



## TABLE OF CONTENTS

### COMMUNITY RELATIONS

In the Community	4-9
------------------	-----

### ADMINISTRATION

Executive Management	11-33
----------------------	-------

### COACHES

Coaching Staff	35-61
----------------	-------

Head Coaching Records	62
-----------------------	----

### FRONT OFFICE

Football Operations	64-73
---------------------	-------

Athletic Performance	74
----------------------	----

Communications	75
----------------	----

### PLAYERS

Players	77-210
---------	--------

### 2017 SEASON IN REVIEW

Team Stats	212
------------	-----

Statistical Review	213
--------------------	-----

Game Summaries	215-229
----------------	---------

Player Participation	230
----------------------	-----

Player Participation - Final	231
------------------------------	-----

Roster/Game-By-Game Starters	232
------------------------------	-----

Team Game - Offense	234
---------------------	-----

Team Game - Defense	235
---------------------	-----

Individual GxG Stats: PASSING	236
-------------------------------	-----

Individual GxG Stats: RECEIVING	237
---------------------------------	-----

Individual GxG Stats: RUSHING	239
-------------------------------	-----

Individual GxG Stats: DEFENSIVE	240-242
---------------------------------	---------

### RECORDS AND RESULTS

Regular Team	244-246
--------------	---------

Regular Individual	247-250
--------------------	---------

Career Service & Streaks	251
--------------------------	-----

All-Time Lists	253-255
----------------	---------

Top Performances	256-263
------------------	---------

CAREER 100 & 300 YARD GAMES	264
-----------------------------	-----

YEARLY LEADERS	265-273
----------------	---------

OFFENSIVE & DEFENSIVE RANKINGS	274
--------------------------------	-----

ALL-TIME STARTING QUARTERBACKS	275
--------------------------------	-----

PRESEASON RESULTS	276-279
-------------------	---------

ALL-TIME RESULTS	280-290
------------------	---------

YEAR-BY-YEAR RESULTS	291-298
----------------------	---------

### HISTORY

RANKIN M. SMITH - TEAM FOUNDER	300
--------------------------------	-----

YEAR-BY-YEAR HISTORY	302-314
----------------------	---------

UNIFORM HISTORY	315-317
-----------------	---------

STADIUM HISTORY	318
-----------------	-----

RING OF HONOR	320
---------------	-----

ALL-TIME ALPHABETICAL ROSTER	322-336
------------------------------	---------

ALL-PRO PLAYERS	337
-----------------	-----

PRO BOWL SELECTIONS	339
---------------------	-----

NFC PLAYERS OF THE WEEK	341
-------------------------	-----

NFC PLAYERS OF THE MONTH	342
--------------------------	-----

ALL-TIME JERSEY NUMBERS	344-352
-------------------------	---------

DRAFT CHOICE BY YEAR	353-360
----------------------	---------





# ATLANTA FALCONS

---

COMMUNITY RELATIONS

## BEYOND FOOTBALL: ATLANTA FALCONS IN THE COMMUNITY



*Falcons in the Community*



*Hometown Huddle*

The Atlanta Falcons create a winning team off the field by building a strong bond in the community. Each year the club typically logs more service hours and makes more community appearances than most other NFL teams. Through the Atlanta Falcons Youth Foundation, the team contributes more than \$1 Million annually to improve fitness and reduce youth obesity in the state of Georgia. Players, coaches, cheerleaders, associates and the Atlanta Falcons Women's Association all contribute to making a meaningful difference in the lives of others.

### HOMETOWN HUDDLE

On Tuesday, September 19, the Atlanta Falcons participated in a day of community service at 12 different locations throughout metro Atlanta. The

entire Atlanta Falcons current roster of players, along with the Atlanta Falcons Women's Association, split into groups to visit the various locations.

#### CROSSROADS COMMUNITY MINISTRIES — WOMEN'S ASSOCIATION

The Atlanta Falcons Women's Association prepared and served lunch to homeless men and women at Crossroads Community Ministries.

#### CHILDREN'S HEALTHCARE OF ATLANTA — EGLESTON

Atlanta Falcons players visited and brought gifts to children and families at Children's Healthcare of Atlanta - Egleston.

#### CHILDREN'S HEALTHCARE OF ATLANTA — SCOTTISH RITE

Atlanta Falcons players visited The Zone at Children's



*Hometown Huddles*

Healthcare of Atlanta – Scottish Rite to make crafts and play games with patients and their families.

#### **TOOMER ELEMENTARY SCHOOL**

Atlanta Falcons players participated in a PLAY 60 camp with more than 100 students at Toomer Elementary School.

#### **TUSKEGEE AIRMEN GLOBAL ACADEMY**

Atlanta Falcons players participated in a PLAY 60 camp with more than 100 students at Tuskegee Airmen Global Academy.

#### **HUMPHRIES ELEMENTARY SCHOOL**

Atlanta Falcons players surprised teachers during classes at Humphries Elementary School and gave them gifts to show appreciation.

#### **ATLANTA FIRE STATION**

Atlanta Falcons players ate lunch with firefighters and learned about fire station equipment and trucks.

#### **MEALS ON WHEELS ATLANTA**

Atlanta Falcons players visited the Meals on Wheels Activities Center and participated in fun games with the senior citizens.

#### **GEORGIA ORGANICS — OAK GROVE ELEMENTARY SCHOOL**

Atlanta Falcons players served healthy lunch choices to students at Oak Grove Elementary School.

#### **ATLANTA POLICE DEPARTMENT — SWAT TEAM**

Atlanta Falcons players spent time with Atlanta Police Department's SWAT Team where they learned about their daily job responsibilities and had the opportunity to interact with their equipment.

#### **ATLANTA HUMANE SOCIETY**

Atlanta Falcons players assisted with daily duties at the Atlanta Humane Society which included playing, feeding and caring for the animals.

#### **ATLANTA VETERANS AFFAIRS MEDICAL CENTER**

Atlanta Falcons players visited military veterans and

handed out gifts to thank them for their service.

### **SALUTE TO SERVICE WEEK PRESENTED BY ZAXBY'S**

From Friday, November 3 to Sunday, November 12, the Atlanta Falcons celebrated the third annual Salute to Service Week.

#### **SALUTE TO SERVICE HIGH SCHOOL FOOTBALL GAME PRESENTED BY ZAXBY'S — GROVETOWN**

On Friday, November 3, Salute to Service Week presented by Zaxby's began as the Atlanta Falcons hosted the annual Salute to Service High School Football Game. The game featured a battle between Lakeside High School vs. Grovetown High School. In honor of active and retired service members, Grovetown High School football team was surprised with customized camouflage jerseys during pregame warm-ups on behalf of the Atlanta Falcons and Zaxby's. The game featured many other military elements during the game and throughout the stadium including customized football gloves worn by the players, pre-game skydivers during the national anthem and military Humvees stationed throughout the stadium.

#### **ATLANTA VETERANS AFFAIRS MEDICAL CENTER VISIT**

On Monday, November 6, Atlanta Falcons players, Cheerleaders and Freddie Falcon visited with veterans and distributed gifts at the Atlanta VA Medical Center in Atlanta to thank them for their service and sacrifice.

#### **PROS VS. JOES**

On Tuesday, November 7, the Atlanta Falcons hosted military service members at the Atlanta Falcons Training Facility in Flowery Branch for a series of competitive video games between players and service members. Atlanta Falcons players also competed virtually with the military currently serving overseas.

#### **SALUTE TO SERVICE YOUTH FOOTBALL CLINIC**

On Wednesday, November 8, the Atlanta Falcons held a Youth Football Clinic on Fort Stewart. More than 315 children ages 6-14 of active and retired service members were taught proper tackling techniques, as well as other football fundamentals and sportsmanship lessons. The clinic was led by



*Honorary Captain - Emily Bowman*

former Atlanta Falcons players.

#### OVERSEAS CARE PACKAGING DAY

On Thursday, November 9, Blank Family of Businesses associates packaged 300 Georgia themed care packages to be shipped to military serving overseas.

#### VIETNAM WAR VETERAN BREAKFAST

On Friday, November 10, the Atlanta Falcons hosted over 30 Vietnam War Veterans to a catered breakfast and presentation to celebrate the 50th anniversary of the Vietnam War. At the end of breakfast, Atlanta Falcons Legends pinned veterans with a special 50th anniversary lapel pin.

#### NFL SALUTE TO SERVICE AWARD

The Salute to Service Award presented by USAA was created to acknowledge the exceptional efforts by members of the NFL community to honor and support U.S. service members, veterans and their families. USAA and the NFL presented Atlanta Falcons Wide Receiver Andre Roberts with the 2017 Salute to Service Award at the 7th Annual NFL Honors awards ceremony in Minneapolis, Minnesota on Saturday, February 3.

The Atlanta Falcons are the first team to win back-to-back NFL Salute to Service Awards.



#### HEAD COACH DAN QUINN'S TAPS DECAL PROGRAM

##### TAPS WELCOME PARTY

On Friday, November 10, Atlanta Falcons Head Coach Dan Quinn hosted a Welcome Party for the families at Lake Lanier Islands Resort in Buford. Coach Quinn and AMB Group CEO Steve Cannon provided opening remarks and visited with the families.

##### TAPS WALKTHROUGH VISIT

On Saturday, November 11, Atlanta Falcons Head Coach Dan Quinn hosted 64 TAPS families to a walkthrough practice in Flowery Branch. Each family was gifted a replica helmet of the player that would honor their fallen hero and had the opportunity to spend time with the player after practice. At the conclusion of practice, TAPS Founder and President

Bonnie Carroll was surprised by Coach Quinn with the honor of serving as the Honorary Captain for Sunday's Salute to Service game. Families were provided a catered lunch and the opportunity to attend Zoo Atlanta or Sis Flags Over Georgia for the afternoon.

##### TAPS DECAL PROGRAM

On Sunday, November 12, every Atlanta Falcons player honored a fallen hero by wearing a helmet decal with the initials and military branch of a service member who made the ultimate sacrifice. In-game military activations included TAPS families holding the American Flag during the National Anthem, local military bases provided static displays, rappellers,



color guard and special video features honoring each TAPS family's fallen hero.

#### CANCER AWARENESS WEEK

From Sunday, October 15 to Friday, October 20, the Atlanta Falcons celebrated Cancer Awareness Week. .

##### CANCER AWARENESS GAME

On Sunday, October 15, the Miami Dolphins vs. Atlanta Falcons game featured several cancer awareness elements including a pregame Falcons March with breast cancer survivors at American Family Insurance Fan Village, recognition of the Atlanta Falcons Dazzle and Dine Honorees pregame where they held the cancer awareness ribbon on-field and recognition at halftime where honorees were escorted by Atlanta Falcons Legends on-field. Atlanta Falcons players showed their support by wearing the multicancer ribbon or specific cancer ribbons on various apparel.

##### CELEBRITY SERVER DINNER

On Monday, October 16, Atlanta Falcons Linebacker Vic Beasley Jr. hosted the Rally Foundation to a night of celebrity serving in Atlanta. Beasley was joined by



several Atlanta Falcons players who served dinner to children battling pediatric cancer and their families. At the end of the night, Beasley surprised Rally Foundation with a \$10,000 donation to help fund research to fight pediatric cancer.

#### DAZZLE AND DINE

On Monday, October 16, Atlanta Falcons Linebacker Vic Beasley Jr. hosted the Rally Foundation to a night of celebrity serving in Atlanta. Beasley was joined by several Atlanta Falcons players who served dinner to children battling pediatric cancer and their families. At the end of the night, Beasley surprised Rally



Foundation with a \$10,000 donation to help fund research to fight pediatric cancer.

#### MOVIE NIGHT


On Monday, October 16, Atlanta Falcons Linebacker Vic Beasley Jr. hosted the Rally Foundation to a night of celebrity serving in Atlanta. Beasley was joined by several Atlanta Falcons players who served dinner to children battling pediatric cancer and their families. At the end of the night, Beasley surprised Rally Foundation with a \$10,000 donation to help fund research to fight pediatric cancer.

#### NIGHT SHIFT NURSE DELIVERY

On Thursday, October 19, the Atlanta Falcons visited a local hospital to show support and thank nurses and doctors who work tireless hours throughout the night in Marietta. Atlanta Falcons Legends, Cheerleaders and Freddie Falcon surprised nurses and doctors with donuts, coffee and other Atlanta Falcons gifts.

#### BREAST CANCER AWARENESS HIGH SCHOOL FOOTBALL GAME

On Friday, October 20, Cancer Awareness Week concluded as the Atlanta Falcons hosted the annual Breast Cancer Awareness High School Football Game at Parkview High School in Lilburn. This game featured an in-state rivalry between Brookwood High School vs. Parkview High School. To raise awareness for breast cancer, the game featured many pink elements including pink equipment worn by the players and cheerleaders, skydivers with pink smoke during the national anthem and



Shop with a Pro

pink balloons and banners surrounding the field.

#### PLAY 60 CHARACTER CAMP

On Tuesday, September 26, Atlanta Falcons players and Atlanta Falcons Legends participated in a PLAY 60 camp at Gainesville High School. Players spoke to students on the importance of character and ran football fundamental drills.

#### WESTSIDE FALCONS NFL FLAG LEAGUE

The Atlanta Falcons and the Arthur M. Blank Family Foundation sponsored the Westside Falcons NFL FLAG League to provide youth on the Westside of metro Atlanta an opportunity to play NFL FLAG football during the 2017 fall season. Each player was able to participate at no-cost in an effort to give any child on the Westside the opportunity to play.

In its inaugural year, the Westside Falcons NFL FLAG League consisted of 22 teams and involved more than 225 youth including nearly 25 girls from eight programs. The league consisted of ages 7-8 co-ed, 9-10 co-ed, 11-12 co-ed, 13-14 co-ed divisions competing in a five-week season including playoffs and championship games. An age 5-6 division was also established and played outside the competitive league as a development program. All games for the Westside Falcons NFL FLAG league were played at Bellwood Boys & Girls club located in Atlanta.

The programs that participated in the Westside Falcons NFL FLAG league were formed and led by teachers, school and program staff, parents and business leaders from the Westside District. Many of the program leaders served as head coaches for their teams. Two coaches were allowed per team and were certified through USA Football and NFL FLAG. The league also included volunteer coaches from associates in the Blank Family of Businesses and the Metropolitan Atlanta Rapid Transit Authority (MARTA).

The 2017 Westside Falcons NFL FLAG league programs were:



*Youth Football Safety Clinic*

**BELLWOOD BOYS & GIRLS CLUB  
PEACHCREST BOYS & GIRLS CLUB  
ICE ATLANTA FALCONS  
GEORGIA ELITE FALCONS  
WOODSON FALCONS  
KIPP WAYS ACADEMY  
FUQUA FALCONS  
UNIVERSITY FALCONS**

The league also was hosted as VIP guests to a practice during Atlanta Falcons Training Camp, received free gear for the season during Outfitting Day and were treated to an end of the season party at Mercedes-Benz Stadium. Four teams from the Westside Falcons NFL FLAG League participated in the NFL FLAG Regional Tournament hosted by the Atlanta Falcons on December 2 in McDonough.

## RISE UP! 159 LAUNCH

On Friday, August 25, the Atlanta Falcons hosted an NFL FLAG In-Schools training for P.E. teachers in the Rise Up! 159 program at John Lewis Invictus Academy in Atlanta. This training allowed P.E. teachers from each county in Georgia the opportunity to learn the NFL FLAG curriculum. Each school was provided a customized NFL FLAG Essentials kit to use during the school year which included 50 flag football belts, 10 footballs, 15 Atlanta Falcons NFL FLAG reversible jerseys, 150 water bottles, 62 stickers, 15 t-shirts, six cones, a Rise Up! 159 banner and a teacher's NFL FLAG curriculum guide. Atlanta Falcons President and CEO Rich McKay, along with Georgia Department of Public Health Commissioner and State Health Officer Dr. Patrick O'Neal, delivered remarks to the teachers in attendance.

## CHALLENGED CHILD & FRIENDS BOWLING

On Wednesday, May 10, Atlanta Falcons players joined children and families at Challenged Child & Friends annual bowling event at Funtastic Bowling Center in Gainesville. Players bowled and spent time with at-risk children.

## ATLANTA FALCONS HIGH SCHOOL FOOTBALL COACH OF THE WEEK

The NFL and Atlanta Falcons recognized 12 head high school varsity football coaches from the state of Georgia for their hard-work and dedication to making a difference in student-athletes lives on and off the field. Each Coach of the Week winner received a commemorative football, \$1,000 grant for the school's football program and tickets to the Carolina Panthers vs. Atlanta Falcons game on December 31.

**Coach Don Norton** - Johnson County High School (Wrightsville, GA)

**Coach Travis Noland** - Oconee County High School (Watkinsville, GA)

**Coach Zach Grage** - Thomasville High School (Thomasville, GA)

**Coach Terry Herrod** - Riverdale High School (Riverdale, GA)

**Coach Adam Collins** - Community Christian School (Stockbridge, GA)

**Coach William Harrell** - Hephzibah High School (Hephzibah, GA)

**Coach Michael Brown** - Commerce High School (Commerce, GA)

**Coach Wesley Tankersley** - Ridgeland High School (Rossville, GA)

**Coach Niketa Battle** - Benjamin E. Mays High School (Atlanta, GA)

**Coach Calvin Arnold** - George Washington Carver High School (Columbus, GA)

**Coach Drew Fowler** - Chattahoochee County High School (Cusseta, GA)

**Coach Shawn Jones** - Eagle's Landing High School (McDonough, GA)

## ATLANTA FALCONS DON SHULA NFL HIGH SCHOOL COACH OF THE YEAR

Each year, one head high school football coach is selected to be the Atlanta Falcons Don Shula NFL High School Coach of the Year. This coach exemplifies extraordinary dedication and commitment to his team and community, as well as significant coaching achievements. The 2017 Atlanta Falcons Don Shula NFL High School Coach of the Year was Bill Stewart, head varsity football coach at North Gwinnett High School in Suwanee. Coach Stewart received a \$1,000 grant for the school's football program and an all-expenses paid trip to the Pro Bowl.

## POWER PLAYER

The Atlanta Falcons Power Player presented by Georgia Power recognized male and female high school varsity athletes from the state of Georgia that demonstrate strong leadership skills both on and

off the field. The Power Player led the team out of the tunnel prior to kickoff at an Atlanta Falcons game and was recognized with a special video feature. Additionally, a \$500 grant was awarded to their high school athletic program.

**GREEN BAY PACKERS VS. ATLANTA FALCONS (SEPT. 17)**

Jaylon West – Henry County High School Football, Baseball, Track

**BUFFALO BILLS VS. ATLANTA FALCONS (OCT. 1)**

Chioma Ajuonuma – Lovejoy High School Cheerleading

**MIAMI DOLPHINS VS. ATLANTA FALCONS (OCT. 15)**

Matthew McMahon – River Ridge High School Soccer, Basketball, Tennis, Swimming

**DALLAS COWBOYS VS. ATLANTA FALCONS (NOV. 12)**

Quindrelin Hammonds – Alcovy High School Football, Track

**TAMPA BAY BUCCANEERS VS. ATLANTA FALCONS (NOV. 26)**

Michael Fairbanks – McEachern High School Football

**MINNESOTA VIKINGS VS. ATLANTA FALCONS (DEC. 3)**

Nate Ray – Commerce High School Football, Baseball

**NEW ORLEANS SAINTS VS. ATLANTA FALCONS (DEC. 7)**

Nikolas Christian – The B.E.S.T. Academy Football, Baseball

**CAROLINA PANTHERS VS. ATLANTA FALCONS (DEC. 31)**

Justin Fields – Harrison High School Football, Baseball

**HONORARY CAPTAIN**

**ARIZONA CARDINALS VS. ATLANTA FALCONS (AUG. 26)**

Benjamin Dendy – Make-A-Wish Foundation

**JACKSONVILLE JAGUARS VS. ATLANTA FALCONS (AUG. 31)**

Jeffery Keenan – Children's Healthcare of Atlanta

**GREEN BAY PACKERS VS. ATLANTA FALCONS (SEPT. 17)**

Sharyl Chatman, Richard Palmer, Bobby Stewart – Atlanta Fire Department

**BUFFALO BILLS VS. ATLANTA FALCONS (OCT. 1)**

Rodney Bryant, Kim Underwood, Rodney Wood – Atlanta Police Department

**MIAMI DOLPHINS VS. ATLANTA FALCONS (OCT. 15)**

Adeshino Kaleb Williams – Rally Foundation

**DALLAS COWBOYS VS. ATLANTA FALCONS (NOV. 12)**

Bonnie Carroll – Founder and President of TAPS

**TAMPA BAY BUCCANEERS VS. ATLANTA FALCONS (NOV. 26)**

Colton Moore – Bert's Big Adventure

**MINNESOTA VIKINGS VS. ATLANTA FALCONS (DEC. 3)**

Adam Mauldin – Dream On 3



# ATLANTA FALCONS

---

ADMINISTRATION





Perhaps best known as the co-founder of The Home Depot, Arthur Blank is now widely recognized for his diverse businesses. Distinguished by Forbes as one of the World's 100 Greatest Living Business Minds 2017 and Sports Business Journal's Sports Executive of the Year in 2018, Blank's Family of Businesses portfolio currently includes the Atlanta Falcons; Atlanta United; PGA TOUR Superstore; The Arthur M. Blank Family Foundation; Mountain Sky Guest Ranch; West Creek Ranch; and AMB Group, the parent company of his for-profit businesses. Blank and the Falcons, in partnership with the city of Atlanta and the state of Georgia, are the private funders of Mercedes-Benz Stadium. The stadium is operated by the Atlanta Falcons Stadium Company, a company also owned by AMB Group and is home to the Falcons and Atlanta United.

The 2018 season will mark the 17th for Blank as Owner & Chairman for the Falcons. He has established his franchise as one of the tops in the NFL and his impact and leadership can be identified by the individuals he has hired to guide the organization.

During 2015, Blank added new leaders both on the field and off the field by hiring Head Coach Dan Quinn, as well as Steve Cannon as CEO of the Blank Family of Businesses. The two passionate leaders have been charged with leading his organizations to the next level and ensuring that Blank's brands continue to win on and off the field.

Quinn's exuberance and passion were immediately felt within the organization and it was easy to tell why he was the top target for every team looking to fill their coaching vacancy, but it took a visionary like Blank to land Quinn here in Atlanta.

"This is an exciting day for the Atlanta Falcons franchise and our fans," Blank said at Quinn's introductory news conference. "Dan is a talented football coach who has a deep and diverse history in the game, which will serve us well. As we got to know Dan during the interview process, it became clear that he has a definitive plan for our football team and what it will take to win on a consistent basis."

"He also has a proven ability to develop players by maximizing their individual strengths. For these and many other reasons, Dan was our top pick, and I'm confident our players, staff, fans, and community will be proud to have him represent the Falcons."

In the three seasons since Blank brought Quinn to Atlanta, the Falcons have compiled a 29-19 regular season record with two postseason appearances, including an NFC title and an appearance in Super Bowl LI. Blank's first as an owner, Atlanta was the only NFC team to return to the playoffs in 2017 after making the tournament in 2016. Eight of the club's 14 playoff appearances have come since Blank purchased the team.

The determination of Blank to build a consistent winner for this city and provide the fan base in Atlanta a team they can be proud of and call their own is unmatched in sports. Atlanta's impressive six-year run from 2008-2012 included two number one seeds in the NFC playoffs (2010, 2012), a team-record three consecutive playoffs berths (2010-12), four double-digit winning seasons (2008, 2010-12), two 13-win seasons (2010, 2012), and two NFC South Division championships (2010, 2012). Blank's expectations are to surpass that run and bring a championship to the city and the franchise.

In December 2015, Blank hired Steve Cannon to be the CEO of AMB Group. Cannon was hired to lead all business operations of the National Football League's Atlanta Falcons; Atlanta United FC of Major League Soccer; Mercedes-Benz Stadium; PGA TOUR Superstore; Mountain Sky Guest Ranch and West Creek Ranch.

"Steve is a dynamic leader with a value system and ethics that aligns very well with mine, which is important to ensuring our culture and values continue to thrive in a fast-paced, growing environment," said Blank. "He is a proven, results-driven executive who understands how to build and deliver a premium customer experience. That, along with his high-energy approach

and experience will translate very well to all of our businesses. I couldn't be more thrilled to have a leader of Steve's stature take on this very important role moving forward."

The pieces are in place for Blank and his franchise to reach the pinnacle and with his guidance and with the addition of their state-of-the-art new home, Mercedes-Benz Stadium, the Falcons are poised to again reach the elite of the NFL.

## IT TAKES A TEAM

Since Blank acquired the Falcons in 2002, the team has made the playoffs eight times in 16 seasons. Under Blank's leadership, the Falcons front office has also seen unprecedented success. Three years before Blank purchased the Falcons, the club averaged about 37,000 season ticket holders per year. Since 2002, the Falcons have never sold fewer than 50,000 season tickets in any year. Additionally, during the same period of time, the club sold out 110 of 112 regular season games and is closed out the Georgia Dome with a streak of eight consecutive sellout seasons.

"I have been blessed here with a great team of people," Blank said. "I have always believed in bringing the best people together, creating the right environment, giving them the resources they need, being a cheerleader for them and making sure the culture is set in place before getting out of the way and allowing them to do what they need to do."

Blank is also a key contributor to many of the NFL's major committees. He currently chairs the NFL Audit Committee and Compensation Committee, and he is a member of the league's Finance, Legislative, Workplace Diversity, and Social Justice committees.

The increasing relevance of the Falcons has provided numerous opportunities for the franchise and city of Atlanta to be showcased on nationally-televised games. With three prime-time games on national television this season, including the season-opening game at Philadelphia, Atlanta will have participated in 15 primetime regular season games over the past five years.

"Our exposure through prime-time games over the years speaks directly to the outstanding performances of our players and coaches," Blank said. "Make no mistake, however, that our larger goal remains to perform under the worldwide spotlight of the Super Bowl. There are 31 other teams out there that want the Lombardi Trophy just as much as we do, so we have to stay diligent to remain a relevant team."

## MERCEDES-BENZ STADIUM

In May 2014, Blank and the Falcons broke ground on Mercedes-Benz Stadium, which opened in 2017. In addition to being a new home for the Falcons, the stadium is also home to Atlanta United FC, the new Major League Soccer team that was awarded to Blank in April 2014 and began play in 2017. The facility also hosts other premier sports and entertainment events throughout the year.

"Our goal all along has been for Mercedes-Benz Stadium to become a destination site for sports and entertainment guests from all over the world," Blank stated. "We not only want Mercedes-Benz Stadium to become a landmark for the city of Atlanta and the state of Georgia, we want it to be a game changer when it comes to stadium design and the guest experience inside the building where friends and families can come together and create special memories."

Mercedes-Benz Stadium has already been successful in attracting marquee events to the city of Atlanta, such as the 2018 College Football Playoff National Championship, the 2019 Super Bowl, and the 2020 NCAA Final Four among many others, including the National Semifinals of the College Football Playoff, Chick-fil-A Kickoff Game, SEC Championship Game, and the Chick-fil-A Peach Bowl.

The Falcons officially opened Mercedes-Benz Stadium with a 34-23 win over the Green Bay Packers on NBC's Sunday Night Football in Week 2 of the 2017 season. The club would go on to

post a 5-3 record at home in its first season at MBS, setting a franchise record for attendance with 554,119 fans passing through the building during its inaugural season.

Blank's imaginative approach to the stadium experience has truly created the finest sports and entertainment facility in the world. Using the core values his businesses are founded on as guiding principles, Blank listened what fans desired most and responded with a fan first, world-class experience in the heart of downtown Atlanta.

Earlier in 2018, Sports Business Journal named the Mercedes-Benz Stadium Food & Beverage Experience the Sports Breakthrough of the Year. The innovative approach to pricing, quality, value, and selection helped move the Falcons from 18th in the league in 2016 to 1st in the NFL in 2017 for food and beverage. MBS also ranked 1st in Major League Soccer over the same period.

### **MAKING A DIFFERENCE & IMPROVING LIVES**

Starting with The Home Depot and continuing with his current businesses – the Falcons, PGA TOUR Superstore, Mountain Sky Guest Ranch, West Creek Ranch, Atlanta United and The Arthur M. Blank Family Foundation– Blank's business and personal values underscore the importance of giving back and becoming part of the community.

During his 23 years with The Home Depot, the company donated more than \$113 million to communities, and Home Depot associates provided hundreds of thousands of hours of personal volunteer time.

Since its inception in 1995, The Arthur M. Blank Family Foundation has granted more than \$340 million to charitable organizations, with approximately two-thirds of the total focused on metro Atlanta, including the Historic Westside neighborhoods of Vine City, English Avenue, and Castleberry Hill.

In 2013, Blank publicly committed to making further significant investments in these communities by creating the Westside Neighborhood Prosperity Fund, which will invest in catalytic projects that ignite positive change and improve the quality of life in the neighborhoods surrounding Mercedes-Benz Stadium. The foundation has pledged \$15 million to contribute to large-scale transformational projects that result in lasting impact for community residents.

In 2014, Blank's foundation launched its first major project, Westside Works, a long-term neighborhood-based program focused on creating job training and employment opportunities for residents. Westside Works placed nearly 200 men and women in living wage jobs in construction, health care, culinary arts and auto technician sectors during its first 12 months of operation.

"We've been committed to the Westside neighborhoods for many years," Blank noted. "Building a new stadium is the relatively easy part of our overall project in that area; the larger challenge is in having a positive and meaningful impact on the surrounding communities in the process. My family, along with the Falcons, feels a sense of responsibility to be part of that positive change."

Community engagement is a priority for the Falcons, as well. The Atlanta Falcons Youth Foundation invests in innovative approaches to increase time kids spend in physical activity and to give more children access to healthy foods. Since 2002, the foundation has awarded more than \$20 million in grants to nonprofit organizations serving children across Georgia. As a leader in the Georgia SHAPE initiative, the youth foundation is

helping Georgia elementary schools reach more than 350,000 students through the Power Up for 30 program, which adds 30 minutes of physical activity during the school day. The foundation also has donated \$730,000 worth of equipment to 131 groups in 46 counties across Georgia, expanding opportunities for 68,000 youth to be physically active.

In addition, Atlanta Falcons players, coaches, cheerleaders, associates and their spouses remain among the most active community citizens in the NFL, contributing an average of 3,000 hours of their collective time each season. Much of this time is spent participating in Atlanta Falcons community relations programs and initiatives that support a variety of issues and activities, including health and fitness, breast cancer awareness, combating hunger, the development of youth/prep football, Salute to Service and outreach in underserved communities.

"It's important that everyone in our family of businesses understands our collective responsibility to contribute to the communities in which we all live and work," Blank stressed.

### **HOW IT ALL BEGAN**

A native of Flushing, N.Y., Blank attended Stuyvesant High School in Manhattan, where he competed on the football, baseball and track teams. He received his Bachelor of Science degree in business administration with distinction from Babson College, where he was active in a variety of extracurricular activities. Blank co-founded The Home Depot in 1978 and retired from the company as co-chairman in 2001. At the time of his retirement, The Home Depot was a component of the Dow Jones Industrial Average and one of Fortune magazine's "Global Most Admired Companies." During Blank's last year as CEO of the company, The Home Depot ranked first in social responsibility in an annual survey conducted by Harris Interactive, Inc.

Blank is recognized throughout the country for his personal and professional achievements. In 2012, he received an honorary doctor of laws degree from the University of Georgia. In 2011, he was the recipient of the Freeing Voices, Changing Lives Award from the American Institute for Stuttering, and in 2010, he was recognized by the Council for Quality Growth for his philanthropic endeavors as well as his significant contributions to economic development and quality of life. In 2006, he was named a Distinguished American by the Walter Camp Football Foundation, which annually recognizes an individual who has utilized his or her talents to attain great success in business, private life or public service.

Also in 2006, Blank was inducted into the Junior Achievement U.S. Business Hall of Fame and was awarded an honorary doctor of humanities degree from Furman University. In 2005, he was named National Entrepreneur of the Year by Ernst & Young. In 2003, for the second time in three years, Blank was named Georgia's Most Respected CEO by Georgia Trend magazine, and in 2002, he was inducted into Georgia State University's Business Hall of Fame. The Georgia Army National Guard Infantry Regiment appointed Blank as an honorary commander in July 2016. Individuals are selected as honorary commanders because of their position or influence in the community, and their ability to foster awareness and public support for the military and its service members.

Blank serves on the board of trustees of The Carter Center, Inc., and The Cooper Institute.

Arthur and Angie Blank's marriage in June of 2016 brought together their respective families, including nine children and five grandchildren. A strong believer in work-life balance, Blank makes time daily for physical activity and spending time with family.



# STEVE CANNON

CEO AMB GROUP LLC



Steve Cannon was named chief executive officer of AMB Group, LLC effective February 1, assuming the day-to-day leadership of the company's for-profit businesses. Cannon leads all business operations of the National Football League's Atlanta Falcons; Atlanta United of Major League Soccer; Atlanta Falcons Stadium Company, the developer of Mercedes-Benz Stadium that is scheduled to open in 2017; PGA TOUR Superstore; and Mountain Sky Guest Ranch.

Prior to joining AMB Group, Cannon served as president and chief executive officer of Mercedes-Benz USA (MBUSA) and was responsible for leading operations that generated record sales with annual revenues exceeding \$20 billion. During his tenure, MBUSA achieved a first-ever No. 1 ranking on the American Customer Satisfaction Index and was also lauded as one of the best places to work by Fortune Magazine five years in a row. Cannon oversaw MBUSA's successful headquarters relocation from New Jersey to the metro Atlanta area, in addition to crafting a sports sponsorship strategy that closely aligned the premium brand with properties reflective of its category leadership and brand position.

Cannon began his automotive career in 1991 as executive assistant to the president and CEO of Mercedes-Benz of North America (predecessor to MBUSA). From there, he moved to Stuttgart, Germany and joined a small team tasked with the development, manufacturing and launch of the M-Class, the first Mercedes-Benz SUV ever made in, and for this market. Following his time in Germany, Cannon served as director of marketing for Debis Financial Services (later Daimler Financial Services). He also served as principal for The Richards Group, one of the largest independent full-service advertising agencies in the U.S. before re-joining MBUSA in 2007 where he served as the vice president of marketing for MBUSA from June 2007 until he was promoted to president and CEO in 2012.

Cannon graduated with honors from the United States Military Academy at West Point (B.S., Economics). He is Airborne Ranger qualified and served as 1st Lieutenant in West Germany during the fall of the Iron Curtain. During his time in the Army he also served five years as an artillery officer.

Cannon and his wife, Ann, reside in Atlanta and they are the parents of nine children.



## RICH MCKAY

PRESIDENT & CEO



Falcons President and CEO, Rich McKay, has been a fixture in the National Football League for more than 30 years. One of the League's most influential executives, McKay is entering his 15<sup>th</sup> season with the Atlanta Falcons. During McKay's tenure, the Falcons have been to the playoffs seven times, been to three NFC Championship games and participated in Super Bowl LI.

McKay was hired by Owner and Chairman Arthur M. Blank in 2004 and served his first four years as the team's general manager. He was promoted to president and chief executive officer in 2011. McKay played a key role in the coaching search that resulted in the hiring of Dan Quinn as Atlanta's new head coach in early 2015. That same year, national columnist and creator of Monday Morning Quarterback (MMQB), Peter King, named McKay number 10 out of the 100 most influential people in the NFL.

McKay was the point person in the negotiation, development and progress of building Mercedes-Benz Stadium, a process that began in earnest in 2008. Working closely with Blank, the city of Atlanta, the state of Georgia, and the Georgia World Congress Center Authority, McKay helped to secure approval and financing for Mercedes-Benz Stadium and created a true public-private partnership. The club broke ground on Mercedes-Benz Stadium on May 19, 2014, and it was completed in August of 2017 and serves as the home of the Atlanta Falcons and Atlanta United. He is the only executive to have led two successful stadium negotiations (Atlanta and Tampa Bay). In April of 2014, McKay was named President of AMB Sports & Entertainment (AMBSE) which oversees the Falcons, Atlanta United and Mercedes-Benz Stadium.

McKay has served as a member of the NFL's Competition Committee for the past 25 years. He has been co-chairman and then chairman for the past 21 years (co-chairman 1998-2011 and chairman 2011-current). The eight-member committee is comprised of NFL head coaches and League executives who study the game and recommend rule changes and modifications to ensure player safety while promoting competitiveness. The Competition Committee has recommended and passed over fifty (50) player safety rules changes since 2002. In addition to his commitment to advancing the game, McKay has been involved in the negotiation of collective bargaining agreements with the National Football League Players Association and was highly involved in the negotiations that led to the current multi-year collective bargaining agreement signed in 2011.

Prior to joining the Falcons, McKay spent 10 years with the Tampa Bay Buccaneers, serving as general manager. While serving as general manager for Tampa Bay (1994-2003) and Atlanta (2004-2008), McKay was the architect of a Super Bowl winning team (Super Bowl XXXVII) as well as six teams that reached the playoffs and three that advanced to the NFC Championship game. His teams compiled an overall record of 112-96 with a playoff record of 6-5. As a GM, McKay worked with three different NFL head coaches who have guided their respective teams to NFC Championship games - Tony Dungy in 1999 with Tampa Bay, Jon Gruden in 2002 with Tampa Bay and Jim Mora in 2004 with Atlanta.

McKay's personnel scouting acumen was a successful formula which produced 59 players that played in the Pro Bowl during his time as an NFL General Manager. McKay showed his eye for talent when he drafted eight players in the 1997 draft class that

went on to play a combined 1,175 games, with 772 starts over their careers. Those players helped contribute to Tampa Bay's 41 Pro Bowl selections between 1997 through 2002, which were the most in the NFL. To put it into perspective, the Buccaneers only had 19 Pro Bowl selections in the first 21 years of their history leading up to 1997. Additionally, 11 of McKay's former lieutenants have risen through the ranks to sit in the general manager's chair at other NFL franchises.

While many of the players McKay drafted developed into Pro Bowl performers on the field, several have been stars in their community. Atlanta Falcons Limited Partner Warrick Dunn, whom McKay drafted in 1997 with Tampa Bay, was the recipient of the 2004 Walter Payton/NFL Man of the Year award. This award is presented annually to the NFL's most philanthropic player. Derrick Brooks, who was also a draft selection of McKay's, was also a co-recipient of the award in 2000.

The McKay family is one of the most successful football families with substantial roots in both the collegiate and professional game. Rich's late father, the legendary John McKay, led the University of Southern California Trojans to four national championships in 16 seasons. Rich's older brother J.K. McKay, was a starting wide receiver for the Trojans and part of two national championship teams (1972 & 1974) in addition to playing in three Rose Bowl games while playing for his father. Between the three McKay's, they have won six national championships, participated as a player or coach in 12 Rose Bowls, participated as a coach, player or team executive in six NFL conference championship games, won two National Collegiate Coach of the Year Awards, won one NFL Championship as a general manager, and won one Super Bowl as a general manager.

Both Coach McKay and Rich saw their first draft picks selected to the Pro Football Hall of Fame. Lee Roy Selmon was the first pick for John McKay as a head coach of the Tampa Bay Buccaneers in 1976 while Warren Sapp was the first pick for Rich McKay in 1995. After the enshrinement of Sapp and Derrick Brooks, Rich McKay became the first and only general manager in NFL history to have his first two draft picks go on to be first ballot members of the Pro Football Hall of Fame.

McKay earned his Bachelor's degree in Economics in 1981 from Princeton University, graduated from Stetson's College of Law in 1984, clerked for two years for Tampa's U.S. District Judge William Terrell Hodges, and was inducted into the Stetson Law's Hall of Fame in November 2014. McKay worked at the Tampa law firm of Hill, Ward, and Henderson, P.A., from 1986-1992 where he served as General Counsel for the Buccaneers. Born March 16, 1959, in Eugene, Oregon, McKay grew up in Los Angeles and Tampa, graduating from Tampa's Jesuit High School.

As an avid long-distance runner, Rich has participated in and finished five marathons including two New York City Marathons, an Atlanta Marathon, and the Los Angeles Marathon in 2013 and in 2016.

McKay and his wife, Terrin, have two sons; Hunter, a 2012 graduate of Samford University in Birmingham, Alabama who is now employed in the Sports Information Office at Kennesaw State University in Kennesaw, Ga., and John, a 2015 graduate of the University of Southern California is a pro scout with the Los Angeles Rams.





One of the longest-tenured general managers in the NFL, Thomas Dimitroff is entering his 11th season in the role for the Falcons in 2018. Over the last three seasons, Dimitroff and Head Coach Dan Quinn have crafted a roster focused on fast, physical, and urgent athletes. This team-building approach spurred the Falcons to playoff wins in consecutive seasons for the first time in franchise history, including an NFC title and Super Bowl appearance for the second time in club annals.

Over his 10 seasons in Atlanta, the Falcons have posted 95 wins during the regular season, have made six postseason appearances and have added cornerstone players: QB Matt Ryan, WR Julio Jones, CB Desmond Trufant, T Jake Matthews, CB Robert Alford, OLB Vic Beasley, RB Devonta Freeman, S Keanu Neal, and LB Deion Jones in the draft.

A two-time Executive of the Year honoree by Sporting News (2008 & 2010), Dimitroff has been the architect of the most successful run in franchise history, including five consecutive winning seasons from 2008-2012 and three straight playoff berths - a first in franchise history. The Falcons are the only NFC team to qualify for the postseason each of the last two years. Since 2016, the club's 21-11 regular-season record is tied for the second-best mark in the conference and ranks tied for fifth in the NFL.

After posting back-to-back 10-win seasons for the third time in franchise history and making consecutive playoff appearances, the Falcons entered the 2018 offseason looking to remain among the league's top franchises for both the short and long term. The first significant step in accomplishing that goal was to secure the most crucial position on the field, quarterback. On May 4, 2018, the Falcons and QB Matt Ryan agreed to terms on a five-year, \$150 million contract extension that made the 2016 NFL MVP the highest-paid player in NFL history.

"This extension was our primary focus this offseason," said Dimitroff. "Matt has been a pillar of stability for this franchise for a decade, and it is a great feeling knowing that he will remain at our helm for six more years. Matt has proven to be a leader for this franchise on and off the field, and we are fortunate to have him as our quarterback. Matt has guided us to a decade of success that is unmatched in franchise history, but we all know there is more to be accomplished, and we are confident we can get that done with Matt."

While working on the Ryan deal behind the scenes, Dimitroff continued his focus on retaining key contributors. To that end, Atlanta re-signed the franchise's all-time leading scorer K Matt Bryant as well as OL Austin Pazar, CB Leon McFadden, CB Bliid Wreh-Wilson, and DL Derrick Shelby while also tendering restricted free agents S Ricardo Allen and G Ben Garland. When the new league year began and free agency opened, Atlanta executed a patient but direct plan by signing important role players G Brandon Fusco, CB Justin Bethel, and TE Logan Paulsen.

Many of the moves made this offseason were made possible by Dimitroff's commitment to maintaining flexibility under the salary cap. Signing CB Desmond Trufant and RB Devonta Freeman, two pillar players scheduled to be free agents in 2018, to contract extensions prior to the 2017 season preserved a sustainable roster despite Ryan's record-breaking deal.

Turning their attention to the 2018 NFL Draft, Dimitroff and Quinn once again deployed their Competitive/Toughness (C/T) score when evaluating prospects. This innovative tactic helps provide the scouting staff with a clear vision of the exact type of player the club is looking for across all positions. This clear vision and ardent belief in building through the draft has helped the Falcons select Pro Bowl players LB Vic Beasley Jr., S Keanu Neal, and LB Deion Jones as well as cornerstone performers NT Grady Jarrett, RB Tevin Coleman, TE Austin Hooper, LB De'Vondre Campbell, G Wes Schweitzer, DE Takk McKinley, and LB Duke Riley over the last three years.

An interesting and somewhat chaotic first round of the 2018 NFL

Draft fell ideally for Dimitroff and the Falcons as WR Calvin Ridley, regarded by most as the top receiver in the class, remained available when Atlanta was on the clock. Dimitroff wasted little time before pulling the star wideout from Alabama name off the board, adding a versatile play-maker to the offense. The Falcons targeted depth players with significant special teams' abilities with their remaining picks, selecting Colorado CB Isaiah Oliver, South Florida DT Deadrin Senat, Southern Miss. RB Ito Smith, LSU WR Russell Gage, and Yale LB Foyesade Oluokun.

When he arrived in Atlanta in 2008, Dimitroff brought with him a team-building philosophy that centered around building the core of the roster through the draft and supplementing with key additions through free agency. He wasted little time putting that plan into place as his first draft pick would go on to reshape the franchise. With the third overall pick in the 2008 NFL Draft, Dimitroff and the Falcons selected Ryan, who has been the face of the club for the last decade.

Ryan owns 20 franchise records including career passing yards (41,796), touchdowns (260), and passer rating (93.4). He has been among the best quarterbacks in the NFL during his career, throwing for 4,000-or-more yards in seven straight seasons and making four Pro Bowl appearances. He was named the NFL MVP and selected as an All-Pro in 2016 and is the fastest player in league history to reach 40,000 passing yards.

In his first 10 drafts, he has selected nine players that have been named to 17 combined Pro Bowls, including Ryan, Freeman, Trufant, Neal, Julio Jones, Deion Jones, LB Vic Beasley Jr., S Thomas DeCoud, and S William Moore.

Dimitroff possesses a keen eye for talent and uncommon intuition for how a draft will play out. These abilities have helped the Falcons find integral contributors within the later rounds. In his last eight drafts, Dimitroff has selected 51 players in the second round or later that have combined to play in more than 1,600 games. These second and third day picks include Freeman, Deion Jones, CB Robert Alford, TE Austin Hooper, RB Tevin Coleman, LB De'Vondre Campbell, and DT Grady Jarrett who have all become foundational pieces for the Falcons.

Never one to shy away from making a deal, Dimitroff has earned the nickname "Trader Thomas" for making at least one trade in all 11 of his drafts. His landmark acquisition came during the 2011 Draft. While most thought Dimitroff would stay put and take the best player available at 27, he had a different thought. Feeling like the Falcons needed to get more explosive, Dimitroff reached out to the Cleveland Browns, who held the number six pick. He orchestrated a trade with the Browns and selected University of Alabama wide receiver Julio Jones with the sixth pick.

Jones has become one of the top receivers in the NFL, earning two first-team All-Pro selections and five trips to the Pro Bowl. In seven seasons, Jones has caught 585 passes for 9,054 yards and 43 touchdowns. He ranks second in club history in receptions and receiving yards and is one of four players in the Super Bowl era to post 300 yards in a single game.

In total, Jones owns seven franchise records and is the only player in NFL history to record multiple games with more than 250 receiving yards. The former Crimson Tide standout is one of two players in league annals to notch four consecutive seasons with at least 80 receptions and 1,400 yards, joining WR Marvin Harrison.

In addition to the blockbuster trade that landed Jones, Dimitroff made aggressive moves to procure Deion Jones, DE Takk McKinley, NT Grady Jarrett, and CB Desmond Trufant all of whom have become crucial pieces for the Falcons.

Dimitroff's first major trade came in 2009 when he sent the team's 2010 second-round draft choice to the Kansas City Chiefs in exchange for TE Tony Gonzalez. The future Hall of Famer spent five seasons in Atlanta, catching 409 passes for 4,187 yards with 34 touchdowns. Gonzalez's veteran leadership and tireless work ethic helped set the tone for a team that made three

straight trips to the playoffs. He finished his career ranked second in NFL history in receptions and sixth in receiving yards.

His acquisitions of G Andy Levitre and CB Asante Samuel, though four seasons apart, showed his ability to diagnose and the teams' needs and make smart, calculated maneuvers to address them. In 2015, he sent a 2016 sixth-round pick and a future conditional pick to Tennessee in exchange for Levitre who has started at left guard in all 45 games that he has played. He brought veteran leadership and stability to an offense that has 384.9 yards and 25.7 points per game over the last three seasons.

In 2012, Dimitroff sent a seventh-round draft choice to the Philadelphia Eagles for Samuel, a player he scouted during his days in New England. The four-time Pro Bowler was paired with safeties William Moore and Thomas DeCoud, who would earn Pro Bowl nods that season and helped Atlanta reach the NFC title game for the third time in team history.

While the core of his team-building philosophy is centered on drafting well, Dimitroff has supplemented his draft picks by targeting specific needs through free agency. One of his most successful moves was the first move he made at the helm, signing RB Michael Turner from the San Diego Chargers. Turner spent the first four seasons of his career spelling Hall of Famer RB LaDainian Tomlinson but never seeing more than 80 carries in a year.

That all changed when Dimitroff brought him to Atlanta. Turner burst on the scene finishing his first season as a starter with 1,699 rushing yards and 17 touchdowns – a franchise record – on his way to his first Pro Bowl selection. He also finished second in MVP voting and along with Ryan helped take the Falcons from the league's cellar to the postseason.

After seeing the offense struggle with inconsistency in 2015, Dimitroff kicked off the 2016 offseason by signing Pro Bowl C Alex Mack. The arrival of the cerebral and athletic Mack played a key role in vaulting the Falcons offense from 21st in scoring to first and helped cement Ryan as the league's most valuable player. In two seasons with the club, Mack has started all 37 games, including five playoff games, and has been named to back-to-back Pro Bowls.

Five of the free agents Dimitroff has signed have combined for seven Pro Bowl nods, including Mack, Bryant, Turner, WR Devin Hester, and FB Patrick DiMarco. Additionally, Turner, Mack, and DiMarco all earned AP All-Pro honors as Falcons.

One of the key factors in the success of the Falcons teambuilding approach under the leadership of Dimitroff and Quinn has been the focus on player development. Recognizing the difficulty of building quality depth, Dimitroff and Quinn have put an emphasis on bringing along talented young players, including those that may not see the field right away. At the end of 2016, nine of the Falcons defensive starters and seven of the offensive starters were homegrown – either drafted or signed as college free agents by the Falcons. Day-three picks like Allen, Jarrett, Freeman, and Schweitzer all developed into starters after not seeing much playing time early in their careers. Despite not hearing their names called during the NFL Draft, T Ryan Schraeder and CB Brian Poole have each blossomed into starters while LS Josh Harris has handled every special teams' snap since 2012.

After turning the franchise around in 2008, Dimitroff saw Atlanta post back-to-back winning seasons for the first time in team history in 2009. For long-time Falcons fans, this was quite a monumental feat. But for Dimitroff and his staff, this was just another block in the foundation for his vision for this organization.

Atlanta would go on to win 36 games from 2010-12, which included three straight playoff berths and one trip to the NFC Championship Game. There has never been a more successful three-year stretch in franchise history, and Dimitroff was the architect of those teams.

From 2013-14, Atlanta struggled to find sustained success on the field and compiled a 10-22 record, while suffering through significant injuries to key players and losses in close games.

Prior to the start of the 2015 campaign, Dimitroff was tasked with assisting Owner & Chairman Arthur Blank with finding a new head coach. Following a lengthy search, Blank decided on former Seattle Seahawks Defensive Coordinator, Quinn. The Super Bowl pedigree that Dimitroff brought from New England was

partnered with Quinn and his consecutive Super Bowl appearances in Seattle (2013 & 2014), including a win in Super Bowl XLVIII against the Denver Broncos. It was very clear to Quinn early on how he envisioned his relationship with Dimitroff.

"When I had a chance to talk to some other clubs as I went through it, this one was the best fit for me," Quinn said during his introductory press conference. "Starting with Mr. Blank and then with Thomas. He was the guy that I connected with right away, that I knew I wanted to partner with. I saw that relationship work strongly in Seattle with Pete [Carroll] and John [Schneider]. That's what I was looking for, somebody to partner up with to do it together. When I had a chance to connect with Thomas, we had a lot of mutual friends, guys that I respect in the business, but it was that partnership made this one so unique for me."

Dimitroff and Quinn quickly began the process of laying the foundation for how they envisioned the way the team should look on the field, re-calibrating the roster through the draft and free agency. In the first year of the Dimitroff/Quinn partnership, the Birds finished 8-8 but won two of their final three games of the season. The foundation and vision for this team were put in place and a new demeanor and direction for the Falcons was evident.

Dimitroff and Quinn's vision blossomed during the 2016 season, as the Falcons won 11 games on their way to capturing a fourth NFC South title and securing the conference's second seed in the playoffs. Atlanta led the NFL in scoring offense and average yards per play while also ranking second in total offense. The Falcons' 'build through the draft and supplement in free agency' approach saw six players brought to Atlanta by Dimitroff named to the Pro Bowl in Beasley, Bryant, Freeman, Julio Jones, Mack, and Ryan. A testament to how Dimitroff and Quinn reshaped the club's roster, ESPN listed the Falcons as the top roster in the NFL entering 2017. Despite an up and down season, the Falcons were the only NFC team to make the playoffs in 2016 that returned to the postseason in 2017.

Dimitroff is responsible for all aspects of football operations with the Falcons and working with Quinn when constructing the roster. He has final authority over all the signing of free agents, the selection of players in the draft, and trades. Dimitroff also handles coordinating other football-related activities with Coach Quinn.

Earning his way up the ladder, Dimitroff worked his way through the scouting ranks as a combine/BLESTO Scout, an area scout, national scout, and director of college scouting before arriving in Atlanta as general manager.

His father was a big influence on his life. Tom Dimitroff was a high school, college, and pro coach turned NFL scout – and a former NFL quarterback for the old Boston Patriots. Other key influences that have also helped shape Dimitroff's philosophy today include Falcons Assistant General Manager Scott Pioli and New England Patriots Head Coach Bill Belichick.

The younger Dimitroff found his passion for scouting players early in his life. He became the Canadian Scouting Coordinator for the Saskatchewan Roughriders of the CFL in 1990 as his first taste into the world of scouting. In 1992, he moved on to the World League of American Football, where he scouted all NFL, CFL and World League rosters while tracking player transactions for the NFL's developmental league.

Dimitroff's career aspirations brought him to the NFL and the Detroit Lions where he became a college scout in 1994. It was in his years as a scout for the Lions that he was introduced to Atlanta for the first time while evaluating the southeastern part of the country. From there, Dimitroff made his way back to Cleveland in 1998 as a college scout for the Browns for four years before landing with the Patriots in 2002.

During his five years as the director of college scouting in New England (2003-07), he was responsible for overseeing area scouts who evaluated all of the nation's college prospects while scouting and tracking the development and availability of drafted players. The Patriots had a 77-17 overall record in Dimitroff's tenure and they won back to back Super Bowls in 2003 (XXXVIII) and 2004 (XXXIX) while making a historic march on a perfect 2007 regular season.

Dimitroff captained his college team as a defensive back at the University of Guelph (Canada) from 1987-1989. He was born in Barberton, Ohio, in 1966. Thomas has one son, Mason and one daughter, Aja Neve.



## SCOTT PIOLI

### ASSISTANT GENERAL MANAGER



#### PIOLI'S PERSONNEL BACKGROUND

2014-18	Asst. General Manager // Falcons
2009-12	General Manager // Chiefs
2002-08	VP of Player Personnel // Patriots
2001	Dir. of Player Personnel // Patriots
2000	Asst. Dir. of Player Personnel // Patriots
1997-99	Dir. of Pro Personnel // NY Jets
1996	Pro Personnel Coord. // Ravens
1993-95	Pro Personnel Asst. // Browns
1992	Scouting Assistant // Browns

Scott Pioli is entering his 26th season in the NFL, and his fifth as the Falcons Assistant General Manager. Since joining the Falcons, Pioli has worked diligently with General Manager Thomas Dimitroff to retool the roster and specific scouting processes leading to back-to-back playoff appearances and the club's second Super Bowl appearance in 2016. Pioli oversees the day-to-day operation of the scouting department while working closely with Dimitroff on formulating the draft board and the planning of free agency acquisitions.

He has been named NFL Executive of the Year by various national media outlets five different seasons during his career, including honors from Sporting News, Sports Illustrated, and Pro Football Weekly/PFWA. In nine years with the New England Patriots, Pioli helped the club win Super Bowls XXXVI, XXXVIII, and XXXIX, claim four AFC championships, and six AFC East titles.

Pioli was the architect of one of the greatest turnarounds in Kansas City Chiefs history as the club won the AFC West with a 10-6 record in his second season at the helm. It was Kansas City's first division title and home playoff appearance since 2003 and he was named NFL Executive of the year. In four seasons with the Chiefs, Pioli drafted four Pro Bowl players Eric Berry, Justin Houston, Dontari Poe, and Dexter McCcluster.

Pioli joined the Chiefs after serving as the Vice President of Player Personnel with the New England Patriots for nine seasons. With New England, the Patriots became widely recognized as one of the NFL's model franchises. Working in close concert with Head Coach Bill Belichick, the duo rapidly developed the Patriots into a consistent championship contender.

Pioli and Belichick became the first personnel director/head coach tandem in league annals to win three Super Bowls during a four-year span (2001-04).

Pioli was named the George Young NFL Executive of the Year by Sporting News following the 2003 and 2004 seasons, an award voted on by other NFL executives. The youngest individual ever to win that accolade, Pioli joined NFL Hall of Fame executives Bobby Beathard (Washington '82-83) and Bill Polian (Carolina '95-96) as just the third person to ever win that honor in consecutive seasons. During the 2000's, Sports Illustrated named Pioli the number one GM/Pro Sports Executive, Sporting News named him the NFL Executive of the Decade, and ESPN named him the NFL Personnel Man of the Decade.

Pioli began his NFL career as a Scouting Assistant for the Cleveland Browns in 1992. He spent the next three seasons working as the Browns Pro Personnel Assistant. He was promoted to Pro Personnel Coordinator when the team moved to Baltimore in 1996.

In 1997, Pioli was hired as the New York Jets Director of Pro Personnel. In just two seasons working with Head Coach Bill Parcells, the Jets completed a worst-to-first turnaround, rebounding from a 1-15 campaign in 1996 to a 12-4 record in 1998. Those 12 wins in 1998 were the most in franchise history and gave the Jets their first division title since 1968.

Pioli played defensive tackle at Central Connecticut State (1983-87), where he was a three-time All-New England selection and graduated with a degree in Communications. From 1988-89, he served as a Graduate Assistant at Syracuse University, where he also earned a master's degree from the S.I. Newhouse School of Public Communications in television and film. Pioli then took a full-time coaching opportunity at Murray State, where he spent one season as the offensive line coach (1990) and one season as the defensive line coach (1991). He left the coaching ranks to join the Browns personnel department in 1992.

While he has made his living in the arena of professional sports, Pioli is passionate about the importance of education, equality, and the arts. He supports a number of non-profit organizations which focus on those three cornerstones. Pioli serves on the Board of Directors for College for Every Student (CFES), a nonprofit organization committed to raising the academic aspirations and performance of underserved youth. Each school works with more than 50 CFES Scholars (low-income youth), most of whom will be first in their family to pursue higher education. Pioli has brought CFES and Atlanta Public Schools together and its program is thriving. Pioli also currently serves on the board for The Black College Football Hall of Fame, the Ross Initiative in Sports for Equality (RISE) and The Women's Intersport Network for Kansas City (WIN for KC).

During his time in Kansas City, he sat on the Board of Directors for the Kansas City Repertory Theater. He and his wife were also annual supporters of a number of local non-profits including, The Kansas City Symphony, The Nelson-Atkins Museum, The Charlotte Street Foundation, Operation Breakthrough, and the Negro League Baseball Museum.

Pioli has founded a number of academic scholarships geared toward first-generational college students. He has established two endowed scholarship funds at Central Connecticut State University one for CFES scholars attending his alma mater and another for the football program. He and his family created an endowed fund with Billie Jean King's Women's Sports Foundation (WSF) for women who aspire to be football coaches or scouts. They also sponsor an annual HBCU Scholarship for members of Women Leaders in College Sports.

Founded by Pioli, the WIN for KC Pioli Family Scholarship/Intern Grant, is still awarded annually to two women in Kansas City.

Since arriving in Atlanta, he has been actively involved with the Atlanta Mission and continued to support the arts and education by serving as a member of the board of directors for the Alliance Theatre.

Pioli was inducted into the National Italian American Sports Hall of Fame in 2014.

Pioli resides in Atlanta with his wife Dallas and their daughter Mia Costa Pioli.



## GREG BEADLES

EVP, CHIEF ADMINISTRATIVE OFFICER



Greg Beadles serves as chief operating officer for AMB Sports and Entertainment (AMBSE), the parent company of the Atlanta Falcons, Atlanta United and Mercedes-Benz Stadium. Beadles is responsible for leading teams who oversee and run organization-wide operations including finance, technology, analytics, facility operations at the Atlanta Falcons training facility and the Children's Healthcare of Atlanta Training Ground, along with the retail, food and beverage and private event businesses at Mercedes-Benz Stadium.

Beadles' career began in the NFL as an intern with the Falcons in 1995. Over the past two decades, Beadles has become a trusted executive leader within the organization and across the league. In 2013, Greg was elevated to executive vice president, chief administrative and financial officer for AMBSE. Retaining oversight of finance, technology and facilities, his responsibilities

grew adding overall development and financing for the stadium all while playing a pivotal role in negotiations with local, state and city officials for the stadium.

The Atlanta Business Chronicle named Beadles its "CFO of the Year" in 2012 for his work with education-related initiatives. He is founding chairman for both Oak Hill Classical School in Dacula, Georgia and Arete Scholars Fund, a non-profit that works with corporations and individuals to provide educational opportunities for low-income children. He is a past member of the State of Georgia Educational Reform Commission.

Beadles earned a Bachelor's of Science in Accounting from LSU and a Master's of Science in Sports Administration from Georgia State University. He has also completed the NFL Executive Management Program at Stanford University. Greg and his wife, Jill, live in Dacula, Georgia with their four children.





## DANNY BRANCH

CHIEF INFORMATION OFFICER



Danny Branch begins his 14th year as Chief Information Officer for AMB Sports & Entertainment and boasts more than 30 years of experience in systems development, deployment, and support. As Vice President of IT Operations, he is responsible for all information technology related activities for the Falcons and all other enterprises in the Blank Family of Businesses. Highlights from Branch's tenure at AMBSE include leading the creation and launch of the Atlanta Falcons first official mobile app, Falcons Mobile, directing the launch of the Falcons first retail operations and Team Store and leading the initial creation and launch of the official e-commerce site for PGA TOUR Superstore.

Branch joined the Falcons in 2004 from The Home Depot, where he most recently was vice president of information services. Starting at The Home Depot in 1990 as a senior systems engineer, he was promoted rapidly through the engineering and ultimately, the information services management ranks. While at The Home Depot, Branch partnered with NCR to be the first

home improvement retailer to implement and deploy self check-out. He also developed and deployed Home Depot's current gift card program, which replaced their previous paper based gift certificate program.

Prior to The Home Depot, Branch worked in programming, engineering and project management roles for CONTEL, Management Science America, and Texas Instruments. A Georgia product, Danny earned his associate degree in Mathematics from Abraham Baldwin Junior College (Tifton, Ga.). He received his Bachelors of Science degree in Computer Science from the University of Georgia and completed an advanced leadership development program at the Babson School of Executive Education (Babson Park, Mass.). Branch is active in the community and is a strong supporter of Atlanta Habitat for Humanity.

Danny and his wife, Claire, live in Senoia, Georgia with their daughter, Chloe (23) and son, Alex (20).



## MIKE EGAN

SVP, GENERAL COUNSEL AMB GROUP, LLC



Mike Egan joined AMB Group, the holding company for the Atlanta Falcons, Atlanta United, Mercedes-Benz Stadium, PGA TOUR Superstores and Mountain Sky Guest Ranch in January 2015. In addition to his legal responsibilities, Mike provides executive oversight for the construction and operational readiness of Mercedes-Benz Stadium.

Prior to joining AMB Group, Egan was a partner in the Corporate Practice Group of the law firm of King & Spalding for 25 years and led the firm's Mergers and Acquisitions practice. Egan acted as primary outside counsel to Arthur Blank and his businesses, including representing Mr. Blank in the acquisition of the Atlanta Falcons and Atlanta United as well as the negotiations with the

Georgia World Congress Center Authority and the City of Atlanta for the development of Mercedes-Benz Stadium. Egan also acted as outside counsel to The Home Depot during Mr. Blank's leadership of that company.

Egan serves as Chair of the Board of Trustees of The Westminster Schools in Atlanta and as a member of the Honors College Board at the University of North Carolina-Chapel Hill.

Egan is a native Atlantan and received his J.D., cum laude, from Harvard Law School and clerked for former Chief Judge Elbert P. Tuttle on the U.S. Court of Appeals, Eleventh Circuit. He was a Phi Beta Kappa graduate and Morehead Scholar at the University of North Carolina-Chapel Hill.



## ROB GEOFFROY

SVP and CFO, AMB SPORTS & ENTERTAINMENT



Rob Geoffroy was named Chief Financial Officer of Atlanta United in October of 2014 and concurrently holds the title of Vice President of Finance of AMB Sports & Entertainment. AMB Sports & Entertainment was created to manage the Atlanta Falcons Football Club, Atlanta Falcons Stadium Company, and Atlanta United FC.

Geoffroy spent the previous eight seasons as the Falcons' Controller with a strong background in sports business management, accounting, finance, risk management, and operations.

He supports both financial analysis and operations for all departments within AMB Sports & Entertainment. Geoffroy and his dedicated staff are a busy team; AMBSE have a total of 98 different departments which function in a variety of ways. Thanks to his teammates hard work, great strides have been made

towards the launch of Atlanta United, the Mercedes Benz Stadium and the growth of AMB Sports and Entertainment.

Geoffroy began his career in the finance department of the NBA's Boston Celtics before moving to an accounting role with the NHL's New Jersey Devils 1995 Stanley Cup Championship team. After that time, he returned to the Celtics. Geoffroy left the Celtics after a total of nine seasons as Director of Accounting & Operations to become the Chief Financial Officer and Chief Operating Officer of International Healthcare.

Geoffroy also serves in the Greater Atlanta community as a board member of The Link Counseling Center and Children's Healthcare of Atlanta Gwinnett Community Advisory Board.

A graduate of Bentley University, Geoffroy and his wife, Jennifer, have two daughters, Kathryn and Samantha. The Geoffroy family have three dogs and reside in Buford, Georgia.



## DAVID HOMRICH

EVP, CHIEF FINANCIAL & INVESTMENT OFFICER  
AMB GROUP, LLC



David Homrich is Executive Vice President - Chief Financial & Investment Officer of AMB Group, LLC, the parent company of the Atlanta Falcons. He is President of Exodus Capital, LLC, Arthur M. Blank's private investment company, Treasurer of The Arthur M. Blank Family Foundation, and a senior officer of several other companies which comprise the Blank Family of Businesses including AMB Sports & Entertainment, PGA TOUR Superstore, Mountain Sky Guest Ranch, and AMB West.

His current responsibilities include financial, tax, risk management, and strategic planning. He also is responsible for investment strategy and management as well as new business analysis and development.

Homrich joined AMB Group, LLC upon its formation in 2001. Prior to that, he was Chairman and CEO of Homrich Berg, an Atlanta-based wealth management company he co-founded in 1989. While at Homrich Berg, he served as personal financial and investment advisor to Arthur Blank. Before co-founding Homrich

Berg, he was a principal in an investment advisory company and a manager in the tax department of the Atlanta office of Price Waterhouse.

Homrich serves or has served, on the boards of several private companies. He presently serves as Vice-Chair of the Dean's Advisory Council at the University of Georgia's Terry College of Business and is a former member of the Governing Board of the State Properties Commission and the Georgia Building Authority.

Homrich is past chairman of the Board of Directors of the Metro Atlanta YMCA and presently serves on its Advisory Board. He also serves on the board of Covenant House Georgia.

A magna cum laude graduate of the University of Georgia with a degree in accounting, Homrich also earned his Master of Accountancy degree with a tax concentration from UGA.

He and his wife, Lynne, reside in Atlanta. They have three sons and a daughter.



## SCOTT JENKINS

GENERAL MANAGER MERCEDES-BENZ STADIUM



Scott Jenkins joined Mercedes-Benz Stadium as general manager February 24, 2014. In this role, Jenkins oversees current planning and construction as well as operations for the stadium. Jenkins comes to Mercedes-Benz Stadium from the Seattle Mariners, where he spent seven years as vice president of ballpark operations. He was responsible for operations, capital budget planning and construction projects for Safeco Field.

Before his time with the Mariners, Jenkins served as vice president of stadium operations and facility management for the Philadelphia Eagles. While with the Eagles, Jenkins opened and managed stadium operations for Lincoln Financial Field and the Novacare Complex that houses all team offices and training facilities. He also previously served as vice president of stadium operations for the Milwaukee Brewers and GM of the Kohl Center at the University of Wisconsin.


Jenkins is a pioneer in the green building movement in sports and was an inaugural member of the Green Sports Alliance, an organization co-founded by the Natural Resources Defense Council dedicated to improving green building practices in sport. He now serves as the president and chairman of the Green Sports Alliance and was honored with the 2013 Natural Resources Defense Council Game Changer Award and the 2012 NW Energy Coalition Conservation Eagle Award.

A native of Kenosha, WI, Jenkins graduated from the University of Wisconsin in 1986 with a bachelor's degree in construction administration. He graduated from the University of Washington's Executive MBA program in 2009. While an undergraduate at Wisconsin, Scott was a five-time All-American in cross country and track and was a member of the Badgers' 1982 and 1985 NCAA National Champion Cross Country teams.



## BRETT JEWKES

SVP, CHIEF COMMUNICATIONS OFFICER



Brett Jewkes was named senior vice president and chief communications officer of AMB Group in November, 2015. He is a member of the Blank Family of Businesses (BFOB) executive leadership team and provides strategic communications counsel to Founder and Chairman, Arthur M. Blank, and Chief Executive Officer, Steve Cannon.

Jewkes leads the development of internal and external communications strategies across the BFOB portfolio, which includes the NFL's Atlanta Falcons; Atlanta United of MLS; Mercedes-Benz Stadium; PGA TOUR Superstore; Mountain Sky Guest Ranch; and the Arthur M. Blank Family Foundation. In addition to Blank and Cannon, Jewkes also works closely with senior management in each respective business to drive brand positioning, develop business-building reputation initiatives and manage each business's communications initiatives. He also has oversight responsibility for AMBSE Media Group which encompasses the digital and social media teams for the Falcons and Mercedes-Benz Stadium, as well as Community Relations initiatives for the Falcons and Atlanta United.

Prior to joining AMB Group, Jewkes was on the management team at NASCAR, serving as senior vice president and chief communications officer for five years. At NASCAR Jewkes provided strategic counsel to the executive leadership team, led company-wide communications planning and oversaw the day-to-day activities of the Integrated Marketing Communications

(IMC) department. In addition, Jewkes oversaw NASCAR's relationship with the operators of the NASCAR Hall of Fame. He was recruited to NASCAR in 2011 to revamp the sanctioning body's communications operation and implement strategic communications planning across NASCAR's global business. Four years after his arrival, PRWeek named NASCAR IMC its 2014 In-House Team of the Year based on voting by a panel of industry experts.

Before joining NASCAR, Jewkes was a managing partner at New York-based Taylor Global, Inc., a leading marketing communications agency serving some of the world's largest brands. He opened Taylor's offices in Charlotte and Chicago and led numerous client engagements with many of the world's leading brands during his 12 years at the agency. Before joining Taylor, Jewkes was a senior associate at communications consultancy, Coltrin & Associates, in New York and prior to that served for four years as the director of athletic media relations at Southern Utah University.

Jewkes holds a Bachelor of Arts in Communications from Brigham Young University in Provo, Utah. While at BYU, Jewkes worked for four years in the school's sports information office where he assisted on football and men's basketball and served as the primary sports information director for men's golf, swimming and cross country. Jewkes and his wife Melissa have three children; Stockton, Mason, and Mallory, and reside in metro Atlanta.





## TAMEKA RISH

VICE PRESIDENT OF CORPORATE PARTNERSHIPS,  
AMBSE



Tameka Rish enters her 16th season in the National Football League and her 14th with the Falcons. As Vice President of Corporate Partnerships for AMBSE, Rish leads the consulting team that develops and maintains corporate partnerships for Mercedes-Benz Stadium, the Atlanta Falcons, and Atlanta United. This includes managing numerous experiential events, activating promotional rights, television, radio, print, and digital advertising, custom experiences, game day activations, hospitality and signage build outs at Mercedes-Benz Stadium.

During her time in Atlanta, Tameka has not only ensured that Falcons corporate partners receive the maximum return on their partnership but she has also been responsible for the development of several sports marketing careers as 40 former interns and associates continue to work within the field today. When not working for AMBSE, Tameka serves on the Children's Healthcare of Atlanta's Sports Network Board and focuses on

humanitarian efforts to fight human trafficking. Rish is a member of the University of Georgia's 2018 40 Under 40 Class.

Prior to coming to AMBSE, Rish worked for Octagon out of Connecticut on their Drive for the Cure mobile tour with BMW and Susan G. Komen. She interned with the Carolina Panthers, and her NFL career started with the Houston Texans in 2003. While in Houston, she worked on Super Bowl XXXVIII as a part of the NFL's PR team. She began working in football in 1998 at the University of North Carolina in their Football Coaches Video Department videoing practices and games, creating highlights and cut-ups.

A native of Sylva, NC, Rish holds a Bachelor's in Journalism with a focus in Broadcasting and Public Relations from the University of North Carolina at Chapel Hill and a Master's degree in Sports Management from the University of Georgia.



## MORGAN SHAW PARKER

VICE PRESIDENT, AMBSE BRAND STRATEGY



Morgan Shaw Parker joined AMB Sports & Entertainment (AMBSE) in 2016 as vice president, communications for the Atlanta Falcons. In the past two years, Shaw Parker has taken on the role of vice president, brand strategy. In her current role, Shaw Parker oversees a number of functions across marketing, communications, digital, social, video, photography and editorial for the Falcons, as well as digital and social media for Mercedes-Benz Stadium. She is responsible for building and driving integrated strategies to support the brand, stadium and football team.

Shaw Parker has 22 years of experience and a proven track record in sport business and innovation across the NFL, NCAA, media, corporate brand, and agency. Prior to joining AMBSE, Shaw Parker spent more than 10 years at NIKE, Inc. where she served as director within the brand's North America Communications function. In that role, Shaw Parker set the strategic and tactical communications direction for multiple Nike brand categories, including Football (NFL and NCAA) where she led the 2012 media launch for Nike's NFL partnership. She also held positions leading communications strategy for Men's Training, Women's Training, Running, Olympics, Nike Baseball

(MLB), and affiliate brand communications for NIKE, Inc. (including Cole Haan, Hurley, Umbro and Converse), among others. Within these roles, her responsibilities included developing long-term integrated communications strategies across marketing, social/digital, product, design and retail.

Shaw Parker spent five seasons (1999-2004) with the Kansas City Chiefs as a manager of Public Relations, including Corporate Affairs and Community Relations. While on the Chiefs PR team, she served as an on-air feature reporter for the Chiefs Gameday Show with Metro Sports and was a member of the NFL's Super Bowl PR team for over a decade. In addition, she spent time with two sports marketing agencies working with national brands and clients including the NFL, MLB, NBA, USOC and NASCAR.

Throughout her career, Shaw Parker has been committed to advancing opportunities for girls and women in sports with her work with WINforKC, the Kansas City Sports Commission.

Shaw Parker holds a B.S. in Business Administration and Marketing from the University of Nebraska-Lincoln and a M.S. of Education in Sport Management from the University of Kansas.



## DON ROVAK

VICE PRESIDENT OF SALES & SERVICE



Don Rovak serves as the vice president of sales and service for AMB Sports and Entertainment where he oversees and leads the sales, ticket member services and operation teams for the Atlanta Falcons and Atlanta United. In addition, Rovak oversees the private events and tour business for Mercedes-Benz Stadium.

Now in his eleventh season with the Falcons, Rovak has successfully built the Falcons' ticket sales department where he led his team in selling out the first season in Mercedes-Benz Stadium and reconstructed the premium sales team to continually focus on increasing member benefits. In its inaugural year, under Rovak's leadership, the Atlanta United sales team

finished first in season ticket sales and attendance, and have continuously led the single game attendance record in Major League Soccer.

Previously, Rovak served as vice president of marketing & ticketing for the Memphis Redbirds, a Triple A baseball team, consistently ranking in the top five in minor league baseball attendance.

Rovak also serves in the community frequently volunteering at the Westside Works program in Atlanta <http://www.westsideworks.org/> and is active coaching youth sports at Buckhead Baseball for his children.



## SPENCER TREADWELL

VICE PRESIDENT OF OPERATIONS, AMBSE



Spencer Treadwell enters his second season in his role as the Vice President of Operations for AMB Sports and Entertainment. Treadwell spent the previous 15 seasons as the Falcons director of logistics & facilities. He continues to oversee all the logistical operations for the Falcons, including team travel, training camp, and game operations as well as supervising the Falcons headquarters in Flowery Branch.

Treadwell, in this expanded role, will share his time with the two other facilities he oversees, including the CHOA Atlanta United

Training Ground and the Mercedes-Benz Stadium Administrative offices.

Treadwell joined the organization's marketing department in 1995 and transitioned into logistics during the Falcons run to Super Bowl XXXIII in 1998. Treadwell is a graduate of Tucker High School and received his Business Administration degree from Presbyterian College in 1995. Treadwell and his wife, Julie, are the proud parents of two daughters, Avery and Alli, and one son, Zach. The Treadwells reside in Buford, Georgia.



## KEVIN WINSTON

VICE PRESIDENT OF PLAYER AFFAIRS



Kevin Winston begins his 13th season with the Falcons in 2018. Prior to his arrival in Atlanta, he spent five seasons with the New York Jets as the Vice President of Player Development and three seasons with the Tampa Bay Buccaneers as the Director of Player Development.

Winston and the Player Affairs Department is committed to the safety and total wellness of the Atlanta Falcons organization and strives to offer a full range of services through a holistically-designed program. Some of Winston's responsibilities include challenging players to be lifelong learners while pursuing continuous improvement in financial and family relations, social interactions, personal growth and career development during and beyond their careers in the National Football League. Along with his daily one-on-one contact with veteran players, Winston has lead the Falcons University Rookie Success Program, a model

program of the Atlanta Falcons and the NFL, for over a decade. The program serves as an introduction into life in the NFL and aides them in learning how to manage the increased stress and responsibility while assisting them through their transition as well as creates a better understanding of what it means to be a successful player, both on and off the field. He also oversees the Falcons Alumni Legends Community, which continues to serve and educate former players of their personal and professional development opportunities.

The NFL has honored Winston with the Most Outstanding Player Development Department in 2003-04 in New York and in 2008, Winston and the Falcons were the winners of the Outstanding Career Development Program.

Kevin and his wife Dana have one son, Matthew Kevin.



## TIM ZULAWSKI

CHIEF REVENUE OFFICER, AMB SPORTS & ENTERTAINMENT



As Chief Revenue Officer, Zulawski leads all strategy, growth and management of revenue generation, sponsorship sales and service for the Atlanta Falcons, Atlanta United and Mercedes-Benz Stadium. Zulawski also leads all broadcast sales and service for the businesses and is responsible for all major event sales for the new Mercedes-Benz Stadium, which will host the 2018 College Football National Championship, 2019 Super Bowl and 2020 NCAA Men's Basketball Final Four.

During his tenure with the organization, Zulawski has helped secure a number of valuable corporate partnerships for the Falcons and Atlanta United. He has also played a lead role in securing nearly \$1 Billion in sponsorship sales for Mercedes-Benz Stadium including a 27-year naming rights agreement with Mercedes-Benz as well as twelve founding partner relationships

for the venue resulting in a record for a professional sports stadium. In 2016, Zulawski was named as one of Sports Business Journal's Forty Under Forty honorees.

Prior to coming to the Falcons, Zulawski worked for Palace Sports and Entertainment in charge of negotiating sponsorships for the Tampa Bay Lightning, Tampa Bay Storm and the St. Pete Times Forum. His NFL career started in public relations with the Buffalo Bills as a high school senior.

A native of Buffalo, New York, Zulawski holds a Management Information Systems degree from SUNY in Fredonia and a Master's degree in Sports Management from Springfield College. Tim and his wife Erika have a son, Alexander (1), and are also active members in the Atlanta community.





## WARRICK DUNN

LIMITED PARTNER



Former NFL running back with Atlanta Falcons and Tampa Bay Buccaneers who rushed for over 11,000 career yards. Founder of Warrick Dunn Charities. 2004 Walter Payton NFL Man of the

Year, 2013 Louisiana Champion of Service Award, and recipient of 2011 Jefferson Award for outstanding public service. Earned his EMBA from Emory University in 2013. Dunn was inducted into the Falcons Ring of Honor in 2017.



## DOUGLAS J. HERTZ

LIMITED PARTNER



President and Chief Executive Officer, United Distributors, a privately-held beverage distributor and one of the top privately held companies in Georgia. Chairman of Camp Twin Lakes, a camping facility he founded in 1989 that serves nearly 10,000 special needs children and adults. Currently serves as the Chair of the Board of Tulane University. Also sits on the Boards of

Georgia Power Company, Atlantic Capital Bank, Narrative Content Group, and was recently named by Governor Nathan Deal to the Georgia Ports Authority Board. The immediate past Chairman of the Board at Children's Healthcare of Atlanta, Georgia Research Alliance, and the Woodruff Arts Center. Serves as a trustee for the Marcus Foundation, the Holly Lane Foundation, and the East Lake Community Foundation.



## EDWIN H. MENDEL

LIMITED PARTNER



Co-founder, Ned Davis Research Group and Davis, Mendel & Regenstein, Inc. President of The Mendel Foundation. Sponsors

the Young Angels Camp Scholarship Fund. Serves as life trustee at the Marcus Jewish Community Center and Pace Academy.



## DEREK V. SMITH

LIMITED PARTNER



Chairman, Game of Golf Institute. Chairman and CEO, Institute of Global Prescience. Founder and trustee, Myfident

Foundation. Founder and Chairman of the Board, GivingPoint Inc. Former Chairman and CEO of ChoicePoint Inc. Board member of Georgia Aquarium.



## BRIAN J. BARKER

LIMITED PARTNER

Founder and CEO of AFS, an industry-leader for 30 years in Transportation Cost Management headquartered in Shreveport, LA. Resides in Park City, Utah and is an active community

supporter in Shreveport, Park City and Destin, FL, including school-age athletics & sports complex, inner-city sports camps, a shelter for abused women & children and Trustee of DCWA that provides financial support for at-risk kids.



## RONALD CANAKARIS

LIMITED PARTNER

Chairman, Montag & Caldwell, an investment management services company. Member of the CFA Institute, CFA Society of

Atlanta and Rotary Club of Atlanta. He also serves as Chairman and Trustee of the Annunciation Cathedral Endowment Foundation of the Greek Orthodox Church in Atlanta Georgia.





# ATLANTA FALCONS

---

COACHING STAFF



#### QUINN'S COACHING BACKGROUND

2015-18 **Head Coach** // Atlanta Falcons  
 2013-14 **Defensive Coordinator/D-Line** // Seattle Seahawks  
 2009-10 **Defensive Line** // Seattle Seahawks  
 2007-08 **Defensive Line** // New York Jets  
 2005-06 **Defensive Line** // Miami Dolphins  
 2003-04 **Defensive Line** // San Francisco 49ers  
 2001-02 **Def. Quality Control** // San Francisco 49ers  
 1996-99 **Defensive Coordinator/D-Line** // Houston Oilers  
 1995 **Defensive Line** // Virginia Military Institute  
 1994 **Defensive Line** // William & Mary

Dan Quinn was named the 16th head coach in Atlanta Falcons history in February of 2015. Quinn has built his program on a three-pillar foundation; Ball, Battle, and Brotherhood. He believes that these three pillars are the keys to the club's success.

**The Ball** is everything in our program. The offense must have regard for it and protect it while the defense must strive to take it. It is drilled into the team every day. It's not just a practice or game objective. It is a mindset.

**Battle**; how we do anything is how we do everything. Quinn instills this through competition at every opportunity and challenges his players to obsess the details in everything. How something is done in practice or meetings is how it will be done in the heat of the moment, so the Falcons will battle every day to be prepared for the moment.

**Brotherhood** is the connection to one another that separates us from others. Quinn strives to build the best culture in sports and the bond that is created between brothers is what makes that possible.

In three seasons, he has compiled a 29-19 regular season record with two postseason appearances, while leading the club to an NFC title and its second Super Bowl appearance in 2016. Under Quinn's guidance, Atlanta was the only NFC team to return to the playoffs in 2017 after making the tournament in 2016.

The Falcons battled their way through the 2017 season finishing with a 10-6 record, marking the third time that the club has posted back-to-back seasons of 10-or-more wins. The Birds came out of the gate hot, winning their first three games, including the inaugural game at Mercedes-Benz Stadium with a 34-23 win over the Green Bay Packers. Following the quick start, Atlanta would struggle through the next month dropping four of its next five games. Despite this stumble, the resilient mindset that Quinn instilled in his team helped the club rattle off five wins over its next seven games leading to a win-and-in scenario in Week 17.

The battle-hardened Falcons turned in an impressive performance in the season finale, coming away with a 22-10 win and locking up a second straight postseason berth. Atlanta went into its Wild-Card matchup as an underdog as they faced the Los Angeles Rams and the NFL's top scoring offense. Bolstered by tone-setting special-teams play, Quinn's veteran offense found its footing while the young defense shined in a 26-13 win. The Falcons ultimately fell short in the NFC divisional game, losing to the eventual Super Bowl champion Philadelphia Eagles, 15-10, in a tightly contested game.

This team produced four Pro Bowlers in 2017: WR Julio Jones, C Alex Mack, LB Deion Jones, and S Keanu Neal. Julio Jones and Mack were each named to the Pro Bowl for the fifth time in their careers. The pair also each earned second-team All-Pro honors from the Associated Press. Meanwhile, Deion Jones and Neal were named to their first Pro Bowl squads in their second seasons.

While the young defense improved over the course of the 2016 season, Quinn knew that the unit possessed the necessary pieces for a sizable jump in 2017. Quinn's faith was rewarded as the combination of veteran leaders and emergent young talent allowed 52.8 fewer yards per game (16 - 371.2; 17 - 318.4) and surrendered 166 fewer offensive points last season.

Atlanta's defense jumped from 25<sup>th</sup> in 2016 to ninth in 2017 in yards per game and went from 27<sup>th</sup> to eighth in points per game. One of the major points of emphasis for Quinn and Defensive Coordinator Marquand Manuel going into the 2017 season was red zone defense. In 2016, Atlanta ranked last in the NFL allowing touchdowns on 72.7 percent of its opponents' possessions. The work the defensive unit did in red zone situations serves as a prime example of Quinn's focus on the details. The Falcons made a radical improvement in red zone defense last season, vaulting up to fifth in the NFL with opponents finding the end zone on just 45.8 percent of possessions inside the 20.

Quinn characterized the 2017 season as one of missed opportunities and under execution. The Falcons suffered bouts of inconsistency due to self-inflicted issues. As the calendar turned to 2018 he wasted no time in shifting the Falcons mindset to the future and planning out how the team would work to correct those issues.

One of the first moves he made to begin that process was adding veteran quarterbacks coach Gregg Knapp to the coaching staff. Knapp worked with Quinn in San Francisco and Seattle and spent three seasons as the Falcons offensive coordinator from 2004 to 2006. Quinn cited his experience as a factor for the quarterbacks' room, adding that his familiarity with the offensive scheme will mesh well with Offensive Coordinator Steve Sarkisian. In addition to Knapp, Quinn added Running Backs Coach Bernie Parmelee as well as several assistants to assist with the offense, defensive and special teams.

Quinn and the Falcons coaches then set their plan to shape the offseason in motion by first identifying the areas that they needed to improve on as coaches. After that, the coaching staff put together point of attack tapes for each player. These tapes showed specific, targeted improvement areas and gave the players a clear plan and vision for to improvement in 2018.

The challenge placed before every coach and player, including Quinn, was to have the best offseason any of them had ever had. With roughly 60 percent of the Falcons roster having four-or-fewer years of experience, a focus on improving, growing, and maturing was vital to Quinn's plan.

Once the challenge was set and accepted by the current group of players, Quinn and General Manager Thomas Dimitroff set out on their fourth offseason together by once again bringing back important role players. They also signed the club's all-time leading scorer, Matt Bryant, to a contract extension. The co-teambuilders added free agents' G Brandon Fusco, CB Justin Bethel, TE Logan Paulsen, and DT Terrell McClain to the Brotherhood to bolster positions in need of depth and stability.

They also continued their focus on adding fast, physical, and urgent athletes to the squad through the NFL Draft. Atlanta kicked things off by bolstering its offense, selecting WR Calvin Ridley from Alabama with the 26<sup>th</sup> overall pick.

The team pulled defensive players' names off the board in rounds two and three, selecting Colorado CB Isaiah Oliver and South Florida DT Deadrin Senat to add depth in the secondary and on the defensive line. In the fourth round, Atlanta snagged Southern Miss RB Ito Smith, a versatile runner with good catching ability. The club closed out the draft with two selections in the sixth round, WR Russell Gage, a special-teams ace out of LSU and LB Foyesade Oluokun, an intelligent player with speed and power from Yale.

Quinn immediately began working to indoctrinate the rookies and new additions into the Brotherhood as the team began its offseason program. For the third year, he brought in Acumen Performance Group to work with his players on sharpening their mental and physical skills. Each phase of the offseason was centered around the pillars of the program and aimed at finding a way to make each player one percent better.

The Falcons enter the 2018 season looking to continue to build

on the foundation that has been laid over the past three seasons as they once again make a push for the NFL's coveted summit.

The 2016 season saw Quinn in his first playoff appearance as a head coach. He dispatched his former team, the Seattle Seahawks, in the divisional round before closing the Georgia Dome with a 44-21 defeat of the Green Bay Packers in the NFC Championship game. Despite falling to the New England Patriots, 34-28, in the NFL's first Super Bowl decided by overtime, Quinn has built a brotherhood that is poised to challenge the NFL's top echelon teams for years to come.

That season, Quinn's leadership helped produce six Pro Bowlers, including quarterback Matt Ryan, running back Devonta Freeman, wide receiver Julio Jones, center Alex Mack, outside linebacker Vic Beasley Jr., and placekicker Matt Bryant. Ryan became the first player in franchise history to be named NFL MVP and joined Jones and Beasley as Associated Press first-team All-Pro. Additionally, Quinn earned the NFL's Salute to Service award for his commitment to honoring and supporting the armed services and the military community.

Quinn's influence on Atlanta's young defense was clearly seen in 2016 as several first and second-year players filled key roles on the unit. His impact was perhaps clearest on Beasley, who took the NFL's sack crown with 15.5 in his second year in the league – the second most by a Falcon in a single season since sacks became an official statistic in 1982. Quinn's defensive line pedigree also helped lead to the emergence of defensive tackle Grady Jarrett who tied a Super Bowl record by sacking Tom Brady three times in Houston. While second-year players like Beasley and Jarrett emerged as playmakers, last season's rookie class also made an instant impact. First-round pick Neal and second-rounder Deion Jones were both strong candidates for defensive rookie of the year after finishing as the top two tacklers among first-year players.

Atlanta's young and improving defense was buoyed by the NFL's top scoring offense in 2016. The Falcons captured their fourth NFC South title and secured the NFC's second seed in the playoffs following an 11-5 season. While the offense fired on all cylinders, Quinn's defense showed great strides over the final month of the season. Atlanta allowed 25.7 points per game for its first 11 games last season. Over the final five games of the regular season, that number dropped to just 20.8 points per game. In playoffs, the defense held the Seahawks and Packers to 20 and 21 points on the way to winning the NFC title.

Despite falling just short of reaching NFL's pinnacle in 2016, Quinn began 2017 with Everest mountaineering metaphor. His team had made a summit push and was forced back from the 29,000 ft. peak, but not all the way to zero, not to sea level. The Falcons opened the offseason at basecamp, some 12,000 feet from the summit, where they would begin to acclimatize for another run at the peak. Quinn focused his team on owning the process of preparing and improving.

Quinn earned his head coaching opportunity after becoming one of the NFL's top defensive coordinators. His philosophy centers around players that possess speed and physicality. The focus on these two traits has helped Atlanta revamp its defense and strengthen its offense. Quinn's willingness to put his young defensive players on the field has seen the Falcons emerge as one of the league's top units.

Beasley, Jarrett, Neal, Deion Jones, and LB De'Vondre Campbell all developed into starters early in their careers with Beasley, Neal, and Jones earning Pro Bowl honors in their second seasons in the league. This young core was bolstered by the additions of DE Takk McKinley, LB Duke Riley, S Damontae Kazee who added depth to the defensive lineup as rookies in 2017. Atlanta will continue to look for contributions from its rookie defenders this season after adding Oliver, Senat, and Oluokun in the 2018 draft.

Quinn inherited an impressive arsenal of offensive players including QB Matt Ryan, WR Julio Jones, and RB Devonta Freeman when he arrived in Atlanta. As with his defensive approach though, Quinn leaned on his young offensive players to add to that firepower. RB Tevin Coleman's big-play ability gave

Atlanta a potent one-two punch in the backfield, while WR Justin Hardy and TE Austin Hooper added reliable targets for Ryan. After a year of growth in Atlanta's Plan D program, G Wes Schweitzer won a starting role on the offensive line. TE Eric Saubert was a core special teams player as a rookie, while G Sean Harlow will compete for a role in 2018.

In his first season at the helm, Quinn led the team to a 5-0 start, becoming the first coach in franchise history to begin his career with five straight wins. Despite a mid-season slump, Quinn rallied the Falcons to wins in two of their final three games to close out the season with an 8-8 record. His defensive background was crucial in helping Atlanta improve from 32nd in total defense to 16th over one year.

Quinn took over the club after serving as the Seattle Seahawks defensive coordinator for two seasons (2013-14), helping guide them to consecutive Super Bowl appearances. During that span, Quinn oversaw the NFL's top defensive unit as Seattle led the League allowing 270.4 yards per game, 15.2 points per game, and 178.8 passing yards per game while holding opponents to 91.6 rushing yards per game.

In 2014, Quinn's defense led the NFL in scoring defense (15.9), total defense (267.1), and passing yards (185.6), while ranking third in rushing yards (81.5). The Seahawks also boasted the League's top defensive unit in 2013, en route to a win over the Denver Broncos in Super Bowl XLVIII.

Quinn originally joined the Seahawks in 2009, after spending the previous six years coaching the defensive lines for the San Francisco 49ers (2003-04), Miami Dolphins (2005-06) and the New York Jets (2007-08). He previously served as the Seahawks assistant head coach/defensive line coach in 2009 under Jim Mora.

Quinn left Seattle in 2011 to become the defensive coordinator at the University of Florida where his defenses ranked in the top-10 in the country. In his first season with the Gators, his defense ranked eighth nationally in total defense (299.5), seventh in passing defense (166.8), and second in third-down defense (27.12 percent).

Prior to joining Seattle, Quinn coached the defensive line for the New York Jets from 2007-2008. In, 2008 the Jets defense ranked fifth in the NFL in yards per carry (3.7), seventh in sacks (41), and ninth in rushing yards per game (94.9). The Jets were also sixth in the AFC in yards per play (5.2) and third-down defense (38.6).

He held the same position for the Miami Dolphins for two seasons (2005-06), where Quinn helped the Dolphins rank first in the AFC and second in the NFL with 49 sacks. Miami also finished third in the AFC in yards per play (4.7) and fourth in yards per carry (3.7).

He began his NFL coaching career in San Francisco as its defensive assistant in 2001 before moving on to coach the 49ers defensive line from 2003-2004. Quinn got his start coaching the defensive line at William and Mary in 1994, followed by a season at Virginia Military Institute. He held the same position with Hofstra for four seasons before being promoted to defensive coordinator in 2000.

Quinn was a four-year letter winner and two-time co-captain at Division III Salisbury (Md.) State as a defensive lineman, where he recorded 139 tackles and eight tackles for loss. He also lettered in track and held the school record in the hammer throw. He was inducted into the Salisbury State Athletic Hall of Fame in 2005.

Quinn's charitable foundation, Quinn's Corps, which he and his wife, Stacey, started in 2005, serves members of the military both at home and abroad. Quinn's foundation provides military families that are stateside with tickets to games while sending special care packages to soldiers that are deployed overseas.


Quinn was born in Morristown, New Jersey. He and his wife, Stacey, reside in Suwanee, Ga.





# RAHEEM MORRIS

ASST. HC/PASSING GAME COORD.



## MORRIS' COACHING BACKGROUND

2018	Asst. Head Coach/Passing Game Coord. // Atlanta Falcons
2017	Asst. Head Coach/Passing Game Coord./WRs // Atlanta Falcons
2016	Asst. Head Coach/Wide Receivers // Atlanta Falcons
2015	Asst. Head Coach/Passing Game Coord. // Atlanta Falcons
2012-14	Defensive Backs // Washington Redskins
2009-11	Head Coach // Tampa Bay Buccaneers
2007-08	Defensive Backs // Tampa Bay Buccaneers
2006	Defensive Coordinator // Kansas State
2004-05	Asst. Defensive Backs Coach // Tampa Bay Buccaneers
2003	Defensive Assistant // Tampa Bay Buccaneers
2002	Defensive Quality Control // Tampa Bay Buccaneers
2001	Defensive Minority Intern // New York Jets
2000-01	Defensive Backs // Hofstra
1999	Defensive Backs/Special Teams Asst. // Cornell
1998	Undergraduate Assistant // Hofstra

Raheem Morris is entering his 16th year of NFL coaching experience while going into his fourth year with the Falcons - first year as the assistant head coach/offensive passing game coordinator. During Morris' first year in Atlanta, he was named the Assistant Head Coach/Defensive Passing Game Coordinator, where he helped out with the secondary and how to stop the passing attacks of the opposing teams. The defense only allowed 19 passing touchdowns, which was tied for the third lowest total in the League that season. The defense also forced 15 interceptions in that season, which ranked within the top 10 in the League. These numbers gave the defense a 1.27 touchdown to interception ratio, which was the seventh-best TD/Int ratio in the NFL in 2015.

During the 2016 offseason, Morris transitioned to the offensive side of the ball and was named the assistant head coach/wide receivers coach. In his first season coaching the wide receivers, Morris coached one of the best receivers in the game in Julio Jones. Jones recorded 1,409 receiving yards, which was second in the NFL in 2016. His entire receiving group teamed up for 223 catches for 3,226 yards and 22 touchdowns. Taylor Gabriel recorded a career-high six receiving touchdowns and Mohamed Sanu tallied a career-high 59 receptions.

During Morris' second year as the wide receivers coach in 2017, his receivers pulled in 214 receptions for 2,848 yards and 13 touchdowns. Morris' coaching played a hand in Sanu topping his career high for receptions, a mark he set the previous year under Morris' teaching. Sanu finished the year with 67 receptions for 703 yards and tied a career high with five touchdown receptions.

Morris also oversaw another impressive year from Jones, who was selected to go to his fourth straight Pro Bowl after hauling in 88 receptions for 1,444 yards and three touchdowns.

Morris joined the Falcons after spending three seasons as the

defensive backs coach for the Washington Redskins. In 2012, he helped Washington's defense finish tied for fifth in the NFL with 31 takeaways. The Redskins scored four defensive touchdowns in 2012, including two from the secondary. Morris oversaw a unit that tied a league-high with 94 passes defended and ranked fifth in the NFC with a 3.3 interception rate.

Prior to arriving in Washington, Morris spent three seasons as the head coach of the Tampa Bay Buccaneers from 2009-2011. He was the league's youngest head coach in 2009 and in 2010, his team finished with a 10-6 record. The Buccaneers made their best turnaround in franchise history in 2010 after going 3-13 in 2009.

Morris served in multiple capacities with the Buccaneers during two different stints with the team before he was promoted to head coach. He spent two seasons as the team's defensive backs coach from 2007-08, during which time the Buccaneers allowed only ranked second in the NFL allowing 170.5 passing yards per game. During that span, the Buccaneers ranked among the League leaders with 22 interceptions.

He spent one year as the defensive coordinator at Kansas State in 2006, where he helped seven Wildcats conference honors. Morris' unit featured two first-team All-Big 12 selections and one second-team honoree.

Morris made his NFL coaching debut with Tampa Bay as a defensive quality control coach in 2002, when the club won Super Bowl XXXVII. The Buccaneers defense allowed an NFL-low 12.3 points per game, the third-best scoring defense since 2000. He served as a defensive assistant with the Bucs in 2003 and as assistant defensive backs coach from 2004-05.


In 10 seasons in Tampa Bay, the Buccaneers finished fifth in total defense five times, while leading the League in 2002 and 2005. He also helped the team finish as the top-rated pass defense three times (2002, 2004 & 2007).

Morris began his collegiate coaching career as an assistant coach at Hofstra in 1998, where he was responsible for coaching the offensive scout team, developing scouting reports, and video breakdown. He moved on to Cornell University as defensive backs coach and special teams assistant for the 1999 season. Morris served as defensive backs coach at Hofstra from 2000 to 2001 before joining the Buccaneers. He also held a defensive minority internship position with the New York Jets in the fall of 2001. Morris played safety at Hofstra from 1994-97 and received his Bachelor of Science degree in physical education. He is an Irvington, N.J. native.



# MARQUAND MANUEL

## DEFENSIVE COORDINATOR



### MANUEL'S COACHING BACKGROUND

2017-18	Defensive Coordinator // Atlanta Falcons
2015-16	Secondary Coach/Sr. Defensive Asst. // Atlanta Falcons
2012-14	Defensive Assistant/Special Teams Asst. // Seattle Seahawks
2011	Coaching Intern // Florida

Marquand Manuel is entering his fourth season with the Falcons and his second season as the defensive coordinator. He was promoted to defensive coordinator in 2017 after spending the previous two seasons as the Falcons secondary coach/senior defensive assistant.

In his first year as defensive coordinator, the defense made a huge leap in the right direction after they allowed 52.8 fewer yards per game and gave up 166 fewer offensive points than the previous season. In 2017, Manuel's defense finished in the top 10 in several categories, including yards per game (318.4 – ninth), rushing yards per game (104.1 – ninth), red zone percentage (45.8-percent – fifth), and points per game (19.7 – eighth). This season marked the first time since 1998 that the Falcons defense finished the season ranked in the top ten in total defense and scoring defense.

In his first season calling the defensive plays, Manuel saw linebacker Deion Jones and safety Keanu Neal get selected to their first career Pro Bowls in their second year in the league. His defense also recorded 39 sacks, which were the ninth most in franchise history. While only giving up nine rushing touchdowns on the season, which was the sixth-lowest mark in the NFL and the least a Falcons defensive unit has given up since 2010.

In 2016, Manuel coached a young secondary that included seven first or second-year players. The secondary teamed up for eight interceptions, 62 pass deflections, seven forced fumbles, 437 total tackles, and three sacks.

During his first year with the Falcons in 2015, Manuel's squad only allowed 19 passing touchdowns, which was tied for the third lowest total in the League. His secondary also forced 15 interceptions in 2015, which ranked within the top 10 in the League and gave the defense a 1.27 touchdown to interception ratio, which was the seventh-best TD/Int ratio in the NFL.

Manuel joined the Falcons after spending three seasons as a member of the Seattle Seahawks coaching staff. He served as a defensive assistant for the last two years under Head Coach Dan Quinn, while Quinn was the defensive coordinator for the Seahawks, after spending the 2012 season as a special teams assistant. Manuel also worked with Quinn at the University of Florida, serving as a coaching intern in 2011 while Quinn was the Gators defensive coordinator.

Manuel began his coaching career after spending eight years in the NFL as a defensive back. He was selected by the Cincinnati Bengals in the sixth-round (181st overall) of the 2002 NFL Draft out of Florida and played in 116 games with 58 starts during his career. Manuel totaled 332 tackles (259 solo), one sack, two interceptions, one touchdown, 16 passes defended, four forced fumbles, one fumble recovery, and 36 special teams tackles in his career while playing for the Bengals, Seahawks, Packers, Panthers, Broncos, and Lions.



# STEVE SARKISIAN

## OFFENSIVE COORDINATOR



### SARKISIAN'S COACHING BACKGROUND

2017-18	Offensive Coordinator //	Atlanta Falcons
2016	Offensive Analyst/Coordinator //	Alabama
2014-15	Head Coach //	Southern California
2009-13	Head Coach //	Washington
2007-08	Asst. Head Coach/Off. Coord. //	Southern California
2004	Quarterbacks Coach //	Oakland Raiders
2001-03	Quarterbacks Coach //	Southern California
2000	Quarterbacks Coach //	El Camino College

Steve Sarkisian is entering his second season as the offensive coordinator for the Atlanta Falcons. Prior to joining the Falcons, he worked at the University of Alabama as an offensive analyst and took on the role of offensive coordinator/quarterbacks coach for the Crimson Tide in the 2017 National Championship game.

In his first season calling plays in the NFL, Atlanta averaged 364.8 yards per game, which was eighth in the league. The Falcons also finished in the top 10 in several categories, including passing yards per game (249.4 - eighth), yards per play (5.93 - third), and rushing yards per play (4.3 - eighth). The Falcons also finished up the season with the best third down percentage in the NFL, converting 44.7-percent of their third downs, which was the sixth best third-down percentage for a season in franchise history.

In 2017, Sarkisian saw two of his key pieces on offense, C Alex Mack and WR Julio Jones, get selected to the Pro Bowl. Jones finished the season with 1,444 yards on 88 receptions, with a 16.4-yards per catch average. With Sarkisian calling the plays, Jones recorded his third career game with 250+ receiving yards against the Tampa Bay Buccaneers in 2017. Those three career games with 250+ yards are the most in NFL history. No other player in league history has more than one 250+ yard receiving game.

During Sarkisian's first year working with QB Matt Ryan, he helped Ryan reach the top of the leaderboards once again. Ryan finished the season with 4,095 passing yards, which was the sixth most in the league and his seventh straight season reaching the 4,000-passing yard mark.

During his first year as the head coach at Southern California, Sarkisian's offense averaged 457.6 total yards, including 161.0 rushing yards per game. During the 2014 season, his quarterback, Cody Kessler, had one of the most efficient passing

seasons in USC history, throwing for 39 touchdowns and completing 69.7-percent of his passes, while only throwing five interceptions. Wide receiver Nelson Agholor had 104 receptions that season, which was the third-best reception mark in school history. Javorius Allen rushed for 1,489 yards - the most by a Trojan since 2005. That season, USC's offense ranked in the Top 25 nationally in passing efficiency, passing offense, third down conversions and scoring offense.

Before heading to Los Angeles to coach the Trojans, Sarkisian spent five years as the head coach for the University of Washington (2009-13). In 2013, Washington's offense set school records and was in the top 20 in total offense, rushing offense, pass efficiency and scoring offense. He also coached current Falcons cornerback Desmond Trufant during his time as a Huskie.

Sarkisian started his career as the quarterbacks coach for El Camino Community College, before moving onto USC in 2001 where he served as the offensive assistant, then rejoined the team in March of 2002 to become the quarterbacks coach (2002-03, 2005-06). At USC, he coached Heisman Trophy-winning quarterbacks Carson Palmer and Matt Leinart. He was promoted to offensive coordinator/assistant head coach in 2007 and the Trojans went 23-3 during his time in that position (2007-08).

His lone year in the NFL was spent with the Oakland Raiders in 2004, where he was the quarterbacks coach. During that season, his quarterbacks (Kerry Collins - 3,495 yards; Rich Gannon - 524 yards) passed for more than 4,000 yards, as Oakland ranked eighth in passing in the NFL.


Sarkisian starred at the quarterback position at the prep, collegiate and pro levels. He was with the Saskatchewan Roughriders of the Canadian Football League for three seasons (1997-99). He started in 1999 and threw 16 touchdowns. He had a record-setting two-year (1995-96) career at BYU, completing 66.6-percent of his passes for 7,755 yards and 55 touchdowns during his stay there. His 162.0 career passing efficiency rating was third on the all-time NCAA list.

Sarkisian earned his bachelor's degree in sociology from BYU in 1997 after getting his associate's degree in general studies from El Camino in 1994. He was born March 8, 1974. He has two daughters, Ashley and Taylor, and a son, Brady.



# KEITH ARMSTRONG

## SPECIAL TEAMS COORDINATOR



### ARMSTRONG'S COACHING BACKGROUND

2008-17	Special Teams Coordinator	Atlanta Falcons
2007	Special Teams Coordinator	Miami Dolphins
2007-06	Special Teams Coach	Miami Dolphins
1997-00	Special Teams Coach	Chicago Bears
1996	Secondary Coach	Atlanta Falcons
1994-95	Safeties Coach	Atlanta Falcons
1993	Linebackers/Special Teams	Notre Dame
1990-92	Secondary	Oklahoma State
1989	Wide Receivers	Akron
1988	Defensive Backs/Special Teams	Univ. of Miami (Fla.)
1987	Graduate Assistant	Temple

Keith Armstrong returns to the Falcons for an 11th season as the club's special teams coordinator. His units have been a staple of the Falcons success over the last seven seasons. His teams have proven to be one of the most consistent units in the NFL over his 11 years in Atlanta and his coverage units have finished in the top 10 seven of the last nine seasons he's been with the team. Since 2008, Armstrong's punt return coverage group ranks fourth in total return yards (2,143). His kickoff coverage units also have posted the sixth most touchbacks during that time (406) and are third in the NFL in touchdowns against (one).

The Birds special teams have been guided by Armstrong since 2008 and Falcons kickers have reaped the benefits of his coaching. The Falcons kicking game has been at, or near, the top under Armstrong and ranks fourth in the NFL in field goal percentage since 2008 (87.0 pct.) while producing the fourth most points in the NFL (1,267) over that same period.

Armstrong has been essential to kicker Matt Bryant's growth and continued success since he joined the team in 2009. Bryant's 1,029 points since joining the Falcons in 2009 rank third in the NFL over that span. Last season, Bryant scored 137 total points, which was fourth on the franchise points scored list.

Since 2009, Bryant has connected on 230 of his 261 field goal attempts, and his 88.1 field goal percentage ranks fourth in the NFL during that period. Under Armstrong's guidance in 2017, Bryant hit a career-high and league-leading eight field goals from 50+ yards.

Armstrong's coaching helped Bryant have a historic season in 2016. During that season, Bryant broke former Falcons K Morten Andersen's franchise record for points scored in week eight. Bryant finished the 2016 campaign with 158 points, which lead all scorers and broke the franchise record for most points scored in a season. His 158 points were the 10th most points scored in an NFL season.

P Matt Boshers has continued to grow under Armstrong as well. Last season, Boshers recorded 49 touchbacks on kickoffs, which was tied for the seventh most in the league. In 2016, Boshers averaged 46.8 yards per punt, which was eighth in the NFL and fifth in the NFC. He also had a total of 65 touchbacks on kickoffs, which was tied for second in the league. 61.9-percent of his kickoffs were touchbacks.

In 2014, the Falcons added the NFL's all-time top returner WR Devin Hester. Under the guidance of Armstrong, Hester made an immediate impact on the Falcons return units, ranking among the League leaders in kickoff and punt return average. He set the NFL record for career return touchdowns with a 62-yard punt return TD against Tampa Bay in Week 3. He was named to his fourth Pro Bowl for his performance last season.

The team also saw the return of WR Eric Weems to Armstrong's unit in 2014. Weems played a key role on Atlanta's coverage units since returning to the Falcons in 2014. The Pro Bowl special teams ace notched a team record six special teams tackles (according to STATS LLC.) in Atlanta's Week 11 win over the Carolina Panthers. Since 1994, Weems is one of 11 players in the NFL to post six special teams tackles in a single game. According to STATS LLC.,

Under the tutelage of Armstrong, the Falcons special teams unit continued to thrive in 2013. Armstrong's groups were a consistent corps each week. Every season, Armstrong seems to

find a new special teams maven and 2013 was no different. RB Antone Smith led the team in special teams tackles (11) and WR Drew Davis was close behind with seven. The duo helped the Birds allow 7.6 yards per punt return, which ranked among the NFL leaders.

Another player that made big strides in 2013 under the coaching of Armstrong was third-year punter Matt Boshers. He experienced a career and single-season franchise-best 41.1 net punting average Boshers has developed into one of the top punters in the NFL. His 41.1 net average in 2013 ranked sixth in the League. He has also handled the Falcons kickoff duties the last three years, and in 2013 Boshers proved to be a valuable weapon. Boshers' consistency led to touchbacks on 68.5 percent of his kickoffs, a mark that ranked third in the NFL last season.

In 2012, Atlanta's kicking game was propelled by Bryant and Boshers as the Falcons posted a 13-3 record and won their second NFC South Division crown since 2010. Bryant produced another solid season in 2012, by connecting on 33 of 38 field goals, all 44 PATs and tallied a career and franchise single-season high 143 points. Bryant not only set the franchise mark for points in a season, he also set a new franchise mark for most field goals made in a season (33). Bryant kicked three game-winning field goals in 2012, including a 49-yard field goal against the Seahawks in the Divisional Round of the playoffs. He has connected on six game-winning field goals since joining the Falcons.

Atlanta's kickoff and punt return teams continued to flourish under Armstrong. The Falcons ranked 10th in the NFL in average starting field position (29.0 yard-line) in part to Atlanta's return game. On the flipside, Armstrong's coverage troops managed to help the Falcons rank fifth in opponents average starting field position (25.5 yard-line) in 2012.

In 2011, Armstrong used two rookies to propel his coverage units in LB Akeem Dent and Boshers. Dent, a linebacker out of the University of Georgia, led the Falcons in special teams tackles (19) and Boshers finished the season with the highest single-season net punting average for a rookie in Falcons history (38.9 net yards per punt).

Armstrong's staple on special teams was Bryant. Bryant finished 27 of 29 on field goal attempts and made all 45 PATs. For the second straight year, Bryant led the Falcons in scoring (126) and his 93.1 field goal pct. marked the third best single-season field goal percentage in team history.

His special team units were a big contributor to the Falcons winning the NFC South division title and posting the best record in the NFC with a 13-3 mark in 2010.

Armstrong's troops led the League in some key categories such as kickoff return average (28.5), opponents starting field position (22.2) on kickoffs, overall opponent field position (24.3), opponent's field goal percentage (65.2%) and fewest penalties (seven).

In 2010, WR/KR Eric Weems became the first Falcons player in team history to score touchdowns on both a kickoff return (102) and punt return (55) in the same season under Armstrong's direction. Through Armstrong's steady influence, Weems was voted to the Pro Bowl by his peers to become the first Falcons special teamer to be afforded such honors since Allen Rossum in 2004. He also garnered All-NFL accolades by Pro Football Weekly/Pro Football Writers of America.

Among his notable achievements with the Falcons, Armstrong's punt coverage team boasted an NFL record-low 43 opponent punt return yards allowed in 2008 and a first-place ranking in opponent starting field position on kickoffs (21.4 average start) in 2009.

In 2008, Atlanta ranked second in opponents starting field position, eighth in kickoff coverage, eighth in field goals made and first in points allowed on returns.

The 48-year-old native of Levittown, Pa. joined the Falcons following seven seasons in the same capacity for the Miami Dolphins. The 21-year NFL coaching veteran was instrumental in 2007 in helping punt returner Ted Ginn, Jr. finish fourth in the AFC with a 9.6 return average. The average was also the 10th best mark in the entire NFL among all punt returners. With Armstrong's coaching, K Jay Feely connected on 21 of 23 field goals for 91.3 percent, which ranked second in the League.

From 2001-2006, the Dolphins finished in the top eight in the NFL in punt return defense all but one season under Armstrong's positive direction. During that same time frame, Miami opponents averaged 6.1 yards per punt return, including a 4.5-yard mark in 2001 when they led the League in the category and a 4.9-yard average (third in NFL) in 2005. In 2003, the Dolphins ranked first in the NFL in opponents' average starting field position with a 25.0-yard line mark and finished second in the same category in 2006 with a 24.9 figure.

Prior to landing in Miami, Armstrong served in the same role with the Chicago Bears from 1997-2000. In 2000, Chicago's special

teams unit ranked fourth in the NFL in punt return defense, allowing an average of just 7.0 yards per return. Armstrong earned his start in the NFL with Atlanta in 1994 as Safeties Coach. In 1996, he was promoted to run the entire secondary. Before his full-time positions in the NFL, he was part of the NFL's Minority Coaching Fellowship Program during training camps with the New York Jets (1991), Dallas Cowboys (1992) and Chicago Bears (1993).


Armstrong coached his way through the collegiate ranks before joining the NFL. He garnered four letters as a running back and defensive back at Temple University from 1983-1986 before joining the school as a graduate assistant in 1987.

Armstrong then joined the University of Miami as the Defensive Backs and Special Teams Coach for one season (1988) before coaching the wide receivers at the University of Akron (1989). His last two stops in college before joining the Falcons came at Oklahoma State as the Secondary Coach from 1990-1992 and Notre Dame as the Linebackers and Special Teams Coach in 1993.



# JEROME HENDERSON

PASSING GAME COORDINATOR



## HENDERSON'S COACHING BACKGROUND

2016-17 **Passing Game Coordinator** // Atlanta Falcons  
2012-15 **Defensive Backs** // Dallas Cowboys  
2009-11 **Defensive Backs** // Cleveland Browns  
2008 **Defensive Backs** // New York Jets  
2007 **Asst. DBs/Dir. Player Development** // New York Jets  
2006 **Director of Player Development** // New York Jets

Jerome Henderson enters his third season as the Falcons defensive passing game coordinator.

Last season, Henderson helped coach a defense that only allowed 6.7 passing yards per attempt, which was below the league average of 7.0 passing yards per attempt. The pass defense also saw a jump from year one to year two under Henderson's leadership, as the defense only allowed 232.8 passing yards per game, which marked the Falcons as the 11<sup>th</sup> best pass defense in the NFL last season. The pass defense also held two teams to under 200 passing yards this season.

In Henderson's first year with the Falcons in 2016, he helped coach a young defense that ended the season ranked in the top five in interceptions returned for touchdowns (three). Also, the team's 279 interception return yards ranked third in the NFL last season. The Falcons defense also recorded 89 passes defended in 2016, which also ranked third in the league.

Before coming to Atlanta, Henderson spent the last four seasons as the Dallas Cowboys' secondary coach and brings nine years of NFL coaching experience to Atlanta. In 2015, he oversaw a secondary that limited opponents to 227 passing yards per game, which ranked fifth in the NFL. Henderson's unit surrendered 19 passing touchdowns last season, tied for the third-fewest in the NFL, and 29 passes of 25-plus yards, which ranked ninth. Under Henderson's guidance, rookie safety Byron Jones was graded as the Cowboys top defensive back and one of the club's top defensive players by Pro Football Focus.

In 2014, Henderson saw his unit improve in passing yards

allowed, yards per attempt, interceptions, passing touchdowns, and passes of 25-plus yards. During the 2013 season, he led the defensive backfield as the entire unit made the switch from a 3-4 defense to a 4-3 scheme. In his first season in Dallas, Henderson was tasked with integrating two new starting corners in first-round draft choice Morris Claiborne and veteran free agent Brandon Carr. Carr led the team in interceptions with three - returning one for a touchdown - while Claiborne picked off one pass and had a fumble returned for a touchdown.

Prior to arriving in Dallas, the former Clemson Tiger spent three seasons as a secondary coach in Cleveland where his defensive backs recorded seven of the club's nine interceptions in 2011 and finished second in the NFL in passing defense. He was instrumental in the development of cornerback Joe Haden and safety T.J. Ward, both of whom were consensus All-Rookie selections in 2010.

Before his stint in Cleveland, Henderson spent three seasons as a member of the New York Jets coaching staff. Leading the defensive backs in 2008, Henderson saw cornerback Darrelle Revis earn a Pro Bowl berth after leading the team with five interceptions. He split duties as an assistant defensive backs coach and director of player development in 2007 after originally joining the club as the director of player development in 2006.

Henderson was selected by the New England Patriots in the second round of the 1991 NFL Draft. He played eight seasons in the NFL as a defensive back with four different teams, including the Patriots (1991-93, 1996), Buffalo Bills (1993-94), Philadelphia Eagles (1995), and Jets (1997-98). He appeared in 98 games with 34 starts and recorded nine career interceptions. Henderson played in Super Bowl XXVIII with the Bills and Super Bowl XXXI as a member of the Patriots.


Henderson grew up in Statesville, N.C., and went on to play four years at Clemson University (1987-90). He and his wife, Traci, have three children, Jazmin and twins Taylor and Tyler.





# DAVE BROCK

## WIDE RECEIVERS



### BROCK'S COACHING BACKGROUND

2018	Wide Receivers // Atlanta Falcons
2017	Offensive Assistant // Atlanta Falcons
2013-16	Head Coach // Delaware
2012	Offensive Coord./Wide Receivers // Rutgers
2009-11	Tight Ends // Boston College
2008	Offensive Coord./Quarterbacks // Kansas State
2007	Wide Receivers // Kansas State
2006	Asst. Head Coach/Recruiting Coord. // Univ. of North Carolina
2005	Wide Receivers // Univ. of North Carolina
2002-04	Offensive Coord./Quarterbacks // Temple
2002	Associate Head Coach/Off. Coord. // Hofstra
2000-01	Offensive Coord./Wide Receivers // Hofstra
1997-99	Recruiting Coord./Wide Receivers // Hofstra
1995	Running Backs // Hofstra
1994	Recruiting Coord./DBs // Salisbury State
1991-93	Recruiting Coord./DBs // Western Connecticut
1988-90	Assistant Coach // Salisbury

Dave Brock is entering his second season with the Falcons - first as the wide receivers coach. In his first year in Atlanta, Brock assisted Raheem Morris with the wide receivers. Their receiving group pulled in 214 receptions for 2,848 yards and 13 touchdowns.

Brock joined the Falcons after a four-year stint as the head coach for the University of Delaware. Before joining the Blue Hens, he was the offensive coordinator and quarterbacks coach for Rutgers. Brock has been a collegiate coach for 29 years, with stops at Kansas State (2007-08), North Carolina (2005-06), Temple (2002-04), Hofstra (1995-02), Salisbury (1988-90, 1994), and West Connecticut State (1991-93). He is a native of Moorestown, N.J.



# MAYUR CHAUDHARI

## SPECIAL TEAMS ASSISTANT



### CHAUDHARI'S COACHING BACKGROUND


2018 **Special Teams Assistant** // Atlanta Falcons  
 2016-17 **Special Teams Coord./Tight Ends** // Univ. of Hawaii  
 2014-15 **Special Teams/Secondary** // Lenoir-Rhyne Univ.  
 2013 **Safeties** // Army  
 2011-12 **Secondary/LBs/WRs** // U.S. Military Academy Prep  
 2010 **Safeties/Nickels** // Virginia Military Institute  
 2008-09 **Graduate Assistant** // San Jose State  
 2007 **Linebackers** // Univ. of California-Davis  
 2006 **Defensive Intern** // Stanford  
 2005 **Running Backs/Video Coord.** // Menlo College  
 2001 **Asst. Tight Ends/Video Coord.** // Univ. of California-Davis  
 2000 **Asst. Running Backs/Video Coord.** // Univ. of California-Davis  
 1998-99 **Video Coord./Offensive Asst.** // Univ. of California-Davis

Mayur Chaudhari brings 20 years of coaching experience to Atlanta, as he begins his first season as the Falcons special teams assistant. He was most recently the special teams coordinator for the University of Hawaii for the past two seasons (2016-17). The San Jose, CA native coached current Indianapolis Colts punter Rigoberto Sanchez at Hawaii in 2016, where he punted 70 times for an average of 44.6 yards per punt. In the summer of 2015, Chaudhari spent time with the Falcons participating in the Bill Walsh Minority Coaching Fellowship.



## ADEN DURDE

DEFENSIVE QUALITY CONTROL



### DURDE'S COACHING BACKGROUND

2018 **Defensive Quality Control** // Atlanta Falcons  
2017 **Football Development** // NFLUK  
2011-2016 **Defensive Coordinator** // London Warriors

Aden Durde joins the Falcons after serving as the head of football development at NFLUK, where he helped guide the International Player Pathway program. Working with Super Bowl champion and former Atlanta Falcon Osi Umenyiora, Durde helped four international players, tight end Alex Gray (Atlanta), defensive end Alex Jenkins (New Orleans), defensive end Efe Obada


(Carolina), and linebacker Eric Nzeocha (Tampa Bay) transition to practice squads in 2017.

Prior to his work with NFLUK, Durde spent training camp with the Falcons as part of the Bill Walsh NFL Diversity Coaching Fellowship in 2016. He also worked as a coaching intern with Dallas Cowboys during training camp in 2014. Durde served as the defensive coordinator of the London Warriors for six seasons. Prior to that, he played linebacker in NFL Europe for six years with the Scottish Claymores and Hamburg Sea Devils while also spending time on the practice squads of the Carolina Panthers and Kansas City Chiefs.



# KYLE FLOOD

## ASSISTANT OFFENSIVE LINE



### FLOOD'S COACHING BACKGROUND

2017-18 **Assistant Offensive Line Coach** // Atlanta Falcons  
 2012-15 **Head Coach** // Rutgers  
 2011 **Asst. Head Coach/O-Line** // Rutgers  
 2009-10 **Asst. Head Coach/Co-Off. Coord./O-Line** // Rutgers  
 2008-09 **Assistant Head Coach/O-Line** // Rutgers  
 2007 **Offensive Line/Run Game Coord.** // Rutgers  
 2005-06 **Offensive Line Coach** // Rutgers  
 2002-05 **Assistant Head Coach/O-Line** // Delaware  
 1997-01 **Offensive Line Coach** // Hofstra  
 1995-96 **Offensive Line Coach** // CW Post  
 1993-94 **Assistant Coach** // St. Francis (NY) Prep

Kyle Flood is entering his 24th year of coaching and his second season with the Falcons. In 2017, Flood helped Chris Morgan coach an offensive line that only allowed 24 sacks - tied for the third lowest amount in the NFL. Flood's assistance in his first year was also shown by the group's ability to sustain blocks. The Falcons offensive line helped create 230 big plays (plays that are 10+ yards), which was the fifth-best mark in the league.

Flood recently served as the head coach for the Rutgers football team from 2012-15. He became the first head coach in team history to lead the program to three bowl games in his first three years as head coach. Flood also lead his team to the 2012 Big East Championship, which was the school's first Big East title. Flood ended that 2012 season being named the Big East Coach of the year.

Before being named head coach, he spent seven years on the Scarlet Knights staff, seeing time as the offensive line coach since joining the program in 2005, and was eventually promoted to assistant head coach in 2008. In 2007, Flood oversaw the run game, as the running game coordinator and from 2009-10 he was the co-offensive coordinator.

Before coaching at Rutgers, he spent three years at the University of Delaware where he was the assistant head coach and offensive line coach and was a part of the 2003 National Championship team. Flood was the offensive line coach at Hofstra University from 1997-01.



# WADE HARMAN

## TIGHT ENDS



### HARMAN'S COACHING BACKGROUND

2015-18 **Tight Ends //** Atlanta Falcons  
 2014 **Asst. Offensive Line //** Atlanta Falcons  
 2008-13 **Tight Ends //** Baltimore Ravens  
 1999-07 **Tight Ends/Asst. O-Line //** Baltimore Ravens  
 1997-98 **Coaching Assistant //** Minnesota Vikings  
 1996 **Offensive Coord./O-Line //** Morningside College  
 1992-95 **Running Backs/Wide Receivers //** Univ. of the Pacific  
 1987-91 **RBs/TEs/Grad Asst. //** Utah State

Wade Harman returns to the Falcons for his fourth season as the team's tight ends coach after spending the 2014 season as the assistant offensive line coach.

In 2017, Harman oversaw the continued growth of TE Austin Hooper in his second year. Hooper saw growth in several statistical categories last season, catching 49 passes for 526 yards and three touchdowns. Hooper's 262 yards after the catch ranked ninth among all tight ends last season.

In 2016, Harman coached Hooper during his rookie season, who made a major contribution to the team by catching 19 passes for 271 yards and three touchdowns. Hooper also caught a touchdown pass in Super Bowl LI. Also, TE Levine Toilolo caught 13 passes for a career-high 264 yards and two touchdowns under the tutelage of Harman.

In 2015, TE Jacob Tamme recorded a career high in receiving yards (657), along with posting 59 receptions and one

touchdown under Harman's tutelage. Tamme also posted the first 100-yard receiving game of his career in 2015, when he hauled in 10 catches for 103 yards with one touchdown at Tampa Bay (10/11).

Atlanta added a tight end during the 2016 Draft when they selected Austin Hooper out of Stanford. Hooper will add to Harman's tight end group and comes to the NFL as an accomplished pass-catching tight end at the college level. He tallied 74 receptions for 937 yards and eight touchdowns in his college career.

Harman spent 15 seasons as a member of the Baltimore Ravens coaching staff as the club's tight ends coach, and also served as the assistant offensive line coach from 1999-2007. He served as the Ravens tight ends coach and assistant offensive line coach from 1999-07, after spending two seasons as a coaching assistant with the Minnesota Vikings.

Harman began his coaching career at Utah State in 1987 as a graduate assistant before becoming the running backs (1993-95)/wide receivers coach (1992) at the University of the Pacific.

He spent 1996 as the offensive coordinator/offensive line coach at Morningside College before joining the Vikings. Harman was the longest-tenured member of the Ravens coaching staff and was the only coach to be a part of both of Baltimore's Super Bowl winning teams (2000 & 2012).



# CHARLIE JACKSON

## DEFENSIVE ASSISTANT



### JACKSON'S COACHING BACKGROUND

2017-18 **Defensive Assistant** // Atlanta Falcons  
 2013-16 **NCAA** // Football Rules Enforcement Exec.  
 2012 **Special Assistant** // Colorado  
 2007-08 **Defensive Assistant** // Denver Broncos  
 2006 **Special Assistant to the Head Coach** // Utah State  
 2006 **Defensive Coordinator/Defensive Backs Coach** // Buffalo  
 2005 **Defensive Assistant/Quality Control Coach** // Green Bay Packers  
 2004 **Assistant Defensive Backs Coach** // Air Force  
 2002-03 **Volunteer Assistant** // UCLA

Charlie Jackson is in his second season with the Falcons as Defensive Assistant/Defensive Backs Coach. His professional coaching background includes multiple defensive coaching roles with the Green Bay Packers and Denver Broncos and coaching fellowships with the Falcons and St. Louis Rams. He also served as a college scout for the Seattle Seahawks organization. He has collegiate experience at Colorado, UCLA, Utah State, Buffalo, the U.S. Air Force Academy, and as an executive in the College Football Rules Enforcement Group at the NCAA National Headquarters.

Jackson was a Commissioned Officer in the United States Air Force before entering the coaching arena. He ascended to the rank of Captain while being stationed more than four years at Tyndall Air Force Base, Florida and Los Angeles Air Force Base, California. His duties included serving as the U.S. Government point man in negotiations with three foreign government

agencies in support of international treaty agreements.

Jackson was a defensive back at the United States Air Force Academy as a student-athlete, and he completed two years on the Air Force Academy's indoor track and field team. Following his senior football season, Jackson was selected by his teammates as a permanent team captain and recipient of Air Force football's highest honor, the Brian Bullard Award, as the player who displays unselfishness, pride in his role, total team commitment, and 110 percent effort. Jackson helped Air Force become a consistent member of the Top 25 national rankings including a Top 10 final ranking and conference championship in 1998. At one point during his tenure, Air Force produced major college football's longest winning streak (11 games).


Originally from Montezuma, Georgia, Jackson is a 1995 graduate of Macon County High School. As a football player at Macon County, he was a First-Team All-Area, All-Middle Georgia, and All-State football player. He was selected Georgia Region 1A Football Player of the Year and Georgia Class-A Football Defensive Player of the Year. He was also named to the Georgia Academic All-State football team for all classifications.

Jackson graduated with a bachelor's degree in management from the United States Air Force Academy. He earned a master's degree in management and sports studies from California State University, Long Beach.



# TRAVIS JONES

## ASSISTANT DEFENSIVE LINE



### JONES' COACHING BACKGROUND

2018	Assistant Defensive Line Coach // Atlanta Falcons
2017	Senior Defensive Assistant // Seattle Seahawks
2013-16	Defensive Line Coach // Seattle Seahawks
2008-12	Assistant Defensive Line Coach // New Orleans Saints
2007	Defensive Ends Coach // Miami Dolphins
2006	Linebackers Coach // Miami Dolphins
2005	Assistant Defensive Line Coach // Miami Dolphins
2003-04	Defensive Line Coach // LSU
2001-02	Defensive Line Coach // Kansas
1998-00	Linebackers Coach // Appalachian State
1997	Graduate Assistant // Georgia

Travis Jones is entering his first year as the assistant defensive line coach for the Falcons. Jones spent the last five seasons as a defensive assistant and defensive line coach with the Seattle Seahawks. He joined the Seahawks in 2013, serving under then-defensive coordinator Dan Quinn, and was later promoted to senior defensive assistant in 2017. Prior to arriving in Seattle, Jones spent five seasons as an assistant defensive line coach for the New Orleans Saints. He started his coaching career with the Miami Dolphins, from 2005-07, where he worked on the same staff as Quinn.

In 2016, Jones worked with defensive end Cliff Avril who set a career-high with 11.5 sacks and was named to the Pro Bowl for the first time. He also helped defensive lineman Michael Bennett make a second-consecutive Pro Bowl appearance. The Seahawks finished the season ranking third in the NFL with 42 sacks - including double-digit sacks from second-year player Frank Clark.

Seattle led the league in rushing defense for the second straight season while allowing a franchise-record low 1,304 yards - 81.5 yards per game - in 2015. Additionally, Bennett posted a career-best 10 sacks that season.

The Seahawks advanced to a second-straight Super Bowl on the strength of their top-ranked defense.

On its way to Super Bowl XLIX, Seattle's line aided the no. 1-ranked defense by ranking third overall in rushing defense allowing only 81.5 yards per game. The unit also ranked second in the NFL in opponent rushing yards per attempt (3.4), despite the loss of stalwart Brandon Mebane midseason.

Jones' Super Bowl XLVIII-winning defensive line was one of the deepest positions on the squad in 2013. Veterans Red Bryant, Chris Clemons, and Mebane were joined by free agent additions Avril, Bennett and Tony McDaniel to improve Seattle's pass rush, always a priority in Pete Carroll's defense. Seattle ranked tied for eighth in the NFL with 44.0 sacks, the most in Carroll's four seasons as coach, as Bennett led the team with 8.5 sacks.

In 2009 with the Saints, defensive end Will Smith enjoyed his finest season as he ranked fifth in the NFL with 13.0 sacks, while the trio of Sedrick Ellis, Anthony Hargrove, and Remi Ayodele provided a solid pass rush on the interior line that played an important role in its Super Bowl XLIV victory over Indianapolis.

Prior to arriving in New Orleans, Jones spent three seasons with the Miami Dolphins, his first year as assistant defensive line coach and his final two seasons tutoring the outside linebackers and defensive ends. During his Dolphins tenure, the line recorded 92.0 sacks. Defensive end Jason Taylor was selected to the Pro Bowl each year and was named the 2007 NFL Defensive Player of the Year. The Dolphins ranked second in the league in sacks in 2005 and third in 2006.

He began his coaching career at his alma mater, Georgia, in 1997 as a graduate assistant/defensive line before moving on to Appalachian State (1998-00), Kansas (2001-02) and LSU (2003-04), where he was the defensive line coach/recruiting coordinator for the Tigers.

Jones made an immediate impact in his first year on LSU's staff as the team's defensive front played a key role in the Tigers' march to the national title. In fact, LSU's front four dominated the trenches, recording 31 of LSU's school-record 44 sacks, while also limiting opponents to only 67 yards rushing a contest, a figure that ranked first in the SEC and third nationally. During his time in Baton Rouge, Jones coached a defensive front that featured defensive tackle Chad Lavalais, a consensus All-American, a finalist for the Nagurski and Lombardi Awards and the SEC Defensive Player of the Year.

Following the 2003 BCS National Championship season, Lavalais and defensive end Marquise Hill were both selected in the NFL Draft. Defensive end Marcus Spears was also named All-SEC in 2003, a consensus All-American in 2004 and a first-round draft pick by the Dallas Cowboys in 2005.

Jones was a four-year letter winner for the Bulldogs (1990-92, 94) as a defensive lineman and served as team captain as a senior, playing one season with the Baltimore Stallions of the CFL in 1995 following graduation. He earned his master's degree in 1998.

Born on June 6, 1972, in Irwinton, Ga., for the last 11 years Jones has held a football camp for youngsters in central Georgia that teaches the fundamentals of football, sportsmanship and the importance of goal-setting to serve them on and off the field.

Travis was born June 6, 1972, in Milledgeville, GA and has 3 children Kennedy, Averi, and Mason.





#### KNAPP'S COACHING BACKGROUND

2018	<b>Quarterbacks Coach</b> // Atlanta Falcons
2013-16	<b>Quarterbacks Coach</b> // Denver Broncos
2012	<b>Offensive Coordinator</b> // Oakland Raiders
2010-11	<b>Quarterbacks Coach</b> // Houston Texans
2009	<b>Offensive Coordinator</b> // Seattle Seahawks
2007-08	<b>Offensive Coordinator</b> // Oakland Raiders
2004-06	<b>Offensive Coordinator</b> // Atlanta Falcons
2001-03	<b>Offensive Coordinator</b> // San Francisco 49ers
1998-00	<b>Quarterbacks Coach</b> // San Francisco 49ers
1997-98	<b>Offensive Quality Control</b> // San Francisco 49ers
1991-94	<b>Assistant Head Coach &amp; Offensive Coordinator</b> // Sacramento State
1989-90	<b>Wide Receivers Coach</b> // Sacramento State
1986-88	<b>Running Backs Coach</b> // Sacramento State

Greg Knapp, the former offensive coordinator for the Falcons, returns as the team's quarterbacks coach in 2017, bringing 31 seasons of coaching experience - 23 years in the NFL.

Knapp was most recently with the Denver Broncos where he spent he spent four seasons (2013-16). He was hired as the Broncos quarterbacks coach in 2013 but was then promoted to passing game coordinator in 2014. Under Knapp's tutelage, future Hall of Fame quarterback Peyton Manning threw for a career-high 5,477 yards and 55 touchdowns - both are NFL records.

Knapp, whose quarterbacks have combined to play in 11 Pro Bowls, has coached an unprecedented five individual 4,000-yard passers as a coordinator or position coach: Steve Young (1998), Jeff Garcia (2000), Matt Schaub (2010), Carson Palmer (2012), and Peyton Manning (2013-14). In addition to his work with established NFL signal-callers, he has helped young passers like Garcia, Schaub, T.J. Yates, Brock Osweiler, and Trevor Siemian.

Knapp got his first crack in the NFL with the San Francisco 49ers in 1995. He crossed paths with Head Coach Dan Quinn in San Francisco in 2001-03, when Quinn was getting his first job in the NFL and Knapp had worked his way up to becoming the offensive

coordinator for the Niners. During his time as offensive coordinator, he helped develop Garcia, who made it to three Pro Bowls in 2000-02 under Knapp's leadership. He also coached Hall of Fame quarterback Young and prolific wide receiver Terrell Owens, who made it to three Pro Bowls when he was the offensive coordinator. Owens posted the highest three-year receiving yardage total of his career (3,814) while combining for 290 receptions and 39 total touchdowns for the 49ers in Knapp's offense.

The California native then moved on to Atlanta where he was the offensive coordinator from 2004-06. During his time here in the mid-2000s, Knapp coached three Pro Bowlers: TE Alge Crumpler, RB Warrick Dunn, and QB Michael Vick. Atlanta boasted the NFL's top-ranked rushing unit in all three years with Knapp overseeing the offense, including a team-record 183.7 yards per game on the ground during the 2006 campaign as Vick became the first quarterback in NFL history to rush for 1,000 yards in a season.

Knapp went on to become the offensive coordinator for the Oakland Raiders (2007-08, 2012) and the Seattle Seahawks (2009) where he linked back up with Quinn. He also spent time as the quarterbacks coach with the Houston Texans (2010-11), where he helped coach current Falcons backup quarterback Schaub. In 2010, Schaub threw for 4,370 passing yards and 24 touchdowns - both are the second highest of his career.


Knapp got his coaching start at Sacramento State as the Hornets running backs coach. He spent nine years at Sacramento State where he was eventually promoted to Assistant Head Coach/Offensive Coordinator, spending four years in that position (1991-94).

Knapp has coached 13 players that have played in at least one Pro Bowl. Knapp is a native of Seal Beach, CA. He has a wife, Charlotte and three daughters, Jordan, Natalie, and Camille.



# DOUG MALLORY

## DEFENSIVE BACKS



### MALLORY'S COACHING BACKGROUND

2017	<b>Defensive Backs</b> // Atlanta Falcons
2016	<b>Defensive Assistant/DBs</b> // Atlanta Falcons
2015	<b>Defensive Assistant/LBs</b> // Atlanta Falcons
2011-13	<b>Asst. Head Coach/Def. Coord.</b> // Indiana Univ.
2009-10	<b>Defensive Coordinator</b> // New Mexico
2005-08	<b>Defensive Backs</b> // LSU
2001-04	<b>Secondary</b> // Oklahoma State
1997-00	<b>Secondary</b> // Maryland
1994-96	<b>Defensive Backs/Special Teams</b> // Indiana Univ.
1990-93	<b>ILBs/Special Teams</b> // Western Kentucky
1989	<b>Offensive Line</b> // Army
1988	<b>Graduate Asst.</b> // Indiana Univ.

Doug Mallory is entering his fourth season with the Atlanta Falcons and his second as the defensive backs coach, after spending the 2016 campaign as the Falcons defensive assistant/defensive backs coach and his first year with the Falcons as the defensive assistant/linebackers coach.

In his first year as the team's defensive backs coach, his players recorded three sacks, five forced fumbles, and five interceptions. CB Robert Alford led the team with 20 passes defended, while CB Desmond Trufant was second on the team with two interceptions.

Mallory's secondary played a hand in the defense only allowing 214.3 passing yards per game this past season.

In 2016, he helped Manuel coach a young defensive back group

that included three rookies. In 2015, he helped coach LB Paul Worrilow, who led the team in total tackles (95).

Mallory spent three years (2011-13) as the assistant head coach/defensive coordinator and safeties coach at Indiana University. He brings 25 years of collegiate coaching experience to Atlanta, including stops at Army, Western Kentucky, Indiana, Maryland, Oklahoma State, LSU, and New Mexico. Prior to landing at Indiana, Mallory spent two seasons as the defensive coordinator at New Mexico after four years at LSU. While coaching the defensive backs in 2007, he helped the Tigers post the third-best passing efficiency defense in the nation en route to a BCS National title.

Mallory spent four years (2001-04) at Oklahoma State University as the Cowboys secondary coach. During his time at OSU, Mallory's units intercepted 54 passes. Prior to his four-year stop at OSU, Mallory served in the same capacity at the University of Maryland from 1997 to 2000. He coached at Indiana University from 1994-96, working as the defensive backs and special teams coach.

Prior to his second stint at Indiana, Mallory coached at Western Kentucky (1990-93) after serving as the offensive line coach at Army in 1989. He began his coaching career at Indiana as a graduate assistant after four years as a defensive back at Michigan.



#### MORGAN'S COACHING BACKGROUND

2018 **Run Game Coordinator/O-Line** // Atlanta Falcons  
 2015-17 **Offensive Line** // Atlanta Falcons  
 2014 **Assistant Offensive Line** // Seattle Seahawks  
 2011-13 **Assistant Offensive Line** // Washington Redskins  
 2009-10 **Assistant Offensive Line** // Oakland Raiders

Chris Morgan is entering his fourth season with the Atlanta Falcons, and this offseason, he was promoted to the run game coordinator/offensive line coach.

In 2017, Morgan coached an offensive line that only allowed 24 sacks, which was tied for the third lowest amount in the NFL. Morgan's offensive line was also a catalyst for the eighth best offense in the league. The Falcons offense averaged 364.8 yards per game and blocked for QB Matt Ryan who averaged 249.4 passing yards per game, which was also the eighth highest in the league. Their blocking also helped the 10-year veteran reach his seventh straight 4,000 passing yard season.

Last season, Morgan coached C Alex Mack who was selected to his third consecutive Pro Bowl after anchoring the offensive line for the second year in Atlanta. In 2017, Morgan's offense line showed their ability to sustain blocks by springing the offense for 230 big plays (plays that are 10+ yards) and allowing Ryan to average 7.8 yards per pass attempt, both of which were the fifth in their categories.

Morgan's teaching was essential in helping the offensive line block for the Falcons running backs, who averaged 4.3 yards per carry, which was eighth in the NFL in 2017. The offensive line also blocked for an offensive that was third in the NFL in explosive runs (12+ yards-or-more).

In 2016, Morgan coached an offensive line that blocked for the NFL MVP, Matt Ryan. The offensive line was a major reason why the team averaged a league-high and franchise high 33.8 points per game. The Falcons broke the franchise record for most points scored in a season in Week 15, with the help of the offensive, when they scored 540 total points on the season, which tied them with the 2000 St. Louis Rams for the eighth most points scored in a season.

Also in 2016, the offensive line also helped block Ryan who threw for a career and franchise high 4,944 yards and 38 touchdowns. Ryan also had a career-high 117.1 passer rating, which was the

fifth best all-time passer rating. Morgan also helped coach Mack who was selected to his fourth Pro Bowl.

Morgan's offensive line also helped pave the way for a rushing attack that racked up 1,928 yards on the season, which was fifth in the league in 2016. Under his guidance, the offensive line blocked for Devonta Freeman, who finished in the top 10 in rushing for the second year in a row and made it to his second consecutive Pro Bowl.

During his first year, his offensive line helped produce the Falcons first 1,000-yard rusher since 2011, while giving up the eighth-fewest sacks in the league last year. The offensive line also helped block for an offense that recorded 374.1 yards per game, which was seventh in the NFL.

Morgan spent the 2014 season as assistant offensive line coach for the Seattle Seahawks. In 2014, Seattle used eight different starting combinations on the offensive line, including playoffs, and still led the NFL in rushing yards, recording a franchise-high 2,762 yards. In addition to leading the League in rushing last season, the Seahawks offensive line also assisted in helping Seattle lead the NFL in explosive plays (135) and explosive running plays (61) while paving the way to Super Bowl XLIX.

Prior to arriving in Seattle, Morgan served as an assistant offensive line coach with the Washington Redskins (2011-13) and Oakland Raiders (2009-10). In 2012, Morgan helped direct a unit that rushed for a team-record 2,709 yards, marking the franchise's first team rushing crown since 1933 and their clubs first NFC East title since 1999. Also during his time with the Redskins, tackle Trent Williams was selected to two consecutive Pro Bowls under Morgan's guidance in 2012 and 2013.


In 2010, Oakland ranked 10th in the NFL in yards per game (356.6) and sixth in points per game (25.6). Prior to Oakland, Morgan spent the previous five seasons coaching at the high school level in his native Texas, serving as offensive line coach, special teams coordinator, offensive coordinator and assistant head coach at Westfield High School in Houston.

Morgan served as a graduate assistant and offensive line coach at the University of Idaho after two years as an assistant coach at Copperas Cove (Texas) High. He played offensive line at the University of Colorado from 1995-1999 and earned his master's degree in educational leadership at Idaho.



# JUSTIN OUTTEN

OFFENSIVE ASSISTANT



## OUTTEN'S COACHING BACKGROUND

2017-18	<b>Offensive Assistant</b> // Atlanta Falcons
2016	<b>Offensive Intern</b> // Atlanta Falcons
2008-15	<b>Asst. HC/Off. Coord./O-Line</b> // Spring Westfield HS
2007	<b>Graduate Assistant</b> // Syracuse University

Justin Outten is entering his second season as an offensive assistant for the Falcons. Before joining the staff full time, Outten was as an offensive intern for the Falcons during the 2016 season. Before joining the Falcons, he worked at Spring Westfield High School as the Assistant Head Coach/Offensive Coordinator/Offensive Line Coach from 2008-16. During that time, he helped coached 24 offensive linemen that received

scholarships to play on the collegiate level, and he also coached one high school All-American during his time at the high school.


Before coaching at Spring Westfield, Outten worked as a graduate assistant at Syracuse University where he worked with the offensive line from 2007-08. Outten played at Syracuse from 2002-07, where he was the starting center for three years. During his time playing for the Orange, he was selected as a team captain and played a part in his team become Big East Champions in 2004. Outten was also a recipient of the Ray Martino Award for loyalty, enthusiasm, and perseverance.

Outten is a native of Doylestown, PA.



# BERNIE PARMALEE

RUNNING BACKS



## PARMALEE'S COACHING BACKGROUND


2018 // Atlanta Falcons  
2015-17 **Running Backs** // Oakland Raiders  
2010-12 **Tight Ends** // Kansas City Chiefs  
2005-09 **Tight Ends/Special Teams** // Notre Dame  
2002-04 **Tight Ends/Special Teams** // Miami Dolphins

Bernie Parmalee joins the Falcons as the running backs coach after spending three years with the Oakland Raiders in the same position (2015-17). During his three seasons with the Raiders, the team averaged 4.20 yards per carry, and tallied 4,933 rushing yards with 37 touchdowns. In 2015, he coached Latavius Murray who crossed the 1,000-yard mark for the first time in his career. Before joining the Raiders coaching staff, he spent time with the Kansas City Chiefs (2010-2012), Notre Dame (2005-09), and the Miami Dolphins (2002-04).



## JEFF ULBRICH

### LINEBACKERS



#### ULBRICH'S COACHING BACKGROUND

2015-18 **Linebackers Coach** // Atlanta Falcons  
2014 **Defensive Coordinator** // UCLA  
2012-13 **Asst. HC/Linebackers/Special Teams Coach** // UCLA  
2010-11 **Special Teams Assistant** // Seattle Seahawks

Jeff Ulbrich is entering his fourth year as the Falcons linebackers coach.

In 2017, Ulbrich oversaw the growth of his second-year linebackers Deion Jones and De'Vondre Campbell. The tandem teamed up for 230 total tackles, three sacks, 14 passes defended, and three interceptions. Ulbrich's coaching played a part in Jones receiving his first Pro Bowl selection, after finishing tied for fourth in total tackles (138), and tying for first in interceptions among linebackers (3).

In 2016, Ulbrich coached Jones during his rookie year, who made an immediate impact on the defense. Jones led the team and all rookies in total tackles with 106. Also under Ulbrich's guidance, Jones recorded three interceptions, which was a team-high and ranked in the top three among all linebackers in the NFL.

In his first season with the Falcons, Ulbrich coached LB Paul Worrilow who recorded a team-high 95 total tackles, a career-high two interceptions, and one forced fumble.

Ulbrich joined the Falcons after spending three seasons at UCLA. He was promoted to defensive coordinator in 2014 after serving as the assistant head coach, linebackers coach, and special teams coordinator during his first two years with the Bruins. Last season, Ulbrich's defensive unit was ranked third in the Pac-12 in total defense. Under his guidance, LB Eric Kendricks won the Butkus Award and the Lott IMPACT Trophy after topping the nation in solo tackles per game and finishing sixth in the country in total tackles. Kendricks also finished his career as UCLA's all-time tackles leader, breaking LB Jerry Robinson's record set between 1975 and 1978. Seven of Ulbrich's defenders earned first or second team all-conference honors and the Bruins held four opponents to less than 80 yards rushing during the 2014 campaign.

Ulbrich spent two seasons as a special teams assistant with the Seattle Seahawks (2010-11) before arriving in Westwood. Ulbrich was selected by the San Francisco 49ers in the third round (86th overall) of the 2000 NFL Draft out of the University of Hawaii. He earned a starting role with the 49ers in 2001 and spent 10 seasons with the club before retiring in 2009.

Ulbrich was a two-year starter at Hawaii, where he earned All-WAC first-team selection at middle linebacker and was a team co-captain during his senior season.



#### WALKER'S COACHING BACKGROUND

2018	Offensive Assistant //	Atlanta Falcons
2017	Outside Linebackers Coach //	Arkansas
2015-16	Defensive Assistant //	Atlanta Falcons
2013-14	Defensive Quality Control Coach //	Oklahoma
2011-12	Defensive Coordinator & Defensive Backs Coach //	Mississippi College
2008-10	Defensive Coordinator & Defensive Backs Coach //	Bryant University
2005-07	Defensive Quality Control Coach //	Miami Dolphins
2003-04	Defensive Assistant //	LSU
2002	Graduate Assistant //	Louisiana-Monroe
2001	Graduate Assistant //	West Virginia
2000	Student Assistant //	LSU

Chad Walker returns for his third season with the Falcons after spending last year with the Arkansas Razorbacks. Walker coached the Razorbacks outside linebackers in 2017 after spending 2016 as the Falcons assistant linebackers coach. Walker spent two years as a quality control assistant at the University of Oklahoma. Prior to joining the Sooners staff, Walker spent two seasons as the defensive coordinator at Mississippi College.

During his time at Mississippi College, he coached two first-team All-Americans, CB Keith Villafranco (2012) and CB Jarrod Craine (2011). He spent three years at Bryant University, first as defensive backs coach in 2008 before being promoted to defensive coordinator in 2010. Walker helped the Bulldogs post a 19-14 record over their first three years as an FCS program.

The New Orleans, Louisiana, native worked as a defensive quality control coach for three seasons with the Miami Dolphins (2005-07). While with Miami, DE Jason Taylor won NFL Defensive MVP (2006) and the defense ranked fourth in the NFL in pass defense in 2007. Before moving to the NFL, Walker spent two seasons as a defensive assistant on Nick Saban's staff at Louisiana State University. During that time the Tigers won the 2003 SEC championship and national title. The Tigers also led the nation in total defense in 2003 and were third in the nation in 2004. Walker served as a graduate assistant at Louisiana-Monroe and West Virginia before landing at LSU.


He began his coaching career as a student assistant at LSU in 2000 after graduating with a degree in education.





# BRYANT YOUNG

## DEFENSIVE LINE



### YOUNG'S COACHING BACKGROUND

2017-18 **Defensive Line Coach** // Atlanta Falcons  
2011-12 **Defensive Line Coach** // University of Florida  
2010 **Defensive Line Coach** // San Jose State  
2009 **Graduate Assistant** // Notre Dame

Bryant Young is entering his sixth year of coaching experience and his second year as the Falcons defensive line coach. In his first season as the defensive line coach, his unit recorded 33 of the teams 39 sacks and six of the team's seven forced fumbles. In 2017, Young coached DE Adrian Clayborn, who recorded six sacks in Week 10 against the Dallas Cowboys. Those six sacks are tied for the second most sacks in a single game in NFL history.

Young also oversaw rookie DE Takk McKinley, who posted six sacks - the fourth most among rookies last season. Young also continued to help the growth of DT Grady Jarrett, who continued

to impress people after recording 55 total tackles, and four sacks in 2017. Jarrett's 15 tackles for loss ranked ninth among all defensive players, and his 13 hits on the quarterback ranked seventh among defensive tackles.

Young worked under Quinn for two years (2011-12) during his three-year stay at the University of Florida (2011-13) as the defensive line coach. He previously worked at San Jose State in 2010 as the defensive line coach.

Young got his coaching start at the University of Notre Dame in 2009 as a graduate assistant. Before that, he spent 14 seasons as a defensive tackle/defensive end with the San Francisco 49ers - playing two years (2003-04) under Quinn, who was his position coach. He played in 208 games and recorded 510 tackles and 89.5 sacks during his career while being named to four Pro Bowls and one All-Pro team, as well as winning Super Bowl XXIX.



Ackerman is entering his third season with the Atlanta Falcons as the Head Strength and Conditioning Coach. He joined the team after working as the Strength Coach for the 1st Battalion, 75th Ranger Regiment. He graduated in 2002 with a B.A. in Education from John Carroll University. He continued working at John Carroll University as an Assistant Coach and Graduate Assistant four years after earning his bachelors from the school. Ackerman also earned an M.A. in Clinical Mental Health Counseling from

John Carroll in 2007 and an M.S. in Exercise Science from California University of Pennsylvania in 2009. He then went on to work at Iowa State University as an assistant strength and conditioning coach in 2007. In 2008, he worked for the University of Texas in the same capacity. He then became the Assistant Director of Strength and Conditioning for the University of Florida in 2012. Ackerman's certifications include NSCA-CSCS, NASM-PES, and NASM-CEs.



Jonas Beauchemin enters his 11th season with the Atlanta Falcons as an assistant strength and conditioning coach. Beauchemin joined the team after spending the previous three years with Mike Boyle Strength and Conditioning in Boston, MA. Beauchemin specialized in professional hockey and NFL combine training during his tenure at Mike Boyle Strength and Conditioning. He worked individually with several different athletes in a variety of sports. Beauchemin is also experienced in rehab and reconditioning programs. Beauchemin is a Certified

Strength and Conditioning Specialist with the National Strength and Conditioning Association. A native of Burlington, VT, Beauchemin is a graduate of Keene State (New Hampshire) College, where he earned his degree in Health Promotion and Fitness. While attending Keene State, Beauchemin was appointed to the position of Senior Fitness Specialist at the college recreation center. He also worked as a student Assistant Strength and Conditioning Coach within the Keene State strength and conditioning program. Beauchemin designed and implemented the programs for various teams.



## BRANDON IRELAND

STRENGTH and CONDITIONING ASSISTANT



Brandon Ireland is in his second season as an assistant strength and conditioning coach for the Atlanta Falcons.

A native of Atlanta, Ga., Ireland graduated from Frederick Douglass High School. In 2007, he earned a Bachelor of Science degree in Exercise & Sport from the University of Florida. In 2011, he earned a Master of Science degree in human movement from A.T. Still University.

Ireland is certified by the Collegiate Strength and Conditioning Coaches Association (CSCCa), the National Strength and Conditioning Association (NSCA), the National Academy of Sports Medicine (NASM PES & CES), and by USA Weightlifting (USAW).



Steve Scarnecchia enters his fourth season with the Atlanta Falcons as assistant to Head Coach Dan Quinn after spending the previous four years at Syracuse University. As assistant to the head coach, Scarnecchia is responsible for coordinating the Falcons meeting and practice schedules and football calendar, managing the football budget, and orchestration of team and staff events as well as providing administrative assistance to the coaching and operations staffs.

He joined the Orange football program as the video coordinator in 2011 and shifted to the director of operations in January 2013. While at Syracuse he was responsible for the day-to-day operations of the program, including the overall management of the football budget, team travel, bowl game coordination, and The Scott Shafer Football Camps. In addition, he was also responsible for game day management, the coordination and planning of team events, and special projects related to the football program.

In two years as the Syracuse video coordinator, Scarnecchia's

role included managing the entire video services department, in addition to directing the football team's social media, and online recruiting efforts. He served in a producer role in creating content for these multimedia platforms. Scarnecchia was also active in steering many of the technology decisions for the renovation of the program's state-of-the-art facility in Manley Field House.

Prior to arriving in Syracuse, Scarnecchia spent 10 years managing video operations at the college and professional levels. Scarnecchia's NFL experience includes serving as a video director and director of multimedia for several professional teams and Division I programs, as well as a season, spent abroad in a similar role with the NFL Europe. In these roles, Scarnecchia oversaw the production of all preparation materials for the coaching staff and players as they worked each week to devise a game plan for the upcoming opponent.

The son of longtime Patriots assistant coach Dante Scarnecchia, Steve Scarnecchia earned his bachelor's degree in television, radio, and film from Syracuse's S.I. Newhouse School of Public Communications while graduating cum laude in 2000.

## HEAD COACHING RECORDS

COACH	SEASONS	YEARS	W	L	T	PCT
<b>REGULAR SEASON</b>						
Norb Hecker	3	1966-68	4	26	1	.145
Norm Van Brocklin	7	1968-74	37	49	3	.433
Marion Campbell	6	1974-76, 87-89	17	51	0	.250
Pat Peppler*	1	1976	3	6	0	.333
Leeman Bennett	6	1977-82	46	41	0	.516
Dan Henning	3	1983-86	22	41	1	.352
Jim Hanifan*	1	1989	0	4	0	.000
Jerry Glanville	4	1990-93	27	37	0	.424
June Jones	3	1994-96	19	29	0	.396
Dan Reeves	7	1997-03	49	59	1	.454
Wade Phillips*	1	2003	2	1	0	.667
Jim Mora	3	2004-06	26	22	0	.542
Bobby Petrino	1	2007	3	10	0	.300
Emmitt Thomas*	1	2007	1	2	0	.333
Mike Smith	7	2008-14	66	46	0	.589
<b>Dan Quinn</b>	<b>3</b>	<b>2015-17</b>	<b>29</b>	<b>19</b>	<b>0</b>	<b>.604</b>
<b>PRESEASON</b>						
Norb Hecker	3	1966-68	4	10	1	.267
Norm Van Brocklin	7	1968-74	16	16	0	.500
Marion Campbell	6	1974-76, 87-89	9	15	0	.375
Leeman Bennett	6	1977-82	10	17	0	.370
Dan Henning	3	1983-86	7	9	0	.438
Jerry Glanville	4	1990-93	8	8	0	.500
June Jones	3	1994-96	7	6	0	.538
Dan Reeves	7	1997-03	16	13	0	.552
Jim Mora	3	2004-06	8	5	0	.615
Bobby Petrino	1	2007	3	1	0	.750
Mike Smith	7	2008-14	9	19	0	.312
<b>Dan Quinn</b>	<b>3</b>	<b>2015-17</b>	<b>5</b>	<b>7</b>	<b>0</b>	<b>.416</b>
<b>POSTSEASON</b>						
Leeman Bennett	3	1978, 1980, 1982	1	3	0	.250
Jerry Glanville	1	1991	1	1	0	.500
June Jones	1	1995	0	1	0	.000
Dan Reeves	2	1998, 2002	3	2	0	.600
Jim Mora	1	2004	1	1	0	.500
Mike Smith	4	2008, '10, '11-12	1	4	0	.200
<b>Dan Quinn</b>	<b>2</b>	<b>2016-17</b>	<b>3</b>	<b>2</b>	<b>0</b>	<b>.600</b>
<b>OPENING DAY GAMES</b>						
Norb Hecker	3	1966-68	0	3	0	.000
Norm Van Brocklin	7	1968-74	5	1	0	.833
Marion Campbell	6	1974-76, 87-89	0	5	0	.000
Leeman Bennett	6	1977-82	5	1	0	.833
Dan Henning	3	1983-86	3	1	0	.750
Jerry Glanville	4	1990-93	2	2	0	.500
June Jones	3	1994-96	1	2	0	.333
Dan Reeves	7	1997-03	3	4	0	.429
Jim Mora	3	2004-06	3	0	0	1.000
Bobby Petrino	1	2007	0	1	0	.000
Mike Smith	7	2008-14	4	3	0	.571
<b>Dan Quinn</b>	<b>3</b>	<b>2015-17</b>	<b>2</b>	<b>1</b>	<b>0</b>	<b>.666</b>

Notes: Hecker was replaced by Van Brocklin after the first three games in 1968. Van Brocklin was replaced by Campbell after the first eight games in 1974. Campbell was replaced by Peppler after the first five games in 1976. Campbell was replaced by Hanifan after the first 12 games in 1989. Reeves was replaced by Phillips for the last three games of 2003. Petrino was replaced by Thomas for the last three game of 2007. \*Denotes interim coach.



**ATLANTA FALCONS**

---


STAFF





## JOEL COLLIER

DIRECTOR OF PRO PERSONNEL



Joel Collier enters his third season with the Falcons as director of pro personnel. Collier brings more than 20 years of NFL experience to Atlanta. He joined the Falcons after spending five seasons as the assistant general manager for the Kansas City Chiefs from 2009-13. Collier helped the Chiefs complete one of the best turnarounds in NFL history as the club won the AFC West with a 10-6 record in 2010 after going 4-12 in 2009. Working in concert with Falcons Assistant General Manager Scott Pioli, Collier helped identify and select Pro Bowl players such as Eric Berry (3), Justin Houston (2), Dontari Poe, and Dexter McCcluster in the NFL Draft. He also spent time during the offseason in 2013 working with Head Coach Andy Reid, helping him draft starters T Eric Fisher and TE Travis Kelce.

Before moving to the front office with the Chiefs, Collier served as the New England Patriots secondary coach from 2006-07. In 2007, Collier helped the Patriots post the NFL's first 16-0 regular season and advance to Super Bowl XLIII. Under his leadership, CB Asante Samuel earned first his Pro Bowl selection and was a first-team All-Pro in 2007. Additionally, the Patriots ranked

fourth in total defense (288.3 yards per game) and sixth in pass defense (190.1 yards per game). He also worked as the assistant secondary coach for the team in 2005.

Collier spent 11 years with the Miami Dolphins, coaching on both sides of the ball, coaching the running backs from 1998-2004, and serving as assistant linebackers coach from 1994-97. In 2002, he coached running back Ricky Williams, who was selected to his only All-Pro team and earned his only Pro Bowl selection after he ran for 1,853 yards with 16 touchdowns. Prior to his stint in Miami, he spent three years with the Patriots, including one season as a pro scout (1993) and two years as the assistant running backs coach and receivers coach.

A New York native, Collier got his start in the NFL as an offensive assistant with the Tampa Bay Buccaneers in 1990 after spending two years as a graduate assistant at Syracuse University. He attended the University of Northern Colorado, where he played linebacker from 1984-87. Collier is the son of Joe Collier, a former Buffalo Bills head coach and defensive coordinator for the Denver Broncos and New England Patriots.



## STEVE SABO

DIRECTOR OF COLLEGE SCOUTING



Steve Sabo enters his sixth season as the Falcons director of college scouting. He spent his first two seasons with the Falcons scouting the Midwest area for the team while scouting the Southeast in 2012. Sabo came to Atlanta following 12 seasons with the Cleveland Browns in a variety of roles, including the teams pro personnel coordinator (1998-2006), director of pro personnel (2007-08) and senior director of pro personnel

(2009). In Cleveland, Sabo was responsible for scouting NFL teams while assisting with advance scouting of upcoming opponents. Prior to his tenure with the Browns, Sabo served as a pro scout with the New Orleans Saints from 1996-98. A native of Willingboro, New Jersey, Sabo is married to the former, Ursula Anderson and the two are proud parents of their daughters, Anderson and Kieran.



## NICK POLK

DIRECTOR OF FOOTBALL OPERATIONS



Nick Polk enters his 11th season as director of football operations in 2018. He spent five seasons as the club's director of football administration and enters his 16th year overall with the team. He works closely with General Manager Thomas Dimitroff on all contract proposals, negotiations, and salary cap management. Polk also helps coordinate the Falcons compliance with the NFL's Collective Bargaining Agreement and labor-related issues. Aside from his football operations duties with the Falcons, Polk was responsible for all aspects of the football operations of the Georgia Force, namely; scouting, player selection and development, coach, and player contracts. The Force won the Southern Division title, the National Conference Championship and advanced to Arena Bowl XIX in 2005. Prior to arriving in Atlanta, Polk served as the director of football operations for NFL Europe for four years where he directed all of the NFL Europe League Football Operations.

Polk's time at the League included serving on the NFL Diversity Committee, assisting in football operations at Super Bowl XXXVII


and Super Bowl XXXVIII, as well as working as an NFL instant replay communicator for two seasons. He also participated in the inaugural class of the NFL Managers Training program at the Stanford Executive Education Graduate School of Business and in the NFL's Career Development Symposium at Wharton Business school in 2014. Polk was previously head football coach at his alma mater, Lock Haven University of Pennsylvania, for four years. He earned a degree in health and physical education and went on to gain a master's degree in physical education/higher education from James Madison University. He spent five years at JMU as a graduate assistant/restricted earnings coach in the secondary, defensive line, and linebacker positions. He also served in different coaching roles at Brown University, Delaware State University, and Southern Connecticut State University.

Born in Mineola, New York and raised in Williamsport, Pennsylvania, Polk and his wife, Michelle, live in Braselton, Georgia, with their two daughters, Maddie (16) and Michaela (14).



## KARL PIERBURG

SENIOR DIRECTOR OF FOOTBALL SYSTEMS



Karl Pierburg enters his 13th season with Falcons and his fifth as the club's senior director of football systems. He spent the previous nine years as the director of football systems/special projects, designing and developing systems for the Falcons personnel department and coaching staff. Prior to arriving in Atlanta, Pierburg worked for the Chicago Bears for three seasons as IT manager for football systems. During his time in Chicago,

he handled extensive development work on coaching systems and college and pro scouting systems. Pierburg is a graduate of Illinois Wesleyan University with a double major in Mathematics and Computer Science. He was a four-year letterman in football, earning first-team honors as an offensive guard while also being named to the academic all-conference first team. Karl and his wife, Kathy, have two young daughters, Anna, and Ellie, and a young son, Jonathan.



## RODRIK DAVID

PRO SCOUT



Rodrik David enters his second season with the Falcons as a pro scout. He joined the club as a scouting intern during training camp prior to the 2015 season and was hired as a scouting assistant in February of 2016. He was promoted to pro scout prior to the 2017 season. Prior to arriving in Atlanta, he served as the linebackers coach (2014) and defensive backs coach (2015) at Case Western Reserve. David attended undergraduate at


Nebraska Wesleyan University (2006-2010) where he played football and went to graduate school at the Ohio State University (2011-2013).

As a pro scout, David is responsible for providing the coaching staff with advance scouting reports for upcoming opponents, evaluating players in each year's free agency market, and maintaining the daily waiver wire.



## REESE HICKS

PRO SCOUT




Reese Hicks is in his first season as a Pro Scout for the Falcons. Last season, he spent the year as a Scouting Assistant for the team. Before coming to Atlanta, Hicks was a Recruiting Assistant

for the University of Utah. Hicks graduated from Georgetown College with a Bachelor of Science in Business Administration/Communications.



## BOB KRONENBERG

PRO SCOUT




Bob Kronenberg begins his eighth season as a pro scout. He is responsible for providing the coaching staff with advance scouting reports for upcoming opponents, evaluating players in each year's free agency market, and maintaining the daily waiver wire. He previously served as an area scout for four seasons with the responsibility of evaluating college prospects in a regional and national capacity. Prior to joining the Falcons, Kronenberg spent seven seasons in the AFL with the Georgia Force as an

assistant coach and defensive coordinator (2003-08). Kronenberg began his collegiate career at St. Cloud State (MN) where he majored in physical education & health and was an All-America selection in football and track. Kronenberg's playing career also included four seasons in NFL Europe, three years in the CFL, two in the AFL, and training camp appearances with the Tampa Bay Buccaneers in 1993 and the Washington Redskins in 1998.



## RUSTON WEBSTER

NATIONAL SCOUT



Ruston Webster joined the Falcons as a national scout in 2016. He spent four seasons as the general manager of the Tennessee Titans and brings 28 years of NFL experience to the Falcons. As the general manager for the Titans, Webster had the opportunity to add a franchise quarterback in Marcus Mariota with the second overall pick in the 2015 NFL Draft. He also signed four-time Pro Bowl outside linebacker Brian Orakpo in the 2015 offseason, who went on to record 51 total tackles and seven sacks in his first season in Tennessee. Delanie Walker, who Webster signed in 2013, has been selected to two Pro Bowls, since signing with the Titans. In 2015, Walker posted 94 receptions for 1,088 yards that season. Webster also drafted tackle Taylor Lewan in 2014 with the 11th overall pick, who was selected to his first Pro Bowl in 2016.

Prior to Webster's arrival in Tennessee in 2010, he gained 22


years of personnel experience split between the Seattle Seahawks and the Tampa Bay Buccaneers. In his four years in Seattle, Webster was the vice president of player personnel and oversaw the day-to-day management of the pro personnel and college scouting departments. During his time in Seattle, the Seahawks won the NFC West twice (2006 & 2007). Webster spent the other 18 years with Tampa Bay in a variety of roles, including the director of player personnel (2005), director of college scouting (2001-04), director of pro personnel (1989-91), and regional college scout (1988). He was a part of the front office staff that helped build the Super Bowl XXXVII Champion Buccaneers in 2002.

Webster started his career as a college coach with stops as a graduate assistant at Southwestern Louisiana (1985), Alabama (1986), and Tulsa (1987).



## PHIL EMERY

NATIONAL SCOUT



Phil Emery joined the Falcons as a national scout in 2016. He has nearly 20 years of NFL experience as a scout and general manager. This is his second stint with Atlanta, as he served as the director of scouting for the team from 2004-2008. During that time, two of the Falcons three first-round draft picks developed into Pro Bowlers: WR Roddy White (2005) and QB Matt Ryan (2008). He also worked as an Eastern regional scout for the Falcons leading up to the 2009 draft. The Falcons made two trips to the playoffs during that time including an appearance in the 2004 NFC Championship game.

Emery was the Bears general manager from 2012-14, and in his first season with the team, he acquired wide receiver Brandon Marshall via trade during the 2012 offseason. Marshall was named to the Pro Bowl in his first two years with the Bears, setting franchise single-season records for receptions and receiving yards in his first season with the team. Emery also


produced a Pro Bowl player in each of his first two drafts as general manager of the Bears, selecting guard Kyle Long in the first round in 2013 draft and WR Alshon Jeffery in the second round in 2012. Before joining the Bears, Emery was the director of college scouting for the Kansas City Chiefs in 2009, a year after the franchise went 2-14. Two years later in 2010, the Chiefs won their first division title since 2003 with a 10-6 record. Emery got his start in the NFL as an area scout for the Bears in 1998 and spent six seasons with the team in that position. Before moving to the NFL, he was the director of strength and conditioning services and served as an Associate Professor at the U.S. Naval Academy (1991-98). Emery was named the National Strength and Conditioning Association Conference Professional of the Year in 1996.

Emery resides in Tampa, FL with his wife Beth and his daughters Kristine, Leigh Anne, and April, along with their families.



## RUSS BOLINGER

PLAYER PERSONNEL SCOUT




Russ Bolinger enters his fifth season with the Falcons after working under Billy Devaney with the St. Louis Rams. Prior to his time in St. Louis, he spent five seasons as a national scout for the Washington Redskins from 2005-09 after nine seasons with the Detroit Lions. Bolinger served as a college scout, college scouting director, college scouting coordinator, and assistant pro director in Detroit where he worked with Falcons GM Thomas Dimitroff

in 1996 and 1997. After two seasons as the Recruiting Coordinator for the University of Utah, he began his NFL scouting career as a college area scout for the Jacksonville Jaguars in 1994. Bolinger, a 10-year NFL veteran, was selected by the Detroit Lions in the third round of the 1976 NFL Draft. He played seven seasons on the offensive line in Detroit before finishing his career with the Los Angeles Rams.



## SHEPLEY HEARD

WEST REGIONAL SCOUT




Shepley Heard is entering his 14th season with the Falcons and his sixth season as a Regional Scout. After covering the East Region for three seasons, Shepley is now entering his third season as the Western Regional Scout and his primary duties are to evaluate college players at schools throughout the western half of the United States. Heard served as an Area Scout from the spring of 2008 through the 2012 season and covered a broad range of states throughout the country during that time. Prior to his move into college scouting, Shepley served as a Scouting

Assistant in the Pro Personnel department in 2005 before being promoted to the teams Pro Scout in the spring of 2006. As a Pro Scout, some of his duties included evaluating free agent players, advance scouting future opponents as well as scouting the CFL, AFL and other professional leagues. Before being hired in Atlanta, Shepley spent two seasons at Texas A&M University and held roles as a Defensive Graduate Assistant coach and Defensive Quality Control. He is originally from Muskogee, Oklahoma and played Safety at the University of Central Oklahoma from 1997 to 2001. He currently resides in Nashville, TN.



## ANTHONY ROBINSON

EASTERN REGIONAL SCOUT




Anthony Robinson begins his 11th season in the Falcons personnel department as the team's Eastern Regional scout. He will be responsible for evaluating players on the eastern half of the country. He served as the team's southeast area scout prior. Robinson spent his first three seasons as a Scouting Assistant. Prior to arriving in Atlanta, Robinson worked with BLESTO Scouting as a Scouting Assistant intern from (2007-08), an

undergraduate assistant coach (wide receivers) at Florida State University (2005-07) and in the Baltimore Ravens player personnel department as an intern in 2006. He is a native of Tallahassee, FL, where he lettered four years in football and track at Godby High School. Robinson played running back at Morgan State University before transferring to Florida State University and earning his bachelor's degree in Sports Management in 2006.



## MICHAEL ROSS

SOUTHWEST REGIONAL SCOUT




Michael Ross embarks on his 10th season with the Falcons player personnel department in 2018. He has been responsible for scouting colleges in the Southwest for the last two seasons after spending the 2015 season in the Midwest region. In 2014, Ross split his time between college and pro scouting, covering the Northeast region as well as all professional leagues. He also provided the coaching staff with advance scouting reports for upcoming opponents, evaluating players in the free agency

market, and maintaining the daily waiver wire. Ross previously spent two seasons as an area scout, scouting players in the Midwest (2013) and Northeast (2012) after working as a scouting assistant (2011). He spent his first two seasons with the club as a seasonal personnel assistant in 2010 and 2009. He joined the Falcons as a training camp intern in the player personnel department in 2008. He is a native of Cazenovia, NY and attended Syracuse University where he earned his bachelor's degree in 2008. He resides in Atlanta, GA.



## TOKUNBO ABANIKANDA

AREA SCOUT



Tokunbo Abanikanda begins his seventh season with the Falcons and sixth as an area scout responsible for the Southeast region of the country. He spent his first year serving as a scouting assistant, where he handled various logistical aspects of the scouting department for college all-star games, the NFL Combine and college visits. In addition, Tokunbo was responsible for

incoming and outgoing players regarding travel accommodations and scheduling, as well as producing tapes for draft-eligible collegiate prospects and NFL players. He is a native of Marietta, Georgia and played for the University of Southern Mississippi from 2005-08 and graduated with a Business Administration degree.



## SAE WOON JO

AREA SCOUT




Sae Woon Jo begins his seventh season with the Falcons and sixth as an area scout responsible for scouting college players in the West region of the country. He spent his first season as the college scouting coordinator where his duties included day-to-day operations of the scouting department, coordinating college visit logistics for the Falcons' Personnel Department, draft board preparations, "Point of Attack" tapes and evaluations of college and pro players. Prior to arriving in Atlanta, Jo spent nine seasons

coaching the defensive line and linebackers at Occidental College (2003-2012), and one season in the AFL with the Los Angeles Avengers as a defensive assistant coach (2004). He is a native of Pasadena, CA and attended the University of California-San Diego, where he earned his bachelor's degree in Communications in 2003. Sae Woon and his wife Christine (Kim) currently reside in Riverside, CA with their daughter Finley and dog Jasper.



## PENIEL JEAN

SCOUTING ASSISTANT




Peniel Jean is entering his second season with the Atlanta Falcons as a Scouting Assistant. Before joining the Falcons, Jean worked in Player Development for Rutgers University. Jean

played defensive back for the University of Wisconsin and graduated from the school with a Bachelor's Degree in Consumer Sciences.



## RICHARD SANDERS

SCOUTING ASSISTANT



Richard Sanders is currently in his second year as a Scouting Assistant with the Atlanta Falcons. Sanders spent a very brief time as the Player Development Coordinator and Assistant Director of Recruiting for the Eastern Kentucky University football program.

Before ECU Sanders was a Recruiting/Personnel Assistant with the Volunteers football program for 3 years. He graduated with a

Double Masters (Sports Management & Sports Psychology) from the University of Tennessee. He received his undergraduate degree from the University of Cincinnati studying Sports Administration with a minor in Business Administration.

Sanders is also a military veteran, as he was a US Coast Guard Serviceman, and member of the Department of Homeland Security.



## KIRSTEN GROHS

SCOUTING COORDINATOR








## BRIAN BOIGNER

EQUIPMENT MANAGER




The 2017 campaign marks the 22nd season for Brian Boigner as Atlanta's Equipment Manager. He is responsible for properly outfitting players with the safest and most advanced protective equipment and footwear, as well as ordering and organizing the team's inventory of apparel and equipment. Boigner also serves as the team's liaison with the NFL's official uniform and apparel provider, Nike. Since 2008, he has been a member of the NFL

Equipment Managers Subcommittee, NFL helmet safety group and the foot and ankle committee. Prior to joining the Falcons, Boigner spent five years as the assistant equipment manager for the New York Giants. He also served as the assistant equipment manager for the New York/New Jersey Knights of the World League of American Football (1991-92). Boigner has two sons, Bryce, and Daxton, and a daughter, Sarah. Boigner and his wife, Tema, reside in the city of Atlanta.



## JIMMY HAY

ASSISTANT EQUIPMENT MANAGER



Jimmy Hay has been a fixture around the Falcons locker room since he served as a ball boy when he was just 12 years old. Hay's experience in the equipment room started in 1990 as he helped out after school each day. He served as an intern with the department in 1995 and was hired full time in 1997. During the

spring of 1996 and 1997, he worked in NFL Europe as an assistant equipment manager with the Frankfurt Galaxy and as the equipment manager of the Amsterdam Admirals. A Georgia native, Hay was an all-county selection as a third baseman for the North Gwinnett High School baseball team. He and his wife, Heidi, reside in Sugar Hill, Georgia with sons, Mike and Jake.



## KENNY OSUWAH

ASSISTANT EQUIPMENT MANAGER



Kenny Osuwah enters his ninth season with the Falcons as an assistant equipment manager. Some of Osuwah's responsibilities include the upkeep of Atlanta's uniforms, helmets, and shoulder pads, maintaining the team's equipment and sideline apparel, assisting in the transportation of equipment and uniforms and working with the coaching staff to facilitate practice drills. Osuwah holds three previous years of experience in the NFL, including training camp internships with the Falcons (2009), San


Francisco 49ers (2007) and the Super Bowl XLI Champion Indianapolis Colts (2006). He is a graduate of Fort Hays State University where he graduated with a B.S. in Accounting and Information Systems and a B.S. in Economics and Finance. In 2012, he earned his Masters in Business Administration from Liberty University. Osuwah was born in Paris, France and was raised in Nigeria. He currently lives in Georgia with his wife, Tierra and their twins - Kenneth Jr. and Kennedy.





## JOSEPH GALIOTO

EQUIPMENT ASSISTANT




Joseph Galioto is entering his first season with the Atlanta Falcons as the team's equipment assistant. He is responsible for all practice field equipment, set up/break down, all special teams drills, and assisting in the day to day duties of the equipment room. He also helps assist in the Intern Program, and in properly fitting players in protective equipment. Before joining the

Falcons, Galioto spent four years as an equipment assistant for the University of Florida's football team. He spent the 2013-14 season as an intern with the Miami Dolphins equipment staff. Galioto got his bachelor's degree from the University of Florida, where he received a Bachelor's degree in Sports Management. He is originally from West Palm Beach, Florida.



## MIKE CREWS

VIDEO DIRECTOR



Mike Crews enters his 19<sup>th</sup> season as the team's Video Director and 21st year with the Falcons after working at Georgia Tech. He and his staff put into motion Atlanta's weekly game plan by filming each game and practice then editing it for players and coaches to review. Crews also breaks down the opponents' weekly game film for the team to analyze and is responsible for

overseeing both the college and pro digital video systems. He also does game analysis that includes creating a database as well as the developing of reports for the coaching staff. A native of Decatur, Georgia, he received his Management degree with a minor in Marketing from Georgia Tech in 1996. He and his wife, Jennifer, and their son, Bailey, as well as daughters, Kelsey and Caitlyn, live in Braselton, Georgia.



## PHIL TIEMANN

VIDEO ASSISTANT



Phillip Tiemann begins his 14th season in the Falcons video department as an assistant. He is responsible for recording practices and games and then distributing digital video to the coaching staff and front office personnel for review. His

experience includes stints as an intern with the Falcons in 2005 and with the University of Arkansas as a student assistant in 2004. Tiemann earned his degree in Broadcast Journalism from the University of Arkansas. He and his wife have a daughter and a son and live in Duluth, Georgia.



## TYLER SULLIVAN

VIDEO ASSISTANT



Tyler Sullivan enters his fifth season as a video assistant with the Falcons. His responsibilities include recording practices and games and then distributing digital video to the coaching staff and front office personnel for review. Sullivan's experience

includes time at the University of Georgia when he served as a student assistant in the Bulldogs' video department. He earned his degree in Journalism and a minor in Communication Studies from the University of Georgia.




## TODD NIELSON

FOOTBALL RESEARCH and DEVELOPMENT



## JUSTIN SCHAAF

DIRECTOR OF STRATEGIC INITIATIVES



Justin SchAAF enters his first season with the Atlanta Falcons as the Director of Strategic Initiatives after serving six years on active duty in the United States Army. As the Director of Strategic Initiatives, SchAAF is responsible for translating and disseminating to the staff the ideas of General Manager Thomas Dimitroff. SchAAF works closely with directors and support staff within the Falcons organization to help create the most efficient and effective results in support of the team's overall mission.

While on active duty, SchAAF served as an Airborne Ranger qualified Field Artillery Officer and attained the rank of Captain. His initial assignments included roles as a Troop Fire Support Officer and Platoon Leader at Fort Benning, Georgia. Following his graduation from the Maneuver Captain's Career Course, SchAAF deployed with the 1st Infantry Division Artillery in Fort Riley, Kansas to Iraq in October 2016. While in Iraq, SchAAF served as a Division Fire Support Officer in support of Operation

Inherent Resolve, where he coordinated and integrated over 5,000 successful U.S. and Coalition kinetic strikes in support of Iraqi forces fight against ISIS in the Battle of Mosul.

Prior to his commissioning as an officer in the United States Army, SchAAF earned three varsity letters at the United States Military Academy, where he was an experienced member of the Black Knights' linebacking corps and a key contributor on special teams. Following graduation from West Point, he spent time as a graduate assistant football coach at the United States Military Academy Preparatory School where he worked with the defensive line and linebackers. SchAAF also worked as a defensive assistant at Central High School in Phenix City, Alabama during the 2015 season while stationed at Fort Benning, Georgia.

Justin SchAAF is originally from Erie, Pennsylvania and earned his bachelor of science degree in American Legal Studies from the United States Military Academy at West Point in 2012.



## CHASE FALIVENE

MANAGER, FOOTBALL ADMINISTRATION



Chase Falivene is entering his 11th season with the team. As Manager of Football Administration, Falivene is responsible for administration of player contracts and salary cap research &

analysis for the team. He graduated from The Ohio State University with a bachelor's degree in Political Science and Business.



## SARAH HOGAN

EXECUTIVE ASSISTANT TO THE HEAD COACH





## LAURA MOORE

EXECUTIVE ASSISTANT TO THE GENERAL  
MANAGER




## JESSICA DIETRICH

FOOTBALL SYSTEMS LEAD DEVELOPER



## JOHN TAORMINA


FOOTBALL DATA ANALYST





## MARTY LAUZON

DIRECTOR OF SPORTS MEDICINE &  
PERFORMANCE




Marty Lauzon enters his ninth season with the Falcons and his sixth season as director of sports medicine and performance. He spent the previous four seasons as the Falcons head athletic trainer and brings 22 years of experience in athletic training to the team. Lauzon will be responsible for handling all aspects of the club's athletic training department. In 2009, he spent a year as the director of sports rehabilitation for NovaCare-NE Ohio.

Lauzon spent 10 seasons with the Cleveland Browns, serving from 2005-08 as the team's Head Athletic Trainer. Lauzon is a certified athletic trainer and is a graduate of the University of Ottawa Physical Therapy School. He also holds the distinction of being a certified specialist in sports physical therapy through the American Physical Therapy Association. In 1992, Lauzon began his career as an intern with the Montreal Machine of the WFLA before moving on to Ottawa of the CFL.



## DANNY LONG

ASSISTANT ATHLETIC TRAINER




Danny Long embarks on his ninth year as an assistant athletic trainer for the Falcons. Long provides support for Director of Sports Medicine and Performance, Marty Lauzon, and assists in the daily care of players, treatment, and rehabilitation. Long was a member of the Cleveland Browns staff from 2005-09. Long started as a summer intern in '05 before being hired full-time as an assistant. Along with the daily care for players, he assisted in

rehabilitation, treatment, and the hiring of training camp interns. Before joining the Browns staff, Long attended the Master's program at Auburn University (2003-05) and served as a graduate assistant. From 2001-02, Long was a summer intern for the Falcons training staff before making his first stop in Cleveland. He attended the University of South Carolina as an undergraduate and earned his degree in Science Physical Education with a minor in Athletic Training.



## ARI COWEN

ASSISTANT ATHLETIC TRAINER



Ari Cowen is entering his second season with the Atlanta Falcons; his first as an assistant athletic trainer after serving as a seasonal intern in 2017. He graduated with an undergraduate degree from Penn State University (2014) where he worked with

the football program and spent the 2013 summer as an intern with the Chicago Bears. Following his undergraduate degree, Cowen completed his Master's Degree at the University of South Carolina (2017) where he served as a graduate assistant for the football team.



## BRIAN CEARNS

DIRECTOR OF FOOTBALL COMMUNICATIONS



Brian Cearn is entering his 13th season with the Falcons and his fourth as director of football communications. Cearn has utilized his skill-set to handle a wide variety of responsibilities for the Falcons football communications department throughout the years. During the season, he formulates the weekly media schedule for the department and provides media support for General Manager Thomas Dimitroff, Head Coach Dan Quinn, quarterback Matt Ryan, other members of coaching staff and players. He serves as the primary media contact for the opposing team and the broadcasting network in addition to overseeing the distribution of home game credentials.

His weekly duties also include coordinating the open locker room period, as well as head coach and players' weekly conference calls and network production meetings. In addition, Cearn serves as the point person for all incoming national media requests. He also produces talking and messaging points for Dimitroff, Quinn, players and the coaching staff. Cearn also monitors all media availability to ensure that NFL guidelines are observed.

Beginning with the Falcons in 2006, Cearn also served as the Football Communications contact for Arthur Blank's Arena Football team (Georgia Force). He is a 2005 graduate of Kennesaw State University where he earned a Bachelor of Science Degree in Sport Management.




## MATT HALEY

MANAGER OF FOOTBALL COMMUNICATIONS



## CURTIS JACKSON III

FOOTBALL COMMUNICATIONS COORDINATOR



## GABY MORAN

FOOTBALL COMMUNICATIONS SPECIALIST





# ATLANTA FALCONS

---

PLAYERS




23

ROBERT ALFORD

CORNERBACK

(6TH YEAR WITH FALCONS)



HOMETOWN: HAMMOND, LA

COLLEGE: SOUTHEASTERN LOUISIANA

BIRTHDATE:

11/01/88

HEIGHT:

5'10"

WEIGHT:

186

NFL EXP:

6 YRS

ACQUIRED:

02 '13

## 2017 (FALCONS)

- » Tallied 66 total tackles (57 solo) with 20 passes defended, and one interception in 2017.
- » Notched 11 tackles and three passes defended in two postseason games.

## CAREER

- » In five NFL seasons, has seen action in 73 games with 61 starts while tallying 253 tackles (209 solo) with 10 interceptions, one forced fumble, two fumble recoveries, two defensive touchdowns, and 74 passes defended.
- » Started all 16 games at cornerback while totaling 58 tackles (49 solo) with two interceptions, one touchdown, and a career-best 19 passes defended in 2016.
- » Scored the third touchdown of his career on an 82-yard pick-six in Super Bowl LI - the second-longest interception return touchdown in Super Bowl history.
- » Sealed Atlanta's 48-33 win over Carolina (10/2/16) with two interceptions in the final two minutes. Notched his second career pick-six with a 30-yard INT return touchdown and recorded his third career multi-interception game.
- » Started 15 games in 2015 and totaled 50 tackles (42 solo) with two interceptions and a team-high 15 passes defended. Scored his first career touchdown on a 59-yard INT return against Washington.
- » Started ten games and recorded 36 total tackles (25 solo), three interceptions and 11 pass deflections, before being placed on Injured-Reserve in 2014. Recorded two interceptions, the first multi-interception game of his career, along with two solo tackles and two pass deflections at Baltimore (10/19).
- » Played in all 16 games with four starts during his rookie season in 2013. Tallied 43 tackles (36 solo) with seven passes defended, two interceptions, and one fumble recovery.

## COLLEGE

- » Started 31-of-32 games at Southeastern Louisiana, recording 137 tackles (110 solo) with 20 passes

defended, 10 interceptions, six tackles for loss, three fumble recoveries and one forced fumble.

- » In 2012, was named the NCAA Football Championship Subdivision National Defensive Player of the Year by the College Sports Journal and added FCS All American honors from the NFL Draft Report and the Sports Network.

- » Also added first-team All-Southland Conference honors and was named a finalist for the Buck Buchanan Award in 2012.

In 2011, received second-team All-Southland Conference honors after starting all 11 games and notching 52 tackles (44 solo), seven passes defended, five interceptions, one forced fumble and one fumble recovery.

- » His five interceptions in 2011 tied Billy Ladner (1961), Duriel Adams (2005) and Steve Keller (1969) for eighth on the school's all-time single-season list.
- » Prior to redshirting the 2010 season, started nine of the 10 games he appeared in as a sophomore in 2009. Finished the season with 46 tackles (31 solo), five passes defended, two fumble recoveries, and one interception.

## PERSONAL

- » Attended Hammond (La.) High School where he earned All-District 7-5A first-team honors after catching 10 touchdown passes as a senior.
- » Also ran track, taking second in 400-meters at the 2007 Louisiana High School Athletic Association Track and Field Championships.
- » His older brother, Fred Booker, was a cornerback at Louisiana State and played in the Arena Football League and NFL Europe before suiting up for 12 games with the New Orleans Saints in 2005.
- » His other older brother, Duke Adams, was a safety for the Southeastern Louisiana Lions from 2003-06 and earned All-Southland Conference recognition as a junior
- » Became the first player from Southeastern Louisiana University to play in the Senior Bowl in over 40 years. Son of Robert Cox and Gloria Bridgewater.

## TRANSACTIONS

- » Selected as a second round (60th overall) draft choice by Atlanta in 2013.

## ROBERT ALFORD - NFL REGULAR SEASON STATISTICS

		TACKLES										INTERCEPTIONS						FUMBLES						ST				MISC			
DATE	TEAM	GP	GS	TK	S	A	TFL	YDS	SK	YDS	QBH	NO	YDS	LG	TD	PD	FF	FR	YDS	TK	S	A	FF	FR	S	A	FF	FR	S	A	
2017	Falcons	16	16	65	58	7	0	0	0.0	0.0	0	1	0	0	0	20	0	0	0	3	2	1	0	0	0	0	0	0	0	0	0
2016	Falcons	16	16	59	50	9	1	9	0.0	0.0	0	2	34	30t	1	19	0	0	0	2	0	2	0	0	0	0	0	0	0	0	0
2015	Falcons	15	15	50	42	8	1	2	0.0	0.0	0	2	76	59t	1	15	0	1	0	3	3	0	0	0	0	0	0	0	0	0	0
2014	Falcons	10	10	29	23	6	2	4	0.0	0.0	0	3	21	21	0	12	0	0	0	2	1	1	0	0	0	0	0	0	0	0	0
2013	Falcons	16	4	38	27	11	0	0	0.0	0.0	1	2	0	0	0	8	1	1	-5	2	1	1	0	0	0	0	0	0	0	0	0
NFL TOTALS		73	61	241	200	41	4	15	0.0	0.0	1	10	131	59t	2	74	1	2	-5	12	7	5	0	0	0	0	0	0	0	0	0

## ROBERT ALFORD - NFL POSTSEASON STATISTICS

		TACKLES										INTERCEPTIONS					FUMBLES					ST				MISC			
DATE	TEAM	GP	GS	TK	S	A	TFL	YDS	SK	YDS	QBH	NO	YDS	LG	TD	PD	FF	FR	YDS	TK	S	A	FF	FR	S	A			
2017	Falcons	2	2	11	10	1	0	0	0.0	0.0	0	0	0	0	3	0	0	0	0	0	0	0	0	0	0	0	0	0	0
2016	Falcons	3	3	19	17	2	0	0	0.0	0.0	0	1	82	82t	1	6	0	1	0	2	2	0	0	0	0	0	0	0	0
NFL TOTALS		5	5	30	27	3	0	0	0.0	0.0	0	1	82	82t	1	9	0	1	0	2	2	0	0	0	0	0	0	0	0

### SINGLE-GAME HIGHS - DEFENSIVE

**Total Tackles** 9 at Seattle Seahawks, Nov 20, 2017  
9 at Tampa Bay Buccaneers, Nov 09, 2014  
...1 more at 9.

**Passes Defensed** 4 vs. Carolina Panthers, Dec 31, 2017  
3 at Seattle Seahawks, Nov 20, 2017  
3 at Carolina Panthers, Nov 05, 2017  
...4 more at 3.

**Forced Fumbles** 1 vs. Carolina Panthers, Dec 29, 2013

**Fumble Recoveries** 1 vs. New Orleans Saints, Jan 03, 2016  
1 at Buffalo Bills, Dec 01, 2013

**Tackles For Loss** 1 vs. San Francisco 49ers, Dec 18, 2016  
1 vs. Tampa Bay Buccaneers, Nov 01, 2015  
...2 more at 1.

**Interceptions** 2 vs. Carolina Panthers, Oct 02, 2016  
2 vs. Washington Redskins, Oct 11, 2015  
...1 more at 2.

**Interception Return Yards** 76 vs. Washington Redskins, Oct 11, 2015  
34 vs. Carolina Panthers, Oct 02, 2016  
21 at Baltimore Ravens, Oct 19, 2014

**Special Teams Tackles** 1 vs. New Orleans Saints, Dec 07, 2017  
1 at Seattle Seahawks, Nov 20, 2017  
...10 more at 1.

### SINGLE-GAME HIGHS - POSTSEASON: DEFENSIVE

**Total Tackles** 11 vs. New England Patriots, Feb 05, 2017  
8 at Philadelphia Eagles, Jan 13, 2018  
5 vs. Green Bay Packers, Jan 22, 2017  
3 at Los Angeles Rams, Jan 06, 2018  
3 vs. New England Patriots, Feb 05, 2017  
...1 more at 3.

**Fumble Recoveries** 1 vs. New England Patriots, Feb 05, 2017

**Interceptions** 1 vs. New England Patriots, Feb 05, 2017

**Interception Return Yards** 82 vs. New England Patriots, Feb 05, 2017

**Special Teams Tackles** 2 vs. Seattle Seahawks, Jan 14, 2017

## 2017 GAME-BY-GAME REGULAR SEASON STATISTICS (FALCONS)

		TACKLES								INTERCEPTIONS						FUMBLES			ST				MISC			
DATE	OPPONENT	TK	S	A	SK	YDS	TFL	YDS	QBH	NO	YDS	LG	TD	PD	FF	FR	YDS	TK	S	A	FF	FR	S	A	W/L	SCORE
09/10	at Bears	S	3	3	0	0.0	0.0	0	0	0	0	0	0	3	0	0	0	0	0	0	0	0	0	0	W	23-17
09/17	PACKERS	S	8	7	1	0.0	0.0	0	0	0	0	0	0	0	0	0	0	0	0	0	0	0	0	0	W	34-23
09/24	at Lions	S	6	6	0	0.0	0.0	0	0	0	0	0	0	2	0	0	0	0	0	0	0	0	0	0	W	30-26
10/01	BILLS	S	2	2	0	0.0	0.0	0	0	0	0	0	0	0	0	0	0	0	1	1	0	0	0	0	L	17-23
10/15	DOLPHINS	S	3	1	2	0.0	0.0	0	0	0	0	0	0	1	0	0	0	0	0	0	0	0	0	0	L	17-20
10/22	at Patriots	S	3	3	0	0.0	0.0	0	0	0	0	0	0	0	0	0	0	0	0	0	0	0	0	0	L	7-23
10/29	at Jets	S	3	3	0	0.0	0.0	0	0	0	0	0	0	1	0	0	0	0	0	0	0	0	0	0	W	25-20
11/05	at Panthers	S	3	2	1	0.0	0.0	0	0	0	0	0	0	3	0	0	0	0	0	0	0	0	0	0	L	17-20
11/12	COWBOYS	S	1	1	0	0.0	0.0	0	0	0	0	0	0	1	0	0	0	0	0	0	0	0	0	0	W	27-7
11/20	at Seahawks	S	9	7	2	0.0	0.0	0	0	0	0	0	0	3	0	0	0	1	0	1	0	0	0	0	W	34-31
11/26	BUCCANEERS	S	7	7	0	0.0	0.0	0	0	0	0	0	0	0	0	0	0	0	0	0	0	0	0	0	W	34-20
12/03	VIKINGS	S	2	2	0	0.0	0.0	0	0	0	0	0	0	1	0	0	0	0	0	0	0	0	0	0	L	9-14
12/07	SAINTS	S	4	3	1	0.0	0.0	0	0	0	0	0	0	0	0	0	0	1	1	0	0	0	0	0	W	20-17
12/18	at Buccaneers	S	6	6	0	0.0	0.0	0	0	0	0	0	0	1	0	0	0	0	0	0	0	0	0	0	W	24-21
12/24	at Saints	S	3	3	0	0.0	0.0	0	0	0	0	0	0	0	0	0	0	0	0	0	0	0	0	0	L	13-23
12/31	PANTHERS	S	2	2	0	0.0	0.0	0	0	1	0	0	0	4	0	0	0	0	0	0	0	0	0	0	W	22-10
2017 TOTALS		16-16	65	58	7	0.0	0.0	0	0	0	1	0	0	0	20	0	0	0	3	2	1	0	0	0	0	10-6



## 2016 GAME-BY-GAME REGULAR SEASON STATISTICS (FALCONS)

		TACKLES								INTERCEPTIONS					FUMBLES			ST				MISC				
DATE	OPPONENT	TK	S	A	SK	YDS	TFL	YDS	QBH	NO	YDS	LG	TD	PD	FF	FR	YDS	TK	S	A	FF	FR	S	A	W/L	SCORE
09/11	BUCCANEERS	S	5	2	3	0.0	0.0	0	0	0	0	0	0	2	0	0	0	0	0	0	0	0	0	0	L	24-31
09/18	at Raiders	S	5	5	0	0.0	0.0	0	0	0	0	0	0	0	0	0	0	0	0	0	0	0	0	0	W	35-28
09/26	at Saints	S	8	7	1	0.0	0.0	0	0	0	0	0	0	1	0	0	0	0	0	0	0	0	0	0	W	45-32
10/02	PANTHERS	S	3	3	0	0.0	0.0	0	0	0	2	34	30	1	3	0	0	0	0	0	0	0	0	0	W	48-33
10/09	at Broncos	S	2	2	0	0.0	0.0	0	0	0	0	0	0	0	0	0	0	0	0	0	0	0	0	0	W	23-16
10/16	at Seahawks	S	3	3	0	0.0	0.0	0	0	0	0	0	0	1	0	0	0	0	0	0	0	0	0	0	L	24-26
10/23	CHARGERS	S	6	4	2	0.0	0.0	0	0	0	0	0	0	2	0	0	0	0	0	0	0	0	0	0	L	30-33+
10/30	PACKERS	S	5	5	0	0.0	0.0	0	0	0	0	0	0	1	0	0	0	0	0	0	0	0	0	0	W	33-32
11/03	at Buccaneers	S	4	4	0	0.0	0.0	0	0	0	0	0	0	0	0	0	0	0	0	0	0	0	0	0	W	43-28
11/13	at Eagles	S	2	2	0	0.0	0.0	0	0	0	0	0	0	0	0	0	0	0	0	0	0	0	0	0	L	15-24
11/27	CARDINALS	S	2	2	0	0.0	0.0	0	0	0	0	0	0	2	0	0	0	0	0	0	0	0	0	0	W	38-19
12/04	CHIEFS	S	2	2	0	0.0	0.0	0	0	0	0	0	0	0	0	0	0	0	0	0	0	0	0	0	L	28-29
12/11	at Rams	S	1	0	1	0.0	0.0	0	0	0	0	0	0	3	0	0	0	0	0	0	0	0	0	0	W	42-14
12/18	49ERS	S	6	4	2	0.0	0.0	1	9	0	0	0	0	1	0	0	0	1	0	1	0	0	0	0	W	41-13
12/24	at Panthers	S	2	2	0	0.0	0.0	0	0	0	0	0	0	2	0	0	0	1	0	1	0	0	0	0	W	33-16
01/01	SAINTS	S	3	3	0	0.0	0.0	0	0	0	0	0	0	1	0	0	0	0	0	0	0	0	0	0	W	38-32
2016 TOTALS		16-16	59	50	9	0.0	0.0	1	9	0	2	34	30t	1	19	0	0	0	2	0	2	0	0	0	0	11-5

+ - Overtime

## 2017 GAME-BY-GAME POSTSEASON STATISTICS (FALCONS)

		TACKLES							INTERCEPTIONS					FUMBLES			ST					MISC					
DATE	OPPONENT	TK	S	A	SK	YDS	TFL	YDS	QBH	NO	YDS	LG	TD	PD	FF	FR	YDS	TK	S	A	FF	FR	S	A	W/L	SCORE	
01/06	at Rams	S	3	3	0	0.0	0.0	0	0	0	0	0	0	3	0	0	0	0	0	0	0	0	0	0	0	W	26-13
01/13	at Eagles	S	8	7	1	0.0	0.0	0	0	0	0	0	0	0	0	0	0	0	0	0	0	0	0	0	0	L	10-15
2017 TOTALS		2-2	11	10	1	0.0	0.0	0	0	0	0	0	0	3	0	0	0	0	0	0	0	0	0	0	0	0	1-1

## 2016 GAME-BY-GAME POSTSEASON STATISTICS (FALCONS)

			TACKLES							INTERCEPTIONS					FUMBLES			ST				MISC					
DATE	OPPONENT		TK	S	A	SK	YDS	TFL	YDS	QBH	NO	YDS	LG	TD	PD	FF	FR	YDS	TK	S	A	FF	FR	S	A	W/L	SCORE
01/14	SEAHAWKS	S	3	3	0	0.0	0.0	0	0	0	0	0	0	0	0	0	0	0	2	2	0	0	0	0	0	W	36-20
01/22	PACKERS	S	5	5	0	0.0	0.0	0	0	0	0	0	0	0	3	0	0	0	0	0	0	0	0	0	0	W	44-21
02/05	PATRIOTS	S	11	9	2	0.0	0.0	0	0	0	1	82	82	1	3	0	1	0	0	0	0	0	0	0	0	L	28-34+
2016 TOTALS			3-3	19	17	2	0.0	0.0	0	0	0	1	82	82t	1	6	0	1	0	2	2	0	0	0	0	0	2-1

+ - Overtime

37

RICARDO ALLEN

SAFETY

(4TH YEAR WITH FALCONS)



HOMETOWN: DAYTONA BEACH, FL

COLLEGE: PURDUE

BIRTHDATE: 12 / 18 / 91

HEIGHT: 5'9"

WEIGHT: 186

NFL EXP: 4 YRS

ACQUIRED: DSA '14

2017 (FALCONS)

- » Posted 54 tackles (38 solo) with one interception, one tackle for loss, and one pass defense while starting 15 games at safety.
- » Notched five tackles and one forced fumble in two postseason games.

CAREER

- » In three seasons, has played in 47 games with 46 starts while totaling 212 tackles, one sack, six interceptions, one forced fumble and nine passes defended.
- » Started all 16 games at safety, totaling 90 tackles (61 solo) with two interceptions and three passes defended in 2017.
- » Notched 14 tackles (six solo) with two interceptions during the postseason in Atlanta's run to Super Bowl LI.
- » Made the switch from cornerback to safety during the 2015 offseason. Played in 15 games with 14 starts in his first year on the active roster.
- » Played in 15 games with 14 starts in 2015. Totaled 68 tackles (59 solo) with three interceptions, one sack, one fumble recovery, and five passes defended.
- » Made his first NFL start vs. Philadelphia (9/14). Recorded seven tackles (five solo) and grabbed his first career interception, picking off QB Sam Bradford with 1:17 remaining in the game to secure a 26-24 Falcons win.
- » Spent the 2014 season as a member of the Falcons practice squad.

COLLEGE

- » Earned All-Big 10 honors all four years at Purdue and finished his career as the Boilermakers' record holder with four interception returns for touchdowns, 13 interceptions and 263 total tackles.
- » Led the Boilermakers with six interceptions during his senior season in 2013 while adding 53 tackles (42 solo), with four tackles for loss, and 12 passes defended.
- » Started 11 games as a junior in 2012, earning All-Big 10 honors after posting 46 tackles, (43 solo), four tackles for loss, one sack, one interception, four passes broken up, and one forced fumble.
- » Tallied 81 total tackles (62 solo), three tackles for loss, and a team-high three interceptions as a sophomore in 2011.
- » Started 12 games as a true freshman, earning second-team Freshman All-America honors from Scout.com and was named a second-team All-Big 10 selection. Tied for third on the team with 83 total tackles (56 solo), 3.5 tackles for loss, one sack, and a team-high three interceptions during his first season at Purdue in 2010.
- » Returned a pair of interceptions for touchdowns as a freshman in games, vs. Michigan (94 yards) and at No. 11 Michigan State (35 yards), while leading the Big 10 Conference with 129 total interception return yards.

PERSONAL

- » Attended Mainland (Daytona Beach, Fla.) High School where he was a first-team Daytona Beach News Journal All-Area selection as senior after posting 64 tackles and two interceptions. Also played soccer and participated in track and field.
- » Majored in general health sciences at Purdue. Is a student of football as he enjoys training, studying film, and lifting weights.

TRANSACTIONS

- » Selected as a fifth-round (147th overall) draft choice by Atlanta in 2014.
- Agreed to terms on a three-year contract extension on August 6, 2018

RICARDO ALLEN - NFL REGULAR SEASON STATISTICS																											
		TACKLES										INTERCEPTIONS						FUMBLES				ST				MISC	
DATE	TEAM	GP	GS	TK	S	A	TFL	YDS	SK	YDS	QBH	NO	YDS	LG	TD	PD	FF	FR	YDS	TK	S	A	FF	FR	S	A	
2017	Falcons	15	15	54	38	16	1	2	0.0	0.0	0	1	4	4	0	2	0	0	0	0	0	0	0	0	0	0	0
2016	Falcons	16	16	90	61	29	0	0	0.0	0.0	0	2	3	3	0	3	0	0	0	0	0	0	0	0	0	0	0
2015	Falcons	15	14	68	59	9	0	0	1.0	0.0	1	3	13	13	0	5	0	1	0	1	1	0	0	0	0	0	0
2014	Falcons	0	0	0	0	0	0	0	0.0	0.0	0	0	0	0	0	0	0	0	0	0	0	0	0	0	0	0	0
NFL TOTALS		46	45	212	158	54	1	2	1.0	0.0	1	6	20	13	0	10	0	1	0	1	1	0	0	0	0	0	0

# RICARDO ALLEN - NFL POSTSEASON STATISTICS

TACKLES														INTERCEPTIONS					FUMBLES					ST				MISC		
DATE	TEAM	GP	GS	TK	S	A	TFL	YDS	SK	YDS	QBH	NO	YDS	LG	TD	PD	FF	FR	YDS	TK	S	A	FF	FR	S	A				
2017	Falcons	2	2	5	5	0	0	0	0.0	0.0	0	0	0	0	0	0	1	0	0	0	0	0	0	0	0	0				
2016	Falcons	3	3	14	6	8	0	0	0.0	0.0	0	2	45	45	0	2	0	0	0	0	0	0	0	0	0	0				
NFL TOTALS		5	5	19	11	8	0	0	0.0	0.0	0	2	45	45	0	2	1	0	0	0	0	0	0	0	0	0				

## SINGLE-GAME HIGHS: DEFENSIVE

<b>Total Tackles</b>	10 vs. Minnesota Vikings, Dec 03, 2017	<b>Tackles For Loss Interceptions</b>	1 vs. Minnesota Vikings, Dec 03, 2017
	8 vs. Kansas City Chiefs, Dec 04, 2016		1 vs. Carolina Panthers, Dec 31, 2017
	8 vs. Los Angeles Chargers, Oct 23, 2016		1 at Los Angeles Rams, Dec 11, 2016
...1 more at 8.		...4 more at 1.	
<b>Sacks</b>	1.0 vs. Tampa Bay Buccaneers, Nov 01, 2015	<b>Interception Return Yards</b>	13 vs. Indianapolis Colts, Nov 22, 2015
<b>Passes Defensed</b>	1 vs. Carolina Panthers, Dec 31, 2017		4 vs. Carolina Panthers, Dec 31, 2017
	1 vs. Tampa Bay Buccaneers, Nov 26, 2017		3 at Los Angeles Rams, Dec 11, 2016
...8 more at 1.		<b>Special Teams Tackles</b>	1 at New Orleans Saints, Oct 15, 2015
<b>Fumble Recoveries</b>	1 at Tampa Bay Buccaneers, Dec 06, 2015		

## SINGLE-GAME HIGHS - POSTSEASON: DEFENSIVE

<b>Total Tackles</b>	7 vs. New England Patriots, Feb 05, 2017	<b>Interceptions</b>	1 vs. Green Bay Packers, Jan 22, 2017
	5 vs. Green Bay Packers, Jan 22, 2017		1 vs. Seattle Seahawks, Jan 14, 2017
	4 at Philadelphia Eagles, Jan 13, 2018		45 vs. Seattle Seahawks, Jan 14, 2017
<b>Passes Defensed</b>	1 vs. Green Bay Packers, Jan 22, 2017	<b>Interception Return Yards</b>	
	1 vs. Seattle Seahawks, Jan 14, 2017		
<b>Forced Fumbles</b>	1 at Philadelphia Eagles, Jan 13, 2018		

## 2017 GAME-BY-GAME REGULAR SEASON STATISTICS (FALCONS)

			TACKLES								INTERCEPTIONS					FUMBLES			ST			MISC						
DATE	OPPONENT		TK	S	A	SK	YDS	TFL	YDS	QBH	NO	YDS	LG	TD	PD	FF	FR	YDS	TK	S	A	FF	FR	S	A	W/L	SCORE	
09/10	at Bears	S	3	3	0	0.0	0.0	0	0	0	0	0	0	0	0	0	0	0	0	0	0	0	0	0	0	W	23-17	
09/17	PACKERS	S	6	4	2	0.0	0.0	0	0	0	0	0	0	0	0	0	0	0	0	0	0	0	0	0	0	W	34-23	
09/24	at Lions	S	3	2	1	0.0	0.0	0	0	0	0	0	0	0	0	0	0	0	0	0	0	0	0	0	0	W	30-26	
10/01	BILLS		INACTIVE																								L	17-23
10/15	DOLPHINS	S	7	7	0	0.0	0.0	0	0	0	0	0	0	0	0	0	0	0	0	0	0	0	0	0	0	L	17-20	
10/22	at Patriots	S	6	3	3	0.0	0.0	0	0	0	0	0	0	0	0	0	0	0	0	0	0	0	0	0	0	L	7-23	
10/29	at Jets	S	2	2	0	0.0	0.0	0	0	0	0	0	0	0	0	0	0	0	0	0	0	0	0	0	0	W	25-20	
11/05	at Panthers	S	1	0	1	0.0	0.0	0	0	0	0	0	0	0	0	0	0	0	0	0	0	0	0	0	0	L	17-20	
11/12	COWBOYS	S	2	2	0	0.0	0.0	0	0	0	0	0	0	0	0	0	0	0	0	0	0	0	0	0	0	W	27-7	
11/20	at Seahawks	S	0	0	0	0.0	0.0	0	0	0	0	0	0	0	0	0	0	0	0	0	0	0	0	0	0	W	34-31	
11/26	BUCCANEERS	S	6	3	3	0.0	0.0	0	0	0	0	0	0	0	1	0	0	0	0	0	0	0	0	0	0	W	34-20	
12/03	VIKINGS	S	10	8	2	0.0	0.0	1	2	0	0	0	0	0	0	0	0	0	0	0	0	0	0	0	0	L	9-14	
12/07	SAINTS	S	4	3	1	0.0	0.0	0	0	0	0	0	0	0	0	0	0	0	0	0	0	0	0	0	0	W	20-17	
12/18	at Buccaneers	S	1	0	1	0.0	0.0	0	0	0	0	0	0	0	0	0	0	0	0	0	0	0	0	0	0	W	24-21	
12/24	at Saints	S	1	1	0	0.0	0.0	0	0	0	0	0	0	0	0	0	0	0	0	0	0	0	0	0	0	L	13-23	
12/31	PANTHERS	S	2	0	2	0.0	0.0	0	0	0	1	4	4	0	1	0	0	0	0	0	0	0	0	0	0	W	22-10	
2017 TOTALS		15-15	54	38	16	0.0	0.0	1	2	0	1	4	4	0	2	0	0	0	0	0	0	0	0	0	0	10-6		

## 2016 GAME-BY-GAME REGULAR SEASON STATISTICS (FALCONS)

TACKLES										INTERCEPTIONS				FUMBLES			ST				MISC					
DATE	OPPONENT	TK	S	A	SK	YDS	TFL	YDS	QBH	NO	YDS	LG	TD	PD	FF	FR	YDS	TK	S	A	FF	FR	S	A	W/L	SCORE
09/11	BUCCANEERS	S	7	5	2	0.0	0.0	0	0	0	0	0	0	0	0	0	0	0	0	0	0	0	0	0	L	24-31
09/18	at Raiders	S	7	4	3	0.0	0.0	0	0	0	0	0	0	0	0	0	0	0	0	0	0	0	0	0	W	35-28
09/26	at Saints	S	6	5	1	0.0	0.0	0	0	0	0	0	0	0	0	0	0	0	0	0	0	0	0	0	W	45-32
10/02	PANTHERS	S	5	3	2	0.0	0.0	0	0	0	0	0	0	0	0	0	0	0	0	0	0	0	0	0	W	48-33
10/09	at Broncos	S	1	1	0	0.0	0.0	0	0	1	0	0	0	1	0	0	0	0	0	0	0	0	0	0	W	23-16
10/16	at Seahawks	S	6	0	6	0.0	0.0	0	0	0	0	0	0	0	0	0	0	0	0	0	0	0	0	0	L	24-26
10/23	CHARGERS	S	8	7	1	0.0	0.0	0	0	0	0	0	0	0	0	0	0	0	0	0	0	0	0	0	L	30-33+
10/30	PACKERS	S	4	4	0	0.0	0.0	0	0	0	0	0	0	0	0	0	0	0	0	0	0	0	0	0	W	33-32
11/03	at Buccaneers	S	7	4	3	0.0	0.0	0	0	0	0	0	0	0	0	0	0	0	0	0	0	0	0	0	W	43-28
11/13	at Eagles	S	5	5	0	0.0	0.0	0	0	0	0	0	0	0	0	0	0	0	0	0	0	0	0	0	L	15-24
11/27	CARDINALS	S	5	4	1	0.0	0.0	0	0	0	0	0	0	0	0	0	0	0	0	0	0	0	0	0	W	38-19
12/04	CHIEFS	S	8	5	3	0.0	0.0	0	0	0	0	0	0	0	0	0	0	0	0	0	0	0	0	0	L	28-29
12/11	at Rams	S	6	5	1	0.0	0.0	0	0	1	3	3	0	1	0	0	0	0	0	0	0	0	0	0	W	42-14
12/18	49ERS	S	5	3	2	0.0	0.0	0	0	0	0	0	0	0	0	0	0	0	0	0	0	0	0	0	W	41-13
12/24	at Panthers	S	4	2	2	0.0	0.0	0	0	0	0	0	0	0	0	0	0	0	0	0	0	0	0	0	W	33-16
01/01	SAINTS	S	6	4	2	0.0	0.0	0	0	0	0	0	0	1	0	0	0	0	0	0	0	0	0	0	W	38-32
2016 TOTALS		16-16	90	61	29	0.0	0.0	0	0	0	2	3	3	0	3	0	0	0	0	0	0	0	0	0	11-5	

+ - Overtime

## 2015 GAME-BY-GAME REGULAR SEASON STATISTICS (FALCONS)

TACKLES											INTERCEPTIONS					FUMBLES			ST				MISC				
DATE	OPPONENT		TK	S	A	SK	YDS	TFL	YDS	QBH	NO	YDS	LG	TD	PD	FF	FR	YDS	TK	S	A	FF	FR	S	A	W/L	SCORE
09/14	EAGLES	S	7	5	2	0.0	0.0	0	0	0	1	0	0	0	1	0	0	0	0	0	0	0	0	0	0	W	26-24
09/20	at Giants	S	3	3	0	0.0	0.0	0	0	0	0	0	0	0	0	0	0	0	0	0	0	0	0	0	0	W	24-20
09/27	at Cowboys	S	7	7	0	0.0	0.0	0	0	0	0	0	0	0	0	0	0	0	0	0	0	0	0	0	0	W	39-28
10/04 TEXANS											INACTIVE												W	48-21			
10/11	REDSKINS	S	3	2	1	0.0	0.0	0	0	0	0	0	0	0	0	0	0	0	0	0	0	0	0	0	0	W	25-19+
10/15	at Saints	P	5	5	0	0.0	0.0	0	0	0	0	0	0	0	1	0	0	0	1	1	0	0	0	0	0	L	21-31
10/25	at Titans	S	6	6	0	0.0	0.0	0	0	0	0	0	0	0	0	0	0	0	0	0	0	0	0	0	0	W	10-7
11/01	BUCCANEERS	S	6	5	1	1.0	0.0	0	0	1	0	0	0	0	0	0	0	0	0	0	0	0	0	0	0	L	20-23+
11/08	at 49ers	S	1	1	0	0.0	0.0	0	0	0	0	0	0	0	0	0	0	0	0	0	0	0	0	0	0	L	16-17
11/22	COLTS	S	3	3	0	0.0	0.0	0	0	0	1	13	13	0	1	0	0	0	0	0	0	0	0	0	0	L	21-24
11/29	VIKINGS	S	6	3	3	0.0	0.0	0	0	0	1	0	0	0	1	0	0	0	0	0	0	0	0	0	0	L	10-20
12/06	at Buccaneers	S	8	8	0	0.0	0.0	0	0	0	0	0	0	0	0	0	1	0	0	0	0	0	0	0	0	L	19-23
12/13	at Panthers	S	3	3	0	0.0	0.0	0	0	0	0	0	0	0	1	0	0	0	0	0	0	0	0	0	0	L	0-38
12/20	at Jaguars	S	5	4	1	0.0	0.0	0	0	0	0	0	0	0	0	0	0	0	0	0	0	0	0	0	0	W	23-17
12/27	PANTHERS	S	3	3	0	0.0	0.0	0	0	0	0	0	0	0	0	0	0	0	0	0	0	0	0	0	0	W	20-13
01/03	SAINTS	S	2	1	1	0.0	0.0	0	0	0	0	0	0	0	0	0	0	0	0	0	0	0	0	0	0	L	17-20
2015 TOTALS			15-14	68	59	9	1.0	0.0	0	0	1	3	13	13	0	5	0	1	0	1	1	0	0	0	0	0	8-8

+ - Overtime

## 2017 GAME-BY-GAME POSTSEASON STATISTICS (FALCONS)

TACKLES										INTERCEPTIONS					FUMBLES			ST				MISC				
DATE	OPPONENT	TK	S	A	SK	YDS	TFL	YDS	QBH	NO	YDS	LG	TD	PD	FF	FR	YDS	TK	S	A	FF	FR	S	A	W/L	SCORE
01/06	at Rams	S	1	1	0	0.0	0.0	0	0	0	0	0	0	0	0	0	0	0	0	0	0	0	0	0	W	26-13
01/13	at Eagles	S	4	4	0	0.0	0.0	0	0	0	0	0	0	0	1	0	0	0	0	0	0	0	0	0	L	10-15
2017 TOTALS		2-2	5	5	0	0.0	0.0	0	0	0	0	0	0	0	1	0	0	0	0	0	0	0	0	0	0	1-1

## 2016 GAME-BY-GAME POSTSEASON STATISTICS (FALCONS)

TACKLES										INTERCEPTIONS					FUMBLES			ST				MISC				
DATE	OPPONENT	TK	S	A	SK	YDS	TFL	YDS	QBH	NO	YDS	LG	TD	PD	FF	FR	YDS	TK	S	A	FF	FR	S	A	W/L	SCORE
01/14	SEAHAWKS	S	2	0	2	0.0	0.0	0	0	0	1	45	45	0	1	0	0	0	0	0	0	0	0	0	W	36-20
01/22	PACKERS	S	5	3	2	0.0	0.0	0	0	0	1	0	0	0	1	0	0	0	0	0	0	0	0	0	W	44-21
02/05	PATRIOTS	S	7	3	4	0.0	0.0	0	0	0	0	0	0	0	0	0	0	0	0	0	0	0	0	0	L	28-34+
2016 TOTALS		3-3	14	6	8	0.0	0.0	0	0	0	2	45	45	0	2	0	0	0	0	0	0	0	0	0	2-1	


+ - Overtime

44

VIC BEASLEY JR.

OUTSIDE LINEBACKER

(4TH YEAR WITH FALCONS)



HOMETOWN: ADAIRSVILLE, GA

COLLEGE: CLEMSON

BIRTHDATE:

07 / 08 / 92

HEIGHT:

6'3"

WEIGHT:

246

NFL EXP:

4 YRS

ACQUIRED:

01 '15

## 2017 (FALCONS)

- » Posted 29 tackles (23 solo), seven tackles for loss, five quarterback hits, one pass defense, one forced fumble, and five sacks.

Logged six tackles (five solo) with one sack, one tackle for loss, one quarterback hit, and one pass defense in two postseason games.

Recorded one sack in each of the Falcons first two games. Added five tackles (three solo) and one forced fumble. His strip-sack of QB Aaron Rodgers led to a 15-yard fumble return touchdown by CB Desmond Trufant in Week 2.

## CAREER

- » In three seasons, has played in 46 games with 35 starts while totaling 95 tackles (75 solo), 24.5 sacks, one interception, 21 tackles for loss, nine forced fumbles, and seven passes defended.
- » Saw action in all 16 games with 12 starts in 2016. Led the NFL with 15.5 sacks and added 39 tackles (32 solo), 15 quarterback hits, 10 tackles for loss, and six forced fumbles. Also posted 28 quarterback hurries.
- » Named to his first Pro Bowl and earned AP All-Pro honors for his breakout performance in 2016. His 15.5 sacks in 2016 were the second most by a Falcon in a single season since sacks became an official statistic in 1982. Only John Abraham had more with 16.5 in 2008.
- » Had a breakout game at Denver (10/9/16), posting a career-best 3.5 sacks and eight total tackles along with a pair of forced fumbles. His 3.5 sacks are tied for the fourth-most in a single game in franchise history (Chuck Smith/Claude Humphrey 5.0; Claude Humphrey 4.0; John Abraham 3.5) and were the most by a player in a single game this season.
- » Became the first Falcons to record double-digit sacks in a single season since John Abraham (10) in 2012, dropping Alex Smith for a four-yard loss against Kansas City (12/4/16). Also tied Lester Archambeau for the second-most forced fumbles in a single season in club history with five.
- » Recorded his fourth multi-sack game of the season and scored his first career touchdown in Atlanta's 42-14 win at Los Angeles (12/11/16). Forced his sixth fumble of the season and returned the ball 21 yards for a TD. Became the 10th player in NFL history - first Falcon - to have three sacks and an FR-TD in a game since sacks became an official statistic in 1982.
- » Started all 16 games and led the team with four sacks as a rookie in 2015. Added 27 tackles (20 solo), one interception, two forced fumbles, and two passes defended. According to NFL True Media, Beasley's four sacks were a Falcons rookie record.

- » Started his first NFL game and recorded three tackles (one solo) while adding one quarterback hit and one pass defense against Philadelphia (9/14).
- » Notched his first NFL sack at New York (9/20), dropping QB Eli Manning and forcing a fumble. Also added five tackles (three solo).
- » Posted four tackles, one pass defense, one forced fumble, and this fourth sack of the season against Carolina (12/27).
- » Sealed the win with a 13-yard strip-sack of QB Cam Newton in the fourth quarter.

## COLLEGE

- » Appeared in 48 games for Clemson, starting in 28 of those contests. He is the all-time sack leader for Clemson with 33 career sacks, fourth in tackles for loss with 52.5 and seventh in forced fumbles with seven.
- » As a senior in 2014, he was one of three finalists for the Bednarik Award, one of four finalists for the Lombardi Award and one of six finalists for the Hendricks Award. He was first-team All-American by AFCA, AP, College Sports Madness and Walter Camp. He was also voted ACC defensive player of the year and first team all-ACC.
- » In 2013, he was a first-team All-ACC selection and was a menace of the field recording 44 tackles, 23 tackles for loss, 13 sacks, six pass breakups, four caused fumbles and one recovered fumble in 13 starts.
- » As a sophomore, he was voted honorable mention sophomore All-American. He showed that he would be an impressive player when he led the team in sacks with eight, which was fourth-most in the ACC. He also had 18 tackles and eight tackles for loss.

## PERSONAL

- » Rated as the No. 16 athlete in the nation by ESPN, the number 37 athlete in the nation and No. 37 player in Georgia by Rivals.com.
- » Played running back in high school. During his senior year, he had 120 rushes for 828 yards and seven touchdowns. Also had seven punt returns for a 17.3-yard average and two touchdowns. In his only kickoff return, he took it 80 yards for a touchdown.
- » He was first-team all-state by AP and Georgia SportsWriter Association. Also named all-county and all-area as a junior and senior while playing high school and AAU basketball. He averaged a double-double for the Georgia All-Stars.
- » His late father, Victor, played football at Auburn from 1982-1984.
- » He graduated Aug. 8, 2014, before his final season at Clemson with a degree in sociology.

## TRANSACTIONS

- » Selected by the Falcons in the first round (8th overall) of the 2015 NFL Draft.

### VIC BEASLEY JR. - NFL REGULAR SEASON STATISTICS

		TACKLES										INTERCEPTIONS				FUMBLES				ST				MISC			
DATE	TEAM	GP	GS	TK	S	A	TFL	YDS	SK	YDS	QBH	NO	YDS	LG	TD	PD	FF	FR	YDS	TK	S	A	FF	FR	S	A	
2017	Falcons	14	8	29	23	6	8	35	5.0	36.0	5	0	0	0	0	2	1	0	0	0	0	0	0	0	0	0	
2016	Falcons	16	12	39	32	7	11	50	15.5	93.0	16	0	0	0	0	2	6	1	21	0	0	0	0	0	0	0	
2015	Falcons	16	16	26	20	6	2	22	4.0	35.0	5	1	0	0	0	3	2	0	0	0	0	0	0	0	0	0	
NFL TOTALS		46	36	94	75	19	21	107	24.5	164.0	26	1	0	0	0	7	9	1	21	0	0	0	0	0	0	0	

### VIC BEASLEY JR. - NFL POSTSEASON STATISTICS

TACKLES										INTERCEPTIONS				FUMBLES				ST				MISC				
DATE	TEAM	GP	GS	TK	S	A	TFL	YDS	SK	YDS	QBH	NO	YDS	LG	TD	PD	FF	FR	YDS	TK	S	A	FF	FR	S	A
2017	Falcons	2	2	6	5	1	1	1	1.0	1.0	1	0	0	0	0	1	0	0	0	0	0	0	0	0	0	0
2016	Falcons	3	2	2	0	2	0	0	0.0	0.0	1	0	0	0	0	2	0	0	0	0	0	0	0	0	0	0
NFL TOTALS		5	4	8	5	3	1	1	1.0	1.0	2	0	0	0	0	3	0	0	0	0	0	0	0	0	0	0

#### SINGLE-GAME HIGHS: DEFENSIVE

<b>Total Tackles</b>	8 at Denver Broncos, Oct 09, 2016	<b>Fumble Recoveries</b>	1 at Los Angeles Rams, Dec 11, 2016
	5 vs. Minnesota Vikings, Dec 03, 2017		2 at Carolina Panthers, Nov 05, 2017
	5 at Carolina Panthers, Nov 05, 2017		2 at New England Patriots, Oct 22, 2017
<b>Sacks</b>	...2 more at 5.	<b>Interceptions</b>	...2 more at 2.
	3.5 at Denver Broncos, Oct 09, 2016		1 at San Francisco 49ers, Nov 08, 2015
	3.0 at Los Angeles Rams, Dec 11, 2016		
<b>Passes Defensed</b>	2.0 at Philadelphia Eagles, Nov 13, 2016		
	...1 more at 2.0.		
	1 at New Orleans Saints, Dec 24, 2017		
<b>Forced Fumbles</b>	1 at Seattle Seahawks, Nov 20, 2017		
	...5 more at 1.		
	2 at Denver Broncos, Oct 09, 2016		
	1 vs. Green Bay Packers, Sep 17, 2017		
	1 at Los Angeles Rams, Dec 11, 2016		
	...5 more at 1.		

#### SINGLE-GAME HIGHS - POSTSEASON: DEFENSIVE

<b>Total Tackles</b>	3 at Philadelphia Eagles, Jan 13, 2018	<b>Passes Defensed</b>	1 at Los Angeles Rams, Jan 06, 2018
	3 at Los Angeles Rams, Jan 06, 2018		1 vs. New England Patriots, Feb 05, 2017
	2 vs. Seattle Seahawks, Jan 14, 2017		...1 more at 1.
<b>Sacks</b>	1.0 at Los Angeles Rams, Jan 06, 2018	<b>Tackles For Loss</b>	1 at Los Angeles Rams, Jan 06, 2018

## 2017 GAME-BY-GAME REGULAR SEASON STATISTICS (FALCONS)

		TACKLES									INTERCEPTIONS					FUMBLES			ST				MISC				
DATE	OPPONENT	TK	S	A	SK	YDS	TFL	YDS	QBH	NO	YDS	LG	TD	PD	FF	FR	YDS	TK	S	A	FF	FR	S	A	W/L	SCORE	
09/10	at Bears	P	2	2	0	1.0	4.0	1	4	1	0	0	0	0	0	0	0	0	0	0	0	0	0	0	0	W	23-17
09/17	PACKERS	S	2	1	1	1.0	15.0	0	0	1	0	0	0	0	0	1	0	0	0	0	0	0	0	0	0	W	34-23
09/24	at Lions		ON INACTIVE LIST																						W	30-26	
10/01	BILLS		INACTIVE																						L	17-23	
10/15	DOLPHINS	P	1	0	1	0.0	0.0	0	0	0	0	0	0	0	0	0	0	0	0	0	0	0	0	0	L	17-20	
10/22	at Patriots	P	5	4	1	1.0	1.0	2	1	1	0	0	0	0	0	0	0	0	0	0	0	0	0	0	0	L	7-23
10/29	at Jets	S	1	1	0	0.0	0.0	0	0	0	0	0	0	0	0	0	0	0	0	0	0	0	0	0	0	W	25-20
11/05	at Panthers	S	5	4	1	1.0	8.0	2	13	1	0	0	0	0	0	0	0	0	0	0	0	0	0	0	0	L	17-20
11/12	COWBOYS	S	2	2	0	0.0	0.0	0	0	0	0	0	0	0	0	0	0	0	0	0	0	0	0	0	0	W	27-7
11/20	at Seahawks	S	1	0	1	0.0	0.0	0	0	0	0	0	0	0	1	0	0	0	0	0	0	0	0	0	0	W	34-31
11/26	BUCCANEERS	S	0	0	0	0.0	0.0	0	0	0	0	0	0	0	0	0	0	0	0	0	0	0	0	0	0	W	34-20
12/03	VIKINGS	S	5	5	0	0.0	0.0	1	2	0	0	0	0	0	0	0	0	0	0	0	0	0	0	0	0	L	9-14
12/07	SAINTS	S	1	1	0	0.0	0.0	0	0	0	0	0	0	0	0	0	0	0	0	0	0	0	0	0	0	W	20-17
12/18	at Buccaneers	P	1	0	1	0.0	0.0	0	0	0	0	0	0	0	0	0	0	0	0	0	0	0	0	0	0	W	24-21
12/24	at Saints	P	2	2	0	0.0	0.0	1	7	0	0	0	0	0	1	0	0	0	0	0	0	0	0	0	0	L	13-23
12/31	PANTHERS	P	1	1	0	1.0	8.0	1	8	1	0	0	0	0	0	0	0	0	0	0	0	0	0	0	0	W	22-10
2017 TOTALS	14-8	29	23	6	5.0	36.0	8	35	5	0	0	0	0	2	1	0	0	0	0	0	0	0	0	0	0	10-6	

## 2016 GAME-BY-GAME REGULAR SEASON STATISTICS (FALCONS)

		TACKLES									INTERCEPTIONS				FUMBLES			ST				MISC					
DATE	OPPONENT	TK	S	A	SK	YDS	TFL	YDS	QBH	NO	YDS	LG	TD	PD	FF	FR	YDS	TK	S	A	FF	FR	S	A	W/L	SCORE	
09/11	BUCCANEERS	S	0	0	0	0.0	0.0	0	0	0	0	0	0	0	0	0	0	0	0	0	0	0	0	0	0	W	24-31
09/18	at Raiders	S	2	2	0	1.0	0.0	0	0	1	0	0	0	0	0	0	0	0	0	0	0	0	0	0	0	W	35-28
09/26	at Saints	P	3	3	0	0.0	0.0	1	1	1	0	0	0	0	0	0	0	0	0	0	0	0	0	0	0	W	45-32
10/02	PANTHERS	S	1	1	0	0.0	0.0	1	3	1	0	0	0	0	0	0	0	0	0	0	0	0	0	0	0	W	48-33
10/09	at Broncos	S	8	7	1	3.5	26.0	1	5	3	0	0	0	0	0	2	0	0	0	0	0	0	0	0	0	W	23-16
10/16	at Seahawks	S	3	2	1	0.0	0.0	0	0	0	0	0	0	1	0	0	0	0	0	0	0	0	0	0	0	L	24-26
10/23	CHARGERS	S	3	2	1	2.0	13.0	1	6	2	0	0	0	0	0	1	0	0	0	0	0	0	0	0	0	L	30-33+
10/30	PACKERS	P	3	2	1	1.0	7.0	1	7	1	0	0	0	0	0	0	0	0	0	0	0	0	0	0	0	W	33-32
11/03	at Buccaneers	S	3	2	1	0.0	0.0	0	0	0	0	0	0	0	0	0	0	0	0	0	0	0	0	0	0	W	43-28
11/13	at Eagles	S	4	3	1	2.0	10.0	1	5	1	0	0	0	0	0	1	0	0	0	0	0	0	0	0	0	L	15-24
11/27	CARDINALS	P	0	0	0	0.0	0.0	0	0	2	0	0	0	1	0	0	0	0	0	0	0	0	0	0	0	W	38-19
12/04	CHIEFS	S	1	1	0	1.0	4.0	0	0	1	0	0	0	0	0	1	0	0	0	0	0	0	0	0	0	L	28-29
12/11	at Rams	P	3	3	0	3.0	27.0	2	17	2	0	0	0	0	0	1	1	21	0	0	0	0	0	0	0	W	42-14
12/18	49ERS	S	1	1	0	1.0	5.0	1	5	0	0	0	0	0	0	0	0	0	0	0	0	0	0	0	0	W	41-13
12/24	at Panthers	S	2	1	1	0.0	0.0	0	0	0	0	0	0	0	0	0	0	0	0	0	0	0	0	0	0	W	33-16
01/01	SAINTS	S	2	2	0	1.0	1.0	2	1	1	0	0	0	0	0	0	0	0	0	0	0	0	0	0	0	W	38-32
2016 TOTALS		16-12	39	32	7	15.5	93.0	11	50	16	0	0	0	0	2	6	1	21	0	0	0	0	0	0	0	11-5	

+ - Overtime

## 2015 GAME-BY-GAME REGULAR SEASON STATISTICS (FALCONS)

			TACKLES								INTERCEPTIONS					FUMBLES			ST				MISC				
DATE	OPPONENT		TK	S	A	SK	YDS	TFL	YDS	QBH	NO	YDS	LG	TD	PD	FF	FR	YDS	TK	S	A	FF	FR	S	A	W/L	SCORE
09/14	EAGLES	S	3	1	2	0.0	0.0	0	0	0	0	0	0	0	1	0	0	0	0	0	0	0	0	0	0	W	26-24
09/20	at Giants	S	5	3	2	1.0	0.0	0	0	0	0	0	0	0	0	1	0	0	0	0	0	0	0	0	0	W	24-20
09/27	at Cowboys	S	2	2	0	1.0	9.0	1	9	1	0	0	0	0	0	0	0	0	0	0	0	0	0	0	0	W	39-28
10/04	TEXANS	S	1	1	0	0.0	0.0	0	0	1	0	0	0	0	0	0	0	0	0	0	0	0	0	0	0	W	48-21
10/11	REDSKINS	S	1	1	0	0.0	0.0	0	0	0	0	0	0	0	0	0	0	0	0	0	0	0	0	0	0	W	25-19+
10/15	at Saints	S	3	2	1	0.0	0.0	0	0	0	0	0	0	0	0	0	0	0	0	0	0	0	0	0	0	L	21-31
10/25	at Titans	S	2	2	0	0.0	0.0	0	0	1	0	0	0	0	0	0	0	0	0	0	0	0	0	0	0	W	10-7
11/01	BUCCANEERS	S	1	0	1	0.0	0.0	0	0	0	0	0	0	0	0	0	0	0	0	0	0	0	0	0	0	L	20-23+
11/08	at 49ers	S	1	1	0	0.0	0.0	0	0	0	1	0	0	0	1	0	0	0	0	0	0	0	0	0	0	L	16-17
11/22	COLTS	S	1	1	0	0.0	0.0	0	0	0	0	0	0	0	0	0	0	0	0	0	0	0	0	0	0	L	21-24
11/29	VIKINGS	S	0	0	0	0.0	0.0	0	0	0	0	0	0	0	1	0	0	0	0	0	0	0	0	0	0	L	10-20
12/06	at Buccaneers	S	0	0	0	0.0	0.0	0	0	0	0	0	0	0	0	0	0	0	0	0	0	0	0	0	0	L	19-23
12/13	at Panthers	S	2	2	0	1.0	13.0	1	13	1	0	0	0	0	0	0	0	0	0	0	0	0	0	0	0	L	0-38
12/20	at Jaguars	S	0	0	0	0.0	0.0	0	0	0	0	0	0	0	0	0	0	0	0	0	0	0	0	0	0	W	23-17
12/27	PANTHERS	S	4	4	0	1.0	13.0	0	0	0	0	0	0	0	0	1	0	0	0	0	0	0	0	0	0	W	20-13
01/03	SAINTS	S	0	0	0	0.0	0.0	0	0	0	0	0	0	0	0	0	0	0	0	0	0	0	0	0	0	L	17-20
2015 TOTALS		16-16	26	20	6	4.0	35.0	2	22	5	1	0	0	0	3	2	0	0	0	0	0	0	0	0	0	0	8-8

+ - Overtime

2017 GAME-BY-GAME POSTSEASON STATISTICS (FALCONS)


		TACKLES								INTERCEPTIONS					FUMBLES			ST				MISC				
DATE	OPPONENT	TK	S	A	SK	YDS	TFL	YDS	QBH	NO	YDS	LG	TD	PD	FF	FR	YDS	TK	S	A	FF	FR	S	A	W/L	SCORE
01/06 at Rams	S	3	2	1	1.0	1.0	1	1	1	0	0	0	0	1	0	0	0	0	0	0	0	0	0	0	W	26-13
01/13 at Eagles	S	3	3	0	0.0	0.0	0	0	0	0	0	0	0	0	0	0	0	0	0	0	0	0	0	0	L	10-15
2017 TOTALS		2-2	6	5	1	1.0	1.0	1	1	1	0	0	0	1	0	0	0	0	0	0	0	0	0	0	1-1	

2016 GAME-BY-GAME POSTSEASON STATISTICS (FALCONS)

		TACKLES								INTERCEPTIONS					FUMBLES			ST				MISC					
DATE	OPPONENT	TK	S	A	SK	YDS	TFL	YDS	QBH	NO	YDS	LG	TD	PD	FF	FR	YDS	TK	S	A	FF	FR	S	A	W/L	SCORE	
01/14	SEAHAWKS P	2	0	2	0.0	0.0	0	0	0	0	0	0	0	0	0	0	0	0	0	0	0	0	0	0	W	36-20	
01/22	PACKERS S	0	0	0	0.0	0.0	0	0	0	0	0	0	0	1	0	0	0	0	0	0	0	0	0	0	W	44-21	
02/05	PATRIOTS S	0	0	0	0.0	0.0	0	0	1	0	0	0	0	1	0	0	0	0	0	0	0	0	0	0	L	28-34+	
2016 TOTALS		3-2	2	0	2	0.0	0.0	0	0	1	0	0	0	0	2	0	0	0	0	0	0	0	0	0	2-1		

+- Overtime






JUSTIN BETHEL

CORNERBACK

(1ST YEAR WITH FALCONS)



HOMETOWN: *BLYTHEWOOD, SC*

COLLEGE: *PRESBYTERIAN*

BIRTHDATE: <b>06 / 17 / 90</b>	HEIGHT: <b>6'0"</b>	WEIGHT: <b>200</b>	NFL EXP: <b>7 YRS</b>	ACQUIRED: <b>FA '18</b>
-----------------------------------	------------------------	-----------------------	--------------------------	----------------------------

## CAREER

- » Played in all 16 games while totaling 41 tackles (29 solo) with one interception and four passes defended.

- » The Cardinals first selection of the sixth round (177th overall) of the 2012 draft, Bethel has played all 80 games in his first five seasons and totaled 80 special teams tackles, three blocked FGs, a blocked PAT, four forced fumbles and two fumble recoveries on special teams. He has led the team in special teams tackles each of the last four years, including a career-best 21 in 2013.
- » Selected to the Pro Bowl three straight seasons (2013-15) as a special teamer. Selected as a Pro Bowl alternate in 2016, when he led the team with 13 special teams tackles, blocked a PAT and forced a fumble on special teams.
- » Joined Cardinals radio analyst Ron Wolfley (1986-89) as the only players in franchise history to earn multiple Pro Bowl selections as a special teams player.
- » Started three games on defense in 2016, recording 26 tackles, six passes defended, a fumble recovery and an INT that he returned 66 yards for a TD in the season finale against the Rams. Marked his third career TD (second INT return).
- » Was named NFC Special Teams Player of the Month for December 2014 after posting an NFL-best eight special teams tackles and a forced fumble. Also earned NFC Special Teams Player of the Week for Week 9 after blocking a field goal against Dallas on 11/2/14.
- » Scored his first career NFL TD when he returned a blocked field goal 82 yards in the fourth quarter vs. Chicago in Week 16 of the 2012 season. It was the Cards first blocked field goal returned for a TD since 2009 and just the fifth dating back to 1960.
- » Became the ninth player ever drafted out of Presbyterian and the first since DB Dan Eckstein was taken in the 15th round (376th overall) of the 1969 NFL Draft by the Packers. Bethel is the only Presbyterian College player ever to be selected to a Pro Bowl.

## COLLEGE

- » Started 43 of 44 games played at Presbyterian and was a three-time All-Big South selection, recorded 279 tackles, seven INTs, 16 passes defended, 2.5 sacks, 14 tackles for loss, four forced fumbles and a fumble recovery while also scoring three career TDs - returning an INT and two blocked punts for scores.
- » Established a conference career record with nine blocked kicks and is the school's all-time leader in tackles (279) and INTs (7).
- » As a senior in 2011, became the first Presbyterian player to win Big South Defensive Player of the Year accolades and was just the second DB in conference history to win the award. He started all 11 games and led the team with 87 tackles and four INTs, adding six passes defended, a sack and a forced fumble. Also blocked three kicks on the season, becoming the conference all-time career leader
- » Was a second-team All-Conference selection as a junior in '10 and posted a team-best 47 unassisted tackles. Recorded an INT with just over a minute remaining in a victory over Gardner-Webb, sealing the win and snapping a 20-game losing streak.
- » As a sophomore in '09, started all 11 games and earned second team all-conference accolades after recording a team-best 79 tackles, 55 of which were solo. Added 4.5 tackles for loss, forced a fumble and blocked three kicks.
- » Saw action in 12 games and totaled 54 tackles as a freshman in '08. Also totaled two INTs and four passes defended and blocked two kicks.

## PERSONAL

- » Attended Blythewood (SC) High School where he earned all-region accolades and was named the team's Defensive Player of the Year as a senior in 2007 ... served as a key member of the Bengals state championship team in 2006 as a junior ... high school retired his #31 in 2015 ... donated \$100,000 to Blythewood High School Education Foundation in 2016 to support the athletic and culinary programs ... father, Chris, is a professional gospel singer and Justin is a drummer in his band ... member of the Presbyterian pep band ... majored in Business Administration with a minor in Music.

## TRANSACTIONS

- » Originally selected by the Arizona Cardinals in the sixth round (177th overall) of the 2012 NFL Draft.
- » Signed by the Atlanta Falcons as a free agent on March 24, 2018.

## JUSTIN BETHEL - NFL REGULAR SEASON STATISTICS

DATE	TEAM	GP	GS	TK	S	TACKLES				YDS	QBH	INTERCEPTIONS				LG	TD	FUMBLES				ST				MISC			
						TFL	YDS	SK	YDS		NO	YDS	LG	TD	PD	FF	FR	YDS	TK	S	A	FF	FR	S	A				
2017	Cardinals	16	6	30	20	10	1	1	0.0	0.0	0	1	82	82t	1	4	0	0	0	11	9	2	0	0	0	0	0	0	0
2016	Cardinals	16	3	26	25	1	3	8	0.0	0.0	0	1	66	66t	1	6	0	1	0	13	12	1	1	0	0	0	0	0	0
2015	Cardinals	16	5	33	31	2	0	0	0.0	0.0	1	2	21	21t	1	9	0	0	0	13	13	0	2	2	0	0	0	0	0
2014	Cardinals	16	0	7	7	0	0	0	0.0	0.0	1	0	0	0	0	0	0	1	0	18	14	4	1	0	0	0	0	0	0
2013	Cardinals	16	0	0	0	0	0	0	0.0	0.0	0	0	0	0	0	0	0	0	-3	21	17	4	0	1	0	0	0	0	0
2012	Cardinals	16	0	1	1	0	0	0	0.0	0.0	0	0	0	0	0	0	0	0	0	12	11	1	0	0	0	0	0	0	0
NFL TOTALS		96	14	97	84	13	4	9	0.0	0.0	2	4	169	82t	3	19	0	2	-3	88	76	12	4	3	0	0	0	0	0

## JUSTIN BETHEL - NFL POSTSEASON STATISTICS

		TACKLES										INTERCEPTIONS						FUMBLES					ST				MISC	
DATE	TEAM	GP	GS	TK	S	A	TFL	YDS	SK	YDS	QBH	NO	YDS	LG	TD	PD	FF	FR	YDS	TK	S	A	FF	FR	S	A		
2015	Cardinals	2	2	10	10	0	0	0	0.0	0.0	0	0	0	0	0	2	0	0	0	0	0	0	0	0	0	0		
2014	Cardinals	1	0	1	1	0	1	8	0.0	0.0	0	0	0	0	0	0	0	0	0	0	0	0	0	1	0	0		
NFL TOTALS		3	2	11	11	0	1	8	0.0	0.0	0	0	0	0	0	2	0	0	0	0	0	0	0	1	0	0		

### SINGLE-GAME HIGHS: DEFENSIVE

<b>Total Tackles</b>	7 vs. Seattle Seahawks, Jan 03, 2016 7 vs. Green Bay Packers, Dec 27, 2015 ...1 more at 7.	<b>Interception Return Yards</b>	82 at Detroit Lions, Sep 10, 2017 66 at Los Angeles Rams, Jan 01, 2017 21 vs. San Francisco 49ers, Sep 27, 2015 4 at Los Angeles Rams, Dec 11, 2014 4 vs. Kansas City Chiefs, Dec 07, 2014 3 at Seattle Seahawks, Dec 31, 2017 ...2 more at 3.
<b>Passes Defensed</b>	3 at Seattle Seahawks, Dec 24, 2016 2 at Detroit Lions, Sep 10, 2017 2 at Los Angeles Rams, Dec 06, 2015 ...1 more at 2.	<b>Special Teams Tackles</b>	1 vs. Washington Redskins, Dec 04, 2016 1 vs. Baltimore Ravens, Oct 26, 2015 ...2 more at 1.
<b>Fumble Recoveries</b>	1 at Los Angeles Rams, Jan 01, 2017 1 vs. Kansas City Chiefs, Dec 07, 2014 1 vs. Dallas Cowboys, Sep 25, 2017 1 at Los Angeles Rams, Jan 01, 2017 ...2 more at 1.	<b>Special Teams Forced Fumbles</b>	2 vs. Baltimore Ravens, Oct 26, 2015 1 at Seattle Seahawks, Dec 22, 2013
<b>Tackles For Loss</b>	1 at Detroit Lions, Sep 10, 2017 1 at Los Angeles Rams, Jan 01, 2017 ...2 more at 1.	<b>Special Teams Fumble Recoveries</b>	
<b>Interceptions</b>	1 at Detroit Lions, Sep 10, 2017 1 at Los Angeles Rams, Jan 01, 2017 ...2 more at 1.		

### SINGLE-GAME HIGHS - POSTSEASON: DEFENSIVE

<b>Total Tackles</b>	6 vs. Green Bay Packers, Jan 16, 2016 4 at Carolina Panthers, Jan 24, 2016 1 at Carolina Panthers, Jan 03, 2015	<b>Safeties</b>	1 at Carolina Panthers, Jan 03, 2015
<b>Passes Defensed</b>	1 at Carolina Panthers, Jan 24, 2016 1 vs. Green Bay Packers, Jan 16, 2016	<b>Special Teams Fumble Recoveries</b>	1 at Carolina Panthers, Jan 03, 2015
<b>Tackles For Loss</b>	1 at Carolina Panthers, Jan 03, 2015		

## 2017 GAME-BY-GAME REGULAR SEASON STATISTICS (CARDINALS)

TACKLES										INTERCEPTIONS					FUMBLES			ST			MISC							
DATE	OPPONENT		TK	S	A	SK	YDS	TFL	YDS	QBH	NO	YDS	LG	TD	PD	FF	FR	YDS	TK	S	A	FF	FR	S	A	W/L	SCORE	
09/10	at Lions	S	4	3	1	0.0	0.0	0	0	0	1	82	82	1	2	0	0	0	0	0	0	0	0	0	0	0	L	23-35
09/17	at Colts	S	6	4	2	0.0	0.0	0	0	0	0	0	0	0	1	0	0	0	1	1	0	0	0	0	0	W	16-13+	
09/25	COWBOYS	S	1	1	0	0.0	0.0	1	1	0	0	0	0	0	0	0	0	0	0	0	0	0	0	0	0	L	17-28	
10/01	49ERS	S	4	4	0	0.0	0.0	0	0	0	0	0	0	0	1	0	0	0	1	1	0	0	0	0	0	W	18-15	
10/08	at Eagles	S	6	3	3	0.0	0.0	0	0	0	0	0	0	0	0	0	0	0	0	0	0	0	0	0	0	L	7-34	
10/15	BUCCANEERS	S	5	4	1	0.0	0.0	0	0	0	0	0	0	0	0	0	0	0	0	0	0	0	0	0	0	W	38-33	
10/22	at Rams	P	0	0	0	0.0	0.0	0	0	0	0	0	0	0	0	0	0	0	1	1	0	0	0	0	0	L	0-33	
11/05	at 49ers	P	0	0	0	0.0	0.0	0	0	0	0	0	0	0	0	0	0	0	1	1	0	0	0	0	0	W	20-10	
11/09	SEAHAWKS	P	0	0	0	0.0	0.0	0	0	0	0	YDS	0	0	0	0	0	0	0	0	0	0	0	0	0	L	16-22	
11/19	at Texans	P	0	0	0	0.0	0.0	0	0	0	0	0	0	0	0	0	0	0	0	0	0	0	0	0	0	L	21-31	
11/26	JAGUARS	P	1	0	1	0.0	0.0	0	0	0	0	0	0	0	0	0	0	0	0	0	0	0	0	0	0	W	27-24	
12/03	RAMS	P	0	0	0	0.0	0.0	0	0	0	0	0	0	0	0	0	0	0	1	1	0	0	0	0	0	L	16-32	
12/10	TITANS	P	1	0	1	0.0	0.0	0	0	0	0	0	0	0	0	0	0	0	1	1	0	0	0	0	0	W	12-7	
12/17	at Redskins	P	0	0	0	0.0	0.0	0	0	0	0	0	0	0	0	0	0	0	2	1	1	0	0	0	0	L	15-20	
12/24	GIANTS	P	1	1	0	0.0	0.0	0	0	0	0	0	0	0	0	0	0	0	0	0	0	0	0	0	0	W	23-0	
12/31	at Seahawks	P	1	0	1	0.0	0.0	0	0	0	0	0	0	0	0	0	0	0	3	2	1	0	0	0	0	W	26-24	
2017 TOTALS		16-6	30	20	10	0.0	0.0	1	1	0	1	82	82t	1	4	0	0	0	11	9	2	0	0	0	0	0	8-8	

+ - Overtime

## 2016 GAME-BY-GAME REGULAR SEASON STATISTICS (CARDINALS)

TACKLES										INTERCEPTIONS					FUMBLES			ST				MISC					
DATE	OPPONENT		TK	S	A	SK	YDS	TFL	YDS	QBH	NO	YDS	LG	TD	PD	FF	FR	YDS	TK	S	A	FF	FR	S	A	W/L	SCORE
09/11	PATRIOTS	P	0	0	0	0.0	0.0	0	0	0	0	0	0	0	0	0	0	0	0	0	0	0	0	0	0	L	21-23
09/18	BUCCANEERS	P	0	0	0	0.0	0.0	0	0	0	0	0	0	0	0	0	0	0	3	3	0	0	0	0	0	W	40-7
09/25	at Bills	P	0	0	0	0.0	0.0	0	0	0	0	0	0	0	0	0	0	0	1	1	0	0	0	0	0	L	18-33
10/02	RAMS	P	0	0	0	0.0	0.0	0	0	0	0	0	0	0	0	0	0	0	0	0	0	0	0	0	0	L	13-17
10/06	at 49ers	P	0	0	0	0.0	0.0	0	0	0	0	0	0	0	0	0	0	0	0	0	0	0	0	0	0	W	33-21
10/17	JETS	P	0	0	0	0.0	0.0	0	0	0	0	0	0	0	0	0	0	0	0	0	0	0	0	0	0	W	28-3
10/23	SEAHAWKS	P	0	0	0	0.0	0.0	0	0	0	0	0	0	0	0	0	0	0	2	2	0	0	0	0	0	L	6-6+
10/30	at Panthers	P	2	2	0	0.0	0.0	0	0	0	0	0	0	0	1	0	0	0	1	1	0	0	0	0	0	L	20-30
11/13	49ERS	S	4	3	1	0.0	0.0	0	0	0	0	0	0	0	1	0	0	0	0	0	0	0	0	0	0	W	23-20
11/20	at Vikings	P	5	5	0	0.0	0.0	1	1	0	0	0	0	0	0	0	0	0	0	0	0	0	0	0	0	L	24-30
11/27	at Falcons	P	0	0	0	0.0	0.0	0	0	0	0	0	0	0	0	0	0	0	0	0	0	0	0	0	0	L	19-38
12/04	REDSKINS	P	0	0	0	0.0	0.0	0	0	0	0	0	0	0	0	0	0	0	2	2	0	1	0	0	0	W	31-23
12/11	at Dolphins	P	4	4	0	0.0	0.0	0	0	0	0	0	0	0	0	0	0	0	1	1	0	0	0	0	0	L	23-26
12/18	SAINTS	P	0	0	0	0.0	0.0	0	0	0	0	0	0	0	0	0	0	0	1	1	0	0	0	0	0	L	41-48
12/24	at Seahawks	S	5	5	0	0.0	0.0	1	1	0	0	0	0	0	3	0	0	0	1	0	1	0	0	0	0	W	34-31
01/01	at Rams	S	6	6	0	0.0	0.0	1	6	0	1	66	66	1	1	0	1	0	1	1	0	0	0	0	0	W	44-6
2016 TOTALS			16-3	26	25	1	0.0	0.0	3	8	0	1	66	66	1	6	0	1	0	13	12	1	1	0	0	0	7-9

+ - Overtime

## 2015 GAME-BY-GAME REGULAR SEASON STATISTICS (CARDINALS)

		TACKLES								INTERCEPTIONS				FUMBLES			ST				MISC						
DATE	OPPONENT		TK	S	A	SK	YDS	TFL	YDS	QBH	NO	YDS	LG	TD	PD	FF	FR	YDS	TK	S	A	FF	FR	S	A	W/L	SCORE
09/13	SAINTS	P	0	0	0	0.0	0.0	0	0	0	0	0	0	0	0	0	0	0	0	0	0	0	0	0	0	W	31-19
09/20	at Bears	P	0	0	0	0.0	0.0	0	0	0	0	0	0	0	0	0	0	0	1	1	0	0	0	0	0	W	48-23
09/27	49ERS	P	0	0	0	0.0	0.0	0	0	0	1	21	21	1	1	0	0	0	2	2	0	1	0	0	0	W	47-7
10/04	RAMS	P	0	0	0	0.0	0.0	0	0	0	0	0	0	0	1	0	0	0	0	0	0	0	0	0	0	L	22-24
10/11	at Lions	P	0	0	0	0.0	0.0	0	0	0	0	0	0	0	0	0	0	0	0	0	0	0	0	0	0	W	42-17
10/18	at Steelers	P	0	0	0	0.0	0.0	0	0	0	0	0	0	0	0	0	0	0	1	1	0	0	0	0	0	L	13-25
10/26	RAVENS	P	1	1	0	0.0	0.0	0	0	0	0	0	0	0	0	0	0	0	1	1	0	1	2	0	0	W	26-18
11/01	at Browns	S	3	3	0	0.0	0.0	0	0	0	0	0	0	0	2	0	0	0	1	1	0	0	0	0	0	W	34-20
11/15	at Seahawks	P	2	2	0	0.0	0.0	0	0	1	0	0	0	0	0	0	0	0	1	1	0	0	0	0	0	W	39-32
11/22	BENGALS	P	1	1	0	0.0	0.0	0	0	0	0	0	0	0	1	0	0	0	2	2	0	0	0	0	0	W	34-31
11/29	at 49ers	P	2	2	0	0.0	0.0	0	0	0	0	0	0	0	0	0	0	0	0	0	0	0	0	0	0	W	19-13
12/06	at Rams	S	3	3	0	0.0	0.0	0	0	0	0	0	0	0	2	0	0	0	1	1	0	0	0	0	0	W	27-3
12/10	VIKINGS	S	7	6	1	0.0	0.0	0	0	0	0	0	0	0	0	0	0	0	0	0	0	0	0	0	0	W	23-20
12/20	at Eagles	P	0	0	0	0.0	0.0	0	0	0	0	0	0	0	0	0	0	0	2	2	0	0	0	0	0	W	40-17
12/27	PACKERS	S	7	7	0	0.0	0.0	0	0	0	1	0	0	0	1	0	0	0	1	1	0	0	0	0	0	W	38-8
01/03	SEAHAWKS	S	7	6	1	0.0	0.0	0	0	0	0	0	0	0	1	0	0	0	0	0	0	0	0	0	0	L	6-36
2015 TOTALS			16-5	33	31	2	0.0	0.0	0	0	1	2	21	21	1	9	0	0	0	13	13	0	2	2	0	0	15-3

## 2015 GAME-BY-GAME POSTSEASON STATISTICS (CARDINALS)

			TACKLES							INTERCEPTIONS					FUMBLES			ST				MISC					
DATE	OPPONENT		TK	S	A	SK	YDS	TFL	YDS	QBH	NO	YDS	LG	TD	PD	FF	FR	YDS	TK	S	A	FF	FR	S	A	W/L	SCORE
01/16	PACKERS	S	6	6	0	0.0	0.0	0	0	0	0	0	0	0	1	0	0	0	0	0	0	0	0	0	0	W	26-20+
01/24	at Panthers	S	4	4	0	0.0	0.0	0	0	0	0	0	0	0	1	0	0	0	0	0	0	0	0	0	0	L	15-49
2015 TOTALS		2-2	10	10	0	0.0	0.0	0	0	0	0	0	0	0	2	0	0	0	0	0	0	0	0	0	0	0	1-1


+ - Overtime

5

MATT BOSHER

PUNTER

(8TH YEAR WITH FALCONS)



HOMETOWN: JUPITER, FL

COLLEGE: MIAMI (FLA.)

BIRTHDATE:

10 / 18 / 87

HEIGHT:

6'0"

WEIGHT:

208

NFL EXP:

8 YRS

ACQUIRED:

06 '11

## 2017 (FALCONS)

- » Punted 53 times for 2,379 yards with a 44.9-yard average (40.8 net) and a 62-yard long kick. Has also kicked off 82 times with 49 touchbacks. Punted 11 times for 461 yards with a 41.9-yard average (41.3 net) and a 60-yard long kick in two postseason games.

## CAREER

- » In seven seasons, Boshier has punted 420 times for 19,240 yards while averaging a franchise-best 45.8 yards per punt (40.5 net average). Has kicked off 595 times with 332 touchbacks.
  - » Punted 44 times for 2,060 yards with a 46.8-yard average (41.6 net average) one touchback and 21 kicks downed inside the 20 in 15 games in 2016.
  - » Punted 58 times for 2,735 yards and averaged 47.2 yards per kick - 40.4 net yards per punt in 2015. Also boomed a career-long 69-yard punt and dropped 24 kicks inside the 20-yard line. Added 74 kickoffs and set a career high with 52 touchbacks. Held a 45.7-yard punting average, while also recording a 40.8-yard net punting average.
  - » Tied a career-high with 27 punts dropped inside the 20-yard line in 2014. Named NFC Special Teams Player of the Week in Week 15 at New Orleans when he downed four punts inside the 20, including three punts inside or at the 10-yard line.
  - » Boasted a 46.6-yard punting average while breaking his own franchise record and ranking sixth in the NFL with a 41.1-yard net punting average in 2013. Also dropped 26 punts inside the 20-yard line. Kicked off 73 times with 50 touchbacks and three recovered onside kicks. His consistency led to touchbacks on 68.5 percent of his kickoffs, a mark ranked third in the NFL in 2013.
  - » Boshier's three successful onside kicks in 2013 were the most in the NFL since 2007 when Arizona's Neil Rackers also had three successful onside attempts.
  - » Punted 60 times for 2,827 yards, with a 47.1-yard average and set a franchise record with a 40.7-yard net punting average in 2012. His three touchbacks on punts in 2012 were the lowest total by a Falcons punter since Michael Koenen had three in 2009. Set a franchise record with 45 touchbacks on kickoffs, breaking Koenen's club best 28 set in 2009.
  - » Punted 70 times pinning opponents inside their own 20-yard line 27 times, which was tied for the fourth-highest total in a single season in team history in 2011. Averaged 42.7 per kick and the Falcons allowed 4.8 yards per punt return, which was tops in the NFL in 2011. In 2011, Falcons opponents started 62 of their 180 offensive possessions inside their own 20-yard line, which led the League.
- punter, appearing in 50 games during his career. Set a school record after connecting on 14 consecutive field goal attempts between 2009 and 2010. Posted a string of 105-straight PATs, which is the second-best streak in Miami annals. His 127 PATs and 260 points scored both placed seventh in Hurricanes annals.
- » Connected on 45 field goals as a Hurricane, posting a field goal percentage of 84.9 (45-of-53), including 9-of-13 attempts of 40-or-more yards. As a punter, placed 70-of-234 attempts inside the 20-yard line, finishing with a 41.7-yard average, and averaged at least 40.0 yards in each of his four seasons handling punting duties.
  - » Had 49 punts for 50 yards or longer and forced opponents to call for 82 fair catches. Closed out his career ranked second in school history in consecutive PATs made (105), tied for fifth in field goals made (45), seventh in point after touchdowns made (127), in total points scored (260) and points scored kicking (260).
  - » As a senior earned first-team All-Atlantic Coast Conference honors as a punter from The NFL Draft Report and second-team accolades from the league's media and coaches. He was named the team's Special Teams Player of the Year and was a candidate for the Lowe's Senior Class Award.
  - » In his junior season, earned All-Atlantic Coast Conference first-team honors as a kicker and second-team recognition as a punter. Ranked second in the league with a 42.53-yard average on 51 punts for 2,169 yards, placing 23 kicks inside the 20-yard line with 12 attempts for 50 yards or longer, seven touchbacks and 21 fair catches.
  - » As a sophomore, earned second-team All-ACC honors as a kicker and punter, while receiving the Jack Harding Award, given to the team's MVP. Was also a semi-finalist for the Lou Groza Award, given to the nation's top kicker.

## PERSONAL

- » Attended Jupiter (Fla.) High School where Scout.com regarded Boshier as the best kicker in the prep ranks, giving him a four-star prospect rating. He was also rated the top kicker in the nation by Rivals.com. Earned U.S. Army All-American honors and was selected to play in the U.S. Army All American Bowl game after his senior season.
- » Was rated the state of Florida's best kicking specialist by the Florida Times-Union and the two-time All-State selection was also the recipient of the Lou Groza Award for Palm Beach County as a junior and senior.
- » Named the Atlanta Falcons Walter Payton Man of the Year award in 2012. The Atlanta Falcons Man of the Year award recognizes a player's off-the-field community service. Each team in the NFL nominates one player from their organization for this prestigious honor.

## COLLEGE

- » Served as the Hurricanes primary placekicker and

## TRANSACTIONS

» Selected as a sixth-round (192nd pick overall) draft choice by Atlanta in 2011.

### MATT BOSHER - NFL REGULAR SEASON PUNTING STATISTICS

DATE	TEAM	GP	NO.	YDS.	AVG.	OPP. RET.	YDS.	NET. YDS.	AVG.	TB	IN20	LG	BK
2017	Falcons	16	53	2,379	44.9	22	179	2,160	40.8	2	19	62	0
2016	Falcons	15	44	2,060	46.8	21	209	1,831	41.6	1	21	68	0
2015	Falcons	16	58	2,735	47.2	28	272	2,383	40.4	4	24	69	1
2014	Falcons	16	67	3,063	45.7	26	250	2,733	40.8	4	27	66	0
2013	Falcons	16	68	3,166	46.6	33	251	2,875	41.1	2	26	63	2
2012	Falcons	16	60	2,847	47.5	26	241	2,526	40.7	4	22	63	2
2011	Falcons	16	70	2,990	42.7	31	150	2,760	38.9	4	27	59	1
NFL TOTALS		111	420	19,240	45.8	187	1,562	17,268	40.5	21	166	69	6

### MATT BOSHER - NFL POSTSEASON PUNTING STATISTICS

DATE	TEAM	GP	NO.	YDS.	AVG.	OPP. RET.	YDS.	NET. YDS.	AVG.	TB	IN20	LG	BK
2017	Falcons	2	11	461	41.9	6	7	454	41.3	0	4	60	0
2016	Falcons	3	11	492	44.7	5	39	433	39.4	1	7	60	0
2012	Falcons	2	4	174	43.5	3	44	130	32.5	0	1	48	0
2011	Falcons	1	7	322	46.0	5	28	294	42.0	0	1	59	0
NFL TOTALS		8	33	1,449	43.9	19	118	1,311	39.7	1	13	60	0

#### SINGLE-GAME HIGHS: PUNTER

##### Punts

8 at Los Angeles Rams, Dec 11, 2016  
7 at San Francisco 49ers, Nov 08, 2015  
7 at Carolina Panthers, Nov 16, 2014  
...3 more at 7.

##### Gross Punting Yards

415 at Los Angeles Rams, Dec 11, 2016  
344 at Carolina Panthers, Nov 16, 2014  
321 at Indianapolis Colts, Nov 06, 2011  
61.7 at Denver Broncos, Oct 09, 2016

##### Gross Punting Avg

59.3 at Chicago Bears, Sep 10, 2017  
57.8 vs. Philadelphia Eagles, Sep 14, 2015  
341 at Los Angeles Rams, Dec 11, 2016

##### Net Punting Yards

328 at Carolina Panthers, Nov 16, 2014  
312 vs. Los Angeles Rams, Sep 15, 2013

##### Net Punting Avg

56.0 at Denver Broncos, Oct 09, 2016  
52.8 vs. Oakland Raiders, Oct 14, 2012  
52.0 vs. Los Angeles Rams, Sep 15, 2013

##### Longest Punts

69 at New York Giants, Sep 20, 2015  
68 at Denver Broncos, Oct 09, 2016  
66 at Los Angeles Rams, Dec 11, 2016  
...1 more at 66.

##### Inside the 20

5 at San Francisco 49ers, Nov 08, 2015  
4 vs. Tampa Bay Buccaneers, Sep 11, 2016  
4 vs. Carolina Panthers, Dec 28, 2014  
...2 more at 4.

##### Rush Attempts

1 vs. Miami Dolphins, Oct 15, 2017

##### Special Teams Tackles

2 vs. New York Jets, Oct 07, 2013  
2 vs. New Orleans Saints, Nov 13, 2011  
1 vs. Miami Dolphins, Oct 15, 2017  
...19 more at 1.

#### SINGLE-GAME HIGHS - POSTSEASON: PUNTER

##### Punts

7 at New York Giants, Jan 08, 2012  
6 at Philadelphia Eagles, Jan 13, 2018  
6 vs. New England Patriots, Feb 05, 2017

##### Gross Punting Yards

322 at New York Giants, Jan 08, 2012  
282 vs. New England Patriots, Feb 05, 2017  
258 at Los Angeles Rams, Jan 06, 2018

##### Gross Punting Avg

51.6 at Los Angeles Rams, Jan 06, 2018  
47.0 vs. New England Patriots, Feb 05, 2017  
46.0 at New York Giants, Jan 08, 2012

##### Net Punting Yards

294 at New York Giants, Jan 08, 2012  
251 at Los Angeles Rams, Jan 06, 2018  
243 vs. New England Patriots, Feb 05, 2017

##### Net Punting Avg

50.2 at Los Angeles Rams, Jan 06, 2018  
42.0 at New York Giants, Jan 08, 2012

##### Longest Punts

40.5 vs. New England Patriots, Feb 05, 2017  
60 at Los Angeles Rams, Jan 06, 2018  
60 vs. Seattle Seahawks, Jan 14, 2017

##### Inside the 20

59 at New York Giants, Jan 08, 2012  
4 at Philadelphia Eagles, Jan 13, 2018  
4 vs. New England Patriots, Feb 05, 2017  
2 vs. Green Bay Packers, Jan 22, 2017

## 2017 GAME-BY-GAME REGULAR SEASON STATISTICS (FALCONS)

DATE	OPPONENT		NO.	YDS.	AVG.	OPP. RET.	YDS.	NET. YDS.	AVG	TB	IN20	LG	BK	W/L	SCORE
09/10	at Bears	P	3	178	59.3	3	45	133	44.3	0	0	62	0	W	23-17
09/17	PACKERS	P	4	165	41.3	0	0	165	41.3	0	3	50	0	W	34-23
09/24	at Lions	P	2	91	45.5	1	10	81	40.5	0	1	48	0	W	30-26
10/01	BILLS	P	3	120	40.0	0	0	120	40.0	0	3	42	0	L	17-23
10/15	DOLPHINS	P	3	118	39.3	1	8	110	36.7	0	0	55	0	L	17-20
10/22	at Patriots	P	2	84	42.0	1	-1	85	42.5	0	0	49	0	L	7-23
10/29	at Jets	P	5	214	42.8	2	6	208	41.6	0	2	55	0	W	25-20
11/05	at Panthers	P	4	196	49.0	3	2	194	48.5	0	2	59	0	L	17-20
11/12	COWBOYS	P	2	85	42.5	1	11	74	37.0	0	0	44	0	W	27-7
11/20	at Seahawks	P	3	116	38.7	1	0	116	38.7	0	1	48	0	W	34-31
11/26	BUCCANEERS	P	2	104	52.0	0	0	64	32.0	2	0	55	0	W	34-20
12/03	VIKINGS	P	4	197	49.3	1	10	187	46.8	0	2	56	0	L	9-14
12/07	SAINTS	P	2	83	41.5	0	0	83	41.5	0	0	49	0	W	20-17
12/18	at Buccaneers	P	4	161	40.3	2	30	131	32.8	0	2	53	0	W	24-21
12/24	at Saints	P	5	234	46.8	4	43	191	38.2	0	1	55	0	L	13-23
12/31	PANTHERS	P	5	233	46.6	2	15	218	43.6	0	2	54	0	W	22-10
2017 TOTALS			16	53	2,379	44.9	22	179	2,160	40.8	2	19	62	0 10-6	

## 2016 GAME-BY-GAME REGULAR SEASON STATISTICS (FALCONS)

DATE	OPPONENT		NO.	YDS.	AVG.	OPP. RET.	YDS.	NET. YDS.	AVG	TB	IN20	LG	BK	W/L	SCORE
09/11	BUCCANEERS	P	5	193	38.6	0	0	193	38.6	0	4	49	0	L	24-31
09/18	at Raiders	P	3	132	44.0	1	0	112	37.3	1	1	60	0	W	35-28
09/26	at Saints	P	2	90	45.0	1	0	90	45.0	0	2	47	0	W	45-32
10/02	PANTHERS	P	3	158	52.7	2	16	142	47.3	0	1	59	0	W	48-33
10/09	at Broncos	P	3	185	61.7	1	17	168	56.0	0	1	68	0	W	23-16
10/16	at Seahawks	P	4	165	41.3	3	21	144	36.0	0	2	45	0	L	24-26
10/23	CHARGERS	P	2	101	50.5	0	0	101	50.5	0	2	58	0	L	30-33+
10/30	PACKERS	P	2	101	50.5	2	60	41	20.5	0	0	52	0	W	33-32
11/03	at Buccaneers	P	0	0	0.0	0	0	0	0.0	0	0	0	0	W	43-28
11/13	at Eagles	P	2	95	47.5	0	0	95	47.5	0	1	50	0	L	15-24
11/27	CARDINALS							INACTIVE						W	38-19
12/04	CHIEFS	P	1	46	46.0	1	-1	47	47.0	0	1	46	0	L	28-29
12/11	at Rams	P	8	415	51.9	7	74	341	42.6	0	2	66	0	W	42-14
12/18	49ERS	P	2	67	33.5	0	0	67	33.5	0	2	41	0	W	41-13
12/24	at Panthers	P	3	127	42.3	1	12	115	38.3	0	1	59	0	W	33-16
01/01	SAINTS	P	4	185	46.3	2	10	175	43.8	0	1	57	0	W	38-32
2016 TOTALS			15	44	2,060	46.8	21	209	1,851	41.6	1	21	68	0 11-5	

+ - Overtime

## 2015 GAME-BY-GAME REGULAR SEASON STATISTICS (FALCONS)

DATE	OPPONENT		NO.	YDS.	AVG.	OPP. RET.	YDS.	NET. YDS.	AVG	TB	IN20	LG	BK	W/L	SCORE
09/14	EAGLES	P	4	231	57.8	3	25	206	51.5	0	3	62	0	W	26-24
09/20	at Giants	P	5	273	54.6	4	66	187	37.4	1	0	69	0	W	24-20
09/27	at Cowboys	P	4	205	51.3	3	24	181	45.3	0	1	60	0	W	39-28
10/04	TEXANS	P	6	286	47.7	4	40	246	41.0	0	1	55	0	W	48-21
10/11	REDSKINS	P	1	51	51.0	1	10	41	41.0	0	0	51	0	W	25-19+
10/15	at Saints	P	3	124	41.3	2	12	112	28.0	0	0	47	1	L	21-31
10/25	at Titans	P	4	174	43.5	0	0	174	43.5	0	2	53	0	W	10-7
11/01	BUCCANEERS	P	0	0	0.0	0	0	0	0.0	0	0	0	0	L	20-23+
11/08	at 49ers	P	7	304	43.4	1	17	287	41.0	0	5	57	0	L	16-17
11/22	COLTS	P	5	253	50.6	4	17	236	47.2	0	3	60	0	L	21-24
11/29	VIKINGS	P	2	98	49.0	2	3	95	47.5	0	0	53	0	L	10-20
12/06	at Buccaneers	P	4	193	48.3	2	41	132	33.0	1	0	61	0	L	19-23
12/13	at Panthers	P	5	228	45.6	0	0	188	37.6	2	3	61	0	L	0-38
12/20	at Jaguars	P	5	216	43.2	2	17	199	39.8	0	3	59	0	W	23-17
12/27	PANTHERS	P	1	25	25.0	0	0	25	25.0	0	1	25	0	W	20-13
01/03	SAINTS	P	2	74	37.0	0	0	74	37.0	0	2	45	0	L	17-20
2015 TOTALS			16	58	2,735	47.2	28	272	2,363	40.4	4	24	69	1 8-8	

+ - Overtime

## 2017 GAME-BY-GAME POSTSEASON STATISTICS (FALCONS)

DATE	OPPONENT	NO.	YDS.	AVG.	OPP. RET.	YDS.	NET. YDS.	AVG	TB	IN20	LG	BK	W/L	SCORE
01/06	at Rams P	5	258	51.6	5	7	251	50.2	0	0	60	0	W	26-13
01/13	at Eagles P	6	203	33.8	1	0	203	33.8	0	4	40	0	L	10-15
2017 TOTALS	2	11	461	41.9	6	7	454	41.3	0	4	60	0	1-1	

## 2016 GAME-BY-GAME POSTSEASON STATISTICS (FALCONS)

DATE	OPPONENT	NO.	YDS.	AVG.	OPP. RET.	YDS.	NET. YDS.	AVG	TB	IN20	LG	BK	W/L	SCORE
01/14	SEAHAWKS P	3	133	44.3	1	0	113	37.7	1	1	60	0	W	36-20
01/22	PACKERS P	2	77	38.5	0	0	77	38.5	0	2	42	0	W	44-21
02/05	PATRIOTS P	6	282	47.0	4	39	243	40.5	0	4	56	0	L	28-34+
2016 TOTALS	3	11	492	44.7	5	39	433	39.4	1	7	60	0	2-1	


+ - Overtime

3

MATT BRYANT

KICKER

(8TH YEAR WITH FALCONS)



HOMETOWN: ORANGE, TX

COLLEGE: BAYLOR

BIRTHDATE:  
05/29/75HEIGHT:  
5'9"WEIGHT:  
203NFL EXP:  
17 YRSACQUIRED:  
FA '09

## 2017 (FALCONS)

- » Has converted 34 of his 39 field goal attempts and all 35 of his extra points in 2017. Has totaled 137 points. Has connected on eight of his nine kicks from 50+ yards, including a season-best 57-yard kick. Hit on all five of his field goal attempts in two postseason games.
- » Became the fourth player in NFL history to hit two 50+ yard field goals in a playoff game in the Falcons Wild Card win over the Los Angeles Rams.

Connected from 50+ yards twice against Green Bay in Week 2. Has four career games with two 50+ yard kicks.

## CAREER

- » In nine seasons in Atlanta, has connected on 230 of 261 field goals (88.1 percent), including 32 of 41 kicks from beyond 50 yards (78.0 percent).
- » Has tallied 1029 points during his Falcons career, breaking the franchise record of 806 points in 2016. Named to his first career Pro Bowl in 2016. Converted 34-of-37 field goal attempts, including a 59-yard long, while adding 56 extra points. Lead the league in scoring with 158 points, setting a new franchise record. Bryant's 158 points in 2016 led the NFL and ranked tied for the 10th most in a single season in NFL history.
- » Became the Falcons all-time leading scorer, surpassing Morten Andersen (806) against Green Bay (10/30/16). Totaled 884 points in his Falcons career. Surpassed Andersen's franchise record for career field goals with his 185th kick at Philadelphia (11/13/16).
- » Converted 14-of-18 field goals in 10 games before being placed on injured reserve in 2015. Also made all 26 of his PAT attempts. His streak of 28 straight made field goals was the second-longest in team history behind his stretch of 30 consecutive FGs between 2010 and 2011.
- » Connected on 29 of his 32 field goals, including several game-winners, and moved into second on the franchise's all-time scoring list. Also had an NFL best seven kicks from 50-yards-or-longer in 2014.
- » Became the fourth player in NFL history to kick a 50+ yard field goal with less than a minute remaining in regulation to force overtime in addition to converting a 50+ game-winning field goal in overtime vs. New Orleans (9/7/14). Was five-for-five on field goal attempts, which is a career high. His 17 total points tied him for the fourth-highest point total by any kicker in a single game in franchise history vs. Arizona (11/30/14).
- » Hit 33 of 38 field goal attempts (86.8 percent) in 2012, including all four of his attempts of 50 yards or longer. Also connected on all 44 of his extra point attempts and scored 143 points.
- » Hit a 49-yard game-winning field goal with 13 seconds remaining in the Falcons NFC Divisional Playoff

- » matchup with the Seattle Seahawks (1/13/13).
- » In 2012, ranked third in the NFL and set a franchise record with 143 points, breaking Jay Feely's previous record of 138 set in 2002.
- » In 2011, set a franchise record by connecting on 30 consecutive field goals, breaking K Norm Johnson's record of 26 in a row set between 1992 and 1993. Kicked the second-longest game-winning field goal in NFL history after splitting the uprights on a 62-yarder against Philadelphia in 2006. Has earned NFC Player of the Week honors seven times (twice with the Buccaneers, the New York Giants and three times with the Falcons), including two times in 2010, and player of the month honors once during his career.

## COLLEGE

- » A graduate of Baylor University ranked seventh on the school's all-time scoring list with 105 points (21 field goals and 42 extra points). His 21 field goals placed him fifth in Bears history while his 42 of 42 PATs set the school record with a 100 percent success rate.
- » Attended Trinity Valley Junior College for two years and was twice named a junior college All-America selection.

## PERSONAL

- » Attended Bridge City High School in Texas where his 52-yard field goal is still the school record. Following the 2008 season, was honored by the PFWA with the Halas Award, which goes to the individual in the NFL who overcame the most adversity to succeed during a season.
- » Was named the Buccaneers 2007 Man of the Year and a finalist for the NFL Walter Payton Man of the Year award for his work on and off the football field.
- » Was the Buccaneers 2008 Ed Block Courage Award recipient.
- » Married to Melissa, and the couple has seven children. The couple's youngest son, Matthew Tryson, passed away in September 2008.
- » Attended several events to support the March of Dimes Georgia chapter during the 2010 season.
- » He attended a special Prematurity Town Hall Forum at Zoo Atlanta, Bowling for Babies and an Evening of Excellence, where he and his wife, Melissa, spoke about how the March of Dimes has impacted their lives and the great work that they do to support babies all across the nation.
- » Participated in the Extra Yard partnership program and donated his tickets to the March of Dimes Georgia. Attended a special night at Andretti's Indoor Karting & Games with several children from the Make A Wish Foundation of Georgia/Alabama, bowling for Challenged Child & Friends and fishing with the Falcons (a special fishing outing on Lake Lanier with wounded military veterans).



## TRANSACTIONS

- » Originally signed as a free agent by the New York Giants in 2002 and was allocated to NFL Europa.
- » Released by the Giants in 2004 and competed in four games between the Indianapolis Colts and Miami Dolphins.
- » Signed by Tampa Bay as a free agent on March 2, 2005.
- » Released by the Buccaneers on September 5, 2009, and competed with the Florida Tuskers of the UFL.
- » Signed by the Falcons as a free agent on December 1, 2009.
- » Signed by the Falcons as a free agent on July 29, 2011.

### MATT BRYANT - NFL REGULAR SEASON STATISTICS

DATE	TEAM	GP	FGM	FGA	PCT.	LG	XP	XPA	PCT.	BLK	PTS
2017	Falcons	16	34	39	87.2	57	35	35	100.0	2	137
2016	Falcons	16	34	37	91.9	59	56	57	98.2	1	158
2015	Falcons	10	14	18	77.8	47	26	26	100.0	0	68
2014	Falcons	16	29	32	90.6	54	40	40	100.0	1	127
2013	Falcons	16	24	27	88.9	53	39	39	100.0	0	111
2012	Falcons	16	33	38	86.8	55	44	44	100.0	0	143
2011	Falcons	16	27	29	93.1	51	45	45	100.0	0	126
2010	Falcons	16	28	31	90.3	51	44	44	100.0	1	128
2009	Falcons	5	7	10	70.0	51	10	10	100.0	2	31
2008	Buccaneers	16	32	38	84.2	49	35	36	97.2	0	131
2007	Buccaneers	16	28	33	84.8	49	34	34	100.0	0	118
2006	Buccaneers	16	17	22	77.3	62	22	23	95.7	0	73
2005	Buccaneers	15	21	25	84.0	50	31	31	100.0	0	94
2004	Dolphins	3	3	3	100.0	47	7	7	100.0	0	16
Went from <b>Colts</b> to <b>Dolphins</b> .											
2004	Colts	1	0	1	0.0	0	5	5	100.0	0	5
2003	Giants	11	11	14	78.6	47	17	17	100.0	1	50
2002	Giants	16	26	31	83.9	47	28	30	93.3	1	106
NFL TOTALS		221	368	428	86.0	62	518	523	99.0	9	1,622

### MATT BRYANT - NFL POSTSEASON STATISTICS

DATE	TEAM	GP	FGM	FGA	PCT.	LG	XP	XPA	PCT.	BLK	PTS
2017	Falcons	2	5	5	100.0	54	3	3	100.0	0	18
2016	Falcons	3	3	3	100.0	35	13	14	92.9	0	22
2012	Falcons	2	4	4	100.0	49	6	6	100.0	0	18
2011	Falcons	0	0	0	0.0	0	0	0	0.0	0	0
2010	Falcons	1	0	0	0.0	0	3	3	100.0	0	3
2007	Buccaneers	1	0	0	0.0	0	2	2	100.0	0	2
2005	Buccaneers	1	1	1	100.0	43	1	1	100.0	0	4
2002	Giants	1	1	2	50.0	21	5	5	100.0	0	8
NFL TOTALS		11	14	15	93.3	54	33	34	97.1	0	75

## REGULAR SEASON FIELD-GOAL ACCURACY

DATE	TEAM	1-19	PCT.	20-29	PCT.	30-39	PCT.	40-49	PCT.	50+	PCT.
2017	Falcons	1-1	100.0	6-6	100.0	10-13	76.9	9-10	90.0	8-9	88.9
2016	Falcons	0-0	0.0	12-12	100.0	7-8	87.5	9-9	100.0	6-8	75.0
2015	Falcons	1-1	100.0	4-4	100.0	3-4	75.0	6-9	66.7	0-0	0.0
2014	Falcons	0-0	0.0	10-10	100.0	4-4	100.0	8-8	100.0	7-10	70.0
2013	Falcons	0-0	0.0	9-9	100.0	7-8	87.5	5-5	100.0	3-5	60.0
2012	Falcons	1-1	100.0	8-9	88.9	10-11	90.9	10-13	76.9	4-4	100.0
2011	Falcons	2-2	100.0	9-9	100.0	9-9	100.0	5-7	71.4	2-2	100.0
2010	Falcons	0-0	0.0	11-11	100.0	8-9	88.9	8-10	80.0	1-1	100.0
2009	Falcons	0-0	0.0	2-2	100.0	4-4	100.0	0-2	0.0	1-2	50.0
2008	Buccaneers	0-0	0.0	12-12	100.0	15-15	100.0	5-8	62.5	0-3	0.0
2007	Buccaneers	0-0	0.0	11-12	91.7	11-11	100.0	6-7	85.7	0-3	0.0
2006	Buccaneers	0-0	0.0	8-8	100.0	3-3	100.0	5-9	55.6	1-2	50.0
2005	Buccaneers	0-0	0.0	2-4	50.0	8-8	100.0	10-11	90.9	1-2	50.0
2004	Dolphins	0-0	0.0	1-1	100.0	0-0	0.0	2-2	100.0	0-0	0.0
Went from <b>Colts</b> to <b>Dolphins</b> .											
2004	Colts	0-0	0.0	0-0	0.0	0-0	0.0	0-1	0.0	0-0	0.0
2003	Giants	0-0	0.0	3-4	75.0	4-5	80.0	4-5	80.0	0-0	0.0
2002	Giants	2-2	100.0	7-7	100.0	14-18	77.8	3-4	75.0	0-0	0.0
NFL TOTALS		7-7	100.0	115-120	95.8	117-130	90.0	95-120	79.2	34-51	66.7

## POSTSEASON FIELD-GOAL ACCURACY

DATE	TEAM	1-19	PCT.	20-29	PCT.	30-39	PCT.	40-49	PCT.	50+	PCT.
2017	Falcons	0-0	0.0	2-2	100.0	1-1	100.0	0-0	0.0	2-2	100.0
2016	Falcons	0-0	0.0	1-1	100.0	2-2	100.0	0-0	0.0	0-0	0.0
2012	Falcons	0-0	0.0	0-0	0.0	3-3	100.0	1-1	100.0	0-0	0.0
2011	Falcons	0-0	0.0	0-0	0.0	0-0	0.0	0-0	0.0	0-0	0.0
2010	Falcons	0-0	0.0	0-0	0.0	0-0	0.0	0-0	0.0	0-0	0.0
2007	Buccaneers	0-0	0.0	0-0	0.0	0-0	0.0	0-0	0.0	0-0	0.0
2005	Buccaneers	0-0	0.0	0-0	0.0	0-0	0.0	1-1	100.0	0-0	0.0
2002	Giants	0-0	0.0	1-1	100.0	0-0	0.0	0-1	0.0	0-0	0.0
NFL TOTALS		0-0	0.0	4-4	100.0	6-6	100.0	2-3	66.7	2-2	100.0

### SINGLE-GAME HIGHS: KICKER

<b>Field Goals Made</b>	5 vs. Carolina Panthers, Dec 31, 2017 5 vs. Arizona Cardinals, Nov 30, 2014 4 at New York Jets, Oct 29, 2017 ...12 more at 4.	<b>PAT Attempts</b>	8 vs. Tampa Bay Buccaneers, Sep 18, 2014 6 at Los Angeles Rams, Dec 11, 2016 6 vs. Carolina Panthers, Oct 02, 2016 ...4 more at 6.
<b>Field Goal Attempts</b>	6 vs. Dallas Cowboys, Nov 04, 2012 5 vs. Carolina Panthers, Dec 31, 2017 5 at Carolina Panthers, Dec 24, 2016 ...2 more at 5.	<b>Points</b>	17 vs. Arizona Cardinals, Nov 30, 2014 16 vs. Carolina Panthers, Dec 31, 2017 16 at Kansas City Chiefs, Sep 09, 2012
<b>Longest Field Goals Made</b>	62 vs. Philadelphia Eagles, Oct 22, 2006 59 vs. Kansas City Chiefs, Dec 04, 2016 57 at Tampa Bay Buccaneers, Dec 18, 2017 8 vs. Tampa Bay Buccaneers, Sep 18, 2014 6 at Los Angeles Rams, Dec 11, 2016 6 vs. Carolina Panthers, Oct 02, 2016 ...3 more at 6.	<b>Special Teams Tackles</b>	1 vs. Green Bay Packers, Sep 28, 2008 1 vs. Jacksonville Jaguars, Oct 28, 2007 ...8 more at 1.

### SINGLE-GAME HIGHS - POSTSEASON: KICKER

<b>Field Goals Made</b>	4 at Los Angeles Rams, Jan 06, 2018 3 vs. Seattle Seahawks, Jan 13, 2013 2 vs. Seattle Seahawks, Jan 14, 2017	<b>PATs Made</b>	5 vs. Green Bay Packers, Jan 22, 2017 5 at San Francisco 49ers, Jan 05, 2003 4 vs. New England Patriots, Feb 05, 2017 ...1 more at 4.
<b>Field Goal Attempts</b>	4 at Los Angeles Rams, Jan 06, 2018 3 vs. Seattle Seahawks, Jan 13, 2013 2 vs. Seattle Seahawks, Jan 14, 2017 ...1 more at 2.	<b>PAT Attempts</b>	6 vs. Green Bay Packers, Jan 22, 2017 5 at San Francisco 49ers, Jan 05, 2003 4 vs. New England Patriots, Feb 05, 2017 ...1 more at 4.
<b>Longest Field Goals Made</b>	54 at Los Angeles Rams, Jan 06, 2018 49 vs. Seattle Seahawks, Jan 13, 2013 43 vs. Washington Redskins, Jan 07, 2006	<b>Points</b>	14 at Los Angeles Rams, Jan 06, 2018 12 vs. Seattle Seahawks, Jan 13, 2013 10 vs. Seattle Seahawks, Jan 14, 2017

## 2017 GAME-BY-GAME REGULAR SEASON STATISTICS (FALCONS)

		FIELD GOALS				EXTRA POINTS							
DATE	OPPONENT	FGM	FGA	PCT	LG	XP	XPA	PCT	BLK	PTS	W/L	SCORE	
09/10	at Bears	P	3	3	100.0	48	2	2	100.0	0	11	W	23-17
09/17	PACKERS	P	2	2	100.0	53	4	4	100.0	0	10	W	34-23
09/24	at Lions	P	3	3	100.0	48	3	3	100.0	0	12	W	30-26
10/01	BILLS	P	1	1	100.0	28	2	2	100.0	0	5	L	17-23
10/15	DOLPHINS	P	1	2	50.0	50	2	2	100.0	0	5	L	17-20
10/22	at Patriots	P	0	2	0.0	0	1	1	100.0	0	1	L	7-23
10/29	at Jets	P	4	4	100.0	45	1	1	100.0	0	13	W	25-20
11/05	at Panthers	P	1	1	100.0	53	2	2	100.0	0	5	L	17-20
11/12	COWBOYS	P	2	2	100.0	50	3	3	100.0	0	9	W	27-7
11/20	at Seahawks	P	2	2	100.0	44	4	4	100.0	0	10	W	34-31
11/26	BUCCANEERS	P	2	2	100.0	49	4	4	100.0	0	10	W	34-20
12/03	VIKINGS	P	3	4	75.0	47	0	0	0.0	0	9	L	9-14
12/07	SAINTS	P	2	2	100.0	52	2	2	100.0	0	8	W	20-17
12/18	at Buccaneers	P	1	2	50.0	57	3	3	100.0	0	6	W	24-21
12/24	at Saints	P	2	2	100.0	48	1	1	100.0	0	7	L	13-23
12/31	PANTHERS	P	5	5	100.0	56	1	1	100.0	0	16	W	22-10
2017 TOTALS	16	34	39	87.2	57	35	35	100.0	0	137	10-6		

## 2016 GAME-BY-GAME REGULAR SEASON STATISTICS (FALCONS)

FIELD GOALS						EXTRA POINTS							
DATE	OPPONENT		FGM	FGA	PCT	LG	XP	XPA	PCT	BLK	PTS	W/L	SCORE
09/11	BUCCANEERS	P	3	3	100.0	34	1	1	100.0	0	10	L	24-31
09/18	at Raiders	P	2	2	100.0	21	3	3	100.0	0	9	W	35-28
09/26	at Saints	P	1	1	100.0	21	6	6	100.0	0	9	W	45-32
10/02	PANTHERS	P	2	2	100.0	53	6	6	100.0	0	12	W	48-33
10/09	at Broncos	P	3	3	100.0	46	2	2	100.0	0	11	W	23-16
10/16	at Seahawks	P	1	1	100.0	33	3	3	100.0	0	6	L	24-26
10/23	CHARGERS	P	3	4	75.0	42	3	3	100.0	0	12	L	30-33+
10/30	PACKERS	P	2	2	100.0	40	3	3	100.0	0	9	W	33-32
11/03	at Buccaneers	P	3	3	100.0	50	4	4	100.0	0	13	W	43-28
11/13	at Eagles	P	3	4	75.0	46	0	1	0.0	0	9	L	15-24
11/27	CARDINALS	P	1	1	100.0	45	5	5	100.0	0	8	W	38-19
12/04	CHIEFS	P	3	3	100.0	59	1	1	100.0	0	10	L	28-29
12/11	at Rams	P	0	0	0.0	0	6	6	100.0	0	6	W	42-14
12/18	49ERS	P	2	2	100.0	50	5	5	100.0	0	11	W	41-13
12/24	at Panthers	P	4	5	80.0	51	3	3	100.0	0	15	W	33-16
01/01	SAINTS	P	1	1	100.0	22	5	5	100.0	0	8	W	38-32
2016 TOTALS	16		34	37	91.9	59	56	57	98.2	0	158	11-5	

+ - Overtime

## 2015 GAME-BY-GAME REGULAR SEASON STATISTICS (FALCONS)

FIELD GOALS							EXTRA POINTS							
DATE	OPPONENT		FGM	FGA	PCT	LG	XP	XPA	PCT	BLK	PTS	W/L	SCORE	
09/14	EAGLES	P	4	4	100.0	47	2	2	100.0	0	14	W	26-24	
09/20	at Giants	P	1	1	100.0	42	3	3	100.0	0	6	W	24-20	
09/27	at Cowboys	P	1	1	100.0	32	4	4	100.0	0	7	W	39-28	
10/04	TEXANS	P	0	0	0.0	0	6	6	100.0	0	6	W	48-21	
10/11	REDSKINS	P	2	4	50.0	42	1	1	100.0	0	7	W	25-19+	
10/15	at Saints	P	0	0	0.0	0	3	3	100.0	0	3	L	21-31	
10/25	at Titans	P	1	2	50.0	27	1	1	100.0	0	4	W	10-7	
11/01	BUCCANEERS	P	2	2	100.0	24	2	2	100.0	0	8	L	20-23+	
11/08	at 49ers	P	3	3	100.0	44	1	1	100.0	0	10	L	16-17	
11/22	COLTS	P	0	1	0.0	0	3	3	100.0	0	3	L	21-24	
11/29	VIKINGS						INACTIVE						L	10-20
12/06	at Buccaneers						INACTIVE						L	19-23
2015 TOTALS		10	14	18	77.8	47	26	26	100.0	0	68	6-6		

+ - Overtime

## 2017 GAME-BY-GAME POSTSEASON STATISTICS (FALCONS)

		FIELD GOALS				EXTRA POINTS						
DATE	OPPONENT	FGM	FGA	PCT	LG	XP	XPA	PCT	BLK	PTS	W/L	SCORE
01/06	at Rams P	4	4	100.0	54	2	2	100.0	0	14	W	26-13
01/13	at Eagles P	1	1	100.0	33	1	1	100.0	0	4	L	10-15
2017 TOTALS		2	5	5	100.0	54	3	3	100.0	0	18	1-1

## 2016 GAME-BY-GAME POSTSEASON STATISTICS (FALCONS)

		FIELD GOALS				EXTRA POINTS						
DATE	OPPONENT	FGM	FGA	PCT	LG	XP	XPA	PCT	BLK	PTS	W/L	SCORE
01/14	SEAHAWKS P	2	2	100.0	35	4	4	100.0	0	10	W	36-20
01/22	PACKERS P	1	1	100.0	28	5	6	83.3	0	8	W	44-21
02/05	PATRIOTS P	0	0	0.0	0	4	4	100.0	0	4	L	28-34+
2016 TOTALS		3	3	3	100.0	35	13	14	92.9	0	22	2-1


+- Overtime

59

## DE'VONORE CAMPBELL

LINEBACKER

(3RD YEAR WITH FALCONS)



HOMETOWN: FORT MYERS, FL

COLLEGE: MINNESOTA

BIRTHDATE:

07 / 01 / 93

HEIGHT:

6'4"

WEIGHT:

232

NFL EXP:

3 YRS

ACQUIRED:

04 '16

## 2017 (FALCONS)

- Recorded 93 tackles (62 solo) with two sacks, six quarterback hits, four tackles for loss, one forced fumble, and four passes defended in 2017. Talled his first career sack in Week 2, dropping QB Aaron Rodgers for an 8-yard loss.
- Posted eight tackles and his first career playoff sack in the postseason. Also added two tackle s for loss and a pair of quarterback hits.
- Set a career high with 13 total tackles in a Week 10 win over Dallas (11/12).

## CAREER

- In two seasons, has compiled 141 tackles (93 solo), two sacks, one interception, two forced fumbles and 11 passes defended.
- In 10 games as a rookie, notched 48 tackles (35 solo) with five tackles for loss, one quarterback hit, one forced fumble, one interception, and seven passes defended.
- Started at linebacker in his NFL debut against Tampa Bay (9/11/16). Posted four tackles (four solo) with one tackle for loss. Snagged his first career interception, picking off QB Carson Palmer, to seal Atlanta's 38-19 win over Arizona (11/27/16). Added four tackles and three passes defended.

## COLLEGE

- Played in 39 games with 27 starts during his three years with the Gophers. He finished his career at Minnesota with 208 tackles, 16 tackles for loss, and 6.5 sacks.

- During his senior season, Campbell was named All-Big Ten Honorable Mention after recording a team-high four sacks and posting three straight games with double-digit tackles.
- In 2015, competed in 13 games and started 11. Finished third on the team with 92 tackles, including 6.5 tackles for loss (team-high 4.0 sacks). Broke up three passes to go along with an interception and one forced fumble.
- Started all 13 games as a junior in 2014 and was named an Academic All-Big Ten selection. Finished third on the team with 75 tackles and added 6.5 tackles for loss with 2.5 sacks. Recovered three fumbles, returned an interception for a touchdown, and broke up one pass.
- Played in 13 games and started three as a sophomore. Notched 41 tackles, including 3.0 tackles for loss. Broke up one pass and forced one fumble. Made his Minnesota debut against UNLV after transferring from Hutchinson Community College. Recorded three solo tackles, including one tackle for loss in that game.

## PERSONAL

- Helped lead Hutchinson Community College to a 9-3 record and a win in the 2012 Salt City Bowl. Collared 83 tackles (25 solo), averaging 6.9 tackles per game. Recorded eight tackles for loss, 3.5 sacks, four passes defended and one fumble recovery. Also returned an interception 34 yards for a touchdown.
- Son of Luther and Cathryn Campbell. Earned his degree in business and marketing education and is currently working on his certificate program in human resource development.

## TRANSACTIONS

- Selected by the Falcons in the fourth round (115th overall) of the 2016 NFL Draft.

## DE'VONORE CAMPBELL - NFL REGULAR SEASON STATISTICS

		TACKLES									INTERCEPTIONS						FUMBLES				ST				MISC			
DATE	TEAM	GP	GS	TK	S	A	TFL	YDS	SK	YDS	QBH	NO	YDS	LG	TD	PD	FF	FR	YDS	TK	S	A	FF	FR	S	A		
2017	Falcons	16	16	92	61	31	3	17	2.0	15.0	6	0	0	0	0	4	1	0	0	0	0	0	0	0	0	0		
2016	Falcons	11	10	48	35	13	5	19	0.0	0.0	0	1	7	7	0	7	1	0	0	0	0	0	0	0	0	0		
NFL TOTALS		27	26	140	96	44	8	36	2.0	15.0	6	1	7	7	0	11	2	0	0	0	0	0	0	0	0	0		

## DE'VONDRÉ CAMPBELL - NFL POSTSEASON STATISTICS

TACKLES										INTERCEPTIONS				FUMBLES				ST				MISC				
DATE	TEAM	GP	GS	TK	S	A	TFL	YDS	SK	YDS	QBH	NO	YDS	LG	TD	PD	FF	FR	YDS	TK	S	A	FF	FR	S	A
2017	Falcons	2	2	8	8	0	2	14	1.0	7.0	2	0	0	0	0	0	0	0	0	0	0	0	0	0	0	0
2016	Falcons	3	3	11	8	3	0	0	0.0	0.0	1	0	0	0	0	0	0	0	0	0	0	0	0	0	0	0
NFL TOTALS		5	5	19	16	3	2	14	1.0	7.0	3	0	0	0	0	0	0	0	0	0	0	0	0	0	0	0

### SINGLE-GAME HIGHS: DEFENSIVE

<b>Total Tackles</b>	13 vs. Dallas Cowboys, Nov 12, 2017 10 vs. Los Angeles Chargers, Oct 23, 2016 9 at Tampa Bay Buccaneers, Nov 03, 2016	<b>Tackles For Loss</b>	1 vs. Dallas Cowboys, Nov 12, 2017 1 at New England Patriots, Oct 22, 2017 ...6 more at 1.
<b>Sacks</b>	1.0 at New England Patriots, Oct 22, 2017 1.0 vs. Green Bay Packers, Sep 17, 2017	<b>Interceptions</b>	1 vs. Arizona Cardinals, Nov 27, 2016
<b>Passes Defensed</b>	3 vs. Arizona Cardinals, Nov 27, 2016 2 vs. Miami Dolphins, Oct 15, 2017 1 vs. Green Bay Packers, Sep 17, 2017 ...5 more at 1.	<b>Interception Return Yards</b>	7 vs. Arizona Cardinals, Nov 27, 2016
<b>Forced Fumbles</b>	1 at New England Patriots, Oct 22, 2017 1 at Tampa Bay Buccaneers, Nov 03, 2016		

### SINGLE-GAME HIGHS - POSTSEASON: DEFENSIVE

<b>Total Tackles</b>	6 at Philadelphia Eagles, Jan 13, 2018 4 vs. New England Patriots, Feb 05, 2017 4 vs. Seattle Seahawks, Jan 14, 2017 1.0 at Los Angeles Rams, Jan 06, 2018	<b>Tackles For Loss</b>	1 at Philadelphia Eagles, Jan 13, 2018 1 at Los Angeles Rams, Jan 06, 2018
<b>Sacks</b>			

## 2017 GAME-BY-GAME REGULAR SEASON STATISTICS (FALCONS)

		TACKLES									INTERCEPTIONS					FUMBLES			ST				MISC			
DATE	OPPONENT	TK	S	A	SK	YDS	TFL	YDS	QBH	NO	YDS	LG	TD	PD	FF	FR	YDS	TK	S	A	FF	FR	S	A	W/L	SCORE
09/10	at Bears	S	6	4	2	0.0	0.0	0	0	1	0	0	0	0	1	0	0	0	0	0	0	0	0	0	W	23-17
09/17	PACKERS	S	8	6	2	1.0	8.0	1	8	1	0	0	0	0	1	0	0	0	0	0	0	0	0	0	W	34-23
09/24	at Lions	S	3	2	1	0.0	0.0	0	0	0	0	0	0	0	0	0	0	0	0	0	0	0	0	0	W	30-26
10/01	BILLS	S	5	4	1	0.0	0.0	0	0	0	0	0	0	0	0	0	0	0	0	0	0	0	0	0	L	17-23
10/15	DOLPHINS	S	4	2	2	0.0	0.0	0	0	1	0	0	0	0	2	0	0	0	0	0	0	0	0	0	L	17-20
10/22	at Patriots	S	8	7	1	1.0	7.0	1	7	1	0	0	0	0	0	1	0	0	0	0	0	0	0	0	L	7-23
10/29	at Jets	S	4	2	2	0.0	0.0	0	0	0	0	0	0	0	0	0	0	0	0	0	0	0	0	0	W	25-20
11/05	at Panthers	S	8	3	5	0.0	0.0	0	0	0	0	0	0	0	0	0	0	0	0	0	0	0	0	0	L	17-20
11/12	COWBOYS	S	13	11	2	0.0	0.0	1	2	0	0	0	0	0	0	0	0	0	0	0	0	0	0	0	W	27-7
11/20	at Seahawks	S	4	3	1	0.0	0.0	0	0	0	0	0	0	0	0	0	0	0	0	0	0	0	0	0	W	34-31
11/26	BUCCANEERS	S	4	2	2	0.0	0.0	0	0	1	0	0	0	0	0	0	0	0	0	0	0	0	0	0	W	34-20
12/03	VIKINGS	S	6	1	5	0.0	0.0	0	0	0	0	0	0	0	0	0	0	0	0	0	0	0	0	0	L	9-14
12/07	SAINTS	S	6	4	2	0.0	0.0	0	0	0	0	0	0	0	0	0	0	0	0	0	0	0	0	0	W	20-17
12/18	at Buccaneers	S	6	6	0	0.0	0.0	0	0	0	0	0	0	0	0	0	0	0	0	0	0	0	0	0	W	24-21
12/24	at Saints	S	3	1	2	0.0	0.0	0	0	0	0	0	0	0	0	0	0	0	0	0	0	0	0	0	L	13-23
12/31	PANTHERS	S	4	3	1	0.0	0.0	0	0	1	0	0	0	0	0	0	0	0	0	0	0	0	0	0	W	22-10
2017 TOTALS		16-16	92	61	31	2.0	15.0	3	17	6	0	0	0	0	4	1	0	0	0	0	0	0	0	0	10-6	

## 2016 GAME-BY-GAME REGULAR SEASON STATISTICS (FALCONS)

		TACKLES									INTERCEPTIONS					FUMBLES			ST				MISC			
DATE	OPPONENT	TK	S	A	SK	YDS	TFL	YDS	QBH	NO	YDS	LG	TD	PD	FF	FR	YDS	TK	S	A	FF	FR	S	A	W/L	SCORE
09/11	BUCCANEERS	S	4	4	0	0.0	0.0	1	6	0	0	0	0	0	0	0	0	0	0	0	0	0	0	0	L	24-31
09/18	at Raiders									INACTIVE															W	35-28
09/26	at Saints									INACTIVE															W	45-32
10/02	PANTHERS									INACTIVE															W	48-33
10/09	at Broncos									INACTIVE															W	23-16
10/16	at Seahawks	P	3	2	1	0.0	0.0	0	0	0	0	0	0	0	0	0	0	0	0	0	0	0	0	L	24-26	
10/23	CHARGERS	S	10	6	4	0.0	0.0	1	1	0	0	0	0	0	0	0	0	0	0	0	0	0	0	L	30-33	
10/30	PACKERS	S	5	4	1	0.0	0.0	1	6	0	0	0	0	0	0	0	0	0	0	0	0	0	0	W	33-32	
11/03	at Buccaneers	S	9	8	1	0.0	0.0	0	0	0	0	0	0	1	1	0	0	0	0	0	0	0	0	W	43-28	
11/13	at Eagles	S	2	1	1	0.0	0.0	0	0	0	0	0	0	1	0	0	0	0	0	0	0	0	0	L	15-24	
11/27	CARDINALS	S	4	4	0	0.0	0.0	0	0	0	1	7	7	3	0	0	0	0	0	0	0	0	0	W	38-19	
12/04	CHIEFS	S	5	3	2	0.0	0.0	1	1	0	0	0	0	0	0	0	0	0	0	0	0	0	0	L	28-29	
12/11	at Rams	S	1	1	0	0.0	0.0	1	5	0	0	0	0	1	0	0	0	0	0	0	0	0	0	W	42-14	
12/18	49ERS	S	1	0	1	0.0	0.0	0	0	0	0	0	0	0	0	0	0	0	0	0	0	0	0	W	41-13	
12/24	at Panthers									INACTIVE															W	33-16
01/01	SAINTS	S	4	2	2	0.0	0.0	0	0	0	0	0	0	1	0	0	0	0	0	0	0	0	0	W	38-32	
2016 TOTALS		11-10	48	35	13	0.0	0.0	5	19	0	1	7	7	0	7	1	0	0	0	0	0	0	0	0	11-5	

+ - Overtime

## 2017 GAME-BY-GAME POSTSEASON STATISTICS (FALCONS)

		TACKLES									INTERCEPTIONS					FUMBLES			ST					MISC			
DATE	OPPONENT	TK	S	A	SK	YDS	TFL	YDS	QBH	NO	YDS	LG	TD	PD	FF	FR	YDS	TK	S	A	FF	FR	S	A	W/L	SCORE	
01/06	at Rams	S	2	2	0	1.0	7.0	1	7	2	0	0	0	0	0	0	0	0	0	0	0	0	0	0	W	26-13	
01/13	at Eagles	S	6	6	0	0.0	0.0	1	7	0	0	0	0	0	0	0	0	0	0	0	0	0	0	0	L	10-15	
2017 TOTALS		2-2	8	8	0	1.0	7.0	2	14	2	0	0	0	0	0	0	0	0	0	0	0	0	0	0	0	1-1	

## 2016 GAME-BY-GAME POSTSEASON STATISTICS (FALCONS)

		TACKLES								INTERCEPTIONS					FUMBLES			ST				MISC				
DATE	OPPONENT	TK	S	A	SK	YDS	TFL	YDS	QBH	NO	YDS	LG	TD	PD	FF	FR	YDS	TK	S	A	FF	FR	S	A	W/L	SCORE
01/14	SEAHAWKS	S	4	3	1	0.0	0.0	0	0	0	0	0	0	0	0	0	0	0	0	0	0	0	0	0	W	36-20
01/22	PACKERS	S	3	2	1	0.0	0.0	0	0	1	0	0	0	0	0	0	0	0	0	0	0	0	0	0	W	44-21
02/05	PATRIOTS	S	4	3	1	0.0	0.0	0	0	0	0	0	0	0	0	0	0	0	0	0	0	0	0	0	L	28-34+
2016 TOTALS		3-3	11	8	3	0.0	0.0	0	0	1	0	0	0	0	0	0	0	0	0	0	0	0	0	0	2-1	


+ - Overtime

26

TEVIN COLEMAN

RUNNING BACK

(4TH YEAR WITH FALCONS)

HOMETOWN: *TINLEY PARK IL*COLLEGE: *INDIANA*

BIRTHDATE:

04 / 16 / 93

HEIGHT:

6'1"

WEIGHT:

210

NFL EXP:

4 YRS

ACQUIRED:

03 '15

## » 2017 (FALCONS)

- » Logged 156 carries for 628 yards with five touchdowns while adding 27 catches for 299 yards and three scores in 2017.
- » Totaled 119 yards on 24 carries while adding four receptions for 42 yards in two postseason games.
- » Posted his 10th career rushing TD with a 6-yard score in Week 6 against Miami. Posted the second most total yards from scrimmage of his career with 144 (79 rush | 65 rec.) against Buffalo in Week 4. Averaged 11.1 yards per touch. Had one of the best games of his career against Tampa Bay in Week 12, logging 19 carries for 97 yards with two touchdowns.

## CAREER

- » Has played in 40 games with six starts in three seasons. Has logged 361 carries for 1,540 yards (4.3 yards per carry) with 14 touchdowns. Has added 60 receptions for 734 yards and six touchdowns.
- » Logged 118 carries for 520 yards with eight touchdowns while adding 31 catches for 421 yards and three scores in 13 games in 2016. Finished second on the team with 12 total touchdowns. Recorded three games with 100+ scrimmage yards.
- » In 2016, joined Devonta Freeman to become the first Falcons RB duo to post 10 total touchdowns each in a single season. Caught a six-yard touchdown pass from Matt Ryan in Super Bowl LI against New England. Caught five passes for 95 yards (19.0 yards per catch) while adding 22 yards on eight carries against Tampa Bay (9/11/16). One of 10 running backs in franchise history to record 95 receiving yards in a single game.
- » Rushed for three touchdowns in a Monday Night Football win at New Orleans (9/26/16), becoming the seventh player in franchise history to rush for three touchdowns in a single game. Carried the ball 12 times for 42 yards while adding three catches for 47 yards.
- » Played in 12 games with three starts during his rookie season. Logged 87 carries for 392 yards with one touchdown. Also added two catches for 14 yards as a receiver out of the backfield.
- » Totaled 80 yards on 20 carries against Philadelphia (9/14). His 80 rushing yards were the most by a Falcons rookie since RB Jerious Norwood ran for 107 yards against the Washington Redskins.
- » Scored his first career touchdown, punching in a 1-yard run, at New York (9/20). Recorded 32 yards on nine carries before leaving the game with a rib injury.
- » Had a career day against Minnesota (11/29), rushing for 110 yards on 18 carries while averaging 6.1 yards per carry. Recorded his first career 100-yard game giving Atlanta a 100-yard rusher in five games that season.

## COLLEGE

- » Played in 33 games for the Hoosiers and logged 3,219 yards on 452 carries. He averaged 7.1 yards per carry and 97.5 yards per game, while tallying 28 touchdowns.
- » In 2014, he became the 18th player in FBS history to reach 2,000 rushing yards in a single season. He recorded 2,036 yards, and averaged 169.7 rushing yards per game, finishing the season with 11 100-yard rushing games.
- » His spectacular 2014 season allowed him to finish seventh in the Heisman Trophy voting, and he was a finalist for the Doak Walker Award. He also earned first-team All-Big Ten honors and served as a team captain for the Hoosiers.
- » He set a single-game rushing record with 307 rushing yards on 32 carries against Rutgers in 2014.
- » In 2013, he rushed for 958 yards on 131 carries and averaged 106.4 rushing yards per game with 12 touchdowns. He also tallied 1,275 all-purpose yards and earned honorable mention All-Big Ten honors, as well as Indiana's Corby Davis Memorial Award as the team's most outstanding running back.
- » During his freshman year in 2013, he was named to the freshman All-Big Ten team, and rushed for 225 yards on 51 carries and one touchdown. He led the Hoosiers in kick return yards with 566 on 24 returns. Also scored on a career-long 96-yard return touchdown.

## PERSONAL

- » He attended Oak Forest High School and played running back, wide receiver and cornerback. He was named the Pepsi-Cola/Southtown Star as well as the Suburban Conference and Daily Southtown Player of the Year. He was selected as a first team all-state choice after rushing for 949 yards on 83 carries with 13 touchdowns.

## TRANSACTIONS

- » Selected by the Falcons in the third round (72nd overall) of the 2015 NFL Draft.



## TEVIN COLEMAN - NFL REGULAR SEASON STATISTICS

DATE	TEAM	GP	GS	RUSHING					RECEIVING				
				NO.	YDS.	AVG.	LG	TD	NO.	YDS	AVG	LG	TD
2017	Falcons	15	3	156	628	4.0	52	5	27	299	11.1	39	3
2016	Falcons	13	0	118	520	4.4	55t	8	31	421	13.6	49	3
2015	Falcons	12	3	87	392	4.5	46	1	2	14	7.0	10	0
NFL TOTALS		40	6	361	1,540	4.3	55t	14	60	734	12.2	49	6

## TEVIN COLEMAN - NFL POSTSEASON STATISTICS

DATE	TEAM	GP	GS	RUSHING					RECEIVING				
				NO.	YDS.	AVG.	LG	TD	NO.	YDS	AVG	LG	TD
2017	Falcons	2	0	24	119	5.0	23	0	4	42	10.5	14	0
2016	Falcons	3	0	29	115	4.0	15	1	7	63	9.0	17	2
NFL TOTALS		5	0	53	234	4.4	23	1	11	105	9.5	17	2

### SINGLE-GAME HIGHS: RUSHING/RECEIVING

<b>Rush Attempts</b>	20 at Seattle Seahawks, Nov 20, 2017 20 vs. Dallas Cowboys, Nov 12, 2017 ...1 more at 20.	<b>Longest Receptions</b>	49 at Denver Broncos, Oct 09, 2016 48 at Denver Broncos, Oct 09, 2016 47 vs. Tampa Bay Buccaneers, Sep 11, 2016 1 at New Orleans Saints, Dec 24, 2017 1 at Carolina Panthers, Nov 05, 2017 ...4 more at 1.
<b>Rushing Yards</b>	110 vs. Minnesota Vikings, Nov 29, 2015 97 vs. Tampa Bay Buccaneers, Nov 26, 2017 90 at Carolina Panthers, Dec 24, 2016	<b>Receiving TDs</b>	163 at Denver Broncos, Oct 09, 2016 142 vs. Buffalo Bills, Oct 01, 2017 135 at Carolina Panthers, Dec 24, 2016
<b>Longest Runs</b>	55t at Carolina Panthers, Dec 24, 2016 52 at New York Jets, Oct 29, 2017 46 vs. Minnesota Vikings, Nov 29, 2015	<b>All-purpose yards</b>	2 vs. Washington Redskins, Oct 11, 2015 1 vs. New Orleans Saints, Dec 07, 2017 1 vs. Minnesota Vikings, Nov 29, 2015 ...1 more at 1.
<b>Rushing TDs</b>	3 at New Orleans Saints, Sep 26, 2016 2 vs. Tampa Bay Buccaneers, Nov 26, 2017 1 at Seattle Seahawks, Nov 20, 2017 ...8 more at 1.	<b>Miscellaneous Tackles</b>	3 at New Orleans Saints, Sep 26, 2016 2 vs. Tampa Bay Buccaneers, Nov 26, 2017 2 at Los Angeles Rams, Dec 11, 2016
<b>Receptions</b>	5 vs. Tampa Bay Buccaneers, Sep 11, 2016 4 at New Orleans Saints, Dec 24, 2017 4 vs. Buffalo Bills, Oct 01, 2017 ...2 more at 4.	<b>Most TDs</b>	
<b>Receiving Yards</b>	132 at Denver Broncos, Oct 09, 2016 95 vs. Tampa Bay Buccaneers, Sep 11, 2016 65 vs. Buffalo Bills, Oct 01, 2017		

### SINGLE-GAME HIGHS - POSTSEASON: RUSHING/RECEIVING

<b>Rush Attempts</b>	14 at Los Angeles Rams, Jan 06, 2018 11 vs. Green Bay Packers, Jan 22, 2017 11 vs. Seattle Seahawks, Jan 14, 2017	<b>Receiving Yards</b>	35 vs. Green Bay Packers, Jan 22, 2017 28 at Los Angeles Rams, Jan 06, 2018 22 vs. Seattle Seahawks, Jan 14, 2017
<b>Rushing Yards</b>	79 at Philadelphia Eagles, Jan 13, 2018 57 vs. Seattle Seahawks, Jan 14, 2017 40 at Los Angeles Rams, Jan 06, 2018	<b>Longest Receptions</b>	17 vs. Green Bay Packers, Jan 22, 2017 14 at Philadelphia Eagles, Jan 13, 2018 14 at Los Angeles Rams, Jan 06, 2018 ...1 more at 14.
<b>Longest Runs</b>	23 at Philadelphia Eagles, Jan 13, 2018 18 at Philadelphia Eagles, Jan 13, 2018 15 vs. Seattle Seahawks, Jan 14, 2017	<b>Receiving TDs</b>	1 vs. New England Patriots, Feb 05, 2017 1 vs. Seattle Seahawks, Jan 14, 2017
<b>Rushing TDs</b>	1 vs. Green Bay Packers, Jan 22, 2017	<b>All-purpose yards</b>	93 at Philadelphia Eagles, Jan 13, 2018 79 vs. Seattle Seahawks, Jan 14, 2017 68 at Los Angeles Rams, Jan 06, 2018
<b>Receptions</b>	3 at Los Angeles Rams, Jan 06, 2018 3 vs. Green Bay Packers, Jan 22, 2017 ...1 more at 3.	<b>Most TDs</b>	1 vs. New England Patriots, Feb 05, 2017 1 vs. Green Bay Packers, Jan 22, 2017 ...1 more at 1.

### 100-YARD RECEIVING GAMES (1): REGULAR SEASON

DATE	TEAM	NO.	YDS.	AVG.	LG	TD
10/09/16	at Broncos	4	132	33.0	49	1

### 100-YARD RUSHING GAMES (1): REGULAR SEASON

DATE	TEAM	ATT.	YDS.	AVG.	LG	TD
11/29/15	VIKINGS	18	110	6.1	46	0

## 2017 GAME-BY-GAME REGULAR SEASON STATISTICS (FALCONS)

DATE	OPPONENT	P/S	RUSHING				RECEIVING				TD	W/L	SCORE
			ATT	YDS	LG	TD	NO	YDS	LG	TD			
09/10	at Bears	P	8	16	7	0	4	42	20	0	W		23-17
09/17	PACKERS	P	6	42	35	0	2	3	3t	1	W		34-23
09/24	at Lions	P	6	46	14	0	3	43	27	0	W		30-26
10/01	BILLS	P	9	77	29	0	4	65	39	0	L		17-23
10/15	DOLPHINS	P	9	32	20	1	1	4	4	0	L		17-20
10/22	at Patriots	P	6	16	6	0	0	0	0	0	L		7-23
10/29	at Jets	P	14	82	52	0	1	22	22	0	W		25-20
11/05	at Panthers	P	5	5	2	0	1	19	19t	1	L		17-20
11/12	COWBOYS	P	20	83	19	1	1	5	5	0	W		27-7
11/20	at Seahawks	S	20	43	9	1	1	15	15	0	W		34-31
11/26	BUCCANEERS	S	19	97	20	2	0	0	0	0	W		34-20
12/03	VIKINGS	P	8	22	6	0	3	27	15	0	L		9-14
12/07	SAINTS	P	9	32	9	0	0	0	0	0	W		20-17
12/18	at Buccaneers		INACTIVE										W 24-21
12/24	at Saints	P	6	12	15	0	4	40	15	1	L		13-23
12/31	PANTHERS	S	11	23	6	0	2	14	12	0	W		22-10
2017 TOTALS			15-3	156	628	52	5	27	299	39	3	10-6	

## 2016 GAME-BY-GAME REGULAR SEASON STATISTICS (FALCONS)

DATE	OPPONENT	P/S	RUSHING				RECEIVING				TD	W/L	SCORE
			ATT	YDS	LG	TD	NO	YDS	LG	TD			
09/11	BUCCANEERS	P	8	22	7	0	5	95	47	0	L		24-31
09/18	at Raiders	P	12	46	13t	1	2	25	24	0	W		35-28
09/26	at Saints	P	12	42	9	3	3	47	34	0	W		45-32
10/02	PANTHERS	P	8	19	7	0	3	14	11	0	W		48-33
10/09	at Broncos	P	6	31	16	0	4	132	49	1	W		23-16
10/16	at Seahawks	P	5	10	4	0	1	7	7	0	L		24-26
10/23	CHARGERS	P	8	64	30t	1	1	10	10	0	L		30-33+
10/30	PACKERS		INACTIVE										W 33-32
11/03	at Buccaneers		INACTIVE										W 43-28
11/13	at Eagles		INACTIVE										L 15-24
11/27	CARDINALS	P	8	9	7	1	2	4	2	0	W		38-19
12/04	CHIEFS	P	12	49	9	0	0	0	0	0	L		28-29
12/11	at Rams	P	8	36	10	1	2	19	13	1	W		42-14
12/18	49ERS	P	14	58	29	0	2	8	4	0	W		41-13
12/24	at Panthers	P	9	90	55t	1	3	45	31	0	W		33-16
01/01	SAINTS	P	8	44	25	0	3	15	7t	1	W		38-32
2016 TOTALS			13-0	118	520	55t	8	31	421	49	3	11-5	

+ - Overtime

## 2015 GAME-BY-GAME REGULAR SEASON STATISTICS (FALCONS)

DATE	OPPONENT	P/S	RUSHING				RECEIVING				TD	W/L	SCORE
			ATT	YDS	LG	TD	NO	YDS	LG	TD			
09/14	EAGLES	S	20	80	20	0	0	0	0	0	W		26-24
09/20	at Giants	S	9	32	11	1	0	0	0	0	W		24-20
09/27	at Cowboys		INACTIVE										W 39-28
10/04	TEXANS		INACTIVE										W 48-21
10/11	REDSKINS	P	2	3	2	0	0	0	0	0	W		25-19+
10/15	at Saints	P	4	40	18	0	0	0	0	0	L		21-31
10/25	at Titans	P	3	14	10	0	0	0	0	0	W		10-7
11/01	BUCCANEERS	P	3	11	7	0	1	10	10	0	L		20-23+
11/08	at 49ers	P	1	3	3	0	0	0	0	0	L		16-17
11/22	COLTS	P	17	48	10	0	0	0	0	0	L		21-24
11/29	VIKINGS	S	18	110	46	0	0	0	0	0	L		10-20
12/06	at Buccaneers	P	3	13	10	0	1	4	4	0	L		19-23
12/13	at Panthers	P	3	15	11	0	0	0	0	0	L		0-38
12/20	at Jaguars	P	4	23	9	0	0	0	0	0	W		23-17
12/27	PANTHERS		INACTIVE										W 20-13
01/03	SAINTS		INACTIVE										L 17-20
2015 TOTALS			12-3	87	392	46	1	2	14	10	0	8-8	

+ - Overtime

### 2017 GAME-BY-GAME POSTSEASON STATISTICS (FALCONS)

DATE	OPPONENT	P/S	RUSHING				RECEIVING				TD	W/L	SCORE
			ATT	YDS	LG	TD	NO	YDS	LG	TD			
01/06	at Rams	P	14	40	7	0	3	28	14	0	W		26-13
01/13	at Eagles	P	10	79	23	0	1	14	14	0	L		10-15
2017 TOTALS		2-0	24	119	23	0	4	42	14	0	1-1		

### 2016 GAME-BY-GAME POSTSEASON STATISTICS (FALCONS)

DATE	OPPONENT	P/S	RUSHING				RECEIVING				TD	W/L	SCORE
			ATT	YDS	LG	TD	NO	YDS	LG	TD			
01/14	SEAHAWKS	P	11	57	15	0	3	22	14t	1	W		36-20
01/22	PACKERS	P	11	29	10	1	3	35	17	0	W		44-21
02/05	PATRIOTS	P	7	29	9	0	1	6	6t	1	L		28-34+
2016 TOTALS		3-0	29	115	15	1	7	63	17	2	2-1		


+- Overtime

95

## JACK CRAWFORD

DEFENSIVE LINEMAN

(2ND YEAR WITH FALCONS)



HOMETOWN: LONDON, UNITED KINGDOM

COLLEGE: PENN STATE

BIRTHDATE:  
09 / 07 / 88HEIGHT:  
6'5"WEIGHT:  
288NFL EXP:  
7 YRSACQUIRED:  
FA '17

## 2017 (FALCONS)

- » Made his Falcons debut in the season-opening win at Chicago. Recorded five tackles and three quarterback hits in four games before being placed on injured reserve.

## COLLEGE

- » Played four years at Penn State. As a senior, played and started all 13 games and totaled 42 stops with 7.5 tackles for loss. Added 6.5 sacks, six passes defended and two fumble recoveries.

## CAREER

- » In six seasons, has played in 61 games with 11 starts while totaling 73 tackles (43 solo), 9.5 sacks, 14 tackles for loss, and one forced fumble. Made a career-high 10 starts, mostly at left defensive end, posting 27 tackles, 3.5 sacks, and 12 quarterback pressures in 2016 with the Cowboys.

## PERSONAL

- » Attended St. Augustine High School in Longport, N.J. Played football, basketball, and soccer. Born in London, England and moved to the United States while in high school before his junior year (2005), his first year of football.

## TRANSACTIONS

- » Originally selected by the Oakland Raiders in the fifth round (158th overall) of the 2012 NFL Draft.
- » Signed by the Dallas Cowboys on September 2, 2014.
- » Signed by the Atlanta Falcons as a free agent on March 9, 2017.

## JACK CRAWFORD - NFL REGULAR SEASON STATISTICS

DATE	TEAM	GP	GS	TK	S	A	TACKLES				QBH	NO	INTERCEPTIONS				FUMBLES				ST				MISC	
							TFL	YDS	SK	YDS			YDS	LG	TD	PD	FF	FR	YDS	TK	S	A	FF	FR	S	A
2017	Falcons	4	0	5	3	2	0	0	0.0	0.0	3	0	0	0	0	0	0	0	0	0	0	0	0	0	0	0
2016	Cowboys	16	10	25	13	12	4	19	3.5	14.5	6	0	0	0	0	0	0	0	0	0	0	0	0	0	0	0
2015	Cowboys	16	1	21	14	7	7	31	4.0	29.0	4	0	0	0	0	0	0	0	0	0	0	0	0	0	0	0
2014	Cowboys	6	0	8	6	2	2	3	2.0	10.0	1	0	0	0	0	0	1	0	0	0	0	0	0	0	0	0
2013	Raiders	15	0	11	5	6	1	4	0.0	0.0	2	0	0	0	0	0	0	0	0	4	3	1	0	0	0	0
2012	Raiders	4	0	3	2	1	0	0	0.0	0.0	0	0	0	0	0	0	0	0	0	0	0	0	0	0	0	0
NFL TOTALS		61	11	73	43	30	14	57	9.5	53.5	16	0	0	0	0	0	1	0	0	4	3	1	0	0	0	0

## JACK CRAWFORD - NFL POSTSEASON STATISTICS

DATE	TEAM	GP	GS	TK	S	A	TACKLES				QBH	NO	INTERCEPTIONS				FUMBLES				ST				MISC	
							TFL	YDS	SK	YDS			YDS	LG	TD	PD	FF	FR	YDS	TK	S	A	FF	FR	S	A
2017	Falcons	0	0	0	0	0	0	0	0.0	0.0	0	0	0	0	0	0	0	0	0	0	0	0	0	0	0	0
2016	Cowboys	1	0	1	0	1	0	0	0.0	0.0	0	0	0	0	0	0	0	0	0	0	0	0	0	0	0	0
NFL TOTALS		1	0	1	0	1	0	0	0.0	0.0	0	0	0	0	0	0	0	0	0	0	0	0	0	0	0	0

# SINGLE-GAME HIGHS: DEFENSIVE

<b>Punt Returns</b>	1 at New York Giants, Nov 10, 2013
<b>Special Teams Tackles</b>	2 at Houston Texans, Nov 17, 2013
	1 at New York Giants, Nov 10, 2013
<b>Total Tackles</b>	4 vs. Detroit Lions, Dec 26, 2016
	4 at Washington Redskins, Sep 18, 2016
	...2 more at 4.
<b>Sacks</b>	1.0 at Philadelphia Eagles, Jan 01, 2017
	1.0 vs. Baltimore Ravens, Nov 20, 2016
	...7 more at 1.0.

<b>Forced Fumbles</b>	1 at Jacksonville Jaguars, Nov 09, 2014
<b>Tackles For Loss</b>	2 at Philadelphia Eagles, Jan 01, 2017
	1 vs. Baltimore Ravens, Nov 20, 2016
	1 at Washington Redskins, Sep 18, 2016
	...10 more at 1.
<b>Special Teams Tackles</b>	2 at Houston Texans, Nov 17, 2013
	1 at New York Giants, Nov 10, 2013
	1 vs. Pittsburgh Steelers, Oct 27, 2013

# SINGLE-GAME HIGHS - POSTSEASON: DEFENSIVE

<b>Total Tackles</b>	1 vs. Green Bay Packers, Jan 15, 2017
----------------------	---------------------------------------

## 2017 GAME-BY-GAME REGULAR SEASON STATISTICS (FALCONS)

TACKLES										INTERCEPTIONS				FUMBLES			ST				MISC							
DATE	OPPONENT		TK	S	A	SK	YDS	TFL	YDS	QBH	NO	YDS	LG	TD	PD	FF	FR	YDS	TK	S	A	FF	FR	S	A	W/L	SCORE	
09/10	at Bears	P	0	0	0	0.0	0.0	0	0	2	0	0	0	0	0	0	0	0	0	0	0	0	0	0	0	0	W	23-17
09/17	PACKERS	P	2	1	1	0.0	0.0	0	0	1	0	0	0	0	0	0	0	0	0	0	0	0	0	0	0	0	W	34-23
09/24	at Lions	P	1	0	1	0.0	0.0	0	0	0	0	0	0	0	0	0	0	0	0	0	0	0	0	0	0	0	W	30-26
10/01	BILLS	P	2	2	0	0.0	0.0	0	0	0	0	0	0	0	0	0	0	0	0	0	0	0	0	0	0	0	L	17-23
10/15	DOLPHINS		INJURED RESERVE																					L	17-20			
10/22	at Patriots		INJURED RESERVE																					L	7-23			
10/29	at Jets		INJURED RESERVE																					W	25-20			
11/05	at Panthers		INJURED RESERVE																					L	17-20			
11/12	COWBOYS		INJURED RESERVE																					W	27-7			
11/20	at Seahawks		INJURED RESERVE																					W	34-31			
11/26	BUCCANEERS		INJURED RESERVE																					W	34-20			
12/03	VIKINGS		INJURED RESERVE																					L	9-14			
12/07	SAINTS		INJURED RESERVE																					W	20-17			
12/18	at Buccaneers		INJURED RESERVE																					W	24-21			
12/24	at Saints		INJURED RESERVE																					L	13-23			
12/31	PANTHERS		INJURED RESERVE																					W	22-10			
2017 TOTALS			4-0	5	3	2	0.0	0.0	0	0	3	0	0	0	0	0	0	0	0	0	0	0	0	0	0	0	10-6	

## 2016 GAME-BY-GAME REGULAR SEASON STATISTICS (COWBOYS)

TACKLES										INTERCEPTIONS				FUMBLES			ST				MISC						
DATE	OPPONENT		TK	S	A	SK	YDS	TFL	YDS	QBH	NO	YDS	LG	TD	PD	FF	FR	YDS	TK	S	A	FF	FR	S	A	W/L	SCORE
09/11	GIANTS	S	3	1	2	0.0	0.0	0	0	0	0	0	0	0	0	0	0	0	0	0	0	0	0	0	0	L	19-20
09/18	at Redskins	S	4	3	1	1.0	6.0	1	6	1	0	0	0	0	0	0	0	0	0	0	0	0	0	0	0	W	27-23
09/25	BEARS	S	0	0	0	0.0	0.0	0	0	0	0	0	0	0	0	0	0	0	0	0	0	0	0	0	0	W	31-17
10/02	at 49ers	S	1	0	1	0.0	0.0	0	0	0	0	0	0	0	0	0	0	0	0	0	0	0	0	0	0	W	24-17
10/09	BENGALS	S	2	1	1	0.5	1.5	0	0	1	0	0	0	0	0	0	0	0	0	0	0	0	0	0	0	W	28-14
10/16	at Packers	S	2	0	2	0.0	0.0	0	0	0	0	0	0	0	0	0	0	0	0	0	0	0	0	0	0	W	30-16
10/30	EAGLES	S	1	1	0	0.0	0.0	0	0	0	0	0	0	0	0	0	0	0	0	0	0	0	0	0	0	W	29-23+
11/06	at Browns	S	0	0	0	0.0	0.0	0	0	0	0	0	0	0	0	0	0	0	0	0	0	0	0	0	0	W	35-10
11/13	at Steelers	S	0	0	0	0.0	0.0	0	0	0	0	0	0	0	0	0	0	0	0	0	0	0	0	0	0	W	35-30
11/20	RAVENS	P	1	1	0	1.0	2.0	1	2	1	0	0	0	0	0	0	0	0	0	0	0	0	0	0	0	W	27-17
11/24	REDSKINS	P	0	0	0	0.0	0.0	0	0	0	0	0	0	0	0	0	0	0	0	0	0	0	0	0	0	W	31-26
12/01	at Vikings	P	1	1	0	0.0	0.0	0	0	0	0	0	0	0	0	0	0	0	0	0	0	0	0	0	0	W	17-15
12/11	at Giants	P	3	1	2	0.0	0.0	0	0	0	0	0	0	0	0	0	0	0	0	0	0	0	0	0	0	L	7-10
12/18	BUCCANEERS	P	0	0	0	0.0	0.0	0	0	0	0	0	0	0	0	0	0	0	0	0	0	0	0	0	0	W	26-20
12/26	LIONS	P	4	1	3	0.0	0.0	0	0	1	0	0	0	0	0	0	0	0	0	0	0	0	0	0	0	W	42-21
01/01	at Eagles	S	3	3	0	1.0	5.0	2	11	2	0	0	0	0	0	0	0	0	0	0	0	0	0	0	0	L	13-27
2016 TOTALS	16-10		25	15	12	3.5	14.5	4	19	6	0	0	0	0	0	0	0	0	0	0	0	0	0	0	0	13-3	

+ - Overtime

## 2015 GAME-BY-GAME REGULAR SEASON STATISTICS (COWBOYS)

		TACKLES								INTERCEPTIONS				FUMBLES			ST				MISC					
DATE	OPPONENT	TK	S	A	SK	YDS	TFL	YDS	QBH	NO	YDS	LG	TD	PD	FF	FR	YDS	TK	S	A	FF	FR	S	A	W/L	SCORE
09/13	GIANTS	P	1	0	1	0.0	0.0	0	0	0	0	0	0	0	0	0	0	0	0	0	0	0	0	0	W	27-26
09/20	at Eagles	P	1	0	1	0.0	0.0	0	0	0	0	0	0	0	0	0	0	0	0	0	0	0	0	0	W	20-10
09/27	FALCONS	S	1	0	1	0.0	0.0	0	0	0	0	0	0	0	0	0	0	0	0	0	0	0	0	0	L	28-39
10/04	at Saints	P	2	1	1	1.0	6.0	1	6	1	0	0	0	0	0	0	0	0	0	0	0	0	0	0	L	20-26+
10/11	PATRIOTS	P	1	1	0	1.0	4.0	1	4	1	0	0	0	0	0	0	0	0	0	0	0	0	0	0	L	6-30
10/25	at Giants	P	2	2	0	1.0	8.0	1	8	1	0	0	0	0	0	0	0	0	0	0	0	0	0	0	L	20-27
11/01	SEAHAWKS	P	0	0	0	0.0	0.0	0	0	0	0	0	0	0	0	0	0	0	0	0	0	0	0	0	L	12-13
11/08	EAGLES	P	0	0	0	0.0	0.0	0	0	0	0	0	0	0	0	0	0	0	0	0	0	0	0	0	L	27-33+
11/15	at Buccaneers	P	0	0	0	0.0	0.0	0	0	0	0	0	0	0	0	0	0	0	0	0	0	0	0	0	L	6-10
11/22	at Dolphins	P	3	3	0	1.0	11.0	1	11	1	0	0	0	0	0	0	0	0	0	0	0	0	0	0	W	24-14
11/26	PANTHERS	P	1	1	0	0.0	0.0	1	0	0	0	0	0	0	0	0	0	0	0	0	0	0	0	0	L	14-33
12/07	at Redskins	P	2	2	0	0.0	0.0	1	0	0	0	0	0	0	0	0	0	0	0	0	0	0	0	0	W	19-16
12/13	at Packers	P	1	1	0	0.0	0.0	1	2	0	0	0	0	0	0	0	0	0	0	0	0	0	0	0	L	7-28
12/19	JETS	P	0	0	0	0.0	0.0	0	0	0	0	0	0	0	0	0	0	0	0	0	0	0	0	0	L	16-19
12/27	at Bills	P	2	1	1	0.0	0.0	0	0	0	0	0	0	0	0	0	0	0	0	0	0	0	0	0	L	6-16
01/03	REDSKINS	P	4	2	2	0.0	0.0	0	0	0	0	0	0	0	0	0	0	0	0	0	0	0	0	0	L	23-34
2015 TOTALS		16-1	21	14	7	4.0	29.0	7	31	4	0	0	0	0	0	0	0	0	0	0	0	0	0	0	4-12	

+ - Overtime

## 2017 GAME-BY-GAME POSTSEASON STATISTICS (FALCONS)

TACKLES										INTERCEPTIONS					FUMBLES			ST				MISC				
DATE	OPPONENT	TK	S	A	SK	YDS	TFL	YDS	QBH	NO	YDS	LG	TD	PD	FF	FR	YDS	TK	S	A	FF	FR	S	A	W/L	SCORE
01/06	at Rams	DID NOT PLAY																					W	26-13		
01/13	at Eagles	DID NOT PLAY																					L	10-15		
2017 TOTALS		0	0	0	0.0	0.0	0	0	0	0	0	0	0	0	0	0	0	0	0	0	0	0	0	0	1-1	

## 2016 GAME-BY-GAME POSTSEASON STATISTICS (COWBOYS)


DATE	OPPONENT	TACKLES								INTERCEPTIONS					FUMBLES			ST				MISC				
		TK	S	A	SK	YDS	TFL	YDS	QBH	NO	YDS	LG	TD	PD	FF	FR	YDS	TK	S	A	FF	FR	S	A	W/L	SCORE
01/15	PACKERS P	1	0	1	0.0	0.0	0	0	0	0	0	0	0	0	0	0	0	0	0	0	0	0	0	0	L	31-34
2016 TOTALS	1-0	1	0	1	0.0	0.0	0	0	0	0	0	0	0	0	0	0	0	0	0	0	0	0	0	0	0-1	

24

## DEVONTA FREEMAN

RUNNING BACK

(5TH YEAR WITH FALCONS)



HOMETOWN: MIAMI, FL

COLLEGE: FLORIDA STATE

BIRTHDATE:

03 / 15 / 92

HEIGHT:

5'8"

WEIGHT:

206

NFL EXP:

5 YRS

ACQUIRED:

04A'14

## 2017 (FALCONS)

- » Rushed for 865 yards on 196 carries with seven touchdowns while adding 36 catches for 317 yards in 2017.
- » Logged 73 yards on 28 carries with one touchdown while adding five catches for 26 yards and one score in the postseason. Recorded the eighth multi-touchdown game of his career, rushing for two scores, in a Week 2 win over Green Bay. Has six career games with two-plus rushing touchdowns.
- » Posted his eighth career 100-yard game in Week 14 at Tampa Bay, with 126 yards on 22 carries.

## CAREER

- » A two-time Pro Bowl selection. Has rushed for 3,248 yards and 30 touchdowns on 753 carries while adding 1,582 yards and seven touchdowns on 193 catches in four seasons.
- » Earned his second career Pro Bowl selection in 2016. Ran for 1,079 yards on 227 carries while scoring 11 rushing touchdowns. Also added 54 catches for 462 yards and two scores. Has totaled 100+ scrimmage yards in seven games.
- » Totaled 125 total yards on 18 touches in his playoff debut against Seattle in the Divisional Round. Scored his first playoff touchdown on a one-yard run. Totaled 121 yards from scrimmage, including a game-high 75 yards on the ground, in Super Bowl LI against New England.
- » Paced the Falcons to a 45-32 win on Monday Night Football with 207 total yards on 19 touches, including a 13-yard touchdown reception from QB Matt Ryan, at New Orleans (9/26). Ran for 152 yards on 14 carries (10.9 yards per carry) while adding 55 yards on five receptions.
- » Became the first Falcons running back since Michael Turner (2010-11) to post back-to-back seasons with 1,000 scrimmage yards (2015-16). Is the only player in the NFL to rush for three touchdowns in a game multiple times (3) over the last two seasons. Became the sixth Falcon and first since Michael Turner (2010-11) to rush for more than 1,000 yards in back to back seasons (2015-16).
- » Earned his first Pro Bowl selection after rushing for 1,056 yards with 11 touchdowns while adding 578 yards on 73 catches and three scores. Ranked fifth in the NFL with 1,634 total yards and tied for the League lead with 14 overall touchdowns.
- » Became the first player since the 1970 AFL-NFL merger to rush for three touchdowns in each of his first two starts. Was the first player in the Super Bowl era to record seven rushing touchdowns in his first three starts. Became the first Falcon RB since Michael Turner (2009) to record three straight 100-yard games (Weeks 5-7) in 2015.
- » Played in all 16 games and had 248 yards off of 65 carries and one touchdown as a rookie in 2014. Also had 30 catches for 225 yards and one touchdown.

## COLLEGE

- » Became the first Florida State running back since Warrick Dunn to rush for over 1,000 yards when he logged 1,016 yards on 173 carries in 2013. He is the sixth player in Seminole history to accomplish that feat. Led the team in rushing during both his freshman and junior campaigns, becoming the 15th player since 1947 to pace the offense in multiple seasons.
- » His 30 rushing touchdowns are tied for third in school history while his 2,255 career rushing yards are tied with former Falcons RB Antone Smith for the eighth most in school history.
- » Appeared in 39 games during three seasons at Florida State, starting 26 contests, including his final 19 appearances. Compiled 2,730 all-purpose yards, adding 475 yards on 47 receptions to his 404 carries and 2,255 career rushing yards, and averaged 70 yards per game.
- » In 2013, earned All-Atlantic Coast Conference first-team honors from the league's coaches and media after leading the team in rushing for the second time in his career. averaged 5.9 yards per carry and ran for 14 touchdowns while his 1,016 yards were the seventh-highest single season total in school history. Rushed 11 times for 73 yards, including a late second-quarter touchdown in Florida State's 34-31 victory over Auburn in the BCS National Championship Game.
- » As a sophomore in 2012, he ranked second on the team with 660 yards on 111 carries, averaging 5.9 yards per carry, and scoring eight touchdowns.
- » Earned third-team Freshman All-America honors from the NFL Draft Report after leading the Seminoles with 579 yards on 120 carries, the fifth-highest yardage total by a true freshman in school history. Averaged 4.8 yards per carry and scored eight touchdowns while starting seven games.

## PERSONAL

- » Attended Miami (Fla.) Central High School, where he was a consensus four-star recruit. He led Miami Central to a Class 6A state championship as a senior in 2010 after posting 2,208 yards and 26 touchdowns.
- » Rivals.com regarded him as the 10th-best running back in the nation, placing him 22nd on their Florida Top 100 and 108th on the Rivals250 lists while Scout.com considered him to be the ninth-best running back in high school. Was named the MVP of the state title

game after gaining 308 yards on 36 carries - falling just 20 yards shy of a state championship game record.

- » He recorded 663 rushing yards and six touchdowns in

the final two games of the state playoffs, receiving first-team All-Dade recognition from The Miami Herald and was a member of the Times-Union's Florida Super 75 squad.

## TRANSACTIONS

- » Selected by the Falcons in the fourth round (103rd overall) in the 2014 NFL Draft.
- » Signed a five-year contract extension in August 2017.

## DEVONTA FREEMAN - NFL REGULAR SEASON STATISTICS

		RUSHING							RECEIVING				
DATE	TEAM	GP	GS	NO.	YDS.	AVG.	LG	TD	NO.	YDS	AVG	LG	TD
2017	Falcons	14	14	196	865	4.4	44	7	36	317	8.8	29	1
2016	Falcons	16	16	227	1,079	4.8	75t	11	54	462	8.6	35	2
2015	Falcons	15	13	265	1,056	4.0	39	11	73	578	7.9	44	3
2014	Falcons	16	0	65	248	3.8	31t	1	30	225	7.5	36	1
NFL TOTALS		61	43	753	3,248	4.3	75t	30	193	1,582	8.2	44	7

## DEVONTA FREEMAN - NFL POSTSEASON STATISTICS

		RUSHING							RECEIVING				
DATE	TEAM	GP	GS	NO.	YDS.	AVG.	LG	TD	NO.	YDS	AVG	LG	TD
2017	Falcons	2	2	28	73	2.6	22	1	6	29	4.8	13	1
2016	Falcons	3	3	39	162	4.2	37	2	10	168	16.8	53	1
NFL TOTALS		5	5	67	235	3.5	37	3	16	197	12.3	53	2

### SINGLE-GAME HIGHS: RUSHING/RECEIVING

**Rush Attempts** 30 at Dallas Cowboys, Sep 27, 2015  
27 vs. Washington Redskins, Oct 11, 2015  
25 vs. New Orleans Saints, Jan 03, 2016  
...2 more at 25.

**Rushing Yards** 153 vs. Washington Redskins, Oct 11, 2015  
152 at New Orleans Saints, Sep 26, 2016  
141 at Dallas Cowboys, Sep 27, 2015

**Longest Runs** 75t vs. New Orleans Saints, Jan 01, 2017  
48 at New Orleans Saints, Sep 26, 2016  
44 vs. Miami Dolphins, Oct 15, 2017

**Rushing TDs** 3 vs. San Francisco 49ers, Dec 18, 2016  
3 vs. Houston Texans, Oct 04, 2015  
...1 more at 3.

**Receptions** 10 at Tampa Bay Buccaneers, Dec 06, 2015  
9 vs. Carolina Panthers, Dec 31, 2017  
8 at Carolina Panthers, Dec 24, 2016  
...2 more at 8.

**Receiving Yards** 85 vs. Carolina Panthers, Dec 31, 2017  
81 vs. New Orleans Saints, Jan 01, 2017  
81 vs. Houston Texans, Oct 04, 2015

**Longest Receptions** 44 vs. Houston Texans, Oct 04, 2015  
36 at New Orleans Saints, Dec 21, 2014  
35 vs. New Orleans Saints, Jan 01, 2017  
...1 more at 35.

**Receiving TDs** 1 vs. Carolina Panthers, Dec 31, 2017  
1 vs. Green Bay Packers, Oct 30, 2016  
...5 more at 1.

**All-purpose yards** 207 at New Orleans Saints, Sep 26, 2016  
197 vs. Washington Redskins, Oct 11, 2015  
194 at Tampa Bay Buccaneers, Dec 18, 2017

**Special Teams Tackles** 1 at Green Bay Packers, Dec 08, 2014  
1 at Tampa Bay Buccaneers, Nov 09, 2014

**Miscellaneous Tackles** 1 at New Orleans Saints, Dec 24, 2017  
1 vs. Miami Dolphins, Oct 15, 2017  
...2 more at 1.

**Most TDs** 3 vs. San Francisco 49ers, Dec 18, 2016  
3 vs. Houston Texans, Oct 04, 2015  
...1 more at 3.

### SINGLE-GAME HIGHS - POSTSEASON: RUSHING/RECEIVING

**Rush Attempts** 18 at Los Angeles Rams, Jan 06, 2018  
14 vs. Green Bay Packers, Jan 22, 2017  
14 vs. Seattle Seahawks, Jan 14, 2017

**Rushing Yards** 75 vs. New England Patriots, Feb 05, 2017  
66 at Los Angeles Rams, Jan 06, 2018  
45 vs. Seattle Seahawks, Jan 14, 2017

**Longest Runs** 37 vs. New England Patriots, Feb 05, 2017  
22 at Los Angeles Rams, Jan 06, 2018  
15 vs. New England Patriots, Feb 05, 2017

**Rushing TDs** 1 at Los Angeles Rams, Jan 06, 2018  
1 vs. New England Patriots, Feb 05, 2017  
...1 more at 1.

**Receptions** 5 at Philadelphia Eagles, Jan 13, 2018  
4 vs. Green Bay Packers, Jan 22, 2017  
4 vs. Seattle Seahawks, Jan 14, 2017

**Receiving Yards** 80 vs. Seattle Seahawks, Jan 14, 2017  
46 vs. New England Patriots, Feb 05, 2017  
42 vs. Green Bay Packers, Jan 22, 2017

**Longest Receptions** 53 vs. Seattle Seahawks, Jan 14, 2017  
39 vs. New England Patriots, Feb 05, 2017  
19 vs. Green Bay Packers, Jan 22, 2017

**Receiving TDs** 1 at Philadelphia Eagles, Jan 13, 2018  
1 vs. Green Bay Packers, Jan 22, 2017

**All-purpose yards** 125 vs. Seattle Seahawks, Jan 14, 2017  
121 vs. New England Patriots, Feb 05, 2017  
84 vs. Green Bay Packers, Jan 22, 2017  
1 at Philadelphia Eagles, Jan 13, 2018  
1 at Los Angeles Rams, Jan 06, 2018  
...3 more at 1.



## 100-YARD RUSHING GAMES (8): REGULAR SEASON

DATE	TEAM	ATT.	YDS.	AVG.	LG	TD
09/27/15	at Cowboys	30	141	4.7	17	3
10/11/15	REDSKINS	27	153	5.7	18	1
10/15/15	at Saints	13	100	7.7	25t	1
10/25/15	at Titans	25	116	4.6	19	0
09/26/16	at Saints	14	152	10.9	48	0
12/18/16	49ERS	20	139	7.0	34t	3
09/24/17	at Lions	21	106	5.0	18	1
12/18/17	at Buccaneers	22	126	5.7	32t	1

## 2017 GAME-BY-GAME REGULAR SEASON STATISTICS (FALCONS)

			RUSHING				RECEIVING						
DATE	OPPONENT	P/S	ATT	YDS	LG	TD	NO	YDS	LG	TD	W/L	SCORE	
09/10	at Bears	S	12	37	6	1	2	2	2	0	W	23-17	
09/17	PACKERS	S	19	84	17	2	2	16	10	0	W	34-23	
09/24	at Lions	S	21	106	18	1	3	32	18	0	W	30-26	
10/01	BILLS	S	18	58	16	1	2	20	13	0	L	17-23	
10/15	DOLPHINS	S	9	68	44	0	2	11	11	0	L	17-20	
10/22	at Patriots	S	12	72	21	0	3	18	9	0	L	7-23	
10/29	at Jets	S	12	41	7	0	1	20	20	0	W	25-20	
11/05	at Panthers	S	11	46	20	0	4	18	14	0	L	17-20	
11/12	COWBOYS	S	2	3	2	0	0	0	0	0	W	27-7	
11/20	at Seahawks		INACTIVE									W	34-31
11/26	BUCCANEERS		INACTIVE									W	34-20
12/03	VIKINGS	S	12	74	13	0	1	7	7	0	L	9-14	
12/07	SAINTS	S	24	91	19	1	0	0	0	0	W	20-17	
12/18	at Buccaneers	S	22	126	32t	1	5	68	29	0	W	24-21	
12/24	at Saints	S	11	36	15	0	2	20	12	0	L	13-23	
12/31	PANTHERS	S	11	23	5	0	9	85	26	1	W	22-10	
2017 TOTALS	14-14		196	865	44	7	36	317	29	11	10-6		

## 2016 GAME-BY-GAME REGULAR SEASON STATISTICS (FALCONS)

			RUSHING				RECEIVING					
DATE	OPPONENT	P/S	ATT	YDS	LG	TD	NO	YDS	LG	TD	W/L	SCORE
09/11	BUCCANEERS	S	11	20	10	0	4	20	11	0	L	24-31
09/18	at Raiders	S	17	93	18	0	0	0	0	0	W	35-28
09/26	at Saints	S	14	152	48	0	5	55	26	1	W	45-32
10/02	PANTHERS	S	13	57	19	1	2	7	6	0	W	48-33
10/09	at Broncos	S	23	88	15	1	3	35	14	0	W	23-16
10/16	at Seahawks	S	12	40	18	0	3	10	11	0	L	24-26
10/23	CHARGERS	S	15	58	15	0	5	42	15	0	L	30-33+
10/30	PACKERS	S	11	35	17	1	4	23	9	1	W	33-32
11/03	at Buccaneers	S	17	77	20	0	2	28	27	0	W	43-28
11/13	at Eagles	S	12	49	17	0	3	32	15	0	L	15-24
11/27	CARDINALS	S	16	60	16	2	2	17	12	0	W	38-19
12/04	CHIEFS	S	15	56	14	2	4	49	16	0	L	28-29
12/11	at Rams	S	6	6	5	0	2	12	9	0	W	42-14
12/18	49ERS	S	20	139	34t	3	2	16	8	0	W	41-13
12/24	at Panthers	S	13	53	13	0	8	35	9	0	W	33-16
01/01	SAINTS	S	12	96	75t	1	5	81	35	0	W	38-32
2016 TOTALS		16-16	227	1079	75t	11	54	462	35	2	10-5	

+ - Overtime

## 2015 GAME-BY-GAME REGULAR SEASON STATISTICS (FALCONS)

RUSHING							RECEIVING						
DATE	OPPONENT	P/S	ATT	YDS	LG	TD	NO	YDS	LG	TD	W/L	SCORE	
09/14	EAGLES	P	10	18	9	0	3	29	12	0	W	26-24	
09/20	at Giants	P	12	25	7	1	4	34	11	0	W	24-20	
09/27	at Cowboys	S	30	141	17	3	5	52	35	0	W	39-28	
10/04	TEXANS	S	14	68	23t	3	5	81	44	0	W	48-21	
10/11	REDSKINS	S	27	153	18	1	7	44	9	0	W	25-19+	
10/15	at Saints	S	13	100	25t	1	8	56	13t	1	L	21-31	
10/25	at Titans	S	25	116	19	0	2	14	8	0	W	10-7	
11/01	BUCCANEERS	S	21	88	20	0	6	43	13	0	L	20-23+	
11/08	at 49ers	S	12	12	7	0	8	67	17t	1	L	16-17	
11/22	COLTS	S	3	43	39	0	0	0	0	0	L	21-24	
11/29	VIKINGS		INACTIVE									L	10-20
12/06	at Buccaneers	S	14	47	14	0	10	56	13	0	L	19-23	
12/13	at Panthers	S	12	40	22	0	3	22	12	0	L	0-38	
12/20	at Jaguars	S	25	56	21	1	7	45	13	0	W	23-17	
12/27	PANTHERS	S	22	73	14	1	3	17	12	0	W	20-13	
01/03	SAINTS	S	25	76	10	0	2	18	14	1	L	17-20	
2015 TOTALS		15-13	265	1856	39	11	73	578	44	3	8-8		

+ - Overtime

## 2017 GAME-BY-GAME POSTSEASON STATISTICS (FALCONS)

			RUSHING				RECEIVING					
DATE	OPPONENT	P/S	ATT	YDS	LG	TD	NO	YDS	LG	TD	W/L	SCORE
01/06	at Rams	S	18	66	22	1	1	3	3	0	W	26-13
01/13	at Eagles	S	10	7	3	0	5	26	13	1	L	10-15
2017 TOTALS		2-2	28	73	22	1	6	29	13	1	1-1	

## 2016 GAME-BY-GAME POSTSEASON STATISTICS (FALCONS)

			RUSHING				RECEIVING					
DATE	OPPONENT	P/S	ATT	YDS	LG	TD	NO	YDS	LG	TD	W/L	SCORE
01/14	SEAHAWKS	S	14	45	13	1	4	80	53	0	W	36-20
01/22	PACKERS	S	14	42	14	0	4	42	19	1	W	44-21
02/05	PATRIOTS	S	11	75	37	1	2	46	39	0	L	28-34+
2016 TOTALS		3-3	39	162	37	2	10	168	53	1	2-1	


+ - Overtime

65

BRANDON FUSCO

GUARD

(1ST YEAR WITH FALCONS)



HOMETOWN: DAYTON, OH

COLLEGE: SLIPPERY ROCK

BIRTHDATE:  
07/26/88HEIGHT:  
6'4"WEIGHT:  
306NFL EXP:  
8 YRSACQUIRED:  
FA '18

## 2017 (49ERS)

- » Started all 16 games at RG and helped the 49ers offense register 349.2 yards per game, the most by the team since 2012 (361.8).
- » The 49ers offense rushed for 159 yards on 19 carries (8.37 avg.) at Seattle (9/17). The team's 8.37 yards per carry was the third highest average against the Seahawks all-time and it also marked the sixth highest single-game average by the team in franchise history.
- » The 49ers offensive line helped pave the way vs. the New York Giants (11/12) as the team registered a season-high 474 net yards from scrimmage, including 186 yards rushing. Also did not allow a sack on 25 pass attempts by QB C.J. Beathard.
- » Part of an offensive line that amassed 461 net yards of offense (169 rushing, 292 passing) and did not allow a sack at the Los Angeles Rams (12/31).

## CAREER

- » Started 14 games at RG in 2016 and helped protect Vikings QB Sam Bradford, who threw for a career-high 3,877 yards and set a franchise record with 395 completions. Ranked sixth in the NFL with a QB rating of 99.3 and set an NFL record with a 71.7 completion percentage. Was a member of a Minnesota offensive line that did not allow a sack in 5 games, tied for the most in the NFL.
- » Moved from RG to LG and started all 16 games for the second time in his career as the Vikings offense ranked fourth in the NFL with 138.2 rush yards per game in 2015. Helped pave the way for Vikings RB Adrian Peterson, who led the NFL with 1,485 rush yards and topped the 100-yd. mark on the ground in seven games.
- » Started the first three games before suffering a season-ending shoulder injury and was later placed on Injured Reserve in 2014.
- » Started 15 games at RG and was part of an offensive line group that helped the Vikings rushing attack rank first in the NFL in rushing touchdowns (23) and eighth in rushing yards (2,081) in 2013. Started vs. Chicago (12/1) and helped pave the way for a season-high 246 rushing yds., including a season-best 211 yds. from Vikings RB Adrian Peterson.
- » Started all 16 games at RG for the 1st time in his career and started the team's one playoff game in 2012. Was a member of an offensive line group that helped the Vikings rank 1st in the NFL in rushing yards per attempt (5.4) and second in rushing yards per game (164.6). Helped pave the way for 2012 NFL MVP RB Adrian Peterson, who registered 2,097 rushing yds., the second most rushing yards in a single season in NFL history. Peterson tied his own team record with 10, 100-or-more yard rushing performances. Part of a Vikings offensive line that helped the team eclipse the 100 rush yard mark in 14 of 16 games and rush for at least one touchdown in 12 of 16 contests. Made the first start of his NFL career vs. Jacksonville (9/9/2012).

- » Appeared in 3 games as a rookie in 2011. Made his NFL debut vs. Green Bay (10/23) and was a member of an offensive line group that helped RB Adrian Peterson rush for a season-high 175 yds.

## COLLEGE

- » Started all 44 games in which he appeared during his five-year career (2006-10) at Slippery Rock. Was selected as the recipient of the 2010 Gene Upshaw Division II Lineman of the Year Award and 2010 Rimington Award, given to the top center in Division II. As a redshirt senior, earned First-team All-Pennsylvania State Athletic Conference-Western Division honors for the 3rd consecutive season after starting all 11 games. As a redshirt junior started all 11 games in 2009 and earned team Offensive MVP and First-Team All-Pennsylvania State Athletic Conference-Western Division recognition.
- » In 2008, started all 11 games and was a First-team All-Pennsylvania State Athletic Conference-Western selection. Started all 11 games in 2007 as a redshirt freshman. Redshirted as a true freshman in 2006.
- » Fusco ended his college career as one of the most decorated players in Slippery Rock school history. In 2016, he was recognized by the University in a ceremony in which his jersey number (74) was retired, becoming just the third player in program history to earn the honor. Fusco was the first player from Slippery Rock history to be invited to the NFL Scouting Combine and play in the Senior Bowl.
- » As a redshirt senior in 2010, he was named the winner of the Gene Upshaw Award, given to the top Division II offensive lineman, and the Rimington Award, given to the top center in Division II. In 2011, he became the highest player drafted in school history (6th round - 172nd overall) and the first SRU player since 1989 to make an NFL roster when he was included on the Vikings 53-man roster.

## PERSONAL

- » Majored in safety and environmental management.
- » Attended Seneca Valley (Harmony, PA) HS, where he was named to the all-WPIAL Class AAA-1 team as a senior and was an honorable mention Quad North All-Star as a junior.
- » Son of Stephen and Debbie Fusco. Born Brandon Fusco (7/26/88) in Cranberry Township, PA.
- » His last name is pronounced FUH-skough.
- » As one of the most decorated players in Slippery Rock school history, Fusco had his #74 jersey retired in the spring of 2016 and was inducted into the SRU Hall of Fame.
- » Was high school teammates with Green Bay Packers T Don Barclay as the two remain close friends.
- » An active member of the community during his time with the Vikings, Fusco helped teach kids about outdoor activities and fishing at the annual Lake Minnetonka Crappie Contest in 2013.

## TRANSACTIONS

- » Originally selected by the Minnesota Vikings in the sixth round (172nd overall) of the 2011 NFL Draft.
- » Signed a five-year extension through 2019 with Minnesota on September 6, 2014.
- » Placed on Injured Reserve on September 24, 2014.
- » Released by Min. on February 10, 2017.
- » Signed a one-year deal with SF on May 2, 2017.
- » Signed a three-year contract with the Atlanta Falcons on March 14, 2018.

## BRANDON FUSCO - NFL REGULAR SEASON STATISTICS

DATE	TEAM	GP	GS
2017	49ers	16	16
2016	Vikings	14	14
2015	Vikings	16	16
2014	Vikings	3	3
2013	Vikings	15	15
2012	Vikings	16	16
2011	Vikings	3	0
<b>NFL TOTALS</b>		<b>83</b>	<b>80</b>

## BRANDON FUSCO - NFL POSTSEASON STATISTICS

DATE	TEAM	GP	GS
2015	Vikings	1	1
2012	Vikings	1	1
<b>NFL TOTALS</b>		<b>2</b>	<b>2</b>

## 2017 GAME-BY-GAME REGULAR SEASON STATISTICS (49ERS)

DATE	OPPONENT	P/S	W/L	SCORE
09/10	PANTHERS	S	L	3-23
09/17	at Seahawks	S	L	9-12
09/21	RAMS	S	L	39-41
10/01	at Cardinals	S	L	15-18+
10/08	at Colts	S	L	23-26+
10/15	at Redskins	S	L	24-26
10/22	COWBOYS	S	L	10-40
10/29	at Eagles	S	L	10-33
11/05	CARDINALS	S	L	10-20
11/12	GIANTS	S	W	31-21
11/26	SEAHAWKS	S	L	13-24
12/03	at Bears	S	W	15-14
12/10	at Texans	S	W	26-16
12/17	TITANS	S	W	25-23
12/24	JAGUARS	S	W	44-33
12/31	at Rams	S	W	34-13
<b>2017 TOTALS</b>		<b>16-16</b>	<b>6-10</b>	
+ - Overtime				

## 2016 GAME-BY-GAME REGULAR SEASON STATISTICS (VIKINGS)

DATE	OPPONENT	P/S		W/L	SCORE
09/11	at Titans	S		W	25-16
09/18	PACKERS	S		W	17-14
09/25	at Panthers	S		W	22-10
10/03	GIANTS	S		W	24-10
10/09	TEXANS	S		W	31-13
10/23	at Eagles	S		L	10-21
10/31	at Bears	S		L	10-20
11/06	LIONS	S		L	16-22+
11/13	at Redskins	S		L	20-26
11/20	CARDINALS	S		W	30-24
11/24	at Lions	S		L	13-16
12/01	COWBOYS	S		L	15-17
12/11	at Jaguars	S		W	25-16
12/18	COLTS		INACTIVE	L	6-34
12/24	at Packers		ON INACTIVE LIST	L	25-38
01/01	BEARS	S		W	38-10
<b>2016 TOTALS</b>	<b>14-14</b>			<b>8-8</b>	

+ - Overtime

## 2015 GAME-BY-GAME REGULAR SEASON STATISTICS (VIKINGS)

DATE	OPPONENT	P/S		W/L	SCORE
09/14	at 49ers	S		L	3-20
09/20	LIONS	S		W	26-16
09/27	CHARGERS	S		W	31-14
10/04	at Broncos	S		L	20-23
10/18	CHIEFS	S		W	16-10
10/25	at Lions	S		W	28-19
11/01	at Bears	S		W	23-20
11/08	RAMS	S		W	21-18+
11/15	at Raiders	S		W	30-14
11/22	PACKERS	S		L	13-30
11/29	at Falcons	S		W	20-10
12/06	SEAHAWKS	S		L	7-38
12/10	at Cardinals	S		L	20-23
12/20	BEARS	S		W	38-17
12/27	GIANTS	S		W	49-17
01/03	at Packers	S		W	20-13
<b>2015 TOTALS</b>	<b>16-16</b>			<b>11-5</b>	

+ - Overtime

## 2015 GAME-BY-GAME POSTSEASON STATISTICS (VIKINGS)

DATE	OPPONENT	P/S		W/L	SCORE
01/10	SEAHAWKS	S		L	9-10
<b>2015 TOTALS</b>	<b>1-1</b>			<b>0-1</b>	

83

RUSSELL GAGE

WIDE RECEIVER

(R ON FALCONS)



HOMETOWN: BATON ROUGE, LA.

COLLEGE: LOUISIANA STATE

BIRTHDATE:

01/22/96

HEIGHT:

6'0"

WEIGHT:

184

NFL EXP:

ROOKIE

ACQUIRED:

06A'18

## COLLEGE

- » During his four-year stay in Baton Rouge, LA, Gage played in 27 games with six starts and recorded 232 rushing yards and one touchdown, along with 347 receiving yards on 26 catches and four receiving touchdowns. Also added 19 special teams tackles during his career.
- » Named a permanent team captain for the 2017 LSU football team. Flourished as a versatile offensive threat and was a steady contributor on special teams.
- » Played in all 13 games with two starts as a senior in 2017. As a wide receiver finished third on the team in rushing with 232 yards and one touchdown on 28

carries while averaging a team-best 8.3 yards per carry. Also finished third on the squad in receiving yards with 285 on 21 receptions and was named LSU's Special Teams Player of the Year along with WR D.J. Chark.

- » Played in 11 games with four starts as a junior, making the switch from defensive back to wide receiver. Notched six special teams tackles on the season.

## PERSONAL

- » A solid athlete who played significantly on offense, defense and special teams for Redemptorist High School in Baton Rouge.
- » Majoring in interdisciplinary studies.

## TRANSACTIONS

- » Selected by the Atlanta Falcons as the first of two sixth-round picks (194th overall) of the 2018 NFL Draft.
- » The Falcons traded the 244th and 256th overall picks to the Los Angeles Rams for the 194th overall pick to select Gage.

63

BEN GARLAND

GUARD

(3RD YEAR WITH FALCONS)



HOMETOWN: GRAND JUNCTION, CO

COLLEGE: AIR FORCE

BIRTHDATE:  
04 / 06 / 88HEIGHT:  
6'5"WEIGHT:  
308NFL EXP:  
6 YRSACQUIRED:  
FA '15

## 2017 (FALCONS)

- » Saw action on offense and special teams in all 16 games, including three starts. Made his first career start in Atlanta's Week 14 win over New Orleans.
- » Was named the club's Walter Payton NFL Man of the Year for his outstanding community service activities off of the field as well as his excellence on it.
- » Started at left guard and blocked for an offense that totaled 322 yards, including 124 on the ground, in a 26-13 Wild-Card win over the Los Angeles Rams.

## CAREER

- » Has played in 40 games with three starts over three NFL seasons. Saw action in 16 games on the offensive line and special teams. Has also been deployed as a defensive tackle, recording three tackles.
- » Sacked Russell Wilson in the end zone for a safety in Atlanta's 36-20 Divisional Playoff win over Seattle.
- » Served as a member of the Falcons practice squad for the first 14 weeks of the season before being signed to the active roster for the final three games in 2015. In 2014, he saw action in eight games with Denver.
- » In 2010, the Broncos placed him on the reserve/military list to serve his two-year military commitment. Garland returned in 2012 and spent two years on the Broncos practice squad.

## COLLEGE

- » Played in 39 career games, starting 34, on the defensive line for the Air Force Falcons from 2006 to 2009. Totaled 115 tackles, 11.5 sacks, three forced fumbles and two blocked kicks.

- » Started every game at nose guard during his junior season. Posted 39 total tackles, including 15 unassisted. Ranked fourth on the team with 7.5 tackles for loss and had four sacks.
- » Played in all 13 games, starting the last eight, as a sophomore. Tallied 31 tackles (13 solo) with three sacks, and three tackles for loss.
- » Played in four games as a freshman, posting two tackles, and one tackle for loss.

## PERSONAL

- » Lettered four years in football and one in basketball...first-team all-state as a senior in football.
- » Was also an all-conference and all-district selection as well as all-conference as a junior.
- » Member of the National Honor Society and Cadet Squadron 27.
- » Son of John Hildebrand and Syndee Garland.
- » Siblings include Jessica, Josh, and Brandon.
- » Also recruited by New Mexico.
- » Majoring in systems engineering management.
- » Completed Global Engagement and Soaring in the summer of 2007. Also completed Operation Air Force at McConnell AFB, Kan., that summer.
- » Went to Lackland AFB in the summer of 2008 on Operation Air Force. Completed the powered flight program last summer. Was also part of the cadet leadership team for Basic Cadet Training at the Air Force Prep School.

## TRANSACTIONS

- » Originally signed by the Denver Broncos as a college free agent in 2010.
- » Signed by the Falcons on September 9, 2015.
- » Promoted to the 53-man roster from the practice squad on December 15, 2015.

## BEN GARLAND - NFL REGULAR SEASON STATISTICS

DATE	TEAM	GP	GS
2017	Falcons	16	3
2016	Falcons	16	0
2015	Falcons	0	0
2014	Broncos	8	0
NFL TOTALS		40	3

## BEN GARLAND - NFL POSTSEASON STATISTICS

DATE	TEAM	GP	GS
2017	Falcons	2	2
2016	Falcons	3	0
2014	Broncos	1	0
NFL TOTALS		6	2

## 2017 GAME-BY-GAME REGULAR SEASON STATISTICS (FALCONS)

DATE	OPPONENT	P/S		W/L	SCORE
09/10	at Bears	P		W	23-17
09/17	PACKERS	P		W	34-23
09/24	at Lions	P		W	30-26
10/01	BILLS	P		L	17-23
10/15	DOLPHINS	P		L	17-20
10/22	at Patriots	P		L	7-23
10/29	at Jets	P		W	25-20
11/05	at Panthers	P		L	17-20
11/12	COWBOYS	P		W	27-7
11/20	at Seahawks	P		W	34-31
11/26	BUCCANEERS	P		W	34-20
12/03	VIKINGS	P		L	9-14
12/07	SAINTS	S		W	20-17
12/18	at Buccaneers	S		W	24-21
12/24	at Saints	S		L	13-23
12/31	PANTHERS	P		W	22-10
2017 TOTALS		16-3		10-6	

## 2016 GAME-BY-GAME REGULAR SEASON STATISTICS (FALCONS)

DATE	OPPONENT	P/S		W/L	SCORE
09/11	BUCCANEERS	P		L	24-31
09/18	at Raiders	P		W	35-28
09/26	at Saints	P		W	45-32
10/02	PANTHERS	P		W	48-33
10/09	at Broncos	P		W	23-16
10/16	at Seahawks	P		L	24-26
10/23	CHARGERS	P		L	30-33+
10/30	PACKERS	P		W	33-32
11/03	at Buccaneers	P		W	43-28
11/13	at Eagles	P		L	15-24
11/27	CARDINALS	P		W	38-19
12/04	CHIEFS	P		L	28-29
12/11	at Rams	P		W	42-14
12/18	49ERS	P		W	41-13
12/24	at Panthers	P		W	33-16
01/01	SAINTS	P		W	38-32
2016 TOTALS		16-0		11-5	

+- Overtime



## 2015 GAME-BY-GAME REGULAR SEASON STATISTICS (FALCONS)

DATE	OPPONENT	P/S		W/L	SCORE
09/14	EAGLES		NOT ON ROSTER	W	26-24
09/20	at Giants		NOT ON ROSTER	W	24-20
09/27	at Cowboys		NOT ON ROSTER	W	39-28
10/04	TEXANS		NOT ON ROSTER	W	48-21
10/11	REDSKINS		NOT ON ROSTER	W	25-19+
10/25	at Titans		NOT ON ROSTER	W	10-7
11/01	BUCCANEERS		NOT ON ROSTER	L	20-23+
11/08	at 49ers		NOT ON ROSTER	L	16-17
11/22	COLTS		NOT ON ROSTER	L	21-24
11/29	VIKINGS		NOT ON ROSTER	L	10-20
12/06	at Buccaneers		NOT ON ROSTER	L	19-23
12/13	at Panthers		NOT ON ROSTER	L	0-38
12/20	at Jaguars		INACTIVE	W	23-17
12/27	PANTHERS		INACTIVE	W	20-13
01/03	SAINTS		INACTIVE	L	17-20
2015 TOTALS		0-0		8-7	

+ - Overtime

## 2017 GAME-BY-GAME POSTSEASON STATISTICS (FALCONS)

DATE	OPPONENT	P/S		W/L	SCORE
01/06	at Rams	S		W	26-13
01/13	at Eagles	S		L	10-15
2017 TOTALS		2-2		1-1	

## 2016 GAME-BY-GAME POSTSEASON STATISTICS (FALCONS)

DATE	OPPONENT	P/S		W/L	SCORE
01/14	SEAHAWKS	P		W	36-20
01/22	PACKERS	P		W	44-21
02/05	PATRIOTS	P		L	28-34+
2016 TOTALS		3-0		2-1	


+ - Overtime

17

## MARVIN HALL

WIDE RECEIVER

(1ST ON FALCONS)



HOMETOWN: LOS ANGELES, CA

COLLEGE: WASHINGTON

BIRTHDATE:

04 / 10 / 93

HEIGHT:

5'10"

WEIGHT:

190

NFL EXP:

2 YRS

ACQUIRED:

FA '17

## 2017 (FALCONS)

- » Hauled in a 40-yard touchdown on the first reception of his NFL career against the Dolphins in Week 6. Totaled two catches for 60 yards this season.

## CAREER

- » Spent time as a member of the Arizona Cardinals practice squad in 2016.

## COLLEGE

- » Played in 42 career games at Washington. As a senior in 2015, played in every game and registered his first career touchdown in a win over Sacramento State.
- » Threw a 36-yard touchdown pass against Arizona as a junior in 2014. Also hauled in two receptions in the Cactus Bowl versus Oklahoma State.

- » As a sophomore in 2013, earned playing time in all but two games. Had multiple catches against Idaho State, California, and Colorado.
- » Saw time during six games as a true freshman in 2012 and averaged nearly 60 yards per game returning kickoffs.

## PERSONAL

- » Went to Dorsey (Calif.) H.S. where he corralled nine touchdowns and had nearly 700 yards receiving as a senior. Named second-team All-City wide receiver by the L.A. Times later that year.
- » A decorated track & field athlete at Dorsey. Notched victories in the 100 meters, 200 meters, 4x100, and 4x400 relay teams to help lead Dorsey to the L.A. City Section championship as a senior.

## TRANSACTIONS

- » Originally signed by the Oakland Raiders as a college free agent following the 2016 NFL Draft.

Waived by the Raiders on September 3, 2016.

Signed to the Arizona Cardinals practice squad on December 14, 2016.

Signed by the Falcons on June 2, 2017.

Signed to the Falcons active roster on October 14, 2017.

## MARVIN HALL - NFL REGULAR SEASON STATISTICS

		RECEIVING							RUSHING					
DATE	TEAM	GP	GS	NO.	YDS	AVG	LG	TD	NO.	YDS.	AVG.	LG	TD	
2017	Falcons	8	0	2	60	30.0	40t	1	0	0	0.0	0	0	
NFL TOTALS		8	0	2	60	30.0	40t	1	0	0	0.0	0	0	

## MARVIN HALL - NFL POSTSEASON STATISTICS

RECEIVING														RUSHING				
DATE	TEAM	GP	GS	NO.	YDS	AVG	LG	TD		NO.	YDS.	AVG.	LG	TD				
2017	Falcons	0	0	0	0	0.0	0	0		0	0	0.0	0	0				
NFL TOTALS		0	0	0	0	0.0	0	0		0	0	0.0	0	0				

## MARVIN HALL - NFL REGULAR SEASON RETURN STATISTICS

KICKOFF RETURNS						PUNT RETURNS						
DATE	TEAM	RET.	YDS.	AVG.	LG	TD	NO.	FC	YDS	AVG	LG	TD
2017	Falcons	0	0	0.0	0	0	0	0	0	0.0	0	0
NFL TOTALS		0	0	0.0	0	0	0	0	0	0.0	0	0

## MARVIN HALL - NFL POSTSEASON RETURN STATISTICS

KICKOFF RETURNS							PUNT RETURNS					
DATE	TEAM	RET.	YDS.	AVG.	LG	TD	NO.	FC	YDS	AVG	LG	TD
2017	Falcons	0	0	0.0	0	0	0	0	0	0.0	0	0
NFL TOTALS		0	0	0.0	0	0	0	0	0	0.0	0	0

### SINGLE-GAME HIGHS: RUSHING/RECEIVING

<b>Receptions</b>	1 vs. Minnesota Vikings, Dec 03, 2017 1 vs. Miami Dolphins, Oct 15, 2017	<b>All-purpose yards</b>	40 vs. Miami Dolphins, Oct 15, 2017 20 vs. Minnesota Vikings, Dec 03, 2017
<b>Receiving Yards</b>	40 vs. Miami Dolphins, Oct 15, 2017 20 vs. Minnesota Vikings, Dec 03, 2017 40t vs. Miami Dolphins, Oct 15, 2017	<b>Special Teams Tackles</b>	1 at Seattle Seahawks, Nov 20, 2017
<b>Longest Receptions</b>	20 vs. Minnesota Vikings, Dec 03, 2017 40t vs. Miami Dolphins, Dec 03, 2017	<b>Miscellaneous Tackles</b>	1 at New Orleans Saints, Dec 24, 2017
<b>Receiving TDs</b>	1 vs. Miami Dolphins, Oct 15, 2017	<b>Most TDs</b>	1 vs. Miami Dolphins, Oct 15, 2017

## 2017 GAME-BY-GAME REGULAR SEASON STATISTICS (FALCONS)

RECEIVING						RUSHING						
DATE	OPPONENT	P/S	NO	YDS	LG	TD	ATT	YDS	LG	TD	W/L	SCORE
09/10	at Bears										W	23-17
09/17	PACKERS										W	34-23
09/24	at Lions										W	30-26
10/01	BILLS										L	17-23
10/15	DOLPHINS	P	1	40	40t	1	0	0	0	0	L	17-20
10/22	at Patriots										L	7-23
10/29	at Jets	P	0	0	0	0	0	0	0	0	W	25-20
11/05	at Panthers										L	17-20
11/12	COWBOYS	P	0	0	0	0	0	0	0	0	W	27-7
11/20	at Seahawks	P	0	0	0	0	0	0	0	0	W	34-31
11/26	BUCCANEERS										W	34-20
12/03	VIKINGS	P	1	20	20	0	0	0	0	0	L	9-14
12/07	SAINTS	P	0	0	0	0	0	0	0	0	W	20-17
12/18	at Buccaneers	P	0	0	0	0	0	0	0	0	W	24-21
12/24	at Saints	P	0	0	0	0	0	0	0	0	L	13-23
12/31	PANTHERS										W	22-10
2017 TOTALS 8-0 2 60 40t 1 0 0 0 0 10-6												

## 2017 GAME-BY-GAME POSTSEASON STATISTICS (FALCONS)


RECEIVING													RUSHING				
DATE	OPPONENT	P/S	NO	YDS	LG	TD	ATT	YDS	LG	TD	W/L	SCORE					
01/06	at Rams										W	26-13					
01/13	at Eagles										L	10-15					
2017 TOTALS		0-0	0	0	0	0	0	0	0	0	1-1						

74

## JUSTIN HARDY

WIDE RECEIVER

(4TH YEAR WITH FALCONS)



HOMETOWN: VANCEBORO, NC

COLLEGE: EAST CAROLINA

BIRTHDATE:

12 / 18 / 91

HEIGHT:

5'10"

WEIGHT:

192

NFL EXP:

4 YRS

ACQUIRED:

04 '15

## 2017 (FALCONS)

- » Caught 20 passes for 221 yards with three touchdowns this season. Caught his first touchdown of the season in Week 4 vs. Buffalo, his second against Dallas in Week 10, and his third at Tampa Bay in Week 14.

## CAREER

- » Has played in 41 games with five starts in three seasons. Has caught 62 passes for 618 yards with seven touchdowns.
- » Caught 21 passes for 203 yards with four touchdowns in 2016. Caught his first career touchdown pass at Oakland (9/18/16). Pulled down a tipped ball and landed in the end zone for an eight-yard score on his lone catch of the day. His score put the Falcons ahead 28-21 with 9:29 remaining in the game.
- » Notched his second consecutive games with a touchdown catch after breaking the plane for a four-yard score to close out the first half at New Orleans (9/26/16). Finished the game with two catches for 26 yards.
- » Started at wide receiver and caught two passes for nine yards, including his third touchdown of the season on a three-yard pass from Matt Ryan at Los Angeles.
- » Played in nine games with one start during his rookie campaign in 2015. Caught 21 passes for 194 yards and averaged 9.2 yards per reception. Made his NFL debut against Tampa Bay (11/1). Caught two passes for 21 yards.

## COLLEGE

- » Played in 63 games for Eastern Carolina and set school records with 387 receptions, 4,541 yards, and 35 touchdowns during his career.

- » He caught more passes than any player in FBS history, and he is the only player in ECU's school history to post three consecutive 1,000-yard seasons.
- » In 2014, he won the Burlsworth Trophy, given to the nation's most outstanding player who began his career as a walk-on. He also set the school's single-season records in receptions (121) and receiving yards (1,494), which he set the previous year. Served as a team captain during his senior year.
- » In 2013, he started all 13 games and recorded 114 receptions and 1,284 receiving yards - both previous school records. He also caught eight touchdown passes. He was named first-team All-Conference USA and ranked fourth nationally in receptions per game with 8.8.
- » In 2012, he was named a first-team All-Conference USA selection. He became the fourth receiver in school history to reach 1,000 receiving yards (1,105) in a single season, while also recording 88 catches and 11 touchdowns.
- » During his freshman year, he was a freshman all-conference choice and ECU's offensive MVP. He played in 10 games, with eight starts and set ECU freshman records with 64 receptions and 658 yards, along with six touchdowns.

## PERSONAL

- » He attended West Craven High School in North Carolina and earned all-area, all-conference and offensive player of the year honors. He recorded 2,500 passing yards and 35 touchdowns, as well as 1,500 rushing yards and 10 scores during high school.
- » He earned his bachelor's degree in sports studies in May 2014 and is pursuing a second undergraduate degree in industrial technology.

## TRANSACTIONS

- » Selected by the Falcons in the fourth round (107th overall) of the 2015 NFL Draft.

## JUSTIN HARDY - NFL REGULAR SEASON STATISTICS

DATE	TEAM	RECEIVING							RUSHING				
		GP	GS	NO.	YDS	AVG	LG	TD	NO.	YDS.	AVG.	LG	TD
2017	Falcons	16	1	20	221	11.1	27	3	0	0	0.0	0	0
2016	Falcons	16	3	21	203	9.7	27	4	0	0	0.0	0	0
2015	Falcons	9	1	21	194	9.2	23	0	0	0	0.0	0	0
NFL TOTALS		41	5	62	618	10.0	27	7	0	0	0.0	0	0

## JUSTIN HARDY - NFL POSTSEASON STATISTICS

DATE	TEAM	GP	GS	RECEIVING					RUSHING				
				NO.	YDS	AVG	LG	TD	NO.	YDS	AVG	LG	TD
2017	Falcons	2	0	1	3	3.0	3	0	0	0	0.0	0	0
2016	Falcons	3	0	2	18	9.0	11	0	1	0	0.0	0	0
NFL TOTALS		5	0	3	21	7.0	11	0	1	0	0.0	0	0

## JUSTIN HARDY - NFL REGULAR SEASON RETURN STATISTICS

KICKOFF RETURNS							PUNT RETURNS					
DATE	TEAM	RET.	YDS.	AVG.	LG	TD	NO.	FC	YDS	AVG	LG	TD
2017	Falcons	0	0	0.0	0	0	0	0	0	0.0	0	0
2016	Falcons	3	52	17.3	32	0	0	0	0	0.0	0	0
2015	Falcons	0	0	0.0	0	0	0	0	0	0.0	0	0
NFL TOTALS		3	52	17.3	32	0	0	0	0	0.0	0	0

## JUSTIN HARDY - NFL POSTSEASON RETURN STATISTICS

KICKOFF RETURNS							PUNT RETURNS					
DATE	TEAM	RET.	YDS.	AVG.	LG	TD	NO.	FC	YDS	AVG	LG	TD
2017	Falcons	0	0	0.0	0	0	0	0	0	0.0	0	0
2016	Falcons	2	17	8.5	10	0	0	0	0	0.0	0	0
NFL TOTALS		2	17	8.5	10	0	0	0	0	0.0	0	0

### SINGLE-GAME HIGHS: RUSHING/RECEIVING

<b>Receptions</b>	4 vs. New Orleans Saints, Jan 01, 2017 4 vs. New Orleans Saints, Jan 03, 2016 ...1 more at 4.	<b>Kickoff Return Yards</b>	32 vs. Carolina Panthers, Oct 02, 2016 10 vs. New Orleans Saints, Jan 01, 2017 10 at Carolina Panthers, Dec 24, 2016
<b>Receiving Yards</b>	47 vs. Arizona Cardinals, Nov 27, 2016 43 vs. New Orleans Saints, Jan 01, 2017 36 at Jacksonville Jaguars, Dec 20, 2015	<b>Longest Kickoff Return</b>	32 vs. Carolina Panthers, Oct 02, 2016 10 at Carolina Panthers, Dec 24, 2016
<b>Longest Receptions</b>	27 at Tampa Bay Buccaneers, Dec 18, 2017 27 vs. Arizona Cardinals, Nov 27, 2016 23 at Tampa Bay Buccaneers, Dec 06, 2015	<b>Special Teams Tackles</b>	1 at New England Patriots, Oct 22, 2017 1 at Tampa Bay Buccaneers, Dec 06, 2015 ...1 more at 1.
<b>Receiving TDs</b>	1 at Tampa Bay Buccaneers, Dec 18, 2017 1 vs. Dallas Cowboys, Nov 12, 2017 ...5 more at 1.	<b>Miscellaneous Tackles</b>	1 at Carolina Panthers, Dec 13, 2015 1 at Tampa Bay Buccaneers, Dec 06, 2015 ...2 more at 1.
<b>All-purpose yards</b>	53 vs. New Orleans Saints, Jan 01, 2017 47 vs. Arizona Cardinals, Nov 27, 2016 36 at Jacksonville Jaguars, Dec 20, 2015	<b>Most TDs</b>	1 at Tampa Bay Buccaneers, Dec 18, 2017 1 vs. Dallas Cowboys, Nov 12, 2017 ...5 more at 1.
<b>Kickoff Returns</b>	1 vs. New Orleans Saints, Jan 01, 2017 1 at Carolina Panthers, Dec 24, 2016 ...1 more at 1.		

### SINGLE-GAME HIGHS - POSTSEASON: RUSHING/RECEIVING

<b>Rush Attempts</b>	1 vs. Seattle Seahawks, Jan 14, 2017	<b>Kickoff Returns</b>	2 vs. New England Patriots, Feb 05, 2017
<b>Receptions</b>	2 vs. Seattle Seahawks, Jan 14, 2017 1 at Los Angeles Rams, Jan 06, 2018	<b>Kickoff Return Yards</b>	17 vs. New England Patriots, Feb 05, 2017
<b>Receiving Yards</b>	18 vs. Seattle Seahawks, Jan 14, 2017 3 at Los Angeles Rams, Jan 06, 2018	<b>Longest Kickoff Return</b>	10 vs. New England Patriots, Feb 05, 2017
<b>Longest Receptions</b>	11 vs. Seattle Seahawks, Jan 14, 2017 7 vs. Seattle Seahawks, Jan 14, 2017 3 at Los Angeles Rams, Jan 06, 2018	<b>Special Teams Tackles</b>	1 vs. New England Patriots, Feb 05, 2017
<b>All-purpose yards</b>	18 vs. Seattle Seahawks, Jan 14, 2017 17 vs. New England Patriots, Feb 05, 2017 3 at Los Angeles Rams, Jan 06, 2018		

## 2017 GAME-BY-GAME REGULAR SEASON STATISTICS (FALCONS)

DATE	OPPONENT	P/S	RECEIVING				RUSHING				TD	W/L	SCORE
			NO	YDS	LG	TD	ATT	YDS	LG				
09/10 at Bears		P	0	0	0	0	0	0	0	0	0	W	23-17
09/17 PACKERS		P	1	19	19	0	0	0	0	0	0	W	34-23
09/24 at Lions		P	0	0	0	0	0	0	0	0	0	W	30-26
10/01 BILLS		P	2	12	9	1	0	0	0	0	0	L	17-23
10/15 DOLPHINS		P	3	34	22	0	0	0	0	0	0	L	17-20
10/22 at Patriots		P	2	21	22	0	0	0	0	0	0	L	7-23
10/29 at Jets		P	0	0	0	0	0	0	0	0	0	W	25-20
11/05 at Panthers		P	2	26	19	0	0	0	0	0	0	L	17-20
11/12 COWBOYS		P	2	7	4	1	0	0	0	0	0	W	27-7
11/20 at Seahawks		P	3	27	11	0	0	0	0	0	0	W	34-31
11/26 BUCCANEERS		P	0	0	0	0	0	0	0	0	0	W	34-20
12/03 VIKINGS		P	0	0	0	0	0	0	0	0	0	L	9-14
12/07 SAINTS		P	0	0	0	0	0	0	0	0	0	W	20-17
12/18 at Buccaneers		P	2	33	27	1	0	0	0	0	0	W	24-21
12/24 at Saints		P	1	10	10	0	0	0	0	0	0	L	13-23
12/31 PANTHERS		S	2	32	17	0	0	0	0	0	0	W	22-10
2017 TOTALS	16-1		20	221	27	3	0	0	0	0	0	10-6	

## 2016 GAME-BY-GAME REGULAR SEASON STATISTICS (FALCONS)

DATE	OPPONENT	P/S	RECEIVING				RUSHING				TD	W/L	SCORE
			NO	YDS	LG	TD	ATT	YDS	LG				
09/11 BUCCANEERS		S	1	0	0	0	0	0	0	0	0	L	24-31
09/18 at Raiders		P	1	8	8	1	0	0	0	0	0	W	35-28
09/26 at Saints		P	2	26	22	1	0	0	0	0	0	W	45-32
10/02 PANTHERS		P	0	0	0	0	0	0	0	0	0	W	48-33
10/09 at Broncos		P	0	0	0	0	0	0	0	0	0	W	23-16
10/16 at Seahawks		P	3	30	11	0	0	0	0	0	0	L	24-26
10/23 CHARGERS		P	2	6	4	0	0	0	0	0	0	L	30-33+
10/30 PACKERS		P	1	13	13	0	0	0	0	0	0	W	33-32
11/03 at Buccaneers		P	0	0	0	0	0	0	0	0	0	W	43-28
11/13 at Eagles		P	0	0	0	0	0	0	0	0	0	L	15-24
11/27 CARDINALS		P	3	47	27	0	0	0	0	0	0	W	38-19
12/04 CHIEFS		P	1	5	5	0	0	0	0	0	0	L	28-29
12/11 at Rams		S	2	9	6	1	0	0	0	0	0	W	42-14
12/18 49ERS		P	1	16	16	0	0	0	0	0	0	W	41-13
12/24 at Panthers		P	0	0	0	0	0	0	0	0	0	W	33-16
01/01 SAINTS		S	4	43	17	1	0	0	0	0	0	W	38-32
2016 TOTALS	16-3		21	203	27	4	0	0	0	0	0	11-5	

+ - Overtime

## 2015 GAME-BY-GAME REGULAR SEASON STATISTICS (FALCONS)

DATE	OPPONENT	P/S	RECEIVING				RUSHING				TD	W/L	SCORE
			NO	YDS	LG	TD	ATT	YDS	LG				
09/14 EAGLES												W	26-24
09/20 at Giants												W	24-20
09/27 at Cowboys												W	39-28
10/04 TEXANS												W	48-21
10/11 REDSKINS												W	25-19+
10/15 at Saints												L	21-31
10/25 at Titans												W	10-7
11/01 BUCCANEERS	P		2	21	12	0	0	0	0	0	0	L	20-23+
11/08 at 49ers	S		4	17	8	0	0	0	0	0	0	L	16-17
11/22 COLTS	P		1	7	7	0	0	0	0	0	0	L	21-24
11/29 VIKINGS	P		2	21	11	0	0	0	0	0	0	L	10-20
12/06 at Buccaneers	P		2	34	23	0	0	0	0	0	0	L	19-23
12/13 at Panthers	P		1	9	9	0	0	0	0	0	0	L	0-38
12/20 at Jaguars	P		3	36	20	0	0	0	0	0	0	W	23-17
12/27 PANTHERS	P		2	15	8	0	0	0	0	0	0	W	20-13
01/03 SAINTS	P		4	34	16	0	0	0	0	0	0	L	17-20
2015 TOTALS	9-1		21	194	23	0	0	0	0	0	0	8-8	

+ - Overtime

## 2017 GAME-BY-GAME POSTSEASON STATISTICS (FALCONS)

DATE	OPPONENT	P/S	RECEIVING				RUSHING				TD	W/L	SCORE
			NO	YDS	LG	TD	ATT	YDS	LG	TD			
01/06	at Rams	P	1	3	3	0	0	0	0	0	0	W	26-13
01/13	at Eagles	P	0	0	0	0	0	0	0	0	0	L	10-15
2017 TOTALS			1	3	3	0	0	0	0	0	0	1-1	

## 2016 GAME-BY-GAME POSTSEASON STATISTICS (FALCONS)

DATE	OPPONENT	P/S	RECEIVING				RUSHING				TD	W/L	SCORE
			NO	YDS	LG	TD	ATT	YDS	LG	TD			
01/14	SEAHAWKS	P	2	18	11	0	1	0	0	0	0	W	36-20
01/22	PACKERS	P	0	0	0	0	0	0	0	0	0	W	44-21
02/05	PATRIOTS	P	0	0	0	0	0	0	0	0	0	L	28-34+
2016 TOTALS			2	18	11	0	1	0	0	0	0	2-1	


+- Overtime

47

JOSH HARRIS

LONG SNAPPER

(7TH YEAR WITH FALCONS)



HOMETOWN: CARROLLTON, GA

COLLEGE: AUBURN

BIRTHDATE:  
04 / 27 / 89HEIGHT:  
6'1"WEIGHT:  
224NFL EXP:  
7 YRSACQUIRED:  
CFA '12

## 2017 (FALCONS)

- » Snapped for K Matt Bryant and P Matt Boshers on placekicks and punts. Bryant has converted 34 of his 39 of his field goal attempts while adding 35 PATs. Boshers has punted 53 times for 2,379 yards with a 44.9-yard average (40.58 net) this season.
- » Snapped for Bryant as he became the fourth player in NFL history to hit two 50+ yard field goals in a postseason game.

## CAREER

- » Has played in 96 straight games, serving as the Falcons long snapper on placekicks and punts. K Matt Bryant has connected on 168 of 191 field goal attempts and 240 of 241 extra point attempts with Harris snapping the ball.
- » Snapped for K Matt Bryant and P Matt Boshers on placekicks and punts in 2016. Bryant converted 34-of-37 field goal attempts, including a 59-yard long, while adding 56 PATs and leading the league with 158 total points. Boshers punted 44 times for 2,060 yards with a 46.8 average (41.6 net) one touchback and 21 kicks downed inside the 20 in 15 games.
- » Snapped for K Matt Bryant, K Shayne Graham, and P Matt Boshers on all placekicks and punts in 2015. Bryant and Graham combined to hit 25-of-31 field goals and 34-of-34 PATs. Boshers averaged 47.2 yards per punt with 24 kicks downed inside the 20.
- » Served as the Falcons long snapper on field goals, PATs, and punts in all 16 games in 2014. Snapped for K Matt Bryant who connected on 29 of 32 field goal

attempts, including an NFL best seven kicks from 50-yards-or-longer.

- » Played in all 16 games in 2013. Snapped for P Matt Boshers who boasted a 46.6-yard punting average while breaking his own franchise record and ranking sixth in the NFL with a 41.1-yard net punting average. Snapped for K Matt Bryant who connected on 24 of 27 field goal attempts. Bryant's 88.9 field goal percentage was the third highest of his career and his best mark since making a career-high 93.1 percent of his kicks in 2013.
- » Played in all 16 games during his rookie season, serving as the Falcons long snapper on place kicks and punts. Snapped for K Matt Bryant who connected 33 of 38 field goal attempts (86.8 percent) in 2012, including all four of his attempts of 50 yards or longer. Also connected on all 44 of his extra point attempts and scored 143 points.

## COLLEGE

- » Served as Auburn's long snapper on field goals, punts and PATs for the last three seasons, including 2010 when the Tigers won the BCS National Championship.
- » The Carrollton, GA native was an SEC Academic Honor Roll selection in 2008 and 2009.

## PERSONAL

- » A native of Carrollton, GA. Began his career at Auburn as a walk-on before earning a scholarship. Named the National Sigma Nu Athlete of the Year in 2011.
- » Majored in Political Science.

## TRANSACTIONS

- » Signed by the Falcons as a college free agent on April 30, 2012.




87

AUSTIN HOOPER

TIGHT END

(3RD YEAR WITH FALCONS)



HOMETOWN: *SAN RAMON, CA*

COLLEGE: *STANFORD*

BIRTHDATE: **10 / 29 / 94**

HEIGHT: **6'4"**

WEIGHT: **254**

NFL EXP: **3 YRS**

ACQUIRED: **03 '16**

## 2017 (FALCONS)

- » Posted the first 100-yard game of his career after catching two passes for 128 yards, including a career-best 88-yard touchdown, to help lift Atlanta to a 23-17 win over Chicago. Caught four passes for 18 yards in two postseason games.
- » His 88-yard touchdown reception at Chicago was the longest by a tight end in a season-opening game in NFL history.
- » Set career highs with 49 receptions for 526 yards while adding three touchdown catches during his sophomore season.

## CAREER

- » In two seasons, has caught 68 passes for 797 yards with six touchdowns. Played in 14 games in 2016 and caught 19 passes for 271 yards (14.3 yards per reception) with three touchdowns. Caught a 19-yard touchdown pass from Matt Ryan in Super Bowl LI against New England.
- » Made his NFL debut against Tampa Bay (9/11), catching one pass for 14 yards. Had a breakout game at Oakland (9/18). Caught three passes for 84 yards, including a 44-yard grab. Combined with TE Jacob Tamme (75 yards) to become the first set of tight ends in franchise history to have 75+ receiving yards in the same game.
- » Caught his first career touchdown on a 42-yard deep ball from QB Matt Ryan against Carolina (10/2).

## COLLEGE

- » Played in 27 games in his two years as a Cardinal. Caught 74 passes for 937 yards and eight touchdowns during his career.
- » During his sophomore year in 2015, Hooper was a Mackey Award finalist and was selected to the All-Pac 12 first team. He recorded 34 catches for 438 yards and six receiving touchdowns during his final year at Stanford. Also earned third-team All America honors from the AP and second-team honors from Phil Steele.
- » Earned freshman All-American and second-team All-Pac 12 honors in 2014 after posting 40 catches for 499 yards and two touchdowns.

## PERSONAL

- » Attended De La Salle (Calif.) while playing for head coach Bob Ladouceur. Was a 2012 Tacoma News Tribune Western 100 and a two-time San Francisco Chronicle All-Metro selection. Led De La Salle to CIF Open Division state titles in 2010, 2011 and 2012. De La Salle went 15-0 and ranked No. 1 nationally by ESPN and MaxPreps in 2012. Caught 11 passes for 293 yards and three touchdowns with 39 tackles and 8.0 sacks in 2012. Posted nine catches for 182 yards and two touchdowns with 46 tackles and 10.5 sacks in 2011.
- » Lettered in track and field and was all-league in the shot put with a 57-8 personal best. Born in San Mateo, Calif. His full name is Austin Manuel Hooper. Parents are Michael and Lillian Hooper. His father played football at San Diego State while his uncle also played at Stanford. His brother, Justin, plays baseball at UCLA. Majored in Psychology.

## TRANSACTIONS

- » Selected by the Falcons in the third round (81st overall) of the 2016 NFL Draft.

## AUSTIN HOOPER - NFL REGULAR SEASON STATISTICS

DATE	TEAM	GP	GS	RECEIVING					RUSHING				
				NO.	YDS	AVG	LG	TD	NO.	YDS.	AVG.	LG	TD
2017	Falcons	16	8	49	526	10.7	88t	3	0	0	0.0	0	0
2016	Falcons	14	3	19	271	14.3	44	3	0	0	0.0	0	0
NFL TOTALS		30	11	68	797	11.7	88t	6	0	0	0.0	0	0

## AUSTIN HOOPER - NFL POSTSEASON STATISTICS

DATE	TEAM	GP	GS	RECEIVING					RUSHING				
				NO.	YDS	AVG	LG	TD	NO.	YDS.	AVG.	LG	TD
2017	Falcons	2	2	4	18	4.5	5	0	0	0	0.0	0	0
2016	Falcons	3	1	6	65	10.8	19t	1	0	0	0.0	0	0
NFL TOTALS		5	3	10	83	8.3	19t	1	0	0	0.0	0	0

# SINGLE-GAME HIGHS: RUSHING/RECEIVING

<b>Receptions</b>	7 vs. Miami Dolphins, Oct 15, 2017 6 vs. Dallas Cowboys, Nov 12, 2017 5 vs. Buffalo Bills, Oct 01, 2017 ...1 more at 5.	<b>All-purpose yards</b>	128 at Chicago Bears, Sep 10, 2017 84 at Oakland Raiders, Sep 18, 2016 50 vs. Buffalo Bills, Oct 01, 2017
<b>Receiving Yards</b>	128 at Chicago Bears, Sep 10, 2017 84 at Oakland Raiders, Sep 18, 2016 50 vs. Buffalo Bills, Oct 01, 2017	<b>Miscellaneous Tackles</b>	1 vs. New Orleans Saints, Dec 07, 2017
<b>Longest Receptions</b>	88t at Chicago Bears, Sep 10, 2017 44 at Oakland Raiders, Sep 18, 2016 42t vs. Carolina Panthers, Oct 02, 2016	<b>Most TDs</b>	1 at Detroit Lions, Sep 24, 2017 1 vs. Dallas Cowboys, Nov 12, 2017 1 at New York Jets, Oct 29, 2017 ...4 more at 1.
<b>Receiving TDs</b>	1 vs. Dallas Cowboys, Nov 12, 2017 1 at New York Jets, Oct 29, 2017 ...4 more at 1.		

# SINGLE-GAME HIGHS - POSTSEASON: RUSHING/RECEIVING

<b>Receptions</b>	3 at Los Angeles Rams, Jan 06, 2018 3 vs. New England Patriots, Feb 05, 2017 2 vs. Green Bay Packers, Jan 22, 2017	<b>Receiving TDs</b>	1 vs. New England Patriots, Feb 05, 2017
<b>Receiving Yards</b>	32 vs. New England Patriots, Feb 05, 2017 23 vs. Green Bay Packers, Jan 22, 2017 15 at Los Angeles Rams, Jan 06, 2018	<b>All-purpose yards</b>	32 vs. New England Patriots, Feb 05, 2017 23 vs. Green Bay Packers, Jan 22, 2017 15 at Los Angeles Rams, Jan 06, 2018
<b>Longest Receptions</b>	19t vs. New England Patriots, Feb 05, 2017 15 vs. Green Bay Packers, Jan 22, 2017 10 vs. Seattle Seahawks, Jan 14, 2017	<b>Most TDs</b>	1 vs. New England Patriots, Feb 05, 2017

# 100-YARD RECEIVING GAMES (1): REGULAR SEASON

DATE	TEAM	NO.	YDS.	AVG.	LG	TD
09/10/17	at Bears	2	128	64.0	88t	1

# 2017 GAME-BY-GAME REGULAR SEASON STATISTICS (FALCONS)

DATE	OPPONENT	P/S	RECEIVING				RUSHING				TD	W/L	SCORE
			NO	YDS	LG	TD	ATT	YDS	LG				
09/10	at Bears	S	2	128	88t	1	0	0	0	0	0	W	23-17
09/17	PACKERS	S	2	7	4	0	0	0	0	0	0	W	34-23
09/24	at Lions	P	1	9	9	0	0	0	0	0	0	W	30-26
10/01	BILLS	P	5	50	18	0	0	0	0	0	0	L	17-23
10/15	DOLPHINS	S	7	48	11	0	0	0	0	0	0	L	17-20
10/22	at Patriots	P	1	6	6	0	0	0	0	0	0	L	7-23
10/29	at Jets	S	4	47	21	1	0	0	0	0	0	W	25-20
11/05	at Panthers	S	3	36	16	0	0	0	0	0	0	L	17-20
11/12	COWBOYS	S	6	49	14	1	0	0	0	0	0	W	27-7
11/20	at Seahawks	S	2	-1	1	0	0	0	0	0	0	W	34-31
11/26	BUCCANEERS	S	3	38	20	0	0	0	0	0	0	W	34-20
12/03	VIKINGS	P	3	21	8	0	0	0	0	0	0	L	9-14
12/07	SAINTS	P	2	23	12	0	0	0	0	0	0	W	20-17
12/18	at Buccaneers	P	2	12	7	0	0	0	0	0	0	W	24-21
12/24	at Saints	P	3	18	10	0	0	0	0	0	0	L	13-23
12/31	PANTHERS	P	3	35	24	0	0	0	0	0	0	W	22-10
2017 TOTALS	16-8		49	526	88t	3	0	0	0	0	0	10-6	

## 2016 GAME-BY-GAME REGULAR SEASON STATISTICS (FALCONS)

DATE	OPPONENT	P/S	RECEIVING				RUSHING				TD	W/L	SCORE
			NO	YDS	LG	TD	ATT	YDS	LG				
09/11	BUCCANEERS	P	1	14	14	0	0	0	0	0	0	L	24-31
09/18	at Raiders	P	3	84	44	0	0	0	0	0	0	W	35-28
09/26	at Saints	P	0	0	0	0	0	0	0	0	0	W	45-32
10/02	PANTHERS	P	1	42	42t	1	0	0	0	0	0	W	48-33
10/09	at Broncos	P	1	14	14	0	0	0	0	0	0	W	23-16
10/16	at Seahawks	P	0	0	0	0	0	0	0	0	0	L	24-26
10/23	CHARGERS	P	0	0	0	0	0	0	0	0	0	L	30-33+
10/30	PACKERS	S	5	41	17	0	0	0	0	0	0	W	33-32
11/03	at Buccaneers	P	3	46	28	1	0	0	0	0	0	W	43-28
11/13	at Eagles	P	1	8	8	0	0	0	0	0	0	L	15-24
11/27	CARDINALS	P	2	8	5	0	0	0	0	0	0	W	38-19
12/04	CHIEFS	S	0	0	0	0	0	0	0	0	0	L	28-29
12/11	at Rams	S	1	5	5	0	0	0	0	0	0	W	42-14
12/18	49ERS	P	1	9	9t	1	0	0	0	0	0	W	41-13
12/24	at Panthers		INACTIVE									W	33-16
01/01	SAINTS		INACTIVE									W	38-32
2016 TOTALS			14-3	19	271	44	3	0	0	0	0	0	11-5

+ - Overtime

## 2017 GAME-BY-GAME POSTSEASON STATISTICS (FALCONS)

DATE	OPPONENT	P/S	RECEIVING				RUSHING				TD	W/L	SCORE
			NO	YDS	LG	TD	ATT	YDS	LG				
01/06	at Rams	S	3	15	5	0	0	0	0	0	0	W	26-13
01/13	at Eagles	S	1	3	3	0	0	0	0	0	0	L	10-15
2017 TOTALS			2-2	4	18	5	0	0	0	0	0	0	1-1

## 2016 GAME-BY-GAME POSTSEASON STATISTICS (FALCONS)

DATE	OPPONENT	P/S	RECEIVING				RUSHING				TD	W/L	SCORE
			NO	YDS	LG	TD	ATT	YDS	LG				
01/14	SEAHAWKS	P	1	10	10	0	0	0	0	0	0	W	36-20
01/22	PACKERS	S	2	23	15	0	0	0	0	0	0	W	44-21
02/05	PATRIOTS	P	3	32	19t	1	0	0	0	0	0	L	28-34+
2016 TOTALS			3-1	6	65	19t	1	0	0	0	0	0	2-1


+ - Overtime

36

KEMAL ISHMAEL

SAFETY

(6TH YEAR WITH FALCONS)

HOMETOWN: *MIAMI, FL*COLLEGE: *CENTRAL FLORIDA*

BIRTHDATE:

05 / 06 / 91

HEIGHT:

6'0"

WEIGHT:

206

NFL EXP:

6 YRS

ACQUIRED:

07A '13

## 2017 (FALCONS)

- » Played 16 games, totaling 22 tackles (13 solo) along with one sack, one pass defense, and one forced fumble.
- » Notched two tackles, one tackle for loss in the postseason. Posted three special teams tackles and recovered a fumble on special teams in Atlanta's Wild-Card win over the Los Angeles Rams.
- » Recovered a fumble on a muffed punt at New York (10/29), allowing the Falcons to push their lead to a decisive five-point margin.

## CAREER

- » In five seasons with the Falcons, has seen action in 65 games with 20 starts. Totaled 216 tackles (137 solo), five interceptions, one forced fumble, two fumble recoveries, one sack, and 12 passes defended.
- » Played in 13 games with four starts in 2016, posting 49 total tackles (29 solo). Saw action at both safety and linebacker before being placed on injured reserve.
- » Played in 16 games with five starts in 2015. Collared 42 tackles (29 solo) with one interception and three passes defended. Posted the sixth-longest INT return in franchise history (84-yards) after picking off Blake Bortles (12/20).
- » Played in 16 games with 10 starts in 2014. Seeing his first significant action last season he recorded 103 total tackles (66 solo), four interceptions, one forced fumble and six pass deflections. Scored his first career touchdown on a 23-yard interception return against Tampa Bay (9/18/14).
- » Played in four games as a rookie primarily on special teams, logging one special teams tackle. Made his professional debut at Arizona (10/27/13).

## COLLEGE

- » Collared 368 total tackles (213 solo) with 9.5 tackles for loss, six interceptions, six forced fumbles, six

fumble recoveries, and one sack in 53 career games at Central Florida.

- » Finished his career as the Knights all-time leader in tackles among defensive backs and just the third player in UCF history to lead the team in tackles three times during his career.
- » Posted 124 total tackles (68 solo) with five tackles for loss, four passes defense, three interceptions, three forced fumbles, three fumble recoveries, and three forced fumbles in 2012.
- » Closed out his Black and Gold career by starting his final 49 games and leading the Knights to the C-USA championship game.
- » As a senior in 2012, was named the Conference USA Defensive Player of the Year and a First Team All-C-USA selection.
- » As a junior in 2011, earned All-C-USA honorable mention honors after starting all 12 games and posting a team-high 81 tackles (39 solo) with 2 three passes defended and 2.5 tackles for loss.
- » Was a first-team All-C-USA performer during his sophomore season in 2010 finishing the season with a team-high 93 tackles (57 solo), five passes defended, two interceptions, two forced fumbles, and one fumble recovery.
- » Appeared in 13 games with nine starts as a true freshman in 2009 and posted 70 tackles (49 solo) with one tackle for loss, one interception, one pass broken up, and one fumble recovery.

## PERSONAL

- » Was an All-Dade county performer at North Miami Beach High School.
- » Helped North Miami Beach to the 2006 state semifinals, an undefeated campaign in 2007 and the state playoffs again in 2008.
- » Son of Blessed and Darlene Ishmael. Majored in general studies with a minor in coaching at UCF.

## TRANSACTIONS

- » Selected as the first of three seventh round (243rd overall) draft choices by Atlanta in 2013.

## KEMAL ISHMAEL - NFL REGULAR SEASON STATISTICS

TACKLES																														INTERCEPTIONS								FUMBLES								ST				MISC			
DATE	TEAM	GP	GS	TK	S	A	TFL	YDS	SK	YDS	QBH	NO	YDS	LG	TD	PD	FF	FR	YDS	TK	S	A	FF	FR	S	A	FF	FR	S	A																							
2017	Falcons	16	1	22	13	9	1	12	1.0	12.0	1	0	0	0	0	1	0	0	0	7	2	5	0	1	0	0	0	0	0	0	0																						
2016	Falcons	13	4	49	29	20	0	0	0.0	0.0	0	0	0	0	0	2	0	0	0	3	3	0	0	0	0	0	0	0	0	0	0																						
2015	Falcons	16	5	42	29	13	1	1	0.0	0.0	0	1	84	84	0	3	0	0	0	4	3	1	0	0	0	0	0	0	0	0	0																						
2014	Falcons	16	10	94	67	27	2	4	0.0	0.0	0	4	37	23t	1	6	1	1	18	3	0	3	0	0	0	0	0	0	0	0	0																						
2013	Falcons	4	0	0	0	0	0	0	0.0	0.0	0	0	0	0	0	0	0	0	0	1	1	0	0	0	0	0	0	0	0	0	0																						
NFL TOTALS		65	20	207	138	69	4	17	1.0	12.0	1	5	121	84	1	12	1	1	18	18	9	9	0	1	0	0	0	0	0	0	0																						

## KEMAL ISHMAEL - NFL POSTSEASON STATISTICS

			TACKLES										INTERCEPTIONS					FUMBLES					ST				MISC			
DATE	TEAM	GP	GS	TK	S	A	TFL	YDS	SK	YDS	QBH	NO	YDS	LG	TD	PD	FF	FR	YDS	TK	S	A	FF	FR	S	A				
2017	Falcons	2	0	2	2	0	1	2	0.0	0.0	0	0	0	0	0	0	0	0	0	5	4	1	0	1	0	0				
NFL TOTALS		2	0	2	2	0	1	2	0.0	0.0	0	0	0	0	0	0	0	0	0	5	4	1	0	1	0	0				

### SINGLE-GAME HIGHS: DEFENSIVE

<b>Total Tackles</b>	15 at Oakland Raiders, Sep 18, 2016 14 at New York Giants, Oct 05, 2014 10 at Denver Broncos, Oct 09, 2016 ...1 more at 10.	<b>Tackles For Loss</b>	1 at Seattle Seahawks, Nov 20, 2017 1 at Tennessee Titans, Oct 25, 2015 ...2 more at 1.
<b>Sacks</b>	1.0 at Seattle Seahawks, Nov 20, 2017	<b>Interceptions</b>	1 at Jacksonville Jaguars, Dec 20, 2015 1 vs. Cleveland Browns, Nov 23, 2014 ...3 more at 1.
<b>Passes Defensed</b>	2 at Carolina Panthers, Nov 16, 2014 1 at Tampa Bay Buccaneers, Dec 18, 2017 1 at Denver Broncos, Oct 09, 2016 ...8 more at 1.	<b>Interception Return Yards</b>	84 at Jacksonville Jaguars, Dec 20, 2015 23 vs. Tampa Bay Buccaneers, Sep 18, 2014 14 vs. Cleveland Browns, Nov 23, 2014 2 at Seattle Seahawks, Nov 20, 2017 2 vs. Green Bay Packers, Oct 30, 2016 ...1 more at 2.
<b>Forced Fumbles</b>	1 at New Orleans Saints, Dec 21, 2014	<b>Special Teams Tackles</b>	
<b>Fumble Recoveries</b>	1 at New Orleans Saints, Dec 21, 2014	<b>Special Teams Fumble Recoveries</b>	1 at New York Jets, Oct 29, 2017

### SINGLE-GAME HIGHS - POSTSEASON: DEFENSIVE

<b>Total Tackles</b>	2 at Philadelphia Eagles, Jan 13, 2018	<b>Special Teams Tackles</b>	3 at Los Angeles Rams, Jan 06, 2018
<b>Tackles For Loss</b>	1 at Philadelphia Eagles, Jan 13, 2018	<b>Special Teams Fumble Recoveries</b>	2 at Philadelphia Eagles, Jan 13, 2018 1 at Los Angeles Rams, Jan 06, 2018

## 2017 GAME-BY-GAME REGULAR SEASON STATISTICS (FALCONS)

		TACKLES								INTERCEPTIONS					FUMBLES			ST				MISC				
DATE	OPPONENT	TK	S	A	SK	YDS	TFL	YDS	QBH	NO	YDS	LG	TD	PD	FF	FR	YDS	TK	S	A	FF	FR	S	A	W/L	SCORE
09/10	at Bears	P	0	0	0	0.0	0.0	0	0	0	0	0	0	0	0	0	0	0	0	0	0	0	0	0	W	23-17
09/17	PACKERS	P	0	0	0	0.0	0.0	0	0	0	0	0	0	0	0	0	0	0	0	0	0	0	0	0	W	34-23
09/24	at Lions	P	0	0	0	0.0	0.0	0	0	0	0	0	0	0	0	0	0	0	0	0	0	0	0	0	W	30-26
10/01	BILLS	P	0	0	0	0.0	0.0	0	0	0	0	0	0	0	0	0	0	1	0	1	0	0	0	0	L	17-23
10/15	DOLPHINS	P	0	0	0	0.0	0.0	0	0	0	0	0	0	0	0	0	0	1	1	0	0	0	0	0	L	17-20
10/22	at Patriots	P	9	7	2	0.0	0.0	0	0	0	0	0	0	0	0	0	0	0	0	0	0	0	0	0	L	7-23
10/29	at Jets	P	1	0	1	0.0	0.0	0	0	0	0	0	0	0	0	0	0	1	0	1	0	1	0	0	W	25-20
11/05	at Panthers	P	1	0	1	0.0	0.0	0	0	0	0	0	0	0	0	0	0	1	0	1	0	0	0	0	L	17-20
11/12	COWBOYS	P	1	0	1	0.0	0.0	0	0	0	0	0	0	0	0	0	0	1	0	1	0	0	0	0	W	27-7
11/20	at Seahawks	P	2	1	1	1.0	12.0	1	12	1	0	0	0	0	0	0	0	2	1	1	0	0	0	0	W	34-31
11/26	BUCCANEERS	P	1	1	0	0.0	0.0	0	0	0	0	0	0	0	0	0	0	0	0	0	0	0	0	0	W	34-20
12/03	VIKINGS	P	0	0	0	0.0	0.0	0	0	0	0	0	0	0	0	0	0	0	0	0	0	0	0	0	L	9-14
12/07	SAINTS	P	2	1	1	0.0	0.0	0	0	0	0	0	0	0	0	0	0	0	0	0	0	0	0	0	W	20-17
12/18	at Buccaneers	S	2	2	0	0.0	0.0	0	0	0	0	0	0	1	0	0	0	0	0	0	0	0	0	0	W	24-21
12/24	at Saints	P	1	0	1	0.0	0.0	0	0	0	0	0	0	0	0	0	0	0	0	0	0	0	0	0	L	13-23
12/31	PANTHERS	P	2	1	1	0.0	0.0	0	0	0	0	0	0	0	0	0	0	0	0	0	0	0	0	0	W	22-10
2017 TOTALS		16-1	22	13	9	1.0	12.0	1	12	1	0	0	0	0	1	0	0	0	7	2	5	0	1	0	0	10-6

## 2016 GAME-BY-GAME REGULAR SEASON STATISTICS (FALCONS)

			TACKLES							INTERCEPTIONS					FUMBLES			ST				MISC					
DATE	OPPONENT		TK	S	A	SK	YDS	TFL	YDS	QBH	NO	YDS	LG	TD	PD	FF	FR	YDS	TK	S	A	FF	FR	S	A	W/L	SCORE
09/11	BUCCANEERS	S	7	3	4	0.0	0.0	0	0	0	0	0	0	0	0	0	0	0	0	0	0	0	0	0	0	L	24-31
09/18	at Raiders	S	15	13	2	0.0	0.0	0	0	0	0	0	0	0	1	0	0	0	0	0	0	0	0	0	0	W	35-28
09/26	at Saints	P	5	2	3	0.0	0.0	0	0	0	0	0	0	0	0	0	0	0	0	0	0	0	0	0	0	W	45-32
10/02	PANTHERS	P	3	3	0	0.0	0.0	0	0	0	0	0	0	0	0	0	0	0	0	0	0	0	0	0	0	W	48-33
10/09	at Broncos	S	10	4	6	0.0	0.0	0	0	0	0	0	0	0	1	0	0	0	0	0	0	0	0	0	0	W	23-16
10/16	at Seahawks	S	8	4	4	0.0	0.0	0	0	0	0	0	0	0	0	0	0	0	0	0	0	0	0	0	0	L	24-26
10/23	CHARGERS	P	0	0	0	0.0	0.0	0	0	0	0	0	0	0	0	0	0	0	0	0	0	0	0	0	0	L	30-33+
10/30	PACKERS	P	0	0	0	0.0	0.0	0	0	0	0	0	0	0	0	0	0	0	2	2	0	0	0	0	0	W	33-32
11/03	at Buccaneers	P	0	0	0	0.0	0.0	0	0	0	0	0	0	0	0	0	0	0	0	0	0	0	0	0	0	W	43-28
11/13	at Eagles	P	0	0	0	0.0	0.0	0	0	0	0	0	0	0	0	0	0	0	0	0	0	0	0	0	0	L	15-24
11/27	CARDINALS	P	0	0	0	0.0	0.0	0	0	0	0	0	0	0	0	0	0	0	0	0	0	0	0	0	0	W	38-19
12/04	CHIEFS	P	1	0	1	0.0	0.0	0	0	0	0	0	0	0	0	0	0	0	1	1	0	0	0	0	0	L	28-29
12/11	at Rams	P	0	0	0	0.0	0.0	0	0	0	0	0	0	0	0	0	0	0	0	0	0	0	0	0	0	W	42-14
2016 TOTALS			13-4	49	29	20	0.0	0.0	0	0	0	0	0	0	2	0	0	0	3	3	0	0	0	0	0	0	8-5

+ - Overtime

## 2015 GAME-BY-GAME REGULAR SEASON STATISTICS (FALCONS)

		TACKLES									INTERCEPTIONS					FUMBLES			ST				MISC			
DATE	OPPONENT	TK	S	A	SK	YDS	TFL	YDS	QBH	NO	YDS	LG	TD	PD	FF	FR	YDS	TK	S	A	FF	FR	S	A	W/L	SCORE
09/14	EAGLES	P	1	1	0	0.0	0.0	0	0	0	0	0	0	0	0	0	0	1	1	0	0	0	0	0	W	26-24
09/20	at Giants	P	0	0	0	0.0	0.0	0	0	0	0	0	0	0	0	0	0	0	0	0	0	0	0	0	W	24-20
09/27	at Cowboys	P	0	0	0	0.0	0.0	0	0	0	0	0	0	0	0	0	0	1	0	1	0	0	0	0	W	39-28
10/04	TEXANS	P	4	2	2	0.0	0.0	0	0	0	0	0	0	1	0	0	0	0	0	0	0	0	0	0	W	48-21
10/11	REDSKINS	P	2	2	0	0.0	0.0	0	0	0	0	0	0	0	0	0	0	1	1	0	0	0	0	0	W	25-19+
10/15	at Saints	P	3	2	1	0.0	0.0	0	0	0	0	0	0	0	0	0	0	0	0	0	0	0	0	0	L	21-31
10/25	at Titans	P	6	6	0	0.0	0.0	1	1	0	0	0	0	0	0	0	0	0	0	0	0	0	0	0	W	10-7
11/01	BUCCANEERS	S	3	2	1	0.0	0.0	0	0	0	0	0	0	0	0	0	0	0	0	0	0	0	0	0	L	20-23+
11/08	at 49ers	S	6	3	3	0.0	0.0	0	0	0	0	0	0	0	0	0	0	0	0	0	0	0	0	0	L	16-17
11/22	COLTS	P	0	0	0	0.0	0.0	0	0	0	0	0	0	0	0	0	0	0	0	0	0	0	0	0	L	21-24
11/29	VIKINGS	P	0	0	0	0.0	0.0	0	0	0	0	0	0	0	0	0	0	0	0	0	0	0	0	0	L	10-20
12/06	at Buccaneers	P	2	0	2	0.0	0.0	0	0	0	0	0	0	0	0	0	0	1	1	0	0	0	0	0	L	19-23
12/13	at Panthers	P	7	5	2	0.0	0.0	0	0	0	0	0	0	0	0	0	0	0	0	0	0	0	0	0	L	0-38
12/20	at Jaguars	S	0	0	0	0.0	0.0	0	0	1	84	84	0	1	0	0	0	0	0	0	0	0	0	0	W	23-17
12/27	PANTHERS	S	2	1	1	0.0	0.0	0	0	0	0	0	0	0	0	0	0	0	0	0	0	0	0	0	W	20-13
01/03	SAINTS	S	6	5	1	0.0	0.0	0	0	0	0	0	0	1	0	0	0	0	0	0	0	0	0	0	L	17-20
2015 TOTALS		16-5	42	29	13	0.0	0.0	1	1	0	1	84	84	0	3	0	0	0	4	3	1	0	0	0	0	8-8

+ - Overtime

## 2017 GAME-BY-GAME POSTSEASON STATISTICS (FALCONS)


			TACKLES							INTERCEPTIONS					FUMBLES			ST					MISC					
DATE	OPPONENT		TK	S	A	SK	YDS	TFL	YDS	QBH	NO	YDS	LG	TD	PD	FF	FR	YDS	TK	S	A	FF	FR	S	A	W/L	SCORE	
01/06	at Rams	P	0	0	0	0.0	0.0	0	0	0	0	0	0	0	0	0	0	0	3	3	0	0	1	0	0	W	26-13	
01/13	at Eagles	P	2	2	0	0.0	0.0	1	2	0	0	0	0	0	0	0	0	0	2	1	1	0	0	0	0	L	10-15	
2017 TOTALS			2-0	2	2	0	0.0	0.0	1	2	0	0	0	0	0	0	0	0	0	5	4	1	0	1	0	0	1-1	

97

GRADY JARRETT

DEFENSIVE TACKLE

(4TH YEAR WITH FALCONS)



HOMETOWN: *CONYERS, GA*

COLLEGE: *CLEMSON*

BIRTHDATE: **04 / 28 / 93**

HEIGHT: **6'0"**

WEIGHT: **305**

NFL EXP: **4 YRS**

ACQUIRED: **05 '15**

2017 (FALCONS)

- » Started all 16 games, tallying 56 tackles (35 solo), 15 tackles for loss, four sacks, and 13 quarterback hits.
- » Logged two tackles and two quarterback hits in two postseason games.
- » Finished the regular season tied with Rams DT Aaron Donald for the league lead in tackles for loss by a defensive tackle.

CAREER

- » Has seen action in 47 games with 32 starts while totaling 128 tackles (69 solo) with eight sacks, 21 tackles for loss, one fumble recovery, and 25 quarterback hits.
- » Played in 16 games with 14 starts and totaled 47 tackles (20 solo) while adding three sacks, four tackles for loss, and one fumble recovery in 2016.
- » Tied an NFL record with three sacks in Super Bowl LI against New England. Since sacks became an official statistic in 1982, three other players have posted three in the Super Bowl - Darnell Dockett, Kony Ealy, and Reggie White.
- » Played in 15 games, making two starts, and totaled 24 tackles (13 solo) with one sack, four tackles for loss and two quarterback hits as a rookie in 2015. Had his best game as a rookie at Tampa Bay (12/6), logging four tackles, one tackle for loss, and his first career sack. Made his first career start at Carolina (12/13). Posted a career-best six tackles.

COLLEGE

- » Finished his career starting 37 of the 48 games he played in and tallied 207 total tackles, 29.5 tackles for loss, 5.5 sacks, two forced fumbles and four fumble recoveries.
- » In 2014, he was named a permanent co-captain and was named a third-team All-American by Athlon. He was also selected first-team All-ACC. He started all 13 games during his senior year in 2014 and recorded 73 total tackles, 10 tackles for loss, 1.5 sacks, two forced fumbles and one fumble recovery.
- » In 2013 he posted 83 tackles, 11 tackles for loss, two sacks and two fumble recoveries. He earned All-ACC honors from the media and coaches as well.
- » In 2012, he was selected as an honorable mention sophomore All-American, an honorable mention All-ACC pick and was named the co-defensive player of the year by Clemson's coaching staff.

PERSONAL

- » He attended Rockdale County High School in Conyers, GA and recorded 101 tackles, 31.5 tackles for loss and nine sacks as a senior.
- » He graduated from Clemson with a degree in Management in December 2014.

TRANSACTIONS

- » Selected by the Falcons in the fifth round (137th overall) of the 2015 NFL Draft.

GRADY JARRETT - NFL REGULAR SEASON STATISTICS																														
		TACKLES										INTERCEPTIONS					FUMBLES					ST				MISC				
DATE	TEAM	GP	GS	TK	S	A	TFL	YDS	SK	YDS	QBH	NO	YDS	LG	TD	PD	FF	FR	YDS	TK	S	A	FF	FR	S	A	FF	FR	S	A
2017	Falcons	16	16	55	34	21	15	64	4.0	33.0	13	0	0	0	0	0	0	0	0	0	0	0	0	0	0	0	0	0	0	0
2016	Falcons	16	14	48	21	27	4	21	3.0	18.0	9	0	0	0	0	0	0	0	1	0	0	0	0	0	0	0	0	0	0	0
2015	Falcons	15	2	24	13	11	4	14	1.0	5.0	2	0	0	0	0	0	0	0	0	0	0	0	0	0	0	0	0	0	0	0
NFL TOTALS		47	32	127	68	59	23	99	8.0	56.0	24	0	0	0	0	0	0	0	1	0	0	0	0	0	0	0	0	0	0	0

GRADY JARRETT - NFL POSTSEASON STATISTICS																													
		TACKLES										INTERCEPTIONS					FUMBLES					ST				MISC			
DATE	TEAM	GP	GS	TK	S	A	TFL	YDS	SK	YDS	QBH	NO	YDS	LG	TD	PD	FF	FR	YDS	TK	S	A	FF	FR	S	A			
2017	Falcons	2	2	2	2	0	0	0	0.0	0.0	2	0	0	0	0	0	0	0	0	0	0	0	0	0	0	0			
2016	Falcons	3	3	10	7	3	3	11	3.0	11.0	5	0	0	0	0	0	0	0	0	0	0	0	0	0	0	0			
NFL TOTALS		5	5	12	9	3	3	11	3.0	11.0	7	0	0	0	0	0	0	0	0	0	0	0	0	0	0	0			

## SINGLE-GAME HIGHS: DEFENSIVE

**Total Tackles** 7 at New York Jets, Oct 29, 2017  
7 vs. Buffalo Bills, Oct 01, 2017  
...1 more at 7.

**Sacks** 1.0 vs. Carolina Panthers, Dec 31, 2017  
1.0 vs. Minnesota Vikings, Dec 03, 2017  
...5 more at 1.0.

**Fumble Recoveries** 1 vs. Kansas City Chiefs, Dec 04, 2016  
**Tackles For Loss** 3 vs. Carolina Panthers, Dec 31, 2017  
3 at New York Jets, Oct 29, 2017  
2 at Seattle Seahawks, Nov 20, 2017  
...3 more at 2.

## SINGLE-GAME HIGHS - POSTSEASON: DEFENSIVE

**Total Tackles** 5 vs. New England Patriots, Feb 05, 2017  
4 vs. Seattle Seahawks, Jan 14, 2017  
2 at Philadelphia Eagles, Jan 13, 2018

**Sacks** 3.0 vs. New England Patriots, Feb 05, 2017

**Tackles For Loss** 3 vs. New England Patriots, Feb 05, 2017

## 2017 GAME-BY-GAME REGULAR SEASON STATISTICS (FALCONS)

			TACKLES								INTERCEPTIONS				FUMBLES			ST				MISC					
DATE	OPPONENT		TK	S	A	SK	YDS	TFL	YDS	QBH	NO	YDS	LG	TD	PD	FF	FR	YDS	TK	S	A	FF	FR	S	A	W/L	SCORE
09/10	at Bears	S	0	0	0	0.0	0.0	0	0	0	0	0	0	0	0	0	0	0	0	0	0	0	0	0	0	W	23-17
09/17	PACKERS	S	0	0	0	0.0	0.0	0	0	0	0	0	0	0	0	0	0	0	0	0	0	0	0	0	0	W	34-23
09/24	at Lions	S	4	4	0	0.0	0.0	2	2	2	0	0	0	0	0	0	0	0	0	0	0	0	0	0	0	W	30-26
10/01	BILLS	S	7	4	3	0.0	0.0	2	6	0	0	0	0	0	0	0	0	0	0	0	0	0	0	0	0	L	17-23
10/15	DOLPHINS	S	4	1	3	0.0	0.0	0	0	0	0	0	0	0	0	0	0	0	0	0	0	0	0	0	0	L	17-20
10/22	at Patriots	S	5	4	1	0.0	0.0	0	0	0	0	0	0	0	0	0	0	0	0	0	0	0	0	0	0	L	7-23
10/29	at Jets	S	7	4	3	0.5	3.5	3	11	1	0	0	0	0	0	0	0	0	0	0	0	0	0	0	0	W	25-20
11/05	at Panthers	S	6	4	2	0.0	0.0	1	4	1	0	0	0	0	0	0	0	0	0	0	0	0	0	0	0	L	17-20
11/12	COWBOYS	S	1	0	1	0.0	0.0	0	0	0	0	0	0	0	0	0	0	0	0	0	0	0	0	0	0	W	27-7
11/20	at Seahawks	S	3	2	1	1.0	8.0	2	12	3	0	0	0	0	0	0	0	0	0	0	0	0	0	0	0	W	34-31
11/26	BUCCANEERS	S	2	1	1	0.0	0.0	0	0	1	0	0	0	0	0	0	0	0	0	0	0	0	0	0	0	W	34-20
12/03	VIKINGS	S	5	3	2	1.0	9.0	1	9	1	0	0	0	0	0	0	0	0	0	0	0	0	0	0	0	L	9-14
12/07	SAINTS	S	2	1	1	0.0	0.0	0	0	0	0	0	0	0	0	0	0	0	0	0	0	0	0	0	0	W	20-17
12/18	at Buccaneers	S	1	0	1	0.5	1.5	0	0	2	0	0	0	0	0	0	0	0	0	0	0	0	0	0	0	W	24-21
12/24	at Saints	S	5	3	2	0.0	0.0	1	3	0	0	0	0	0	0	0	0	0	0	0	0	0	0	0	0	L	13-23
12/31	PANTHERS	S	3	3	0	1.0	11.0	3	17	2	0	0	0	0	0	0	0	0	0	0	0	0	0	0	0	W	22-10
2017 TOTALS		16-16	55	34	21	4.0	33.0	15	64	13	0	0	0	0	0	0	0	0	0	0	0	0	0	0	0	10-6	

## 2016 GAME-BY-GAME REGULAR SEASON STATISTICS (FALCONS)

TACKLES											INTERCEPTIONS				FUMBLES			ST				MISC						
DATE	OPPONENT		TK	S	A	SK	YDS	TFL	YDS	QBH	NO	YDS	LG	TD	PD	FF	FR	YDS	TK	S	A	FF	FR	S	A	W/L	SCORE	
09/11	BUCCANEERS	S	3	1	2	0.0	0.0	0	0	0	0	0	0	0	0	0	0	0	0	0	0	0	0	0	0	0	L	24-31
09/18	at Raiders	S	3	3	0	0.0	0.0	0	0	0	0	0	0	0	0	0	0	0	0	0	0	0	0	0	0	0	W	35-28
09/26	at Saints	S	2	2	0	0.0	0.0	0	0	0	0	0	0	0	0	0	0	0	0	0	0	0	0	0	0	0	W	45-32
10/02	PANTHERS	P	1	0	1	0.0	0.0	0	0	0	0	0	0	0	0	0	0	0	0	0	0	0	0	0	0	0	W	48-33
10/09	at Broncos	S	3	1	2	1.0	5.0	1	5	1	0	0	0	0	0	0	0	0	0	0	0	0	0	0	0	0	W	23-16
10/16	at Seahawks	P	7	0	7	0.0	0.0	0	0	1	0	0	0	0	0	0	0	0	0	0	0	0	0	0	0	0	L	24-26
10/23	CHARGERS	S	1	0	1	0.0	0.0	0	0	0	0	0	0	0	0	0	0	0	0	0	0	0	0	0	0	0	L	30-33
10/30	PACKERS	S	2	0	2	0.0	0.0	0	0	1	0	0	0	0	0	0	0	0	0	0	0	0	0	0	0	0	W	33-32
11/03	at Buccaneers	S	2	2	0	1.0	5.0	2	8	2	0	0	0	0	0	0	0	0	0	0	0	0	0	0	0	0	W	43-28
11/13	at Eagles	S	6	5	1	0.0	0.0	0	0	0	0	0	0	0	0	0	0	0	0	0	0	0	0	0	0	0	L	15-24
11/27	CARDINALS	S	3	2	1	0.0	0.0	0	0	1	0	0	0	0	0	0	0	0	0	0	0	0	0	0	0	0	W	38-19
12/04	CHIEFS	S	2	1	1	0.0	0.0	0	0	0	0	0	0	0	0	0	1	0	0	0	0	0	0	0	0	0	L	28-29
12/11	at Rams	S	3	2	1	0.0	0.0	0	0	1	0	0	0	0	0	0	0	0	0	0	0	0	0	0	0	0	W	42-14
12/18	49ERS	S	3	0	3	0.0	0.0	0	0	0	0	0	0	0	0	0	0	0	0	0	0	0	0	0	0	0	W	41-13
12/24	at Panthers	S	4	1	3	0.0	0.0	0	0	1	0	0	0	0	0	0	0	0	0	0	0	0	0	0	0	0	W	33-16
01/01	SAINTS	S	3	1	2	1.0	8.0	1	8	1	0	0	0	0	0	0	0	0	0	0	0	0	0	0	0	0	W	38-32
2016 TOTALS		16-14	48	21	27	3.0	18.0	4	21	9	0	0	0	0	0	0	1	0	0	0	0	0	0	0	0	0	11-5	

+ - Overtime



## 2015 GAME-BY-GAME REGULAR SEASON STATISTICS (FALCONS)

TACKLES										INTERCEPTIONS					FUMBLES			ST				MISC					
DATE	OPPONENT		TK	S	A	SK	YDS	TFL	YDS	QBH	NO	YDS	LG	TD	PD	FF	FR	YDS	TK	S	A	FF	FR	S	A	W/L	SCORE
09/14	EAGLES	P	1	0	1	0.0	0.0	0	0	0	1	0	0	0	0	0	0	0	0	0	0	0	0	0	0	W	26-24
09/20	at Giants	P	0	0	0	0.0	0.0	0	0	0	0	0	0	0	0	0	0	0	0	0	0	0	0	0	0	W	24-20
09/27	at Cowboys	P	0	0	0	0.0	0.0	0	0	0	0	0	0	0	0	0	0	0	0	0	0	0	0	0	0	W	39-28
10/04	TEXANS	P	1	1	0	0.0	0.0	0	0	0	0	0	0	0	0	0	0	0	0	0	0	0	0	0	0	W	48-21
10/11	REDSKINS	P	1	1	0	0.0	0.0	1	2	0	0	0	0	0	0	0	0	0	0	0	0	0	0	0	0	W	25-19+
10/15	at Saints	P	1	0	1	0.0	0.0	0	0	0	0	0	0	0	0	0	0	0	0	0	0	0	0	0	0	L	21-31
10/25	at Titans	P	1	1	0	0.0	0.0	0	0	0	0	0	0	0	0	0	0	0	0	0	0	0	0	0	0	W	10-7
11/01	BUCCANEERS	P	3	3	0	0.0	0.0	1	2	0	0	0	0	0	0	0	0	0	0	0	0	0	0	0	0	L	20-23+
11/08	at 49ers	P	2	1	1	0.0	0.0	0	0	0	0	0	0	0	0	0	0	0	0	0	0	0	0	0	0	L	16-17
11/22	COLTS	P	1	0	1	0.0	0.0	0	0	0	0	0	0	0	0	0	0	0	0	0	0	0	0	0	0	L	21-24
11/29	VIKINGS	P	1	0	1	0.0	0.0	0	0	0	0	0	0	0	0	0	0	0	0	0	0	0	0	0	0	L	10-20
12/06	at Buccaneers	P	4	4	0	1.0	5.0	1	5	1	0	0	0	0	0	0	0	0	0	0	0	0	0	0	0	L	19-23
12/13	at Panthers	S	6	0	6	0.0	0.0	0	0	0	0	0	0	0	0	0	0	0	0	0	0	0	0	0	0	L	0-38
12/20	at Jaguars	P	2	2	0	0.0	0.0	1	5	0	0	0	0	0	0	0	0	0	0	0	0	0	0	0	0	W	23-17
12/27	PANTHERS										INACTIVE															W	20-13
01/03	SAINTS	S	0	0	0	0.0	0.0	0	0	0	0	0	0	0	0	0	0	0	0	0	0	0	0	0	0	L	17-20
2015 TOTALS		15-2	24	13	11	1.0	5.0	4	14	2	0	0	0	0	0	0	0	0	0	0	0	0	0	0	0	0	8-8

+ - Overtime

## 2017 GAME-BY-GAME POSTSEASON STATISTICS (FALCONS)

			TACKLES							INTERCEPTIONS					FUMBLES			ST				MISC					
DATE	OPPONENT		TK	S	A	SK	YDS	TFL	YDS	QBH	NO	YDS	LG	TD	PD	FF	FR	YDS	TK	S	A	FF	FR	S	A	W/L	SCORE
01/06	at Rams	S	0	0	0	0.0	0.0	0	0	1	0	0	0	0	0	0	0	0	0	0	0	0	0	0	0	W	26-13
01/13	at Eagles	S	2	2	0	0.0	0.0	0	0	1	0	0	0	0	0	0	0	0	0	0	0	0	0	0	0	L	10-15
2017 TOTALS	2-2		2	2	0	0.0	0.0	0	0	2	0	0	0	0	0	0	0	0	0	0	0	0	0	0	0	1-1	

## 2016 GAME-BY-GAME POSTSEASON STATISTICS (FALCONS)

		TACKLES								INTERCEPTIONS					FUMBLES			ST				MISC					
DATE	OPPONENT	TK	S	A	SK	YDS	TFL	YDS	QBH	NO	YDS	LG	TD	PD	FF	FR	YDS	TK	S	A	FF	FR	S	A	W/L	SCORE	
01/14	SEAHAWKS	S	4	3	1	0.0	0.0	0	0	0	0	0	0	0	0	0	0	0	0	0	0	0	0	0	W	36-20	
01/22	PACKERS	S	1	0	1	0.0	0.0	0	0	1	0	0	0	0	0	0	0	0	0	0	0	0	0	0	W	44-21	
02/05	PATRIOTS	S	5	4	1	3.0	11.0	3	11	4	0	0	0	0	0	0	0	0	0	0	0	0	0	0	L	28-34+	
2016 TOTALS		3-3	10	7	3	3.0	11.0	3	11	5	0	0	0	0	0	0	0	0	0	0	0	0	0	0	0	2-1	


+ - Overtime

45

DEION JONES

LINEBACKER

(3RD YEAR WITH FALCONS)



HOMETOWN: *NEW ORLEANS, LA*

COLLEGE: *LOUISIANA STATE*

BIRTHDATE: <b>11/04/94</b>	HEIGHT: <b>6'1"</b>	WEIGHT: <b>227</b>	NFL EXP: <b>3 YRS</b>	ACQUIRED: <b>02 '16</b>
-------------------------------	------------------------	-----------------------	--------------------------	----------------------------

## 2017 (FALCONS)

- » In 16 games, tallied a career-best 138 tackles (91 solo), three interceptions, one sack, six tackles for loss, and nine passes defended. Named to his first Pro Bowl, replacing an injured Luke Kuechly.
- » Made a playoff-high 10 stops (seven solo) with one tackle for loss and one pass defense in Atlanta's Wild-Card win over the Los Angeles Rams.
- » Intercepted Drew Brees in the end zone to seal Atlanta's, 20-17, Week 14 win over New Orleans.

## CAREER

- » In two seasons, has played in 31 games with 29 starts while totaling 244 tackles (159 solo) with one sack, six interceptions, two forced fumbles, and two passes defended.
- » Played in 15 games with 13 starts. Tied for the team lead with 106 total tackles (75 solo). Has also added three interceptions, two touchdowns, two quarterback hits, four tackles for loss, two forced fumbles and 11 passes defended.
- » Started at linebacker in his NFL debut against Tampa Bay (9/11/16).
- » Posted six tackles (five solo) with one quarterback hit. Totaled nine tackles, one interception and two passes defended at New Orleans (9/26/16). Lifted the Falcons to victory with a 90-yard pick six in the third quarter. His interception return is tied for the third longest in franchise history with Ken Reaves and trails only Tom Pridemore (101), Chevis Jackson (95).
- » Earned NFC Defensive Rookie of the Month in September. Recorded 25 total tackles, which led all rookies in that category during the month.
- » Grabbed his third interception of the season and second touchdown in Atlanta's 42-14 win over Los Angeles (12/11/16). The rookie from LSU intercepted Jared Goff and returned the pick 33 yards for a score. With the INT, Jones became just the fourth Falcon - first Falcons rookie - to return two interceptions for touchdowns in a single season.
- » Sealed Atlanta's Divisional Round playoff win when he intercepted a Russell Wilson pass with just over two minutes remaining in the game. Added five tackles and one tackle for loss.

## COLLEGE

- » Played in 51 games with 12 starts, with 11 of those starts coming last season during his senior year for the Tigers. Jones made the most of his senior season by leading LSU in tackles with 100. He recorded a total of 165 tackles, 21.0 tackles for loss, and 5.0 sacks during his career in Baton Rouge. Earned recognition as a permanent team captain for the 2015 season in a post-season vote by the team.
- » Was also named LSU's defensive MVP for 2015, along with defensive back Jamal Adams. Played in all 12 games with 11 starts as a senior in 2015. Named one of five finalists for the Butkus Award, which is given annually to the top linebacker in college football. Led Tigers with 100 tackles and 13.5 tackles for loss. Also added 5.0 sacks, six QB hurries and a pair of interceptions. Posted double-digit tackles in six of LSU's 12 games, including a career-best 14 stops against Ole Miss.
- » Saw action in all 13 games and started at Will linebacker in place of Kwon Alexander versus Louisiana Monroe during his junior season in 2014. Tallied 27 total tackles and 3.5 tackles for a loss. His eight special teams tackles ranked third on the team.
- » Played in all 13 games as a sophomore in 2013. Continued to make his mark as a hard-hitting player on kickoff coverage. Tallied 15 total tackles.
- » Saw action in 13 games as a true freshman. Made an impact on kickoff coverage and finished the year with 23 tackles, most of which came on special teams. Also added three tackles for loss and recovered a fumble.

## PERSONAL

- » Led Jesuit High School to one of the best seasons in school history as a senior, finishing 12-1 and reaching the quarterfinals of the 5A playoffs. Named LSWA Class 5A Outstanding Defensive Player and first-team All-State in 2011 after posting 179 tackles, eight sacks, five forced fumbles, three interceptions and three fumble recoveries. Named the New Orleans 5A Catholic League Defensive Player of the Year in 2011. Also named to the New Orleans Times-Picayune 2012 Blue Chip list and was listed on the 2011 Jackson Clarion Herald Elite Football Team in addition to earning the New Orleans Times-Picayune Metro Defensive Player of the Year award.
- » Parents are Cal and Tahonas Jones. Nicknamed "Debo". Has a sister, Cassidy.
- » Majored in sports administration.

## TRANSACTIONS

- » Selected by the Falcons in the second round (52nd overall) of the 2016 NFL Draft.

## DEION JONES - NFL REGULAR SEASON STATISTICS

		TACKLES										INTERCEPTIONS						FUMBLES						ST				MISC			
DATE	TEAM	GP	GS	TK	S	A	TFL	YDS	SK	YDS	QBH	NO	3	42	LG	TD	PD	FF	FR	YDS	TK	S	A	FF	FR	S	A				
2017	Falcons	16	16	138	91	47	10	19	1.0	0.0	0	3	42	41	0	10	0	0	0	0	0	0	0	0	0	0	0	0			
2016	Falcons	15	13	106	75	31	4	3	0.0	0.0	2	3	165	90t	2	11	1	0	0	0	2	0	2	0	2	0	0	0			
NFL TOTALS		31	29	244	166	78	14	22	1.0	0.0	2	6	207	90t	2	21	1	0	0	0	2	0	2	0	0	0	0	0			

## DEION JONES - NFL POSTSEASON STATISTICS

		TACKLES										INTERCEPTIONS								FUMBLES				ST				MISC			
DATE	TEAM	GP	GS	TK	S	A	TFL	YDS	SK	YDS	QBH	NO	YDS	LG	TD	PD	FF	FR	YDS	TK	S	A	FF	FR	S	A					
2017	Falcons	2	2	13	9	4	1	5	0.0	0.0	0	0	0	0	0	1	0	0	0	0	0	0	0	0	0	0					
2016	Falcons	3	3	20	15	5	2	3	0.0	0.0	1	1	28	28	0	3	1	0	0	0	0	0	0	0	0	0					
NFL TOTALS		5	5	33	24	9	3	8	0.0	0.0	1	1	28	28	0	4	1	0	0	0	0	0	0	0	0	0					

### SINGLE-GAME HIGHS: DEFENSIVE

<b>Total Tackles</b>	13 vs. New Orleans Saints, Dec 07, 2017 13 at Carolina Panthers, Dec 24, 2016 11 at Carolina Panthers, Nov 05, 2017 ...4 more at 11.	<b>Tackles For Loss</b>	3 vs. New Orleans Saints, Dec 07, 2017 2 at New Orleans Saints, Dec 24, 2017 2 vs. Dallas Cowboys, Nov 12, 2017 ...1 more at 2.
<b>Sacks</b>	1.0 vs. Buffalo Bills, Oct 01, 2017	<b>Interceptions</b>	1 at New Orleans Saints, Dec 24, 2017 1 vs. New Orleans Saints, Dec 07, 2017 ...4 more at 1.
<b>Passes Defensed</b>	3 vs. New Orleans Saints, Jan 01, 2017 2 vs. New Orleans Saints, Dec 07, 2017 2 at Los Angeles Rams, Dec 11, 2016 ...1 more at 2.	<b>Interception Return Yards</b>	90 at New Orleans Saints, Sep 26, 2016 42 vs. Los Angeles Chargers, Oct 23, 2016 41 at New Orleans Saints, Dec 24, 2017 2 at Seattle Seahawks, Oct 16, 2016
<b>Forced Fumbles</b>	1 vs. San Francisco 49ers, Dec 18, 2016	<b>Special Teams Tackles</b>	

### SINGLE-GAME HIGHS - POSTSEASON: DEFENSIVE

<b>Total Tackles</b>	10 at Los Angeles Rams, Jan 06, 2018 9 vs. New England Patriots, Feb 05, 2017 6 vs. Green Bay Packers, Jan 22, 2017	<b>Tackles For Loss</b>	1 at Los Angeles Rams, Jan 06, 2018 1 vs. New England Patriots, Feb 05, 2017 ...1 more at 1.
<b>Passes Defensed</b>	1 at Los Angeles Rams, Jan 06, 2018 1 vs. New England Patriots, Feb 05, 2017 ...2 more at 1.	<b>Interceptions</b>	1 vs. Seattle Seahawks, Jan 14, 2017
<b>Forced Fumbles</b>	1 vs. New England Patriots, Feb 05, 2017	<b>Interception Return Yards</b>	28 vs. Seattle Seahawks, Jan 14, 2017

## 2017 GAME-BY-GAME REGULAR SEASON STATISTICS (FALCONS)

TACKLES										INTERCEPTIONS					FUMBLES				ST				MISC				
DATE	OPPONENT		TK	S	A	SK	YDS	TFL	YDS	QBH	NO	YDS	LG	TD	PD	FF	FR	YDS	TK	S	A	FF	FR	S	A	W/L	SCORE
09/10	at Bears	S	7	6	1	0.0	0.0	1	3	0	0	0	0	0	0	0	0	0	0	0	0	0	0	0	0	W	23-17
09/17	PACKERS	S	5	4	1	0.0	0.0	0	0	0	0	0	0	0	1	0	0	0	0	0	0	0	0	0	0	W	34-23
09/24	at Lions	S	7	6	1	0.0	0.0	0	0	0	0	0	0	0	1	0	0	0	0	0	0	0	0	0	0	W	30-26
10/01	BILLS	S	8	6	2	1.0	0.0	0	0	0	0	0	0	0	0	0	0	0	0	0	0	0	0	0	0	L	17-23
10/15	DOLPHINS	S	11	6	5	0.0	0.0	0	0	0	1	1	1	0	1	0	0	0	0	0	0	0	0	0	0	L	17-20
10/22	at Patriots	S	11	6	5	0.0	0.0	0	0	0	0	0	0	0	0	0	0	0	0	0	0	0	0	0	0	L	7-23
10/29	at Jets	S	11	9	2	0.0	0.0	1	1	0	0	0	0	0	0	0	0	0	0	0	0	0	0	0	0	W	25-20
11/05	at Panthers	S	11	4	7	0.0	0.0	0	0	0	0	0	0	0	1	0	0	0	0	0	0	0	0	0	0	L	17-20
11/12	COWBOYS	S	4	4	0	0.0	0.0	2	4	0	0	0	0	0	1	0	0	0	0	0	0	0	0	0	0	W	27-7
11/20	at Seahawks	S	7	6	1	0.0	0.0	0	0	0	0	0	0	0	1	0	0	0	0	0	0	0	0	0	0	W	34-31
11/26	BUCCANEERS	S	6	1	5	0.0	0.0	0	0	0	0	0	0	0	0	0	0	0	0	0	0	0	0	0	0	W	34-20
12/03	VIKINGS	S	8	6	2	0.0	0.0	0	0	0	0	0	0	0	0	0	0	0	0	0	0	0	0	0	0	L	9-14
12/07	SAINTS	S	13	7	6	0.0	0.0	3	5	0	1	0	0	0	2	0	0	0	0	0	0	0	0	0	0	W	20-17
12/18	at Buccaneers	S	9	7	2	0.0	0.0	0	0	0	0	0	0	0	0	0	0	0	0	0	0	0	0	0	0	W	24-21
12/24	at Saints	S	10	8	2	0.0	0.0	2	3	0	1	41	41	0	1	0	0	0	0	0	0	0	0	0	0	L	13-23
12/31	PANTHERS	S	10	5	5	0.0	0.0	1	3	0	0	0	0	0	1	0	0	0	0	0	0	0	0	0	0	W	22-10
2017 TOTALS			16-16	138	91	47	1.0	0.0	10	19	0	3	42	41	0	10	0	0	0	0	0	0	0	0	0	0	10-6

## 2016 GAME-BY-GAME REGULAR SEASON STATISTICS (FALCONS)

		TACKLES									INTERCEPTIONS					FUMBLES			ST				MISC			
DATE	OPPONENT	TK	S	A	SK	YDS	TFL	YDS	QBH	NO	YDS	LG	TD	PD	FF	FR	YDS	TK	S	A	FF	FR	S	A	W/L	SCORE
09/11	BUCCANEERS	S	6	5	1	0.0	0.0	0	0	1	0	0	0	0	0	0	0	0	0	0	0	0	0	0	L	24-31
09/18	at Raiders	S	10	7	3	0.0	0.0	0	0	0	0	0	0	0	0	0	0	0	0	0	0	0	0	0	W	35-28
09/26	at Saints	S	9	8	1	0.0	0.0	0	0	0	1	90	90	1	2	0	0	0	0	0	0	0	0	0	W	45-32
10/02	PANTHERS	S	5	4	1	0.0	0.0	1	0	0	0	0	0	0	0	0	0	0	0	0	0	0	0	0	W	48-33
10/09	at Broncos									INACTIVE														0	W	23-16
10/16	at Seahawks	P	4	1	3	0.0	0.0	0	0	1	0	0	0	0	0	0	0	2	0	2	0	0	0	0	L	24-26
10/23	CHARGERS	S	7	5	2	0.0	0.0	0	0	0	1	42	42	0	1	0	0	0	0	0	0	0	0	0	L	30-33+
10/30	PACKERS	S	4	3	1	0.0	0.0	2	1	0	0	0	0	0	0	0	0	0	0	0	0	0	0	0	W	33-32
11/03	at Buccaneers	S	6	6	0	0.0	0.0	0	0	0	0	0	0	0	0	0	0	0	0	0	0	0	0	0	W	43-28
11/13	at Eagles	S	11	9	2	0.0	0.0	0	0	0	0	0	0	0	1	0	0	0	0	0	0	0	0	0	L	15-24
11/27	CARDINALS	P	5	3	2	0.0	0.0	0	0	0	0	0	0	0	0	0	0	0	0	0	0	0	0	0	W	38-19
12/04	CHIEFS	S	7	4	3	0.0	0.0	0	0	0	0	0	0	0	0	0	0	0	0	0	0	0	0	0	L	28-29
12/11	at Rams	S	5	4	1	0.0	0.0	1	2	0	1	33	33	1	2	0	0	0	0	0	0	0	0	0	W	42-14
12/18	49ERS	S	8	3	5	0.0	0.0	0	0	0	0	0	0	0	0	1	0	0	0	0	0	0	0	0	W	41-13
12/24	at Panthers	S	13	8	5	0.0	0.0	0	0	0	0	0	0	0	1	0	0	0	0	0	0	0	0	0	W	33-16
01/01	SAINTS	S	6	5	1	0.0	0.0	0	0	0	0	0	0	0	3	0	0	0	0	0	0	0	0	0	W	38-32
2016 TOTALS		15-13	106	75	31	0.0	0.0	4	3	2	3	165	90t	2	11	1	0	0	2	0	2	0	0	0	0	11-5

+ - Overtime

## 2017 GAME-BY-GAME POSTSEASON STATISTICS (FALCONS)

			TACKLES								INTERCEPTIONS					FUMBLES			ST					MISC				
DATE	OPPONENT		TK	S	A	SK	YDS	TFL	YDS	QBH	NO	YDS	LG	TD	PD	FF	FR	YDS	TK	S	A	FF	FR	S	A	W/L	SCORE	
01/06	at Rams	S	10	7	3	0.0	0.0	1	5	0	0	0	0	0	1	0	0	0	0	0	0	0	0	0	0	0	W	26-13
01/13	at Eagles	S	3	2	1	0.0	0.0	0	0	0	0	0	0	0	0	0	0	0	0	0	0	0	0	0	0	0	L	10-15
2017 TOTALS			2-2	13	9	4	0.0	0.0	1	5	0	0	0	0	1	0	0	0	0	0	0	0	0	0	0	0	0	1-1

## 2016 GAME-BY-GAME POSTSEASON STATISTICS (FALCONS)

		TACKLES								INTERCEPTIONS					FUMBLES			ST				MISC					
DATE	OPPONENT	TK	S	A	SK	YDS	TFL	YDS	QBH	NO	YDS	LG	TD	PD	FF	FR	YDS	TK	S	A	FF	FR	S	A	W/L	SCORE	
01/14	SEAHAWKS	S	5	3	2	0.0	0.0	1	0	0	1	28	28	0	1	0	0	0	0	0	0	0	0	0	0	W	36-20
01/22	PACKERS	S	6	5	1	0.0	0.0	0	0	1	0	0	0	0	1	0	0	0	0	0	0	0	0	0	0	W	44-21
02/05	PATRIOTS	S	9	7	2	0.0	0.0	1	3	0	0	0	0	0	1	1	0	0	0	0	0	0	0	0	0	L	28-34+
2016 TOTALS		3-3	20	15	5	0.0	0.0	2	3	1	1	28	28	0	3	1	0	0	0	0	0	0	0	0	0	2-1	


+ - Overtime

11

**JULIO JONES**

**WIDE RECEIVER**

(8TH YEAR WITH FALCONS)



HOMETOWN: **FOLEY, AL**

COLLEGE: **ALABAMA**

BIRTHDATE:  
**02 / 03 / 89**

HEIGHT:  
**6'3"**

WEIGHT:  
**220**

NFL EXP:  
**8 YRS**

ACQUIRED:  
**01 '11**

## 2017 (FALCONS)

- » Named to the Pro Bowl for the fourth-consecutive season and the fifth time in his career.
- » Named to the Pro Football Writers of America All-NFC team.
- » In 16 games, compiled 1,444 yards on 88 receptions with three touchdowns, eclipsing the 1,000-yard mark for the fourth straight season.
- » Caught 18 passes for 195 yards with one touchdown during the postseason.
- » Jones and Marvin Harrison are the only players in NFL history to record four straight seasons with 80 catches and 1,400 yards.
- » Tied Roddy White's franchise record with his 39th career 100-yard game at New Orleans in Week 16.
- » Reached 500 career receptions in his 80th game to tie WR Anquan Boldin as the fastest player in NFL history to accomplish that feat. Pulled in four catches for 66 yards in Atlanta's season-opening win at Chicago.
- » Became the fastest player to reach 8,000 receiving yards since the 1970 NFL-AFL merger, accomplishing the feat in 85 games - Lance Alworth - 82 games.
- » Caught 12 passes for 253 yards and two touchdowns in a Week 12 win over Tampa Bay making him the first player in NFL history to post three games with at least 250 receiving yards.
- » Set an NFL record for most receptions (563) and receiving yards (8,649) in a player's first 90 games.

## CAREER

- » In seven seasons, Jones has emerged as one of the premier receivers in NFL history with 580 receptions for 8,974 yards (15.5 YPC) and 43 touchdowns, while playing in 94 games.
- » Established himself as one of the most explosive receivers in the NFL over the last seven seasons as his 84 receptions over 25 yards lead the league.
- » Since 2011, his 95.5 receiving yards per game lead the NFL. Additionally, his 6.2 catches per game rank second in the league during that span.
- » Has scored seven touchdowns of 60+ yards and 12 touchdowns of 40-or-more yards in his career.
- » Has posted 38 100-yard games and 13 games with 10-or-more catches in his career.
- » Earned his third consecutive Pro Bowl selection after finishing second in the NFL and leading the NFC with 1,409 receiving yards in 2016. Caught 83 passes with six touchdowns, including a 75-yard score. Was the only receiver in the NFL to average 100 yards per game.
- » Named a first-team All-Pro by the Associated Press for the second straight season in 2016.

- » Set a franchise record with 300 receiving yards on 12 receptions, including a 75-yard TD, in Atlanta's 48-33 win over the Carolina Panthers (10/2/16). He became just the fourth player in the Super Bowl era to record 300 receiving yards in a single game.
- » Shattered his own club record of 259 yards set in Green Bay in 2014 and became the only player in the Super Bowl era to post two games with 250+ yards. Earned NFC Offensive Player of the Week for his efforts.
- » Tied Alfred Jenkins for fourth on the club's all-time receiving touchdown list with 40 career TDs. Became the first player in NFL history to have two postseason games with at least 180 receiving yards and two touchdowns after catching nine passes for 180 yards with two scores in the NFC Championship game against Green Bay.
- » Earned his second straight Pro Bowl selection after leading the NFL with 1,871 yards and tying for the League lead with 136 receptions. Named an All-Pro selection by the Associated Press, Pro Football Focus, Yahoo!, and Sporting News. Posted one of the best seasons by a receiver in NFL history as he now ranks second in receiving yards and tied for second in receptions. Joined Pittsburgh's Antonio Brown as one of two players in NFL history with at least 136 catches and 1,800 yards in a single season.
- » Earned his first NFC Player of the Week award for his performance in Week 1.
- » Became the first player in NFL history to post 135+ receiving yards in each of a team's first three games in a season.
- » Also set an NFL record for the most catches in the first three games of a season (34).
- » Was named NFC Player of the Month after his performance in September. Led the NFL with 34 receptions and 440 yards while adding four touchdowns in the first month of the season. Was the only player in the NFC to post multiple games with 10-or-more receptions and his four receiving touchdowns ranked second in the conference.
- » Became the second player in franchise history to post two 100-catch seasons.
- » Broke WR Roddy White's single-season receptions record (115) at Jacksonville (12/20) running his season total to 118 catches.
- » He became the second player in NFL history with at least 125 catches and 1,700 receiving yards in a season, joining WR Marvin Harrison (2002).
- » Passed Pro Football Hall of Famer Jerry Rice for second on the NFL's single-season receiving list (1,871) and tied Antonio Brown for second in single-season receptions (136) after catching nine passes for 149 yards against New Orleans (1/3).
- » Had another impressive season in 2014. During his 15 starts, he recorded 104 catches, which was good enough for third best in the NFL. He also recorded

1,593 receiving yards, which was also third best in the NFL, along with six touchdowns. His impressive numbers earned him his second trip to the Pro Bowl.

- » Enjoyed the best game of his career at Green Bay (12/8/14) setting a franchise record with 259 yards on 11 catches while adding one touchdown. His 259 receiving yards was the best performance by any receiver that season. Jones also broke Roddy White's franchise record for single-season receiving yards (1,389) in the game.
- » Caught 41 passes for 580 yards (14.1 avg.) with two touchdowns, including an 81-yard score in five games before being placed on Injured Reserve in 2013. Led the NFL in receptions and yards prior to his injury.
- » Built on the success of his impressive rookie campaign to earn his first career Pro Bowl selection in 2012. Set career-highs with 79 receptions for 1,198 yards and 10 touchdowns.
- » Posted four 100-yard games and two multi-touchdown games in 2012.
- » In 2012, teamed up with WR Roddy White to form one of the NFL's top receiving tandems posting an NFL-best 2,549 yards on 171 catches with 17 touchdowns.
- » Had the best game of his career, catching 11 passes for 182 yards with two touchdowns in the NFC Championship Game against San Francisco (1/20/13).
- » Set a Falcons franchise-record for the most receiving yards in a playoff game vs. San Francisco (1/20/13), topping Alfred Jenkins who posted 155 yards against the Cowboys in the NFC Divisional Playoff round in 1981.
- » Tied White's club postseason record of 11 catches in the NFC Championship game against San Francisco (1/20/13).
- » White caught 11 passes in Atlanta's Wild Card game at Arizona following the 2008 season.
- » Posted the first 100-yard playoff game by a Falcons receiver since WR Tony Martin posted 129 yards on five catches at Minnesota (1/17/99) in the NFC Championship game. Became the sixth Falcon receiver to post 100-plus receiving yards in a postseason game.
- » Joined Roddy White to become the first Falcons teammates to post 1,000 receiving yards in the same season since WR Tony Martin (1,181) and Terance Mathis (1,136) each accomplished that feat in 1998.
- » Posted the best season by a Falcons rookie receiver in 2011 after notching 54 receptions for 959 yards and eight touchdowns. Recorded more yards and touchdowns than any Falcons rookie before him and only Shawn Collins caught more passes in his first season when he pulled down 58 balls in 1989.
- » Earned NFL Rookie of the Month honors for December/January after catching 24 passes for 461 yards and six touchdowns in the final five games of the regular season in 2011.
- » Posted back-to-back 100-yard games at Tampa Bay in Week 3 and at Seattle in Week 4. Became the first Falcons rookie since Alfred Jenkins in 1975 to accomplish that feat and the first NFL rookie to do so since DeSean Jackson in 2008.
- » Recorded five receptions for 71 yards in his NFL debut against Chicago (9/11/11), including a team-long 32-yard reception.
- » Set career-highs in receptions (11) and receiving yards (127) and recorded his second-consecutive 100-yard receiving game at Seattle (10/2/11).
- » Became the first Falcons rookie to record 11 receptions in a game when he posted 11 catches for 127 yards at Seattle in Week 4. Became the first rookie to post 11-or-more catches in a game since Denver's Eddie Royal in 2008.
- » Hauled in three passes for 131 yards, including his first two career touchdowns, and added two carries for 33 yards at Indianapolis (11/6/11).

- » Registered 104 yards and two touchdowns on three catches, including a long reception of 75 yards, at Carolina (12/11/11).
- » Logged eight catches for 128 yards, including his third consecutive game with a touchdown, at New Orleans (12/26/11).
- » Notched his third multi-touchdown game of the season after recording four catches for 76 yards and two scores vs. Tampa Bay (1/1/11).

## COLLEGE

- » Established himself as one of the premier wide receivers in college football at the University of Alabama. In 40 games he caught 179 passes for 2,653 yards with 15 touchdowns and accumulated 3,084 all-purpose yards.
- » His 179 receptions rank second all-time at Alabama, while his 2,653 receiving yards rank second in school history and his 15 touchdowns are tied for fourth in Crimson Tide annals.
- » In 2010, garnered second-team All-American honors and was a first-team All-Southeastern Conference selection.
- » Was a member of the watch lists for the Maxwell Award, given to the nation's top player, and the Biletnikoff Award, given to the nation's top receiver in both his sophomore and junior seasons.
- » Started all 13 games and led the Tide with 78 receptions for 1,133 yards (14.53 avg.) and seven touchdowns as a junior in 2010. Also added 135 yards with two scores on eight carries on the ground.
- » Set a single-season school record with 78 receptions, breaking D.J. Hall's previous mark of 67 set in 2007.
- » As a junior, set a new school record with 1,133 receiving yards, breaking Hall's mark of 1,056 yards set in 2006. Earned Freshman All-American first-team honors from the Football Writers Association of America and Sporting News.

## PERSONAL

- » Attended Foley High School (AL), playing football for head coach Todd Watson where he was regarded as the nation's top receiver by Rivals.com, Scout.com, and SuperPrep. He was also named the top high school player in the country by Sports Illustrated and Tackle.com.
- » Concluded his prep career with 194 catches for 3,287 yards (16.94 avg.) with 43 touchdowns while adding three rushing touchdowns, two kickoff-return touchdowns, two punt-return touchdowns and two fumble returns for scores.
- » Was named a two-time All-America choice by Rivals.com and a two-time All-State selection by the Birmingham News & Alabama Sportswriters Association.
- » As a senior, caught 68 passes for 1,181 yards (17.37 avg.) with 16 touchdowns while leading the Lions to a 12-1 overall record, a Region 2 title and an appearance in the state quarterfinals.
- » Was named "Mr. Football" and Gatorade Player of the Year for the state of Alabama. An all-American choice by Parade Magazine, USA Today, EA Sports and Scout.com in 2007.
- » Is a two-time recipient of Alabama's Commitment to Academic Excellence Award (2009-10).
- » Led community service projects in high school which included Santa America Foundation and local Optimist International Club.
- » Credits his mother, Queen Mavin, as the largest influence in his life as she never let him quit at anything.
- » His given name is Quintorris Jones.

## TRANSACTIONS

- » Selected as a first round (6th pick overall) draft choice by Atlanta in 2011.
- » Agreed to a five-year contract extension on August 29, 2015.

### JULIO JONES - NFL REGULAR SEASON STATISTICS

DATE	TEAM	GP	GS	RECEIVING					RUSHING				
				NO.	YDS	AVG	LG	TD	NO.	YDS.	AVG.	LG	TD
2017	Falcons	16	16	88	1,444	16.4	53	3	1	15	15.0	15	0
2016	Falcons	14	14	83	1,409	17.0	75t	6	0	0	0.0	0	0
2015	Falcons	16	16	136	1,871	13.8	70t	8	0	0	0.0	0	0
2014	Falcons	15	15	104	1,593	15.3	79	6	1	1	1.0	1	0
2013	Falcons	5	5	41	580	14.1	81t	2	1	7	7.0	7	0
2012	Falcons	16	15	79	1,198	15.2	80t	10	6	30	5.0	18	0
2011	Falcons	13	13	54	959	17.8	80t	8	6	56	9.3	19	0
NFL TOTALS		95	94	585	9,054	15.5	81t	43	15	109	7.3	19	0

### JULIO JONES - NFL POSTSEASON STATISTICS

DATE	TEAM	GP	GS	RECEIVING					RUSHING				
				NO.	YDS	AVG	LG	TD	NO.	YDS.	AVG.	LG	TD
2017	Falcons	2	2	18	195	10.8	27	1	1	13	13.0	13	0
2016	Falcons	3	3	19	334	17.6	73t	3	0	0	0.0	0	0
2012	Falcons	2	2	17	241	14.2	46t	2	1	-1	-1.0	-1	0
2011	Falcons	1	1	7	64	9.1	20	0	1	13	13.0	13	0
NFL TOTALS		8	8	61	834	13.7	73t	6	3	25	8.3	13	0

#### SINGLE-GAME HIGHS: RUSHING/RECEIVING

**Rush Attempts** 2 at Indianapolis Colts, Nov 06, 2011  
1 vs. Tampa Bay Buccaneers, Nov 26, 2017  
1 vs. Chicago Bears, Oct 12, 2014  
...11 more at 1.

**Rushing Yards** 33 at Indianapolis Colts, Nov 06, 2011  
18 vs. New York Giants, Dec 16, 2012  
17 vs. Green Bay Packers, Oct 09, 2011  
19 at Indianapolis Colts, Nov 06, 2011  
18 vs. New York Giants, Dec 16, 2012

**Longest Runs** 17 vs. Green Bay Packers, Oct 09, 2011  
13 at New York Giants, Sep 20, 2015

**Receptions** 12 vs. Tampa Bay Buccaneers, Nov 26, 2017  
12 vs. Carolina Panthers, Oct 02, 2016  
...2 more at 12.

**Receiving Yards** 300 vs. Carolina Panthers, Oct 02, 2016  
259 at Green Bay Packers, Dec 08, 2014  
253 vs. Tampa Bay Buccaneers, Nov 26, 2017

**Longest Receptions** 81t vs. Los Angeles Rams, Sep 15, 2013  
80t at Tampa Bay Buccaneers, Nov 25, 2012  
80t at Indianapolis Colts, Nov 06, 2011

**Receiving TDs** 2 vs. Tampa Bay Buccaneers, Nov 26, 2017  
2 at Dallas Cowboys, Sep 27, 2015  
...7 more at 2.

**All-purpose yards** 300 vs. Carolina Panthers, Oct 02, 2016  
268 vs. Tampa Bay Buccaneers, Nov 26, 2017  
259 at Green Bay Packers, Dec 08, 2014

**Miscellaneous Tackles** 1 vs. New Orleans Saints, Dec 07, 2017  
1 at Philadelphia Eagles, Nov 13, 2016  
...8 more at 1.

**Most TDs** 2 vs. Tampa Bay Buccaneers, Nov 26, 2017  
2 at Dallas Cowboys, Sep 27, 2015  
...7 more at 2.

#### SINGLE-GAME HIGHS - POSTSEASON: RUSHING/RECEIVING

**Rush Attempts** 1 at Los Angeles Rams, Jan 06, 2018  
1 vs. Seattle Seahawks, Jan 13, 2013  
...1 more at 1.

**Rushing Yards** 13 at Los Angeles Rams, Jan 06, 2018  
13 at New York Giants, Jan 08, 2012  
13 at Los Angeles Rams, Jan 06, 2018

**Longest Runs** 13 at New York Giants, Jan 08, 2012

**Receptions** 11 vs. San Francisco 49ers, Jan 20, 2013  
9 at Philadelphia Eagles, Jan 13, 2018  
9 at Los Angeles Rams, Jan 06, 2018  
...1 more at 9.

**Receiving Yards** 182 vs. San Francisco 49ers, Jan 20, 2013  
180 vs. Green Bay Packers, Jan 22, 2017  
101 at Philadelphia Eagles, Jan 13, 2018

**Longest Receptions** 73t vs. Green Bay Packers, Jan 22, 2017  
46t vs. San Francisco 49ers, Jan 20, 2013  
27 at Los Angeles Rams, Jan 06, 2018  
...2 more at 27.

**Receiving TDs** 2 vs. Green Bay Packers, Jan 22, 2017  
2 vs. San Francisco 49ers, Jan 20, 2013  
1 at Los Angeles Rams, Jan 06, 2018  
...1 more at 1.

**All-purpose yards** 182 vs. San Francisco 49ers, Jan 20, 2013  
180 vs. Green Bay Packers, Jan 22, 2017  
107 at Los Angeles Rams, Jan 06, 2018

**Most TDs** 2 vs. Green Bay Packers, Jan 22, 2017  
2 vs. San Francisco 49ers, Jan 20, 2013  
1 at Los Angeles Rams, Jan 06, 2018  
...1 more at 1.

# 100-YARD RECEIVING GAMES (39): REGULAR SEASON

DATE	TEAM	NO.	YDS.	AVG.	LG	TD
09/25/11	at Buccaneers	6	115	19.2	49	0
10/02/11	at Seahawks	11	127	11.5	45	0
11/06/11	at Colts	3	131	43.7	80t	2
12/11/11	at Panthers	3	104	34.7	75t	2
12/26/11	at Saints	8	128	16.0	40	1
09/09/12	at Chiefs	6	108	18.0	31	2
10/28/12	at Eagles	5	123	24.6	63t	1
11/04/12	COWBOYS	5	129	25.8	48	0
11/25/12	at Buccaneers	6	147	24.5	80t	1
09/15/13	RAMS	11	182	16.5	81t	1
09/22/13	at Dolphins	9	115	12.8	28	0
09/29/13	PATRIOTS	6	108	18.0	49	0
09/07/14	SAINTS	7	116	16.6	27	0
09/18/14	BUCCANEERS	9	161	17.9	40t	2
10/05/14	at Giants	11	105	9.5	22	0
11/09/14	at Buccaneers	8	119	14.9	39	0
11/30/14	CARDINALS	10	189	18.9	41	1
12/08/14	at Packers	11	259	23.5	79	1
12/21/14	at Saints	7	107	15.3	24	0
09/14/15	EAGLES	9	141	15.7	44	2
09/20/15	at Giants	13	135	10.4	37	0
09/27/15	at Cowboys	12	164	13.7	45t	2
11/01/15	BUCCANEERS	12	162	13.5	35	1
11/08/15	at 49ers	10	137	13.7	54	0
11/22/15	COLTS	9	160	17.8	36	0
12/20/15	at Jaguars	9	118	13.1	23	1
12/27/15	PANTHERS	9	178	19.8	70t	1
01/03/16	SAINTS	9	149	16.6	29	0
09/18/16	at Raiders	5	106	21.2	48	1
10/02/16	PANTHERS	12	300	25.0	75t	1
10/16/16	at Seahawks	7	139	19.9	36t	1
10/23/16	CHARGERS	9	174	19.3	50	0
11/03/16	at Buccaneers	8	111	13.9	21	1
11/13/16	at Eagles	10	135	13.5	29	0
12/04/16	CHIEFS	7	113	16.1	21	0
09/17/17	PACKERS	5	108	21.6	34	0
11/05/17	at Panthers	6	118	19.7	34	0
11/26/17	BUCCANEERS	12	253	21.1	51t	2
12/24/17	at Saints	7	149	21.3	44	0

# 100-YARD RECEIVING GAMES (3): POSTSEASON

DATE	TEAM	NO.	YDS.	AVG.	LG	TD
01/20/13	49ERS	11	182	16.5	46t	2
01/22/17	PACKERS	9	180	20.0	73t	2
01/13/18	at Eagles	9	101	11.2	21	0



## 2017 GAME-BY-GAME REGULAR SEASON STATISTICS (FALCONS)

DATE	OPPONENT	P/S	RECEIVING				RUSHING				TD	W/L	SCORE
			NO	YDS	LG	TD	ATT	YDS	LG				
09/10	at Bears	S	4	66	25	0	0	0	0	0	0	W	23-17
09/17	PACKERS	S	5	108	34	0	0	0	0	0	0	W	34-23
09/24	at Lions	S	7	91	18	0	0	0	0	0	0	W	30-26
10/01	BILLS	S	3	30	16	0	0	0	0	0	0	L	17-23
10/15	DOLPHINS	S	6	72	18	0	0	0	0	0	0	L	17-20
10/22	at Patriots	S	9	99	16	1	0	0	0	0	0	L	7-23
10/29	at Jets	S	3	74	53	0	0	0	0	0	0	W	25-20
11/05	at Panthers	S	6	118	34	0	0	0	0	0	0	L	17-20
11/12	COWBOYS	S	6	57	24	0	0	0	0	0	0	W	27-7
11/20	at Seahawks	S	5	71	29	0	0	0	0	0	0	W	34-31
11/26	BUCCANEERS	S	12	253	51t	2	1	15	15	0	0	W	34-20
12/03	VIKINGS	S	2	24	13	0	0	0	0	0	0	L	9-14
12/07	SAINTS	S	5	98	38	0	0	0	0	0	0	W	20-17
12/18	at Buccaneers	S	3	54	29	0	0	0	0	0	0	W	24-21
12/24	at Saints	S	7	149	44	0	0	0	0	0	0	L	13-23
12/31	PANTHERS	S	5	80	27	0	0	0	0	0	0	W	22-10
2017 TOTALS		16-16	88	1,444	53	3	1	15	15	0	0	0	0

## 2016 GAME-BY-GAME REGULAR SEASON STATISTICS (FALCONS)

DATE	OPPONENT	P/S	RECEIVING				RUSHING				TD	W/L	SCORE
			NO	YDS	LG	TD	ATT	YDS	LG				
09/11	BUCCANEERS	S	4	66	25t	1	0	0	0	0	0	L	24-31
09/18	at Raiders	S	5	106	48	1	0	0	0	0	0	W	35-28
09/26	at Saints	S	1	16	16	0	0	0	0	0	0	W	45-32
10/02	PANTHERS	S	12	300	75t	1	0	0	0	0	0	W	48-33
10/09	at Broncos	S	2	29	20	0	0	0	0	0	0	W	23-16
10/16	at Seahawks	S	7	139	36t	1	0	0	0	0	0	L	24-26
10/23	CHARGERS	S	9	174	50	0	0	0	0	0	0	L	30-33+
10/30	PACKERS	S	3	29	12	0	0	0	0	0	0	W	33-32
11/03	at Buccaneers	S	8	111	21	1	0	0	0	0	0	W	43-28
11/13	at Eagles	S	10	135	29	0	0	0	0	0	0	L	15-24
11/27	CARDINALS	S	4	35	15	0	0	0	0	0	0	W	38-19
12/04	CHIEFS	S	7	113	21	0	0	0	0	0	0	L	28-29
12/11	at Rams		INACTIVE									W	42-14
12/18	49ERS		INACTIVE									W	41-13
12/24	at Panthers	S	4	60	22	0	0	0	0	0	0	W	33-16
01/01	SAINTS	S	7	96	23	1	0	0	0	0	0	W	38-32
2016 TOTALS		14-14	83	1,409	75t	6	0	0	0	0	0	0	0

+ - Overtime

## 2015 GAME-BY-GAME REGULAR SEASON STATISTICS (FALCONS)

DATE	OPPONENT	P/S	RECEIVING				RUSHING				TD	W/L	SCORE
			NO	YDS	LG	TD	ATT	YDS	LG				
09/14	EAGLES	S	9	141	44	2	0	0	0	0	0	W	26-24
09/20	at Giants	S	13	135	37	0	0	0	0	0	0	W	24-20
09/27	at Cowboys	S	12	164	45t	2	0	0	0	0	0	W	39-28
10/04	TEXANS	S	4	38	19	0	0	0	0	0	0	W	48-21
10/11	REDSKINS	S	5	67	20	0	0	0	0	0	0	W	25-19+
10/15	at Saints	S	6	93	30	0	0	0	0	0	0	L	21-31
10/25	at Titans	S	9	92	21	1	0	0	0	0	0	W	10-7
11/01	BUCCANEERS	S	12	162	35	1	0	0	0	0	0	L	20-23+
11/08	at 49ers	S	10	137	54	0	0	0	0	0	0	L	16-17
11/22	COLTS	S	9	160	36	0	0	0	0	0	0	L	21-24
11/29	VIKINGS	S	5	56	19	0	0	0	0	0	0	L	10-20
12/06	at Buccaneers	S	8	93	25	0	0	0	0	0	0	L	19-23
12/13	at Panthers	S	7	88	46	0	0	0	0	0	0	L	0-38
12/20	at Jaguars	S	9	118	23	1	0	0	0	0	0	W	23-17
12/27	PANTHERS	S	9	178	70t	1	0	0	0	0	0	W	20-13
01/03	SAINTS	S	9	149	29	0	0	0	0	0	0	L	17-20
2015 TOTALS		16-16	136	1,871	70t	8	0	0	0	0	0	0	0

+ - Overtime

## 2017 GAME-BY-GAME POSTSEASON STATISTICS (FALCONS)

			RECEIVING				RUSHING					
DATE	OPPONENT	P/S	NO	YDS	LG	TD	ATT	YDS	LG	TD	W/L	SCORE
01/06	at Rams	S	9	94	27	1	1	13	13	0	W	26-13
01/13	at Eagles	S	9	101	21	0	0	0	0	0	L	10-15
2017 TOTALS		2-2	18	195	27	1	1	13	13	0	1-1	

## 2016 GAME-BY-GAME POSTSEASON STATISTICS (FALCONS)

			RECEIVING				RUSHING						
DATE	OPPONENT	P/S	NO	YDS	LG	TD	ATT	YDS	LG	TD	W/L	SCORE	
01/14	SEAHAWKS	S	6	67	20	1	0	0	0	0	W	36-20	
01/22	PACKERS	S	9	180	73t	2	0	0	0	0	W	44-21	
02/05	PATRIOTS	S	4	87	27	0	0	0	0	0	L	28-34+	
2016 TOTALS		3-3	19	334	73t	3	0	0	0	0	2-1		


† - Overtime

27

## DAMONTAE KAZEE

SAFETY

(2ND YEAR WITH FALCONS)

HOMETOWN: *SAN BERNARDINO, CA*COLLEGE: *SAN DIEGO STATE*BIRTHDATE:  
**06 / 05 / 93**HEIGHT:  
**5'11"**WEIGHT:  
**190**NFL EXP:  
**2 YRS**ACQUIRED:  
**05A'17**

## 2017 (FALCONS)

- » Made his NFL debut in Atlanta's season-opening win at Chicago. Started and led the team with nine tackles (four solo) and one forced fumble in Week 3 against Buffalo. Totaled 17 tackles (nine solo) and one forced fumble during his rookie season.
- » Recorded three tackles and forced a fumble on special teams in Atlanta's Wild Card win over the Los Angeles Rams.

## COLLEGE

- » Started the final 41 games of his career at right cornerback and is SDSU's all-time leader with 17 interceptions.
- » He finished his career ranked sixth with 30 PBUs, tied for sixth with six forced fumbles and seventh in interception yards (214).
- » The first player in program history to record six-or-more interceptions in consecutive seasons and a two-time Mountain West Defensive Player of the Year (2015 & 2016).
- » Earned his second straight Mountain West Defensive Player of the Year award after having 65 tackles (45 solo), three tackles for loss, seven interceptions for 156 yards and one touchdown during his senior season. Also added eight pass breakups and a quarterback hurry.

- » Was named the Mountain West Defensive Player of the Year by the league's coaches and media as a junior, the first SDSU player to be named the MW Defensive Player of the Year since Kirk Morrison won it in back-to-back seasons in 2003-04.
- » Recorded 75 tackles (team-high 58 solo), a team-best eight interceptions, 5.5 tackles for loss, seven pass breakups and two forced fumbles in 14 starts in 2015.
- » A second-team all-Mountain West selection as a sophomore. Started all 13 games for SDSU, making 58 tackles (40 solo), with a team-high 13 pass breakups, an interception, a fumble recovery, 4.0 TFL and two quarterback hurries.
- » Had 41 tackles (28 solo), four forced fumbles, 3.0 TFL, two pass breakups, an interception, a sack and a blocked kick as a redshirt freshman in 2013.

## PERSONAL

- » A three-time All-CIF athlete who played both sides of the ball at Cajon High in San Bernardino, California. Helped the Cowboys to a 9-2 overall record as a senior in 2011, including a 6-1 mark in league play. Recorded 27 tackles, two interceptions and a forced fumble on defense during his senior year.
- » Lettered in football, basketball, and track at Cajon.
- » Son of Latrease and Walter Kazee. Has three brothers and two sisters. Brother, Walter, was a four-year running back for the Aztecs from 2009-12.
- » Majoring in criminal justice.

## TRANSACTIONS

- » Selected by the Falcons in the fifth round (149th overall) of the 2017 NFL Draft.

## DAMONTAE KAZEE - NFL REGULAR SEASON STATISTICS

		TACKLES										INTERCEPTIONS						FUMBLES					ST					MISC	
DATE	TEAM	GP	GS	TK	S	A	TFL	YDS	SK	YDS	QBH	NO	YDS	LG	TD	PD	FF	FR	YDS	TK	S	A	FF	FR	S	A			
2017	Falcons	16	1	18	10	8	0	0	0.0	0.0	0	0	0	0	0	0	1	0	0	5	4	1	1	0	0	0	0		
NFL TOTALS		16	1	18	10	8	0	0	0.0	0.0	0	0	0	0	0	0	1	0	0	5	4	1	1	0	0	0	0		

## DAMONTAE KAZEE - NFL POSTSEASON STATISTICS

		TACKLES										INTERCEPTIONS					FUMBLES					ST					MISC	
DATE	TEAM	GP	GS	TK	S	A	TFL	YDS	SK	YDS	QBH	NO	YDS	LG	TD	PD	FF	FR	YDS	TK	S	A	FF	FR	S	A		
2017	Falcons	2	0	0	0	0	0	0	0.0	0.0	0	0	0	0	0	0	0	0	0	3	3	0	1	0	0	0		
NFL TOTALS		2	0	0	0	0	0	0	0.0	0.0	0	0	0	0	0	0	0	0	0	3	3	0	1	0	0	0		

# SINGLE-GAME HIGHS: DEFENSIVE

**Total Tackles** 9 vs. Buffalo Bills, Oct 01, 2017  
 5 vs. Tampa Bay Buccaneers, Nov 26, 2017  
 2 vs. Minnesota Vikings, Dec 03, 2017  
**Forced Fumbles** 1 vs. Buffalo Bills, Oct 01, 2017

**Special Teams Tackles** 2 vs. New Orleans Saints, Dec 07, 2017  
 1 at Tampa Bay Buccaneers, Dec 18, 2017  
 1 at Seattle Seahawks, Nov 20, 2017  
 ...1 more at 1.  
**Special Teams Forced Fumbles** 1 at Chicago Bears, Sep 10, 2017

# SINGLE-GAME HIGHS - POSTSEASON: DEFENSIVE

**Special Teams Tackles** 3 at Los Angeles Rams, Jan 06, 2018 **Special Teams Forced Fumbles** 1 at Los Angeles Rams, Jan 06, 2018

## 2017 GAME-BY-GAME REGULAR SEASON STATISTICS (FALCONS)

TACKLES										INTERCEPTIONS				FUMBLES			ST				MISC							
DATE	OPPONENT		TK	S	A	SK	YDS	TFL	YDS	QBH	NO	YDS	LG	TD	PD	FF	FR	YDS	TK	S	A	FF	FR	S	A	W/L	SCORE	
09/10	at Bears	P	1	1	0	0.0	0.0	0	0	0	0	0	0	0	0	0	0	0	1	1	0	1	0	0	0	W	23-17	
09/17	PACKERS	P	0	0	0	0.0	0.0	0	0	0	0	0	0	0	0	0	0	0	0	0	0	0	0	0	0	W	34-23	
09/24	at Lions	P	0	0	0	0.0	0.0	0	0	0	0	0	0	0	0	0	0	0	0	0	0	0	0	0	0	W	30-26	
10/01	BILLS	S	9	4	5	0.0	0.0	0	0	0	0	0	0	0	0	0	1	0	0	0	0	0	0	0	0	L	17-23	
10/15	DOLPHINS	P	0	0	0	0.0	0.0	0	0	0	0	0	0	0	0	0	0	0	0	0	0	0	0	0	0	L	17-20	
10/22	at Patriots	P	0	0	0	0.0	0.0	0	0	0	0	0	0	0	0	0	0	0	0	0	0	0	0	0	0	L	7-23	
10/29	at Jets	P	0	0	0	0.0	0.0	0	0	0	0	0	0	0	0	0	0	0	0	0	0	0	0	0	0	W	25-20	
11/05	at Panthers	P	0	0	0	0.0	0.0	0	0	0	0	0	0	0	0	0	0	0	0	0	0	0	0	0	0	L	17-20	
11/12	COWBOYS	P	0	0	0	0.0	0.0	0	0	0	0	0	0	0	0	0	0	0	0	0	0	0	0	0	0	W	27-7	
11/20	at Seahawks	P	1	1	0	0.0	0.0	0	0	0	0	0	0	0	0	0	0	0	1	1	0	0	0	0	0	W	34-31	
11/26	BUCCANEERS	P	5	3	2	0.0	0.0	0	0	0	0	0	0	0	0	0	0	0	0	0	0	0	0	0	0	W	34-20	
12/03	VIKINGS	P	2	1	1	0.0	0.0	0	0	0	0	0	0	0	0	0	0	0	0	0	0	0	0	0	0	L	9-14	
12/07	SAINTS	P	0	0	0	0.0	0.0	0	0	0	0	0	0	0	0	0	0	0	2	1	1	0	0	0	0	W	20-17	
12/18	at Buccaneers	P	0	0	0	0.0	0.0	0	0	0	0	0	0	0	0	0	0	0	1	1	0	0	0	0	0	W	24-21	
12/24	at Saints	P	0	0	0	0.0	0.0	0	0	0	0	0	0	0	0	0	0	0	0	0	0	0	0	0	0	L	13-23	
12/31	PANTHERS	P	0	0	0	0.0	0.0	0	0	0	0	0	0	0	0	0	0	0	0	0	0	0	0	0	0	W	22-10	
2017 TOTALS			16-1	18	10	8	0.0	0.0	0	0	0	0	0	0	0	0	1	0	0	5	4	1	1	0	0	0	10-6	

## 2017 GAME-BY-GAME POSTSEASON STATISTICS (FALCONS)


			TACKLES							INTERCEPTIONS					FUMBLES			ST				MISC					
DATE	OPPONENT		TK	S	A	SK	YDS	TFL	YDS	QBH	NO	YDS	LG	TD	PD	FF	FR	YDS	TK	S	A	FF	FR	S	A	W/L	SCORE
01/06	at Rams	P	0	0	0	0.0	0.0	0	0	0	0	0	0	0	0	0	0	0	3	3	0	1	0	0	0	W	26-13
01/13	at Eagles	P	0	0	0	0.0	0.0	0	0	0	0	0	0	0	0	0	0	0	0	0	0	0	0	0	0	L	10-15
2017 TOTALS			2-0	0	0	0.0	0.0	0	0	0	0	0	0	0	0	0	0	0	3	3	0	1	0	0	0	1-1	

67

ANDY LEVITRE

GUARD

(4TH YEAR WITH FALCONS)



HOMETOWN: SANTA CRUZ, CA

COLLEGE: OREGON STATE

BIRTHDATE:

05/15/86

HEIGHT:

6'2"

WEIGHT:

303

NFL EXP:

10 YRS

ACQUIRED:

TR '15 (TEN)

## 2017 (FALCONS)

- » Blocked for an offense that has averaged 364.8 yards and 5.93 yards per play, the third-best mark in the NFL.

## CAREER

- » Started 140 straight games during his nine-year career. One of two members of the 2009 NFL Draft class to start all 128 regular season games from 2009-16.
- » Started all 16 games at left guard, blocking for an offense that set a franchise record with 540 points and averaged 415.8 yards per game in 2016.
- » Started at left guard and helped the offense total 528 yards, the seventh-highest output in franchise history, at Oakland (9/18). Blocked for a rushing attack that put up 139 yards, which marked the 10th time in the last two seasons Atlanta eclipsed 100 rushing yards.
- » Started at left guard and blocked for an offense that set a franchise record with 571 total yards against Carolina (10/2). Protected QB Matt Ryan as he became the 19th player in NFL history to throw for 500+ yards in a single game.
- » Started all 16 games at left guard and blocked for an offense that ranked seventh in the NFL averaging 374.1 yards per game in 2015.
- » Spent four seasons with the Bills, and started all 64 games during those four years. Started all 16 games at left guard, bringing his consecutive starting streak to 96 games—every game since entering the NFL as a 2009 second-round selection (51st overall). The streak led all NFL guards.
- » Signed with the Tennessee Titans as an unrestricted free agent in 2013 and started all 32 games during his two-year tenure with the club.
- » In 2012, anchored a Bills offensive line that held opponents to 30 sacks (fifth fewest in the AFC), while blocking for a rushing attack that averaged 138.6 yards per game, which ranked second in the AFC.
- » In 2011, was a member of a Bills offensive front that led the NFL in fewest sacks allowed with 23.
- » As a rookie in 2009, started all 16 games and was named to Sporting News' All-Rookie Team, Pro Football Weekly/Pro Football Writers of America's All Rookie Team and Football Outsiders' All-Rookie Team.

## COLLEGE

- » Closed out his career with a string of 35 consecutive starts at Oregon State (39 total for his career). In his last two seasons, he started 17 times at left tackle and nine times at right tackle.
- » In 2008, was an All-American first-team selection by the American Football Coaches Association and Pro Football Weekly. Earned second-team honors from the Associated Press and was a first-team All-Pac 10 Conference and Academic All-Pac 10 choice. As a

senior, served as team co-captain and started all 13 games at left offensive tackle.

- » As a junior in 2007, was a second-team All-Pac 10 Conference and Academic All-Pac 10 selection. Started the team's first nine games at right offensive tackle before shifting to the left side for his final four contests.
- » As a sophomore in 2006, named second-team Academic All-Pac 10 Conference choice, adding All-Pac 10 honorable mention while starting the final 10 games at right tackle.
- » As a redshirt freshman in 2005, saw action in every game, serving as the team's top reserve at both guard positions for the first 10 contests. Earned his first career start at right tackle in the season finale against Oregon.
- » Redshirted as a freshman in 2004. Graduated from Oregon State in March 2009 with degrees in finance and sociology.

## PERSONAL

- » Enjoys traveling around the world. In March 2012, he visited the Great Wall of China and tobogganed down a stretch of the wall. He has also been to Phuket, Thailand where he had the opportunity to ride an elephant.
- » Enjoys fishing and once caught a 250-pound yellowfin tuna in Puerto Vallarta, Mexico. Most recently, he caught an 88-inch sailfish in Cancun.
- » Had a signature ice cream that is named after him. Lake Effect Artisan Ice Cream in Buffalo created the Levitreland flavor, which is strawberry cheesecake ice cream with chocolate-covered pretzels throughout.
- » Fancies himself as a coffee connoisseur. He is also a skilled grillmaster, utilizing his Big Green Egg to cook masterpieces in his backyard. Levitre married his wife, Katie, on July 4, 2015 and swam with sharks in Bora Bora on his honeymoon.
- » Earned Academic All-Pac 10 Conference honors four times. Was a SuperPrep Magazine selection as a senior at San Lorenzo Valley High School. Also named first-team All-CIF, first team All-Santa Cruz Coast League, and named to the all-region team by the San Jose Mercury News. Named team captain and co-MVP as a senior, while also competing on the defensive line.
- » As a junior, his team finished 13-0 and won the Central Coast Section title. Was an honorable mention all-state and first team all-conference as an offensive lineman as a junior, and second team as a defensive tackle. Earned two letters in track throwing the shot put.
- » He has four brothers - Erick Travis, Logan, and Ryan. Erick was an offensive guard at the University of Arizona (2002-06).
- » Follow Levitre on Twitter: @LevitreAndy

» His last name is pronounced Luh-Vee-Tree.

» Born Andrew Steven Levitre on May 15, 1986, in Los Gatos, Calif.

## TRANSACTIONS

- » Originally selected by the Buffalo Bills in the second round (51st overall) of the 2009 NFL Draft.
- » Signed by the Tennessee Titans as an unrestricted free agent on March 14, 2013.
- » Traded to the Atlanta Falcons on September 4, 2015, in exchange for a 2016 sixth-round draft selection and a future conditional pick.
- » Placed on Injured Reserve on January 3, 2018.

## ANDY LEVITRE - NFL REGULAR SEASON STATISTICS

DATE	TEAM	GP	GS
2017	Falcons	13	13
2016	Falcons	16	16
2015	Falcons	16	16
2014	Titans	16	16
2013	Titans	16	16
2012	Bills	16	16
2011	Bills	16	16
2010	Bills	16	16
2009	Bills	16	16
NFL TOTALS		141	141

## ANDY LEVITRE - NFL POSTSEASON STATISTICS

DATE	TEAM	GP	GS
2017	Falcons	0	0
2016	Falcons	3	3
NFL TOTALS		3	3

51

ALEX MACK

CENTER

(3RD YEAR WITH FALCONS)

2017

2016

2015

2014

2013

2012

2011

2010

2009

2008

2007

2006

2005

2004

2003

2002

2001

2000

HOMETOWN: SANTA BARBARA, CA

COLLEGE: CALIFORNIA

BIRTHDATE:

11/19/85

HEIGHT:

6'4"

WEIGHT:

311

NFL EXP:

10 YRS

ACQUIRED:

FA '16

## CAREER

- » Blocked for an offense that has averaged 364.8 yards and 5.93 yards per play, the third-best mark in the NFL.
- » Started at center and blocked for an offense that totaled 322 yards, including 124 on the ground, in a 26-13 Wild-Card win over the Los Angeles Rams. Named to the Pro Bowl for the third-straight season - second time as a Falcon.

## CAREER

- » A five-time Pro Bowler (2017, 2016, 2015, 2013, 2010), has started all 133 games in which he has played. Is one of three centers in Browns history to earn multiple Pro Bowl honors.
- » Started all 16 games at center, blocking for an offense that set a franchise record with 540 points and averaged 415.8 yards per game in 2016. Earned his fourth career Pro Bowl selection in his first season with the Falcons after anchoring the offensive line for the NFL's top scoring unit.
- » Started at center and blocked for an offense that set a franchise record with 571 total yards against Carolina (10/2/16). Protected QB Matt Ryan as he became the 19th player in NFL history to throw for 500+ yards in a single game.
- » In 2015, Mack returned from injury to play in all 16 games and was selected to his third career Pro Bowl. Played every offensive snap (4,998 consecutive) through his first 80 career games, and was one of only four NFL offensive linemen to play every offensive snap for his team since at least 2009. Played and started in five games during the 2014 season in Cleveland before going down with an injury. During those five games, the offense averaged 26.8 points per game, 383.2 total yards per game, 146.4 rushing yards per game, and 4.4 yards per carry.
- » In 2013, earned his second career Pro Bowl selection and was named a second-team AP All-Pro. Started all 16 games at center, playing all 1,106 offensive snaps.
- » Was voted a first-alternate to the AFC Pro Bowl squad after starting all 16 games at center in 2012. Part of an offensive line that helped Trent Richardson set Browns rookie records in rushing yards (950), rushing TDs (11) and total scrimmage yards (1,317).
- » Started all 16 games at center in 2011, and did not miss an offensive snap, despite undergoing an appendectomy in October. In 2010, Mack anchored an offensive line that helped Peyton Hillis rush for 1,177 yards and 11 touchdowns. Earned his first career Pro Bowl selection and was named to Sports Illustrated's All-Pro team.
- » During his rookie season in 2009, Mack became the fifth rookie to start all 16 games at center and helped his team-record four consecutive games with more than 160 rushing yards.

- » Was named to the Pro Football Weekly/Professional Football Writers of America All-Rookie team and selected to USA Today's All-Joe team. One of four rookie offensive linemen to start all 16 games in 2009, along with Buffalo's Andy Levitre (LG), Seattle's Max Unger (13 at RG, 3 at C) and Baltimore's Michael Oher (12 at RT, 4 at LT). Became just the fifth NFL rookie to start all 16 games at C since 1998, joining Damien Woody (New England, 1999), Alex Stepanovich (Arizona, 2004), Nick Mangold (Jets, 2006) and Samson Satele (Miami, 2007).

## COLLEGE

- » Was a two-time Rimington Trophy finalist, a two-time All-American and a four-time league academic honor roll honoree at California. Awarded the Draddy Trophy as a senior, given to college football's top scholar-athlete.
- » Named the PAC-10 Conference's 2008 Scholar-Athlete of the Year and was a member of ESPN's All-Bowl Team in 2006 and 2008.
- » Was a finalist for the Lowe's Senior CLASS Award, given for academic and athletic accomplishment.
- » The 2008 winner of the Schlessinger Coaches Award, which recognizes outstanding athletic ability, academic success and community service at Cal.
- » Did not allow any quarterback sacks or pressures on 397 pass plays in 2008. Was penalized just twice on a total of 832 snaps as a senior. Became the third player in PAC-10 Conference annals to receive the Morris Trophy in back-to-back seasons.
- » Led a line that allowed just 11 sacks in 2007, the third-lowest figure in the country that year.
- » Redshirted as a freshman.
- » Earned a degree in legal studies, spent his senior season as a graduate student and is working towards his master's degree.

## PERSONAL

- » Participated in the NFL's second annual "NFL Pro Hollywood Boot Camp" during the 2013 offseason, which offered a comprehensive overview of creative disciplines in the film industry including screenwriting, directing, producing and film financing.
- » Attended San Marcos High School (Santa Barbara, Calif.). Played on both the offensive and defensive lines.
- » Named the Channel League's co-Most Valuable Player on defense and a first team all-league selection. Was a two-time All-CIF choice and a three-time all-county and all-league member. Named to Prep Star's All-West team as a senior, helping his team rush for 2,031 yards in 2003.
- » Added four letters in wrestling, advancing to the state wrestling tournament as a CIF heavyweight champion and compiled a 28-2 record on the mat as a senior, when he ranked second in the state.

- » Embarked on his second weeklong visit to U.S. troops at military bases in Iraq this offseason. In 2011, Mack went on his first weeklong visit to U.S. troops at military bases throughout Afghanistan and Kyrgyzstan during the offseason as part of the NFL USO program; his father and cousin both served in the military.
- » Enjoys helping children, including through school visits and reading to kids.
- » An avid traveler who has visited Australia, Brazil, England, France, Greece, Indonesia, Italy, Japan, Morocco, Portugal, Spain, Taiwan, Thailand and Turkey.
- » An avid reader with diverse tastes, including historical-fiction, science-fiction and fantasy books.

## TRANSACTIONS

- » Originally selected by Cleveland Browns in the first round (21st overall) of 2009 NFL Draft.
- » Signed to offer sheet by Jacksonville Jaguars on April 11, 2014. Re-signed by Browns after team exercised first-refusal rights on April 14, 2014.
- » Signed by the Atlanta Falcons as an unrestricted free agent on March 9, 2016.

## ALEX MACK - NFL REGULAR SEASON STATISTICS

DATE	TEAM	GP	GS
2017	Falcons	16	16
2016	Falcons	16	16
2015	Browns	16	16
2014	Browns	5	5
2013	Browns	16	16
2012	Browns	16	16
2011	Browns	16	16
2010	Browns	16	16
2009	Browns	16	16
<b>NFL TOTALS</b>		<b>133</b>	<b>133</b>

## ALEX MACK - NFL POSTSEASON STATISTICS

DATE	TEAM	GP	GS
2017	Falcons	2	2
2016	Falcons	3	3
<b>NFL TOTALS</b>		<b>5</b>	<b>5</b>




70

## JAKE MATTHEWS

TACKLE

(5TH YEAR WITH FALCONS)



HOMETOWN: MISSOURI CITY, TX

COLLEGE: TEXAS A&amp;M

BIRTHDATE:

02 / 11 / 92

HEIGHT:

6'5"

WEIGHT:

309

NFL EXP:

5 YRS

ACQUIRED:

01 '14

## 2017 (FALCONS)

- » Blocked for an offense that has averaged 364.8 yards and 5.93 yards per play, the third-best mark in the NFL.
- » Started at left tackle and blocked for an offense that totaled 322 yards, including 124 on the ground, in a 26-13 Wild-Card win over the Los Angeles Rams.

## CAREER

- » In four seasons, has started all 63 games that he has played in, including 62 straight games dating back to Week 3 of his rookie season. Has helped protect QB Matt Ryan who has thrown for 18,324 yards and 107 touchdowns during that span.
- » Started all 16 games at left tackle, blocking for an offense that set a franchise record with 540 points and averaged 415.8 yards per game in 2016.
- » Started at left tackle and blocked for an offense that set a franchise record with 571 total yards against Carolina (10/2/16).
- » Protected QB Matt Ryan as he became the 19th player in NFL history to throw for 500+ yards in a single game.
- » Started all 16 games at left tackle and blocked for an offense that ranked seventh in the NFL averaging 374.1 yards per game in 2015. Protected Matt Ryan's blindside as the quarterback became one of four passers to throw for 4,000 yards in each of the last five seasons.
- » Started 15 games at left tackle during his rookie season in 2014, and blocked for an offense that broke several franchise records.
- » Started at left tackle and helped block for an offense that generated a franchise record 548 yards of total offense vs. New Orleans (9/7/14).
- » Started at left tackle and helped block for an offense that scored 56 points (2nd most in franchise history) and recorded 488 total yards vs Tampa Bay (9/18/14).

## COLLEGE

- » Appeared in 52 games for Texas A&M, starting his final 46 contests, the first 33 at right tackle and the final 13 on the left side.
- » As a senior, was a consensus All-American and a unanimous All-Southeastern Conference first-team

selection. He was recipient of the Bobby Bowden Award, presented for high performance on the field, in class and in the community.

- » In 2012, earned first-team All-American honors from The NFL Draft Report and the Football Writers of America Association, adding second-team accolades from the Walter Camp Football Foundation and third-team recognition from the Associated Press.
- » As a sophomore, quickly developed into the cornerstone of the Aggies' offensive front that allowed just nine sacks in 13 games and set then-school records for total offense (seventh in the nation at 490.2 ypg), passing (291.1 ypg) and scoring (11th nationally at 39.08 ppg) offense. The sophomore delivered 13 touchdown-resulting blocks and 96 key blocks/knockdowns while helping the Aggies rush for 199.2 yard per game.
- » In 2011, was named to ESPN.com's All-Big 12 Conference Freshman team and was an honorable mention All-Big 12 pick. He was one of 10 freshman to letter for the Aggies, starting the final seven games of the season.

## PERSONAL

- » Matthews is the next to carry on the family NFL tradition. He is the fourth family member to be selected in the first round of the draft and the seventh to reach the National Football League.
- » Matthews' NFL lineage began with Clay Matthews Sr., who played four seasons for the San Francisco 49ers in the 1950's. His father, Bruce Matthews, was a 14-time Pro Bowl selection and Green Bay Packers LB Clay Matthews III is his cousin.
- » Attended Elkins High School in Missouri City, Texas. Was named first-team all-district and all-greater Houston honoree. Matthews also had offers from Oklahoma, Alabama, Arkansas, Oregon, Texas, Texas Tech, USC and Stanford.
- » Was a consensus All-American selection in high school. Earned a five-star rating from Scout.com, as that recruiting service regarded him as the best offensive guard in the nation.
- » Rated as the seventh-best offensive tackle in the prep ranks, placed 48th on the Rivals100 team while also being named the eighth-best overall prospect in the state of Texas by Rivals.com.
- » A university studies major in the Mays Business School at Texas A&M.
- » Son of Carrie and Bruce Matthews.

## TRANSACTIONS

- » Selected as a first round (6th overall) draft choice by Atlanta in 2014.

## JAKE MATTHEWS - NFL REGULAR SEASON STATISTICS

DATE	TEAM	GP	GS
2017	Falcons	16	16
2016	Falcons	16	16
2015	Falcons	16	16
2014	Falcons	15	15
NFL TOTALS		63	63

## JAKE MATTHEWS - NFL POSTSEASON STATISTICS


DATE	TEAM	GP	GS
2017	Falcons	2	2
2016	Falcons	3	3
NFL TOTALS		5	5

99

TERRELL MCCLAIN

DEFENSIVE END

(1ST YEAR WITH FALCONS)



HOMETOWN: PENSACOLA, FLA.

COLLEGE: SOUTH FLORIDA

BIRTHDATE:  
07 / 20 / 88HEIGHT:  
6'2"WEIGHT:  
302NFL EXP:  
8 YRSACQUIRED:  
FA '18

## CAREER

- » Has started 29 of 74 career games, recording 110 tackles (75 solo), 6.5 sacks, three forced fumbles and two fumble recoveries in seven NFL seasons.
- » Played in 12 games with two starts while totaling 20 tackles and 2.0 sacks in 2017 for the Redskins.
- » Started 15 of 30 games, recording 61 tackles (37 solo), 3.5 sacks and three forced fumbles in three seasons with the Dallas Cowboys. Was limited to two games in 2015 due to a toe injury.
- » Recorded a career-high in tackles (six) and sacks (1.5) vs. Cincinnati (10/9/17).
- » Forced a Wendell Smallwood fumble in overtime win against Philadelphia (10/30/17).
- » As a rookie, started all 12 games he appeared in and recorded 20 tackles, one sack and a fumble recovery before suffering a season-ending knee injury with the Carolina Panthers.

## COLLEGE

- » Played in 50 games (33 starts) at South Florida, totaling 89 tackles, 17 tackles for loss, 7.5 sacks, two

forced fumbles, one fumble recovery and one pass defended.

- » Named first-team All-Big East and was selected to play in East-West Shrine Game following a senior season where he posted 24 tackles, 4.5 tackles for loss and three sacks. Helped the Bulls rank 17th nationally in total defense, allowing 317.9 yards per game.
- » Played in 13 games with 11 starts as a junior, registering 25 tackles, five tackles for loss, 1.5 sacks and one forced fumble as the defense ranked second in the conference.
- » Played in 12 games (nine starts) as a sophomore and posted 32 tackles, three sacks and one forced fumble.
- » As a true freshman, played in 12 games and totaled eight tackles, four tackles for loss, one fumble recovery and one pass defended.

## PERSONAL

- » Attended Pensacola High School (Pensacola, Fla.), where he recorded 65 tackles and eight sacks as a senior. Was named Class 3A first-team all-state in 2006 and was MVP of the Max Emfinger Shreveport All-American Bowl Game.
- » Son of Perry and Lynn McClain.

## TRANSACTIONS

- » Originally selected by the Carolina Panthers in the third round (65th overall) of the 2011 NFL Draft.
- » Waived by the Panthers on September 2, 2012.
- » Signed with the New England Patriots on September 26, 2012.
- » Waived by the Patriots on October 3, 2012.
- » Signed with the Houston Texans on October 29, 2012.
- » Signed with the Dallas Cowboys as an unrestricted free agent on March 12, 2014.
- » Signed with the Washington Redskins as an unrestricted free agent on March 10, 2017.
- » Cut by the Redskins on April 30, 2018.
- » Signed with the Atlanta Falcons as a free agent on May 11, 2018.

## TERRELL MCCLAIN - NFL REGULAR SEASON STATISTICS

		TACKLES										INTERCEPTIONS					FUMBLES					ST				MISC			
DATE	TEAM	GP	GS	TK	S	A	TFL	YDS	SK	YDS	QBH	NO	YDS	LG	TD	PD	FF	FR	YDS	TK	S	A	FF	FR	S	A			
2017	Redskins	12	2	20	17	3	3	19	2.0	18.0	3	0	0	0	0	0	0	1	0	0	0	0	0	0	0	0			
2016	Cowboys	15	15	40	21	19	3	10	2.5	15.5	7	0	0	0	0	0	2	0	0	0	0	0	0	0	0	0			
2015	Cowboys	2	0	2	2	0	0	0	0.0	0.0	0	0	0	0	0	0	0	0	0	0	0	0	0	0	0	0			
2014	Cowboys	13	0	19	14	5	3	6	1.0	13.0	3	0	0	0	0	0	1	0	0	0	0	0	0	0	0	0			
2013	Texans	16	0	10	8	2	0	0	0.0	0.0	1	0	0	0	0	0	0	1	0	0	0	0	0	0	0	0			
2012	Texans	3	0	0	0	0	0	0	0.0	0.0	0	0	0	0	0	0	0	0	0	0	0	0	0	0	0	0			
Went from Patriots to Texans.																													
2012	Patriots	1	0	0	0	0	0	0	0.0	0.0	0	0	0	0	0	0	0	0	0	0	0	0	0	0	0	0			
2011	Panthers	12	12	19	13	6	2	0	1.0	0.0	2	0	0	0	0	0	0	1	0	0	0	0	0	0	0	0			
NFL TOTALS		74	29	110	75	35	11	35	6.5	46.5	16	0	0	0	0	0	3	3	0	0	0	0	0	0	0	0			

## TERRELL MCCLAIN - NFL POSTSEASON STATISTICS

		TACKLES										INTERCEPTIONS					FUMBLES					ST				MISC			
DATE	TEAM	GP	GS	TK	S	A	TFL	YDS	SK	YDS	QBH	NO	YDS	LG	TD	PD	FF	FR	YDS	TK	S	A	FF	FR	S	A			
2016	Cowboys	1	1	0	0	0	0	0	0.0	0.0	0	0	0	0	0	0	0	0	0	0	0	0	0	0	0	0			
2014	Cowboys	1	0	0	0	0	0	0	0.0	0.0	0	0	0	0	0	0	0	0	0	0	0	0	0	0	0	0			
2012	Texans	0	0	0	0	0	0	0	0.0	0.0	0	0	0	0	0	0	0	0	0	0	0	0	0	0	0	0			
NFL TOTALS		2	1	0	0	0	0	0	0.0	0.0	0	0	0	0	0	0	0	0	0	0	0	0	0	0	0	0			

### SINGLE-GAME HIGHS: DEFENSIVE

<b>Total Tackles</b>	7 vs. Dallas Cowboys, Oct 29, 2017	<b>Fumble Recoveries</b>	1 at Los Angeles Rams, Sep 17, 2017
	6 at New York Giants, Dec 11, 2016		1 vs. Seattle Seahawks, Sep 29, 2013
	6 vs. Cincinnati Bengals, Oct 09, 2016		...1 more at 1.
<b>Sacks</b>	1.5 vs. Cincinnati Bengals, Oct 09, 2016	<b>Tackles For Loss</b>	2 vs. New York Giants, Oct 19, 2014
	1.0 at Seattle Seahawks, Nov 05, 2017		1 at Seattle Seahawks, Nov 05, 2017
	1.0 at Kansas City Chiefs, Oct 02, 2017		1 vs. Dallas Cowboys, Oct 29, 2017
<b>Forced Fumbles</b>	...3 more at 1.0.		...7 more at 1.
	1 vs. Tampa Bay Buccaneers, Dec 18, 2016		
	1 vs. Philadelphia Eagles, Oct 30, 2016		
	...1 more at 1.		

## 2017 GAME-BY-GAME REGULAR SEASON STATISTICS (REDSKINS)

TACKLES										INTERCEPTIONS				FUMBLES			ST				MISC							
DATE	OPPONENT		TK	S	A	SK	YDS	TFL	YDS	QBH	NO	YDS	LG	TD	PD	FF	FR	YDS	TK	S	A	FF	FR		S	A	W/L	SCORE
09/10	EAGLES	P	2	1	1	0	0.0	0.0	0	0	0	0	0	0	0	0	0	0	0	0	0	0	0	0	0	0	L	17-30
09/17	at Rams	P	1	1	0	0.0	0.0	0	0	0	0	0	0	0	0	0	1	0	0	0	0	0	0	0	0	0	W	27-20
09/24	RAIDERS	P	0	0	0	0.0	0.0	0	0	0	0	0	0	0	0	0	0	0	0	0	0	0	0	0	0	0	W	27-10
10/02	at Chiefs	P	3	3	0	1.0	10.0	1	10	2	0	0	0	0	0	0	0	0	0	0	0	0	0	0	0	0	L	20-29
10/15	49ERS	P	0	0	0	0.0	0.0	0	0	0	0	0	0	0	0	0	0	0	0	0	0	0	0	0	0	0	W	26-24
10/23	at Eagles	P	1	1	0	0.0	0.0	0	0	0	0	0	0	0	0	0	0	0	0	0	0	0	0	0	0	0	L	24-34
10/29	COWBOYS	P	7	5	2	0.0	0.0	1	1	0	0	0	0	0	0	0	0	0	0	0	0	0	0	0	0	0	L	19-33
11/05	at Seahawks	S	5	5	0	1.0	8.0	1	8	1	0	0	0	0	0	0	0	0	0	0	0	0	0	0	0	0	W	17-14
11/12	VIKINGS	P	0	0	0	0.0	0.0	0	0	0	0	0	0	0	0	0	0	0	0	0	0	0	0	0	0	0	L	30-38
11/19	at Saints	S	0	0	0	0.0	0.0	0	0	0	0	0	0	0	0	0	0	0	0	0	0	0	0	0	0	0	L	31-34+
11/23	GIANTS										INACTIVE															W	20-10	
11/30	at Cowboys										INACTIVE															L	14-38	
12/10	at Chargers										INACTIVE															L	13-30	
12/17	CARDINALS										INACTIVE															W	20-15	
12/24	BRONCOS	P	0	0	0	0.0	0.0	0	0	0	0	0	0	0	0	0	0	0	0	0	0	0	0	0	0	0	W	27-11
12/31	at Giants	P	1	1	0	0.0	0.0	0	0	0	0	0	0	0	0	0	0	0	0	0	0	0	0	0	0	0	L	10-18
2017 TOTALS		12-2	20	17	3	2.0	18.0	3	19	3	0	0	0	0	0	0	1	0	0	0	0	0	0	0	0	0	0	7-9

+ - Overtime

## 2016 GAME-BY-GAME REGULAR SEASON STATISTICS (COWBOYS)

TACKLES											INTERCEPTIONS				FUMBLES			ST				MISC					
DATE	OPPONENT		TK	S	A	SK	YDS	TFL	YDS	QBH	NO	YDS	LG	TD	PD	FF	FR	YDS	TK	S	A	FF	FR	S	A	W/L	SCORE
09/11	GIANTS	S	5	2	3	0.0	0.0	1	1	0	0	0	0	0	0	0	0	0	0	0	0	0	0	0	0	L	19-20
09/18	at Redskins	S	3	2	1	0.0	0.0	0	0	1	0	0	0	0	0	0	0	0	0	0	0	0	0	0	0	W	27-23
09/25	BEARS	S	1	1	0	0.0	0.0	0	0	0	0	0	0	0	0	0	0	0	0	0	0	0	0	0	0	W	31-17
10/02	at 49ers	S	3	0	3	0.0	0.0	0	0	1	0	0	0	0	0	0	0	0	0	0	0	0	0	0	0	W	24-17
10/09	BENGALS	S	6	4	2	1.5	8.5	1	7	3	0	0	0	0	0	0	0	0	0	0	0	0	0	0	0	W	28-14
10/16	at Packers	S	3	3	0	0.0	0.0	1	2	0	0	0	0	0	0	0	0	0	0	0	0	0	0	0	0	W	30-16
10/30	EAGLES	S	2	2	0	0.0	0.0	0	0	0	0	0	0	0	0	1	0	0	0	0	0	0	0	0	0	W	29-23+
11/06	at Browns	S	2	1	1	0.0	0.0	0	0	1	0	0	0	0	0	0	0	0	0	0	0	0	0	0	0	W	35-10
11/13	at Steelers	S	3	1	2	0.0	0.0	0	0	0	0	0	0	0	0	0	0	0	0	0	0	0	0	0	0	W	35-30
11/20	RAVENS	S	2	0	2	0.0	0.0	0	0	0	0	0	0	0	0	0	0	0	0	0	0	0	0	0	0	W	27-17
11/24	REDSKINS	S	2	0	2	0.0	0.0	0	0	0	0	0	0	0	0	0	0	0	0	0	0	0	0	0	0	W	31-26
12/01	at Vikings	S	0	0	0	0.0	0.0	0	0	0	0	0	0	0	0	0	0	0	0	0	0	0	0	0	0	W	17-15
12/11	at Giants	S	6	4	2	0.0	0.0	0	0	0	0	0	0	0	0	0	0	0	0	0	0	0	0	0	0	L	7-10
12/18	BUCCANEERS	S	2	1	1	1.0	7.0	0	0	1	0	0	0	0	0	1	0	0	0	0	0	0	0	0	0	W	26-20
12/26	LIONS	S	0	0	0	0.0	0.0	0	0	0	0	0	0	0	0	0	0	0	0	0	0	0	0	0	0	W	42-21
01/01	at Eagles		INACTIVE																					L	13-27		
2016 TOTALS		15-15	40	21	19	2.5	15.5	3	10	7	0	0	0	0	0	2	0	0	0	0	0	0	0	0	0	13-3	

+ - Overtime

## 2015 GAME-BY-GAME REGULAR SEASON STATISTICS (COWBOYS)

			TACKLES							INTERCEPTIONS					FUMBLES			ST				MISC					
DATE	OPPONENT		TK	S	A	SK	YDS	TFL	YDS	QBH	NO	YDS	LG	TD	PD	FF	FR	YDS	TK	S	A	FF	FR	S	A	W/L	SCORE
09/13	GIANTS	P	2	2	0	0.0	0.0	0	0	0	0	0	0	0	0	0	0	0	0	0	0	0	0	0	0	W	27-26
09/20	at Eagles	P	0	0	0	0.0	0.0	0	0	0	0	0	0	0	0	0	0	0	0	0	0	0	0	0	0	W	20-10
2015 TOTALS	2-0		2	2	0	0.0	0.0	0	0	0	0	0	0	0	0	0	0	0	0	0	0	0	0	0	0	2-0	

## 2016 GAME-BY-GAME POSTSEASON STATISTICS (COWBOYS)


DATE	OPPONENT	TACKLES								INTERCEPTIONS					FUMBLES			ST				MISC				
		TK	S	A	SK	YDS	TFL	YDS	QBH	NO	YDS	LG	TD	PD	FF	FR	YDS	TK	S	A	FF	FR	S	A	W/L	SCORE
01/15	PACKERS	S	0	0	0	0.0	0.0	0	0	0	0	0	0	0	0	0	0	0	0	0	0	0	0	0	L	31-34
2016 TOTALS	1-1		0	0	0	0.0	0.0	0	0	0	0	0	0	0	0	0	0	0	0	0	0	0	0	0	0-1	

98

## TAKKARIST MCKINLEY

DEFENSIVE END

(2ND YEAR WITH FALCONS)



HOMETOWN: OAKLAND, CA

COLLEGE: UCLA

BIRTHDATE:

11/02/95

HEIGHT:

6'4"

WEIGHT:

230

NFL EXP:

2 YRS

ACQUIRED:

01/17

## 2017 (FALCONS)

- » Collared 20 tackles (15 solo) with nine quarterback hits, four tackles for loss, six sacks, two forced fumbles, and one pass defense in his rookie season.
- » Notched five tackles with two sacks, two tackles for loss, two quarterback hits and one pass defense in two postseason games.
- » Made his first start and dropped QB Matthew Stafford for his first career sack in a Week 3 win at Detroit.

## COLLEGE

- » Played in 34 games over three seasons at UCLA, totaling 102 tackles (80 solo) with 29 tackles for loss, 17 sacks, 10 passes defended, six forced fumbles, and one fumble recovery.
- » Earned first-team All Pac-12 honors in 2016, finishing the season with 10 sacks which ranked third in the Pac-12 and his 18 tackles for loss ranked second in the conference.
- » Appeared in 13 games and made 12 starts along the defensive line in 2015. Finished the year tied for 10th on the team in tackles (35), third on the team with 7.5 tackles for loss and 4.0 sacks.
- » Entered UCLA in the fall quarter of 2014, after

transferring from Contra Costa College. Saw action in 10 games, with one start, credited with six tackles, 3.5 for loss and 2.5 sacks.

- » Attended Contra Costa College and played one season of football. Was named first-team all-league after totaling 33 tackles, 18 for loss, and 10 sacks.

## PERSONAL

- » Played football for coach Mack Cariminer at Kennedy High School in Richmond, California. Credited with 60 tackles in his senior season and 11 sacks.
- » Totaled 15 sacks among his 50 tackles as a junior.
- » Was also a standout on the track, making it to the state meet in the 100 and 200 meter events in his junior and senior seasons.  
Full Name: Takkarist Jaune McKinley.
- » Son of Sylvester and Peggy Wiggins.
- » Born in Oakland, California.
- » Has one brother Sylvester III and a sister, Marie.
- » Ran a 10.58 100 meters in his first year running on the track.
- » Hobbies include running.
- » Afro-American Studies major.

## TRANSACTIONS

- » Selected by the Falcons in the first round (26th overall) of the 2017 NFL Draft.

## TAKKARIST MCKINLEY - NFL REGULAR SEASON STATISTICS

		TACKLES										INTERCEPTIONS						FUMBLES						ST				MISC			
DATE	TEAM	GP	GS	TK	S	A	TFL	YDS	SK	YDS	QBH	NO	YDS	LG	TD	PD	FF	FR	YDS	TK	S	A	FF	FR	S	A	FF	FR	S	A	
2017	Falcons	16	0	20	15	5	7	26	6.0	42.0	10	0	0	0	0	1	2	1	0	0	0	0	0	0	0	0	0	0	0	0	
NFL TOTALS		16	0	20	15	5	7	26	6.0	42.0	10	0	0	0	0	1	2	1	0	0	0	0	0	0	0	0	0	0	0	0	

## TAKKARIST MCKINLEY - NFL POSTSEASON STATISTICS

		TACKLES										INTERCEPTIONS						FUMBLES				ST				MISC				
DATE	TEAM	GP	GS	TK	S	A	TFL	YDS	SK	YDS	QBH	NO	YDS	LG	TD	PD	FF	FR	YDS	TK	S	A	FF	FR	S	A	FF	FR	S	A
2017	Falcons	2	0	5	4	1	2	13	2.0	13.0	2	0	0	0	0	1	0	0	0	0	0	0	0	0	0	0	0	0	0	0
NFL TOTALS		2	0	5	4	1	2	13	2.0	13.0	2	0	0	0	0	1	0	0	0	0	0	0	0	0	0	0	0	0	0	0

### SINGLE-GAME HIGHS: DEFENSIVE

<b>Total Tackles</b>	3 vs. Carolina Panthers, Dec 31, 2017 3 vs. Dallas Cowboys, Nov 12, 2017 2 vs. Minnesota Vikings, Dec 03, 2017 ...5 more at 2.	<b>Forced Fumbles</b>	1 at Tampa Bay Buccaneers, Dec 18, 2017 1 at New York Jets, Oct 29, 2017
<b>Sacks</b>	1.0 at Tampa Bay Buccaneers, Dec 18, 2017 1.0 vs. Minnesota Vikings, Dec 03, 2017 ...4 more at 1.0.	<b>Fumble Recoveries</b>	1 vs. Dallas Cowboys, Nov 12, 2017
<b>Passes Defensed</b>	1 at Detroit Lions, Sep 24, 2017	<b>Tackles For Loss</b>	2 at Detroit Lions, Sep 24, 2017 1 vs. Minnesota Vikings, Dec 03, 2017 1 vs. Tampa Bay Buccaneers, Nov 26, 2017 ...3 more at 1.

### SINGLE-GAME HIGHS - POSTSEASON: DEFENSIVE

<b>Total Tackles</b>	3 at Los Angeles Rams, Jan 06, 2018 2 at Philadelphia Eagles, Jan 13, 2018	<b>Passes Defensed</b>	1 at Los Angeles Rams, Jan 06, 2018
<b>Sacks</b>	1.0 at Philadelphia Eagles, Jan 13, 2018 1.0 at Los Angeles Rams, Jan 06, 2018	<b>Tackles For Loss</b>	1 at Philadelphia Eagles, Jan 13, 2018 1 at Los Angeles Rams, Jan 06, 2018

### 2017 GAME-BY-GAME REGULAR SEASON STATISTICS (FALCONS)

TACKLES										INTERCEPTIONS					FUMBLES			ST				MISC					
DATE	OPPONENT		TK	S	A	SK	YDS	TFL	YDS	QBH	NO	YDS	LG	TD	PD	FF	FR	YDS	TK	S	A	FF	FR	S	A	W/L	SCORE
09/10	at Bears	P	2	1	1	0.0	0.0	0	0	0	0	0	0	0	0	0	0	0	0	0	0	0	0	0	0	W	23-17
09/17	PACKERS	P	0	0	0	0.0	0.0	0	0	2	0	0	0	0	0	0	0	0	0	0	0	0	0	0	0	W	34-23
09/24	at Lions	P	2	2	0	1.0	3.0	2	7	1	0	0	0	0	1	0	0	0	0	0	0	0	0	0	0	W	30-26
10/01	BILLS	P	0	0	0	0.0	0.0	0	0	0	0	0	0	0	0	0	0	0	0	0	0	0	0	0	0	L	17-20
10/15	DOLPHINS	P	1	1	0	0.0	0.0	1	1	0	0	0	0	0	0	0	0	0	0	0	0	0	0	0	0	L	17-20
10/22	at Patriots	P	0	0	0	0.0	0.0	0	0	0	0	0	0	0	0	0	0	0	0	0	0	0	0	0	0	L	7-23
10/29	at Jets	P	2	2	0	1.0	7.0	1	1	2	0	0	0	0	0	1	0	0	0	0	0	0	0	0	0	W	25-20
11/05	at Panthers	P	0	0	0	0.0	0.0	0	0	0	0	0	0	0	0	0	0	0	0	0	0	0	0	0	0	L	17-20
11/12	COWBOYS	P	3	3	0	0.0	0.0	1	2	0	0	0	0	0	0	0	1	0	0	0	0	0	0	0	0	W	27-7
11/20	at Seahawks	P	2	2	0	1.0	10.0	0	0	2	0	0	0	0	0	0	0	0	0	0	0	0	0	0	0	W	34-31
11/26	BUCCANEERS	P	2	1	1	1.0	4.0	1	4	1	0	0	0	0	0	0	0	0	0	0	0	0	0	0	0	W	34-20
12/03	VIKINGS	P	2	1	1	1.0	11.0	1	11	1	0	0	0	0	0	0	0	0	0	0	0	0	0	0	0	L	9-14
12/07	SAINTS	P	0	0	0	0.0	0.0	0	0	0	0	0	0	0	0	0	0	0	0	0	0	0	0	0	0	W	20-17
12/18	at Buccaneers	P	1	1	0	1.0	7.0	0	0	1	0	0	0	0	0	1	0	0	0	0	0	0	0	0	0	W	24-21
12/24	at Saints	P	0	0	0	0.0	0.0	0	0	0	0	0	0	0	0	0	0	0	0	0	0	0	0	0	0	L	13-23
12/31	PANTHERS	P	3	1	2	0.0	0.0	0	0	0	0	0	0	0	0	0	0	0	0	0	0	0	0	0	0	W	22-10
2017 TOTALS			16-0	20	15	5	6.0	42.0	7	26	10	0	0	0	0	1	2	1	0	0	0	0	0	0	0	0	10-6

### 2017 GAME-BY-GAME POSTSEASON STATISTICS (FALCONS)


			TACKLES								INTERCEPTIONS					FUMBLES			ST				MISC				
DATE	OPPONENT		TK	S	A	SK	YDS	TFL	YDS	QBH	NO	YDS	LG	TD	PD	FF	FR	YDS	TK	S	A	FF	FR	S	A	W/L	SCORE
01/06	at Rams	P	3	2	1	1.0	5.0	1	5	1	0	0	0	0	1	0	0	0	0	0	0	0	0	0	0	W	26-13
01/13	at Eagles	P	2	2	0	1.0	8.0	1	8	1	0	0	0	0	0	0	0	0	0	0	0	0	0	0	0	L	10-15
2017 TOTALS			2-0	5	4	1	2.0	13.0	2	13	2	0	0	0	0	1	0	0	0	0	0	0	0	0	0	0	1-1

22

KEANU NEAL

SAFETY

(3RD YEAR WITH FALCONS)



HOMETOWN: BUSHNELL, FL

COLLEGE: FLORIDA

BIRTHDATE:  
07/26/95HEIGHT:  
6'1"WEIGHT:  
216NFL EXP:  
3 YRSACQUIRED:  
01'16

## 2017 (FALCONS)

- Recorded 113 tackles (81 solo) with three forced fumbles, four tackles for loss, two fumble recoveries, one interception and five passes defended this season in
- Named to his first Pro Bowl in 2017, replacing Malcolm Jenkins. Collared 13 tackles (11 solo) with one pass defense, one fumble recovery, and one tackle for loss in two postseason games.
- Recorded his first career interception in a Week 17 win over the Carolina Panthers, picking off QB Cam Newton.

## CAREER

- Has totaled 218 tackles (153 solo) with one interception, eight forced fumbles, three fumble recoveries and 14 passes defended in two seasons.
- Started all 14 games in which he played. His 105 total tackles (72 solo) ranked second to fellow rookie Deion Jones for the team lead. Ranked second to Jones in tackles among all rookies. Also added two tackles for loss, five forced fumbles, one fumble recovery and seven passes defended.
- His five forced fumbles were the most by a defensive back since Dwight Lowery had five in 2008.
- Made his playoff debut with a team-high nine tackles (eight solo) in Atlanta's Divisional Round win over Seattle.

## COLLEGE

- Started 19 of the 34 games he played in during his three years as a Gator. During his first year as a starter in 2014 he racked up 45 total tackles and three interceptions, which was the second highest total on the team. Two of those interceptions that season came against the University of Kentucky, which became a new career high for most interceptions in a game.
- Played in 12 games and started 11 times at safety as a senior in 2015. Finished third on the team with 96 total tackles, including a team-high 51 solo tackles. Had 3.5 tackles-for-loss and 2.0 sacks on the year. Posted a career high 14 tackles against Tennessee and at LSU. Led the team in tackles five times on the season.
- Played in 10 games, starting eight times at safety in 2014. Totaled 45 tackles on the season and ranked second with three interceptions. Earned Honorable Mention CFPA Defensive Back of the Week honors after his performance at Alabama, leading the team with 10 tackles while forcing a fumble and returning a fumble 49 yards for a touchdown. Also led the team in tackles against Missouri (10 tackles) and East Carolina (8). Named to the SEC Academic Honor Roll.
- Played in all 12 games as a true freshman in 2013. Was a key member on special teams who tied for the team lead with five special teams tackles. Also saw time as a backup at safety.
- Joined Florida teammate Vernon Hargreaves III to become the second set of SEC defensive backs from the same school to be selected during the first round of the NFL Draft.

## TRANSACTIONS

- Selected by the Falcons in the first round (17th overall) of the 2016 NFL Draft.

## KEANU NEAL - NFL REGULAR SEASON STATISTICS

		TACKLES								INTERCEPTIONS								FUMBLES				ST				MISC			
DATE	TEAM	GP	GS	TK	S	A	TFL	YDS	SK	YDS	QBH	NO	YDS	LG	TD	PD	FF	FR	YDS	TK	S	A	FF	FR	S	A			
2017	Falcons	16	16	113	81	32	4	7	0.0	0.0	0	1	19	19	0	6	3	2	0	3	2	1	0	0	0	0			
2016	Falcons	14	14	105	72	33	2	2	0.0	0.0	0	0	0	0	0	9	5	1	0	1	0	1	0	0	0	0			
NFL TOTALS		30	30	218	153	65	6	9	0.0	0.0	0	1	19	19	0	15	8	3	0	4	2	2	0	0	0	0			

## KEANU NEAL - NFL POSTSEASON STATISTICS

TACKLES										INTERCEPTIONS							FUMBLES					ST					MISC		
DATE	TEAM	GP	GS	TK	S	A	TFL	YDS	SK	YDS	QBH	NO	YDS	LG	TD	PD	FF	FR	YDS	TK	S	A	FF	FR	S	A			
2017	Falcons	2	2	13	11	2	1	1	0.0	0.0	0	0	0	0	0	1	0	1	0	1	0	1	0	0	0	0			
2016	Falcons	3	3	28	22	6	0	0	0.0	0.0	1	0	0	0	0	0	0	0	0	2	2	0	1	0	0	0			
NFL TOTALS		5	5	41	33	8	1	1	0.0	0.0	1	0	0	0	0	1	0	1	0	3	2	1	0	0	0	0			



# SINGLE-GAME HIGHS: DEFENSIVE

<b>Total Tackles</b>	11 at Seattle Seahawks, Oct 16, 2016 10 at New Orleans Saints, Dec 24, 2017 10 at New England Patriots, Oct 22, 2017 ...1 more at 10.
<b>Passes Defensed</b>	2 vs. Tampa Bay Buccaneers, Nov 26, 2017 2 vs. New Orleans Saints, Jan 01, 2017 ...1 more at 2.
<b>Forced Fumbles</b>	2 at Carolina Panthers, Nov 05, 2017 1 at Tampa Bay Buccaneers, Dec 18, 2017 1 vs. New Orleans Saints, Jan 01, 2017 ...4 more at 1.
<b>Fumble Recoveries</b>	1 at Tampa Bay Buccaneers, Dec 18, 2017 1 at Carolina Panthers, Nov 05, 2017 ...1 more at 1.

<b>Tackles For Loss</b>	2 at New Orleans Saints, Dec 24, 2017 1 vs. Carolina Panthers, Dec 31, 2017 1 vs. Green Bay Packers, Sep 17, 2017 ...2 more at 1.
<b>Interceptions</b>	1 vs. Carolina Panthers, Dec 31, 2017
<b>Interception Return Yards</b>	19 vs. Carolina Panthers, Dec 31, 2017
<b>Special Teams Tackles</b>	1 vs. Carolina Panthers, Dec 31, 2017 1 at Tampa Bay Buccaneers, Dec 18, 2017 ...2 more at 1.

# SINGLE-GAME HIGHS - POSTSEASON: DEFENSIVE

<b>Total Tackles</b>	13 vs. New England Patriots, Feb 05, 2017 9 vs. Seattle Seahawks, Jan 14, 2017 7 at Los Angeles Rams, Jan 06, 2018
<b>Passes Defensed</b>	1 at Los Angeles Rams, Jan 06, 2018
<b>Fumble Recoveries</b>	1 at Philadelphia Eagles, Jan 13, 2018

<b>Tackles For Loss</b>	1 at Philadelphia Eagles, Jan 13, 2018
<b>Special Teams Tackles</b>	2 vs. Seattle Seahawks, Jan 14, 2017 1 at Los Angeles Rams, Jan 06, 2018

# 2017 GAME-BY-GAME REGULAR SEASON STATISTICS (FALCONS)

DATE	OPPONENT	TACKLES										INTERCEPTIONS				FUMBLES			ST				MISC			SCORE
		TK	S	A	SK	YDS	TFL	YDS	QBH	NO	YDS	LG	TD	PD	FF	FR	YDS	TK	S	A	FF	FR	S	A	W/L	
09/10	at Bears	S	5	4	1	0.0	0.0	0	0	0	0	0	0	0	0	0	0	0	0	0	0	0	0	0	W	23-17
09/17	PACKERS	S	7	5	2	0.0	0.0	1	2	0	0	0	0	0	0	0	0	0	0	0	0	0	0	0	W	34-23
09/24	at Lions	S	5	4	1	0.0	0.0	0	0	0	0	0	0	0	0	0	0	0	0	0	0	0	0	0	W	30-26
10/01	BILLS	S	7	4	3	0.0	0.0	0	0	0	0	0	0	1	0	0	0	0	0	0	0	0	0	0	L	17-23
10/15	DOLPHINS	S	8	7	1	0.0	0.0	0	0	0	0	0	0	0	0	0	0	0	0	0	0	0	0	0	L	17-20
10/22	at Patriots	S	10	6	4	0.0	0.0	0	0	0	0	0	0	1	0	0	0	0	0	0	0	0	0	0	L	7-23
10/29	at Jets	S	9	8	1	0.0	0.0	0	0	0	0	0	0	0	0	0	0	0	0	0	0	0	0	0	W	25-20
11/05	at Panthers	S	8	6	2	0.0	0.0	0	0	0	0	0	0	0	2	1	0	0	0	0	0	0	0	0	L	17-20
11/12	COWBOYS	S	6	5	1	0.0	0.0	0	0	0	0	0	0	0	0	0	0	0	0	0	0	0	0	0	W	27-7
11/20	at Seahawks	S	9	5	4	0.0	0.0	0	0	0	0	0	0	0	0	0	0	0	0	0	0	0	0	0	W	34-31
11/26	BUCCANEERS	S	8	6	2	0.0	0.0	0	0	0	0	0	0	2	0	0	0	0	0	0	0	0	0	0	W	34-20
12/03	VIKINGS	S	9	5	4	0.0	0.0	0	0	0	0	0	0	0	0	0	0	1	0	1	0	0	0	0	L	9-14
12/07	SAINTS	S	4	2	2	0.0	0.0	0	0	0	0	0	0	0	0	0	0	0	0	0	0	0	0	0	W	20-17
12/18	at Buccaneers	S	4	3	1	0.0	0.0	0	0	0	0	0	0	0	1	1	0	1	1	0	0	0	0	0	W	24-21
12/24	at Saints	S	10	8	2	0.0	0.0	2	3	0	0	0	0	1	0	0	0	0	0	0	0	0	0	0	L	13-23
12/31	PANTHERS	S	4	3	1	0.0	0.0	1	2	0	1	19	19	0	1	0	0	0	1	1	0	0	0	0	W	22-10
2017 TOTALS		16-16	113	81	32	0.0	0.0	4	7	0	1	19	19	0	6	3	2	0	3	2	1	0	0	0	10-6	

# 2016 GAME-BY-GAME REGULAR SEASON STATISTICS (FALCONS)

DATE	OPPONENT	TACKLES										INTERCEPTIONS				FUMBLES			ST				MISC			SCORE
		TK	S	A	SK	YDS	TFL	YDS	QBH	NO	YDS	LG	TD	PD	FF	FR	YDS	TK	S	A	FF	FR	S	A	W/L	
09/11	BUCCANEERS									INACTIVE															L	24-31
09/18	at Raiders									INACTIVE															W	35-28
09/26	at Saints	S	4	3	1	0.0	0.0	0	0	0	0	0	0	1	0	0	0	0	0	0	0	0	0	0	W	45-32
10/02	PANTHERS	S	9	6	3	0.0	0.0	0	0	0	0	0	0	0	0	0	0	0	0	0	0	0	0	0	W	48-33
10/09	at Broncos	S	8	6	2	0.0	0.0	0	0	0	0	0	0	0	1	0	0	0	0	0	0	0	0	0	W	23-16
10/16	at Seahawks	S	11	5	6	0.0	0.0	0	0	0	0	0	0	1	1	0	0	0	0	0	0	0	0	0	L	24-26
10/23	CHARGERS	S	9	7	2	0.0	0.0	1	1	0	0	0	0	0	0	0	0	0	0	0	0	0	0	0	L	30-33+
10/30	PACKERS	S	8	4	4	0.0	0.0	0	0	0	0	0	0	0	1	0	0	0	0	0	0	0	0	0	W	33-32
11/03	at Buccaneers	S	8	6	2	0.0	0.0	0	0	0	0	0	0	0	0	0	0	0	0	0	0	0	0	0	W	43-28
11/13	at Eagles	S	9	9	0	0.0	0.0	1	1	0	0	0	0	1	1	0	0	0	0	0	0	0	0	0	L	15-24
11/27	CARDINALS	S	6	4	2	0.0	0.0	0	0	0	0	0	0	0	0	0	0	0	0	0	0	0	0	0	W	38-19
12/04	CHIEFS	S	7	3	4	0.0	0.0	0	0	0	0	0	0	0	0	0	0	0	0	0	0	0	0	0	L	28-29
12/11	at Rams	S	8	6	2	0.0	0.0	0	0	0	0	0	0	1	0	0	0	0	0	0	0	0	0	0	W	42-14
12/18	49ERS	S	10	5	5	0.0	0.0	0	0	0	0	0	0	2	0	1	0	1	0	1	0	0	0	0	W	41-13
12/24	at Panthers	S	3	3	0	0.0	0.0	0	0	0	0	0	0	1	0	0	0	0	0	0	0	0	0	0	W	33-16
01/01	SAINTS	S	5	5	0	0.0	0.0	0	0	0	0	0	0	2	1	0	0	0	0	0	0	0	0	0	W	38-32
2016 TOTALS		14-14	105	72	33	0.0	0.0	2	2	0	0	0	0	9	5	1	0	1	0	1	0	0	0	0	11-5	

+ - Overtime

2017 GAME-BY-GAME POSTSEASON STATISTICS (FALCONS)																												
		TACKLES								INTERCEPTIONS						FUMBLES			ST					MISC				
DATE	OPPONENT	TK	S	A	SK	YDS	TFL	YDS	QBH	NO	YDS	LG	TD	PD	FF	FR	YDS	TK	S	A	FF	FR	S	A	W/L	SCORE		
01/06 at Rams	S	7	6	1	0.0	0.0	0	0	0	0	0	0	0	1	0	0	0	1	0	1	0	0	0	0	W	26-13		
01/13 at Eagles	S	6	5	1	0.0	0.0	1	1	0	0	0	0	0	0	0	1	0	0	0	0	0	0	0	0	L	10-15		
2017 TOTALS		2-2	13	11	2	0.0	0.0	1	1	0	0	0	0	1	0	1	0	1	0	1	0	0	0	0	0	1-1		


2016 GAME-BY-GAME POSTSEASON STATISTICS (FALCONS)																												
		TACKLES								INTERCEPTIONS						FUMBLES			ST					MISC				
DATE	OPPONENT	TK	S	A	SK	YDS	TFL	YDS	QBH	NO	YDS	LG	TD	PD	FF	FR	YDS	TK	S	A	FF	FR	S	A	W/L	SCORE		
01/14	SEAHAWKS	S	9	8	1	0.0	0.0	0	0	1	0	0	0	0	0	0	0	2	2	0	0	0	0	0	W	36-20		
01/22	PACKERS	S	6	5	1	0.0	0.0	0	0	0	0	0	0	0	0	0	0	0	0	0	0	0	0	W	44-21			
02/05	PATRIOTS	S	13	9	4	0.0	0.0	0	0	0	0	0	0	0	0	0	0	0	0	0	0	0	0	L	28-34+			
2016 TOTALS		3-3	28	22	6	0.0	0.0	0	0	1	0	0	0	0	0	0	0	2	2	0	0	0	0	0	2-1			
+ - Overtime																												

20

ISAIAH OLIVER

DEFENSIVE BACK

(R ON FALCONS)

HOMETOWN: *GOODYEAR, ARIZ.*COLLEGE: *COLORADO*BIRTHDATE:  
**09 / 30 / 96**HEIGHT:  
**6'1"**WEIGHT:  
**195**NFL EXP:  
**ROOKIE**ACQUIRED:  
**02 '18****COLLEGE**

- » The ninth player in the University of Colorado's history to declare for the NFL draft after his junior season, Oliver recorded 82 total tackles, 32 passes defended - 10th most in school history - and three interceptions.
- » In 2017, earned first-team All-Pac-12 honors after playing and starting in 10 games and recording 26 total tackles, two interceptions, and 13 passes defended.
- » Played in all 13 games as a sophomore -starting two, at Oregon and versus Utah - in addition to starting in the Alamo Bowl. Was a mainstay in the secondary playing 440 snaps at cornerback. Named the team's Bill McCartney Award recipient, honoring a player for special teams' achievement. Recorded 25 tackles on the year, broke up 13 passes to tie for third on the team, and recorded eight third-down stops.
- » Saw action in all 13 games during his freshman season in Boulder, including three starts. Recorded 19 tackles (16 solo), with six passes defended, and five third-down stops.

**PERSONAL**

- » Competed for two seasons in the decathlon on CU's outdoor track team, and was a two-time All-Pac-12 performer in the event. As a sophomore (2017), he finished fourth at the Pac-12 Championships with

7,394 points (just 136 out of the lead), and he won the 100-meter (10.82) and 400-meter (48.15) dashes as well as the long jump (24-1) while placing second in the 110-hurdles (14.36) and the shot put (42-2) and third in the discus (121-7).

- » As a sophomore in the California Invitational, he had posted the highest score by a CU decathlete in 43 years in rolling up 7,331 points - finishing third - until topping it at the Pac-12 multis with 7,394.
- » His father, Muhammad, played cornerback at the University of Oregon and was a world-class decathlete and an NCAA track All-American. He was selected in the ninth round of the 1992 NFL Draft by the Denver Broncos and played five seasons in the league with five teams (Denver, Green Bay, Kansas City, Miami, and Washington).
- » His uncle, Damon Mays, was a wide receiver at Missouri played in the NFL with Houston and Washington.
- » Earned first-team All-State and All-Section honors as a senior at Brophy Prep, when he also garnered All-Arizona Super Top 25 honors and was ranked as the No. 19 overall prospect in the state of Arizona (Scout.com; No. 24 by the Arizona Republic). Blocked an incredible nine kicks (field goals or extra points) during his high school career.
- » Majoring in Strategic Communication with a minor in Business at Colorado.

**TRANSACTIONS**


- » Selected by the Atlanta Falcons in the second round (58th overall) of the 2018 NFL Draft.

54

FOYESADE OLUOKUN

LINEBACKER

(1ST ON FALCONS)



HOMETOWN: ST. LOUIS, MO

COLLEGE: YALE

BIRTHDATE:  
08 / 02 / 95HEIGHT:  
6'2"WEIGHT:  
215NFL EXP:  
ROOKIEACQUIRED:  
06B '18

## COLLEGE

- » Played in 42 total games for the Bulldogs and tallied 271 total tackles, 13.5 tackles for loss, and four interceptions.
- » Last season, he was selected to the All-Ivy League second-team and won the Robert Gardner Anderson Award after recording 50 total tackles, which was the second highest on the team. Oluokun also recorded three sacks, two forced fumbles, and one interception.
- » Made 75 total stops in 2016, earning Ivy League Honor Roll in games against Cornell and Princeton.
- » Played in just three games before suffering an injury in 2015. Blocked two FG attempts with eight tackles and two pass breakups.

» Earned second-team All-Ivy League honors after playing in all 10 games and tallying a team-high 79 total tackles (36 solo) with two interceptions, one blocked kick, two pass breakups, and 1.5 tackles for a loss in 2014.

» Named a second-team All-Ivy League performer after starting all 10 games during his freshman season. Received Yale's Charles Loftus Award for the most valuable freshman, posting 59 tackles, one tackle for loss, and four pass breakups.

## PERSONAL

» Named all-league, all-district, and first-team all-state during his senior year at Johns Burroughs High School. Earned eight varsity letters between football and basketball and was a team captain, all-league, and all-district in basketball.

## TRANSACTIONS

- » Selected by the Atlanta Falcons as the second of two sixth-round picks (200th overall) of the 2018 NFL Draft.

30

RICKY ORTIZ

FULLBACK

(1ST YEAR WITH FALCONS)



HOMETOWN: MORENO VALLEY, CALIF.

COLLEGE: OREGON STATE

BIRTHDATE: 04 / 15 / 94

HEIGHT: 6'0"

WEIGHT: 230

NFL EXP: 1 YRS

ACQUIRED: FA '18

CAREER

- » Participated on Baltimore Ravens' practice squad before being placed on injure reserved on Oct. 4, 2017.
- » In 2015, played linebacker in all 11 games, starting one, and received Pac-12 All-Academic honorable mention accolades.
- » In 2014, was named the starting fullback during fall camp and finished the season with 12 receptions for 90 yards.

COLLEGE

- » Played 47 career games at Oregon State from tight end to fullback to linebacker. Earned eight career starts and was a Beaver elite on special teams coverage all four years.
- » In 2016, shifted from linebacker to tight end/H-back, playing 11 games (six starts) totaling five receptions for 34 yards.

PERSONAL

- » Attended Mater Dei High School (Corona, Calif.) where he was an honor roll member all four years and a member of the National Scholastic Football Foundation.
- » Son of Richard Ortiz and Tina Ganci and a co-owner in the avocado business.

TRANSACTIONS

- » Signed by the Baltimore Ravens as a college free agent after the 2017 NFL Draft.
- » Cut from the Baltimore Ravens on Sept. 2, 2017.
- » Signed to the Baltimore Ravens practice squad on Sept. 3, 2017.
- » Cut from the Baltimore Ravens on May 7, 2018.
- » Signed as a free agent by the Atlanta Falcons on May 23, 2018.

RICKY ORTIZ - NFL REGULAR SEASON STATISTICS

		RUSHING							RECEIVING					
DATE	TEAM	GP	GS	NO.	YDS.	AVG.	LG	TD	NO.	YDS	AVG	LG	TD	
2017	Ravens	0	0	0	0	0.0	0	0	0	0	0.0	0	0	
NFL TOTALS		0	0	0	0	0.0	0	0	0	0	0.0	0	0	

RICKY ORTIZ - NFL REGULAR SEASON RETURN STATISTICS


KICKOFF RETURNS							PUNT RETURNS						
DATE	TEAM	RET.	YDS.	AVG.	LG	TD	NO.	FC	YDS	AVG	LG	TD	
2017	Ravens	0	0	0.0	0	0	0	0	0	0.0	0	0	
NFL TOTALS		0	0	0.0	0	0	0	0	0	0.0	0	0	

82

LOGAN PAULSEN

TIGHT END

(1ST YEAR WITH FALCONS)

HOMETOWN: *NORTHRIDGE, CA*COLLEGE: *UCLA*

BIRTHDATE:

02 / 26 / 87

HEIGHT:

6'5"

WEIGHT:

268

NFL EXP:

9 YRS

ACQUIRED:

FA '18

## 2017 (49ERS)

- » Played in 14 games with one start.

## CAREER

- » Appeared in 16 games, including 12 starts, for the Chicago Bears in 2016 and totaled 3 receptions for 15 yards.
- » Missed the entire 2015 season after being placed on Injured Reserve List on 8/15 with a toe injury.
- » Appeared in all 16 games with 12 starts in 2014 and recorded 13 receptions for 78 yards and one touchdown. Hauled in a 16-yard TD pass from QB Colt McCoy at Indianapolis (11/30).
- » Appeared in all 16 games, making 14 starts, for Washington in 2013. Registered a career-high 28 receptions for 267 yards and three touchdowns.
- » Saw action in all 16 games with 10 starts and recorded 25 receptions for 308 yards with one touchdown in 2012. Caught a 17-yard touchdown from QB Robert Griffin III vs. Phi. (11/18).
- » In 2012, he totaled two receptions for 15 yards and one touchdown vs. Seattle in NFC Wild Card playoff game, hauling in a 4-yard touchdown pass.
- » Appeared in all 16 games for the first time in his career, while making 10 starts, in 2011. Totaled 11 receptions for 138 yards.
- » Saw action in 11 games and recorded two receptions for 10 yards and one touchdown as a rookie in 2010.

## COLLEGE

- » Appeared in 46 games (39 starts) during his career at UCLA and recorded 71 receptions for 888 yards and one touchdown.
- » As a fifth-year senior in 2009, was named a team captain and registered 29 receptions for 362 yards in 13 starts. Appeared in one game in 2008 before being injured and redshirting that season.
- » As a junior in 2007, started all 13 games and recorded 12 receptions for 144 yds. and one touchdown.

- » Appeared in all 13 games as a sophomore and registered 27 receptions for 331 yards.
- » Saw action in six games as a freshman in 2005 and recorded two receptions for 33 yds.

## PERSONAL

- » Double majored in history and political science at UCLA.
- » Attended Chaminade College Preparatory (West Hills, CA) School, where he lettered three seasons as a tight end, defensive end and punter. As a senior, he made 36 receptions for 513 yards and two touchdowns on offense and 37 tackles, 9.0 sacks and 15 TFLs on defense.
- » Son of James and Susan Paulsen, and has one brother, Hunter.
- » Born Logan Sindre Paulsen (2/26/87) in Northridge, CA.
- » Growing up in Northridge, CA, sports were always a part of Paulsen's life. With soccer dominating most of his childhood, it wasn't until middle school that he took up flag football. Once he got to high school, Paulsen had to choose only one to play because he didn't have time to play both club soccer and high school football. Paulsen didn't expect football to become such a large part of his life until his junior year of high school when he started receiving scholarship offers. However, choosing a college was as much about academics as it was about football. Paulsen's father graduated from MIT and his uncle graduated from Harvard. Paulsen narrowed his choices down to UCLA, Stanford, and Duke before ultimately deciding to become a Bruin. "I always wanted to go to UCLA growing up," Paulsen said in 2012. "Really it was a no-decision."
- » Paulsen was an active member of the community during his six years in the Washington Redskins organization. In 2015, he hosted a flag football kickoff event for Special Olympics Virginia. In 2013, Paulsen participated in the Salute to Play 60 Military Challenge event at Joint Base Andrews and has helped distribute coats, gloves, and hats to underserved kids from the Washington, D.C. area.

## TRANSACTIONS

- » Originally signed as an undrafted free agent by Washington following the 2010 NFL Draft.
- » Signed a three-year deal with Washington through 2015 on March 11, 2011.
- » Signed a one-year deal with Washington on March 11, 2013. Released by Washington on September 3, 2016.
- » Signed by the Chicago Bears on September 4, 2016.
- » Signed a one-year deal with the San Francisco 49ers on March 10, 2017.
- » Signed a one-year deal with the Atlanta Falcons on March 21, 2018.

## LOGAN PAULSEN - NFL REGULAR SEASON STATISTICS

DATE	TEAM	GP	GS	RECEIVING					RUSHING				
				NO.	YDS	AVG	LG	TD	NO.	YDS.	AVG.	LG	TD
2017	49ers	14	1	0	0	0.0	0	0	0	0	0.0	0	0
2016	Bears	16	12	3	15	5.0	7	0	0	0	0.0	0	0
2014	Redskins	16	12	13	78	6.0	16t	1	0	0	0.0	0	0
2013	Redskins	16	14	28	267	9.5	33	3	0	0	0.0	0	0
2012	Redskins	16	10	25	308	12.3	31	1	0	0	0.0	0	0
2011	Redskins	16	6	11	138	12.5	24	0	0	0	0.0	0	0
2010	Redskins	11	0	2	10	5.0	9	1	0	0	0.0	0	0
NFL TOTALS		105	55	82	816	10.0	33	6	0	0	0.0	0	0

## LOGAN PAULSEN - NFL POSTSEASON STATISTICS

DATE	TEAM	GP	GS	RECEIVING					RUSHING				
				NO.	YDS	AVG	LG	TD	NO.	YDS.	AVG.	LG	TD
2012	Redskins	1	1	2	15	7.5	11	1	0	0	0.0	0	0
NFL TOTALS		1	1	2	15	7.5	11	1	0	0	0.0	0	0

### SINGLE-GAME HIGHS: RUSHING/RECEIVING

<b>Receptions</b>	5 vs. Carolina Panthers, Nov 04, 2012 4 at New York Giants, Dec 29, 2013 4 vs. Detroit Lions, Sep 22, 2013 ...3 more at 4.	<b>Kickoff Return Yards</b>	10 vs. Dallas Cowboys, Dec 28, 2014 7 at New York Giants, Dec 18, 2011
<b>Receiving Yards</b>	76 at New York Giants, Oct 21, 2012 59 vs. Carolina Panthers, Nov 04, 2012 51 vs. Detroit Lions, Sep 22, 2013	<b>Longest Kickoff Return</b>	10 vs. Dallas Cowboys, Dec 28, 2014 7 at New York Giants, Dec 18, 2011
<b>Longest Receptions</b>	33 at Oakland Raiders, Sep 29, 2013 31 at Pittsburgh Steelers, Oct 28, 2012 27 vs. Kansas City Chiefs, Dec 08, 2013	<b>Special Teams Tackles</b>	1 at Houston Texans, Sep 11, 2016 1 at Atlanta Falcons, Dec 15, 2013 ...1 more at 1.
<b>Receiving TDs</b>	1 at Indianapolis Colts, Nov 30, 2014 1 vs. Kansas City Chiefs, Dec 08, 2013 ...4 more at 1.	<b>Miscellaneous Tackles</b>	2 vs. New York Giants, Sep 25, 2014 2 at Atlanta Falcons, Dec 15, 2013 1 at Houston Texans, Sep 11, 2016 ...3 more at 1.
<b>All-purpose yards</b>	76 at New York Giants, Oct 21, 2012 59 vs. Carolina Panthers, Nov 04, 2012 51 vs. Detroit Lions, Sep 22, 2013	<b>Most TDs</b>	1 at Indianapolis Colts, Nov 30, 2014 1 vs. Kansas City Chiefs, Dec 08, 2013 ...4 more at 1.
<b>Kickoff Returns</b>	1 vs. Dallas Cowboys, Dec 28, 2014 1 at New York Giants, Dec 18, 2011 ...1 more at 1.		

### SINGLE-GAME HIGHS - POSTSEASON: RUSHING/RECEIVING

<b>Receptions</b>	2 vs. Seattle Seahawks, Jan 06, 2013	<b>Receiving TDs</b>	1 vs. Seattle Seahawks, Jan 06, 2013
<b>Receiving Yards</b>	15 vs. Seattle Seahawks, Jan 06, 2013	<b>All-purpose yards</b>	15 vs. Seattle Seahawks, Jan 06, 2013
<b>Longest Receptions</b>	11 vs. Seattle Seahawks, Jan 06, 2013 4t vs. Seattle Seahawks, Jan 06, 2013	<b>Most TDs</b>	1 vs. Seattle Seahawks, Jan 06, 2013

## 2017 GAME-BY-GAME REGULAR SEASON STATISTICS (49ERS)

DATE	OPPONENT	P/S	RECEIVING				RUSHING				TD	W/L	SCORE
			NO	YDS	LG	TD	ATT	YDS	LG				
09/10	PANTHERS	P	0	0	0	0	0	0	0	0	0	L	3-23
09/17	at Seahawks	P	0	0	0	0	0	0	0	0	0	L	9-12
09/21	RAMS	P	0	0	0	0	0	0	0	0	0	L	39-41
10/01	at Cardinals	P	0	0	0	0	0	0	0	0	0	L	15-18+
10/08	at Colts	P	0	0	0	0	0	0	0	0	0	L	23-26+
10/15	at Redskins	P	0	0	0	0	0	0	0	0	0	L	24-26
10/22	COWBOYS	P	0	0	0	0	0	0	0	0	0	L	10-40
11/12	GIANTS	P	0	0	0	0	0	0	0	0	0	W	31-21
11/26	SEAHAWKS	P	0	0	0	0	0	0	0	0	0	L	13-24
12/03	at Bears	P	0	0	0	0	0	0	0	0	0	W	15-14
12/10	at Texans	P	0	0	0	0	0	0	0	0	0	W	26-16
12/17	TITANS	P	0	0	0	0	0	0	0	0	0	W	25-23
12/24	JAGUARS	P	0	0	0	0	0	0	0	0	0	W	44-33
12/31	at Rams	S	0	0	0	0	0	0	0	0	0	W	34-13
2017 TOTALS		14-1	0	0	0	0	0	0	0	0	0	6-8	

+ - Overtime

## 2016 GAME-BY-GAME REGULAR SEASON STATISTICS (BEARS)

DATE	OPPONENT	P/S	RECEIVING				RUSHING				TD	W/L	SCORE
			NO	YDS	LG	TD	ATT	YDS	LG				
09/11	at Texans	S	0	0	0	0	0	0	0	0	0	L	14-23
09/19	EAGLES	S	0	0	0	0	0	0	0	0	0	L	14-29
09/25	at Cowboys	P	0	0	0	0	0	0	0	0	0	L	17-31
10/02	LIONS	S	2	10	7	0	0	0	0	0	0	W	17-14
10/09	at Colts	S	0	0	0	0	0	0	0	0	0	L	23-29
10/16	JAGUARS	S	0	0	0	0	0	0	0	0	0	L	16-17
10/20	at Packers	S	0	0	0	0	0	0	0	0	0	L	10-26
10/31	VIKINGS	S	1	5	5	0	0	0	0	0	0	W	20-10
11/13	at Buccaneers	S	0	0	0	0	0	0	0	0	0	L	10-36
11/20	at Giants	S	0	0	0	0	0	0	0	0	0	L	16-22
11/27	TITANS	S	0	0	0	0	0	0	0	0	0	L	21-27
12/04	49ERS	S	0	0	0	0	0	0	0	0	0	W	26-6
12/11	at Lions	P	0	0	0	0	0	0	0	0	0	L	17-20
12/18	PACKERS	P	0	0	0	0	0	0	0	0	0	L	27-30
12/24	REDSKINS	S	0	0	0	0	0	0	0	0	0	L	21-41
01/01	at Vikings	P	0	0	0	0	0	0	0	0	0	L	10-38
2016 TOTALS		16-12	3	15	7	0	0	0	0	0	0	5-13	



34

BRIAN POOLE

CORNERBACK

(3RD YEAR WITH FALCONS)

HOMETOWN: *BRADENTON, FL*COLLEGE: *FLORIDA*BIRTHDATE:  
**10 / 20 / 92**HEIGHT:  
**5'10"**WEIGHT:  
**211**NFL EXP:  
**3 YRS**ACQUIRED:  
**CFA '16****2017 (FALCONS)**

- » Collared 64 tackles (49 solo) while adding one sack, two tackles for loss, three quarterback hits, and three passes defended.
- » Made seven stops (six solo) two postseason games.

**CAREER**

- » In two seasons, has played in 31 games with 12 starts while totaling 122 tackles (91 solo) with two sacks, one interception, two fumble recoveries, and 12 passes defended.
- » Played in all 16 games with nine starts after making the team as a college free agent in 2016. Recorded 57 tackles (41 solo), nine passes defended, three tackles for loss, one sack, and two fumble recoveries.
- » Played 49 of 75 defensive snaps at Oakland (9/18). Collared four total tackles (three solo) and added one tackle on special teams. According to Pro Football Focus, allowed two receptions for 12 yards on three targets.

- » Posted the first sack of his career against Arizona (11/27/16). Dropped QB Carson Palmer for an eight-yard loss on a second-down play in the fourth quarter.

**COLLEGE**

- » Played in all 14 games and started six times at the nickel position in 2015...Totalled 40 tackles on the season and was second on the team with 10 pass breakups...Also had 3.5 tackles-for-loss and recovered a fumble.
- » In 2014, he played in all 12 games and started 10 times...Played corner and nickel positions...Totalled 45 tackles and led the team with four interceptions on the year...Ranked fifth in the SEC in passes defended per game (1.17).

**PERSONAL**

- » Participant in the 2012 Under Armour All-American Game...Selected to the AP Class 5A All-State First Team.
- » Led Southeast High School to the regional finals and a 7-3 record as a senior.

**TRANSACTIONS**

- » Signed by the Atlanta Falcons as a college free agent following the 2016 NFL Draft.

**BRIAN POOLE - NFL REGULAR SEASON STATISTICS**

TACKLES										INTERCEPTIONS					FUMBLES					ST					MISC				
DATE	TEAM	GP	GS	TK	S	A	TFL	YDS	SK	YDS	QBH	NO	YDS	LG	TD	PD	FF	FR	YDS	TK	S	A	FF	FR	S	A			
2017	Falcons	15	3	63	49	14	2	13	1.0	12.0	3	0	0	0	0	4	0	0	0	0	0	0	0	0	0	0			
2016	Falcons	16	9	58	42	16	5	15	1.0	8.0	3	1	24	24	0	10	0	2	10	1	1	0	0	0	0	0			
NFL TOTALS		31	12	121	91	30	7	28	2.0	20.0	6	1	24	24	0	14	0	2	10	1	1	0	0	0	0	0			

**BRIAN POOLE - NFL POSTSEASON STATISTICS**

		TACKLES										INTERCEPTIONS						FUMBLES						ST						MISC	
DATE	TEAM	GP	GS	TK	S	A	TFL	YDS	SK	YDS	QBH	NO	YDS	LG	TD	PD	FF	FR	YDS	TK	S	A	FF	FR	S	A					
2017	Falcons	2	2	7	6	1	0	0	0.0	0.0	0	0	0	0	0	0	0	0	0	0	0	0	0	0	0	0					
2016	Falcons	3	2	15	13	2	1	2	0	0.0	0	2	0	0	0	0	0	0	0	0	0	0	0	0	0	0					
NFL TOTALS		5	4	22	19	3	1	2	0.0	0.0	2	0	0	0	0	0	0	0	0	0	0	0	0	0	0	0					

## SINGLE-GAME HIGHS: DEFENSIVE

**Total Tackles** 9 at Detroit Lions, Sep 24, 2017  
7 at New Orleans Saints, Dec 24, 2017  
7 at Chicago Bears, Sep 10, 2017  
...1 more at 7.

**Sacks** 1.0 at Chicago Bears, Sep 10, 2017  
1.0 vs. Arizona Cardinals, Nov 27, 2016

**Passes Defensed** 3 vs. New Orleans Saints, Jan 01, 2017  
2 at Detroit Lions, Sep 24, 2017  
2 at Tampa Bay Buccaneers, Nov 03, 2016  
...1 more at 2.

**Fumble Recoveries** 1 at Philadelphia Eagles, Nov 13, 2016  
1 at Tampa Bay Buccaneers, Nov 03, 2016

**Tackles For Loss** 2 vs. Arizona Cardinals, Nov 27, 2016  
1 at Detroit Lions, Sep 24, 2017  
1 at Chicago Bears, Sep 10, 2017  
...3 more at 1.

**Interceptions** 1 at Carolina Panthers, Dec 24, 2016

**Interception Return Yards** 24 at Carolina Panthers, Dec 24, 2016

**Special Teams Tackles** 1 at Oakland Raiders, Sep 18, 2016

## SINGLE-GAME HIGHS - POSTSEASON: DEFENSIVE

**Total Tackles** 7 vs. Green Bay Packers, Jan 22, 2017  
4 at Los Angeles Rams, Jan 06, 2018  
4 vs. New England Patriots, Feb 05, 2017  
...1 more at 4.

**Tackles For Loss** 1 vs. New England Patriots, Feb 05, 2017

## 2017 GAME-BY-GAME REGULAR SEASON STATISTICS (FALCONS)

			TACKLES										INTERCEPTIONS				FUMBLES			ST				MISC				
DATE	OPPONENT		TK	S	A	SK	YDS	TFL	YDS	QBH		NO	YDS	LG	TD	PD	FF	FR	YDS	TK	S	A	FF	FR	S	A	W/L	SCORE
09/10	at Bears	P	7	6	1	1.0	12.0	1	12	2		0	0	0	0	0	0	0	0	0	0	0	0	0	0	0	W	23-17
09/17	PACKERS	S	6	4	2	0.0	0.0	0	0	0		0	0	0	0	1	0	0	0	0	0	0	0	0	0	0	W	34-23
09/24	at Lions	P	9	7	2	0.0	0.0	1	1	0		0	0	0	0	2	0	0	0	0	0	0	0	0	0	0	W	30-26
10/01	BILLS	P	2	1	1	0.0	0.0	0	0	0		0	0	0	0	0	0	0	0	0	0	0	0	0	0	L	17-23	
10/15	DOLPHINS	P	2	1	1	0.0	0.0	0	0	1		0	0	0	0	1	0	0	0	0	0	0	0	0	0	L	17-20	
10/22	at Patriots	P	6	3	3	0.0	0.0	0	0	0		0	0	0	0	0	0	0	0	0	0	0	0	0	0	L	7-23	
10/29	at Jets	P	2	2	0	0.0	0.0	0	0	0		0	0	0	0	0	0	0	0	0	0	0	0	0	0	W	25-20	
11/05	at Panthers	S	5	5	0	0.0	0.0	0	0	0		0	0	0	0	0	0	0	0	0	0	0	0	0	0	L	17-20	
11/12	COWBOYS	P	3	3	0	0.0	0.0	0	0	0		0	0	0	0	0	0	0	0	0	0	0	0	0	0	W	27-7	
11/20	at Seahawks	P	5	3	2	0.0	0.0	0	0	0		0	0	0	0	0	0	0	0	0	0	0	0	0	0	W	34-31	
11/26	BUCCANEERS	P	1	1	0	0.0	0.0	0	0	0		0	0	0	0	0	0	0	0	0	0	0	0	0	0	W	34-20	
12/03	VIKINGS											INACTIVE														L	9-14	
12/07	SAINTS	P	2	2	0	0.0	0.0	0	0	0		0	0	0	0	0	0	0	0	0	0	0	0	0	0	W	20-17	
12/18	at Buccaneers	P	4	3	1	0.0	0.0	0	0	0		0	0	0	0	0	0	0	0	0	0	0	0	0	0	W	24-21	
12/24	at Saints	S	7	7	0	0.0	0.0	0	0	0		0	0	0	0	0	0	0	0	0	0	0	0	0	0	L	13-23	
12/31	PANTHERS	P	2	1	1	0.0	0.0	0	0	0		0	0	0	0	0	0	0	0	0	0	0	0	0	0	W	22-10	
2017 TOTALS			15-3	63	49	14	1.0	12.0	2	13	3	0	0	0	0	4	0	0	0	0	0	0	0	0	0	10-6		

## 2016 GAME-BY-GAME REGULAR SEASON STATISTICS (FALCONS)

		TACKLES								INTERCEPTIONS				FUMBLES			ST				MISC					
DATE	OPPONENT	TK	S	A	SK	YDS	TFL	YDS	QBH	NO	YDS	LG	TD	PD	FF	FR	YDS	TK	S	A	FF	FR	S	A	W/L	SCORE
09/11	BUCCANEERS	S	3	2	1	0.0	0.0	0	0	0	0	0	0	0	0	0	0	0	0	0	0	0	0	0	L	24-31
09/18	at Raiders	P	4	3	1	0.0	0.0	0	0	0	0	0	0	0	0	0	0	0	1	1	0	0	0	0	W	35-28
09/26	at Saints	P	6	3	3	0.0	0.0	1	2	0	0	0	0	1	0	0	0	0	0	0	0	0	0	0	W	45-32
10/02	PANTHERS	S	3	2	1	0.0	0.0	0	0	0	0	0	0	2	0	0	0	0	0	0	0	0	0	0	W	48-33
10/09	at Broncos	P	2	0	2	0.0	0.0	0	0	0	0	0	0	0	0	0	0	0	0	0	0	0	0	0	W	23-16
10/16	at Seahawks	S	4	2	2	0.0	0.0	0	0	0	0	0	0	0	0	0	0	0	0	0	0	0	0	0	L	24-26
10/23	CHARGERS	P	2	1	1	0.0	0.0	0	0	0	0	0	0	1	0	0	0	0	0	0	0	0	0	0	L	30-33+
10/30	PACKERS	P	6	5	1	0.0	0.0	1	2	0	0	0	0	0	0	0	0	0	0	0	0	0	0	0	W	33-32
11/03	at Buccaneers	S	3	3	0	0.0	0.0	0	0	1	0	0	0	2	0	1	0	0	0	0	0	0	0	0	W	43-28
11/13	at Eagles	S	2	2	0	0.0	0.0	0	0	1	0	0	0	0	0	1	10	0	0	0	0	0	0	0	L	15-24
11/27	CARDINALS	P	5	4	1	1.0	8.0	2	9	1	0	0	0	0	0	0	0	0	0	0	0	0	0	0	W	38-19
12/04	CHIEFS	S	4	4	0	0.0	0.0	1	2	0	0	0	0	0	0	0	0	0	0	0	0	0	0	0	L	28-29
12/11	at Rams	P	3	3	0	0.0	0.0	0	0	0	0	0	0	0	0	0	0	0	0	0	0	0	0	0	W	42-14
12/18	49ERS	S	7	5	2	0.0	0.0	0	0	0	0	0	0	0	0	0	0	0	0	0	0	0	0	0	W	41-13
12/24	at Panthers	S	1	1	0	0.0	0.0	0	0	0	1	24	24	0	1	0	0	0	0	0	0	0	0	0	W	33-16
01/01	SAINTS	S	3	2	1	0.0	0.0	0	0	0	0	0	0	3	0	0	0	0	0	0	0	0	0	0	W	38-32
2016 TOTALS		16-9	58	42	16	1.0	8.0	5	15	3	1	24	24	0	10	0	2	10	1	1	0	0	0	0	11-5	

+ - Overtime

2017 GAME-BY-GAME POSTSEASON STATISTICS (FALCONS)

		TACKLES								INTERCEPTIONS					FUMBLES			ST				MISC				
DATE	OPPONENT	TK	S	A	SK	YDS	TFL	YDS	QBH	NO	YDS	LG	TD	PD	FF	FR	YDS	TK	S	A	FF	FR	S	A	W/L	SCORE
01/06 at Rams	S	4	4	0	0.0	0.0	0	0	0	0	0	0	0	0	0	0	0	0	0	0	0	0	0	0	W	26-13
01/13 at Eagles	S	3	2	1	0.0	0.0	0	0	0	0	0	0	0	0	0	0	0	0	0	0	0	0	0	0	L	10-15
2017 TOTALS		2-2	7	6	1	0.0	0.0	0	0	0	0	0	0	0	0	0	0	0	0	0	0	0	0	0	0	1-1

2016 GAME-BY-GAME POSTSEASON STATISTICS (FALCONS)

		TACKLES								INTERCEPTIONS					FUMBLES			ST				MISC				
DATE	OPPONENT	TK	S	A	SK	YDS	TFL	YDS	QBH	NO	YDS	LG	TD	PD	FF	FR	YDS	TK	S	A	FF	FR	S	A	W/L	SCORE
01/14	SEAHAWKS P	4	4	0	0.0	0.0	0	0	0	0	0	0	0	0	0	0	0	0	0	0	0	0	0	0	W	36-20
01/22	PACKERS S	7	6	1	0.0	0.0	0	0	2	0	0	0	0	0	0	0	0	0	0	0	0	0	0	0	W	44-21
02/05	PATRIOTS S	4	3	1	0.0	0.0	1	2	0	0	0	0	0	0	0	0	0	0	0	0	0	0	0	0	L	28-34+
2016 TOTALS		3-2	15	13	2	0.0	0.0	1	2	2	0	0	0	0	0	0	0	0	0	0	0	0	0	0	2-1	


+ - Overtime

50

BROOKS REED

DEFENSIVE END

(4TH YEAR WITH FALCONS)



HOMETOWN: TUCSON, AZ

COLLEGE: ARIZONA

BIRTHDATE:

02 / 28 / 87

HEIGHT:

6'3"

WEIGHT:

254

NFL EXP:

8 YRS

ACQUIRED:

FA '15

## 2017 (FALCONS)

- » Posted 39 tackles (22 solo), four sacks, six quarterback hits, and six tackles for loss in 2017.
- » Notched three tackles and one quarterback hit in the NFC Divisional playoff at Philadelphia.
- » Enjoyed one of his best games as a Falcon, recording five tackles, two sacks, and three tackles for loss in Atlanta's season opening win. Sealed the victory, sacking QB Mike Glennon on fourth-and-goal from the Falcons 5-yard line at the end of the game.

## CAREER

- » Has started 78 of 104 career games, recording 287 tackles (169 solo), 20.5 sacks, one interception, two forced fumbles, and two fumble recoveries in seven NFL seasons.
- » Played in 15 games with seven starts while totaling 21 tackles, 2.0 sacks, two tackles for loss, one forced fumble, and one pass defense in 2017.
- » Posted his first sack as a Falcon against San Diego (10/23/16), dropping Philip Rivers for a five-yard loss.
- » Dropped QB Russell Wilson for a seven-yard sack and added three tackles in Atlanta's Divisional Playoff win over Seattle.
- » Played in 13 games with five starts while posting 13 tackles (seven solo). Helped set the edge for a defense that allowed 105 rushing yards per game.
- » Made his Falcons debut, starting at linebacker and posting a pair of tackles and one tackle for loss against Houston (10/4).
- » Started 52 of 59 games, recording 211 tackles (122 solo), 14.5 sacks, one interception, one forced fumble, and two fumble recoveries in four seasons with the Houston Texans.
- » Started 13 of 16 games and finished with 41 tackles, three sacks, 10 quarterback hits, five tackles for loss, four passes defended, and one interception in 2014.
- » Snagged his first career interception at Oakland (9/14), picking off QB Derek Carr.
- » Started all 16 games at strong side linebacker for the first time in his career and totaled career-highs with 87 tackles (48 solo) and nine tackles for loss to go along with six quarterback hits and three sacks in 2013.

- » Started in all 12 games he played and recorded 42 tackles (23 solo), 2.5 sacks and a forced fumble in 2012.
- » As a rookie in 2011, started 11 of 16 games, and recorded 44 tackles (30 solo), two fumble recoveries, and a franchise-rookie record with six sacks.

## COLLEGE

- » Started 34 of 45 games at Arizona, recording 114 tackles (61 solo), 17 sacks and 25 tackles for loss for his career. He also forced four fumbles and deflected four pass attempts.
- » Earned first-team All-Pac-10 honors after starting all 13 games in his senior season with the Wildcats, tallying a career-best 47 tackles, 6.5 sacks and 10 tackles for loss along with two passes defended and one forced fumble.
- » Started 8-of-10 games in 2009, recording 23 tackles (19 solo), 2.0 sacks, contributing to a defensive unit that ranked fourth in the Pac 10 and 29th nationally in yards per game allowed (120.5).
- » Enjoyed a breakout season as a sophomore in 2008 when he started all 13 games at defensive end and garnered an All-Pac-10 honorable mention, as he delivered 38 tackles (26 solos) with 9.5 stops for losses for 59 yards and a team-high eight sacks for 57 yards and added three forced fumbles, a quarterback hurry and two pass deflections.
- » Switched to defensive end in 2007 after opening the season contending for H-back duty and saw action in the final nine games of the season as a backup defensive end and on special teams and delivered seven tackles (four solos) with one assisted sack for five yards.

## PERSONAL

- » Attended Sabino High School (Tucson, Ariz.), playing football for head coach Jay Campos. Helped the Sabercats to an 8-3 record as a junior in 2004 and earned first-team all-league, honorable mention all-state and Arizona Daily Star All-Southern Arizona honorable mention as a junior while rushing for 350 yards and seven touchdowns.
- » Led the Sabercats to a 10-4 overall record as a senior in 2005 and earned Tucson Citizen first-team All-3A-4A and Arizona Daily Star first-team All-Southern Arizona while posting 38 tackles and three sacks from the defensive line as a senior.

## TRANSACTIONS

- » Originally selected by the Houston Texans in the second round (42nd overall) of the 2011 NFL Draft out of Arizona.
- » Signed by the Atlanta Falcons as a free agent on March 10, 2015.

## BROOKS REED - NFL REGULAR SEASON STATISTICS

		TACKLES										INTERCEPTIONS					FUMBLES					ST				MISC			
DATE	TEAM	GP	GS	TK	S	A	TFL	YDS	SK	YDS	QBH	NO	YDS	LG	TD	PD	FF	FR	YDS	TK	S	A	FF	FR	S	A			
2017	Falcons	16	14	39	22	17	6	45	4.0	41.0	7	0	0	0	0	0	0	0	0	2	1	1	0	0	0	0			
2016	Falcons	15	7	21	14	7	2	6	2.0	12.0	7	0	0	0	0	1	1	0	0	4	3	1	0	0	0	0			
2015	Falcons	13	5	17	10	7	2	4	0.0	0.0	2	0	0	0	0	0	0	0	0	0	0	0	0	0	0	0			
2014	Texans	16	13	41	25	16	5	28	3.0	19.0	10	1	5	5	0	4	0	0	0	0	0	0	0	0	0	0			
2013	Texans	16	16	56	43	13	9	43	3.0	17.0	6	0	0	0	0	0	0	0	0	0	0	0	0	0	0	0			
2012	Texans	12	12	27	19	8	4	0	2.5	11.5	7	0	0	0	0	3	1	0	0	0	0	0	0	0	0	0			
2011	Texans	16	11	44	30	14	7	3	6.0	36.0	11	0	0	0	0	3	0	2	0	1	1	0	0	0	0	0			
NFL TOTALS		104	78	245	163	82	35	129	20.5	136.5	50	1	5	5	0	11	2	2	0	7	5	2	0	0	0	0			

## BROOKS REED - NFL POSTSEASON STATISTICS

		TACKLES										INTERCEPTIONS					FUMBLES					ST				MISC			
DATE	TEAM	GP	GS	TK	S	A	TFL	YDS	SK	YDS	QBH	NO	YDS	LG	TD	PD	FF	FR	YDS	TK	S	A	FF	FR	S	A			
2017	Falcons	2	0	3	3	0	0	0	0.0	0.0	1	0	0	0	0	0	0	0	0	0	0	0	0	0	0	0			
2016	Falcons	3	1	7	6	1	2	8	1.0	7.0	1	0	0	0	0	0	0	0	0	0	0	0	0	0	0	0			
2012	Texans	2	2	6	4	2	0	1.5	4.5	2	0	0	0	0	0	0	0	0	0	0	0	0	0	0	0	0			
2011	Texans	2	2	13	9	4	2	0	3.5	23.0	3	0	0	0	0	0	1	0	0	0	0	0	0	0	0	0			
NFL TOTALS		9	5	29	22	7	4	8	6.0	34.5	7	0	0	0	0	0	1	0	0	0	0	0	0	0	0	0			

### SINGLE-GAME HIGHS: DEFENSIVE

<b>Total Tackles</b>	7 vs. Buffalo Bills, Oct 01, 2017 7 at Baltimore Ravens, Sep 22, 2013 6 at Arizona Cardinals, Nov 10, 2013 ...1 more at 6.	<b>Tackles For Loss</b>	3 at Chicago Bears, Sep 10, 2017 2 vs. Buffalo Bills, Oct 01, 2017 2 vs. Tennessee Titans, Sep 15, 2013 ...2 more at 2.
<b>Sacks</b>	2.0 at Chicago Bears, Sep 10, 2017 2.0 vs. Cleveland Browns, Nov 06, 2011 1.0 vs. Dallas Cowboys, Nov 12, 2017 ...14 more at 1.0.	<b>Interceptions</b>	1 at Oakland Raiders, Sep 14, 2014
<b>Passes Defensed</b>	2 vs. Jacksonville Jaguars, Dec 28, 2014 1 vs. San Francisco 49ers, Dec 18, 2016 1 at Jacksonville Jaguars, Dec 07, 2014 ...7 more at 1.	<b>Interception Return Yards</b>	5 at Oakland Raiders, Sep 14, 2014
<b>Forced Fumbles</b>	1 at Seattle Seahawks, Oct 16, 2016 1 at New York Jets, Oct 08, 2012	<b>Special Teams Tackles</b>	1 at Tampa Bay Buccaneers, Dec 18, 2017 1 vs. Minnesota Vikings, Dec 03, 2017 ...5 more at 1.
<b>Fumble Recoveries</b>	1 at Indianapolis Colts, Dec 22, 2011 1 at Cincinnati Bengals, Dec 11, 2011		

### SINGLE-GAME HIGHS - POSTSEASON: DEFENSIVE

<b>Total Tackles</b>	8 at Baltimore Ravens, Jan 15, 2012 5 vs. Cincinnati Bengals, Jan 07, 2012 3 at Philadelphia Eagles, Jan 13, 2018 ...4 more at 3.	<b>Forced Fumbles</b>	1 at Baltimore Ravens, Jan 15, 2012
<b>Sacks</b>	2.5 at Baltimore Ravens, Jan 15, 2012 1.0 vs. Seattle Seahawks, Jan 14, 2017 1.0 vs. Cincinnati Bengals, Jan 05, 2013 ...1 more at 1.0.	<b>Tackles For Loss</b>	1 vs. New England Patriots, Feb 05, 2017 1 vs. Seattle Seahawks, Jan 14, 2017 ...2 more at 1.

## 2017 GAME-BY-GAME REGULAR SEASON STATISTICS (FALCONS)

TACKLES											INTERCEPTIONS					FUMBLES				ST				MISC			
DATE	OPPONENT		TK	S	A	SK	YDS	TFL	YDS	QBH	NO	YDS	LG	TD	PD	FF	FR	YDS	TK	S	A	FF	FR	S	A	W/L	SCORE
09/10	at Bears	S	5	5	0	2.0	21.0	3	24	2	0	0	0	0	0	0	0	0	0	0	0	0	0	0	0	W	23-17
09/17	PACKERS	P	0	0	0	0.0	0.0	0	0	0	0	0	0	0	0	0	0	0	0	0	0	0	0	0	0	W	34-23
09/24	at Lions	S	2	2	0	0.0	0.0	0	0	1	0	0	0	0	0	0	0	0	0	0	0	0	0	0	0	W	30-26
10/01	BILLS	S	7	3	4	1.0	9.0	2	10	1	0	0	0	0	0	0	0	0	0	0	0	0	0	0	0	L	17-23
10/15	DOLPHINS	S	4	1	3	0.0	0.0	0	0	0	0	0	0	0	0	0	0	0	0	0	0	0	0	0	0	L	17-20
10/22	at Patriots	S	2	1	1	0.0	0.0	0	0	0	0	0	0	0	0	0	0	0	0	0	0	0	0	0	0	L	7-23
10/29	at Jets	S	0	0	0	0.0	0.0	0	0	0	0	0	0	0	0	0	0	0	0	0	0	0	0	0	0	W	25-20
11/05	at Panthers	P	2	0	2	0.0	0.0	0	0	1	0	0	0	0	0	0	0	0	0	0	0	0	0	0	0	L	17-20
11/12	COWBOYS	S	3	3	0	1.0	11.0	1	11	1	0	0	0	0	0	0	0	0	0	0	0	0	0	0	0	W	27-7
11/20	at Seahawks	S	0	0	0	0.0	0.0	0	0	0	0	0	0	0	0	0	0	0	0	0	0	0	0	0	0	W	34-31
11/26	BUCCANEERS	S	2	1	1	0.0	0.0	0	0	0	0	0	0	0	0	0	0	0	0	0	0	0	0	0	0	W	34-20
12/03	VIKINGS	S	1	0	1	0.0	0.0	0	0	0	0	0	0	0	0	0	0	0	1	0	1	0	0	0	0	L	9-14
12/07	SAINTS	S	3	2	1	0.0	0.0	0	0	0	0	0	0	0	0	0	0	0	0	0	0	0	0	0	0	W	20-17
12/18	at Buccaneers	S	2	1	1	0.0	0.0	0	0	1	0	0	0	0	0	0	0	0	1	1	0	0	0	0	0	W	24-21
12/24	at Saints	S	4	2	2	0.0	0.0	0	0	0	0	0	0	0	0	0	0	0	0	0	0	0	0	0	0	L	13-23
12/31	PANTHERS	S	2	1	1	0.0	0.0	0	0	0	0	0	0	0	0	0	0	0	0	0	0	0	0	0	0	W	22-10
2017 TOTALS			16-14	39	22	17	4.0	41.0	6	45	7	0	0	0	0	0	0	0	2	1	1	0	0	0	0	10-6	

## 2016 GAME-BY-GAME REGULAR SEASON STATISTICS (FALCONS)

		TACKLES								INTERCEPTIONS				FUMBLES			ST				MISC													
DATE	OPPONENT	TK	S	A	SK	YDS	TFL	YDS	QBH	NO	YDS	LG	TD	PD	FF	FR	YDS	TK	S	A	FF	FR	S	A	W/L	SCORE								
09/11	BUCCANEERS	P	0	0	0	0.0	0.0	0	0	0	0	0	0	0	0	0	0	0	0	0	0	0	0	0	0	L	24-31							
09/18	at Raiders		INACTIVE																		0	0	0	0	0	0	0	0	0	0	0	0	W	35-28
09/26	at Saints	S	0	0	0	0.0	0.0	0	0	0	0	0	0	0	0	0	0	0	0	0	0	0	0	0	0	0	W	45-32						
10/02	PANTHERS	P	1	1	0	0.0	0.0	0	0	1	0	0	0	0	0	0	0	0	0	0	0	0	0	0	0	0	W	48-33						
10/09	at Broncos	S	2	2	0	0.0	0.0	0	0	0	0	0	0	0	0	0	0	0	1	1	0	0	0	0	0	0	W	23-16						
10/16	at Seahawks	P	2	2	0	0.0	0.0	0	0	0	0	0	0	0	0	1	0	0	0	0	0	0	0	0	0	0	L	24-26						
10/23	CHARGERS	S	3	3	0	1.0	5.0	1	5	1	0	0	0	0	0	0	0	0	0	0	0	0	0	0	0	0	L	30-33+						
10/30	PACKERS	S	1	1	0	0.0	0.0	0	0	0	0	0	0	0	0	0	0	0	0	0	0	0	0	0	0	0	W	33-32						
11/03	at Buccaneers	P	4	2	2	0.0	0.0	0	0	1	0	0	0	0	0	0	0	0	0	0	0	0	0	0	0	0	W	43-28						
11/13	at Eagles	P	0	0	0	0.0	0.0	0	0	0	0	0	0	0	0	0	0	0	0	0	0	0	0	0	0	0	L	15-24						
11/27	CARDINALS	S	1	0	1	0.5	3.5	0	0	1	0	0	0	0	0	0	0	0	0	0	0	0	0	0	0	0	W	38-19						
12/04	CHIEFS	P	0	0	0	0.0	0.0	0	0	0	0	0	0	0	0	0	0	0	1	1	0	0	0	0	0	0	L	28-29						
12/11	at Rams	S	2	1	1	0.0	0.0	0	0	0	0	0	0	0	0	0	0	0	1	0	1	0	0	0	0	0	W	42-14						
12/18	49ERS	S	2	1	1	0.0	0.0	1	1	1	0	0	0	0	1	0	0	0	1	1	0	0	0	0	0	0	W	41-13						
12/24	at Panthers	P	3	1	2	0.5	3.5	0	0	2	0	0	0	0	0	0	0	0	0	0	0	0	0	0	0	0	W	33-16						
01/01	SAINTS	P	0	0	0	0.0	0.0	0	0	0	0	0	0	0	0	0	0	0	0	0	0	0	0	0	0	0	W	38-32						
2016 TOTALS		15-7	21	14	7	2.0	12.0	2	6	7	0	0	0	0	1	1	0	0	4	3	1	0	0	0	0	0	11-5							

+ - Overtime

## 2015 GAME-BY-GAME REGULAR SEASON STATISTICS (FALCONS)

		TACKLES									INTERCEPTIONS					FUMBLES			ST				MISC				
DATE	OPPONENT	TK	S	A	SK	YDS	TFL	YDS	QBH	NO	YDS	LG	TD	PD	FF	FR	YDS	TK	S	A	FF	FR	S	A	W/L	SCORE	
09/14	EAGLES									INACTIVE														W	26-24		
09/20	at Giants									INACTIVE														W	24-20		
09/27	at Cowboys									INACTIVE														W	39-28		
10/04	TEXANS	S	2	2	0	0.0	0.0	1	1	0	0	0	0	0	0	0	0	0	0	0	0	0	0	0	0	W	48-21
10/11	REDSKINS	P	0	0	0	0.0	0.0	0	0	1	0	0	0	0	0	0	0	0	0	0	0	0	0	0	0	W	25-19+
10/15	at Saints	S	2	0	2	0.0	0.0	0	0	0	0	0	0	0	0	0	0	0	0	0	0	0	0	0	0	L	21-31
10/25	at Titans	P	1	0	1	0.0	0.0	0	0	0	0	0	0	0	0	0	0	0	0	0	0	0	0	0	0	W	10-7
11/01	BUCCANEERS	S	1	1	0	0.0	0.0	0	0	0	0	0	0	0	0	0	0	0	0	0	0	0	0	0	0	L	20-23+
11/08	at 49ers	S	5	3	2	0.0	0.0	0	0	0	0	0	0	0	0	0	0	0	0	0	0	0	0	0	0	L	16-17
11/22	COLTS	S	1	0	1	0.0	0.0	0	0	1	0	0	0	0	0	0	0	0	0	0	0	0	0	0	0	L	21-24
11/29	VIKINGS	P	0	0	0	0.0	0.0	0	0	0	0	0	0	0	0	0	0	0	0	0	0	0	0	0	0	L	10-20
12/06	at Buccaneers	P	1	1	0	0.0	0.0	0	0	0	0	0	0	0	0	0	0	0	0	0	0	0	0	0	0	L	19-23
12/13	at Panthers	P	0	0	0	0.0	0.0	0	0	0	0	0	0	0	0	0	0	0	0	0	0	0	0	0	0	L	0-38
12/20	at Jaguars	P	1	1	0	0.0	0.0	0	0	0	0	0	0	0	0	0	0	0	0	0	0	0	0	0	0	W	23-17
12/27	PANTHERS	P	0	0	0	0.0	0.0	0	0	0	0	0	0	0	0	0	0	0	0	0	0	0	0	0	0	W	20-13
01/03	SAINTS	P	3	2	1	0.0	0.0	1	3	0	0	0	0	0	0	0	0	0	0	0	0	0	0	0	0	L	17-20
2015 TOTALS		13-5	17	10	7	0.0	0.0	2	4	2	0	0	0	0	0	0	0	0	0	0	0	0	0	0	0	8-8	

+ - Overtime

## 2017 GAME-BY-GAME POSTSEASON STATISTICS (FALCONS)

		TACKLES								INTERCEPTIONS					FUMBLES			ST				MISC				
DATE	OPPONENT	TK	S	A	SK	YDS	TFL	YDS	QBH	NO	YDS	LG	TD	PD	FF	FR	YDS	TK	S	A	FF	FR	S	A	W/L	SCORE
01/06 at Rams	P	0	0	0	0.0	0.0	0	0	0	0	0	0	0	0	0	0	0	0	0	0	0	0	0	0	W	26-13
01/13 at Eagles	P	3	3	0	0.0	0.0	0	0	1	0	0	0	0	0	0	0	0	0	0	0	0	0	0	0	L	10-15
2017 TOTALS	2-0	3	3	0	0.0	0.0	0	0	1	0	0	0	0	0	0	0	0	0	0	0	0	0	0	0	1-1	

## 2016 GAME-BY-GAME POSTSEASON STATISTICS (FALCONS)

		TACKLES								INTERCEPTIONS					FUMBLES			ST				MISC				
DATE	OPPONENT	TK	S	A	SK	YDS	TFL	YDS	QBH	NO	YDS	LG	TD	PD	FF	FR	YDS	TK	S	A	FF	FR	S	A	W/L	SCORE
01/14	SEAHAWKS	S	3	3	0	1.0	7.0	1	7	1	0	0	0	0	0	0	0	0	0	0	0	0	0	0	W	36-20
01/22	PACKERS	P	1	1	0	0.0	0.0	0	0	0	0	0	0	0	0	0	0	0	0	0	0	0	0	0	W	44-21
02/05	PATRIOTS	P	3	2	1	0.0	0.0	1	1	0	0	0	0	0	0	0	0	0	0	0	0	0	0	0	L	28-34+
2016 TOTALS		3-1	7	6	1	1.0	7.0	2	8	1	0	0	0	0	0	0	0	0	0	0	0	0	0	0	2-1	

+ Overtime

29

# JORDAN RICHARDS

DEFENSIVE BACK

(1ST YEAR WITH FALCONS)



HOMETOWN:

COLLEGE: *STANFORD*

BIRTHDATE:  
**01/21/93**

HEIGHT:  
**5'11"**

WEIGHT:  
**210**

NFL EXP:  
**3 YRS**

ACQUIRED:  
**TR-18**

### CAREER

- » Has played in 41 games with the New England Patriots, seeing seven starts after being drafted in the second-round (64th overall) in 2015.
- » During his three seasons in New England, recorded 34 tackles and forced two fumbles. On special teams, posted 10 tackles and one fumble recovery.
- » Saw post-season action in 2015 and 2017 - playing in five games and recording one tackle on special teams.

- » Played in 55 games where he recorded 286 tackles, 12 interceptions including one for a touchdown and two sacks.
- » Was a team captain his senior year.

### PERSONAL

- » Born on Jan. 21, 1993 in Sacramento, Calif.
- » Played football and basketball at Folsom (Calif.) High School.
- » Nation's 75th-best prep receiver by Scout, 60th-best athlete by Rivals.

### COLLEGE

- » Attended Stanford University.

## JORDAN RICHARDS - NFL REGULAR SEASON STATISTICS

DATE	TEAM	GP	GS	TACKLES								INTERCEPTIONS					FUMBLES			ST				MISC		
				TK	S	A	TFL	YDS	SK	YDS	QBH	NO	YDS	LG	TD	PD	FF	FR	YDS	TK	S	A	FF	FR	S	A
2017 Patriots		16	5	22	20	2	0	0	0.0	0.0	0	0	0	0	0	1	1	0	0	5	4	1	0	0	0	0
2016 Patriots		11	0	0	0	0	0	0	0.0	0.0	0	0	0	0	0	0	0	0	0	3	1	2	0	1	0	0
2015 Patriots		14	2	18	14	4	0	0	0.0	0.0	0	0	0	0	0	2	1	0	0	2	0	0	0	0	0	0
NFL TOTALS		41	7	40	34	6	0	0	0.0	0.0	0	0	0	0	0	3	2	0	0	10	7	3	0	1	0	0

## JORDAN RICHARDS - NFL POSTSEASON STATISTICS

		TACKLES										INTERCEPTIONS				FUMBLES				ST				MISC			
DATE	TEAM	GP	GS	TK	S	A	TFL	YDS	SK	YDS	QBH	NO	YDS	LG	TD	PD	FF	FR	YDS	TK	S	A	FF	FR	S	A	
2017	Patriots	3	0	5	3	2	0	0	0.0	0.0	0	0	0	0	0	0	0	0	0	1	0	1	0	0	0	0	
2016	Patriots	0	0	0	0	0	0	0.0	0.0	0	0	0	0	0	0	0	0	0	0	0	0	1	0	0	0	0	
2015	Patriots	2	0	0	0	0	0	0	0.0	0.0	0	0	0	0	0	0	0	0	0	0	0	0	0	0	0	0	
NFL TOTALS		5	0	5	3	2	0	0	0.0	0.0	0	0	0	0	0	0	0	0	0	0	1	0	1	0	0	0	0

# SINGLE-GAME HIGHS: DEFENSIVE

**Total Tackles** 7 at New York Jets, Dec 27, 2015  
 4 vs. Kansas City Chiefs, Sep 07, 2017  
 3 at New York Jets, Oct 15, 2017  
 ...1 more at 3.

**Passes Defensed** 1 vs. Los Angeles Chargers, Oct 29, 2017  
 1 vs. Tennessee Titans, Dec 20, 2015  
 ...1 more at 1.

**Forced Fumbles** 1 vs. Kansas City Chiefs, Sep 07, 2017  
 1 at New York Jets, Dec 27, 2015

**Special Teams Tackles** 2 at Miami Dolphins, Dec 11, 2017  
 2 vs. Kansas City Chiefs, Sep 07, 2017  
 1 vs. Carolina Panthers, Oct 01, 2017  
 ...5 more at 1.

**Special Teams Fumble Recoveries** 1 vs. Houston Texans, Sep 22, 2016

# SINGLE-GAME HIGHS - POSTSEASON: DEFENSIVE

**Total Tackles** 4 vs. Philadelphia Eagles, Feb 04, 2018  
 1 vs. Tennessee Titans, Jan 13, 2018

**Special Teams Tackles** 1 vs. Philadelphia Eagles, Feb 04, 2018

## 2017 GAME-BY-GAME REGULAR SEASON STATISTICS (PATRIOTS)

DATE	OPPONENT	TACKLES								INTERCEPTIONS					FUMBLES			ST				MISC				SCORE
		TK	S	A	SK	YDS	TFL	YDS	QBH	NO	YDS	LG	TD	PD	FF	FR	YDS	TK	S	A	FF	FR	S	A	W/L	
09/07	CHIEFS	S	4	3	1	0.0	0.0	0	0	0	0	0	0	0	1	0	0	2	2	0	0	0	0	0	L	27-42
09/17	at Saints	P	2	2	0	0.0	0.0	0	0	0	0	0	0	0	0	0	0	0	0	0	0	0	0	0	W	36-20
09/24	TEXANS	P	0	0	0	0.0	0.0	0	0	0	0	0	0	0	0	0	0	0	0	0	0	0	0	0	W	36-33
10/01	PANTHERS	P	0	0	0	0.0	0.0	0	0	0	0	0	0	0	0	0	0	1	1	0	0	0	0	0	L	30-33
10/05	at Buccaneers	P	3	3	0	0.0	0.0	0	0	0	0	0	0	0	0	0	0	0	0	0	0	0	0	0	W	19-14
10/15	at Jets	S	3	3	0	0.0	0.0	0	0	0	0	0	0	0	0	0	0	0	0	0	0	0	0	0	W	24-17
10/22	FALCONS	S	0	0	0	0.0	0.0	0	0	0	0	0	0	0	0	0	0	0	0	0	0	0	0	0	W	23-7
10/29	CHARGERS	S	1	1	0	0.0	0.0	0	0	0	0	0	0	1	0	0	0	0	0	0	0	0	0	0	W	21-13
11/12	at Broncos	S	1	1	0	0.0	0.0	0	0	0	0	0	0	0	0	0	0	0	0	0	0	0	0	0	W	41-16
11/19	at Raiders	P	1	1	0	0.0	0.0	0	0	0	0	0	0	0	0	0	0	0	0	0	0	0	0	0	W	33-8
11/26	DOLPHINS	P	0	0	0	0.0	0.0	0	0	0	0	0	0	0	0	0	0	0	0	0	0	0	0	0	W	35-17
12/03	at Bills	P	2	2	0	0.0	0.0	0	0	0	0	0	0	0	0	0	0	0	0	0	0	0	0	0	W	23-3
12/11	at Dolphins	P	1	0	1	0.0	0.0	0	0	0	0	0	0	0	0	0	0	2	1	1	0	0	0	0	L	20-27
12/17	at Steelers	P	1	1	0	0.0	0.0	0	0	0	0	0	0	0	0	0	0	0	0	0	0	0	0	0	W	27-24
12/24	BILLS	P	1	1	0	0.0	0.0	0	0	0	0	0	0	0	0	0	0	0	0	0	0	0	0	0	W	37-16
12/31	JETS	P	2	2	0	0.0	0.0	0	0	0	0	0	0	0	0	0	0	0	0	0	0	0	0	0	W	26-6
2017 TOTALS		16-5	22	20	2	0.0	0.0	0	0	0	0	0	0	1	1	0	0	5	4	1	0	0	0	0	13-3	

## 2016 GAME-BY-GAME REGULAR SEASON STATISTICS (PATRIOTS)

DATE	OPPONENT	TACKLES								INTERCEPTIONS					FUMBLES			ST				MISC				SCORE
		TK	S	A	SK	YDS	TFL	YDS	QBH	NO	YDS	LG	TD	PD	FF	FR	YDS	TK	S	A	FF	FR	S	A	W/L	
09/11	at Cardinals	P	0	0	0	0.0	0.0	0	0	0	0	0	0	0	0	0	0	0	0	0	0	0	0	0	W	23-21
09/18	DOLPHINS	P	0	0	0	0.0	0.0	0	0	0	0	0	0	0	0	0	0	0	0	0	0	0	0	0	W	31-24
09/22	TEXANS	P	0	0	0	0.0	0.0	0	0	0	0	0	0	0	0	0	0	0	0	0	0	1	0	0	W	27-0
10/02	BILLS	P	0	0	0	0.0	0.0	0	0	0	0	0	0	0	0	0	0	0	0	0	0	0	0	0	L	0-16
10/09	at Browns	P	0	0	0	0.0	0.0	0	0	0	0	0	0	0	0	0	0	1	1	0	0	0	0	0	W	33-13
10/16	BENGALS	P	0	0	0	0.0	0.0	0	0	0	0	0	0	0	0	0	0	1	0	1	0	0	0	0	W	35-17
10/23	at Steelers									INACTIVE															W	27-16
10/30	at Bills	P	0	0	0	0.0	0.0	0	0	0	0	0	0	0	0	0	0	0	0	0	0	0	0	0	W	41-25
11/13	SEAHAWKS	P	0	0	0	0.0	0.0	0	0	0	0	0	0	0	0	0	0	0	0	0	0	0	0	0	L	24-31
11/20	at 49ers	P	0	0	0	0.0	0.0	0	0	0	0	0	0	0	0	0	0	0	0	0	0	0	0	0	W	30-17
11/27	at Jets	P	0	0	0	0.0	0.0	0	0	0	0	0	0	0	0	0	0	1	0	1	0	0	0	0	W	22-17
12/04	RAMS									INACTIVE															W	26-10
12/12	RAVENS									INACTIVE															W	30-23
12/18	at Broncos									INACTIVE															W	16-3
12/24	JETS	P	0	0	0	0.0	0.0	0	0	0	0	0	0	0	0	0	0	0	0	0	0	0	0	0	W	41-3
01/01	at Dolphins									ON INACTIVE LIST															W	35-14
2016 TOTALS		11-0	0	0	0	0.0	0.0	0	0	0	0	0	0	0	0	0	0	3	1	2	0	1	0	0	14-2	



## 2015 GAME-BY-GAME REGULAR SEASON STATISTICS (PATRIOTS)

TACKLES										INTERCEPTIONS					FUMBLES			ST				MISC														
DATE	OPPONENT		TK	S	A	SK	YDS	TFL	YDS	QBH	NO	YDS	LG	TD	PD	FF	FR	YDS	TK	S	A	FF	FR	S	A	W/L	SCORE									
09/10	STEELERS	P	0	0	0	0.0	0.0	0	0	0	0	0	0	0	0	0	0	0	0	0	0	0	0	0	0	W	28-21									
09/20	at Bills	P	0	0	0	0.0	0.0	0	0	0	0	0	0	0	0	0	0	0	0	0	0	0	0	0	0	W	40-32									
09/27	JAGUARS	P	2	2	0	0.0	0.0	0	0	0	0	0	0	1	0	0	0	0	0	0	0	0	0	0	0	W	51-17									
10/11	at Cowboys	P	2	2	0	0.0	0.0	0	0	0	0	0	0	0	0	0	0	0	0	0	0	0	0	0	0	W	30-6									
10/18	at Colts	P	1	1	0	0.0	0.0	0	0	0	0	0	0	0	0	0	0	0	0	0	0	0	0	0	0	W	34-27									
10/25	JETS	P	1	1	0	0.0	0.0	0	0	0	0	0	0	0	0	0	0	0	1	1	0	0	0	0	0	W	30-23									
10/29	DOLPHINS	P	2	1	1	0.0	0.0	0	0	0	0	0	0	0	0	0	0	0	0	0	0	0	0	0	0	W	36-7									
11/08	REDSKINS	P	0	0	0	0.0	0.0	0	0	0	0	0	0	0	0	0	0	0	0	0	0	0	0	0	0	W	27-10									
11/15	at Giants	P	0	0	0	0.0	0.0	0	0	0	0	0	0	0	0	0	0	0	0	0	0	0	0	0	0	W	27-26									
11/23	BILLS	P	0	0	0	0.0	0.0	0	0	0	0	0	0	0	0	0	0	0	0	0	0	0	0	0	0	W	20-13									
11/29	at Broncos		INACTIVE																																L	24-30
12/06	EAGLES		INACTIVE																																L	28-35
12/13	at Texans	P	0	0	0	0.0	0.0	0	0	0	0	0	0	0	0	0	0	0	0	0	0	0	0	0	0	W	27-6									
12/20	TITANS	S	2	2	0	0.0	0.0	0	0	0	0	0	0	0	1	0	0	0	1	1	0	0	0	0	0	W	33-16									
12/27	at Jets	S	7	5	2	0.0	0.0	0	0	0	0	0	0	0	0	1	0	0	0	0	0	0	0	0	0	L	20-26+									
01/03	at Dolphins	P	1	0	1	0.0	0.0	0	0	0	0	0	0	0	0	0	0	0	0	0	0	0	0	0	0	L	10-20									
2015 TOTALS			14-2	18	14	4	0.0	0.0	0	0	0	0	0	0	0	2	1	0	0	2	2	0	0	0	0	0	12-4									

+ - Overtime

## 2017 GAME-BY-GAME POSTSEASON STATISTICS (PATRIOTS)

		TACKLES								INTERCEPTIONS					FUMBLES			ST				MISC				
DATE	OPPONENT	TK	S	A	SK	YDS	TFL	YDS	QBH	NO	YDS	LG	TD	PD	FF	FR	YDS	TK	S	A	FF	FR	S	A	W/L	SCORE
01/13	TITANS P	1	0	1	0.0	0.0	0	0	0	0	0	0	0	0	0	0	0	0	0	0	0	0	0	0	W	35-14
01/21	JAGUARS P	0	0	0	0.0	0.0	0	0	0	0	0	0	0	0	0	0	0	0	0	0	0	0	0	0	W	24-20
02/04	EAGLES P	4	3	1	0.0	0.0	0	0	0	0	0	0	0	0	0	0	0	1	0	1	0	0	0	0	L	33-41
2017 TOTALS		3-0	5	3	2	0.0	0.0	0	0	0	0	0	0	0	0	0	0	1	0	1	0	0	0	0	2-1	

## 2016 GAME-BY-GAME POSTSEASON STATISTICS (PATRIOTS)

		TACKLES							INTERCEPTIONS					FUMBLES			ST					MISC				
DATE	OPPONENT	TK	S	A	SK	YDS	TFL	YDS	QBH	NO	YDS	LG	TD	PD	FF	FR	YDS	TK	S	A	FF	FR	S	A	W/L	SCORE
01/14	TEXANS	INACTIVE																				W	34-16			
01/22	STEELERS	INACTIVE																				W	36-17			
02/05	Falcons	INACTIVE																				W	34-28+			
2016 TOTALS		0	0	0	0.0	0.0	0	0	0	0	0	0	0	0	0	0	0	0	0	0	0	0	0	0	3-0	

+ - Overtime

## 2015 GAME-BY-GAME POSTSEASON STATISTICS (PATRIOTS)


		TACKLES								INTERCEPTIONS					FUMBLES			ST				MISC				
DATE	OPPONENT	TK	S	A	SK	YDS	TFL	YDS	QBH	NO	YDS	LG	TD	PD	FF	FR	YDS	TK	S	A	FF	FR	S	A	W/L	SCORE
01/16	CHIEFS	P	0	0	0	0.0	0.0	0	0	0	0	0	0	0	0	0	0	0	0	0	0	0	0	0	W	27-20
01/24	at Broncos	P	0	0	0	0.0	0.0	0	0	0	0	0	0	0	0	0	0	0	0	0	0	0	0	0	L	18-20
2015 TOTALS		2-0	0	0	0	0.0	0.0	0	0	0	0	0	0	0	0	0	0	0	0	0	0	0	0	0	0	1-1

42

DUKE RILEY

LINEBACKER

(2ND YEAR WITH FALCONS)



HOMETOWN: BURAS, LA

COLLEGE: LSU

BIRTHDATE:  
08 / 09 / 94HEIGHT:  
6'1"WEIGHT:  
230NFL EXP:  
2 YRSACQUIRED:  
03 '17

## 2017 (FALCONS)

- » Made his NFL debut and first career start in Atlanta's season opening win at Chicago. Tallied 24 tackles (12 solo) in 12 games during his rookie season - six starts.

## COLLEGE

- » Emerged as a defensive standout for the Tigers as a senior in 2016 after playing a significant role on special teams during his first three years with the program.
- » Played in 50 games with 13 starts during his career. Accumulated 144 tackles, 10.0 tackles for loss and 1.5 sacks while adding three quarterback hurries, one interception, and two fumble recoveries.
- » Was voted as LSU's most valuable player and was cited as one of three permanent defensive team captains for the Tigers in 2016.
- » Took over as a starter at outside linebacker for the Tigers as a senior in 2016 and quickly became one of the leaders on the LSU defense. Started all 12 games for the Tigers and finished with 93 tackles, 9.0 tackles for loss and 1.5 sacks. Led the Tigers in total tackles (93) and ranked second on team in solo tackles (40).
- » Key member of LSU defense that allowed an FBS best 16 touchdowns all season, just 1.33 a contest. LSU also

ranked second in the SEC in scoring defense (15.8 points per game), rushing defense (117.2 yards per game) and total defense (293.0 yards per game) and third in the league in pass defense (197.2 yards per game).

- » Played in all 12 games as a junior, seeing time as a reserve linebacker and also on special teams units. Was one of the team's leading tacklers on special teams coverage and finished the year with 24 tackles.
- » Saw action in all 13 games with one start as a sophomore and played in 13 games on special teams as a freshman in 2013.

## PERSONAL

- » Honored as the 2012 Most Outstanding Defensive Player in Class 2A by the Louisiana Sports Writers Association. Also named to the 2012 Class 2A All-State Team by LSWA after recording 124 tackles in his senior season.
- » Led John Curtis to the Class 2A State Championship in his junior and senior seasons. Racked up 10 total tackles and scored a touchdown on a 80-yard fumble recovery in the 2012 Class-2A State Championship Game.
- » Parents are Kesha Riley and Duke Bergham. Majoring in sport administration

## TRANSACTIONS

- » Selected by the Falcons in the third round (75th overall) of the 2017 NFL Draft.

## DUKE RILEY - NFL REGULAR SEASON STATISTICS

		TACKLES										INTERCEPTIONS					FUMBLES					ST					MISC				
DATE	TEAM	GP	GS	TK	S	A	TFL	YDS	SK	YDS	QBH	NO	YDS	LG	TD	PD	FF	FR	YDS	TK	S	A	FF	FR	S	A	FF	FR	S	A	
2017	Falcons	12	6	24	12	12	0	0	0.0	0.0	0	0	0	0	0	0	0	0	0	6	3	3	0	0	0	0	0	0	0	0	
NFL TOTALS		12	6	24	12	12	0	0	0.0	0.0	0	0	0	0	0	0	0	0	0	6	3	3	0	0	0	0	0	0	0	0	

## DUKE RILEY - NFL POSTSEASON STATISTICS

TACKLES											INTERCEPTIONS					FUMBLES					ST					MISC	
DATE	TEAM	GP	GS	TK	S	A	TFL	YDS	SK	YDS	QBH	NO	YDS	LG	TD	PO	FF	FR	YDS	TK	S	A	FF	FR	S	A	
2017	Falcons	2	0	2	2	0	0	0	0.0	0.0	0	0	0	0	0	0	0	0	0	0	1	1	0	0	0	0	0
NFL TOTALS		2	0	2	2	0	0	0	0.0	0.0	0	0	0	0	0	0	0	0	0	0	1	1	0	0	0	0	0

## SINGLE-GAME HIGHS: DEFENSIVE

**Total Tackles** 6 vs. Miami Dolphins, Oct 15, 2017  
5 vs. Green Bay Packers, Sep 17, 2017  
5 at Chicago Bears, Sep 10, 2017

**Special Teams Tackles** 1 vs. Carolina Panthers, Dec 31, 2017  
1 at New Orleans Saints, Dec 24, 2017  
...4 more at 1.

# SINGLE-GAME HIGHS - POSTSEASON: DEFENSIVE

**Total Tackles** 1 at Philadelphia Eagles, Jan 13, 2018  
1 at Los Angeles Rams, Jan 06, 2018

**Special Teams Tackles** 1 at Los Angeles Rams, Jan 06, 2018

## 2017 GAME-BY-GAME REGULAR SEASON STATISTICS (FALCONS)

TACKLES										INTERCEPTIONS					FUMBLES			ST				MISC						
DATE	OPPONENT		TK	S	A	SK	YDS	TFL	YDS	QBH	NO	YDS	LG	TD	PD	FF	FR	YDS	TK	S	A	FF	FR	S	A	W/L	SCORE	
09/10	at Bears	S	5	3	2	0.0	0.0	0	0	0	0	0	0	0	0	0	0	0	0	1	0	1	0	0	0	0	W	23-17
09/17	PACKERS	P	5	3	2	0.0	0.0	0	0	0	0	0	0	0	0	0	0	0	0	1	0	1	0	0	0	0	W	34-23
09/24	at Lions	S	0	0	0	0.0	0.0	0	0	0	0	0	0	0	0	0	0	0	0	0	0	0	0	0	0	0	W	30-26
10/01	BILLS	S	2	0	2	0.0	0.0	0	0	0	0	0	0	0	0	0	0	0	0	0	0	0	0	0	0	0	L	17-23
10/15	DOLPHINS	S	6	1	5	0.0	0.0	0	0	0	0	0	0	0	0	0	0	0	0	0	0	0	0	0	0	0	L	17-20
10/22	at Patriots	S	1	1	0	0.0	0.0	0	0	0	0	0	0	0	0	0	0	0	0	0	0	0	0	0	0	0	L	7-23
10/29	at Jets										INACTIVE																W	25-20
11/05	at Panthers										INACTIVE																L	17-20
11/12	COWBOYS										INACTIVE																W	27-7
11/20	at Seahawks										INACTIVE																W	34-31
11/26	BUCCANEERS	P	1	1	0	0.0	0.0	0	0	0	0	0	0	0	0	0	0	0	1	1	0	0	0	0	0	0	W	34-20
12/03	VIKINGS	P	0	0	0	0.0	0.0	0	0	0	0	0	0	0	0	0	0	0	1	0	1	0	0	0	0	0	L	9-14
12/07	SAINTS	P	0	0	0	0.0	0.0	0	0	0	0	0	0	0	0	0	0	0	1	0	1	0	0	0	0	0	W	20-17
12/18	at Buccaneers	P	1	1	0	0.0	0.0	0	0	0	0	0	0	0	0	0	0	0	0	0	0	0	0	0	0	0	W	24-21
12/24	at Saints	P	2	1	1	0.0	0.0	0	0	0	0	0	0	0	0	0	0	0	1	1	0	0	0	0	0	0	L	13-23
12/31	PANTHERS	S	1	1	0	0.0	0.0	0	0	0	0	0	0	0	0	0	0	0	1	1	0	0	0	0	0	0	W	22-10
2017 TOTALS			12-6	24	12	12	0.0	0.0	0	0	0	0	0	0	0	0	0	0	6	3	3	0	0	0	0	0	10-6	

## 2017 GAME-BY-GAME POSTSEASON STATISTICS (FALCONS)


			TACKLES							INTERCEPTIONS					FUMBLES			ST				MISC					
DATE	OPPONENT		TK	S	A	SK	YDS	TFL	YDS	QBH	NO	YDS	LG	TD	PD	FF	FR	YDS	TK	S	A	FF	FR	S	A	W/L	SCORE
01/06	at Rams	P	1	1	0	0.0	0.0	0	0	0	0	0	0	0	0	0	0	0	1	1	0	0	0	0	0	W	26-13
01/13	at Eagles	P	1	1	0	0.0	0.0	0	0	0	0	0	0	0	0	0	0	0	0	0	0	0	0	0	0	L	10-15
2017 TOTALS		2-0	2	2	0	0.0	0.0	0	0	0	0	0	0	0	0	0	0	0	1	1	0	0	0	0	0	0	1-1

# Z

## MATT RYAN

QUARTERBACK

(11TH YEAR WITH FALCONS)



HOMETOWN: *EXTON, PA*

COLLEGE: *BOSTON COLLEGE*

BIRTHDATE:

**05 / 17 / 85**

HEIGHT:

**6'4"**

WEIGHT:

**217**

NFL EXP:

**11 YRS**

ACQUIRED:

**DIA '08**

### 2017 (FALCONS)

- » Completed 64.7 percent of his passes (342-of-529) for 4,095 yards with 20 touchdowns and a 91.4 QB rating in 2017.
- » Completed 65.2 percent of his passes (43-of-66) for 428 yards with two touchdowns and a 93.5 passer rating two postseason games.
- » Connected with TE Austin Hooper for an 88-yard touchdown, the longest by a tight end in a Week 1 game in NFL history at Chicago.
- » Became the fastest player in NFL history to reach 40,000 passing yards, accomplishing the feat in 151 games (Drew Brees - 152 games)

### CAREER

- » In 10 seasons, has completed 3,630 of 5,593 (64.9 percent) for 41,796 yards and 260 touchdowns while posting a 93.4 passer rating.
- » Named NFL MVP and Offensive Player of the Year by the Associated Press after completing 69.9 percent of his passes for 4,944 yards with 38 touchdowns and a 117.1 passer rating. Posted a QB rating above 100 in 12 of 16 games in 2016, tying Tom Brady and Steve Young for the second most such games in a single season.
- » Earned his fourth career Pro Bowl nod and his first AP All Pro selection in 2016.
- » Owns franchise records for career passing yards (41,796), career pass attempts (5,593), career completions (3,630), career touchdowns (260), career passer rating (93.4), career completion percentage (64.9), and career 300-yard games (45).
- » Has led the Falcons to a 57-10 record when he records a passer rating of 100-or-better.
- » Has led the Falcons to a 26-5 record when he throws three-or-more touchdowns.
- » Has set single-season franchise marks for passing yards (4,944), pass attempts (651), completions (439), completion percentage (69.9), touchdown passes (38), and 300-yard games (7). Also owns the club records for consecutive passes without an interception (272) and consecutive completions (22).
- » Set franchise records for passing yards (4,944), touchdowns (38), passer rating (117.1), completion percentage (69.9), and 25+ yard passes (42) in 2016.
- » Ryan's 117.1 passer rating in 2016 was the fifth highest in a single season in NFL history.
- » Led the league with 9.3 yards per attempt, the highest mark since Kurt Warner in 2000 and the best average of any quarterback attempting 500 passes.
- » Set an NFL record by completing touchdown passes to 13 different receivers in 2016.
- » Completed 17-of-23 passes for 284 yards and threw a pair of touchdowns in Super Bowl LI against New

England. His 144.1 passer rating was the fourth-highest in Super Bowl history.

- » Led the Falcons to their second NFC title after throwing for 392 yards and four touchdowns in the conference championship game. Ryan completed 71.1 percent of his passes and finished the game with a 139.4 passer rating. He also scrambled for a 14-yard touchdown, his first TD run since 2012.
- » Opened the playoffs with a masterful performance against Seattle. Completed 26-of-37 passes for 338 yards with three touchdowns and a 125.7 passer rating to help Atlanta advance to the NFC Championship game.
- » Named NFC Player of the Month for the third time in his career, taking the award for the month of September.
- » Completed 407-of-614 pass attempts (66.3 percent) for 4,591 yards with 21 touchdowns, 16 interceptions, and an 89.0 quarterback rating in 2015. Became one of four passers to throw for 4,000 yards in each of the last five seasons. Also eclipsed 200 career touchdown passes.
- » Became the fifth fastest QB to pass for 30,000 yards, accomplishing the feat in his 117th game - Kurt Warner (114 games), Dan Marino (114 games), Peyton Manning (115 games), and Aaron Rodgers (116 games).
- » In 2014, set single game records for passer rating (155.9), completion percentage (87.5), and passing yards (448).
- » Completed 415 of 628 passes (66.1 percent) for 4,694 yards and 28 touchdowns, while posting 93.9 passer rating in 2014. Posted his fifth straight season throwing for 4,000 yards - only QB in franchise history to do so.
- » Broke former Falcons QB Steve Bartkowski's franchise record for career passing touchdowns (181) in 2014.
- » Completed 439 of 651 pass attempts (67.4 percent) for 4,515 yards with 26 touchdowns, 17 interceptions and an 89.6 quarterback rating. Became the first quarterback in club history to throw for 4,000 yards in three straight seasons in 2013.
- » Continued to rewrite the Falcons record books in his sixth NFL season (2013), topping his own franchise records for attempts (651) and completions (439) while breaking QB Steve Bartkowski's record for career passing yards with 23,472.
- » Broke QB Steve Bartkowski's franchise record for career completions with his 1,872nd career completion on a 32-yard pass to WR Harry Douglas at Carolina (11/3/13). Bartkowski completed 1,871 passes in 11 seasons with the Falcons while Ryan completed 2,093 passes in his first six NFL seasons.
- » Earned his second career Pro Bowl nod in 2012 after completing 422 of 615 pass attempts with an NFL-best 68.6 completion percentage for 4,719 yards with 32 touchdowns and a 99.1 passer rating.

- » Ryan earned his 50th career win in his 69th career start, with a 30-17 victory over the Eagles in Week 8 (10/28/12). He tied QB Ben Roethlisberger as the second fastest active quarterback to reach the 50 win milestone. QB Tom Brady is the only active quarterback to reach 50 wins in fewer games (65).
- » Led the Falcons to a 13-3 regular season record and a trip to the NFC Championship Game in 2012. Picked up his first career playoff win, topping Seattle in the NFC Divisional round.
- » His 68.6 completion percentage led the NFL in 2012 and was the 13th best single-season performance by any NFL quarterback attempting at least 300 passes.
- » Joined NFC South rival QB Drew Brees as the only quarterbacks in NFL history to attempt 600+ passes and complete 68+ percent of those passes in a single season in 2012.
- » Broke QB Steve Bartkowski's franchise record of 197 consecutive pass attempts without an interception by tossing 272 attempts without an INT before being picked off at San Diego (9/23/12).
- » Set a franchise record by completing 22 consecutive pass attempts, including his first 12 at Detroit (12/22/12), which was tied for the third longest in NFL history.
- » Completed 30 of 42 pass attempts for a Falcons' playoff record 396 yards with three touchdowns and a 114.8 passer rating in the NFC Championship Game vs. San Francisco (1/20).
- » Broke QB Steve Bartkowski franchise record of 23,470 career passing yards in 2013.
- » His 56 wins in his first five seasons were the most by any starting quarterback in his first five seasons in NFL history.
- » Completed 347 of 566 pass attempts (61.3 percent) for 4,177 yards with 29 touchdown passes, 12 interceptions and a 92.2 passer rating in 2011.
- » Joined QB Dan Marino and QB Joe Flacco as one of three quarterbacks since 1950 to post 40-or-more wins in their first four seasons after leading the Falcons to an 11-5 record in 2011.
- » Earned his first Pro Bowl selection in 2010. In 16 starts, set franchise records with 357 completions on 571 pass attempts. Threw for career-highs with 3,705 yards and 28 touchdowns with a career-low nine interceptions and a 91.0 passer rating.
- » With a 31-10 win over the Carolina Panthers in the season finale in 2010, Ryan tied Hall of Fame QB Dan Marino for the most wins by a quarterback in his first three seasons since the 1970 AFL-NFL merger with 33. In three seasons, Ryan posted a 33-13 record.
- » Earned NFC Offensive Player of the Month honors in November (2010) after completing 106 of 153 pass attempts (69.3 percent) for 1,001 yards, seven touchdowns and zero interceptions in leading the Falcons to a 4-0 record in the month.
- » Named Associated Press NFL Offensive Rookie of the Year and Sporting News Rookie of the Year after completing 265 of 434 passes for 3,440 yards, 16 touchdowns and 11 interceptions for an 87.7 passer rating in his first season.
- » His 3,440 passing yards in 2008 ranked sixth in a single season in team history as he became one of two rookie quarterbacks in NFL history to amass over 3,000 passing yards in his first season (Peyton Manning).
- » Became the first rookie quarterback in club history to win 11 games and, along with Baltimore Ravens quarterback Joe Flacco, was the first rookie quarterback to start all 16 games and lead their teams to the playoffs.
- » Tied with Flacco by posting the best regular season record (since the 1970 merger) by a rookie quarterback who started all 16 games (11-5).

- » Became the first player in franchise history to earn NFC Rookie of the Month accolades (October of 2008) while earning conference offensive player of the week honors (9) and Diet Pepsi Rookie of the Week titles (Weeks 6 and 15).

## COLLEGE

- » Following a stellar career at Boston College, emerged as a Heisman Trophy candidate while earning ACC Player of the Year honors as a senior.
- » Ranked eighth in the nation in total offense and established school records for 400-yard passing performances in both a career and a season while tallying 4,507 yards in 2007. His five 400-yard performances in a career broke the school record set by Doug Flutie and his four games with over 400 yards in 2007 also set a Boston College season record.
- » Completed 807 of 1,347 passes for 9,313 yards and 56 touchdowns in his Eagle career.
- » His 807 completions and 1,347 attempts established school career-records while his completion percentage of 59.9 ranked third in school annals.
- » His 9,313 passing yards placed him third on the Boston College all-time record list behind Doug Flutie and Glenn Foley.
- » With his 388 pass completions in 2007, Ryan joined Philip Rivers of North Carolina State and Ben Bennett of Duke as the only quarterbacks in ACC history to complete 300 passes in a season.
- » Ryan's 31 touchdown passes in 2007 broke the old school season-record of 27 by Doug Flutie in 1984.
- » His career-high 435 yards against Georgia Tech in 2007 rank sixth on the school's game-record passing list.
- » With five touchdown passes against Wake Forest in 2007, Ryan finished one shy of tying the school record of six, held by Flutie.
- » Of the Division I-A quarterbacks in the draft who started 24 or more games, Ryan won 76.5 percent of his 34 starts.

## PERSONAL

- » Attended William Penn Charter School in Philadelphia, Pa. and earned All-East honors from Tom Lemming's Prep Football Report.
- » Captured All-Southeastern Pennsylvania accolades as a senior quarterback in addition to receiving All-City first-team honors in 2002 and second-team recognition in 2001.
- » Threw for more than 1,300 yards with 15 touchdowns and just two interceptions as a senior.
- » Captained the school's basketball and baseball teams.
- » 2004 recipient of Boston College's Mall Scholar-Athlete Award.
- » Son of Michael and Bernice Ryan and has three siblings.
- » Holds the annual Matt Ryan Celebrity - Am Classic to benefit Children's Healthcare of Atlanta at TPC Sugarloaf.
- » Hosts the annual Matt Ryan Football camp at Centennial High School, providing area youth the opportunity to learn football fundamentals from some of Ryan's teammates as well as area youth coaches.
- » Participated as a celebrity waiter for the 4th annual Huddle Up for Miracles hosted by Head Coach Mike Smith at 103 West in Atlanta to benefit Children's Miracle Network.
- » Participated in the Extra Yard partnership program the past (3) seasons and has purchased (40) season tickets and t-shirts for the Metro Atlanta Boys & Girls Club.

## TRANSACTIONS

- » Selected as a first round (3rd pick overall) draft choice by Atlanta in 2008.
- » Signed a five-year contract extension on July 25, 2013.
- » Signed a five-year contract extension on May 4, 2018.

### MATT RYAN - NFL REGULAR SEASON PASSING STATISTICS

DATE	TEAM	GP	GS	ATT.	CMP.	PCT.	YDS	AVG.	TD	INT.	LG	SK	LST	RATE
2017	Falcons	16	16	529	342	64.7	4,095	7.7	20	12	88t	24	156	91.4
2016	Falcons	16	16	534	373	69.9	4,944	9.3	38	7	76t	37	235	117.1
2015	Falcons	16	16	614	407	66.3	4,591	7.5	21	16	70t	30	206	89.0
2014	Falcons	16	16	628	415	66.1	4,694	7.5	28	14	79	31	205	93.9
2013	Falcons	16	16	651	439	67.4	4,515	6.9	26	17	81t	44	298	89.6
2012	Falcons	16	16	615	422	68.6	4,719	7.7	32	14	80t	28	210	99.1
2011	Falcons	16	16	566	347	61.3	4,177	7.4	29	12	80t	26	173	92.2
2010	Falcons	16	16	571	357	62.5	3,705	6.5	28	9	46	23	158	91.0
2009	Falcons	14	14	451	263	58.3	2,916	6.5	22	14	90t	19	92	80.9
2008	Falcons	16	16	434	265	61.1	3,440	7.9	16	11	70t	17	104	87.7
<b>TOTALS</b>		<b>158</b>	<b>158</b>	<b>5,593</b>	<b>3,630</b>	<b>64.9</b>	<b>41,796</b>	<b>7.5</b>	<b>260</b>	<b>126</b>	<b>90t</b>	<b>279</b>	<b>1,837</b>	<b>93.4</b>

### MATT RYAN - NFL POSTSEASON PASSING STATISTICS

DATE	TEAM	GP	GS	ATT.	CMP.	PCT.	YDS	AVG.	TD	INT.	LG	SK	LST	RATE
2017	Falcons	2	2	66	43	65.2	428	6.5	2	0	52	6	35	93.5
2016	Falcons	3	3	98	70	71.4	1,014	10.3	9	0	73t	8	59	135.3
2012	Falcons	2	2	77	54	70.1	646	8.4	6	3	47t	1	0	105.2
2011	Falcons	1	1	41	24	58.5	199	4.9	0	0	21	2	16	71.1
2010	Falcons	1	1	29	20	69.0	186	6.4	1	2	22	5	37	69.0
2008	Falcons	1	1	40	26	65.0	199	5.0	2	2	28	3	9	72.8
<b>TOTALS</b>		<b>10</b>	<b>10</b>	<b>351</b>	<b>237</b>	<b>67.5</b>	<b>2,672</b>	<b>7.6</b>	<b>20</b>	<b>7</b>	<b>73t</b>	<b>25</b>	<b>156</b>	<b>100.8</b>

### MATT RYAN - NFL REGULAR SEASON RUSHING STATISTICS

DATE	TEAM	NO.	YDS.	AVG.	LG	TD
2017	Falcons	32	143	4.5	16	0
2016	Falcons	35	117	3.3	18	0
2015	Falcons	36	63	1.8	18	0
2014	Falcons	29	145	5.0	15	0
2013	Falcons	17	55	3.2	17	0
2012	Falcons	34	141	4.1	16	1
2011	Falcons	37	84	2.3	12	2
2010	Falcons	46	122	2.7	20	0
2009	Falcons	30	49	1.6	7	1
2008	Falcons	55	104	1.9	17	1
<b>TOTALS</b>		<b>351</b>	<b>1,023</b>	<b>2.9</b>	<b>20</b>	<b>5</b>

### MATT RYAN - NFL POSTSEASON RUSHING STATISTICS

DATE	TEAM	NO.	YDS.	AVG.	LG	TD
2017	Falcons	6	5	0.8	4	0
2016	Falcons	6	20	3.3	14t	1
2012	Falcons	3	9	3.0	6	0
2011	Falcons	3	3	1.0	3	0
2010	Falcons	1	0	0.0	0	0
2008	Falcons	4	6	1.5	2	0
<b>TOTALS</b>		<b>23</b>	<b>43</b>	<b>1.9</b>	<b>14t</b>	<b>1</b>

# SINGLE-GAME HIGHS: QUARTERBACK

<b>Pass Attempts</b>	61 at Arizona Cardinals, Oct 27, 2013 54 vs. New England Patriots, Sep 29, 2013 52 at New Orleans Saints, Nov 11, 2012 ...3 more at 52.
<b>Pass Completions</b>	37 vs. Tampa Bay Buccaneers, Nov 01, 2015 37 at San Francisco 49ers, Dec 23, 2013 36 vs. New York Jets, Oct 07, 2013
<b>Yards Passing</b>	503 vs. Carolina Panthers, Oct 02, 2016 448 vs. New Orleans Saints, Sep 07, 2014 421 vs. New England Patriots, Sep 29, 2013 4 vs. New Orleans Saints, Jan 01, 2017
<b>TD Passes</b>	4 at Tampa Bay Buccaneers, Nov 03, 2016 ...5 more at 4.
<b>Long Passes</b>	90t at San Francisco 49ers, Oct 11, 2009 88t at Chicago Bears, Sep 10, 2017 81t vs. Los Angeles Rams, Sep 15, 2013
<b>Completion Percentage</b>	87.5 vs. Tampa Bay Buccaneers, Sep 18, 2014 85.7 vs. Green Bay Packers, Nov 28, 2010 82.2 vs. Tampa Bay Buccaneers, Nov 01, 2015

<b>Passer Rating</b>	155.9 vs. Tampa Bay Buccaneers, Sep 18, 2014 148.4 vs. Tampa Bay Buccaneers, Oct 20, 2013 144.7 at Tampa Bay Buccaneers, Nov 03, 2016
<b>Rush Attempts</b>	6 at New York Jets, Oct 29, 2017 6 vs. Carolina Panthers, Dec 27, 2015 ...7 more at 6.
<b>Rushing Yards</b>	37 at New England Patriots, Oct 22, 2017 29 at Tampa Bay Buccaneers, Dec 18, 2017 28 at Cincinnati Bengals, Sep 14, 2014
<b>Longest Runs</b>	20 vs. New Orleans Saints, Dec 27, 2010 18 at New Orleans Saints, Sep 26, 2016 18 at Dallas Cowboys, Sep 27, 2015
<b>Rushing TDs</b>	1 at Kansas City Chiefs, Sep 09, 2012 1 at Detroit Lions, Oct 23, 2011 ...3 more at 1.

# SINGLE-GAME HIGHS - POSTSEASON: QUARTERBACK

<b>Pass Attempts</b>	42 vs. San Francisco 49ers, Jan 20, 2013 41 at New York Giants, Jan 08, 2012 40 at Arizona Cardinals, Jan 03, 2009
<b>Pass Completions</b>	30 vs. San Francisco 49ers, Jan 20, 2013 27 vs. Green Bay Packers, Jan 22, 2017 26 vs. Seattle Seahawks, Jan 14, 2017 ...1 more at 26.
<b>Yards Passing</b>	396 vs. San Francisco 49ers, Jan 20, 2013 392 vs. Green Bay Packers, Jan 22, 2017 338 vs. Seattle Seahawks, Jan 14, 2017
<b>TD Passes</b>	4 vs. Green Bay Packers, Jan 22, 2017 3 vs. Seattle Seahawks, Jan 14, 2017 3 vs. San Francisco 49ers, Jan 20, 2013 ...1 more at 3.
<b>Long Passes</b>	73t vs. Green Bay Packers, Jan 22, 2017 53 vs. Seattle Seahawks, Jan 14, 2017 52 at Los Angeles Rams, Jan 06, 2018
<b>Completion Percentage</b>	73.9 vs. New England Patriots, Feb 05, 2017 71.4 vs. San Francisco 49ers, Jan 20, 2013 71.1 vs. Green Bay Packers, Jan 22, 2017

<b>Passer Rating</b>	144.1 vs. New England Patriots, Feb 05, 2017 139.4 vs. Green Bay Packers, Jan 22, 2017 125.7 vs. Seattle Seahawks, Jan 14, 2017
<b>Rush Attempts</b>	6 at Los Angeles Rams, Jan 06, 2018 4 at Arizona Cardinals, Jan 03, 2009 3 vs. Green Bay Packers, Jan 22, 2017 ...2 more at 3.
<b>Rushing Yards</b>	23 vs. Green Bay Packers, Jan 22, 2017 6 vs. Seattle Seahawks, Jan 13, 2013 6 at Arizona Cardinals, Jan 03, 2009
<b>Longest Runs</b>	14t vs. Green Bay Packers, Jan 22, 2017 9 vs. Green Bay Packers, Jan 22, 2017 6 vs. Seattle Seahawks, Jan 13, 2013
<b>Rushing TDs</b>	1 vs. Green Bay Packers, Jan 22, 2017

# 2017 GAME-BY-GAME REGULAR SEASON STATISTICS (FALCONS)

PASSING														RUSHING					
DATE	OPPONENT	P/S	ATT	CMP	YDS	PCT	Y/A	Y/C	TD	INT	LG	SK/YD	RATE	ATT	YDS	LG	TD	W/L	SCORE
09/10	at Bears	S	30	21	321	70.0	10.7	15.3	1	0	88t	2/13	116.1	3	11	13	0	W	23-17
09/17	PACKERS	S	28	19	252	67.9	9.0	13.3	1	0	34	3/29	108.0	1	8	8	0	W	34-23
09/24	at Lions	S	35	24	294	68.6	8.4	12.3	2	3	40t	2/17	77.6	1	-1	-1	0	W	30-26
10/01	BILLS	S	42	24	242	57.1	5.8	10.1	1	2	39	1/0	61.8	1	8	8	0	L	17-23
10/15	DOLPHINS	S	35	24	248	68.6	7.1	10.3	1	1	40t	2/9	86.4	0	0	0	0	L	17-20
10/22	at Patriots	S	33	23	233	69.7	7.1	10.1	1	0	22	1/10	99.7	3	37	16	0	L	7-23
10/29	at Jets	S	29	18	254	62.1	8.8	14.1	2	0	53	1/8	113.3	6	17	14	0	W	25-20
11/05	at Panthers	S	38	24	313	63.2	8.2	13.0	2	1	40	2/11	95.6	1	-1	-1	0	L	17-20
11/12	COWBOYS	S	29	22	215	75.9	7.4	9.8	2	1	34	1/11	104.8	0	0	0	0	W	27-7
11/20	at Seahawks	S	27	19	195	70.4	7.2	10.3	2	0	29	1/5	115.5	3	12	14	0	W	34-31
11/26	BUCCANEERS	S	35	26	317	74.3	9.1	12.2	1	0	44	0/0	111.2	1	1	1	0	W	34-20
12/03	VIKINGS	S	29	16	173	55.2	6.0	10.8	0	0	20	0/0	72.9	1	1	1	0	L	9-14
12/07	SAINTS	S	27	15	221	55.6	8.2	14.7	1	3	38	1/10	55.2	3	0	2	0	W	20-17
12/18	at Buccaneers	S	31	17	212	54.8	6.8	12.5	1	0	29	1/3	87.0	3	29	12	0	W	24-21
12/24	at Saints	S	36	22	288	61.1	8.0	13.1	1	1	44	5/24	84.0	2	7	8	0	L	13-23
12/31	PANTHERS	S	45	28	317	62.2	7.0	11.3	1	0	27	1/6	90.7	3	14	13	0	W	22-10
2017 TOTALS		16-16	529	342	4,095	64.7	7.7	12.0	20	12	88t	24/156	91.4	32	143	16	0	10-6	

## 2016 GAME-BY-GAME REGULAR SEASON STATISTICS (FALCONS)

PASSING														RUSHING					
DATE	OPPONENT	P/S	ATT	CMP	YDS	PCT	Y/A	Y/C	TD	INT	LG	SK/YD	RATE	ATT	YDS	LG	TD	W/L	SCORE
09/11	BUCCANEERS	S	39	27	334	69.2	8.6	12.4	2	0	59	3/12	112.6	3	10	8	0	L	24-31
09/18	at Raiders	S	34	26	396	76.5	11.6	15.2	3	1	48	1/7	131.5	0	0	0	0	W	35-28
09/26	at Saints	S	30	20	240	66.7	8.0	12.0	2	0	34	2/15	113.2	5	23	18	0	W	45-32
10/02	PANTHERS	S	37	28	503	75.7	13.6	18.0	4	1	75t	3/22	142.0	4	14	15	0	W	48-33
10/09	at Broncos	S	28	15	267	53.6	9.5	17.8	1	0	49	2/17	98.4	3	3	2	0	W	23-16
10/16	at Seahawks	S	42	27	335	64.3	8.0	12.4	3	1	46t	4/25	102.8	1	2	2	0	L	24-26
10/23	CHARGERS	S	34	22	273	64.7	8.0	12.4	1	1	50	3/17	87.0	3	8	7	0	L	30-33+
10/30	PACKERS	S	35	28	288	80.0	8.2	10.3	3	0	47t	2/11	129.5	2	9	10	0	W	33-32
11/03	at Buccaneers	S	34	25	344	73.5	10.1	13.8	4	0	32t	2/19	144.7	2	0	0	0	W	43-28
11/13	at Eagles	S	33	18	267	54.5	8.1	14.8	1	1	76t	2/12	78.7	0	0	0	0	L	15-24
11/27	CARDINALS	S	34	26	269	76.5	7.9	10.3	2	1	35t	3/25	106.1	4	15	11	0	W	38-19
12/04	CHIEFS	S	34	22	297	64.7	8.7	13.5	1	1	42	2/7	90.0	3	23	12	0	L	28-29
12/11	at Rams	S	28	18	237	64.3	8.5	13.2	3	0	64t	2/17	126.6	0	0	0	0	W	42-14
12/18	49ERS	S	23	17	286	73.9	12.4	16.8	2	0	59	1/0	144.5	1	-1	-1	0	W	41-13
12/24	at Panthers	S	33	27	277	81.8	8.4	10.3	2	0	31	4/21	121.8	2	9	7	0	W	33-16
01/01	SAINTS	S	36	27	331	75.0	9.2	12.3	4	0	35	1/8	139.9	2	2	3	0	W	38-32
2016 TOTALS	16-16		534	373	4,944	69.9	9.3	13.3	38	7	76t	37/235	117.1	35	117	18	0	11-5	

+ - Overtime

## 2015 GAME-BY-GAME REGULAR SEASON STATISTICS (FALCONS)

PASSING														RUSHING					
DATE	OPPONENT	P/S	ATT	CMP	YDS	PCT	Y/A	Y/C	TD	INT	LG	SK/YD	RATE	ATT	YDS	LG	TD	W/L	SCORE
09/14	EAGLES	S	34	23	298	67.6	8.8	13.0	2	2	44	1/8	90.1	5	7	6	0	W	26-24
09/20	at Giants	S	46	30	363	65.2	7.9	12.1	1	0	41	2/17	96.6	1	-1	-1	0	W	24-20
09/27	at Cowboys	S	36	24	285	66.7	7.9	11.9	2	0	45t	1/5	109.1	2	17	18	0	W	39-28
10/04	TEXANS	S	27	19	256	70.4	9.5	13.5	1	0	55	2/13	112.6	1	-1	-1	0	W	48-21
10/11	REDSKINS	S	42	24	254	57.1	6.0	10.6	0	2	25	3/12	55.1	3	20	10	0	W	25-19+
10/15	at Saints	S	44	30	295	68.2	6.7	9.8	2	0	30	5/32	102.0	4	10	5	0	L	21-31
10/25	at Titans	S	38	22	251	57.9	6.6	11.4	1	2	24	0/0	64.7	2	-3	-1	0	W	10-7
11/01	BUCCANEERS	S	45	37	397	82.2	8.8	10.7	2	1	35	1/2	109.0	3	2	2	0	L	20-23+
11/08	at 49ers	S	45	30	303	66.7	6.7	10.1	1	0	54	2/18	93.1	1	2	2	0	L	16-17
11/22	COLTS	S	46	25	280	54.3	6.1	11.2	3	3	36	1/5	67.3	2	7	6	0	L	21-24
11/29	VIKINGS	S	31	22	230	71.0	7.4	10.5	1	2	22	2/20	76.0	1	-1	-1	0	L	10-20
12/06	at Buccaneers	S	45	30	269	66.7	6.0	9.0	1	1	25	3/14	80.7	1	4	4	0	L	19-23
12/13	at Panthers	S	34	22	224	64.7	6.6	10.2	0	1	46	3/42	71.2	1	-1	-1	0	L	0-38
12/20	at Jaguars	S	35	22	246	62.9	7.0	11.2	1	1	23	1/1	81.4	3	0	2	0	W	23-17
12/27	PANTHERS	S	30	23	306	76.7	10.2	13.3	1	0	70t	2/10	119.6	6	1	7	0	W	20-13
01/03	SAINTS	S	36	24	334	66.7	9.3	13.9	2	1	42t	1/7	103.2	0	0	0	0	L	17-20
2015 TOTALS	16-16		614	407	4,591	66.3	7.5	11.3	21	16	70t	30/206	89.0	36	63	18	0	8-8	

+ - Overtime

## 2017 GAME-BY-GAME POSTSEASON STATISTICS (FALCONS)

			PASSING											RUSHING					
DATE	OPPONENT	P/S	ATT	CMP	YDS	PCT	Y/A	Y/C	TD	INT	LG	SK/YD	RATE	ATT	YDS	LG	TD	W/L	SCORE
01/06	at Rams	S	30	21	218	70.0	7.3	10.4	1	0	52	3/20	101.8	6	5	4	0	W	26-13
01/13	at Eagles	S	36	22	210	61.1	5.8	9.5	1	0	24	3/15	86.6	0	0	0	0	L	10-15
2017 TOTALS		2-2	66	43	428	65.2	6.5	10.0	2	0	52	6/35	93.5	6	5	4	0	1-1	

## 2016 GAME-BY-GAME POSTSEASON STATISTICS (FALCONS)

DATE	OPPONENT	P/S	PASSING											RUSHING					
			ATT	CMP	YDS	PCT	Y/A	Y/C	TD	INT	LG	SK/YD	RATE	ATT	YDS	LG	TD	W/L	SCORE
01/14	SEAHAWKS	S	37	26	338	70.3	9.1	13.0	3	0	53	3/15	125.7	3	-3	-1	0	W	36-20
01/22	PACKERS	S	38	27	392	71.1	10.3	14.5	4	0	73t	0/0	139.4	3	23	14t	1	W	44-21
02/05	PATRIOTS	S	23	17	284	73.9	12.3	16.7	2	0	39	5/44	144.1	0	0	0	0	L	28-34+
2016 TOTALS		3-3	98	70	1,014	71.4	10.3	14.5	9	0	73t	8/59	135.3	6	20	14t	1	2-1	

+ - Overtime




74

TY SAMBRAILO

TACKLE

(2ND YEAR WITH FALCONS)



HOMETOWN: *WATSONVILLE, CA*

COLLEGE: *COLORADO STATE*

BIRTHDATE: **03 / 10 / 92**

HEIGHT: **6'5"**

WEIGHT: **315**

NFL EXP: **4 YRS**

ACQUIRED: **TR '17 (DEN)**

2017 (FALCONS)

- » Made his first start for the Falcons at Detroit in Week 3. Saw action against Green Bay in relief of an injured RT Ryan Schraeder. Played in 15 games with two starts in 2017.

- » Voted first-team All-Mountain West Conference as a senior for CSU in 2014 after grading out to 90 percent of above in each contest while adding more than 60 knockdown blocks at left tackle.

PERSONAL

CAREER

- » Has seen action in 28 games with nine starts during his career. Started the first three games of his career before being placed on injured reserve. Returned to play in 10 games, making four starts in 2016.

- » A native of Watsonville, California. Attended Saint Francis Central Coast Catholic High School, where he was a two-way lineman and three-year team captain.

COLLEGE

- » Started 42-of-48 games at Colorado State, seeing time at all five positions along the offensive line in four seasons with the Rams.

- » Was a first-team all-state selection as a senior and was named the Santa Cruz Coast Athletic League Offensive and Defensive Lineman of the Year.

TRANSACTIONS

- » Originally selected by the Denver Broncos in the second round (59th overall) of the 2015 NFL Draft.
- » Traded to the Atlanta Falcons in exchange for a 2018 fifth-round draft pick on September 1, 2017.

TY SAMBRAILO - NFL REGULAR SEASON STATISTICS			
DATE	TEAM	GP	GS
2017	Falcons	15	2
2016	Broncos	10	4
2015	Broncos	3	3
NFL TOTALS		28	9


TY SAMBRAILO - NFL POSTSEASON STATISTICS			
DATE	TEAM	GP	GS
2017	Falcons	2	0
NFL TOTALS		2	0

12

## MOHAMED SANU

WIDE RECEIVER

(3RD YEAR WITH FALCONS)



HOMETOWN: SOUTH BRUNSWICK NJ

COLLEGE: RUTGERS

BIRTHDATE:  
08 / 02 / 89HEIGHT:  
6'2"WEIGHT:  
240NFL EXP:  
7 YRSACQUIRED:  
FA '16

## 2017 (FALCONS)

- » Hauled in a career-best 67 passes for 703 yards and five touchdowns, while averaging 10.5 yards per reception in 2017. Caught seven passes for 125 yards, including a playoff best 52-yard reception, in two postseason games.
- » Tossed a 51-yard touchdown to WR Julio Jones out of the 12-Gauge formation in Atlanta's Week 12 win over Tampa Bay. The scoring strike was his third career touchdown throw.

## CAREER

- » Has played in 87 games with 64 starts during six NFL seasons, posting 278 receptions for 3,149 yards with 20 touchdowns.
- » Started 15 games, catching 59 passes for 653 yards with four touchdowns in his first season in Atlanta.
- » Caught five passes for 80 yards, including a game-best 59-yard long reception and a five-yard touchdown in his Falcons debut against Tampa Bay (9/11/16).
- » Enjoyed his best game as a Falcon against Green Bay (10/30/16), catching nine passes for 84 yards including the game-winning touchdown on an 11-yard strike from Matt Ryan.
- » Caught four passes for 44 yards, including his first career playoff touchdown on a three-yard pass, in Atlanta's Divisional Round win over Seattle.
- » In four seasons with the Bengals, played in 57 games with 34 starts, while posting 152 receptions, 1,793 receiving yards, and 11 touchdowns.
- » Played in all 16 games with four starts. Caught 33 passes for 394 yards. Also added 71 yards on 10 carries with two touchdowns, including a 25-yard score.
- » A three-way threat, has completed six-of-six passes for 228 yards and three TDs with a perfect 158.3 passer rating.

Played in 16 games with 13 starts. Ranked third on team in receptions (56), second in receiving yards (790), and tied for fourth in TDs (five). Also ranked fourth on team in scrimmage yards (841).

- » Became first player since New England's David Patten

in 2001 to log a reception of 75-plus yards and a completion of 50-plus in the same game against the Falcons in 2014.

- » Totaled 47 receptions for 455 yards and two touchdowns in 2013.
- » Played in nine games as a rookie. Totaled 16 receptions for 154 yards and four touchdowns. Also added a 73-yard TD pass.

During his rookie season, hit WR A.J. Green for a 73-yard touchdown pass on the first play from scrimmage at Washington (9/23). Completion to Green was longest by an NFL player on first career attempt since 2003.

## COLLEGE

- » Played three seasons (2009-11) at Rutgers, catching Big East-record 210 passes, for 2263 yards and 12 touchdowns. Played in 38 games with 37 starts.
- » Passed for 207 yards with four touchdowns and no interceptions during career, and rushed for 653 yards with nine scores. His 115 receptions in 2011 shattered Larry Fitzgerald's Big East record of 92 set in 2003. Also broke the conference career receptions record of 207 set by former Scarlet Knight Brian Leonard (from 2003-06).
- » As a senior, helped Scarlet Knights to 9-4 record with Pinstripe Bowl win over Iowa State. His 16 receptions vs. Ohio in 2011 set a Big East single-game mark, and his 13 catches against both North Carolina and Army tied for the second-most in conference history.

## PERSONAL

- » Attended South Brunswick High School, where he played S, WR and QB, and he also punted during each of his three varsity seasons.
- » High school retired his uniform number (2) in 2013. In 2007, he passed for 900 yards and rushed for 700 on offense, and he had 90 tackles with five INTs on defense as South Brunswick gained its first playoff berth in nearly 40 years.
- » His parents are both natives of the West African nation of Sierra Leone.
- » Was a labor studies major at Rutgers. His favorite hobby is playing FIFA soccer video game.

## TRANSACTIONS

- » Originally selected by the Cincinnati Bengals in the third round (83rd overall) of the 2012 NFL Draft.
- » Signed by the Falcons as a free agent on March 10, 2016.

## MOHAMED SANU - NFL REGULAR SEASON STATISTICS

DATE	TEAM	GP	GS	RECEIVING					RUSHING				
				NO.	YDS	AVG	LG	TD	NO.	YDS.	AVG.	LG	TD
2017	Falcons	15	15	67	703	10.5	25	5	4	10	2.5	4	0
2016	Falcons	15	15	59	653	11.1	59	4	1	5	5.0	5	0
2015	Bengals	16	4	33	394	11.9	52	0	10	71	7.1	25t	2
2014	Bengals	16	13	56	790	14.1	76t	5	7	51	7.3	26	0
2013	Bengals	16	14	47	455	9.7	32	2	4	16	4.0	9	0
2012	Bengals	9	3	16	154	9.6	34	4	5	15	3.0	7	0
NFL TOTALS		87	64	278	3,149	11.3	76t	20	31	168	5.4	26	2

## MOHAMED SANU - NFL POSTSEASON STATISTICS

DATE	TEAM	GP	GS	RECEIVING					RUSHING				
				NO.	YDS	AVG	LG	TD	NO.	YDS.	AVG.	LG	TD
2017	Falcons	2	2	7	125	17.9	52	0	0	0	0.0	0	0
2016	Falcons	3	3	11	121	11.0	22	2	1	7	7.0	7	0
2015	Bengals	1	0	3	17	5.7	8	0	0	0	0.0	0	0
2014	Bengals	1	1	3	31	10.3	11	0	0	0	0.0	0	0
2013	Bengals	1	1	1	13	13.0	13	0	0	0	0.0	0	0
NFL TOTALS		8	7	25	307	12.3	52	2	1	7	7.0	7	0

## MOHAMED SANU - NFL REGULAR SEASON RETURN STATISTICS

DATE	TEAM	RET.	KICKOFF RETURNS				PUNT RETURNS					
			YDS.	AVG.	LG	TD	NO.	FC	YDS	AVG	LG	TD
2017	Falcons	0	0	0.0	0	0	0	0	0	0.0	0	0
2016	Falcons	0	0	0.0	0	0	0	0	0	0.0	0	0
2015	Bengals	1	2	2.0	2	0	0	0	0	0.0	0	0
2014	Bengals	0	0	0.0	0	0	0	0	0	0.0	0	0
2013	Bengals	0	0	0.0	0	0	0	0	0	0.0	0	0
2012	Bengals	0	0	0.0	0	0	0	0	0	0.0	0	0
NFL TOTALS		1	2	2.0	2	0	0	0	0	0.0	0	0

## MOHAMED SANU - NFL POSTSEASON RETURN STATISTICS

DATE	TEAM	RET.	KICKOFF RETURNS				PUNT RETURNS					
			YDS.	AVG.	LG	TD	NO.	FC	YDS	AVG	LG	TD
2017	Falcons	0	0	0.0	0	0	0	0	0	0.0	0	0
2016	Falcons	1	9	9.0	9	0	0	0	0	0.0	0	0
2015	Bengals	0	0	0.0	0	0	0	0	0	0.0	0	0
2014	Bengals	0	0	0.0	0	0	0	0	0	0.0	0	0
2013	Bengals	0	0	0.0	0	0	0	0	0	0.0	0	0
NFL TOTALS		1	9	9.0	9	0	0	0	0	0.0	0	0

### SINGLE-GAME HIGHS: RUSHING/RECEIVING

<b>Rush Attempts</b>	3 vs. Minnesota Vikings, Dec 22, 2013 2 vs. Baltimore Ravens, Jan 03, 2016 2 at Denver Broncos, Dec 28, 2015 ...2 more at 2.	<b>All-purpose yards</b>	152 vs. Baltimore Ravens, Oct 26, 2014 120 vs. Carolina Panthers, Oct 12, 2014 104 vs. Jacksonville Jaguars, Nov 02, 2014 1 at Arizona Cardinals, Nov 22, 2015
<b>Rushing Yards</b>	27 vs. Baltimore Ravens, Oct 26, 2014 25 vs. Cleveland Browns, Nov 05, 2015 12 vs. Minnesota Vikings, Dec 22, 2013	<b>Kickoff Returns</b>	2 at Arizona Cardinals, Nov 22, 2015
<b>Longest Runs</b>	26 vs. Baltimore Ravens, Oct 26, 2014 25t vs. Cleveland Browns, Nov 05, 2015 10 vs. Baltimore Ravens, Jan 03, 2016 ...1 more at 10.	<b>Kickoff Return Yards</b>	2 at Arizona Cardinals, Nov 22, 2015
<b>Rushing TDs</b>	1 at Denver Broncos, Dec 28, 2015 1 vs. Cleveland Browns, Nov 05, 2015	<b>Longest Kickoff Return</b>	2 at Arizona Cardinals, Nov 22, 2015
<b>Receptions</b>	10 vs. Carolina Panthers, Oct 12, 2014 9 vs. Green Bay Packers, Oct 30, 2016 8 vs. Tampa Bay Buccaneers, Nov 26, 2017 ...1 more at 8.	<b>Special Teams Tackles</b>	1 vs. New York Giants, Nov 11, 2012
<b>Receiving Yards</b>	125 vs. Baltimore Ravens, Oct 26, 2014 120 vs. Carolina Panthers, Oct 12, 2014 95 vs. Jacksonville Jaguars, Nov 02, 2014	<b>Miscellaneous Tackles</b>	1 vs. Dallas Cowboys, Nov 12, 2017 1 vs. Arizona Cardinals, Nov 27, 2016 ...5 more at 1.
<b>Longest Receptions</b>	76t vs. Atlanta Falcons, Sep 14, 2014 59 vs. Tampa Bay Buccaneers, Sep 11, 2016 53 vs. Baltimore Ravens, Oct 26, 2014	<b>Most TDs</b>	2 vs. Oakland Raiders, Nov 25, 2012 1 vs. New Orleans Saints, Dec 07, 2017 1 vs. Tampa Bay Buccaneers, Nov 26, 2017 ...21 more at 1.
<b>Receiving TDs</b>	2 vs. Oakland Raiders, Nov 25, 2012 1 vs. New Orleans Saints, Dec 07, 2017 1 at Seattle Seahawks, Nov 20, 2017 ...16 more at 1.		

### SINGLE-GAME HIGHS - POSTSEASON: RUSHING/RECEIVING

<b>Rush Attempts</b>	1 vs. Green Bay Packers, Jan 22, 2017	<b>All-purpose yards</b>	75 at Los Angeles Rams, Jan 06, 2018
<b>Rushing Yards</b>	7 vs. Green Bay Packers, Jan 22, 2017		68 vs. Green Bay Packers, Jan 22, 2017
<b>Longest Runs</b>	7 vs. Green Bay Packers, Jan 22, 2017		50 at Philadelphia Eagles, Jan 13, 2018
<b>Receptions</b>	5 vs. Green Bay Packers, Jan 22, 2017 4 at Los Angeles Rams, Jan 06, 2018 4 vs. Seattle Seahawks, Jan 14, 2017	<b>Kickoff Returns</b>	1 vs. Green Bay Packers, Jan 22, 2017
<b>Receiving Yards</b>	75 at Los Angeles Rams, Jan 06, 2018 52 vs. Green Bay Packers, Jan 22, 2017 50 at Philadelphia Eagles, Jan 13, 2018	<b>Kickoff Return Yards</b>	9 vs. Green Bay Packers, Jan 22, 2017
<b>Longest Receptions</b>	52 at Los Angeles Rams, Jan 06, 2018 24 at Philadelphia Eagles, Jan 13, 2018 22 vs. Seattle Seahawks, Jan 14, 2017	<b>Longest Kickoff Return</b>	9 vs. Green Bay Packers, Jan 22, 2017
<b>Receiving TDs</b>	1 vs. Green Bay Packers, Jan 22, 2017 1 vs. Seattle Seahawks, Jan 14, 2017	<b>Miscellaneous Tackles</b>	1 vs. Los Angeles Chargers, Jan 05, 2014
		<b>Most TDs</b>	1 vs. Green Bay Packers, Jan 22, 2017 1 vs. Seattle Seahawks, Jan 14, 2017

### 100-YARD RECEIVING GAMES (2): REGULAR SEASON

DATE	TEAM	NO.	YDS.	AVG.	LG	TD
10/12/14	PANTHERS	10	120	12.0	34t	1
10/26/14	RAVENS	5	125	25.0	53	0

## 2017 GAME-BY-GAME REGULAR SEASON STATISTICS (FALCONS)

RECEIVING							RUSHING						
DATE	OPPONENT	P/S	NO	YDS	LG	TD	ATT	YDS	LG	TD	W/L	SCORE	
09/10	at Bears	S	6	47	15	0	0	0	0	0	W	23-17	
09/17	PACKERS	S	5	85	24	0	0	0	0	0	W	34-23	
09/24	at Lions	S	4	28	12	1	0	0	0	0	W	30-26	
10/01	BILLS	S	1	3	3	0	1	4	4	0	L	17-23	
10/15	DOLPHINS		INACTIVE									L	17-20
10/22	at Patriots	S	6	65	19	0	0	0	0	0	L	7-23	
10/29	at Jets	S	6	74	23	1	0	0	0	0	W	25-20	
11/05	at Panthers	S	3	23	10	1	0	0	0	0	L	17-20	
11/12	COWBOYS	S	3	29	14	0	0	0	0	0	W	27-7	
11/20	at Seahawks	S	3	34	21	1	1	3	3	0	W	34-31	
11/26	BUCCANEERS	S	8	64	25	0	0	0	0	0	W	34-20	
12/03	VIKINGS	S	3	43	17	0	0	0	0	0	L	9-14	
12/07	SAINTS	S	6	83	22	1	0	0	0	0	W	20-17	
12/18	at Buccaneers	S	2	23	21	0	1	3	3	0	W	24-21	
12/24	at Saints	S	4	31	10	0	0	0	0	0	L	13-23	
12/31	PANTHERS	S	7	71	18	0	1	0	0	0	W	22-10	
2017 TOTALS		15-15	67	783	25	5	4	18	4	0	10-6		

## 2016 GAME-BY-GAME REGULAR SEASON STATISTICS (FALCONS)

RECEIVING							RUSHING						
DATE	OPPONENT	P/S	NO	YDS	LG	TD	ATT	YDS	LG	TD	W/L	SCORE	
09/11	BUCCANEERS	S	5	80	59	1	0	0	0	0	L	24-31	
09/18	at Raiders	S	3	19	15	0	0	0	0	0	W	35-28	
09/26	at Saints	S	3	31	16	0	0	0	0	0	W	45-32	
10/02	PANTHERS	S	2	22	18	0	0	0	0	0	W	48-33	
10/09	at Broncos	S	3	43	22	0	0	0	0	0	W	23-16	
10/16	at Seahawks	S	5	47	14	1	0	0	0	0	L	24-26	
10/23	CHARGERS	S	2	16	11	0	0	0	0	0	L	30-33+	
10/30	PACKERS	S	9	84	14	1	0	0	0	0	W	33-32	
11/03	at Buccaneers	S	5	74	24	0	0	0	0	0	W	43-28	
11/13	at Eagles	S	2	14	8	0	0	0	0	0	L	15-24	
11/27	CARDINALS	S	8	65	12	0	1	5	5	0	W	38-19	
12/04	CHIEFS	S	2	26	18	0	0	0	0	0	L	28-29	
12/11	at Rams		INACTIVE									W	42-14
12/18	49ERS	S	3	44	18	0	0	0	0	0	W	41-13	
12/24	at Panthers	S	3	56	28	0	0	0	0	0	W	33-16	
01/01	SAINTS	S	4	32	15	1	0	0	0	0	W	38-32	
2016 TOTALS	15-15		59	653	59	4	1	5	5	0	11-5		

+ - Overtime

## 2015 GAME-BY-GAME REGULAR SEASON STATISTICS (BENGALS)

RECEIVING							RUSHING						
DATE	OPPONENT	P/S	NO	YDS	LG	TD	ATT	YDS	LG	TD	W/L	SCORE	
09/13	at Raiders	S	2	34	28	0	0	0	0	0	W	33-13	
09/20	CHARGERS	P	1	15	15	0	0	0	0	0	W	24-19	
09/27	at Ravens	P	2	28	19	0	1	6	6	0	W	28-24	
10/04	CHIEFS	S	4	84	52	0	0	0	0	0	W	36-21	
10/11	SEAHAWKS	P	5	69	25	0	0	0	0	0	W	27-24+	
10/18	at Bills	P	2	30	24	0	1	8	8	0	W	34-21	
11/01	at Steelers	S	2	10	7	0	0	0	0	0	W	16-10	
11/05	BROWNS	P	3	25	9	0	1	25	25t	1	W	31-10	
11/16	TEXANS	P	1	5	5	0	0	0	0	0	L	6-10	
11/22	at Cardinals	P	2	19	10	0	1	2	2	0	L	31-34	
11/29	RAMS	P	1	8	8	0	0	0	0	0	W	31-7	
12/06	at Browns	P	0	0	0	0	1	7	7	0	W	37-3	
12/13	STEELERS	P	2	24	23	0	0	0	0	0	L	20-33	
12/20	at 49ers	S	2	8	6	0	1	2	2	0	W	24-14	
12/28	at Broncos	P	3	29	20	0	2	10	6t	1	L	17-20+	
01/03	RAVENS	P	1	6	6	0	2	11	10	0	W	24-16	
2015 TOTALS		16-4	33	394	52	0	10	71	25t	2	12-4		

+ - Overtime

## 2017 GAME-BY-GAME POSTSEASON STATISTICS (FALCONS)

DATE	OPPONENT	P/S	RECEIVING				RUSHING				TD	W/L	SCORE
			NO	YDS	LG	TD	ATT	YDS	LG	TD			
01/06	at Rams	S	4	75	52	0	0	0	0	0	0	W	26-13
01/13	at Eagles	S	3	50	24	0	0	0	0	0	0	L	10-15
2017 TOTALS		2-2	7	125	52	0	0	0	0	0	0	1-1	

## 2016 GAME-BY-GAME POSTSEASON STATISTICS (FALCONS)

DATE	OPPONENT	P/S	RECEIVING				RUSHING				TD	W/L	SCORE
			NO	YDS	LG	TD	ATT	YDS	LG	TD			
01/14	SEAHAWKS	S	4	44	22	1	0	0	0	0	0	W	36-20
01/22	PACKERS	S	5	52	16	1	1	7	7	0	0	W	44-21
02/05	PATRIOTS	S	2	25	13	0	0	0	0	0	0	L	28-34+
2016 TOTALS		3-3	11	121	22	2	1	7	7	0	0	2-1	

+ - Overtime

## 2015 GAME-BY-GAME POSTSEASON STATISTICS (BENGALS)


DATE	OPPONENT	P/S	RECEIVING				RUSHING				TD	W/L	SCORE
			NO	YDS	LG	TD	ATT	YDS	LG	TD			
01/09	STEELERS	P	3	17	8	0	0	0	0	0	0	L	16-18
2015 TOTALS		1-0	3	17	8	0	0	0	0	0	0	0-1	

85

ERIC SAUBERT

TIGHT END

(2ND YEAR WITH FALCONS)



HOMETOWN: *HOFFMAN ESTATES, IL*

COLLEGE: *DRAKE*

BIRTHDATE: **05/01/94**

HEIGHT: **6'5"**

WEIGHT: **253**

NFL EXP: **2 YRS**

ACQUIRED: **05 '17**

2017 (FALCONS)

- » Made his NFL debut in Atlanta's season opening win at Chicago. Played in 14 games during his rookie season.

COLLEGE

- » Earned his fourth All-PFL accolade of his career after being named first-team PFL. Ranked 19th in the nation 10 receiving touchdowns. Was second among tight ends with 70.5 receiving yards per game. Recorded 56 receptions for 776 receiving yards.
- » Named to FCS ADA All-America team, AP FCS All-America third-team selection, and third-team honoree for the STATS FCS All-America team. Earned All-PFL first team honors, led the team with 48 receptions. Also tallied 506 receiving yards and six touchdowns.

- » Earned honorable mention All-PFL honors after totaling 32 receptions for 348 yards and two touchdowns in 2014.
- » Named first team All-PFL and was second on the team in receiving with 47 catches for 549 yards. Scored two touchdowns and averaged 49.9 yards receiving per game.

PERSONAL

- » Two-year football letterwinner at Hoffman Estates. Earned a spot on the A-Honor Roll as well as an Outstanding Service Award from Hoffman Estates High School.
- » Son of Michael and Kimberly Saubert.

TRANSACTIONS

- » Selected by the Falcons in the fifth round (174th overall) of the 2017 NFL Draft.

ERIC SAUBERT - NFL REGULAR SEASON STATISTICS													
		RECEIVING							RUSHING				
DATE	TEAM	GP	GS	NO.	YDS	AVG	LG	TD	NO.	YDS.	AVG.	LG	TD
2017	Falcons	14	0	0	0	0.0	0	0	0	0	0.0	0	0
NFL TOTALS		14	0	0	0	0.0	0	0	0	0	0.0	0	0

ERIC SAUBERT - NFL POSTSEASON STATISTICS													
		RECEIVING							RUSHING				
DATE	TEAM	GP	GS	NO.	YDS	AVG	LG	TD	NO.	YDS.	AVG.	LG	TD
2017	Falcons	0	0	0	0	0.0	0	0	0	0	0.0	0	0
NFL TOTALS		0	0	0	0	0.0	0	0	0	0	0.0	0	0

SINGLE-GAME HIGHS: RUSHING/RECEIVING

Special Teams Tackles

1 at Chicago Bears, Sep 10, 2017

2017 GAME-BY-GAME REGULAR SEASON STATISTICS (FALCONS)

DATE	OPPONENT	P/S	RECEIVING				RUSHING				TD	W/L	SCORE
			NO	YDS	LG	TD	ATT	YDS	LG	TD			
09/10	at Bears	P	0	0	0	0	0	0	0	0	0	W	23-17
09/17	PACKERS	P	0	0	0	0	0	0	0	0	0	W	34-23
09/24	at Lions	P	0	0	0	0	0	0	0	0	0	W	30-26
10/01	BILLS	P	0	0	0	0	0	0	0	0	0	L	17-23
10/15	DOLPHINS	P	0	0	0	0	0	0	0	0	0	L	17-20
10/22	at Patriots	P	0	0	0	0	0	0	0	0	0	L	7-23
10/29	at Jets	P	0	0	0	0	0	0	0	0	0	W	25-20
11/05	at Panthers	P	0	0	0	0	0	0	0	0	0	L	17-20
11/12	COWBOYS	P	0	0	0	0	0	0	0	0	0	W	27-7
11/20	at Seahawks	P	0	0	0	0	0	0	0	0	0	W	34-31
11/26	BUCCANEERS	P	0	0	0	0	0	0	0	0	0	W	34-20
12/03	VIKINGS	P	0	0	0	0	0	0	0	0	0	L	9-14
12/07	SAINTS					INACTIVE						W	20-17
12/18	at Buccaneers	P	0	0	0	0	0	0	0	0	0	W	24-21
12/24	at Saints					INACTIVE						L	13-23
12/31	PANTHERS	P	0	0	0	0	0	0	0	0	0	W	22-10
2017 TOTALS		14-0	0	0	0	0	0	0	0	0	0	10-6	

2017 GAME-BY-GAME POSTSEASON STATISTICS (FALCONS)

DATE	OPPONENT	P/S	RECEIVING				RUSHING				TD	W/L	SCORE
			NO	YDS	LG	TD	ATT	YDS	LG	TD			
01/06	at Rams					INACTIVE						W	26-13
01/13	at Eagles					INACTIVE						L	10-15
2017 TOTALS		0-0	0	0	0	0	0	0	0	0	0	1-1	



8

MATT SCHaub

QUARTERBACK

(3RD YEAR WITH FALCONS)



HOMETOWN: PITTSBURGH, PA

COLLEGE: VIRGINIA

BIRTHDATE:

06 / 25 / 81

HEIGHT:

6'6"

WEIGHT:

245

NFL EXP:

15 YRS

ACQUIRED:

FA '16

## CAREER

- » In 13 seasons, has played in 145 games with 92 starts. Schaub has thrown for 24,867 yards with 133 touchdowns against 90 interceptions and has a career passer rating of 89.1.
- » Schaub is a two-time Pro Bowler (2009 and 2012) and was the Pro Bowl MVP in 2009.
- » He was named AFC Offensive Player of the Week (Week 11, 2012; Week 6, 2010; Week 2, 2009 and Week 14, 2008), FedEx Air NFL Player of the Week (Week 11, 2012; Week 2, 2010) and won the Texans Ed Block Courage Award winner in 2012.
- » Threw for the second-most yards in a single game in NFL history (tied with Warren Moon), producing a Texans' franchise-record 527 yards and 5 TDs (a then-franchise record) on 43-of-55 passing (78.2%) vs. Jax. (11/18/12).
- » Has thrown for 4,000 yards three times (4,770 in 2009, 4,370 in 2010 and 4,008 in 2012).
- » Is the Texans' franchise leader in every major passing category and owns three of the top five single-game QB ratings in team history.
- » Saw action in four games, completing one of three passes while serving as Matt Ryan's backup in 2016.
- » Played in two games, starting both, and completed 52-of-80 passes (65 percent) for 540 yards with three touchdowns, four interceptions, and a 76.0 passer rating as a member of the Ravens in 2015.
- » Saw action in 11 games with the Raiders in 2014, throwing 10 passes (five completions) for 57 yards in a backup role for the Raiders after being acquired in a trade with the Texans.
- » In 2013, completed 219 of 358 passes (61.2 percent) for 2,310 yards and 10 TDs despite not playing in six games in his final season with the Texans.
- » Named to his second Pro Bowl after completing 350 of 544 passes (64.3 percent) for 4,008 yards (his third-career 4,000-yard season) and 22 TDs for a 90.7 QB rating in 2012. Led the Texans to a franchise-best 12-4 record and their second-consecutive AFC South title.
- » Threw for 2,479 yards and 15 TDs, completing 178 of 292 passes (61.0 percent) in 2011. Also rushed for nine yards and a career-high-tying two TDs, despite missing the final six games of the season after being placed on Injured Reserve (foot) on 11/23.
- » Started every game for the second-consecutive season and completed 63.6 percent of his passes (365 of 574) for 4,370 yards (fourth in the NFL), 24 TDs and 12 INTs with a 92.0 QB rating in 2010.
- » Named to his first-career Pro Bowl after establishing Texans' franchise records and career highs in passing yards (4,770 - led the NFL), passing attempts (583), completions (396), TDs (29) and QB rating (98.6) in 2009.

- » Produced 10 games with a QB rating of at least 90 and topped 300 yards passing in nine different games, tying for the second-most in a single season in NFL history.
- » Completed 251-of-380 passes (66.1 percent) for 3,043 yards and 15 TDs despite missing five games in 2008. Ranked second in the NFL in yards per pass attempt (8.01), fourth in passing yards per game (276.6) and completion percentage (66.1%) and eighth in QB rating (92.7).
- » Finished the 2007 season completing 192-of-289 (66.4 percent) passes for 2,241 yards and 9 TDs for an 87.2 QB rating in his first full season as a starter.
- » Was the primary backup to QB Michael Vick in 2006 and threw for 208 yards, 1 TD and 2 INTs on 18-of-27 passing on the season.
- » Played in 16 games with one start in 2005. Completed 33 of 64 passes for 495 yards, four TDs and 0 INTs for a 98.1 QB rating.
- » Saw action in six games with one start. Completed 33 of 70 passes for 330 yards, one TD and four INTs, serving as the primary backup to QB Michael Vick as a rookie in 2004.

## COLLEGE

- » Saw action in 40 games over four seasons at Virginia and left as the Cavaliers' all-time leader in passing yards (7,502), passing attempts (1,069), completions (716), total offensive yards (7,560), TD passes (56), 300-yard passing games (eight) and 200-yard passing games (20).
- » Completed 66.9% of his passes during his career, the second-best mark at the time in NCAA Division I-A history (Tim Couch - Kentucky - 67.2 percent, 1996-98).
- » Earned first-team All-Atlantic Coast Conference honors after completing 281-of-403 passes for 2,952 yards, 18 TDs and 10 INTs as a senior in 2003.
- » Named the ACC Player of the Year as a junior in 2002 after leading the conference and finishing sixth in the country in passing (2,976 yards) Also led the ACC in TD passes (28), completion percentage (68.9), completions (288), and attempts (418). Ranked second in the country in completion percentage, tied for sixth in TD passes and eighth in completions.
- » Completed at least 70 percent of his passes eight times, including topping 80 percent twice and posted three of the ACC's top-seven passing performances.
- » Saw action in 12 games and completed 140 of 240 passes for 1,524 yards and 10 TDs as a sophomore in 2001.
- » Played in eight games and threw 8 passes (7 completions) for 50 yards as a true freshman.

PERSONAL

- » Prepped at East (West Chester, PA) HS, where he lettered in football, baseball and basketball. Completed 277-of-544 passes for 3,990 yards and 35 TDs during his career, setting school records for pass attempts, completions, yards per game and total yards for the Vikings.
- » Matt and his wife, Laurie have three daughters, Madison (5) and twins, Makalya and Mackenzie (4) and one son, Matthew (1).
- » Established the GR8 Foundation in 2011 to provide resources and support to promote lasting improvements and bring healing to children with medical needs, hope for our future generations, and happiness to the children and their families enduring medical challenges.
- » Participated in the Atlanta Falcons Coaches Academy in addition to various charity golf tournaments and community outreach programs in 2004.

TRANSACTIONS

- » Originally selected by the Falcons in the third round (90th overall) of the 2004 NFL Draft.
- » Traded to the Houston Texans on March 21, 2007.
- » Placed on Injured Reserve (foot) on November 23, 2011.
- » Signed a four-year contract extension with the Texans on September 9, 2012.
- » Traded to the Oakland Raiders on March 21, 2014.
- » Signed with the Baltimore Ravens on March 31, 2015.

MATT SCHAUB - NFL REGULAR SEASON PASSING STATISTICS

DATE	TEAM	GP	GS	ATT.	CMP.	PCT.	YDS	AVG.	TD	INT.	LG	SK	LST	RATE
2017	Falcons	0	0	0	0	0.0	0	0.0	0	0	0	0	0	0.0
2016	Falcons	4	0	3	1	33.3	16	5.3	0	0	16	0	0	52.1
2015	Ravens	2	2	80	52	65.0	540	6.8	3	4	48	3	27	76.0
2014	Raiders	11	0	10	5	50.0	57	5.7	0	2	16	3	24	27.9
2013	Texans	10	8	358	219	61.2	2,310	6.5	10	14	46	21	162	73.0
2012	Texans	16	16	544	350	64.3	4,008	7.4	22	12	60t	27	216	90.7
2011	Texans	10	10	292	178	61.0	2,479	8.5	15	6	80t	16	98	96.8
2010	Texans	16	16	574	365	63.6	4,370	7.6	24	12	60	32	226	92.0
2009	Texans	16	16	583	396	67.9	4,770	8.2	29	15	72t	25	149	98.6
2008	Texans	11	11	380	251	66.1	3,043	8.0	15	10	65	23	149	92.7
2007	Texans	11	11	289	192	66.4	2,241	7.8	9	9	77t	16	126	87.2
2006	Falcons	16	0	27	18	66.7	208	7.7	1	2	47	2	8	71.2
2005	Falcons	16	1	64	33	51.6	495	7.7	4	0	53	6	27	98.1
2004	Falcons	6	1	70	33	47.1	330	4.7	1	4	59	4	14	42.0
TOTALS		145	92	3,274	2,093	63.9	24,867	7.6	133	90	80t	178	1,226	89.1

MATT SCHAUB - NFL POSTSEASON PASSING STATISTICS

DATE	TEAM	GP	GS	ATT.	CMP.	PCT.	YDS	AVG.	TD	INT.	LG	SK	LST	RATE
2017	Falcons	0	0	0	0	0.0	0	0.0	0	0	0	0	0	0.0
2016	Falcons	0	0	0	0	0.0	0	0.0	0	0	0	0	0	0.0
2012	Texans	2	2	89	63	70.8	605	6.8	2	2	28	1	9	87.5
2004	Falcons	0	0	0	0	0.0	0	0.0	0	0	0	0	0	0.0
TOTALS		2	2	89	63	70.8	605	6.8	2	2	28	1	9	87.5

## MATT SCHAUB - NFL REGULAR SEASON RUSHING STATISTICS

DATE	TEAM	NO.	YDS.	AVG.	LG	TD
2017	Falcons	0	0	0.0	0	0
2016	Falcons	2	-2	-1.0	0	0
2015	Ravens	4	10	2.5	7	0
2014	Raiders	0	0	0.0	0	0
2013	Texans	5	24	4.8	7	0
2012	Texans	21	-9	-0.4	8	0
2011	Texans	15	9	0.6	3	2
2010	Texans	22	28	1.3	8	0
2009	Texans	48	57	1.2	19	0
2008	Texans	31	68	2.2	10	2
2007	Texans	17	52	3.1	12	0
2006	Falcons	7	21	3.0	19	0
2005	Falcons	9	76	8.4	23	0
2004	Falcons	8	26	3.3	11	0
<b>TOTALS</b>		<b>189</b>	<b>360</b>	<b>1.9</b>	<b>23</b>	<b>4</b>

## MATT SCHAUB - NFL POSTSEASON RUSHING STATISTICS

DATE	TEAM	NO.	YDS.	AVG.	LG	TD
2017	Falcons	0	0	0.0	0	0
2016	Falcons	0	0	0.0	0	0
2012	Texans	5	2	0.4	2	0
2004	Falcons	0	0	0.0	0	0
<b>TOTALS</b>		<b>5</b>	<b>2</b>	<b>0.4</b>	<b>2</b>	<b>0</b>

### SINGLE-GAME HIGHS: QUARTERBACK

<b>Pass Attempts</b>	62 vs. Baltimore Ravens, Dec 13, 2010 55 vs. Jacksonville Jaguars, Nov 18, 2012 54 at Tennessee Titans, Dec 19, 2010	<b>Passer Rating</b>	147.7 at Tennessee Titans, Oct 23, 2011 144 vs. Cincinnati Bengals, Oct 26, 2008 129.7 vs. Jacksonville Jaguars, Jan 02, 2011
<b>Pass Completions</b>	43 vs. Jacksonville Jaguars, Nov 18, 2012 38 at Washington Redskins, Sep 19, 2010 35 at Tennessee Titans, Dec 19, 2010 ...1 more at 35.	<b>Rush Attempts</b>	8 at Buffalo Bills, Nov 01, 2009 5 at Los Angeles Rams, Dec 20, 2009 5 vs. San Francisco 49ers, Oct 25, 2009 ...3 more at 5.
<b>Yards Passing</b>	527 vs. Jacksonville Jaguars, Nov 18, 2012 497 at Washington Redskins, Sep 19, 2010 416 vs. Oakland Raiders, Oct 09, 2011	<b>Rushing Yards</b>	56 vs. Minnesota Vikings, Oct 02, 2005 24 at Jacksonville Jaguars, Sep 28, 2008 21 at Indianapolis Colts, Nov 08, 2009 ...2 more at 21.
<b>TD Passes</b>	5 vs. Jacksonville Jaguars, Nov 18, 2012 4 at Denver Broncos, Sep 23, 2012 4 at Cincinnati Bengals, Oct 18, 2009 ...1 more at 4.	<b>Longest Runs</b>	23 vs. Minnesota Vikings, Oct 02, 2005 21 vs. Minnesota Vikings, Oct 02, 2005 19 at Indianapolis Colts, Nov 08, 2009 ...1 more at 19.
<b>Long Passes</b>	80t at Tampa Bay Buccaneers, Nov 13, 2011 78t at Tampa Bay Buccaneers, Nov 13, 2011 78t at Tennessee Titans, Oct 23, 2011	<b>Rushing TDs</b>	1 vs. Cleveland Browns, Nov 06, 2011 1 vs. Jacksonville Jaguars, Oct 30, 2011 ...2 more at 1.
<b>Completion Percentage</b>	85.7 vs. Cincinnati Bengals, Oct 26, 2008 83.9 vs. Detroit Lions, Oct 19, 2008 81.8 vs. Jacksonville Jaguars, Jan 02, 2011 ...1 more at 81.8.		

### SINGLE-GAME HIGHS - POSTSEASON: QUARTERBACK

<b>Pass Attempts</b>	51 at New England Patriots, Jan 13, 2013 38 vs. Cincinnati Bengals, Jan 05, 2013	<b>Completion Percentage</b>	76.3 vs. Cincinnati Bengals, Jan 05, 2013 66.7 at New England Patriots, Jan 13, 2013
<b>Pass Completions</b>	34 at New England Patriots, Jan 13, 2013 29 vs. Cincinnati Bengals, Jan 05, 2013	<b>Passer Rating</b>	90.6 at New England Patriots, Jan 13, 2013 83.4 vs. Cincinnati Bengals, Jan 05, 2013
<b>Yards Passing</b>	343 at New England Patriots, Jan 13, 2013 262 vs. Cincinnati Bengals, Jan 05, 2013	<b>Rush Attempts</b>	4 vs. Cincinnati Bengals, Jan 05, 2013 1 at New England Patriots, Jan 13, 2013
<b>TD Passes</b>	2 at New England Patriots, Jan 13, 2013	<b>Rushing Yards</b>	1 at New England Patriots, Jan 13, 2013 1 vs. Cincinnati Bengals, Jan 05, 2013
<b>Long Passes</b>	28 at New England Patriots, Jan 13, 2013 25 at New England Patriots, Jan 13, 2013 25t at New England Patriots, Jan 13, 2013	<b>Longest Runs</b>	2 vs. Cincinnati Bengals, Jan 05, 2013 1 at New England Patriots, Jan 13, 2013 1 vs. Cincinnati Bengals, Jan 05, 2013

## 2017 GAME-BY-GAME REGULAR SEASON STATISTICS (FALCONS)

PASSING														RUSHING					
DATE	OPPONENT	P/S	ATT	CMP	YDS	PCT	Y/A	Y/C	TD	INT	LG	SK/YD	RATE	ATT	YDS	LG	TD	W/L	SCORE
09/10	at Bears																	W	23-17
09/17	PACKERS																	W	34-23
09/24	at Lions																	W	30-26
10/01	BILLS																	L	17-23
10/15	DOLPHINS																	L	17-20
10/22	at Patriots																	L	7-23
10/29	at Jets																	W	25-20
11/05	at Panthers																	L	17-20
11/12	COWBOYS																	W	27-7
11/20	at Seahawks																	W	34-31
11/26	BUCCANEERS																	W	34-20
12/03	VIKINGS																	L	9-14
12/07	SAINTS																	W	20-17
12/18	at Buccaneers																	W	24-21
12/24	at Saints																	L	13-23
12/31	PANTHERS																	W	22-10
2017 TOTALS		0-0	0	0	0	0.0	0.0	0.0	0	0	0	0/0	0.0	0	0	0	0	0	10-6

## 2016 GAME-BY-GAME REGULAR SEASON STATISTICS (FALCONS)

PASSING														RUSHING						
DATE	OPPONENT	P/S	ATT	CMP	YDS	PCT	Y/A	Y/C	TD	INT	LG	SK/YD	RATE	ATT	YDS	LG	TD	W/L	SCORE	
09/11	BUCCANEERS								INACTIVE									L	24-31	
09/18	at Raiders								INACTIVE									W	35-28	
09/26	at Saints								INACTIVE									W	45-32	
10/02	PANTHERS								INACTIVE									W	48-33	
10/09	at Broncos								INACTIVE									W	23-16	
10/16	at Seahawks								INACTIVE									L	24-26	
10/23	CHARGERS								INACTIVE									L	30-33+	
10/30	PACKERS								INACTIVE									W	33-32	
11/03	at Buccaneers	P	0	0	0	0.0	0.0	0.0	0	0	0	0/0	0.0	2	-2	-1	0	W	43-28	
11/13	at Eagles								INACTIVE									L	15-24	
11/27	CARDINALS	P	0	0	0	0.0	0.0	0.0	0	0	0	0/0	0.0	0	0	0	0	W	38-19	
12/04	CHIEFS								INACTIVE									L	28-29	
12/11	at Rams	P	2	0	0	0.0	0.0	0.0	0	0	0	0/0	39.6	0	0	0	0	W	42-14	
12/18	49ERS	P	1	1	16	100.0	16.0	16.0	0	0	16	0/0	118.8	0	0	0	0	W	41-13	
12/24	at Panthers								INACTIVE									W	33-16	
01/01	SAINTS								INACTIVE									W	38-32	
2016 TOTALS		4-0	3	1	16	33.3	5.3	16.0	0	0	16	0/0	52.1	2	-2	-1	0	11-5		

+ - Overtime

## 2015 GAME-BY-GAME REGULAR SEASON STATISTICS (RAVENS)

PASSING														RUSHING							
DATE	OPPONENT	P/S	ATT	CMP	YDS	PCT	Y/A	Y/C	TD	INT	LG	SK/YD	RATE	ATT	YDS	LG	TD	W/L	SCORE		
09/13	at Broncos									INACTIVE								L	13-19		
09/20	at Raiders									INACTIVE								L	33-37		
09/27	BENGALS									INACTIVE								L	24-28		
10/01	at Steelers									INACTIVE								W	23-20+		
10/11	BROWNS									INACTIVE								L	30-33+		
10/18	at 49ers									INACTIVE								L	20-25		
10/26	at Cardinals									DID NOT PLAY (NON-INJURY)										L	18-26
11/01	CHARGERS									INACTIVE								W	29-26		
11/15	JAGUARS									INACTIVE								L	20-22		
11/22	RAMS									INACTIVE								W	16-13		
11/30	at Browns	S	34	20	232	58.8	6.8	11.6	2	2	48	0/0	74.6	3	10	7	0	W	33-27		
12/06	at Dolphins	S	46	32	308	69.6	6.7	9.6	1	2	41t	3/27	77.1	1	0	0	0	L	13-15		
12/13	SEAHAWKS									INACTIVE								L	6-35		
12/20	CHIEFS									INACTIVE								L	14-34		
12/27	STEELERS									INACTIVE								W	20-17		
01/03	at Bengals									INACTIVE								L	16-24		
2015 TOTALS		2-2	80	52	540	65.0	6.8	10.4	3	4	48	3/27	76.0	4	10	7	0	5-11			

+ - Overtime

2017 GAME-BY-GAME POSTSEASON STATISTICS (FALCONS)																			
PASSING													RUSHING						
DATE	OPPONENT	P/S	ATT	CMP	YDS	PCT	Y/A	Y/C	TD	INT	LG	SK/YD	RATE	ATT	YDS	LG	TD	W/L	SCORE
01/06	at Rams		DID NOT PLAY (NON-INJURY)																W 26-13
01/13	at Eagles		DID NOT PLAY (NON-INJURY)																L 10-15
2017 TOTALS		0-0	0	0	0	0.0	0.0	0.0	0	0	0	0/0	0.0	0	0	0	0	1-1	


2016 GAME-BY-GAME POSTSEASON STATISTICS (FALCONS)																			
PASSING													RUSHING						
DATE	OPPONENT	P/S	ATT	CMP	YDS	PCT	Y/A	Y/C	TD	INT	LG	SK/YD	RATE	ATT	YDS	LG	TD	W/L	SCORE
01/14	SEAHAWKS		INACTIVE															W	36-20
01/22	PACKERS		INACTIVE															W	44-21
02/05	PATRIOTS		INACTIVE															L	28-34+
2016 TOTALS		0-0	0	0	0	0.0	0.0	0.0	0	0	0	0/0	0.0	0	0	0	0	2-1	
+ - Overtime																			

73

RYAN SCHRAEDER

TACKLE

(6TH YEAR WITH FALCONS)



HOMETOWN: *WICHITA, KS*

COLLEGE: *VALDOSTA STATE*

BIRTHDATE: <b>05 / 04 / 88</b>	HEIGHT: <b>6'7"</b>	WEIGHT: <b>300</b>	NFL EXP: <b>6 YRS</b>	ACQUIRED: <b>FA '13</b>
-----------------------------------	------------------------	-----------------------	--------------------------	----------------------------

## 2017 (FALCONS)

- » Blocked for an offense that has averaged 364.8 yards and 5.93 yards per play, the third-best mark in the NFL.
- » Started at right tackle and blocked for an offense that totaled 322 yards, including 124 on the ground, in a 26-13 Wild-Card win over the Los Angeles Rams.
- » Returned to action in Week 6 after missing two games due to injury.

## CAREER

- » In five seasons, has played in 72 games with 60 starts at right tackle. Has helped block for an offense that averaged 389.2 yards per game and 287.6 gross passing yards per game.
- » Started all 16 games at right tackle in 2016, blocking for an offense that set a franchise record with 540 points and is averaging 415.8 yards per game.
- » Started at right tackle and helped the offense total 528 yards, the sixth-highest output in franchise history, at Oakland (9/18/16). Blocked for a rushing attack that put up 139 yards, which marked the 10th time in the last two seasons Atlanta has eclipsed 100 rushing yards.
- » Started at right tackle and blocked for an offense that set a franchise record with 571 total yards against Carolina (10/2/16). Protected QB Matt Ryan as he became the 19th player in NFL history to throw for 500+ yards in a single game.

- » Going into the 2015 season, Schraeder was named the Falcons Secret Superstar by Pro Football Focus after a breakout season in 2014.
- » Started all 16 games at right tackle and blocked for an offense that ranked seventh in the NFL averaging 374.1 yards per game. Earned All-Pro honors from Pro Football Focus for his performance in the trenches.
- » Saw action on the offensive line in 13 games in 2014, started 10 of those games. Helped the offense average 378.2 total yards, including 284.6 passing yards.
- » Played in 13 games with four starts at right tackle after being signed by the Falcons as a college free agent following the 2013 NFL Draft.
- » Made his first NFL career start at right tackle against Washington (12/15). Helped block for the offense who totaled 264 yards.

## COLLEGE

- » Anchored the offensive line at Valdosta State for two seasons after earning All-America honors at Butler Community College.
- » Helped the Grizzlies to the NJCAA National Championship game in his final season at Butler and earned All-America honors in 2011 at Valdosta.

## PERSONAL

- » Originally from Wichita, KS.
- » Did not play high school football, but walked-on to the Butler Community College football team before transferring to Valdosta State.

## TRANSACTIONS

- » Signed by the Falcons as a college free agent on April 29, 2013.
- » Signed a five-year contract extension on November 21, 2016.

## RYAN SCHRAEDER - NFL REGULAR SEASON STATISTICS

DATE	TEAM	GP	GS
2017	Falcons	14	14
2016	Falcons	16	16
2015	Falcons	16	16
2014	Falcons	13	10
2013	Falcons	13	4
NFL TOTALS		72	60

## RYAN SCHRAEDER - NFL POSTSEASON STATISTICS

DATE	TEAM	GP	GS
2017	Falcons	2	2
2016	Falcons	3	3
NFL TOTALS		5	5

71

WES SCHWEITZER

GUARD

(3RD YEAR WITH FALCONS)



HOMETOWN: SCOTTSDALE, AR

COLLEGE: SAN JOSE STATE

BIRTHDATE:

09 / 11 / 93

HEIGHT:

6'5"

WEIGHT:

314

NFL EXP:

3 YRS

ACQUIRED:

06 '16

## 2017 (FALCONS)

- » Made his NFL debut and first career start in the season opener at Chicago.
- » Blocked for an offense that has averaged 364.8 yards and 5.93 yards per play, the third-best mark in the NFL.
- » Started at right guard and blocked for an offense that totaled 322 yards, including 124 on the ground, in a 26-13 Wild-Card win over the Los Angeles Rams.

## CAREER

- » Has played in 16 games with 16 starts in two seasons.
- » Was on the active roster but inactive for all 16 games in 2016.

## COLLEGE

- » Played in 38 games for the Spartans, including 37 straight between 2013 and 2015.
- » During his senior season, blocked for a team that averaged 27.9 points per game, 182.9 rushing yards per game and 221.7 passing yards per game. Was one of four co-captains on last year's team and was a four-time academic all-conference honoree.

- » Played in all 13 games in 2014 and anchored a unit that had three freshman starters. Named the team's Scholar-Athlete for the third year in a row.

- » One of three offensive linemen to play and start all 12 games in 2013. Was a key member of an offensive line that helped set a school record, averaging 493.2 yards of total offense per game.

- » Played in seven games with one start at left tackle as a redshirt freshman in 2012. Named the team's Scholar-Athlete at the team's annual awards banquet.

## PERSONAL

- » Helped lead Hutchinson Community College to a 9-3 record and a win in the 2012 Salt City Bowl. Collared 83 tackles (25 solo), averaging 6.9 tackles per game. Recorded eight tackles for loss, 3.5 sacks, four passes defended and one fumble recovery. Also returned an interception 34 yards for a touchdown.
- » A versatile offensive lineman at Chaparral High in Scottsdale, Ariz. Led his teams to a combined 27-1 win-loss record in 2009 and 2010 in Class 5A2 competition. As a senior, was an all-state selection by multiple outlets and was a first team all-city and all-region player.

## TRANSACTIONS

- » Selected by the Falcons in the sixth round (195th overall) of the 2016 NFL Draft.

## WES SCHWEITZER - NFL REGULAR SEASON STATISTICS

DATE	TEAM	GP	GS
2017	Falcons	16	16
2016	Falcons	0	0
<b>NFL TOTALS</b>		<b>16</b>	<b>16</b>

## WES SCHWEITZER - NFL POSTSEASON STATISTICS

DATE	TEAM	GP	GS
2017	Falcons	2	2
2016	Falcons	0	0
<b>NFL TOTALS</b>		<b>2</b>	<b>2</b>




94

## DEADRIN SENAT

NOSE TACKLE

(1ST ON FALCONS)



HOMETOWN: IMMOKALEE, FLA.

COLLEGE: SOUTH FLORIDA

BIRTHDATE:

07/22/94

HEIGHT:

6'1"

WEIGHT:

305

NFL EXP:

ROOKIE

ACQUIRED:

03 '18

## COLLEGE

- » Recorded 178 total tackles, 23.5 tackles for loss, seven sacks, and two forced fumbles over his four years with the Bulls.
- » Was an all-conference first team selection in the American Athletic Conference in 2017 after posting 66 total tackles, including 10.5 tackles for loss, and six sacks. His 66 tackles ranked second on the team, and he recorded 59 tackles in his final eight games - 7.4 tackles per game. Selected to play in the East-West Shrine Game.
- » In 2016, was a second-team all-conference selection and earned USF's Defensive MVP award after playing in all 13 games, 12 starts. Led the Bulls defensive linemen with 49 tackles, 34 solo tackles, 7.0 tackles for loss, and one sack.

- » Appeared in 12 of 13 games in 2015, including 10 starts at defensive tackle. Notched 46 tackles which led the defensive linemen and ranked fifth-most on the team. Also added 5.5 tackles for loss, one fumble recovery, and one forced fumble.
- » In his first season on the field in 2014, started two games and saw action in all 12. Posted 18 tackles and 0.5 tackles for loss on the year.

## PERSONAL

- » Was a two-way standout that started on both sides of the ball at Immokalee High School. Tallied 156 tackles, four sacks, 12.5 TFL, 11 pressures, two forced fumbles, and three fumble recoveries over his final two prep seasons.
- » Majoring in interdisciplinary social sciences at South Florida.

## TRANSACTIONS


- » Selected by the Atlanta Falcons in the third round (90th overall) of the 2018 NFL Draft.

90

## DERRICK SHELBY

DEFENSIVE END

(3RD YEAR WITH FALCONS)



HOMETOWN: HOUSTON, TX

COLLEGE: UTAH

BIRTHDATE:

03 / 04 / 89

HEIGHT:

6'2"

WEIGHT:

280

NFL EXP:

6 YRS

ACQUIRED:

FA '18

## 2017 (FALCONS)

- » Played in 16 games with 14 starts, while totaling 30 tackles (16 solo) with one sack, three tackles for loss, and one quarterback hit.

## CAREER

- » Has seen action in 85 games with 27 starts, while posting 142 total tackles (97 solo), 10 sacks, four forced fumbles, two interceptions, one fumble recovery, and one defensive touchdown.
- » Played in six games with four starts in his first season in Atlanta IN 2016, posting eight tackles (six solo), two tackle for loss, and two quarterback hits before being placed on injured reserve.
- » Started eight of the 16 games he played in and recorded career highs in total tackles (37 - 25 solo) and sacks (3.5), as well as recording two forced fumbles and one interception, which he returned for a touchdown in 2015.
- » Saw action in 15 games in 2014. Posted 26 tackles (21 solo) with three sacks, one interception, four tackles for loss and one fumble recovery.
- » Played in all 16 games in 2013, making one start, while recording 32 tackles (21 solo), 2.5 sacks, one tackle for loss, and two forced fumbles.
- » Played in all 16 games as a rookie in 2012. Collared eight tackles.

## COLLEGE

- » Played in 47 games for the Utes and recorded 169 total tackles, 28 tackles for loss, 11 sacks, five passes defended, five forced fumbles, one interception, and one defensive touchdown.
- » A first-team all-Pac-12 selection after starting all 13 games at right end in 2011. Led the line and was fifth overall on the team with 55 tackles. Also posted a team-best 10 tackles for loss and 5.0 sacks.
- » Played in 12 games, starting the final seven contests at left end, as a junior in 2010. Logged 39 tackles, including 6.5 tackles for loss and two sacks. Named an Academic All-Mountain West selection.
- » As a sophomore in 2009, started and played in 10 games at left end. Finished the season with 44 total tackles eight tackles for loss and three sacks despite missing the final two games of the season due to injury. Earned academic all-conference honors.
- » Appeared in the final 12 games, starting 10 as a redshirt freshman in 2008. Totaled 31 tackles with 3.5 for loss and was an Academic All-Mountain West selection.

## PERSONAL

- » Named to the all-district first team as a senior in 2006. Recorded 15 sacks and helped lead Hightower High School (Texas) to a district championship. Also lettered two years in track and won an academic excellence award.
- » Son of Alisa and Derrick Shelby, Sr. Received his bachelor's degree in sociology in the fall of 2011.
- » His full name is Derrick Rodell Shelby II.

## TRANSACTIONS

- » Originally signed as a college free agent by the Miami Dolphins following the 2012 NFL Draft.
- » Signed by the Atlanta Falcons as a free agent on March 10, 2016.
- » Released by the Falcons on March 2, 2018. Re-signed to a one-year contract on March 22, 2018.

## DERRICK SHELBY - NFL REGULAR SEASON STATISTICS

		TACKLES									INTERCEPTIONS					FUMBLES					ST				MISC		
DATE	TEAM	GP	GS	TK	S	A	TFL	YDS	SK	YDS	QBH	NO	YDS	LG	TD	PO	FF	FR	YDS	TK	S	A	FF	FR	S	A	
2017	Falcons	16	14	30	16	14	3	12	1.0	9.0	1	0	0	0	0	0	0	0	0	0	0	0	0	0	0	0	
2016	Falcons	6	4	8	6	2	2	7	0.0	0.0	2	0	0	0	0	1	0	0	0	0	0	0	0	0	0	0	
2015	Dolphins	16	9	37	25	12	4	8	3.5	37.5	8	1	22	22t	1	4	2	0	0	0	0	0	0	0	0	0	
2014	Dolphins	15	0	26	21	5	4	18	3.0	17.0	3	1	2	2	0	1	0	1	0	0	0	0	0	0	0	0	
2013	Dolphins	16	1	32	21	11	1	3	2.5	12.0	3	0	0	0	0	0	2	0	0	2	2	0	0	0	0	0	
2012	Dolphins	16	0	8	7	1	0	0	0.0	0.0	3	0	0	0	0	0	0	0	0	0	0	0	0	0	0	0	
NFL TOTALS		85	28	141	96	45	14	48	10.0	75.5	20	2	24	22t	1	6	4	1	0	2	2	0	0	0	0	0	

## DERRICK SHELBY - NFL POSTSEASON STATISTICS

		TACKLES										INTERCEPTIONS					FUMBLES					ST					MISC	
DATE	TEAM	GP	GS	TK	S	A	TFL	YDS	SK	YDS	QBH	NO	YDS	LG	TD	PD	FF	FR	YDS	TK	S	A	FF	FR	S	A		
2017	Falcons	2	0	1	1	0	0	0	0.0	0.0	0	0	0	0	0	0	1	0	0	0	0	0	0	0	0	0		
NFL TOTALS		2	0	1	1	0	0	0	0.0	0.0	0	0	0	0	0	0	1	0	0	0	0	0	0	0	0	0		

### SINGLE-GAME HIGHS: DEFENSIVE

<b>Total Tackles</b>	5 vs. New England Patriots, Jan 03, 2016 4 vs. Tampa Bay Buccaneers, Nov 26, 2017 4 at New York Jets, Oct 29, 2017 ...5 more at 4.	<b>Tackles For Loss</b>	2 at Oakland Raiders, Sep 28, 2014 1 at Tampa Bay Buccaneers, Dec 18, 2017 1 vs. Miami Dolphins, Oct 15, 2017 ...10 more at 1.
<b>Sacks</b>	2.0 at Oakland Raiders, Sep 28, 2014 1.0 vs. Buffalo Bills, Oct 01, 2017 1.0 vs. New England Patriots, Jan 03, 2016 ...5 more at 1.0.	<b>Interceptions</b>	1 vs. Baltimore Ravens, Dec 06, 2015 1 vs. Minnesota Vikings, Dec 21, 2014
<b>Passes Defensed</b>	1 at New Orleans Saints, Sep 26, 2016 1 vs. Indianapolis Colts, Dec 27, 2015 ...4 more at 1.	<b>Interception Return Yards</b>	22 vs. Baltimore Ravens, Dec 06, 2015 2 vs. Minnesota Vikings, Dec 21, 2014
<b>Forced Fumbles</b>	1 vs. New England Patriots, Jan 03, 2016 1 at Philadelphia Eagles, Nov 15, 2015 ...2 more at 1.	<b>Special Teams Tackles</b>	1 at Pittsburgh Steelers, Dec 08, 2013 1 at New England Patriots, Oct 27, 2013
<b>Fumble Recoveries</b>	1 vs. Kansas City Chiefs, Sep 21, 2014		

### SINGLE-GAME HIGHS - POSTSEASON: DEFENSIVE

<b>Total Tackles</b>	1 at Philadelphia Eagles, Jan 13, 2018	<b>Passes Defensed</b>	1 at Philadelphia Eagles, Jan 13, 2018
----------------------	--	------------------------	--

## 2017 GAME-BY-GAME REGULAR SEASON STATISTICS (FALCONS)

TACKLES										INTERCEPTIONS					FUMBLES			ST				MISC				
DATE	OPPONENT	TK	S	A	SK	YDS	TFL	YDS	QBH	NO	YDS	LG	TD	PD	FF	FR	YDS	TK	S	A	FF	FR	S	A	W/L	SCORE
09/10	at Bears	S	0	0	0	0.0	0	0	0	0	0	0	0	0	0	0	0	0	0	0	0	0	0	0	W	23-17
09/17	PACKERS	P	1	1	0	0.0	0	0	0	0	0	0	0	0	0	0	0	0	0	0	0	0	0	0	W	34-23
09/24	at Lions	S	1	1	0	0.0	0	0	0	0	0	0	0	0	0	0	0	0	0	0	0	0	0	0	W	30-26
10/01	BILLS	S	2	1	1	1.0	9.0	1	9	1	0	0	0	0	0	0	0	0	0	0	0	0	0	0	L	17-23
10/15	DOLPHINS	S	4	1	3	0.0	0.0	1	1	0	0	0	0	0	0	0	0	0	0	0	0	0	0	0	L	17-20
10/22	at Patriots	S	2	1	1	0.0	0.0	0	0	0	0	0	0	0	0	0	0	0	0	0	0	0	0	0	L	7-23
10/29	at Jets	S	4	1	3	0.0	0.0	0	0	0	0	0	0	0	0	0	0	0	0	0	0	0	0	0	W	25-20
11/05	at Panthers	P	3	1	2	0.0	0.0	0	0	0	0	0	0	0	0	0	0	0	0	0	0	0	0	0	L	17-20
11/12	COWBOYS	S	2	1	1	0.0	0.0	0	0	0	0	0	0	0	0	0	0	0	0	0	0	0	0	0	W	27-7
11/20	at Seahawks	S	2	1	1	0.0	0.0	0	0	0	0	0	0	0	0	0	0	0	0	0	0	0	0	0	W	34-31
11/26	BUCCANEERS	S	4	3	1	0.0	0.0	0	0	0	0	0	0	0	0	0	0	0	0	0	0	0	0	0	W	34-20
12/03	VIKINGS	S	1	0	1	0.0	0.0	0	0	0	0	0	0	0	0	0	0	0	0	0	0	0	0	0	L	9-14
12/07	SAINTS	S	1	1	0	0.0	0.0	0	0	0	0	0	0	0	0	0	0	0	0	0	0	0	0	0	W	20-17
12/18	at Buccaneers	S	2	2	0	0.0	0.0	1	2	0	0	0	0	0	0	0	0	0	0	0	0	0	0	0	W	24-21
12/24	at Saints	S	0	0	0	0.0	0.0	0	0	0	0	0	0	0	0	0	0	0	0	0	0	0	0	0	L	13-23
12/31	PANTHERS	S	1	1	0	0.0	0.0	0	0	0	0	0	0	0	0	0	0	0	0	0	0	0	0	0	W	22-10
2017 TOTALS		16-14	30	16	14	1.0	9.0	3	12	1	0	0	0	0	0	0	0	0	0	0	0	0	0	0	10-6	

## 2016 GAME-BY-GAME REGULAR SEASON STATISTICS (FALCONS)

DATE	OPPONENT	TACKLES								INTERCEPTIONS				FUMBLES			ST				MISC					
		TK	S	A	SK	YDS	TFL	YDS	QBH	NO	YDS	LG	TD	PD	FF	FR	YDS	TK	S	A	FF	FR	S	A	W/L	SCORE
09/11	BUCCANEERS	S	3	3	0	0.0	0.0	0	0	0	0	0	0	0	0	0	0	0	0	0	0	0	0	0	L	24-31
09/18	at Raiders	S	1	0	1	0.0	0.0	0	0	0	0	0	0	0	0	0	0	0	0	0	0	0	0	0	W	35-28
09/26	at Saints	P	0	0	0	0.0	0.0	0	0	0	0	0	1	0	0	0	0	0	0	0	0	0	0	0	W	45-32
10/02	PANTHERS	S	2	1	1	0.0	0.0	1	3	1	0	0	0	0	0	0	0	0	0	0	0	0	0	0	W	48-33
10/09	at Broncos	P	1	1	0	0.0	0.0	0	0	0	0	0	0	0	0	0	0	0	0	0	0	0	0	0	W	23-16
10/16	at Seahawks	S	1	1	0	0.0	0.0	1	4	1	0	0	0	0	0	0	0	0	0	0	0	0	0	0	L	24-26
2016 TOTALS		6-4	8	6	2	0.0	0.0	2	7	2	0	0	0	1	0	0	0	0	0	0	0	0	0	0	4-2	

## 2015 GAME-BY-GAME REGULAR SEASON STATISTICS (DOLPHINS)

DATE	OPPONENT	TACKLES								INTERCEPTIONS					FUMBLES			ST				MISC				SCORE
		TK	S	A	SK	YDS	TFL	YDS	QBH	NO	YDS	LG	TD	PD	FF	FR	YDS	TK	S	A	FF	FR	S	A	W/L	
09/13	at Redskins	P	1	0	1	0.0	0.0	0	0	0	0	0	0	0	0	0	0	0	0	0	0	0	0	0	0	17-10
09/20	at Jaguars	P	2	1	1	0.0	0.0	0	0	0	0	0	0	0	0	0	0	0	0	0	0	0	0	0	L	20-23
09/27	BILLS	P	2	2	0	0.0	0.0	1	1	1	0	0	0	0	0	0	0	0	0	0	0	0	0	0	L	14-41
10/04	JETS	P	2	2	0	0.0	0.0	1	3	0	0	0	0	1	0	0	0	0	0	0	0	0	0	0	L	14-27
10/18	at Titans	P	1	1	0	0.0	0.0	0	0	0	0	0	0	0	0	0	0	0	0	0	0	0	0	0	W	38-10
10/25	TEXANS	P	1	1	0	0.0	0.0	0	0	1	0	0	0	0	0	0	0	0	0	0	0	0	0	0	W	44-26
10/29	at Patriots	P	2	1	1	0.0	0.0	0	0	1	0	0	0	0	0	0	0	0	0	0	0	0	0	0	L	7-36
11/08	at Bills	S	2	1	1	0.0	0.0	0	0	0	0	0	0	0	0	0	0	0	0	0	0	0	0	0	L	17-33
11/15	at Eagles	S	3	3	0	1.0	24.0	0	0	0	0	0	0	0	1	0	0	0	0	0	0	0	0	0	W	20-19
11/22	COWBOYS	S	3	2	1	1.0	4.0	1	4	1	0	0	0	0	0	0	0	0	0	0	0	0	0	0	L	14-24
11/29	at Jets	S	2	0	2	0.0	0.0	0	0	0	0	0	0	0	0	0	0	0	0	0	0	0	0	0	L	20-38
12/06	RAVENS	S	3	2	1	0.5	4.5	0	0	3	1	22	22	1	1	0	0	0	0	0	0	0	0	0	W	15-13
12/14	GIANTS	S	2	1	1	0.0	0.0	0	0	0	0	0	0	0	0	0	0	0	0	0	0	0	0	0	L	24-31
12/20	at Chargers	S	4	2	2	0.0	0.0	1	0	0	0	0	0	1	0	0	0	0	0	0	0	0	0	0	L	14-30
12/27	COLTS	S	2	1	1	0.0	0.0	0	0	0	0	0	0	1	0	0	0	0	0	0	0	0	0	0	L	12-18
01/03	PATRIOTS	S	5	5	0	1.0	5.0	0	0	1	0	0	0	0	1	0	0	0	0	0	0	0	0	0	W	20-10
2015 TOTALS		16-9	37	25	12	3.5	37.5	4	8	8	1	22	22	1	4	2	0	0	0	0	0	0	0	0	0	6-10

## 2017 GAME-BY-GAME POSTSEASON STATISTICS (FALCONS)


		TACKLES								INTERCEPTIONS					FUMBLES			ST				MISC				
DATE	OPPONENT	TK	S	A	SK	YDS	TFL	YDS	QBH	NO	YDS	LG	TD	PD	FF	FR	YDS	TK	S	A	FF	FR	S	A	W/L	SCORE
01/06	at Rams	P	0	0	0	0.0	0	0	0	0	0	0	0	0	0	0	0	0	0	0	0	0	0	0	W	26-13
01/13	at Eagles	P	1	1	0	0.0	0.0	0	0	0	0	0	0	1	0	0	0	0	0	0	0	0	0	0	L	10-15
2017 TOTALS		2-0	1	1	0	0.0	0.0	0	0	0	0	0	0	1	0	0	0	0	0	0	0	0	0	0	1-1	

25

ITO SMITH

RUNNING BACK

(1ST ON FALCONS)

HOMETOWN: *MOBILE, ALA.*COLLEGE: *SOUTHERN MISSISSIPPI*

BIRTHDATE:

09 / 11 / 95

HEIGHT:

5'9"

WEIGHT:

195

NFL EXP:

ROOKIE

ACQUIRED:

04 '18

## COLLEGE

- » Finished his career at Southern Miss as the school's all-time leader in all-purpose yards with 6,534, averaging 125.7 yards per game over his 52-game career.
- » Led the Golden Eagles in rushing in each of his four years at the university - only one of three players to accomplish that feat.
- » Was one of only 10 players in FBS history to record at least 4,000-yards rushing (4,538) and 1,000-yards receiving (1,446) during his career.
- » As a senior in 2017, was a Conference USA first-team selection after he led his team with 1,415 rushing yards and averaged 5.7 yards per carry.
- » Started all 13 games and was one of Conference USA's best runners during his junior season in 2016. Ranked fourth in the league averaging 112.2 rushing yards per game, fifth with 19 touchdowns (17 rushing, two receiving), and sixth with 147.5 all-purpose yards per game.

- » Appeared in all 14 games, starting seven, as a sophomore. Was one of two Golden Eagles to rush for more than 1,000 yards, netting a team-high 1,128 yards on 171 carries - 6.6 yards a carry. Scored 10 touchdowns and ran for 100 yards or more six times.
- » Played in all 12 games as a true freshman, making six starts. Tallied 835 all-purpose yards as a rookie, notching 536 rushing yards with 76 receiving yards and 223 kickoff return yards.

## PERSONAL

- » As a senior at McGill-Toolen Catholic High School, tallied 255 carries for 1,803 and 24 rushing touchdowns. Also had 27 receptions for 383 yards (14.19 average) and five receiving touchdowns.
- » Majoring in liberal studies at Southern Miss.

## TRANSACTIONS

- » Selected by the Atlanta Falcons in the fourth round (126th overall) of the 2018 NFL Draft.

21

## DESMOND TRUFANT

CORNERBACK

(6TH YEAR WITH FALCONS)



HOMETOWN: TACOMA, WA

COLLEGE: WASHINGTON

BIRTHDATE:

09 / 10 / 90

HEIGHT:

6'0"

WEIGHT:

190

NFL EXP:

6 YRS

ACQUIRED:

01 '13

## 2017 (FALCONS)

- » Logged 39 tackles (34 solo) with two interceptions, three fumble recoveries, 12 passes defended, one sack, two tackles for loss, and one touchdown in 2017.
- » Posted nine tackles (eight solo) with two passes defended in two postseason games.
- » Returned a fumble 15-yards for his second career touchdown in Atlanta's Week 2 win over Green Bay. Also intercepted QB Aaron Rodgers and added a pair of tackles.

## CAREER

- » In five seasons with the Falcons, has developed into a Pro Bowl cornerback. Has started all 72 games in which he has played, totaling 256 tackles (213 solo), nine interceptions, four forced fumbles, seven fumble recoveries, 65 passes defended, four sacks, and two touchdowns.
- » Started nine games, posting 30 tackles (25 solo) with one interception, 2.0 sacks, two forced fumbles, and three passes defended before being placed on injured reserve in 2016.
- » Named to his first Pro Bowl after notching 43 tackles (35 solo) with one interception, one sack, and 11 passes defended while starting all 16 games in 2015. Scored his first career touchdown on a 24-yard fumble recovery in Week 4.
- » Started all 16 games in his second season. Recorded 67 total tackles (57 solo), three interceptions and lead the team in pass deflections with 18, which ranked him among the top 10 in the League.
- » Started all 16 games as a rookie and earned All-Rookie honors from the PFWA after notching 74 tackles (12 solo) with a club rookie record 17 passes defended and two interceptions.
- » Finished the year tied for 10th in the NFL and tied for second among all rookie cornerbacks in passes defended.
- » According to Stats LLC., his 17 passes defended in 2013 were the most by a Falcons rookie in a single season, surpassing Darnell Walker, who broke up 13 passes in 1993.
- » Named Defensive Rookie of the Year by Pro Football Focus.
- » According to Stats LLC., allowed just 48.3 of passes thrown his way to be completed (42 of 87). Among players with at least 87 defensive targets, his 48.3 completion percentage was tied for the eighth-best in the NFL and he was one of nine players to allow less than 50 percent of passes to be completed.

## COLLEGE

- » Started 47 of 50 career games at the University of Washington posting 195 tackles (151 solo) with a school record 39 passes defended, 8.5 tackles for loss,

and six interceptions.

- » Allowed just eight of 54 pass completions (14.8 percent) on balls thrown in his direction as the Huskies ranked 23rd in the nation in pass defense, allowing 197.3 passing yards per game.
- » As a senior, won both the Sports Radio 950 KJR Most Outstanding Defensive Player and the Guy Flaherty Award (the team's oldest and most prestigious honor).
- » As a team captain in 2012, earned second-team All-American honors from The NFL Draft Report and Fox Sports as well as first-team All-Pac 12 honors after recording 36 tackles (27 solo) with nine passes defended and one interception.
- » In 2011, was named All-Pac 12 Conference honorable mention and won the team's Don James Perseverance Award after starting all 13 games and posting a career-high 64 tackles (46 solo), a team-leading 16 passes defended, two interceptions, two forced fumbles and two fumble recoveries.
- » Earned All-Pac 10 Conference honorable mention as a sophomore in 2010 starting all 13 games and logging 48 tackles (34 solo) with four passes defended, one interception, and one fumble recovery.
- » Made an instant impact as a freshman as he was named to the Sporting News Freshman All-Pac 10 team and earn All-Pac 10 Conference honorable mention in 2009.
- » Spent three games as a reserve cornerback before taking over the starting role for the final nine games posting 47 tackles (44 solo), six passes defended, and two interceptions.

## PERSONAL

- » Attended Wilson High School (Tacoma, Wash.) where he was named a first-team all-state selection by the Seattle Times after recording 67 tackles on defense and 12 rushing touchdowns during his senior season.
- » As a junior, he posted 47 tackles and eight interceptions, along with four stops for loss, scoring five times while gaining 440 receiving yards and finding the end zone six more times on 36 carries for 360 yards.
- » Named a red chip prospect by the Seattle Times and a "Northwest Nugget" honorable mention by the Tacoma News-Tribune. Rated the sixth-best overall player in the state of Washington.
- » A standout long jumper and triple jumper at Wilson. Took second place in the Class 4A state track meet in the triple jump (46 feet, 5.75 inches) and placed 11th in the long jump (21 feet, 2.25 inches) as a junior in 2008. Also starred on the Rams basketball team.
- » His two older brothers Marcus and Isaiah also played in the NFL. Marcus was selected 11th overall by Seattle in the 2003 NFL Draft and spent 10 years with the Seahawks while Isaiah spent time in the AFL and UFL before breaking into the NFL as a practice squad player with the New York Jets and Philadelphia Eagles.

» Son of Constance and Lloyd Trufant.

## TRANSACTIONS

» Selected by the Atlanta Falcons in the first round (22nd overall) of the 2013 NFL Draft.

## DESMOND TRUFANT - NFL REGULAR SEASON STATISTICS

		TACKLES										INTERCEPTIONS							FUMBLES					ST				MISC			
DATE	TEAM	GP	GS	TK	S	A	TFL	YDS	SK	YDS	QBH	NO	YDS	LG	TD	PD	FF	FR	YDS	TK	S	A	FF	FR	S	A	FF	FR	S	A	
2017	Falcons	15	15	39	34	5	3	10	1.0	7.0	1	2	43	43	0	12	0	3	15	2	2	0	0	0	0	0	0	0	0	0	0
2016	Falcons	9	9	30	25	5	1	8	2.0	17.0	2	1	9	9	0	4	2	0	0	1	0	1	0	0	0	0	0	0	0	0	0
2015	Falcons	16	16	42	35	7	1	9	1.0	9.0	2	1	0	0	0	11	0	2	21	0	0	0	0	0	0	0	0	0	0	0	0
2014	Falcons	16	16	61	53	8	1	1	0.0	0.0	0	3	19	19	0	16	0	1	15	0	0	0	0	0	0	0	0	0	0	0	0
2013	Falcons	16	16	70	55	15	1	2	0.0	0.0	0	2	0	0	0	17	1	1	18	0	0	0	0	0	0	0	0	0	0	0	0
NFL TOTALS		72	72	242	202	40	7	30	4.0	33.0	5	9	71	43	0	60	3	7	69	3	2	1	0	0	0	0	0	0	0	0	0

## DESMOND TRUFANT - NFL POSTSEASON STATISTICS

DATE	TEAM	TACKLES										INTERCEPTIONS				FUMBLES				ST				MISC			
		GP	GS	TK	S	A	TFL	YDS	SK	YDS	QBH	NO	YDS	LG	TD	PD	FF	FR	YDS	TK	S	A	FF	FR	S	A	
2017	Falcons	2	2	9	8	1	0	0	0.0	0.0	0	0	0	0	0	2	0	0	0	0	0	0	0	0	0	0	
NFL TOTALS		2	2	9	8	1	0	0	0.0	0.0	0	0	0	0	0	2	0	0	0	0	0	0	0	0	0	0	

### SINGLE-GAME HIGHS: DEFENSIVE

<b>Total Tackles</b>	7 at Tampa Bay Buccaneers, Nov 09, 2014 7 vs. Washington Redskins, Dec 15, 2013 ...1 more at 7.	<b>Tackles For Loss</b>	1 vs. Carolina Panthers, Dec 31, 2017 1 at Seattle Seahawks, Nov 20, 2017 ...5 more at 1.
<b>Sacks</b>	1.0 at New York Jets, Oct 29, 2017 1.0 at Seattle Seahawks, Oct 16, 2016 ...2 more at 1.0.	<b>Interceptions</b>	1 at Seattle Seahawks, Nov 20, 2017 1 vs. Green Bay Packers, Sep 17, 2017 ...7 more at 1.
<b>Passes Defensed</b>	3 at Seattle Seahawks, Nov 20, 2017 3 vs. Houston Texans, Oct 04, 2015 ...1 more at 3.	<b>Interception Return Yards</b>	43 at Seattle Seahawks, Nov 20, 2017 19 at Carolina Panthers, Nov 16, 2014 9 vs. Tampa Bay Buccaneers, Sep 11, 2016
<b>Forced Fumbles</b>	1 at Tampa Bay Buccaneers, Nov 03, 2016 1 at Seattle Seahawks, Oct 16, 2016 ...1 more at 1.	<b>Special Teams Tackles</b>	1 at Seattle Seahawks, Nov 20, 2017 1 vs. Dallas Cowboys, Nov 12, 2017 ...1 more at 1.
<b>Fumble Recoveries</b>	2 vs. Houston Texans, Oct 04, 2015 1 at Seattle Seahawks, Nov 20, 2017 1 at Carolina Panthers, Nov 05, 2017 ...3 more at 1.		

### SINGLE-GAME HIGHS - POSTSEASON: DEFENSIVE

<b>Total Tackles</b>	5 at Los Angeles Rams, Jan 06, 2018 4 at Philadelphia Eagles, Jan 13, 2018	<b>Passes Defensed</b>	2 at Los Angeles Rams, Jan 06, 2018
----------------------	---	------------------------	-------------------------------------

## 2017 GAME-BY-GAME REGULAR SEASON STATISTICS (FALCONS)

		TACKLES								INTERCEPTIONS					FUMBLES				ST				MISC									
DATE	OPPONENT	TK	S	A	SK	YDS	TFL	YDS	QBH	NO	YDS	LG	TD	PD	FF	FR	YDS	TK	S	A	FF	FR	S	A	W/L	SCORE						
09/10	at Bears	S	4	4	0	0.0	0.0	0	0	0	0	0	0	0	0	0	0	0	0	0	0	0	0	0	W	23-17						
09/17	PACKERS	S	2	2	0	0.0	0.0	0	0	1	0	0	0	1	0	1	15	0	0	0	0	0	0	0	W	34-23						
09/24	at Lions	S	2	2	0	0.0	0.0	0	0	0	0	0	0	2	0	0	0	0	0	0	0	0	0	0	W	30-26						
10/01	BILLS	S	0	0	0	0.0	0.0	0	0	0	0	0	0	1	0	0	0	0	0	0	0	0	0	0	L	17-23						
10/15	DOLPHINS	S	3	1	2	0.0	0.0	0	0	0	0	0	0	0	0	0	0	0	0	0	0	0	0	0	L	17-20						
10/22	at Patriots	S	3	3	0	0.0	0.0	0	0	0	0	0	0	0	0	0	0	0	0	0	0	0	0	0	L	7-23						
10/29	at Jets	S	2	2	0	1.0	7.0	1	7	1	0	0	0	0	0	0	0	0	0	0	0	0	0	0	W	25-20						
11/05	at Panthers	S	3	3	0	0.0	0.0	0	0	0	0	0	0	2	0	1	0	0	0	0	0	0	0	0	L	17-20						
11/12	COWBOYS	S	0	0	0	0.0	0.0	0	0	0	0	0	0	1	0	0	0	1	1	0	0	0	0	0	W	27-7						
11/20	at Seahawks	S	4	4	0	0.0	0.0	1	1	0	1	43	43	0	3	0	1	0	1	1	0	0	0	0	W	34-31						
11/26	BUCCANEERS	S	4	2	2	0.0	0.0	0	0	0	0	0	0	0	0	0	0	0	0	0	0	0	0	0	W	34-20						
12/03	VIKINGS									INACTIVE																					L	9-14
12/07	SAINTS	S	1	1	0	0.0	0.0	0	0	0	0	0	0	1	0	0	0	0	0	0	0	0	0	0	W	20-17						
12/18	at Buccaneers	S	6	5	1	0.0	0.0	0	0	0	0	0	0	0	0	0	0	0	0	0	0	0	0	0	W	24-21						
12/24	at Saints	S	3	3	0	0.0	0.0	0	0	0	0	0	0	0	0	0	0	0	0	0	0	0	0	0	L	13-23						
12/31	PANTHERS	S	2	2	0	0.0	0.0	1	2	0	0	0	0	0	1	0	0	0	0	0	0	0	0	0	W	22-10						
2017 TOTALS		15-15	39	34	5	1.0	7.0	3	10	1	2	43	43	0	12	0	3	15	2	2	0	0	0	0	0	10-6						

## 2016 GAME-BY-GAME REGULAR SEASON STATISTICS (FALCONS)

TACKLES											INTERCEPTIONS				FUMBLES			ST				MISC					
DATE	OPPONENT	TK	S	A	SK	YDS	TFL	YDS	QBH	NO	YDS	LG	TD	PD	FF	FR	YDS	TK	S	A	FF	FR	S	A	W/L	SCORE	
09/11	BUCCANEERS	S	5	5	0	0.0	0.0	0	0	0	1	9	9	0	1	0	0	0	0	0	0	0	0	0	0	L	24-31
09/18	at Raiders	S	4	3	1	0.0	0.0	0	0	0	0	0	0	1	0	0	0	0	0	0	0	0	0	0	W	35-28	
09/26	at Saints	S	3	3	0	1.0	8.0	1	8	1	0	0	0	0	0	0	0	0	0	0	0	0	0	0	W	45-32	
10/02	PANTHERS	S	2	1	1	0.0	0.0	0	0	0	0	0	0	0	0	0	0	0	0	0	0	0	0	0	W	48-33	
10/09	at Broncos	S	3	2	1	0.0	0.0	0	0	0	0	0	0	1	0	0	0	0	0	0	0	0	0	0	W	23-16	
10/16	at Seahawks	S	4	2	2	1.0	9.0	0	0	1	0	0	0	0	1	0	0	1	0	1	0	0	0	0	L	24-26	
10/23	CHARGERS	S	1	1	0	0.0	0.0	0	0	0	0	0	0	1	0	0	0	0	0	0	0	0	0	0	L	30-33+	
10/30	PACKERS	S	4	4	0	0.0	0.0	0	0	0	0	0	0	0	0	0	0	0	0	0	0	0	0	0	W	33-32	
11/03	at Buccaneers	S	4	4	0	0.0	0.0	0	0	0	0	0	0	0	1	0	0	0	0	0	0	0	0	0	W	43-28	
11/13	at Eagles		INACTIVE													1	0	0						L	15-24		
11/27	CARDINALS		INACTIVE																						W	38-19	
2016 TOTALS		9-9	30	25	5	2.0	17.0	1	8	2	1	9	9	0	4	2	0	0	1	0	1	0	0	0	0	7-4	
+ - Overtime																											

+ - Overtime

## 2015 GAME-BY-GAME REGULAR SEASON STATISTICS (FALCONS)

TACKLES										INTERCEPTIONS					FUMBLES			ST				MISC					
DATE	OPPONENT		TK	S	A	SK	YDS	TFL	YDS	QBH	NO	YDS	LG	TD	PD	FF	FR	YDS	TK	S	A	FF	FR	S	A	W/L	SCORE
09/14	EAGLES	S	0	0	0	0.0	0.0	0	0	0	0	0	0	0	0	1	0	0	0	0	0	0	0	0	0	W	26-24
09/20	at Giants	S	3	1	2	0.0	0.0	0	0	0	0	0	0	0	0	0	0	0	0	0	0	0	0	0	0	W	24-20
09/27	at Cowboys	S	3	2	1	0.0	0.0	0	0	0	0	0	0	0	1	0	0	0	0	0	0	0	0	0	0	W	39-28
10/04	TEXANS	S	2	2	0	0.0	0.0	0	0	0	0	0	0	0	3	0	2	21	0	0	0	0	0	0	0	W	48-21
10/11	REDSKINS	S	2	2	0	0.0	0.0	0	0	0	0	0	0	0	1	0	0	0	0	0	0	0	0	0	0	W	25-19+
10/15	at Saints	S	1	1	0	0.0	0.0	0	0	0	0	0	0	0	0	0	0	0	0	0	0	0	0	0	0	L	21-31
10/25	at Titans	S	1	1	0	0.0	0.0	0	0	0	0	0	0	0	0	0	0	0	0	0	0	0	0	0	0	W	10-7
11/01	BUCCANEERS	S	2	1	1	0.0	0.0	0	0	0	0	0	0	0	0	0	0	0	0	0	0	0	0	0	0	L	20-23+
11/08	at 49ers	S	4	3	1	0.0	0.0	0	0	0	0	0	0	0	1	0	0	0	0	0	0	0	0	0	0	L	16-17
11/22	COLTS	S	4	4	0	1.0	9.0	1	9	1	0	0	0	0	2	0	0	0	0	0	0	0	0	0	0	L	21-24
11/29	VIKINGS	S	6	6	0	0.0	0.0	0	0	0	0	0	0	0	0	0	0	0	0	0	0	0	0	0	0	L	10-20
12/06	at Buccaneers	S	4	2	2	0.0	0.0	0	0	0	1	0	0	0	1	0	0	0	0	0	0	0	0	0	0	L	19-23
12/13	at Panthers	S	1	1	0	0.0	0.0	0	0	1	0	0	0	0	0	0	0	0	0	0	0	0	0	0	0	L	0-38
12/20	at Jaguars	S	3	3	0	0.0	0.0	0	0	0	0	0	0	0	0	0	0	0	0	0	0	0	0	0	0	W	23-17
12/27	PANTHERS	S	3	3	0	0.0	0.0	0	0	0	0	0	0	0	1	0	0	0	0	0	0	0	0	0	0	W	20-13
01/03	SAINTS	S	3	3	0	0.0	0.0	0	0	0	0	0	0	0	0	0	0	0	0	0	0	0	0	0	0	L	17-20
2015 TOTALS			16-16	42	35	7	1.0	9.0	1	9	2	1	0	0	0	11	0	2	21	0	0	0	0	0	0	0	8-8

+ - Overtime

## 2017 GAME-BY-GAME POSTSEASON STATISTICS (FALCONS)

			TACKLES							INTERCEPTIONS					FUMBLES			ST				MISC						
DATE	OPPONENT		TK	S	A	SK	YDS	TFL	YDS	QBH	NO	YDS	LG	TD	PD	FF	FR	YDS	TK	S	A	FF	FR	S	A	W/L	SCORE	
01/06	at Rams	S	5	4	1	0.0	0.0	0	0	0	0	0	0	0	2	0	0	0	0	0	0	0	0	0	0	W	26-13	
01/13	at Eagles	S	4	4	0	0.0	0.0	0	0	0	0	0	0	0	0	0	0	0	0	0	0	0	0	0	0	L	10-15	
2017 TOTALS		2-2	9	8	1	0.0	0.0	0	0	0	0	0	0	0	2	0	0	0	0	0	0	0	0	0	0	0	1-1	




33

BLIDI WREH-WILSON

CORNERBACK

(3RD YEAR WITH FALCONS)

HOMETOWN: *HALEDEN, MA*COLLEGE: *CONNECTICUT*BIRTHDATE:  
**12 / 05 / 89**HEIGHT:  
**6'1"**WEIGHT:  
**190**NFL EXP:  
**6 YRS**ACQUIRED:  
**FA '16**

## 2017 (FALCONS)

- » Made his first start as a Falcon in Week 13 against the Vikings, logging two tackles and one pass defense. Recorded three tackles (two solo) in eight games - this season.

## CAREER

- » Played in one game with the Falcons in 2016.
- » In 2014, Wreh-Wilson started 11 games at cornerback and ranked second on the team with 10 passes defended. He notched 57 tackles, an interception and a quarterback pressure.
- » As a rookie in 2013, Wreh-Wilson played in 13 games in a reserve role and contributed nine tackles, one tackle for loss, one pass defended and one forced fumble. On special teams, he added five tackles and one forced fumble.
- » As a senior at Connecticut, Wreh-Wilson started 11 games and was named the team's Most Valuable Player after contributing 47 tackles and an interception.

## COLLEGE

- » In four seasons at the University of Connecticut, Wreh-Wilson played in 46 games with 39 starts. He posted 181 total tackles, a half sack, three tackles for loss, eight interceptions, 27 passes defended and a fumble recovery. He returned two of his interceptions for touchdowns.

- » As a senior (2012), played in and started 11 games. Totaled 47 tackles, an interception and nine passes defended. Honored as the team's Most Valuable Player and named second-team All-Big East.
- » As a junior (2011), played in eight contests with seven starts and contributed 37 tackles, a half sack, two tackles for loss and two interceptions. Missed five games after suffering a knee injury in the Buffalo game (Sept. 24) and returned for the final three contests.
- » As a sophomore (2010), started all 13 games (career high) for the Huskies at cornerback and had four interceptions, including two he returned for touchdowns. Added 57 tackles, a tackle for loss, five passes defended and a 24-yard fumble return.
- » As a redshirt freshman (2009), played in all 13 games with nine starts, including starts in the final seven games of the season. Posted 40 tackles, one interception and six passes defended.
- » Redshirted in 2008.
- » Graduated in December 2012 with a double major in economics and agricultural resource economics.

## PERSONAL

- » Attended General McLane (Edinboro, Pa.) High School, where he was an honorable mention All-State pick as a senior—his only season playing high school football. Also named All-District and All-Region in 2007. Named to the Meadville Tribune's Dream Team.

## TRANSACTIONS

- » Signed by the Tennessee Titans in the third round (70th overall) of the 2013 NFL Draft.
- » Signed by the Atlanta Falcons on November 29, 2016.

## BLIDI WREH-WILSON - NFL REGULAR SEASON STATISTICS

		TACKLES										INTERCEPTIONS						FUMBLES						ST						MISC			
DATE	TEAM	GP	GS	TK	S	A	TFL	YDS	SK	YDS	QBH	NO	YDS	LG	TD	PD	FF	FR	YDS	TK	S	A	FF	FR	S	A	FF	FR	S	A			
2017	Falcons	8	1	4	3	1	0	0	0.0	0.0	0	0	0	0	0	1	0	0	0	0	0	0	0	0	0	0	0	0	0	0			
2016	Falcons	1	0	0	0	0	0	0	0.0	0.0	0	0	0	0	0	0	0	0	0	0	0	0	0	0	0	0	0	0	0	0			
2015	Titans	10	3	17	16	1	0	0	0.0	0.0	0	0	0	0	0	3	0	0	0	3	3	0	0	0	0	0	0	0	0	0			
2014	Titans	11	11	57	48	9	0	0	0.0	0.0	0	1	34	34	0	10	0	0	0	0	0	0	0	0	0	0	0	0	0	0			
2013	Titans	13	0	8	6	2	1	1	0.0	0.0	0	0	0	0	0	1	1	0	0	5	3	2	0	0	0	0	0	0	0	0			
NFL TOTALS		43	15	86	73	13	1	1	0.0	0.0	0	1	34	34	0	15	1	0	0	0	6	2	0	0	0	0	0	0	0	0			

## BLIDI WREN-WILSON - NFL POSTSEASON STATISTICS

TACKLES																														INTERCEPTIONS								FUMBLES						ST				MISC			
DATE	TEAM	GP	GS	TK	S	A	TFL	YDS	SK	YDS	QBH	NO	YDS	LG	TD	PD	FF	FR	YDS	TK	S	A	FF	FR	S	A	FF	FR	S	A																					
2017	Falcons	2	0	1	1	0	0	0	0.0	0.0	0	0	0	0	0	0	0	0	0	0	0	0	0	0	0	0	0	0	0	0																					
2016	Falcons	0	0	0	0	0	0	0	0.0	0.0	0	0	0	0	0	0	0	0	0	0	0	0	0	0	0	0	0	0	0	0																					
NFL TOTALS		2	0	1	1	0	0	0	0.0	0.0	0	0	0	0	0	0	0	0	0	0	0	0	0	0	0	0	0	0	0	0																					

### SINGLE-GAME HIGHS: DEFENSIVE

<b>Total Tackles</b>	11 vs. Jacksonville Jaguars, Oct 12, 2014 7 vs. Houston Texans, Oct 26, 2014 7 at Washington Redskins, Oct 19, 2014	<b>Interceptions</b>	1 vs. Jacksonville Jaguars, Oct 12, 2014
<b>Passes Defensed</b>	2 vs. Pittsburgh Steelers, Nov 17, 2014 2 vs. Houston Texans, Oct 26, 2014 ...1 more at 2.	<b>Interception Return Yards</b>	34 vs. Jacksonville Jaguars, Oct 12, 2014
<b>Forced Fumbles</b>	1 at Oakland Raiders, Nov 24, 2013	<b>Special Teams Tackles</b>	2 at Denver Broncos, Dec 08, 2013 1 at Houston Texans, Nov 01, 2015 1 vs. Buffalo Bills, Oct 11, 2015 ...4 more at 1.
<b>Tackles For Loss</b>	1 vs. Arizona Cardinals, Dec 15, 2013		

### SINGLE-GAME HIGHS - POSTSEASON: DEFENSIVE

<b>Total Tackles</b>	1 at Los Angeles Rams, Jan 06, 2018
----------------------	-------------------------------------

## 2017 GAME-BY-GAME REGULAR SEASON STATISTICS (FALCONS)

TACKLES										INTERCEPTIONS					FUMBLES			ST				MISC				
DATE	OPPONENT	TK	S	A	SK	YDS	TFL	YDS	QBH	NO	YDS	LG	TD	PD	FF	FR	YDS	TK	S	A	FF	FR	S	A	W/L	SCORE
09/10	at Bears									INACTIVE															W	23-17
09/17	PACKERS									INACTIVE															W	34-23
09/24	at Lions	P	0	0	0	0.0	0.0	0	0	0	0	0	0	0	0	0	0	0	0	0	0	0	0	0	W	30-26
10/01	BILLS	P	0	0	0	0.0	0.0	0	0	0	0	0	0	0	0	0	0	0	0	0	0	0	0	0	L	17-23
10/15	DOLPHINS									INACTIVE															L	17-20
10/22	at Patriots	P	1	1	0	0.0	0.0	0	0	0	0	0	0	0	0	0	0	0	0	0	0	0	0	0	L	7-23
10/29	at Jets									INACTIVE															W	25-20
11/05	at Panthers									INACTIVE															L	17-20
11/12	COWBOYS									INACTIVE															W	27-7
11/20	at Seahawks									INACTIVE															W	34-31
11/26	BUCCANEERS									INACTIVE															W	34-20
12/03	VIKINGS	S	3	2	1	0.0	0.0	0	0	0	0	0	1		0	0	0	0	0	0	0	0	0	0	L	9-14
12/07	SAINTS	P	0	0	0	0.0	0.0	0	0	0	0	0	0	0	0	0	0	0	0	0	0	0	0	0	W	20-17
12/18	at Buccaneers	P	0	0	0	0.0	0.0	0	0	0	0	0	0	0	0	0	0	0	0	0	0	0	0	0	W	24-21
12/24	at Saints	P	0	0	0	0.0	0.0	0	0	0	0	0	0	0	0	0	0	0	0	0	0	0	0	0	L	13-23
12/31	PANTHERS	P	0	0	0	0.0	0.0	0	0	0	0	0	0	0	0	0	0	0	0	0	0	0	0	0	W	22-10
2017 TOTALS		8-1	4	3	1	0.0	0.0	0	0	0	0	0	1		0	0	0	0	0	0	0	0	0	0	10-6	

## 2016 GAME-BY-GAME REGULAR SEASON STATISTICS (FALCONS)

		TACKLES								INTERCEPTIONS					FUMBLES				ST				MISC							
DATE	OPPONENT	TK	S	A	SK	YDS	TFL	YDS	QBH	NO	YDS	LG	TD	PD	FF	FR	YDS	TK	S	A	FF	FR	S	A	FF	FR	S	A	W/L	SCORE
09/11	BUCCANEERS									NOT ON ROSTER														L	24-31					
09/18	at Raiders									NOT ON ROSTER														W	35-28					
09/26	at Saints									NOT ON ROSTER														W	45-32					
10/02	PANTHERS									NOT ON ROSTER														W	48-33					
10/09	at Broncos									NOT ON ROSTER														W	23-16					
10/16	at Seahawks									NOT ON ROSTER														L	24-26					
10/23	CHARGERS									NOT ON ROSTER														L	30-33+					
10/30	PACKERS									NOT ON ROSTER														W	33-32					
11/03	at Buccaneers									NOT ON ROSTER														W	43-28					
11/13	at Eagles									NOT ON ROSTER														L	15-24					
11/27	CARDINALS									NOT ON ROSTER														W	38-19					
12/04	CHIEFS									INACTIVE														L	28-29					
12/11	at Rams									NOT ON ROSTER														W	42-14					
12/18	49ERS	P	0	0	0	0.0	0.0	0	0	0	0	0	0	0	0	0	0	0	0	0	0	0	0	0	0	0	0	0	W	41-13
12/24	at Panthers									INACTIVE														W	33-16					
01/01	SAINTS									INACTIVE														W	38-32					
2016 TOTALS		1-0	0	0	0	0.0	0.0	0	0	0	0	0	0	0	0	0	0	0	0	0	0	0	0	0	0	0	0	0	11-5	

+ - Overtime

## 2015 GAME-BY-GAME REGULAR SEASON STATISTICS (TITANS)

TACKLES										INTERCEPTIONS					FUMBLES				ST				MISC				
DATE	OPPONENT	TK	S	A	SK	YDS	TFL	YDS	QBH	NO	YDS	LG	TD	PD	FF	FR	YDS	TK	S	A	FF	FR	S	A	W/L	SCORE	
09/13	at Buccaneers	P	1	1	0	0.0	0.0	0	0	0	0	0	0	0	1	0	0	0	0	0	0	0	0	0	0	W	42-14
09/20	at Browns	P	0	0	0	0.0	0.0	0	0	0	0	0	0	1	0	0	0	1	1	0	0	0	0	0	0	L	14-28
09/27	COLTS	P	1	1	0	0.0	0.0	0	0	0	0	0	0	1	0	0	0	0	0	0	0	0	0	0	0	L	33-35
10/11	BILLS	P	0	0	0	0.0	0.0	0	0	0	0	0	0	0	0	0	0	1	1	0	0	0	0	0	0	L	13-14
10/18	DOLPHINS	P	3	3	0	0.0	0.0	0	0	0	0	0	0	0	0	0	0	0	0	0	0	0	0	0	0	L	10-38
10/25	FALCONS	P	3	3	0	0.0	0.0	0	0	0	0	0	0	0	0	0	0	0	0	0	0	0	0	0	0	L	7-10
11/01	at Texans	S	2	1	1	0.0	0.0	0	0	0	0	0	0	0	0	0	0	1	1	0	0	0	0	0	0	L	6-20
11/08	at Saints		INACTIVE																							W	34-28+
11/15	PANTHERS	S	2	2	0	0.0	0.0	0	0	0	0	0	0	0	0	0	0	0	0	0	0	0	0	0	0	L	10-27
11/19	at Jaguars		INACTIVE																							L	13-19
11/29	RAIDERS	S	4	4	0	0.0	0.0	0	0	0	0	0	0	0	0	0	0	0	0	0	0	0	0	0	0	L	21-24
12/06	JAGUARS	P	1	1	0	0.0	0.0	0	0	0	0	0	0	0	0	0	0	0	0	0	0	0	0	0	0	W	42-39
12/13	at Jets		INACTIVE																							L	8-30
12/20	at Patriots		ON INACTIVE LIST																							L	16-33
12/27	TEXANS		INACTIVE																							L	6-34
01/03	at Colts		INACTIVE																							L	24-30
2015 TOTALS		10-3	17	16	1	0.0	0.0	0	0	0	0	0	0	3	0	0	0	3	3	0	0	0	0	0	5-13		

+ - Overtime

## 2017 GAME-BY-GAME POSTSEASON STATISTICS (FALCONS)

			TACKLES							INTERCEPTIONS					FUMBLES			ST				MISC					
DATE	OPPONENT		TK	S	A	SK	YDS	TFL	YDS	QBH	NO	YDS	LG	TD	PD	FF	FR	YDS	TK	S	A	FF	FR	S	A	W/L	SCORE
01/06	at Rams	P	1	1	0	0.0	0.0	0	0	0	0	0	0	0	0	0	0	0	0	0	0	0	0	0	0	W	26-13
01/13	at Eagles	P	0	0	0	0.0	0.0	0	0	0	0	0	0	0	0	0	0	0	0	0	0	0	0	0	0	L	10-15
2017 TOTALS		2-0	1	1	0	0.0	0.0	0	0	0	0	0	0	0	0	0	0	0	0	0	0	0	0	0	0	0	1-1

## 2016 GAME-BY-GAME POSTSEASON STATISTICS (FALCONS)

		TACKLES							INTERCEPTIONS					FUMBLES			ST				MISC					
DATE	OPPONENT	TK	S	A	SK	YDS	TFL	YDS	QBH	NO	YDS	LG	TO	PD	FF	FR	YDS	TK	S	A	FF	FR	S	A	W/L	SCORE
01/14	SEAHAWKS	INACTIVE																				W	36-20			
01/22	PACKERS	INACTIVE																				W	44-21			
02/05	PATRIOTS	INACTIVE																				L	28-34+			
2016 TOTALS		0	0	0	0.0	0.0	0	0	0	0	0	0	0	0	0	0	0	0	0	0	0	0	0	0	2-1	


+ - Overtime

92

JUSTIN ZIMMER

DEFENSIVE TACKLE

(1ST ON FALCONS)

HOMETOWN: *GREENVILLE, MI*COLLEGE: *FERRIS STATE*

BIRTHDATE:

10 / 23 / 92

HEIGHT:

6'3"

WEIGHT:

292

NFL EXP:

1 YRS

ACQUIRED:

FA '18

## COLLEGE

- » Played four years at Ferris State University where he totaled 216 tackles, 26 sacks and nine forced fumbles.
- » In 2015, was named Capital One Academic All-America First Team, D2CCA All-America Team, and All-Super Region Four Team Defense after breaking single season school records for tackles for loss (26) and sacks (13).
- » In 2014, started all 12 games and finished third on the team with 76 tackles (31 solo). Helped lead Bulldogs to the CLIAC Championship and NCAA Playoffs.

## PERSONAL

- » Attended Greenville High School (Greenville, Mich.) where he played middle linebacker and led the Yellow Jackets in tackles with 108 and finished with four interceptions. Also played at tight end.
- » Won a regional wrestling championship as a junior and senior. Also participated in tack and field.

## TRANSACTIONS

- » Signed as a college free agent by the Buffalo Bills following the 2016 NFL Draft.
- » Signed by the Montreal Alouettes in November 2017.
- » Signed by the Atlanta Falcons on April 18, 2018.



# ATLANTA FALCONS

---

SEASON REVIEW

## TEAM STATS

WON LO, LOST G				
09/10	W	23-17	at Chicago	61,857
09/17	W	34-23	Green Bay	70,826
09/24	W	30-26	at Detroit	63,240
10/01	L	17-23	Buffalo	71,273
10/15	L	17-20	Miami	70,593
10/22	L	7-23	at New England	65,878
10/29	W	25-20	at N.Y. Jets	77,562
11/05	L	17-20	at Carolina	74,244
11/12	W	27-7	Dallas	73,761
11/20	W	34-31	at Seattle	69,026
11/26	W	34-20	Tampa Bay	71,036
12/03	L	9-14	Minnesota	71,185
12/07	W	20-17	New Orleans	72,866
12/18	W	24-21	at Tampa Bay	62,382
12/24	L	13-23	at New Orleans	73,188
12/31	W	22-10	Carolina	74,141

2017 TEAM STATISTICS				
	ATL	OPP.		
<b>TOTAL FIRST DOWNS</b>	<b>330</b>	<b>323</b>		
Rushing	101	97		
Passing	200	197		
Penalty	29	29		
3rd Down: Made/Att	88/197	75/196		
3rd Down Pct.	44.7%	38.3%		
4th Down: Made/Att	4/13	13/19		
4th Down Pct.	30.8%	68.4%		
<b>POSSESSION AVG.</b>	<b>29:50</b>	<b>30:10</b>		
<b>TOTAL NET YARDS</b>	<b>5,837</b>	<b>5,094</b>		
Avg. Per Game	364.8	318.4		
Total Plays	984	994		
Avg. Per Play	5.9	5.1		
<b>NET YARDS RUSHING</b>	<b>1,847</b>	<b>1,665</b>		
Avg. Per Game	115.4	104.1		
Total Rushes	430	402		
<b>NET YARDS PASSING</b>	<b>3,990</b>	<b>3,429</b>		
Avg. Per Game	249.4	214.3		
Sacked/Yards Lost	24/156	39/296		
Gross Yards	4,146	3,725		
Att./Completions	530/343	553/362		
Completion Pct.	64.7%	65.5%		
Had Intercepted	12	8		
<b>PUNTS/AVERAGE</b>	<b>53/44.9</b>	<b>66/46.6</b>		
<b>NET PUNTING AVG.</b>	<b>40.8</b>	<b>41.8</b>		
<b>PENALTIES/YARDS</b>	<b>102/918</b>	<b>103/875</b>		
<b>FUMBLES/BALL LOST</b>	<b>17/6</b>	<b>19/8</b>		
<b>TOUCHDOWNS</b>	<b>36</b>	<b>33</b>		
Rushing	12	9		
Passing	21	22		
Returns	3	2		

* SCORE BY PERIODS						
	Q1	Q2	Q3	Q4	OT	PTS
TEAM	84	114	52	103	0	353
OPPONENTS	44	115	77	79	0	315
* SCORING						
	TD	RU	PA	RT	K-PAT	FG
M. Bryant	0	0	0	0	35/35	34/39
T. Coleman	8	5	3	0	0/0	0/0
D. Freeman	8	7	1	0	0/0	0/0
M. Sanu	5	0	5	0	0/0	0/0
J. Hardy	3	0	3	0	0/0	0/0
A. Hooper	3	0	3	0	0/0	0/0
J. Jones	3	0	3	0	0/0	0/0
L. Toilolo	2	0	1	1	0/0	0/0
A. Clayborn	1	0	0	1	0/0	0/0
T. Gabriel	1	0	1	0	0/0	0/0
M. Hall	1	0	1	0	0/0	0/0
D. Trufant	1	0	1	0	0/0	0/0
TEAM	36	12	21	3	35/35	34/39
OPPONENTS	33	9	22	2	31/51	28/53

**SACKS:** A. Clayborn 9.5, T. McKinley 6.0, V. Beasley Jr. 5.0, G. Jarrett 4.0, B. Reed 4.0, D. Poe 2.5, D. Campbell 2.0, K. Ishmael 1.0, D. Jones 1.0, D. Shelby 1.0, C. Upshaw 1.0, D. Trufant 1.0, B. Poole 1.0, **TM** 39.0, **OPP** 24.0 **FUM/LOST:** M. Ryan 4/3, A. Roberts 4/1, D. Freeman 4/1, T. Ward 1/1, D. Trufant 1/0, T. Coleman 1/0, J. Jones 1/0, J. Hardy 1/0, J. Harris 1/0

* PASSING											
	ATT	CMP	YDS	CMP%	YDS/ATT	TD	TD%	INT	INT%	LONG	RATING
M. Ryan	529	342	4,095	64.7	7.7	20	3.8	12	2.3	88T	156
M. Sanu	1	1	51	100.0	51.0	1	100.0	0	0.0	51t	158.3
TEAM	530	343	4,146	64.7	7.8	21	4.0	12	2.3	88T	156
OPPONENTS	553	362	3,725	65.5	6.7	22	4.0	8	1.4	54T	156

* RUSHING				
	NO.	YDS	AVG	LONG
D. Freeman	196	865	4.4	44
T. Coleman	156	628	4.0	52
M. Ryan	32	143	4.5	16
T. Ward	30	129	4.3	17
T. Gabriel	8	49	6.1	15
J. Jones	1	15	15.0	15
M. Sanu	4	10	2.5	4
D. Coleman	2	8	4.0	5
M. Boshier	1	0	0.0	0
TEAM	430	1,847	4.3	52
OPPONENTS	402	1,665	4.1	46

* RECEIVING				
	TAR	NO.	YDS	AVG
J. Jones	148	88	1,444	16.4
M. Sanu	96	67	703	10.5
A. Hooper	65	49	526	10.7
T. Gabriel	51	33	378	11.5
D. Freeman	47	36	317	8.8
T. Coleman	39	27	299	11.1
J. Hardy	29	20	221	11.1
L. Toilolo	14	12	122	10.2
M. Hall	9	2	60	30.0
N. Williams	4	3	30	10.0
D. Coleman	7	2	20	10.0
T. Ward	3	3	14	4.7
A. Roberts	4	1	12	12.0
TEAM	516	343	4,146	12.1
OPPONENTS	533	362	3,725	10.3

* INTERCEPTIONS				
	NO.	YDS	AVG	LONG
D. Jones	3	42	14.0	41
D. Trufant	2	43	21.5	43
K. Neal	1	19	19.0	19
R. Allen	1	4	4.0	4
R. Alford	1	0	0.0	0
TEAM	8	108	15.4	43
OPPONENTS	12	235	19.4	40

* PUNTING				
	NO.	YDS	AVG	NET
M. Boshier	53	2,379	44.9	40.8
TEAM	53	2,379	44.9	40.8
OPPONENTS	66	3,077	46.6	41.8

* PUNT RETURNS				
	RET	FC	YDS	AVG
A. Roberts	27	21	201	7.4
TEAM	27	21	201	7.4
OPPONENTS	22	22	179	8.1

* KICKOFF RETURNS				
	NO.	YDS	AVG	LONG
A. Roberts	38	860	22.6	61
B. Garland	1	11	11.0	11
TEAM	39	871	22.3	61
OPPONENTS	33	863	26.2	57

* FIELD GOALS				
	1-19	20-29	30-39	40-49
M. Bryant	1/1	6/6	10/13	9/10
TEAM	1/1	6/6	10/13	9/10
OPPONENTS	0/0	6/6	8/9	9/11
M. Bryant (48G, 28G, 37G) (51G, 53G) (36G, 48G, 40G) (28G) (50G, 59) (37B, 36LL) (23G, 45G, 37G, 29G) (53G) (50G, 29G) (44G, 19G) (49G) (36G) (38G, 36G, 47G, 45WL) (28G, 52G) (57G, 33B) (37G, 48G) (30G, 42G, 30G, 56G, 33G)				
<b>OPP:</b> (54G) (28G) (55G, 40G, 35G, 57G) (24G, 56G, 55G) (49G, 38G) (29G, 21G, 38G) (46WR, 43G, 48WR, 46G) (31G, 45G) (38RU) (30G, 37G, 46G, 52SH) (36G, 27G) (-) (34G) (54WR) (40G, 29G, 45G) (42G)				
2-Pt Conv: M. Ryan 0 TM 0-1 <b>OPP</b> 1-2				

# STATISTICAL REVIEW

## 2017 RESULTS

(WON 10, LOST 6, 4 <sup>TH</sup> NFC SOUTH)				
09/10	W	23-17	at Chicago	61,857
09/17	W	34-23	Green Bay	70,826
09/24	W	30-26	at Detroit	63,240
10/01	L	17-23	Buffalo	71,273
10/15	L	17-20	Miami	70,593
10/22	L	7-23	at New England	65,878
10/29	W	25-20	at N.Y. Jets	77,562
11/05	L	17-20	at Carolina	74,244
11/12	W	27-7	Dallas	73,761
11/20	W	34-31	at Seattle	69,026
11/26	W	34-20	Tampa Bay	71,036
12/03	L	9-14	Minnesota	71,185
12/07	W	20-17	New Orleans	72,866
12/18	W	24-21	at Tampa Bay	62,382
12/24	L	13-23	at New Orleans	73,188
12/31	W	22-10	Carolina	74,141

## 2017 TEAM STATISTICS

	ATL	OPP.
<b>TOTAL FIRST DOWNS</b>	<b>330</b>	<b>323</b>
Rushing	101	97
Passing	200	197
Penalty	29	29
3rd Down: Made/Att	88/197	75/196
3rd Down Pct.	44.7%	38.3%
4th Down: Made/Att	4/13	13/19
4th Down Pct.	30.8%	68.4%
<b>POSSESSION AVG.</b>	<b>29:50</b>	<b>30:10</b>
<b>TOTAL NET YARDS</b>	<b>5,837</b>	<b>5,094</b>
Avg. Per Game	364.8	318.4
Total Plays	984	994
Avg. Per Play	5.9	5.1
<b>NET YARDS RUSHING</b>	<b>1,847</b>	<b>1,665</b>
Avg. Per Game	115.4	104.1
Total Rushes	430	402
<b>NET YARDS PASSING</b>	<b>3,990</b>	<b>3,429</b>
Avg. Per Game	249.4	214.3
Sacked/Yards Lost	24/156	39/296
Gross Yards	4,146	3,725
Att./Completions	530/343	553/362
Completion Pct.	64.7%	65.5%
Had Intercepted	12	8
<b>PUNTS/AVERAGE</b>	<b>53/44.9</b>	<b>66/46.6</b>
<b>NET PUNTING AVG.</b>	<b>40.8</b>	<b>41.8</b>
<b>PENALTIES/YARDS</b>	<b>102/918</b>	<b>103/875</b>
<b>FUMBLES/BALL LOST</b>	<b>17/6</b>	<b>19/8</b>
<b>TOUCHDOWNS</b>	<b>36</b>	<b>33</b>
Rushing	12	9
Passing	21	22
Returns	3	2

SCORE BY PERIODS	Q1	Q2	Q3	Q4	OT	PTS
FALCONS TOTAL	84	114	52	103	0	353
OPP TOTAL	44	115	77	79	0	315

PASSING	ATT	CMP	YDS	CMP%	YDS/ATT	TD	TD%	INT	INT%	LONG	SACK/	LOST	RATING
M. Ryan	529	342	4,095	64.7	7.7	20	3.8	12	2.3	88t	24/	156	91.4
M. Sanu	1	1	51	100.0	51.0	1	100.0	0	0.0	51t	0/	0	158.3
<b>FALCONS TOTAL</b>	<b>530</b>	<b>343</b>	<b>4,146</b>	<b>64.7</b>	<b>7.8</b>	<b>21</b>	<b>4.0</b>	<b>12</b>	<b>2.3</b>	<b>88t</b>	<b>24/</b>	<b>156</b>	<b>92.4</b>
<b>OPP TOTAL</b>	<b>553</b>	<b>362</b>	<b>3,725</b>	<b>65.5</b>	<b>6.7</b>	<b>22</b>	<b>4.0</b>	<b>8</b>	<b>1.4</b>	<b>54t</b>	<b>39/</b>	<b>296</b>	<b>91.9</b>

## 2017 INDIVIDUAL STATISTICS

PASS RECEIVING	TAR	NO.	YDS	AVG	LONG	TD
J. Jones	148	88	1,444	16.4	53	3
M. Sanu	96	67	703	10.5	25	5
A. Hooper	65	49	526	10.7	88t	3
T. Gabriel	51	33	378	11.5	40t	1
D. Freeman	47	36	317	8.8	29	1
T. Coleman	39	27	299	11.1	39	3
J. Hardy	29	20	221	11.1	27	3
L. Toilolo	14	12	122	10.2	25t	1
M. Hall	9	2	60	30.0	40t	1
N. Williams	4	3	30	10.0	14	0
D. Coleman	7	2	20	10.0	11	0
T. Ward	3	3	14	4.7	11	0
A. Roberts	4	1	12	12.0	12	0
<b>FALCONS TOTAL</b>	<b>516</b>	<b>343</b>	<b>4,146</b>	<b>12.1</b>	<b>88t</b>	<b>21</b>
<b>OPP TOTAL</b>	<b>533</b>	<b>362</b>	<b>3,725</b>	<b>10.3</b>	<b>54t</b>	<b>22</b>

RUSHING	NO.	YDS	AVG	LONG	TD
D. Freeman	196	865	4.4	44	7
T. Coleman	156	628	4.0	52	5
M. Ryan	32	143	4.5	16	0
T. Ward	30	129	4.3	17	0
T. Gabriel	8	49	6.1	15	0
J. Jones	1	15	15.0	15	0
M. Sanu	4	10	2.5	4	0
D. Coleman	2	8	4.0	5	0
M. Boshier	1	0	0.0	0	0
<b>FALCONS TOTAL</b>	<b>430</b>	<b>1,847</b>	<b>4.3</b>	<b>52</b>	<b>12</b>
<b>OPP TOTAL</b>	<b>402</b>	<b>1,665</b>	<b>4.1</b>	<b>46</b>	<b>9</b>

PUNTING	NO.	YDS	AVG	NET	TB	IN	LG	B
M. Boshier	53	2,379	44.9	40.8	2	19	62	0
<b>FALCONS TOTAL</b>	<b>53</b>	<b>2,379</b>	<b>44.9</b>	<b>40.8</b>	<b>2</b>	<b>19</b>	<b>62</b>	<b>0</b>
<b>OPP TOTAL</b>	<b>66</b>	<b>3,077</b>	<b>46.6</b>	<b>41.8</b>	<b>6</b>	<b>21</b>	<b>69</b>	<b>0</b>

PUNT RETURNS	RET	FC	YDS	AVG	LONG	TD
A. Roberts	27	21	201	7.4	27	0
<b>FALCONS TOTAL</b>	<b>27</b>	<b>21</b>	<b>201</b>	<b>7.4</b>	<b>27</b>	<b>0</b>
<b>OPP TOTAL</b>	<b>22</b>	<b>22</b>	<b>179</b>	<b>8.1</b>	<b>19</b>	<b>0</b>

KICKOFF RETURNS	NO.	YDS	AVG	LONG	TD
A. Roberts	38	860	22.6	61	0
B. Garland	1	11	11.0	11	0
<b>FALCONS TOTAL</b>	<b>39</b>	<b>871</b>	<b>22.3</b>	<b>61</b>	<b>0</b>
<b>OPP TOTAL</b>	<b>33</b>	<b>863</b>	<b>26.2</b>	<b>57</b>	<b>0</b>

# STATISTICAL REVIEW

## 2017 SCORING STATISTICS

SCORING	TD	RU	PA	RT	K-PAT	FG	2PT	S	PTS
M. Bryant	0	0	0	0	35/35	34/39	0	0	137
T. Coleman	8	5	3	0	0/0	0/0	0	0	48
D. Freeman	8	7	1	0	0/0	0/0	0	0	48
M. Sanu	5	0	5	0	0/0	0/0	0	0	30
J. Hardy	3	0	3	0	0/0	0/0	0	0	18
A. Hooper	3	0	3	0	0/0	0/0	0	0	18
J. Jones	3	0	3	0	0/0	0/0	0	0	18
L. Toilolo	2	0	1	1	0/0	0/0	0	0	12
A. Clayborn	1	0	0	1	0/0	0/0	0	0	6
T. Gabriel	1	0	1	0	0/0	0/0	0	0	6
M. Hall	1	0	1	0	0/0	0/0	0	0	6
D. Trufant	1	0	0	1	0/0	0/0	0	0	6
<b>FALCONS TOTAL</b>	<b>36</b>	<b>12</b>	<b>21</b>	<b>3</b>	<b>35/35</b>	<b>34/39</b>	<b>0</b>	<b>0</b>	<b>353</b>
<b>OPP TOTAL</b>	<b>33</b>	<b>9</b>	<b>22</b>	<b>2</b>	<b>31/31</b>	<b>28/33</b>	<b>1</b>	<b>0</b>	<b>315</b>

## TWO-POINT CONVERSIONS

FALCONS TOTAL	0-1
OPP TOTAL	1-2

## FIELD GOALS

	1-19	20-29	30-39	40-49	50+
M. Bryant	1/1	6/6	10/13	9/10	8/9
<b>FALCONS TOTAL</b>	<b>1/1</b>	<b>6/6</b>	<b>10/13</b>	<b>9/10</b>	<b>8/9</b>
<b>OPP TOTAL</b>	<b>0/0</b>	<b>6/6</b>	<b>8/9</b>	<b>9/11</b>	<b>5/7</b>

## FALCONS INDIVIDUAL SINGLE-GAME BESTS

Passes Attempted	45	Matt Ryan	vs. Panthers	12/31
Passes Completed	28	Matt Ryan	vs. Panthers	12/31
Passing Yards	321	Matt Ryan	at Bears	9/10
Touchdown Passes	2	Matt Ryan	at Lions	9/24
		Matt Ryan	at Jets	10/29
		Matt Ryan	at Panthers	11/5
		Matt Ryan	vs. Cowboys	11/12
		Matt Ryan	at Seahawks	11/20
Pass Receptions	12	Julio Jones	vs. Buccaneers	11/26
Receiving Yards	253	Julio Jones	vs. Buccaneers	11/26
Touchdown Receptions	2	Julio Jones	vs. Buccaneers	11/26
Rushing Yards	126	Devonta Freeman	at Buccaneers	12/18
Rushing Attempts	24	Devonta Freeman	vs. Saints	12/7
Rushing Touchdowns	2	Devonta Freeman	vs. Packers	9/17
		Tevin Coleman	vs. Buccaneers	11/26
Yards From Scrimmage	268	Julio Jones	vs. Buccaneers	11/26
Combined Net Yards	268	Julio Jones	vs. Buccaneers	11/26
Interceptions Made	1	Desmond Trufant	vs. Packers	9/17
		Deion Jones	vs. Dolphins	10/15
		Desmond Trufant	at Seahawks	11/20
		Deion Jones	vs. Saints	12/7
		Deion Jones	at Saints	12/24
		Robert Alford	vs. Panthers	12/31
		Ricardo Allen	vs. Panthers	12/31
		Keanu Neal	vs. Panthers	12/31
INT Return Yards	43	Desmond Trufant	at Seahawks	11/20
Sacks	6.0	Adrian Clayborn	vs. Cowboys	11/12
Punts	5	Matt Boshier	at Jets	10/29
		Matt Boshier	at Saints	12/24
		Matt Boshier	vs. Panthers	12/31
Punt Returns	4	Andre Roberts	vs. Panthers	12/31
Punt Return Yards	38	Andre Roberts	at Lions	9/24
Kickoff Returns	5	Andre Roberts	at Patriots	10/22
		Andre Roberts	at Seahawks	11/20
		Andre Roberts	vs. Buccaneers	11/26
Kickoff Return Yards	129	Andre Roberts	vs. Buccaneers	11/26
Field Goals Attempted	5	Matt Bryant	vs. Panthers	12/31
Field Goals Made	5	Matt Bryant	vs. Panthers	12/31

## FALCONS LONGEST PLAYS

Run From Scrimmage	52	Tevin Coleman	at Jets	10/29
Touchdown Run	32	Devonta Freeman	at Buccaneers	12/18
Pass Reception	88	Austin Hooper	at Bears	9/10
Touchdown Reception	88	Austin Hooper	at Bears	9/10
Interception Return	43	Desmond Trufant	at Seahawks	11/20
Punt Return	27	Andre Roberts	at Lions	9/24
Kickoff Return	61	Andre Roberts	vs. Bills	10/1
Punt	62	Matt Boshier	at Bears	9/10
Field Goal	57	Matt Bryant	at Buccaneers	12/18

## 2017 DEFENSIVE STATISTICS

PLAYER	SOLO	ASST.	TOTAL	TFL	SACKS/YDS.	PR	FR	FF	INT./YDS.	PD
Jones, Deion	91	47	138	10	1.0/0	0	0	0	3/42	10
Neal, Keanu	81	32	113	4	0.0/0	0	2	3	1/19	6
Campbell, De'Vondre	61	31	92	3	2.0/15	6	0	1	0/0	4
Alford, Robert	58	7	65	0	0.0/0	0	0	0	0/0	20
Poole, Brian	49	14	63	2	1.0/12	3	0	0	0/0	4
Jarrett, Grady	34	21	55	15	4.0/33	13	0	0	0/0	0
Allen, Ricardo	38	16	54	1	0.0/0	0	0	0	1/4	2
Poe, Dontari	23	16	39	4	2.5/18	10	0	0	0/0	2
Reed, Brooks	22	17	39	6	4.0/41	7	0	0	0/0	0
Trufant, Desmond	34	5	39	3	1.0/7	1	3	0	2/43	12
Shelby, Derrick	16	14	30	3	1.0/9	1	0	0	0/0	0
Beasley Jr., Vic	23	6	29	8	5.0/36	5	0	1	0/0	2
Riley, Duke	12	12	24	0	0.0/0	0	0	0	0/0	0
Ishmael, Kemal	13	9	22	1	1.0/12	1	0	0	0/0	1
Clayborn, Adrian	17	4	21	6	9.5/62	17	2	2	0/0	0
McKinley, Takkari	15	5	20	7	6.0/42	10	1	2	0/0	1
Kazee, Damontae	10	8	18	0	0.0/0	0	0	1	0/0	0
Rubin, Ahtyba	7	8	15	0	0.0/0	1	0	0	0/0	0
Ushaw, Courtney	5	4	9	2	1.0/10	3	0	1	0/0	0
Crawford, Jack	3	2	5	0	0.0/0	3	0	0	0/0	0
Goodwin, C.J.	5	0	5	0	0.0/0	0	0	0	0/0	0
Vellano, Joe	1	3	4	0	0.0/0	0	0	0	0/0	0
Wreh-Wilson, Bli	3	1	4	0	0.0/0	0	0	0	0/0	1
Reynolds, LaRoy	1	1	2	0	0.0/0	0	0	0	0/0	0
Neasman, Sharrod	1	0	1	0	0.0/0	0	0	0	0/0	0
Weatherspoon, Sean	1	0	1	0	0.0/0	0	0	0	0/0	0
<b>TOTALS</b>	<b>624</b>	<b>283</b>	<b>907</b>	<b>75</b>	<b>39.0/297</b>	<b>81</b>	<b>8</b>	<b>11</b>	<b>8/108</b>	<b>65</b>

INTERCEPTIONS	NO.	YDS	AVG	LONG	TD
D. Jones	3	42	14.0	41	0
D. Trufant	2	43	21.5	43	0
K. Neal	1	19	19.0	19	0
R. Allen	1	4	4.0	4	0
R. Alford	1	0	0.0	0	0
<b>FALCONS TOTAL</b>	<b>8</b>	<b>108</b>	<b>15.4</b>	<b>43</b>	<b>0</b>
<b>OPP TOTAL</b>	<b>12</b>	<b>255</b>	<b>19.4</b>	<b>40</b>	<b>1</b>

## 2017 SPECIAL TEAMS STATISTICS

	Solo	Asst.	Total	Neal, Keanu	2	1	3
Coleman, Derrick	14	2	16	Hardy, Justin	1	1	2
Ishmael, Kemal	2	5	7	Harris, Josh	1	1	2
Riley, Duke	3	3	6	Reed, Brooks	1	1	2
Kazee, Damontae	4	1	5	Trufant, Desmond	2	0	2
Reynolds, LaRoy	4	1	5	Garland, Ben	1	0	1
Toilolo, Levine	2	2	4	Hall, Marvin	1	0	1
Alford, Robert	2	1	3	Neasman, Sharrod	1	0	1
Bosher, Matt	1	2	3	Saubert, Eric	1	0	1
Goodwin, C.J.	2	1	3	Ward, Terron	1	0	1

## DEFENSIVE AND SPECIAL TEAMS BIG PLAYS

Desmond Trufant (A. Rodgers) FR	GREEN BAY (9/17)
Adrian Clayborn (R. Wilson) FR	at Seattle (11/20)
FR (1): Kemal Ishmael (J. Kerley)	at N.Y. Jets (10/29)

## 2017 RANKINGS BY YARDAGE

OFFENSE		DEFENSE			
	NFC	NFL		NFC	NFL
Rushing	7	13	Rushing	6	9
Passing	4	8	Passing	6	12
Total	--	8	Total	--	9



## GAME SUMMARIES

# WEEK 1

Soldier Field - Chicago



23-17



### ATLANTA FALCONS

PASSING	ATT	CP	YDS	SK/YD	TD	LG	INT	QBR
Matt Ryan	30	21	321	2/13	1	88	0	116.1
<b>TOTAL</b>	<b>30</b>	<b>21</b>	<b>321</b>	<b>2/13</b>	<b>1</b>	<b>88</b>	<b>0</b>	<b>116.1</b>

RUSHING	ATT	YDS	AVG	LG	TD
Devonta Freeman	12	37	3.1	6	1
Tevin Coleman	8	16	2.0	7	0
Matt Ryan	3	11	3.7	13	0
<b>TOTAL</b>	<b>23</b>	<b>64</b>	<b>2.8</b>	<b>13</b>	<b>1</b>

RECEIVING	NO	YDS	AVG	LG	TD
Mohamed Sanu	6	47	7.8	15	0
Julio Jones	4	66	16.5	25	0
Tevin Coleman	4	42	10.5	20	0
Taylor Gabriel	3	36	12.0	18	0
Austin Hooper	2	128	64.0	88t	1
Devonta Freeman	2	2	1.0	2	0
<b>TOTAL</b>	<b>21</b>	<b>321</b>	<b>15.3</b>	<b>88</b>	<b>1</b>

### CHICAGO BEARS

PASSING	ATT	CP	YDS	SK/YD	TD	LG	INT	QBR
Mike Glennon	40	26	213	4/37	1	22	0	86.8
<b>TOTAL</b>	<b>40</b>	<b>26</b>	<b>213</b>	<b>4/37</b>	<b>1</b>	<b>22</b>	<b>0</b>	<b>86.8</b>

RUSHING	ATT	YDS	AVG	LG	TD
Tarik Cohen	5	66	13.2	46	0
Jordan Howard	13	52	4.0	11	1
Michael Burton	1	7	7.0	7	0
<b>TOTAL</b>	<b>19</b>	<b>125</b>	<b>6.6</b>	<b>46</b>	<b>1</b>

RECEIVING	NO	YDS	AVG	LG	TD
Tarik Cohen	8	47	5.9	19t	1
Zach Miller	4	39	9.8	12	0
Jordan Howard	3	14	4.7	9	0
Joshua Bellamy	3	27	9.0	14	0
Kendall Wright	3	34	11.3	16	0
Dion Sims	2	31	15.5	22	0
Kevin White	2	6	3.0	6	0
Deonte Thompson	1	15	15.0	15	0
<b>TOTAL</b>	<b>26</b>	<b>213</b>	<b>8.2</b>	<b>22</b>	<b>1</b>

### SCORING DRIVES

TEAM	QTR	TIME	SCORING PLAY	ATL	CHI
Falcons	1	08:01	M. Bryant: 48-yard FG (11-62, 7:04)	3	0
Bears	2	15:00	C. Barth: 54-yard FG (10-41, 4:24)	3	3
Falcons	2	04:34	D. Freeman: 5-yard run (M. Bryant kick) (11-83, 6:59)	10	3
Bears	2	00:20	J. Howard: 4-yard run (C. Barth kick) (7-75, 4:15)	10	10
Falcons	3	02:15	M. Bryant: 28-yard FG (13-76, 6:29)	13	10
Falcons	4	12:10	A. Hooper: 88-yard pass from M. Ryan (M. Bryant kick) (3-95, 0:59)	20	10
Bears	4	07:33	T. Cohen: 19-yard pass from M. Glennon (C. Barth kick) (9-75, 4:29)	20	17
Falcons	4	03:29	M. Bryant: 37-yard FG (9-56, 4:02)	23	17

## GAME SUMMARIES

# WEEK 2

Mercedes-Benz Dome - Atlanta



34-23



### ATLANTA FALCONS

PASSING	ATT	CP	YDS	SK/YD	TD	LG	INT	QBR
Matt Ryan	28	19	252	3/29	1	34	0	108.0
<b>TOTAL</b>	<b>28</b>	<b>19</b>	<b>252</b>	<b>3/29</b>	<b>1</b>	<b>34</b>	<b>0</b>	<b>108.0</b>

RUSHING	ATT	YDS	AVG	LG	TD
Devonta Freeman	19	84	4.4	17	2
Tevin Coleman	6	42	7.0	35	0
Matt Ryan	1	8	8.0	8	0
Taylor Gabriel	1	7	7.0	7	0
<b>TOTAL</b>	<b>27</b>	<b>141</b>	<b>5.2</b>	<b>35</b>	<b>2</b>

RECEIVING	NO	YDS	AVG	LG	TD
Julio Jones	5	108	21.6	34	0
Mohamed Sanu	5	85	17.0	24	0
Austin Hooper	2	7	3.5	4	0
Devonta Freeman	2	16	8.0	10	0
Taylor Gabriel	2	14	7.0	12	0
Tevin Coleman	2	3	1.5	3t	1
Justin Hardy	1	19	19.0	19	0
<b>TOTAL</b>	<b>19</b>	<b>292</b>	<b>15.3</b>	<b>34</b>	<b>1</b>

### GREEN BAY PACKERS

PASSING	ATT	CP	YDS	SK/YD	TD	LG	INT	QBR
Aaron Rodgers	50	33	343	3/35	2	33	1	90.7
<b>TOTAL</b>	<b>50</b>	<b>33</b>	<b>343</b>	<b>3/35</b>	<b>2</b>	<b>33</b>	<b>1</b>	<b>90.7</b>

RUSHING	ATT	YDS	AVG	LG	TD
Ty Montgomery	10	35	3.5	7	1
Randall Cobb	1	10	10.0	10	0
Aaron Rodgers	2	8	4.0	9	0
Jamaal Williams	2	6	3.0	4	0
<b>TOTAL</b>	<b>15</b>	<b>59</b>	<b>3.9</b>	<b>10</b>	<b>1</b>

RECEIVING	NO	YDS	AVG	LG	TD
Davante Adams	8	99	12.4	33t	1
Randall Cobb	6	60	10.0	18	0
Ty Montgomery	6	75	12.5	23	1
Martellus Bennett	5	47	9.4	18	0
Geronimo Allison	3	24	8.0	13	0
Richard Rodgers	2	22	11.0	14	0
Aaron Ripkowski	1	2	2.0	2	0
Jamaal Williams	1	5	5.0	5	0
Trevor Davis	1	9	9.0	9	0
<b>TOTAL</b>	<b>35</b>	<b>345</b>	<b>10.4</b>	<b>33</b>	<b>2</b>

### SCORING DRIVES

TEAM	QTR	TIME	SCORING PLAY	GB	ATL
Falcons	1	09:55	D. Freeman: 1-yard run (M. Bryant kick) (9-86, 5:09)	0	7
Packers	1	03:47	T. Montgomery: 1-yard run (M. Crosby kick) (11-75, 6:08)	7	7
Falcons	2	11:14	D. Freeman: 2-yard run (M. Bryant kick) (10-87, 4:12)	7	14
Falcons	2	03:27	M. Bryant: 51-yard FG (7-58, 3:53)	7	17
Falcons	2	00:24	T. Coleman: 3-yard pass from M. Ryan (M. Bryant kick) (4-36, 0:28)	7	24
Packers	3	14:17	D. Trufant: 15-yard run (M. Bryant kick) (2--10, 0:56)	7	31
Packers	3	09:37	M. Crosby: 28-yard FG (11-65, 4:31)	10	31
Falcons	3	04:25	M. Bryant: 53-yard FG (10-40, 5:14)	10	34
Packers	4	12:50	D. Adams: 33-yard pass from A. Rodgers (pass failed) (13-75, 6:37)	16	34
Packers	4	05:54	T. Montgomery: 1-yard pass from A. Rodgers (M. Crosby kick) (8-85, 3:44)	23	34

## GAME SUMMARIES

# WEEK 3

Ford Field - Detroit



30-26



### ATLANTA FALCONS

PASSING	ATT	CP	YDS	SK/YD	TD	LG	INT	QBR
Matt Ryan	35	24	294	2/17	2	40	3	77.6
<b>TOTAL</b>	<b>35</b>	<b>24</b>	<b>294</b>	<b>2/17</b>	<b>2</b>	<b>40</b>	<b>3</b>	<b>77.6</b>

RUSHING	ATT	YDS	AVG	LG	TD
Devonta Freeman	21	106	5.0	18	1
Tevin Coleman	6	46	7.7	14	0
Matt Ryan	1	-1	-1.0	-1	0
<b>TOTAL</b>	<b>28</b>	<b>151</b>	<b>5.4</b>	<b>19</b>	<b>1</b>

RECEIVING	NO	YDS	AVG	LG	TD
Julio Jones	7	91	13.0	18	0
Taylor Gabriel	5	79	15.8	40	1
Mohamed Sanu	4	28	7.0	12	1
Devonta Freeman	3	32	10.7	18	0
Tevin Coleman	3	43	14.3	27	0
Andre Roberts	1	12	12.0	12	0
Austin Hooper	1	9	9.0	9	0
<b>TOTAL</b>	<b>24</b>	<b>294</b>	<b>12.3</b>	<b>40</b>	<b>2</b>

### DETROIT LIONS

PASSING	ATT	CP	YDS	SK/YD	TD	LG	INT	QBR
Matthew Stafford	45	25	264	2/11	1	29	0	80.2
<b>TOTAL</b>	<b>45</b>	<b>25</b>	<b>264</b>	<b>2/11</b>	<b>1</b>	<b>29</b>	<b>0</b>	<b>80.2</b>

RUSHING	ATT	YDS	AVG	LG	TD
Ameer Abdullah	14	47	3.4	11	0
Matthew Stafford	2	19	9.5	11	0
Zach Zenner	3	5	1.7	3	0
<b>TOTAL</b>	<b>19</b>	<b>71</b>	<b>3.7</b>	<b>11</b>	<b>0</b>

RECEIVING	NO	YDS	AVG	LG	TD
Golden Tate	7	58	8.3	18	1
Theo Riddick	4	38	9.5	16	0
Ameer Abdullah	3	39	13.0	22	0
Marvin Jones Jr.	3	24	8.0	12	0
TJ Jones	3	63	21.0	29	0
Eric Ebron	2	9	4.5	8	0
Kenny Golladay	2	25	12.5	13	0
Darren Fells	1	8	8.0	8	0
<b>TOTAL</b>	<b>25</b>	<b>264</b>	<b>10.6</b>	<b>29</b>	<b>1</b>

### SCORING DRIVES

TEAM	QTR	TIME	SCORING PLAY	ATL	DET
Falcons	1	08:46	M. Sanu: 4-yard pass from M. Ryan (M. Bryant kick) (12-75, 6:43)	7	0
Falcons	2	12:56	M. Bryant: 36-yard FG (10-53, 5:36)	10	0
Lions	2	10:32	M. Prater: 55-yard FG (6-38, 2:24)	10	3
Falcons	2	05:04	D. Freeman: 1-yard run (M. Bryant kick) (10-64, 5:27)	17	3
Lions	2	01:55	M. Prater: 40-yard FG (9-53, 3:10)	17	6
Falcons	2	01:50	G. Quin: 37-yard interception return (M. Prater kick) (1-0, 0:09)	17	13
Falcons	2	00:36	M. Bryant: 48-yard FG (7-45, 1:10)	20	13
Falcons	3	11:42	M. Bryant: 40-yard FG (5-19, 1:55)	23	13
Lions	3	04:58	G. Tate: 11-yard pass from M. Stafford (M. Prater kick) (12-75, 6:46)	23	20
Lions	3	01:28	M. Prater: 35-yard FG (4-4, 1:20)	23	23
Falcons	4	15:00	T. Gabriel: 40-yard pass from M. Ryan (M. Bryant kick) (4-75, 1:34)	30	23
Lions	4	11:53	M. Prater: 57-yard FG (8-37, 3:02)	30	26

## GAME SUMMARIES

# WEEK 4

Mercedes-Benz Stadium - Atlanta



23-17



### BUFFALO BILLS

PASSING	ATT	CP	YDS	SK/YD	TD	LG	INT	QBR
Tyrod Taylor	20	12	182	3/18	1	44	0	106.7
<b>TOTAL</b>	<b>20</b>	<b>12</b>	<b>182</b>	<b>3/18</b>	<b>1</b>	<b>44</b>	<b>0</b>	<b>106.7</b>

RUSHING	ATT	YDS	AVG	LG	TD
LeSean McCoy	20	76	3.8	8	0
Mike Tolbert	8	31	3.9	8	0
Tyrod Taylor	7	12	1.7	6	0
Patrick DiMarco	1	-2	-2.0	-2	0
<b>TOTAL</b>	<b>36</b>	<b>117</b>	<b>3.3</b>	<b>8</b>	<b>0</b>

RECEIVING	NO	YDS	AVG	LG	TD
Charles Clay	5	112	22.4	44	0
LeSean McCoy	3	32	10.7	17	0
Jordan Matthews	2	10	5.0	9t	1
Andre Holmes	1	10	10.0	10	0
Zay Jones	1	18	18.0	18	0
<b>TOTAL</b>	<b>12</b>	<b>182</b>	<b>15.2</b>	<b>44</b>	<b>1</b>

### ATLANTA FALCONS

PASSING	ATT	CP	YDS	SK/YD	TD	LG	INT	QBR
Matt Ryan	42	24	242	1/0	1	39	2	61.8
<b>TOTAL</b>	<b>42</b>	<b>24</b>	<b>242</b>	<b>1/0</b>	<b>1</b>	<b>39</b>	<b>2</b>	<b>61.8</b>

RUSHING	ATT	YDS	AVG	LG	TD
Tevin Coleman	9	77	8.6	29	0
Devonta Freeman	18	58	3.2	16	1
Matt Ryan	1	8	8.0	8	0
Mohamed Sanu	1	4	4.0	4	0
<b>TOTAL</b>	<b>29</b>	<b>147</b>	<b>5.1</b>	<b>29</b>	<b>1</b>

RECEIVING	NO	YDS	AVG	LG	TD
Austin Hooper	5	50	10.0	18	0
Tevin Coleman	4	65	16.3	39	0
Julio Jones	3	30	10.0	16	0
Levine Toilolo	3	21	7.0	9	0
Nick Williams	3	30	10.0	14	0
Devonta Freeman	2	20	10.0	13	0
Justin Hardy	2	12	6.0	9	1
Derrick Coleman	1	11	11.0	11	0
Mohamed Sanu	1	3	3.0	3	0
<b>TOTAL</b>	<b>24</b>	<b>242</b>	<b>10.1</b>	<b>39</b>	<b>1</b>

### SCORING DRIVES

TEAM	QTR	TIME	SCORING PLAY	BUF	ATL
Falcons	2	10:35	M. Bryant: 28-yard FG (6-44, 3:55)	0	3
Bills	2	06:57	J. Matthews: 9-yard pass from T. Taylor (S. Hauschka kick) (8-77, 3:40)	7	3
Falcons	2	00:21	D. Freeman: 1-yard run (M. Bryant kick) (9-78, 3:02)	7	10
Falcons	3	11:04	T. White: 52-yard run (S. Hauschka kick) (6-27, 2:16)	14	10
Bills	4	12:03	S. Hauschka: 24-yard FG (19-82, 11:20)	17	10
Falcons	4	07:04	J. Hardy: 3-yard pass from M. Ryan (M. Bryant kick) (10-75, 5:00)	17	17
Bills	4	04:48	S. Hauschka: 56-yard FG (5-37, 2:16)	20	17
Bills	4	03:10	S. Hauschka: 55-yard FG (4--2, 0:21)	23	17

## GAME SUMMARIES

# WEEK 6

Mercedes-Benz Stadium - Atlanta



20-17



### MIAMI DOLPHINS

PASSING	ATT	CP	YDS	SK/YD	TD	LG	INT	QBR
Jay Cutler	33	19	151	0/0	2	18	1	76.7
<b>TOTAL</b>	<b>33</b>	<b>19</b>	<b>151</b>	<b>0/0</b>	<b>2</b>	<b>18</b>	<b>1</b>	<b>76.7</b>

RUSHING	ATT	YDS	AVG	LG	TD
Jay Ajayi	26	130	5.0	18	0
Damien Williams	4	9	2.3	5	0
Jay Cutler	1	-1	-1.0	-1	0
<b>TOTAL</b>	<b>31</b>	<b>138</b>	<b>4.5</b>	<b>18</b>	<b>0</b>

RECEIVING	NO	YDS	AVG	LG	TD
Jarvis Landry	8	62	7.8	11	1
Kenny Stills	4	49	12.3	18	1
Damien Williams	3	14	4.7	7	0
Julius Thomas	3	22	7.3	12	0
Jakeem Grant	1	4	4.0	4	0
<b>TOTAL</b>	<b>19</b>	<b>151</b>	<b>7.9</b>	<b>18</b>	<b>2</b>

### ATLANTA FALCONS

PASSING	ATT	CP	YDS	SK/YD	TD	LG	INT	QBR
Matt Ryan	35	24	248	2/9	1	40	1	86.4
<b>TOTAL</b>	<b>35</b>	<b>24</b>	<b>248</b>	<b>2/9</b>	<b>1</b>	<b>40</b>	<b>1</b>	<b>86.4</b>

RUSHING	ATT	YDS	AVG	LG	TD
Devonta Freeman	9	68	7.6	44	0
Tevin Coleman	9	32	3.6	20	1
Matt Bosher	1	0	0.0	0	0
<b>TOTAL</b>	<b>19</b>	<b>100</b>	<b>5.3</b>	<b>44</b>	<b>1</b>

RECEIVING	NO	YDS	AVG	LG	TD
Austin Hooper	7	48	6.9	11	0
Julio Jones	6	72	12.0	18	0
Taylor Gabriel	4	39	9.8	13	0
Justin Hardy	3	34	11.3	22	0
Devonta Freeman	2	11	5.5	11	0
Marvin Hall	1	40	40.0	40	1
Tevin Coleman	1	4	4.0	4	0
<b>TOTAL</b>	<b>24</b>	<b>248</b>	<b>10.3</b>	<b>40</b>	<b>1</b>

### SCORING DRIVES

TEAM	QTR	TIME	SCORING PLAY	MIA	ATL
Falcons	1	09:48	M. Bryant: 50-yard FG (11-43, 5:19)	0	3
Falcons	1	02:00	M. Hall: 40-yard pass from M. Ryan (M. Bryant kick) (9-90, 4:49)	0	10
Falcons	2	05:35	T. Coleman: 6-yard run (M. Bryant kick) (5-61, 2:23)	0	17
Dolphins	3	06:25	K. Stills: 11-yard pass from J. Cutler (C. Parkey kick) (15-75, 8:43)	7	17
Dolphins	3	01:38	J. Landry: 7-yard pass from J. Cutler (C. Parkey kick) (5-51, 2:30)	14	17
Dolphins	4	08:39	C. Parkey: 49-yard FG (8-21, 3:08)	17	17
Dolphins	4	02:35	C. Parkey: 38-yard FG (10-46, 4:30)	20	17

## GAME SUMMARIES

# WEEK 7

Gillette Stadium - Foxborough



23-7



### NEW ENGLAND PATRIOTS

PASSING	ATT	CP	YDS	SK/YD	TD	LG	INT	QBR
Tom Brady	29	21	249	2/8	2	30	0	121.2
<b>TOTAL</b>	<b>29</b>	<b>21</b>	<b>249</b>	<b>2/8</b>	<b>2</b>	<b>30</b>	<b>0</b>	<b>121.2</b>

RUSHING	ATT	YDS	AVG	LG	TD
Dion Lewis	13	76	5.8	25	0
Mike Gillislee	8	31	3.9	14	0
Rex Burkhead	6	31	5.2	9	0
James White	4	19	4.8	8	0
Tom Brady	5	5	1.0	6	0
<b>TOTAL</b>	<b>36</b>	<b>162</b>	<b>4.5</b>	<b>25</b>	<b>0</b>

RECEIVING	NO	YDS	AVG	LG	TD
James White	5	28	5.6	16	1
Brandin Cooks	4	65	16.3	27	1
Chris Hogan	4	71	17.8	30	0
Danny Amendola	3	17	5.7	7	0
Rob Gronkowski	3	51	17.0	27	0
Dion Lewis	1	6	6.0	6	0
Rex Burkhead	1	11	11.0	11	0
<b>TOTAL</b>	<b>21</b>	<b>249</b>	<b>11.9</b>	<b>30</b>	<b>2</b>

### ATLANTA FALCONS

PASSING	ATT	CP	YDS	SK/YD	TD	LG	INT	QBR
Matt Ryan	33	23	233	1/10	1	22	0	99.7
<b>TOTAL</b>	<b>33</b>	<b>23</b>	<b>233</b>	<b>1/10</b>	<b>1</b>	<b>22</b>	<b>0</b>	<b>99.7</b>

RUSHING	ATT	YDS	AVG	LG	TD
Devonta Freeman	12	72	6.0	21	0
Matt Ryan	3	37	12.3	16	0
Tevin Coleman	6	16	2.7	6	0
Taylor Gabriel	1	-5	-5.0	-5	0
<b>TOTAL</b>	<b>22</b>	<b>120</b>	<b>5.5</b>	<b>21</b>	<b>0</b>

RECEIVING	NO	YDS	AVG	LG	TD
Julio Jones	9	99	11.0	16	1
Mohamed Sanu	6	65	10.8	19	0
Devonta Freeman	3	18	6.0	9	0
Justin Hardy	2	21	10.5	22	0
Taylor Gabriel	2	24	12.0	18	0
Austin Hooper	1	6	6.0	6	0
<b>TOTAL</b>	<b>23</b>	<b>233</b>	<b>10.1</b>	<b>22</b>	<b>1</b>

### SCORING DRIVES

TEAM	QTR	TIME	SCORING PLAY	ATL	NE
Patriots	2	12:36	B. Cooks: 11-yard pass from T. Brady (S. Gostkowski kick) (7-74, 3:39)	0	7
Patriots	2	04:46	S. Gostkowski: 29-yard FG (14-64, 6:37)	0	10
Patriots	2	00:26	J. White: 2-yard pass from T. Brady (S. Gostkowski kick) (8-53, 1:34)	0	17
Patriots	3	04:14	S. Gostkowski: 21-yard FG (13-71, 6:23)	0	20
Patriots	4	09:20	S. Gostkowski: 38-yard FG (10-74, 5:17)	0	23
Falcons	4	04:13	J. Jones: 1-yard pass from M. Ryan (M. Bryant kick) (11-88, 5:06)	7	23

## GAME SUMMARIES

# WEEK 8

MetLife - East Rutherford



25-20



### ATLANTA FALCONS

PASSING	ATT	CP	YDS	SK/YD	TD	LG	INT	QBR
Matt Ryan	29	18	254	1/8	2	53	0	113.3
<b>TOTAL</b>	<b>29</b>	<b>18</b>	<b>254</b>	<b>1/8</b>	<b>2</b>	<b>53</b>	<b>0</b>	<b>113.3</b>

RUSHING	ATT	YDS	AVG	LG	TD
Tevin Coleman	14	82	5.9	52	0
Devonta Freeman	12	41	3.4	7	0
Matt Ryan	6	17	2.8	14	0
<b>TOTAL</b>	<b>32</b>	<b>140</b>	<b>4.4</b>	<b>52</b>	<b>0</b>

RECEIVING	NO	YDS	AVG	LG	TD
Mohamed Sanu	6	74	12.3	23	1
Austin Hooper	4	47	11.8	21	1
Julio Jones	3	74	24.7	53	0
Levine Toilolo	2	20	10.0	15	0
Devonta Freeman	1	20	20.0	20	0
Taylor Gabriel	1	-3	-3.0	-3	0
Tevin Coleman	1	22	22.0	22	0
<b>TOTAL</b>	<b>18</b>	<b>254</b>	<b>14.1</b>	<b>53</b>	<b>2</b>

### NEW YORK JETS

PASSING	ATT	CP	YDS	SK/YD	TD	LG	INT	QBR
Josh McCown	33	26	257	3/21	2	32	0	119.3
<b>TOTAL</b>	<b>33</b>	<b>26</b>	<b>257</b>	<b>3/21</b>	<b>2</b>	<b>32</b>	<b>0</b>	<b>119.3</b>

RUSHING	ATT	YDS	AVG	LG	TD
Bilal Powell	14	33	2.4	12	0
Matt Forte	4	7	1.8	4	0
Elijah McGuire	1	2	2.0	2	0
Robby Anderson	1	1	1.0	1	0
Josh McCown	1	0	0.0	0	0
Lawrence Thomas	1	0	0.0	0	0
<b>TOTAL</b>	<b>22</b>	<b>43</b>	<b>2.0</b>	<b>12</b>	<b>0</b>

RECEIVING	NO	YDS	AVG	LG	TD
Matt Forte	6	45	7.5	12	0
Robby Anderson	6	104	17.3	32	1
Austin Seferian-Jenkins	5	28	5.6	11	0
Bilal Powell	3	28	9.3	14	0
Jermaine Kearse	2	14	7.0	7	0
Lawrence Thomas	2	11	5.5	8	0
Eric Tomlinson	1	20	20.0	20	1
Jeremy Kerley	1	7	7.0	7	0
<b>TOTAL</b>	<b>28</b>	<b>257</b>	<b>9.0</b>	<b>32</b>	<b>2</b>

### SCORING DRIVES

TEAM	QTR	TIME	SCORING PLAY	ATL	NYJ
Jets	1	10:38	E. Tomlinson: 20-yard pass from J. McCown (C. Catanzaro kick) (8-75, 4:27)	0	7
Falcons	1	05:09	A. Hooper: 1-yard pass from M. Ryan (M. Bryant kick) (7-64, 3:13)	7	7
Jets	2	14:07	C. Catanzaro: 43-yard FG (4--5, 1:10)	7	10
Falcons	2	08:09	M. Bryant: 23-yard FG (12-70, 5:57)	10	10
Jets	2	02:31	R. Anderson: 24-yard pass from J. McCown (C. Catanzaro kick) (5-43, 2:37)	10	17
Falcons	2	00:03	M. Bryant: 45-yard FG (10-53, -10:32)	13	17
Falcons	3	05:16	M. Bryant: 37-yard FG (5-61, 2:04)	16	17
Falcons	4	12:31	M. Sanu: 8-yard pass from M. Ryan (run failed) (4-62, 1:55)	22	17
Jets	4	08:46	C. Catanzaro: 46-yard FG (7-52, 3:40)	22	20
Falcons	4	05:22	M. Bryant: 29-yard FG (5-2, 1:34)	25	20

## GAME SUMMARIES

# WEEK 9

Bank of America Stadium - Charlotte



20-17



### CAROLINA PANTHERS

PASSING	ATT	CP	YDS	SK/YD	TD	LG	INT	QBR
Cam Newton	24	13	137	1/8	0	33	0	71.0
<b>TOTAL</b>	<b>24</b>	<b>13</b>	<b>137</b>	<b>1/8</b>	<b>0</b>	<b>33</b>	<b>0</b>	<b>71.0</b>

RUSHING	ATT	YDS	AVG	LG	TD
Cam Newton	9	86	9.6	34	1
Christian McCaffrey	15	66	4.4	17	1
Jonathan Stewart	11	21	1.9	9	0
Curtis Samuel	1	14	14.0	14	0
Russell Shepard	1	11	11.0	11	0
Cameron Artis-Payne	1	3	3.0	3	0
<b>TOTAL</b>	<b>39</b>	<b>201</b>	<b>5.3</b>	<b>34</b>	<b>2</b>

RECEIVING	NO	YDS	AVG	LG	TD
Christian McCaffrey	5	28	5.6	9	0
Devin Funchess	5	86	17.2	33	0
Curtis Samuel	3	23	7.7	12	0
<b>TOTAL</b>	<b>13</b>	<b>137</b>	<b>10.5</b>	<b>33</b>	<b>0</b>

### ATLANTA FALCONS

PASSING	ATT	CP	YDS	SK/YD	TD	LG	INT	QBR
Matt Ryan	38	24	313	2/11	2	40	1	95.6
<b>TOTAL</b>	<b>38</b>	<b>24</b>	<b>313</b>	<b>2/11</b>	<b>2</b>	<b>40</b>	<b>1</b>	<b>95.6</b>

RUSHING	ATT	YDS	AVG	LG	TD
Devonta Freeman	11	46	4.2	20	0
Tevin Coleman	5	5	1.0	2	0
Taylor Gabriel	1	3	3.0	3	0
Matt Ryan	1	-1	-1.0	-1	0
<b>TOTAL</b>	<b>18</b>	<b>53</b>	<b>2.9</b>	<b>20</b>	<b>0</b>

RECEIVING	NO	YDS	AVG	LG	TD
Julio Jones	6	118	19.7	34	0
Devonta Freeman	4	18	4.5	14	0
Austin Hooper	3	36	12.0	16	0
Mohamed Sanu	3	23	7.7	10	1
Taylor Gabriel	3	56	18.7	40	0
Justin Hardy	2	26	13.0	19	0
Derrick Coleman	1	9	9.0	9	0
Levine Toilolo	1	8	8.0	8	0
Tevin Coleman	1	19	19.0	19t	1
<b>TOTAL</b>	<b>24</b>	<b>313</b>	<b>13.0</b>	<b>40</b>	<b>2</b>

### SCORING DRIVES

TEAM	QTR	TIME	SCORING PLAY	ATL	CAR
Falcons	1	12:24	M. Bryant: 53-yard FG (5-40, 2:44)	3	0
Falcons	1	03:35	M. Sanu: 6-yard pass from M. Ryan (M. Bryant kick) (8-61, 4:38)	10	0
Panthers	2	02:00	C. McCaffrey: 4-yard run (G. Gano kick) (6-50, 2:35)	10	7
Panthers	2	00:31	C. Newton: 9-yard run (G. Gano kick) (4-31, 0:52)	10	14
Panthers	3	09:08	G. Gano: 31-yard FG (10-62, 5:57)	10	17
Panthers	3	01:44	G. Gano: 45-yard FG (9-45, 5:50)	10	20
Falcons	4	03:31	T. Coleman: 19-yard pass from M. Ryan (M. Bryant kick) (6-92, 2:01)	17	20



## GAME SUMMARIES

# WEEK 10

Mercedes-Benz Stadium - Atlanta



27-7



### ATLANTA FALCONS

PASSING	ATT	CP	YDS	SK/YD	TD	LG	INT	QBR
Matt Ryan	29	22	215	1/11	2	34	1	104.8
<b>TOTAL</b>	<b>29</b>	<b>22</b>	<b>215</b>	<b>1/11</b>	<b>2</b>	<b>34</b>	<b>1</b>	<b>104.8</b>

RUSHING	ATT	YDS	AVG	LG	TD
Tevin Coleman	20	83	4.2	19	1
Terron Ward	9	23	2.6	17	0
Taylor Gabriel	1	15	15.0	15	0
Derrick Coleman	2	8	4.0	5	0
Devonta Freeman	2	3	1.5	2	0
<b>TOTAL</b>	<b>34</b>	<b>132</b>	<b>3.9</b>	<b>19</b>	<b>1</b>

RECEIVING	NO	YDS	AVG	LG	TD
Austin Hooper	6	49	8.2	14	1
Julio Jones	6	57	9.5	24	0
Mohamed Sanu	3	29	9.7	14	0
Taylor Gabriel	3	58	19.3	34	0
Justin Hardy	2	7	3.5	4	1
Levine Toilolo	1	10	10.0	10	0
Tevin Coleman	1	5	5.0	5	0
<b>TOTAL</b>	<b>22</b>	<b>215</b>	<b>9.8</b>	<b>34</b>	<b>2</b>

### DALLAS COWBOYS

PASSING	ATT	CP	YDS	SK/YD	TD	LG	INT	QBR
Dak Prescott	30	20	176	8/50	0	30	0	82.1
<b>TOTAL</b>	<b>30</b>	<b>20</b>	<b>176</b>	<b>8/50</b>	<b>0</b>	<b>30</b>	<b>0</b>	<b>82.1</b>

RUSHING	ATT	YDS	AVG	LG	TD
Alfred Morris	11	53	4.8	20	0
Dak Prescott	6	42	7.0	12	1
Rod Smith	3	14	4.7	8	0
Darren McFadden	1	-2	-2.0	-2	0
<b>TOTAL</b>	<b>21</b>	<b>107</b>	<b>5.1</b>	<b>20</b>	<b>1</b>

RECEIVING	NO	YDS	AVG	LG	TD
Jason Witten	7	59	8.4	21	0
Dez Bryant	4	39	9.8	15	0
Rod Smith	4	15	3.8	8	0
Cole Beasley	2	23	11.5	17	0
Brice Butler	1	30	30.0	30	0
Keith Smith	1	1	1.0	1	0
Terrance Williams	1	9	9.0	9	0
<b>TOTAL</b>	<b>20</b>	<b>176</b>	<b>8.8</b>	<b>30</b>	<b>0</b>

### SCORING DRIVES

TEAM	QTR	TIME	SCORING PLAY	DAL	ATL
Cowboys	1	06:26	D. Prescott: 11-yard run (M. Nugent kick) (4-21, 1:30)	7	0
Falcons	1	00:02	M. Bryant: 50-yard FG (11-45, 6:19)	7	3
Falcons	2	01:34	T. Coleman: 1-yard run (M. Bryant kick) (9-80, 3:25)	7	10
Falcons	3	08:31	J. Hardy: 3-yard pass from M. Ryan (M. Bryant kick) (11-75, 6:34)	7	17
Falcons	4	13:53	A. Hooper: 1-yard pass from M. Ryan (M. Bryant kick) (7-72, 3:41)	7	24
Falcons	4	08:32	M. Bryant: 29-yard FG (8-46, 3:55)	7	27

## GAME SUMMARIES

# WEEK 11

CenturyLink Field - Seattle



34-31



### ATLANTA FALCONS

PASSING	ATT	CP	YDS	SK/YD	TD	LG	INT	QBR
Matt Ryan	27	19	195	1/5	2	29	0	115.5
<b>TOTAL</b>	<b>27</b>	<b>19</b>	<b>195</b>	<b>1/5</b>	<b>2</b>	<b>29</b>	<b>0</b>	<b>115.5</b>

RUSHING	ATT	YDS	AVG	LG	TD
Tevin Coleman	20	43	2.2	9	1
Terron Ward	6	31	5.2	17	0
Matt Ryan	3	12	4.0	14	0
Mohamed Sanu	1	3	3.0	3	0
<b>TOTAL</b>	<b>30</b>	<b>89</b>	<b>3.0</b>	<b>17</b>	<b>1</b>

RECEIVING	NO	YDS	AVG	LG	TD
Julio Jones	5	71	14.2	29	0
Justin Hardy	3	27	9.0	11	0
Mohamed Sanu	3	34	11.3	21	1
Austin Hooper	2	-1	-0.5	1	0
Levine Toilolo	2	31	15.5	25t	1
Taylor Gabriel	2	7	3.5	7	0
Terron Ward	1	11	11.0	11	0
Tevin Coleman	1	15	15.0	15	0
<b>TOTAL</b>	<b>19</b>	<b>195</b>	<b>10.3</b>	<b>29</b>	<b>2</b>

### SEATTLE SEAHAWKS

PASSING	ATT	CP	YDS	SK/YD	TD	LG	INT	QBR
Russell Wilson	42	26	258	3/30	2	29	1	85.2
Jon Ryan	1	1	-4	0/0	0	-4	0	79.2
<b>TOTAL</b>	<b>43</b>	<b>27</b>	<b>254</b>	<b>3/30</b>	<b>2</b>	<b>29</b>	<b>1</b>	<b>82.2</b>

RUSHING	ATT	YDS	AVG	LG	TD
Russell Wilson	7	86	12.3	17	1
J.D. McKissic	7	30	4.3	7	0
Mike Davis	6	18	3.0	13	0
Eddie Lacy	3	2	0.7	2	0
<b>TOTAL</b>	<b>23</b>	<b>136</b>	<b>5.9</b>	<b>17</b>	<b>1</b>

RECEIVING	NO	YDS	AVG	LG	TD
Jimmy Graham	7	58	8.3	12	1
J.D. McKissic	5	23	4.6	9	0
Paul Richardson	5	56	11.2	18	0
Tyler Lockett	4	37	9.3	14	0
Doug Baldwin	2	40	20.0	29t	1
Luke Willson	2	-1	-0.5	3	0
Mike Davis	2	41	20.5	21	0
<b>TOTAL</b>	<b>27</b>	<b>264</b>	<b>9.4</b>	<b>29</b>	<b>2</b>

### SCORING DRIVES

TEAM	QTR	TIME	SCORING PLAY	ATL	SEA
Falcons	1	12:03	T. Coleman: 1-yard run (M. Bryant kick) (7-52, 3:01)	7	0
Falcons	1	07:58	M. Sanu: 2-yard pass from M. Ryan (M. Bryant kick) (7-35, 3:11)	14	0
Seahawks	1	03:00	J. Graham: 4-yard pass from R. Wilson (B. Walsh kick) (9-65, 4:57)	14	7
Seahawks	2	14:13	A. Clayborn: 10-yard run (2--13, 0:47)	20	7
Seahawks	2	08:15	B. Walsh: 30-yard FG (11-49, 5:53)	21	10
Seahawks	2	05:25	R. Wilson: 1-yard run (B. Walsh kick) (7-11, 2:50)	21	17
Falcons	2	01:11	M. Bryant: 44-yard FG (9-45, 4:15)	24	17
Seahawks	3	11:25	B. Walsh: 37-yard FG (7-53, 3:39)	24	20
Falcons	3	07:33	L. Toilolo: 25-yard pass from M. Ryan (M. Bryant kick) (8-76, 3:57)	31	20
Seahawks	3	01:45	B. Walsh: 46-yard FG (11-47, 5:44)	31	23
Falcons	4	03:52	M. Bryant: 19-yard FG (9-61, 5:08)	34	23
Seahawks	4	03:06	D. Baldwin: 29-yard pass from R. Wilson (R. Wilson pass) (5-75, 0:49)	34	31

## GAME SUMMARIES

# WEEK 12

Mercedes-Benz Stadium - Atlanta



34-20



### ATLANTA FALCONS

PASSING	ATT	CP	YDS	SK/YD	TD	LG	INT	QBR
Matt Ryan	35	26	317	0/0	1	44	0	111.2
Mohamed Sanu	1	1	51	0/0	1	51	0	158.3
<b>TOTAL</b>	<b>36</b>	<b>27</b>	<b>368</b>	<b>0/0</b>	<b>2</b>	<b>61</b>	<b>0</b>	<b>134.8</b>

RUSHING	ATT	YDS	AVG	LG	TD
Tevin Coleman	19	97	5.1	20	2
Terron Ward	7	35	5.0	14	0
Julio Jones	1	15	15.0	15	0
Matt Ryan	1	1	1.0	1	0
<b>TOTAL</b>	<b>28</b>	<b>148</b>	<b>5.3</b>	<b>20</b>	<b>2</b>

RECEIVING	NO	YDS	AVG	LG	TD
Julio Jones	12	253	21.1	51t	2
Mohamed Sanu	8	64	8.0	25	0
Austin Hooper	3	38	12.7	20	0
Taylor Gabriel	3	16	5.3	13	0
Terron Ward	1	-3	-3.0	-3	0
<b>TOTAL</b>	<b>27</b>	<b>368</b>	<b>13.6</b>	<b>51</b>	<b>2</b>

### TAMPA BAY BUCCANEERS

PASSING	ATT	CP	YDS	SK/YD	TD	LG	INT	QBR
Ryan Fitzpatrick	44	27	283	1/4	0	29	0	80.0
<b>TOTAL</b>	<b>44</b>	<b>27</b>	<b>283</b>	<b>1/4</b>	<b>0</b>	<b>29</b>	<b>0</b>	<b>68.0</b>

RUSHING	ATT	YDS	AVG	LG	TD
Doug Martin	7	33	4.7	10	0
Jacquizz Rodgers	8	31	3.9	9	0
Ryan Fitzpatrick	2	20	10.0	11	0
Peyton Barber	5	7	1.4	3	2
Charles Sims III	1	3	3.0	3	0
<b>TOTAL</b>	<b>23</b>	<b>94</b>	<b>4.1</b>	<b>11</b>	<b>2</b>

RECEIVING	NO	YDS	AVG	LG	TD
DeSean Jackson	8	60	7.5	15	0
Mike Evans	6	78	13.0	20	0
Adam Humphries	4	38	9.5	19	0
Charles Sims III	3	26	8.7	12	0
O.J. Howard	3	52	17.3	29	0
Cameron Brate	1	6	6.0	6	0
Chris Godwin	1	17	17.0	17	0
Jacquizz Rodgers	1	6	6.0	6	0
<b>TOTAL</b>	<b>27</b>	<b>283</b>	<b>10.5</b>	<b>29</b>	<b>0</b>

### SCORING DRIVES

TEAM	QTR	TIME	SCORING PLAY	TB	ATL
Buccaneers	1	09:50	P. Murray: 36-yard FG (10-57, 5:15)	3	0
Falcons	1	03:56	M. Bryant: 49-yard FG (13-43, 5:55)	3	3
Falcons	2	12:44	J. Jones: 51-yard pass from M. Sanu (M. Bryant kick) (3-60, 1:23)	3	10
Falcons	2	07:35	J. Jones: 25-yard pass from M. Ryan (M. Bryant kick) (6-72, 3:12)	3	17
Buccaneers	2	01:40	P. Murray: 27-yard FG (14-74, 5:50)	6	17
Falcons	2	00:05	M. Bryant: 36-yard FG (8-59, 1:36)	6	20
Falcons	3	10:09	T. Coleman: 3-yard run (M. Bryant kick) (9-78, 4:56)	6	27
Buccaneers	3	06:12	P. Barber: 2-yard run (P. Murray kick) (10-75, 3:57)	13	27
Buccaneers	4	13:53	P. Barber: 1-yard run (P. Murray kick) (9-80, 3:39)	20	27
Falcons	4	02:00	T. Coleman: 14-yard run (M. Bryant kick) (11-82, 5:12)	20	34

## GAME SUMMARIES

# WEEK 13

Mercedes-Benz Stadium - Atlanta



14-9



### MINNESOTA VIKINGS

PASSING	ATT	CP	YDS	SK/YD	TD	LG	INT	QBR
Case Keenum	30	25	227	2/20	2	22	0	120.4
<b>TOTAL</b>	<b>30</b>	<b>25</b>	<b>227</b>	<b>2/20</b>	<b>2</b>	<b>22</b>	<b>0</b>	<b>120.4</b>

RUSHING	ATT	YDS	AVG	LG	TD
Latavius Murray	16	76	4.8	30	0
Jerick McKinnon	9	24	2.7	7	0
Stefon Diggs	1	5	5.0	5	0
C.J. Ham	1	1	1.0	1	0
Case Keenum	4	-1	-0.3	2	0
<b>TOTAL</b>	<b>31</b>	<b>105</b>	<b>3.4</b>	<b>30</b>	<b>0</b>

RECEIVING	NO	YDS	AVG	LG	TD
Jerick McKinnon	5	28	5.6	12	1
Adam Thielen	4	51	12.8	22	0
Kyle Rudolph	4	36	9.0	16	1
Jarius Wright	3	18	6.0	13	0
Latavius Murray	3	21	7.0	12	0
Michael Floyd	2	20	10.0	15	0
Stefon Diggs	2	32	16.0	19	0
C.J. Ham	1	12	12.0	12	0
Laquon Treadwell	1	9	9.0	9	0
<b>TOTAL</b>	<b>25</b>	<b>227</b>	<b>9.1</b>	<b>22</b>	<b>2</b>

### ATLANTA FALCONS

PASSING	ATT	CP	YDS	SK/YD	TD	LG	INT	QBR
Matt Ryan	29	16	173	0/0	0	20	0	72.9
<b>TOTAL</b>	<b>29</b>	<b>16</b>	<b>173</b>	<b>0/0</b>	<b>0</b>	<b>20</b>	<b>0</b>	<b>72.9</b>

RUSHING	ATT	YDS	AVG	LG	TD
Devonta Freeman	12	74	6.2	13	0
Tevin Coleman	8	22	2.8	6	0
Taylor Gabriel	1	5	5.0	5	0
Matt Ryan	1	1	1.0	1	0
<b>TOTAL</b>	<b>22</b>	<b>102</b>	<b>4.6</b>	<b>13</b>	<b>0</b>

RECEIVING	NO	YDS	AVG	LG	TD
Austin Hooper	3	21	7.0	8	0
Mohamed Sanu	3	43	14.3	17	0
Tevin Coleman	3	27	9.0	15	0
Julio Jones	2	24	12.0	13	0
Levine Toilolo	2	25	12.5	16	0
Devonta Freeman	1	7	7.0	7	0
Marvin Hall	1	20	20.0	20	0
Taylor Gabriel	1	6	6.0	6	0
<b>TOTAL</b>	<b>16</b>	<b>173</b>	<b>10.8</b>	<b>20</b>	<b>0</b>

### SCORING DRIVES

TEAM	QTR	TIME	SCORING PLAY	MIN	ATL
Falcons	1	05:29	M. Bryant: 38-yard FG (16-58, 7:24)	0	3
Vikings	2	10:06	J. McKinnon: 2-yard pass from C. Keenum (K. Forbath kick) (9-53, 5:04)	7	3
Falcons	2	05:51	M. Bryant: 36-yard FG (8-65, 4:14)	7	6
Falcons	3	12:01	M. Bryant: 47-yard FG (7-46, 3:03)	7	9
Vikings	4	15:00	K. Rudolph: 6-yard pass from C. Keenum (K. Forbath kick) (15-89, 8:15)	14	9

## GAME SUMMARIES

# WEEK 14

Mercedes-Benz Stadium - Atlanta



20-17



### ATLANTA FALCONS

PASSING	ATT	CP	YDS	SK/YD	TD	LG	INT	QBR
Matt Ryan	27	15	221	1/10	1	38	3	55.2
<b>TOTAL</b>	<b>27</b>	<b>15</b>	<b>221</b>	<b>1/10</b>	<b>1</b>	<b>38</b>	<b>3</b>	<b>55.2</b>

RUSHING	ATT	YDS	AVG	LG	TD
Devonta Freeman	24	91	3.8	19	1
Tevin Coleman	9	32	3.6	9	0
Taylor Gabriel	1	9	9.0	9	0
Matt Ryan	3	0	0.0	2	0
<b>TOTAL</b>	<b>37</b>	<b>132</b>	<b>3.6</b>	<b>19</b>	<b>1</b>

RECEIVING	NO	YDS	AVG	LG	TD
Mohamed Sanu	6	83	13.8	22	1
Julio Jones	5	98	19.6	38	0
Austin Hooper	2	23	11.5	12	0
Levine Toilolo	1	7	7.0	7	0
Taylor Gabriel	1	10	10.0	10	0
<b>TOTAL</b>	<b>16</b>	<b>221</b>	<b>14.7</b>	<b>38</b>	<b>1</b>

### NEW ORLEANS SAINTS

PASSING	ATT	CP	YDS	SK/YD	TD	LG	INT	QBR
Drew Brees	35	26	271	2/15	2	35	1	103.4
<b>TOTAL</b>	<b>35</b>	<b>26</b>	<b>271</b>	<b>2/15</b>	<b>2</b>	<b>35</b>	<b>1</b>	<b>103.4</b>

RUSHING	ATT	YDS	AVG	LG	TD
Mark Ingram	12	49	4.1	14	0
Alvin Kamara	1	2	2.0	2	0
Drew Brees	1	2	2.0	2	0
Ted Ginn	1	-3	-3.0	-3	0
<b>TOTAL</b>	<b>16</b>	<b>60</b>	<b>3.3</b>	<b>14</b>	<b>0</b>

RECEIVING	NO	YDS	AVG	LG	TD
Michael Thomas	10	117	11.7	35	1
Mark Ingram	4	43	10.8	21	0
Alvin Kamara	3	25	8.3	23	0
Brandon Coleman	2	32	16.0	23	0
Josh Hill	2	14	7.0	12	0
Ted Ginn	2	10	5.0	11	0
Tommy Lee Lewis	2	30	15.0	26t	1
Willie Snead	1	0	0.0	0	0
<b>TOTAL</b>	<b>26</b>	<b>271</b>	<b>10.4</b>	<b>35</b>	<b>2</b>

### SCORING DRIVES

TEAM	QTR	TIME	SCORING PLAY	NO	ATL
Saints	1	09:52	W. Lutz: 34-yard FG (10-54, 5:10)	3	0
Falcons	1	05:37	M. Bryant: 28-yard FG (8-65, 4:17)	3	3
Falcons	2	04:35	D. Freeman: 1-yard run (M. Bryant kick) (15-90, 8:25)	3	10
Saints	2	02:00	T. Lewis: 26-yard pass from D. Brees (W. Lutz kick) (5-66, 2:36)	10	10
Saints	3	13:15	M. Thomas: 1-yard pass from D. Brees (W. Lutz kick) (4-29, 1:36)	17	10
Falcons	4	10:01	M. Sanu: 8-yard pass from M. Ryan (M. Bryant kick) (11-69, 7:06)	17	17
Falcons	4	03:54	M. Bryant: 52-yard FG (8-38, 3:57)	17	20

## GAME SUMMARIES

# WEEK 15

Raymond James Stadium - Tampa Bay



24-21



### ATLANTA FALCONS

PASSING	ATT	CP	YDS	SK/YD	TD	LG	INT	QBR
Matt Ryan	31	17	212	1/3	1	29	0	87.0
<b>TOTAL</b>	<b>31</b>	<b>17</b>	<b>212</b>	<b>1/3</b>	<b>1</b>	<b>29</b>	<b>0</b>	<b>87.0</b>

RUSHING	ATT	YDS	AVG	LG	TD
Devonta Freeman	22	126	5.7	32t	1
Terron Ward	8	40	5.0	13	0
Matt Ryan	3	29	9.7	12	0
Mohamed Sanu	1	3	3.0	3	0
Taylor Gabriel	1	3	3.0	3	0
<b>TOTAL</b>	<b>35</b>	<b>201</b>	<b>5.7</b>	<b>32</b>	<b>1</b>

RECEIVING	NO	YDS	AVG	LG	TD
Devonta Freeman	5	68	13.6	29	0
Julio Jones	3	54	18.0	29	0
Austin Hooper	2	12	6.0	7	0
Justin Hardy	2	33	16.5	27	1
Mohamed Sanu	2	23	11.5	21	0
Taylor Gabriel	2	16	8.0	10	0
Terron Ward	1	6	6.0	6	0
<b>TOTAL</b>	<b>17</b>	<b>212</b>	<b>12.5</b>	<b>29</b>	<b>1</b>

### TAMPA BAY BUCCANEERS

PASSING	ATT	CP	YDS	SK/YD	TD	LG	INT	QBR
James Winston	35	27	299	2/10	3	42	0	130.5
<b>TOTAL</b>	<b>35</b>	<b>27</b>	<b>299</b>	<b>2/10</b>	<b>3</b>	<b>42</b>	<b>0</b>	<b>130.5</b>

RUSHING	ATT	YDS	AVG	LG	TD
Peyton Barber	13	53	4.1	9	0
James Winston	3	18	6.0	13	0
DeSean Jackson	1	7	7.0	7	0
Adam Humphries	1	6	6.0	6	0
<b>TOTAL</b>	<b>18</b>	<b>84</b>	<b>4.7</b>	<b>13</b>	<b>0</b>

RECEIVING	NO	YDS	AVG	LG	TD
Adam Humphries	5	43	8.6	16t	1
Mike Evans	5	79	15.8	42t	1
Cameron Brate	4	49	12.3	13	0
Charles Sims III	4	6	1.5	6	0
Peyton Barber	3	15	5.0	7	0
Alan Cross	1	23	23.0	23	0
Antony Auclair	1	14	14.0	14	0
Chris Godwin	1	18	18.0	18	0
DeSean Jackson	1	11	11.0	11	0
Freddie Martino	1	11	11.0	11	0
O.J. Howard	1	30	30.0	30t	1
<b>TOTAL</b>	<b>27</b>	<b>299</b>	<b>11.1</b>	<b>42</b>	<b>3</b>

### SCORING DRIVES

TEAM	QTR	TIME	SCORING PLAY	ATL	TB
Falcons	1	07:00	J. Hardy: 6-yard pass from M. Ryan (M. Bryant kick) (9-62, 4:59)	7	0
Buccaneers	1	02:01	O. Howard: 30-yard pass from J. Winston (P. Murray kick) (8-75, 5:02)		7
Falcons	2	03:17	M. Bryant: 57-yard FG (6-56, 3:18)		11
Buccaneers	3	08:40	M. Evans: 42-yard pass from J. Winston (P. Murray kick) (3-53, 1:28)		11
Falcons	4	08:08	D. Freeman: 32-yard run (M. Bryant kick) (10-87, 5:23)		18
Buccaneers	4	04:16	A. Humphries: 16-yard pass from J. Winston (P. Murray kick) (10-75, 3:51)		18
				21	

## GAME SUMMARIES

### WEEK 16

Mercedes-Benz Superdome - New Orleans



23-13



#### NEW ORLEANS SAINTS

PASSING	ATT	CP	YDS	SK/YD	TD	LG	INT	QBR
Drew Brees	28	21	239	1/10	1	54	1	97.2
<b>TOTAL</b>	<b>28</b>	<b>21</b>	<b>239</b>	<b>1/10</b>	<b>1</b>	<b>54</b>	<b>1</b>	<b>97.2</b>

RUSHING	ATT	YDS	AVG	LG	TD
Mark Ingram	13	44	3.4	26	1
Alvin Kamara	12	32	2.7	15	0
Ted Ginn	2	14	7.0	15	0
Drew Brees	4	-4	-1.0	0	0
<b>TOTAL</b>	<b>31</b>	<b>86</b>	<b>2.8</b>	<b>26</b>	<b>1</b>

RECEIVING	NO	YDS	AVG	LG	TD
Alvin Kamara	7	58	8.3	25	0
Michael Thomas	4	66	16.5	27	0
Ted Ginn	4	76	19.0	54	1
Mark Ingram	3	22	7.3	12	0
Josh Hill	2	11	5.5	7	0
Willie Snead	1	6	6.0	6	0
<b>TOTAL</b>	<b>21</b>	<b>239</b>	<b>11.4</b>	<b>54</b>	<b>1</b>

#### ATLANTA FALCONS

PASSING	ATT	CP	YDS	SK/YD	TD	LG	INT	QBR
Matt Ryan	36	22	288	5/24	1	44	1	84.0
<b>TOTAL</b>	<b>36</b>	<b>22</b>	<b>288</b>	<b>5/24</b>	<b>1</b>	<b>44</b>	<b>1</b>	<b>84.0</b>

RUSHING	ATT	YDS	AVG	LG	TD
Devonta Freeman	11	36	3.3	15	0
Taylor Gabriel	1	12	12.0	12	0
Tevin Coleman	6	12	2.0	15	0
Matt Ryan	2	7	3.5	8	0
<b>TOTAL</b>	<b>20</b>	<b>67</b>	<b>3.4</b>	<b>16</b>	<b>0</b>

RECEIVING	NO	YDS	AVG	LG	TD
Julio Jones	7	149	21.3	44	0
Mohamed Sanu	4	31	7.8	10	0
Tevin Coleman	4	40	10.0	15	1
Austin Hooper	3	18	6.0	10	0
Devonta Freeman	2	20	10.0	12	0
Justin Hardy	1	10	10.0	10	0
Taylor Gabriel	1	20	20.0	20	0
<b>TOTAL</b>	<b>22</b>	<b>288</b>	<b>13.1</b>	<b>44</b>	<b>1</b>

#### SCORING DRIVES

TEAM	QTR	TIME	SCORING PLAY	ATL	NO
Saints	1	07:37	W. Lutz: 40-yard FG (8-40, 4:04)	0	3
Saints	2	01:23	W. Lutz: 29-yard FG (16-68, 8:21)	0	6
Saints	2	00:22	T. Ginn: 54-yard pass from D. Brees (W. Lutz kick) (3-64, 0:36)	0	13
Falcons	3	09:39	M. Bryant: 37-yard FG (7-29, 2:23)	3	13
Saints	3	02:59	M. Ingram: 26-yard run (W. Lutz kick) (4-54, 2:01)	3	20
Falcons	4	10:23	M. Bryant: 48-yard FG (5-18, 1:06)	6	20
Saints	4	03:43	W. Lutz: 45-yard FG (3-6, 0:22)	6	23
Falcons	4	02:44	T. Coleman: 14-yard pass from M. Ryan (M. Bryant kick) (8-75, 0:58)	13	23

### WEEK 17

Mercedes-Benz Stadium - Atlanta



22-10



#### ATLANTA FALCONS

PASSING	ATT	CP	YDS	SK/YD	TD	LG	INT	QBR
Matt Ryan	45	28	317	1/6	1	27	0	90.7
<b>TOTAL</b>	<b>45</b>	<b>28</b>	<b>317</b>	<b>1/6</b>	<b>1</b>	<b>27</b>	<b>0</b>	<b>90.7</b>

RUSHING	ATT	YDS	AVG	LG	TD
Devonta Freeman	11	23	2.1	5	0
Tevin Coleman	11	23	2.1	6	0
Matt Ryan	3	14	4.7	13	0
Mohamed Sanu	1	0	0.0	0	0
<b>TOTAL</b>	<b>26</b>	<b>60</b>	<b>2.3</b>	<b>13</b>	<b>0</b>

RECEIVING	NO	YDS	AVG	LG	TD
Devonta Freeman	9	85	9.4	26	1
Mohamed Sanu	7	71	10.1	18	0
Julio Jones	5	80	16.0	27	0
Austin Hooper	3	35	11.7	24	0
Justin Hardy	2	32	16.0	17	0
Tevin Coleman	2	14	7.0	12	0
<b>TOTAL</b>	<b>28</b>	<b>317</b>	<b>11.3</b>	<b>27</b>	<b>1</b>

#### CAROLINA PANTHERS

PASSING	ATT	CP	YDS	SK/YD	TD	LG	INT	QBR
Cam Newton	34	14	180	2/19	1	44	3	31.5
<b>TOTAL</b>	<b>34</b>	<b>14</b>	<b>180</b>	<b>2/19</b>	<b>1</b>	<b>44</b>	<b>3</b>	<b>31.5</b>

RUSHING	ATT	YDS	AVG	LG	TD
Cam Newton	11	59	5.4	17	0
Cameron Artis-Payne	5	16	3.2	12	0
Christian McCaffrey	6	14	2.3	8	0
Fozzy Whittaker	1	0	0.0	0	0
Kaelin Clay	1	-2	-2.0	-2	0
<b>TOTAL</b>	<b>24</b>	<b>97</b>	<b>3.6</b>	<b>17</b>	<b>0</b>

RECEIVING	NO	YDS	AVG	LG	TD
Christian McCaffrey	5	40	8.0	20	0
Brenton Bersin	2	36	18.0	27	0
Devin Funchess	2	48	24.0	44	1
Ed Dickson	2	22	11.0	11	0
Fozzy Whittaker	1	9	9.0	9	0
Greg Olsen	1	10	10.0	10	0
Kaelin Clay	1	15	15.0	15	0
<b>TOTAL</b>	<b>14</b>	<b>180</b>	<b>12.9</b>	<b>44</b>	<b>1</b>

#### SCORING DRIVES

TEAM	QTR	TIME	SCORING PLAY	CAR	ATL
Falcons	1	10:39	D. Freeman: 19-yard pass from M. Ryan (M. Bryant kick) (10-75, 4:28)	0	7
Panthers	2	00:55	D. Funchess: 4-yard pass from C. Newton (G. Gano kick) (16-78, 8:25)	7	7
Falcons	3	06:35	M. Bryant: 30-yard FG (13-68, 6:54)	7	10
Falcons	3	03:49	M. Bryant: 42-yard FG (5-15, 2:00)	7	13
Falcons	4	14:15	M. Bryant: 30-yard FG (8-60, 3:26)	7	16
Panthers	4	10:38	G. Gano: 42-yard FG (7-51, 3:37)	10	16
Falcons	4	06:43	M. Bryant: 56-yard FG (8-37, 3:57)	10	19
Falcons	4	02:31	M. Bryant: 33-yard FG (4-8, 1:41)	10	22

# PLAYER PARTICIPATION

2017 Regular Season Atlanta Falcons Player Participation																											
PLAYERS	9/8	9/17	9/24	10/1	10/8	10/22	10/29	11/6	11/12	11/19	11/26	12/3	12/10	12/17	12/24	12/31	P/B	X/N									
	CB	CB	CB	CB	CB	CB	CB	CB	CB	CB	CB	CB	CB	CB	CB	CB											
Alford, Robert	S	S	S	N	S	S	S	S	S	S	S	S	S	S	S	S	15/15	0/1									
Allen, Ricardo	Active																	0/0									
Avenell, Travis	P	OLB	N	N	P	P	P	OLB	OLB	OLB	OLB	OLB	OLB	P	P	P	14/8	0/2									
Beasley Jr., Vic	P	P	P	P	P	P	P	P	P	P	P	P	P	P	P	P	16/0	0/0									
Bosher, Matt	PS	PS	PS	PS	PS	PS	PS	PS	PS	PS	PS	PS	PS	PS	PS	PS	0/0	0/0									
Brunskill, Daniel	PS	PS	PS	PS	PS	PS	PS	PS	PS	PS	PS	PS	PS	PS	PS	PS	0/0	0/0									
Bryant, Matt	P	P	P	P	P	P	P	P	P	P	P	P	P	P	P	P	16/0	0/0									
Burton, Deante	PS	PS	PS	PS	PS	PS	NOT	PS	PS	PS	PS	PS	PS	PS	PS	PS	0/0	0/0									
Campbell, DeVondre	LB	LB	LB	LB	LB	LB	LB	LB	LB	LB	LB	LB	LB	LB	LB	LB	16/16	0/0									
Cherry, Bra'Lon	Active																0/0	0/0									
Clayborn, Adrian	P	DE	P	P	P	P	P	DE	P	P	P	P	P	P	P	P	16/2	0/0									
Coleman, Derrick	P	P	FB	FB	P	FB	P	P	P	P	P	P	P	FB	FB	FB	16/7	0/0									
Coleman, Tevin	P	P	P	P	P	P	P	P	P	P	P	P	P	N	N	P	15/15	0/1									
Collins, Jalen	R/SUS	R/SUS	R/SUS	R/SUS	R/SUS	R/SUS	R/SUS	R/SUS	R/SUS	R/SUS	R/SUS	NOT	NOT	NOT	NOT	NOT	4/0	0/0									
Crawford, Jack	P	P	P	P	IR	IR	IR	IR	IR	IR	IR	IR	IR	IR	IR	IR	4/0	0/0									
Dable, Anthony	Active																0/0	0/0									
Daniels, B.J.	Active																0/0	0/0									
Davis, Reggie	Active																0/0	0/0									
Davis, Reginald	Active																0/0	0/0									
Douglas, Jamil	Active															N	0/0	0/1									
Edison, Cornelius	Active																0/0	0/0									
Freeman, Devonta	RB	RB	RB	RB	RB	RB	RB	RB	RB	N	N	RB	RB	RB	RB	RB	14/14	0/2									
Freeman, Wil	Active																0/0	0/0									
Fuller, Devin	Active																0/0	0/0									
Gabriel, Taylor	WR	WR	P	P	WR	P	P	P	P	P	WR	P	P	P	P	P	16/4	0/0									
Garland, Ben	P	P	P	P	P	P	P	P	P	P	P	P	P	G	G	G	16/3	0/0									
Goodwin, C.J.	P	P	P	P	P	P	P	P	P	P	P	P	P	N	Active		12/0	0/1									
Grace, Jermaine	P	P	N	N	N	P	P	P	N	Active							5/0	0/4									
Graf, Kevin	Active																0/0	0/0									
Gray, Alex	PS	PS	PS	PS	PS	PS	PS	PS	PS	PS	PS	PS	PS	PS	PS	PS	0/0	0/0									
Griswold, Darion	Active																0/0	0/0									
Hageman, Ra'Shede	Active																0/0	0/0									
Hall, Marvin	PS	PS	PS	PS	P	N	P	N	P	P	N	P	P	P	P	P	N	8/0	0/4								
Hardy, Justin	P	P	P	P	P	P	P	P	P	P	P	P	P	P	P	P	WR	16/1	0/0								
Harlow, Sean	N	N	N	N	N	N	N	N	N	N	N	N	N	N	N	N	N	0/0	1/6								
Harris, Josh	P	P	P	P	P	P	P	P	P	P	P	P	P	P	P	P	16/0	0/0									
Hill, Brian	N	N	X	P	Active		Active	Active	Active								1/0	1/2									
Hooper, Austin	TE	TE	P	P	TE	P	TE	TE	TE	TE	TE	TE	TE	P	P	P	16/8	0/0									
Iledi, Martin	Active																0/0	0/0									
Ismael, Kemal	P	P	P	P	P	P	P	P	P	P	P	P	P	P	S	P	16/1	0/0									
Jarrett, Grady	DT	DT	DT	DT	DT	DT	DT	DT	DT	DT	DT	DT	DT	DT	DT	DT	16/16	0/0									
Jones, Deion	LB	LB	LB	LB	LB	LB	LB	LB	LB	LB	LB	LB	LB	LB	LB	LB	16/16	0/0									
Jones, J.T.	PS	PS	PS	PS	PS	PS	PS	PS	PS	PS	PS	PS	PS	PS	PS	PS	0/0	0/0									
Jones, Jarron	Active																0/0	0/0									
Jones, Julio	WR	WR	WR	WR	WR	WR	WR	WR	WR	WR	WR	WR	WR	WR	WR	WR	16/16	0/0									
Kazez, Damontae	P	P	P	S	P	P	WR	P	P	P	P	P	P	P	P	P	16/1	0/0									
Keyes, Josh	Active	NOT	NOT	NOT	NOT												0/0	0/0									
King, Akeem	Active																0/0	0/0									
Knappe, Andreas	Active																0/0	0/0									
Levitte, Andy	G	G	G	G	G	G	G	G	G	G	G	G	G	N	N	N	13/13	0/3									
Lucas, Marquis	Active																0/0	0/0									
Mack, Alex	C	C	C	C	C	C	C	C	C	C	C	C	C	C	C	C	16/16	0/0									
Magee, Josh	Active																0/0	0/0									
Magee, Terrence	Active									P	N						2/0	0/1									
Matthews, Jake	T	T	T	T	T	T	T	T	T	T	T	T	T	T	T	T	16/16	0/0									
Mauger, Quincy	IR	IR	IR	IR	IR	IR	IR	IR	IR	IR	IR	IR	IR	IR	IR	IR	0/0	0/0									
McDadden, Leon	P	P	P	P	P	P	P	P	P	P	P	P	P	N	N	N	0/0	0/4									
McKinely, Takkarris	P	P	P	P	P	P	P	P	P	P	P	P	P	P	P	P	16/0	0/0									
Moyer, Mike	Active																0/0	0/0									
Moore, Jordan	Active																0/0	0/0									
Neal, Keanu	S	S	S	S	S	S	S	S	S	S	S	S	S	S	S	S	16/16	0/0									
Neasman, Sharrod	N	N	P	P	P	N	P	P	N	N	P	P	P	P	P	P	11/0	0/5									
Odum, Chris	Active																0/0	0/0									
Olatoye, Deji	P	P	NOT	NOT	NOT												1	2/0	0/0								
Pester, Austin	N	N	N	N	N	N	N	N	N	N	P	N	P	P			12/0	0/0									
Po, Dontari	DT	DT	DT	DT	DT	DT	DT	DT	DT	DT	DT	DT	DT	DT	DT	DT	16/16	0/0									
Poole, Brian	P	CB	P	P	P	P	P	CB	P	DE	P	N	N	P	P	CB	P	15/3	0/1								
Reed, Brooks	DE	P	DE	DE	DE	DE	DE	P	DE	DE	DE	DE	DE	DE	DE	DE	16/14	0/0									
Renew, Tyler	Active																0/0	0/0									
Reynolds, LaRoy	IRD	IRD	IRD	IRD	IRD	IRD	IRD		P	P	P	P	P	P	P	P	9/0	0/0									
Reynolds, Taylor	Active																0/0	0/0									
Riley, Duke	LB	P	P	LB	LB	LB	LB	N	N	N	N	P	P	P	P	P	LB	12/6	0/4								
Roberts, Andre	P	P	P	P	P	P	P	P	P	P	P	P	P	P	P	P	16/0	0/0									
Rubin, Ahtyba	Active					N	P										10/0	0/1									
Ryan, Matt	QB	QB	QB	QB	QB	QB	QB	QB	QB	QB	QB	QB	QB	QB	QB	QB	16/16	0/0									
Sambiralo, Ty	P	P	P	P	P	P	P	P	P	P	P	P	P	P	P	P	8/2	0/0									
Sano, Mohamed	WR	WR	WR	WR	N	WR	WR	WR	WR	WR	WR	WR	WR	WR	WR	WR	15/15	0/1									
Saubert, Eric	P	P	P	P	P	P	P	P	P	P	P	P	P	P	P	P	14/0	0/2									
Schaub, Matt	X	X	X	X	X	X	X	X	X	X	X	X	X	X	X	X	0/0	16/0									
Schraeder, Ryan	T	T	N	N	T	T	T	T	T	T	T	T	T	T	T	T	14/14	0/2									
Schweitzer, Wes	G	G	G	G	G	G	G	G	G	G	G	G	G	G	G	G	16/16	0/0									
Shelby, Derrick	DE	P	DE	DE	DE	DE	DE	P	DE	DE	DE	DE	DE	DE	DE	DE	16/4	0/0									
Simms, Matt	Active																0/0	0/0									
Titulaeva, D.J.	Active																0/0	0/0									
Tolillo, Levine	P	P	TE	TE	TE	TE	TE	TE	TE	TE	P	TE	TE	TE	TE	TE	N	15/2	0/1								
Tripp, Jordan	N	N	P	P	P	N	N	CB	IR	IR	IR	IR	IR	IR	IR	IR	3/0	0/4									
Trufant, Desmond	CB	CB	CB	CB	CB	CB	CB	CB	CB	CB	CB	CB	CB	CB	CB	CB	15/15	0/1									
Tupou, Tanika	NOT					P	NOT										1/0	0/0									
Upham, Courtney			P	N	N	N	P					P	P	P	P	P	13/0	0/3									
Vellano, Joe	NOT	NOT	P	P	P	P	P	NOT	NOT	NOT	NOT	NOT	NOT	NOT	NOT	NOT	4/0	0/0									
Ward, Terron	P	P	N	N	P	P	P	P	P	P	P	P	P	P	P	P	14/0	0/2									
Washington, Deron	Active																0/0	0/0									
Weatherston, Sean	N	N	N	P	N	N	N	N	N	N	N	N	N	N	N	N	2/0	0/8									
Williams, Nick	N	N	N	P	N	N	N	N	N	N	N	N	N	N	N	N	1/0	0/0									
Wreh-Wilson, Bili	N	N	N	P	N	P	N	N	N	N	N	N	N	N	N	N	8/1	0/8									



## PLAYER PARTICIPATION - FINAL

2017 Regular Season Atlanta Falcons Player Participation																			
	● CH	● H	● HET	● HF	● HA	● HE	● HTJ	● CAR	● M	● SEA	● T	● HB	● B	● TB	● MB	● CB	● FS	● X	
PLAYERS	● CH	● H	● HET	● HF	● HA	● HE	● HTJ	● CAR	● M	● SEA	● T	● HB	● B	● TB	● MB	● CB	● FS	● X	
Alford, Robert	CB	B/T	B/T	CB	CB	CB	CB	CB	CB	CB	CB	CB	CB	CB	CB	CB	16/6	0/0	
Allen, Ricardo	S	S	S	N	S	S	S	S	S	S	S	S	S	S	S	S	15/15	0/1	
Bosley Jr., Mic	● OLB	N	N	N	N	N	N	● OLB	S	● OLB	● OLB	S	● OLB	P	P	P	14/0	0/2	
Bosher, Matt	P	P	P	P	P	P	P	P	P	P	P	P	P	P	P	P	16/0	0/0	
Branch, Marcellis	PS	PS	PS	PS	PS	PS	PS	PS	PS	PS	PS	PS	PS	PS	PS	PS	0/0	0/0	
Brunskill, Daniel	PS	PS	PS	PS	PS	PS	PS	PS	PS	PS	PS	PS	PS	PS	PS	PS	0/0	0/0	
Bryant, Matt	P	P	P	P	P	P	P	P	P	P	P	P	P	P	P	P	16/0	0/0	
Burton, Deante	PS	PS	PS	PS	PS	NOT	PS	PS	PS	PS	PS	PS	PS	PS	PS	PS	0/0	0/0	
Cansbell, DeVondre	LB	LB	LB	LB	LB	LB	LB	LB	LB	LB	LB	LB	LB	LB	LB	LB	0/0	0/0	
Clayborn, Adrian	P	DE	P	P	P	P	P	DE	P	P	P	P	P	P	P	P	16/2	0/0	
Coleman, Derrick	P	P	FB	FB	P	FB	P	P	P	P	P	P	FB	FB	FB	FB	16/7	0/0	
Coleman, Tevin	P	P	P	P	P	P	P	P	P	RB	RB	P	P	N	P	RB	15/3	0/1	
Crawford, Jack	P	P	P	P	IR	IR	IR	IR	IR	IR	IR	IR	IR	IR	IR	IR	4/0	0/0	
Douglas, Jamil	-	-	-	-	-	-	-	-	-	-	-	-	-	-	-	N	0/0	0/1	
Freeman, Devonta	RB	RB	RB	RB	RB	RB	RB	RB	RB	N	N	P	RB	RB	RB	RB	14/14	0/2	
Gabriel, Taylor	WR	WR	P	P	WR	P	P	P	P	WR	P	P	P	P	P	P	16/0	0/0	
Garland, Ben	P	P	P	P	P	P	P	P	P	P	P	P	G	G	G	G	16/3	0/0	
Gray, Alex	PS	PS	PS	PS	PS	PS	PS	PS	PS	PS	PS	PS	PS	PS	PS	PS	0/0	0/0	
Hall, Marvin	PS	PS	PS	PS	P	N	P	N	P	N	P	P	P	P	P	P	8/0	0/4	
Hardy, Justin	P	P	P	P	P	P	P	P	P	P	P	P	P	P	P	WR	16/1	0/0	
Harlow, Sean	N	N	N	N	N	N	N	N	N	N	N	N	N	N	N	N	0/0	0/16	
Harris, Josh	P	P	P	P	P	P	P	P	P	P	P	P	P	P	P	P	16/0	0/0	
Hooper, Austin	TE	TE	P	P	TE	P	TE	TE	TE	TE	TE	P	P	P	P	P	16/8	0/0	
Isiahuel, Kemal	P	P	P	P	P	P	P	P	P	P	P	P	P	S	P	P	16/1	0/0	
Jarrett, Grady	DT	DT	DT	DT	DT	DT	DT	DT	DT	DT	DT	DT	DT	DT	DT	DT	16/6	0/0	
Jones, Deion	LB	LB	LB	LB	LB	LB	LB	LB	LB	LB	LB	LB	LB	LB	LB	LB	16/16	0/0	
Jones, J.T.	PS	PS	PS	PS	PS	PS	PS	PS	PS	PS	PS	PS	PS	PS	PS	PS	0/0	0/0	
Jones, Julio	WR	WR	WR	WR	WR	WR	WR	WR	WR	WR	WR	WR	WR	WR	WR	WR	16/16	0/0	
Joseph, Dontae	P	P	P	P	P	P	P	P	P	P	P	P	P	P	P	P	16/0	0/0	
Levitte, Andre	G	G	G	G	G	G	G	G	G	G	G	G	N	N	N	G	13/3	0/3	
Mack, Alex	C	C	C	C	C	C	C	C	C	C	C	C	C	C	C	C	16/6	0/0	
Matthews, Jake	T	T	T	T	T	T	T	T	T	T	T	T	T	T	T	T	16/6	0/0	
Mauger, Quincy	IR	IR	IR	IR	IR	IR	IR	IR	IR	IR	IR	IR	IR	IR	IR	IR	0/0	0/0	
McFadden, Leon	-	-	-	-	-	-	-	-	-	-	-	-	N	N	N	N	0/0	0/4	
McKinnie, Takkari	P	P	P	P	P	P	P	P	P	P	P	P	P	P	P	P	16/0	0/0	
Neal, Kearu	S	S	S	S	S	S	S	S	S	S	S	S	S	S	S	S	16/6	0/0	
Neasman, Sharrod	N	N	P	P	P	N	P	N	N	N	P	P	P	P	P	P	11/0	0/5	
Olatoye, Deji	P	P	NOT	NOT	NOT	-	-	-	-	-	-	-	-	-	J	J	2/0	0/0	
Pasztor, Austin	N	N	P	P	N	N	N	N	N	N	P	N	P	P	P	P	7/0	0/9	
Poe, Dontari	DT	DT	DT	DT	DT	DT	DT	DT	DT	DT	DT	DT	DT	DT	DT	DT	16/6	0/0	
Pool, Brian	CB	CB	P	P	P	P	P	P	P	P	P	P	P	P	P	P	15/5	0/1	
Reed, Brooks	DE	P	DE	DE	DE	DE	DE	P	DE	DE	DE	DE	DE	DE	DE	DE	16/14	0/4	
Reynolds, LaRoy	IRD	IRD	IRD	IRD	IRD	IRD	IRD	P	P	P	P	P	P	P	P	P	9/0	0/0	
Riley, Duke	LB	P	LB	LB	LB	LB	N	N	N	N	P	P	P	P	P	P	12/6	0/4	
Roberts, Andre	P	P	P	P	P	P	P	P	P	P	P	P	P	P	P	P	16/0	0/0	
Rubin, Ahtyba	-	-	-	-	-	N	P	P	P	P	P	P	P	P	P	P	10/0	0/1	
Ryan, Matt	QB	QB	QB	QB	QB	QB	QB	QB	QB	QB	QB	QB	QB	QB	QB	QB	16/6	0/0	
Sambrallo, Ty	P	P	T	P	P	P	P	P	P	P	P	P	P	P	P	P	16/0	0/0	
Samu, Mohamed	WR	WR	WR	WR	N	WR	WR	WR	WR	WR	WR	WR	WR	WR	WR	WR	15/15	0/1	
Saubert, Eric	P	P	P	P	P	P	P	P	P	P	P	P	P	N	P	N	14/0	0/2	
Schaub, Matt	X	X	X	X	X	X	X	X	X	X	X	X	X	X	X	X	0/0	16/0	
Schraeder, Ryan	T	T	N	N	T	T	T	T	T	T	T	T	T	T	T	T	14/14	0/2	
Schweitzer, Wes	G	G	G	G	G	G	G	G	G	G	G	G	G	G	G	G	16/6	0/0	
Shelley, Derrick	DE	P	DE	DE	DE	DE	DE	P	DE	DE	DE	DE	DE	DE	DE	DE	16/14	0/0	
Shum, Levine	P	P	TE	TE	TE	TE	TE	TE	TE	TE	TE	TE	TE	TE	TE	TE	15/12	0/2	
Tripp, Jordan	N	N	P	P	N	N	N	IR	IR	IR	IR	IR	IR	IR	IR	IR	0/0	0/4	
Trufant, Desmond	CB	CB	CB	CB	CB	CB	CB	CB	CB	CB	CB	N	CB	CB	CB	CB	15/15	0/1	
Upshaw, Courtney	P	P	N	N	N	N	P	P	P	P	P	P	P	P	P	P	13/0	0/3	
Ward, Terron	-	-	-	-	-	-	-	-	-	-	-	-	-	-	-	-	14/0	0/2	
Weatherspoon, Sean	-	-	-	-	-	-	N	N	P	P	P	N	N	N	N	N	2/0	0/8	
Williams, Nick	N	N	N	P	N	N	N	N	N	N	N	N	N	N	N	N	1/0	0/15	
Wright-Wilson, Bliidi	N	N	N	N	N	N	N	N	N	N	N	N	N	N	N	N	0/0	0/1	

Starters indicated by position, P=Player was a substitution, N=On Inactive List, X=Did Not Play (Non-injury), IR=Injured Reserve, ID=Injured Reserve - Designated for Return, NF=Non-Football Injury (NFL), NFNI=Non-Football Illness (NFL), PS=Practice Squad, PSI=Practice Squad Injured Reserve, PSIR=Practice Squad Injured Reserve, PUP=Active/PUP, INJ=Injured, I=Inactive, IS=Inactive/League Susp., N/NFIN=Inactive/NFIN, R/SUS=Reserve/League Susp., R/PUP=Reserved/PUP, R/NFIN=Reserve/NFIN, R/NFIL=Reserve/NFIL, R/Team SUS=Reserve/Team Susp., UNS=Unsigned, NOT=Not on Roster, \* =Roster Exchange, IPP=International Player Pathway/PS Exemption, \* =With Other Team

# ROSTER/GAME-BY-GAME STARTERS

2017 Regular Season Offense									
OFFENSE									
DATE	OPPONENT	WR	G	C	TE	T	QB	RB	FB
9/10	at Chicago	T. Gabriel/ J. Hardy/ J. Jones/ M. Sanu	B. Garland/ A. Levine/ W. Schweitzer	A. Mack	A. Hooper/ L. Toilolo	J. Matthews/ T. Sambrailo/ R. Schraeder	M. Ryan	T. Coleman/ D. Freeman	D. Coleman
9/17	Green Bay	T. Gabriel/ J. Hardy/ J. Jones/ M. Sanu	B. Garland/ A. Levine/ W. Schweitzer	A. Mack	A. Hooper/ L. Toilolo	J. Matthews/ T. Sambrailo/ R. Schraeder	M. Ryan	T. Coleman/ D. Freeman	D. Coleman
9/24	at Detroit	T. Gabriel/ J. Hardy/ J. Jones/ M. Sanu	B. Garland/ A. Levine/ W. Schweitzer	A. Mack	A. Hooper/ L. Toilolo	J. Matthews/ T. Sambrailo/ R. Schraeder	M. Ryan	T. Coleman/ D. Freeman	D. Coleman
10/1	Buffalo	T. Gabriel/ J. Hardy/ J. Jones/ M. Sanu	B. Garland/ A. Levine/ W. Schweitzer	A. Mack	A. Hooper/ L. Toilolo	J. Matthews/ T. Sambrailo/ R. Schraeder	M. Ryan	T. Coleman/ D. Freeman	D. Coleman
10/15	Miami	T. Gabriel/ J. Hardy/ J. Jones/ M. Sanu	B. Garland/ A. Levine/ W. Schweitzer	A. Mack	A. Hooper/ L. Toilolo	J. Matthews/ T. Sambrailo/ R. Schraeder	M. Ryan	T. Coleman/ D. Freeman	D. Coleman
10/22	at New England	T. Gabriel/ J. Hardy/ J. Jones/ M. Sanu	B. Garland/ A. Levine/ W. Schweitzer	A. Mack	A. Hooper/ L. Toilolo	J. Matthews/ T. Sambrailo/ R. Schraeder	M. Ryan	T. Coleman/ D. Freeman	D. Coleman
10/29	at N.Y. Jets	T. Gabriel/ J. Hardy/ J. Jones/ M. Sanu	B. Garland/ A. Levine/ W. Schweitzer	A. Mack	A. Hooper/ L. Toilolo	J. Matthews/ T. Sambrailo/ R. Schraeder	M. Ryan	T. Coleman/ D. Freeman	D. Coleman
11/5	at Carolina	T. Gabriel/ J. Hardy/ J. Jones/ M. Sanu	B. Garland/ A. Levine/ W. Schweitzer	A. Mack	A. Hooper/ L. Toilolo	J. Matthews/ T. Sambrailo/ R. Schraeder	M. Ryan	T. Coleman/ D. Freeman	D. Coleman
11/12	Dallas	T. Gabriel/ J. Hardy/ J. Jones/ M. Sanu	B. Garland/ A. Levine/ W. Schweitzer	A. Mack	A. Hooper/ L. Toilolo	J. Matthews/ T. Sambrailo/ R. Schraeder	M. Ryan	T. Coleman/ D. Freeman	D. Coleman
11/20	at Seattle	T. Gabriel/ J. Hardy/ J. Jones/ M. Sanu	B. Garland/ A. Levine/ W. Schweitzer	A. Mack	A. Hooper/ L. Toilolo	J. Matthews/ T. Sambrailo/ R. Schraeder	M. Ryan	T. Coleman/ D. Freeman	D. Coleman
11/26	Tampa Bay	T. Gabriel/ J. Hardy/ J. Jones/ M. Sanu	B. Garland/ A. Levine/ W. Schweitzer	A. Mack	A. Hooper/ L. Toilolo	J. Matthews/ T. Sambrailo/ R. Schraeder	M. Ryan	T. Coleman/ D. Freeman	D. Coleman
12/3	Minnesota	T. Gabriel/ J. Hardy/ J. Jones/ M. Sanu	B. Garland/ A. Levine/ W. Schweitzer	A. Mack	A. Hooper/ L. Toilolo	J. Matthews/ T. Sambrailo/ R. Schraeder	M. Ryan	T. Coleman/ D. Freeman	D. Coleman
12/7	New Orleans	T. Gabriel/ J. Hardy/ J. Jones/ M. Sanu	B. Garland/ A. Levine/ W. Schweitzer	A. Mack	A. Hooper/ L. Toilolo	J. Matthews/ T. Sambrailo/ R. Schraeder	M. Ryan	T. Coleman/ D. Freeman	D. Coleman
12/18	at Tampa Bay	T. Gabriel/ J. Hardy/ J. Jones/ M. Sanu	B. Garland/ A. Levine/ W. Schweitzer	A. Mack	A. Hooper/ L. Toilolo	J. Matthews/ T. Sambrailo/ R. Schraeder	M. Ryan	T. Coleman/ D. Freeman	D. Coleman
12/24	at New Orleans	T. Gabriel/ J. Hardy/ J. Jones/ M. Sanu	B. Garland/ A. Levine/ W. Schweitzer	A. Mack	A. Hooper/ L. Toilolo	J. Matthews/ T. Sambrailo/ R. Schraeder	M. Ryan	T. Coleman/ D. Freeman	D. Coleman
12/31	Carolina	T. Gabriel/ J. Hardy/ J. Jones/ M. Sanu	B. Garland/ A. Levine/ W. Schweitzer	A. Mack	A. Hooper/ L. Toilolo	J. Matthews/ T. Sambrailo/ R. Schraeder	M. Ryan	T. Coleman/ D. Freeman	D. Coleman

# ROSTER/GAME-BY-GAME STARTERS

2017 Regular Season Defense

DEFENSE								
DATE	OPPONENT	DE	DT	OLD	LB	CB	S	
9/10	at Chicago	A. Clayborn/ B. Reed/ D. Shelby	G. Jarrett/ D. Poe	V. Beasley Jr.	D. Campbell/ D. Jones/ D. Riley	R. Alford/ B. Poole/ D. Trufant/ B. Wreh-Wilson	R. Allen/ K. Ishmael/ D. Kazee/ K. Neal	
9/17	Green Bay	A. Clayborn/ B. Reed/ D. Shelby	G. Jarrett/ D. Poe	V. Beasley Jr.	D. Campbell/ D. Jones/ D. Riley	R. Alford/ B. Poole/ D. Trufant/ B. Wreh-Wilson	R. Allen/ K. Ishmael/ D. Kazee/ K. Neal	
9/24	at Detroit	A. Clayborn/ B. Reed/ D. Shelby	G. Jarrett/ D. Poe	V. Beasley Jr.	D. Campbell/ D. Jones/ D. Riley	R. Alford/ B. Poole/ D. Trufant/ B. Wreh-Wilson	R. Allen/ K. Ishmael/ D. Kazee/ K. Neal	
10/1	Buffalo	A. Clayborn/ B. Reed/ D. Shelby	G. Jarrett/ D. Poe	V. Beasley Jr.	D. Campbell/ D. Jones/ D. Riley	R. Alford/ B. Poole/ D. Trufant/ B. Wreh-Wilson	R. Allen/ K. Ishmael/ D. Kazee/ K. Neal	
10/15	Miami	A. Clayborn/ B. Reed/ D. Shelby	G. Jarrett/ D. Poe	V. Beasley Jr.	D. Campbell/ D. Jones/ D. Riley	R. Alford/ B. Poole/ D. Trufant/ B. Wreh-Wilson	R. Allen/ K. Ishmael/ D. Kazee/ K. Neal	
10/22	at New England	A. Clayborn/ B. Reed/ D. Shelby	G. Jarrett/ D. Poe	V. Beasley Jr.	D. Campbell/ D. Jones/ D. Riley	R. Alford/ B. Poole/ D. Trufant/ B. Wreh-Wilson	R. Allen/ K. Ishmael/ D. Kazee/ K. Neal	
10/29	at N.Y. Jets	A. Clayborn/ B. Reed/ D. Shelby	G. Jarrett/ D. Poe	V. Beasley Jr.	D. Campbell/ D. Jones/ D. Riley	R. Alford/ B. Poole/ D. Trufant/ B. Wreh-Wilson	R. Allen/ K. Ishmael/ D. Kazee/ K. Neal	
11/5	at Carolina	A. Clayborn/ B. Reed/ D. Shelby	G. Jarrett/ D. Poe	V. Beasley Jr.	D. Campbell/ D. Jones/ D. Riley	R. Alford/ B. Poole/ D. Trufant/ B. Wreh-Wilson	R. Allen/ K. Ishmael/ D. Kazee/ K. Neal	
11/12	Dallas	A. Clayborn/ B. Reed/ D. Shelby	G. Jarrett/ D. Poe	V. Beasley Jr.	D. Campbell/ D. Jones/ D. Riley	R. Alford/ B. Poole/ D. Trufant/ B. Wreh-Wilson	R. Allen/ K. Ishmael/ D. Kazee/ K. Neal	
11/20	at Seattle	A. Clayborn/ B. Reed/ D. Shelby	G. Jarrett/ D. Poe	V. Beasley Jr.	D. Campbell/ D. Jones/ D. Riley	R. Alford/ B. Poole/ D. Trufant/ B. Wreh-Wilson	R. Allen/ K. Ishmael/ D. Kazee/ K. Neal	
11/26	Tampa Bay	A. Clayborn/ B. Reed/ D. Shelby	G. Jarrett/ D. Poe	V. Beasley Jr.	D. Campbell/ D. Jones/ D. Riley	R. Alford/ B. Poole/ D. Trufant/ B. Wreh-Wilson	R. Allen/ K. Ishmael/ D. Kazee/ K. Neal	
12/3	Minnesota	A. Clayborn/ B. Reed/ D. Shelby	G. Jarrett/ D. Poe	V. Beasley Jr.	D. Campbell/ D. Jones/ D. Riley	R. Alford/ B. Poole/ D. Trufant/ B. Wreh-Wilson	R. Allen/ K. Ishmael/ D. Kazee/ K. Neal	
12/7	New Orleans	A. Clayborn/ B. Reed/ D. Shelby	G. Jarrett/ D. Poe	V. Beasley Jr.	D. Campbell/ D. Jones/ D. Riley	R. Alford/ B. Poole/ D. Trufant/ B. Wreh-Wilson	R. Allen/ K. Ishmael/ D. Kazee/ K. Neal	
12/18	at Tampa Bay	A. Clayborn/ B. Reed/ D. Shelby	G. Jarrett/ D. Poe	V. Beasley Jr.	D. Campbell/ D. Jones/ D. Riley	R. Alford/ B. Poole/ D. Trufant/ B. Wreh-Wilson	R. Allen/ K. Ishmael/ D. Kazee/ K. Neal	
12/24	at New Orleans	A. Clayborn/ B. Reed/ D. Shelby	G. Jarrett/ D. Poe	V. Beasley Jr.	D. Campbell/ D. Jones/ D. Riley	R. Alford/ B. Poole/ D. Trufant/ B. Wreh-Wilson	R. Allen/ K. Ishmael/ D. Kazee/ K. Neal	
12/31	Carolina	A. Clayborn/ B. Reed/ D. Shelby	G. Jarrett/ D. Poe	V. Beasley Jr.	D. Campbell/ D. Jones/ D. Riley	R. Alford/ B. Poole/ D. Trufant/ B. Wreh-Wilson	R. Allen/ K. Ishmael/ D. Kazee/ K. Neal	

# TEAM GAME - OFFENSE

Falcons

(As of Sep 2, 2018, 4:19 am PDT)

2017 : Regular Season

		FALCONS																			
		FIRST DOWNS					OFFENSE					NET PASSING					NET RUSHING				
DATE	OPPONENT	T	R	P	PM	AT	YDS	AVG	A	C	I	YDS	TD	SK	YDS	AT	YDS	AVG	TD	NO	YD
9/10	at Chicago	18	4	12	2	55	372	6.80	30	21	0	308	1	2	13	23	64	2.80	1	8	73
9/17	Green Bay	19	7	12	0	58	364	6.30	28	19	0	223	1	3	29	27	141	5.20	2	6	34
9/24	at Detroit	26	9	15	2	65	428	6.60	35	24	3	277	2	2	17	28	151	5.40	1	8	68
10/1	Buffalo	25	10	13	2	72	389	5.40	42	24	2	242	1	1	0	29	147	5.10	1	4	45
10/15	Miami	19	5	13	1	56	339	6.10	35	24	1	239	1	2	9	19	100	5.30	1	6	73
10/22	at New England	21	8	13	0	56	343	6.10	33	23	0	223	1	1	10	22	120	5.50	0	6	40
10/29	at N.Y. Jets	18	4	12	2	62	386	6.20	29	18	0	246	2	1	8	32	140	4.40	0	6	68
11/5	at Carolina	17	3	13	1	58	355	6.10	38	24	1	302	2	2	11	18	53	2.90	0	8	70
11/12	Dallas	22	7	13	2	64	336	5.30	29	22	1	204	2	1	11	34	132	3.90	1	5	35
11/20	at Seattle	22	6	12	4	58	279	4.80	27	19	0	190	2	1	5	30	89	3.00	1	7	69
11/26	Tampa Bay	23	7	16	0	64	516	8.10	36	27	0	368	2	0	0	28	148	5.30	2	4	42
12/3	Minnesota	15	5	8	2	51	275	5.40	29	16	0	173	0	0	0	22	102	4.60	0	7	55
12/7	New Orleans	26	6	11	9	65	343	5.30	27	15	3	211	1	1	10	37	132	3.60	1	4	35
12/18	at Tampa Bay	24	13	10	1	67	410	6.10	31	17	0	209	1	1	3	35	201	5.70	1	6	60
12/24	at New Orleans	15	4	11	0	61	331	5.40	36	22	1	264	1	5	24	20	67	3.40	0	10	91
12/31	Carolina	20	3	16	1	72	371	5.20	45	28	0	311	1	1	6	26	60	2.30	0	7	60
2017 TOTALS:		330	101	200	20	804	5,637	5.95	630	343	12	3,000	21	24	150	430	1,047	4.20	12	102	910

Falcons

(As of Sep 2, 2018, 4:19 am PDT)

2017 : Postseason

		FALCONS																			
		FIRST DOWNS					OFFENSE					NET PASSING					NET RUSHING				
DATE	OPPONENT	T	R	P	PM	AT	YDS	AVG	A	C	I	YDS	TD	SK	YDS	AT	YDS	AVG	TD	NO	YD
1/6	at L.A. Rams	20	7	13	0	72	322	4.50	30	21	0	198	1	3	20	39	124	3.20	1	4	51
1/13	at Philadelphia	19	6	11	2	59	281	4.80	36	22	0	195	1	3	15	20	86	4.30	0	4	73
2017 TOTALS:		30	13	24	2	131	603	4.66	66	43	0	393	2	6	35	59	210	3.70	1	8	124

# TEAM GAME - DEFENSE

Opponent

(As of Sep 2, 2018, 4:19 am PDT)

2017 : Regular Season

		OPPONENT																								
		FIRST DOWNS					OFFENSE					NET PASSING					NET RUSHING					PEN		FUMBLER		
DATE	OPPONENT	T	R	P	PM	AT	YDS	AVG	A	C	I	YDS	TD	SK	YDS	AT	YDS	AVG	TD	NO	YD	NO	LS	TOP		
9/10	at Chicago	20	6	11	3	63	301	4.80	40	26	0	176	1	4	37	19	125	6.60	1	4	40	1	0	29:26		
9/17	Green Bay	24	4	18	2	68	367	5.40	50	33	1	308	2	3	35	15	59	3.90	1	10	70	2	1	31:23		
9/24	at Detroit	21	3	15	3	66	324	4.90	45	25	0	253	1	2	11	19	71	3.70	0	9	98	0	0	27:25		
10/1	Buffalo	15	7	8	0	59	281	4.80	20	12	0	164	1	3	18	36	117	3.30	0	9	55	1	0	28:45		
10/15	Miami	20	7	10	3	64	289	4.50	33	19	1	151	2	0	0	31	138	4.50	0	4	42	0	0	34:24		
10/22	at New England	25	9	13	3	67	403	6.00	29	21	0	241	2	2	8	36	162	4.50	0	8	65	1	0	34:05		
10/29	at N.Y. Jets	15	2	11	2	58	279	4.80	33	26	0	236	2	3	21	22	43	2.00	0	6	50	3	1	31:41		
11/5	at Carolina	20	12	6	2	63	330	5.20	24	13	0	129	0	1	8	38	201	5.30	2	5	29	3	2	32:52		
11/12	Dallas	18	9	9	0	59	233	3.90	30	20	0	126	0	8	50	21	107	5.10	1	5	54	2	2	27:54		
11/20	at Seattle	26	9	14	3	69	360	5.20	43	27	1	224	2	3	30	23	136	5.90	1	9	106	1	1	29:39		
11/26	Tampa Bay	27	7	18	2	68	373	5.50	44	27	0	279	0	1	4	23	94	4.10	2	2	15	0	0	29:54		
12/3	Minnesota	22	6	15	1	63	312	5.00	30	25	0	207	2	2	20	31	105	3.40	0	6	51	0	0	34:02		
12/7	New Orleans	18	2	16	0	52	306	5.90	35	26	1	256	2	2	15	15	50	3.30	0	11	82	0	0	25:19		
12/18	at Tampa Bay	22	4	15	3	55	373	6.80	35	27	0	289	3	2	10	18	84	4.70	0	7	53	2	1	26:45		
12/24	at New Orleans	15	5	9	1	60	315	5.30	28	21	1	229	1	1	10	31	86	2.80	1	3	30	1	0	33:48		
12/31	Carolina	15	5	9	1	60	248	4.10	34	14	3	161	1	2	19	24	87	3.60	0	5	35	2	0	25:18		
2017 TOTALS:		323	07	107	29	904	5,004	5.15	565	382	0	3,429	22	39	296	482	1,005	4.17	0	105	676	10	0	—		

Opponent

(As of Sep 2, 2018, 4:19 am PDT)

2017 : Postseason

		OPPONENT																			
		FIRST DOWNS					OFFENSE					NET PASSING					NET RUSHING				
DATE	OPPONENT	T	R	P	PM	AT	YDS	AVG	A	C	I	YDS	TD	SK	YDS	AT	YDS	AVG	TD	NO	YD
1/6	at L.A. Rams	19	5	12	2	64	361	5.60	45	24	0	246	1	3	13	16	115	7.20	0	5	45
1/13	at Philadelphia	22	8	12	2	63	334	5.30	30	23	0	238	0	1	8	32	96	3.00	1	4	24
2017 TOTALS:		41	13	24	4	127	695	5.45	76	47	0	484	1	4	21	48	211	5.10	1	9	69

# INDIVIDUAL GXG STATS: PASSING

2017 REGULAR SEASON INDIVIDUAL GAME-BY-GAME STATS

PASSING:		MATT RYAN												
DATE	OPP.	ATT	CMP	YDS	COMP%	Y/A	Y/C	TD	TD%	INT	INT%	LG	SK/YD	RATE
09/10	at Chicago	30	21	321	70.0%	10.70	15.29	1	3.3%	0	0.0%	88t	2/13.0	116.1
09/17	Green Bay	28	19	252	67.9%	9.00	13.26	1	3.6%	0	0.0%	34	3/29.0	108.0
09/24	at Detroit	35	24	294	68.6%	8.40	12.25	2	5.7%	3	8.6%	40t	2/17.0	77.6
10/01	Buffalo	42	24	242	57.1%	5.76	10.08	1	2.4%	2	4.8%	39	1/0.0	61.8
10/15	Miami	35	24	248	68.6%	7.09	10.33	1	2.9%	1	2.9%	40t	2/9.0	86.4
10/22	at New England	33	23	233	69.7%	7.06	10.13	1	3.0%	0	0.0%	22	1/10.0	99.7
10/29	at N.Y. Jets	29	18	254	62.1%	8.76	14.11	2	6.9%	0	0.0%	53	1/8.0	113.3
11/05	at Carolina	38	24	313	63.2%	8.24	13.04	2	5.3%	1	2.6%	40	2/11.0	95.6
11/12	Dallas	29	22	215	75.9%	7.41	9.77	2	6.9%	1	3.4%	34	1/11.0	104.8
11/20	at Seattle	27	19	195	70.4%	7.22	10.26	2	7.4%	0	0.0%	29	1/5.0	115.5
11/26	Tampa Bay	35	26	317	74.3%	9.06	12.19	1	2.9%	0	0.0%	44	0/0.0	111.2
12/03	Minnesota	29	16	173	55.2%	5.97	10.81	0	0.0%	0	0.0%	20	0/0.0	72.9
12/07	New Orleans	27	15	221	55.6%	8.19	14.73	1	3.7%	3	11.1%	38	1/10.0	55.2
12/18	at Tampa Bay	31	17	212	54.8%	6.84	12.47	1	3.2%	0	0.0%	29	1/3.0	87.0
12/24	at New Orleans	36	22	288	61.1%	8.00	13.09	1	2.8%	1	2.8%	44	5/24.0	84.0
12/31	Carolina	45	28	317	62.2%	7.04	11.32	1	2.2%	0	0.0%	27	1/6.0	90.7
TOTALS		529	342	4,895	64.7%	7.74	11.97	28	3.8%	12	2.3%	88t	24/156.0	91.4

PASSING:		MOHAMMED SAMU												
DATE	OPP.	ATT	CMP	YDS	COMP%	Y/A	Y/C	TD	TD%	INT	INT%	LG	SK/YD	RATE
09/10	at Chicago	0	0	0	0.0%	0.00	0.00	0	0%	0	0%	--	0/0.0	0.0
09/17	Green Bay	0	0	0	0.0%	0.00	0.00	0	0%	0	0%	--	0/0.0	0.0
09/24	at Detroit	0	0	0	0.0%	0.00	0.00	0	0%	0	0%	--	0/0.0	0.0
10/01	Buffalo	0	0	0	0.0%	0.00	0.00	0	0%	0	0%	--	0/0.0	0.0
10/15	Miami	INACTIVE												
10/22	at New England	0	0	0	0.0%	0.00	0.00	0	0%	0	0%	--	0/0.0	0.0
10/29	at N.Y. Jets	0	0	0	0.0%	0.00	0.00	0	0%	0	0%	--	0/0.0	0.0
11/05	at Carolina	0	0	0	0.0%	0.00	0.00	0	0%	0	0%	--	0/0.0	0.0
11/12	Dallas	0	0	0	0.0%	0.00	0.00	0	0%	0	0%	--	0/0.0	0.0
11/20	at Seattle	0	0	0	0.0%	0.00	0.00	0	0%	0	0%	--	0/0.0	0.0
11/26	Tampa Bay	1	1	51	100.0%	51.00	51.00	1	100.0%	0	0.0%	51t	0/0.0	158.3
12/03	Minnesota	0	0	0	0.0%	0.00	0.00	0	0%	0	0%	--	0/0.0	0.0
12/07	New Orleans	0	0	0	0.0%	0.00	0.00	0	0%	0	0%	--	0/0.0	0.0
12/18	at Tampa Bay	0	0	0	0.0%	0.00	0.00	0	0%	0	0%	--	0/0.0	0.0
12/24	at New Orleans	0	0	0	0.0%	0.00	0.00	0	0%	0	0%	--	0/0.0	0.0
12/31	Carolina	0	0	0	0.0%	0.00	0.00	0	0%	0	0%	--	0/0.0	0.0
TOTALS		1	1	51	100.0%	51.00	51.00	1	100.0%	0	0.0%	51t	0/0.0	158.3

# INDIVIDUAL GYG STATS: RECEIVING

2017 REGULAR SEASON INDIVIDUAL GAME-BY-GAME STATS

RECEIVING:		TEVIN COLEMAN					DERICK COLEMAN					DEVONTA FREEMAN				
DATE	OPP.	NO.	YDS	AVG	LG	TD	NO.	YDS	AVG	LG	TD	NO.	YDS	AVG	LG	TD
09/10	at Chicago	4	42	10.5	20	0	0	0	0	--	0	2	2	1.0	2	0
09/17	Green Bay	2	3	1.5	3t	1	0	0	0	--	0	2	16	8.0	10	0
09/24	at Detroit	3	43	14.3	27	0	0	0	0	--	0	3	32	10.7	18	0
10/01	Buffalo	4	65	16.3	39	0	1	11	11.0	11	0	2	20	10.0	13	0
10/15	Miami	1	4	4.0	4	0	0	0	0	--	0	2	11	5.5	11	0
10/22	at New England	0	0	0	--	0	0	0	0	--	0	3	18	6.0	9	0
10/29	at N.Y. Jets	1	22	22.0	22	0	0	0	0	--	0	1	20	20.0	20	0
11/05	at Carolina	1	19	19.0	19t	1	1	9	9.0	9	0	4	18	4.5	14	0
11/12	Dallas	1	5	5.0	5	0	0	0	0	--	0	0	0	0	--	0
11/20	at Seattle	1	15	15.0	15	0	0	0	0	--	0	INACTIVE				
11/26	Tampa Bay	0	0	0	--	0	0	0	0	--	0	INACTIVE				
12/03	Minnesota	3	27	9.0	15	0	0	0	0	--	0	1	7	7.0	7	0
12/07	New Orleans	0	0	0	--	0	0	0	0	--	0	0	0	0	--	0
12/18	at Tampa Bay	INACTIVE					0	0	0	--	0	5	68	13.6	29	0
12/24	at New Orleans	4	40	10.0	15	1	0	0	0	--	0	2	20	10.0	12	0
12/31	Carolina	2	14	7.0	12	0	0	0	0	--	0	9	85	9.4	26	1
TOTALS		27	299	11.1	39	3	2	20	10.0	11	0	36	317	8.8	29	1

RECEIVING:		TAYLOR GABRIEL					MARVIN HALL					JUSTIN HARDY				
DATE	OPP.	NO.	YDS	AVG	LG	TD	NO.	YDS	AVG	LG	TD	NO.	YDS	AVG	LG	TD
09/10	at Chicago	3	36	12.0	18	0	PRACTICE SQUAD					0	0	0	--	0
09/17	Green Bay	2	14	7.0	12	0	PRACTICE SQUAD					1	19	19.0	19	0
09/24	at Detroit	5	79	15.8	40t	1	PRACTICE SQUAD					0	0	0	--	0
10/01	Buffalo	0	0	0	--	0	PRACTICE SQUAD					2	12	6.0	9	1
10/15	Miami	4	39	9.8	13	0	1	40	40.0	40t	1	3	34	11.3	22	0
10/22	at New England	2	24	12.0	18	0	INACTIVE					2	21	10.5	22	0
10/29	at N.Y. Jets	1	-3	-3.0	-3	0	0	0	0	--	0	0	0	0	--	0
11/05	at Carolina	3	56	18.7	40	0	INACTIVE					2	26	13.0	19	0
11/12	Dallas	3	58	19.3	34	0	0	0	0	--	0	2	7	3.5	4	1
11/20	at Seattle	2	7	3.5	7	0	0	0	0	--	0	3	27	9.0	11	0
11/26	Tampa Bay	3	16	5.3	13	0	INACTIVE					0	0	0	--	0
12/03	Minnesota	1	6	6.0	6	0	1	20	20.0	20	0	0	0	0	--	0
12/07	New Orleans	1	10	10.0	10	0	0	0	0	--	0	0	0	0	--	0
12/18	at Tampa Bay	2	16	8.0	10	0	0	0	0	--	0	2	33	16.5	27	1
12/24	at New Orleans	1	20	20.0	20	0	0	0	0	--	0	1	10	10.0	10	0
12/31	Carolina	0	0	0	--	0	Falcons					2	32	16.0	17	0
TOTALS		33	378	11.5	40t	1	2	60	30.0	40t	1	20	221	11.1	27	3

RECEIVING:		AUSTIN INHOOPER					JULIO JONES					AMIRIE ROBERTS				
DATE	OPP.	NO.	YDS	AVG	LG	TD	NO.	YDS	AVG	LG	TD	NO.	YDS	AVG	LG	TD
09/10	at Chicago	2	128	64.0	88t	1	4	66	16.5	25	0	0	0	0	--	0
09/17	Green Bay	2	7	3.5	4	0	5	108	21.6	34	0	0	0	0	--	0
09/24	at Detroit	1	9	9.0	9	0	7	91	13.0	18	0	1	12	12.0	12	0
10/01	Buffalo	5	50	10.0	18	0	3	30	10.0	16	0	0	0	0	--	0
10/15	Miami	7	48	6.9	11	0	6	72	12.0	18	0	0	0	0	--	0
10/22	at New England	1	6	6.0	6	0	9	99	11.0	16	1	0	0	0	--	0
10/29	at N.Y. Jets	4	47	11.8	21	1	3	74	24.7	53	0	0	0	0	--	0
11/05	at Carolina	3	36	12.0	16	0	6	118	19.7	34	0	0	0	0	--	0
11/12	Dallas	6	49	8.2	14	1	6	57	9.5	24	0	0	0	0	--	0
11/20	at Seattle	2	-1	-0.5	1	0	5	71	14.2	29	0	0	0	0	--	0
11/26	Tampa Bay	3	38	12.7	20	0	12	253	21.1	51t	2	0	0	0	--	0
12/03	Minnesota	3	21	7.0	8	0	2	24	12.0	13	0	0	0	0	--	0
12/07	New Orleans	2	23	11.5	12	0	5	98	19.6	38	0	0	0	0	--	0
12/18	at Tampa Bay	2	12	6.0	7	0	3	54	18.0	29	0	0	0	0	--	0
12/24	at New Orleans	3	18	6.0	10	0	7	149	21.3	44	0	0	0	0	--	0
12/31	Carolina	3	35	11.7	24	0	5	80	16.0	27	0	0	0	0	--	0
TOTALS		49	526	10.7	88t	3	88	1444	16.4	53	3	1	12	12.0	12	0

# INDIVIDUAL GYG STATS: RECEIVING

RECEIVING:		MONAMEL SAMU					LEVINE TULLOLO					TERORON WARD				
DATE	OPP.	NO.	YDS	AVG	LG	TD	NO.	YDS	AVG	LG	TD	NO.	YDS	AVG	LG	TD
09/10	at Chicago	6	47	7.8	15	0	0	0	0	--	0	0	0	0	--	0
09/17	Green Bay	5	85	17.0	24	0	0	0	0	--	0	0	0	0	--	0
09/24	at Detroit	4	28	7.0	12	1	0	0	0	--	0	ON INACTIVE LIST				
10/01	Buffalo	1	3	3.0	3	0	3	21	7.0	9	0	INACTIVE				
10/15	Miami	INACTIVE					0	0	0	--	0	0	0	0	--	0
10/22	at New England	6	65	10.8	19	0	0	0	0	--	0	0	0	0	--	0
10/29	at N.Y. Jets	6	74	12.3	23	1	2	20	10.0	15	0	0	0	0	--	0
11/05	at Carolina	3	23	7.7	10	1	1	8	8.0	8	0	0	0	0	--	0
11/12	Dallas	3	29	9.7	14	0	1	10	10.0	10	0	0	0	0	--	0
11/20	at Seattle	3	34	11.3	21	1	2	31	15.5	25t	1	1	11	11.0	11	0
11/26	Tampa Bay	8	64	8.0	25	0	0	0	0	--	0	1	-3	-3.0	-3	0
12/03	Minnesota	3	43	14.3	17	0	2	25	12.5	16	0	0	0	0	--	0
12/07	New Orleans	6	83	13.8	22	1	1	7	7.0	7	0	0	0	0	--	0
12/18	at Tampa Bay	2	23	11.5	21	0	0	0	0	--	0	1	6	6.0	6	0
12/24	at New Orleans	4	31	7.8	10	0	0	0	0	--	0	0	0	0	--	0
12/31	Carolina	7	71	10.1	18	0	INACTIVE					0	0	0	--	0
TOTALS		67	703	10.5	25	5	12	122	10.2	25t	1	3	14	4.7	11	0

RECEIVING:		RICK WILLIAMS				
DATE	OPP.	NO.	YDS	AVG	LG	TD
09/10	at Chicago	INACTIVE				
09/17	Green Bay	INACTIVE				
09/24	at Detroit	ON INACTIVE LIST				
10/01	Buffalo	3	30	10.0	14	0
10/15	Miami	INACTIVE				
10/22	at New England	ON INACTIVE LIST				
10/29	at N.Y. Jets	INACTIVE				
11/05	at Carolina	INACTIVE				
11/12	Dallas	INACTIVE				
11/20	at Seattle	INACTIVE				
11/26	Tampa Bay	INACTIVE				
12/03	Minnesota	INACTIVE				
12/07	New Orleans	INACTIVE				
12/18	at Tampa Bay	INACTIVE				
12/24	at New Orleans	INACTIVE				
12/31	Carolina	INACTIVE				
TOTALS		3	30	10.0	14	0



# INDIVIDUAL GXG STATS: RUSHING

2017 REGULAR SEASON INDIVIDUAL GAME-BY-GAME STATS

RUSHING:		TEVIN COLEMAN					DEJURICK COLEMAN					DEVONTA FREEMAN				
DATE	OPP.	NO.	YDS	AVG	LG	TD	NO.	YDS	AVG	LG	TD	NO.	YDS	AVG	LG	TD
09/10	at Chicago	8	16	2.0	7	0	0	0	0	--	0	12	37	3.1	6	1
09/17	Green Bay	6	42	7.0	35	0	0	0	0	--	0	19	84	4.4	17	2
09/24	at Detroit	6	46	7.7	14	0	0	0	0	--	0	21	106	5.0	18	1
10/01	Buffalo	9	77	8.6	29	0	0	0	0	--	0	18	58	3.2	16	1
10/15	Miami	9	32	3.6	20	1	0	0	0	--	0	9	68	7.6	44	0
10/22	at New England	6	16	2.7	6	0	0	0	0	--	0	12	72	6.0	21	0
10/29	at N.Y. Jets	14	82	5.9	52	0	0	0	0	--	0	12	41	3.4	7	0
11/05	at Carolina	5	5	1.0	2	0	0	0	0	--	0	11	46	4.2	20	0
11/12	Dallas	20	83	4.2	19	1	2	8	4.0	5	0	2	3	1.5	2	0
11/20	at Seattle	20	43	2.2	9	1	0	0	0	--	0	INACTIVE				
11/26	Tampa Bay	19	97	5.1	20	2	0	0	0	--	0	INACTIVE				
12/03	Minnesota	8	22	2.8	6	0	0	0	0	--	0	12	74	6.2	13	0
12/07	New Orleans	9	32	3.6	9	0	0	0	0	--	0	24	91	3.8	19	1
12/18	at Tampa Bay	INACTIVE					0	0	0	--	0	22	126	5.7	32	1
12/24	at New Orleans	6	12	2.0	15	0	0	0	0	--	0	11	36	3.3	15	0
12/31	Carolina	11	23	2.1	6	0	0	0	0	--	0	11	23	2.1	5	0
TOTALS		166	628	4.8	52	5	2	8	4.0	5	8	196	865	4.4	44	7

RUSHING:		TAYLOR GARNIEL					JULIO JONES					MATT RYAN				
DATE	OPP.	NO.	YDS	AVG	LG	TD	NO.	YDS	AVG	LG	TD	NO.	YDS	AVG	LG	TD
09/10	at Chicago	0	0	0	--	0	0	0	0	--	0	3	11	3.7	13	0
09/17	Green Bay	1	7	7.0	7	0	0	0	0	--	0	1	8	8.0	8	0
09/24	at Detroit	0	0	0	--	0	0	0	0	--	0	1	-1	-1.0	-1	0
10/01	Buffalo	0	0	0	--	0	0	0	0	--	0	1	8	8.0	8	0
10/15	Miami	0	0	0	--	0	0	0	0	--	0	0	0	0	--	0
10/22	at New England	1	-5	-5.0	-5	0	0	0	0	--	0	3	37	12.3	16	0
10/29	at N.Y. Jets	0	0	0	--	0	0	0	0	--	0	6	17	2.8	14	0
11/05	at Carolina	1	3	3.0	3	0	0	0	0	--	0	1	-1	-1.0	-1	0
11/12	Dallas	1	15	15.0	15	0	0	0	0	--	0	0	0	0	--	0
11/20	at Seattle	0	0	0	--	0	0	0	0	--	0	3	12	4.0	14	0
11/26	Tampa Bay	0	0	0	--	0	1	15	15.0	15	0	1	1	1.0	1	0
12/03	Minnesota	1	5	5.0	5	0	0	0	0	--	0	1	1	1.0	1	0
12/07	New Orleans	1	9	9.0	9	0	0	0	0	--	0	3	0	0.0	2	0
12/18	at Tampa Bay	1	3	3.0	3	0	0	0	0	--	0	3	29	9.7	12	0
12/24	at New Orleans	1	12	12.0	12	0	0	0	0	--	0	2	7	3.5	8	0
12/31	Carolina	0	0	0	--	0	0	0	0	--	0	3	14	4.7	13	0
TOTALS		8	49	6.1	15	0	1	15	15.0	15	0	32	143	4.5	16	0

RUSHING:		MONAMER SAMU					TERRELL WARD				
DATE	OPP.	NO.	YDS	AVG	LG	TD	NO.	YDS	AVG	LG	TD
09/10	at Chicago	0	0	0	--	0	0	0	0	--	0
09/17	Green Bay	0	0	0	--	0	0	0	0	--	0
09/24	at Detroit	0	0	0	--	0	ON INACTIVE LIST				
10/01	Buffalo	1	4	4.0	4	0	INACTIVE				
10/15	Miami	INACTIVE					0	0	0	--	0
10/22	at New England	0	0	0	--	0	0	0	0	--	0
10/29	at N.Y. Jets	0	0	0	--	0	0	0	0	--	0
11/05	at Carolina	0	0	0	--	0	0	0	0	--	0
11/12	Dallas	0	0	0	--	0	9	23	2.6	17	0
11/20	at Seattle	1	3	3.0	3	0	6	31	5.2	17	0
11/26	Tampa Bay	0	0	0	--	0	7	35	5.0	14	0
12/03	Minnesota	0	0	0	--	0	0	0	0	--	0
12/07	New Orleans	0	0	0	--	0	0	0	0	--	0
12/18	at Tampa Bay	1	3	3.0	3	0	8	40	5.0	13	0
12/24	at New Orleans	0	0	0	--	0	0	0	0	--	0
12/31	Carolina	1	0	0.0	--	0	0	0	0	--	0
TOTALS		4	10	2.5	4	0	30	129	4.3	17	0

# INDIVIDUAL GYG STATS: DEFENSIVE

2017 REGULAR SEASON INDIVIDUAL DEFENSIVE GAME-BY-GAME STATS

Date	Opp.	ROBERT ALFORD										RICARDO ALLEN										YIC HEASLEY JR.										
		S	A	TK	TFL	SK	INT	FR	FF	PR	PD	S	A	TK	TFL	SK	INT	FR	FF	PR	PD	S	A	TK	TFL	SK	INT	FR	FF	PR	PD	
09/10	at Chicago	3	0	3	0	0.0	0	0	0	0	0	3	3	0	3	0	0.0	0	0	0	0	0	2	0	2	1	1.0	0	0	0	1	0
09/17	Green Bay	7	1	8	0	0.0	0	0	0	0	0	4	2	6	0	0.0	0	0	0	0	0	1	1	2	0	1.0	0	0	1	1	0	
09/24	at Detroit	6	0	6	0	0.0	0	0	0	0	2	2	1	3	0	0.0	0	0	0	0	0	ON INACTIVE LIST										
10/01	Buffalo	2	0	2	0	0.0	0	0	0	0	0	INACTIVE										INACTIVE										
10/15	Miami	1	2	3	0	0.0	0	0	0	0	1	7	0	7	0	0.0	0	0	0	0	0	0	1	1	0	0.0	0	0	0	0	0	0
10/22	at New England	3	0	3	0	0.0	0	0	0	0	0	3	3	6	0	0.0	0	0	0	0	0	4	1	5	2	1.0	0	0	0	0	1	0
10/29	at N.Y. Jets	3	0	3	0	0.0	0	0	0	0	1	2	0	2	0	0.0	0	0	0	0	0	1	0	1	0	0.0	0	0	0	0	0	0
11/05	at Carolina	2	1	3	0	0.0	0	0	0	0	3	0	1	1	0	0.0	0	0	0	0	0	4	1	5	2	1.0	0	0	0	0	1	0
11/12	Dallas	1	0	1	0	0.0	0	0	0	0	1	2	0	2	0	0.0	0	0	0	0	0	2	0	2	0	0.0	0	0	0	0	0	0
11/20	at Seattle	7	2	9	0	0.0	0	0	0	0	3	0	0	0	0	0.0	0	0	0	0	0	0	1	1	0	0.0	0	0	0	0	0	1
11/26	Tampa Bay	7	0	7	0	0.0	0	0	0	0	0	3	3	6	0	0.0	0	0	0	0	1	0	0	0	0	0.0	0	0	0	0	0	0
12/03	Minnesota	2	0	2	0	0.0	0	0	0	0	1	8	2	10	1	0.0	0	0	0	0	0	5	0	5	1	0.0	0	0	0	0	0	0
12/07	New Orleans	3	1	4	0	0.0	0	0	0	0	0	3	1	4	0	0.0	0	0	0	0	0	1	0	1	0	0.0	0	0	0	0	0	0
12/18	at Tampa Bay	6	0	6	0	0.0	0	0	0	0	1	0	1	1	0	0.0	0	0	0	0	0	0	1	1	0	0.0	0	0	0	0	0	0
12/24	at New Orleans	3	0	3	0	0.0	0	0	0	0	0	1	0	1	0	0.0	0	0	0	0	0	2	0	2	1	0.0	0	0	0	0	0	1
12/31	Carolina	2	0	2	0	0.0	1	0	0	0	4	0	2	2	0	0.0	1	0	0	0	1	1	0	1	1	1.0	0	0	0	0	1	0
TOTALS		58	7	65	0	0.0	1	0	0	0	20	38	16	54	1	0.0	1	0	0	0	2	23	6	29	8	5.0	0	0	1	5	2	

DATE	OPP.	DEVONIRE CAMPBELL										ADRIAN CLAYTON										JACK CRAWFORD											
		S	A	TK	TFL	SK	INT	FR	FF	PR	PD	S	A	TK	TFL	SK	INT	FR	FF	PR	PD	S	A	TK	TFL	SK	INT	FR	FF	PR	PD		
09/10	at Chicago	4	2	6	0	0.0	0	0	0	0	1	1	1	0	1	0	0.0	0	0	0	0	1	0	0	0	0	0	0	0	0	0	2	0
09/17	Green Bay	6	2	8	1	1.0	0	0	0	0	1	1	0	1	1	1	1.0	0	0	0	0	2	0	1	1	2	0	0.0	0	0	0	1	0
09/24	at Detroit	2	1	3	0	0.0	0	0	0	0	0	0	2	0	2	1	1.0	0	0	0	0	2	0	1	1	0	0.0	0	0	0	0	0	0
10/01	Buffalo	4	1	5	0	0.0	0	0	0	0	0	0	1	0	1	0	0.0	0	0	0	0	0	2	0	2	0	0.0	0	0	0	0	0	0
10/15	Miami	2	2	4	0	0.0	0	0	0	0	1	2	0	1	1	0	0.0	0	0	0	0	0	INJURED RESERVE										
10/22	at New England	7	1	8	1	1.0	0	0	0	1	1	0	0	0	0	0	0.0	0	0	0	0	0	INJURED RESERVE										
10/29	at N.Y. Jets	2	2	4	0	0.0	0	0	0	0	0	0	2	0	2	0	0.0	0	0	0	0	0	INJURED RESERVE										
11/05	at Carolina	3	5	8	0	0.0	0	0	0	0	0	0	1	1	2	0	0.0	0	0	0	0	0	INJURED RESERVE										
11/12	Dallas	11	2	13	1	0.0	0	0	0	0	0	6	0	6	3	6.0	0	1	2	6	0	INJURED RESERVE											
11/20	at Seattle	3	1	4	0	0.0	0	0	0	0	0	0	1	0	1	0	0.0	0	1	0	1	0	INJURED RESERVE										
11/26	Tampa Bay	2	2	4	0	0.0	0	0	0	0	1	0	0	0	0	0	0.0	0	0	0	0	2	INJURED RESERVE										
12/03	Minnesota	1	5	6	0	0.0	0	0	0	0	0	0	1	0	1	0	0.0	0	0	0	0	0	INJURED RESERVE										
12/07	New Orleans	4	2	6	0	0.0	0	0	0	0	0	0	1	0	1	1	1.0	0	0	0	0	1	0	INJURED RESERVE									
12/18	at Tampa Bay	6	0	6	0	0.0	0	0	0	0	0	0	1	1	0	0	0.5	0	0	0	0	1	0	INJURED RESERVE									
12/24	at New Orleans	1	2	3	0	0.0	0	0	0	0	0	0	0	1	1	0	0.0	0	0	0	1	0	INJURED RESERVE										
12/31	Carolina	3	1	4	0	0.0	0	0	0	1	0	0	0	0	0	0	0.0	0	0	0	0	0	Falcons										
TOTALS		61	31	92	3	2.0	0	0	1	6	4	17	4	21	6	9.5	0	2	2	17	0	3	2	5	0	0.0	0	0	0	0	3	0	

		C.J. OGBURN									KEHAL KISHIAEL									GRADY JACKETT												
DATE	OPP.	S	A	TK	TFL	SK	INT	FR	FF	PR	PD	S	A	TK	TFL	SK	INT	FR	FF	PR	PD	S	A	TK	TFL	SK	INT	FR	FF	PR	PD	
09/10	at Chicago	0	0	0	0	0.0	0	0	0	0	0	0	0	0	0	0.0	0	0	0	0	0	0	0	0	0	0	0.0	0	0	0	0	0
09/17	Green Bay	0	0	0	0	0.0	0	0	0	0	0	0	0	0	0	0.0	0	0	0	0	0	0	0	0	0	0	0.0	0	0	0	0	0
09/24	at Detroit	0	0	0	0	0.0	0	0	0	0	0	0	0	0	0	0.0	0	0	0	0	0	0	4	0	4	2	0.0	0	0	0	0	2
10/01	Buffalo	0	0	0	0	0.0	0	0	0	0	0	0	0	0	0	0.0	0	0	0	0	0	0	4	3	7	2	0.0	0	0	0	0	0
10/15	Miami	0	0	0	0	0.0	0	0	0	0	0	0	0	0	0	0.0	0	0	0	0	0	0	1	3	4	0	0.0	0	0	0	0	0
10/22	at New England	0	0	0	0	0.0	0	0	0	0	0	7	2	9	0	0.0	0	0	0	0	0	0	4	1	5	0	0.0	0	0	0	0	0
10/29	at N.Y. Jets	Bengals										0	1	1	0	0	0	0	0	0	0	0	4	3	7	3	0.5	0	0	0	1	0
11/05	at Carolina	0	0	0	0	0.0	0	0	0	0	0	0	1	1	0	0.0	0	0	0	0	0	0	4	2	6	1	0.0	0	0	0	1	0
11/12	Dallas	0	0	0	0	0.0	0	0	0	0	0	0	1	1	0	0.0	0	0	0	0	0	0	0	1	1	0	0.0	0	0	0	0	0
11/20	at Seattle	1	0	1	0	0.0	0	0	0	0	0	1	1	2	1	1.0	0	0	0	0	1	0	2	1	3	2	1.0	0	0	0	3	0
11/26	Tampa Bay	4	0	4	0	0.0	0	0	0	0	0	1	0	1	0	0.0	0	0	0	0	0	0	1	1	2	0	0.0	0	0	0	1	0
12/03	Minnesota	0	0	0	0	0.0	0	0	0	0	0	0	0	0	0	0.0	0	0	0	0	0	0	3	2	5	1	1.0	0	0	0	1	0
12/07	New Orleans	INACTIVE										1	1	2	0	0.0	0	0	0	0	0	1	1	2	0	0.0	0	0	0	0	0	
12/18	at Tampa Bay	Cardinals										2	0	2	0	0.0	0	0	0	0	0	1	0	1	0	0.5	0	0	0	2	0	
12/24	at New Orleans	Cardinals										0	1	1	0	0.0	0	0	0	0	0	0	3	2	5	1	0.0	0	0	0	0	0
12/31	Carolina	Cardinals										1	1	2	0	0.0	0	0	0	0	0	0	3	0	3	1	0.0	0	0	0	2	0
TOTALS		5	0	5	0	0.0	0	0	0	0	0	13	9	22	1	1.0	0	0	0	0	1	1	34	21	55	15	4.0	0	0	0	13	0

# INDIVIDUAL GYG STATS: DEFENSIVE

DATE	OPP.	DERON JONES										DAMONTAE KAZEE										TACKLEST MCKINLEY												
		S	A	TK	TFL	SK	INT	FR	FF	PR	PD	S	A	TK	TFL	SK	INT	FR	FF	PR	PD	S	A	TK	TFL	SK	INT	FR	FF	PR	PD			
09/10	at Chicago	6	1	7	1	0.0	0	0	0	0	0	0	1	0	1	0	0.0	0	0	0	0	0	0	1	1	2	0	0.0	0	0	0	0	0	
09/17	Green Bay	4	1	5	0	0.0	0	0	0	0	0	0	0	0	0	0	0.0	0	0	0	0	0	0	0	0	0	0	0	0	0	0	2	0	
09/24	at Detroit	6	1	7	0	0.0	0	0	0	0	0	0	0	0	0	0	0.0	0	0	0	0	0	0	2	0	2	2	1.0	0	0	0	1	1	
10/01	Buffalo	6	2	8	0	1.0	0	0	0	0	0	0	4	5	9	0	0.0	0	0	0	0	1	0	0	0	0	0	0	0	0	0	0	0	
10/15	Miami	6	5	11	0	0.0	1	0	0	0	0	0	0	0	0	0	0.0	0	0	0	0	0	0	1	0	1	1	0.0	0	0	0	0	0	
10/22	at New England	6	5	11	0	0.0	0	0	0	0	0	0	0	0	0	0	0.0	0	0	0	0	0	0	0	0	0	0	0	0	0	0	0	0	
10/29	at N.Y. Jets	9	2	11	1	0.0	0	0	0	0	0	0	0	0	0	0	0.0	0	0	0	0	0	0	2	0	2	1	1.0	0	0	1	2	0	
11/05	at Carolina	4	7	11	0	0.0	0	0	0	0	0	0	0	0	0	0	0.0	0	0	0	0	0	0	0	0	0	0	0	0	0	0	0	0	
11/12	Dallas	4	0	4	2	0.0	0	0	0	0	0	0	0	0	0	0	0.0	0	0	0	0	0	0	3	0	3	1	0.0	0	1	0	0	0	
11/20	at Seattle	6	1	7	0	0.0	0	0	0	0	0	0	1	0	1	0	0.0	0	0	0	0	0	0	2	0	2	0	1.0	0	0	0	2	0	
11/26	Tampa Bay	1	5	6	0	0.0	0	0	0	0	0	0	3	2	5	0	0.0	0	0	0	0	0	0	1	1	2	1	1.0	0	0	0	1	0	
12/03	Minnesota	6	2	8	0	0.0	0	0	0	0	0	0	1	1	2	0	0.0	0	0	0	0	0	0	1	1	2	1	1.0	0	0	0	1	0	
12/07	New Orleans	7	6	13	3	0.0	1	0	0	0	0	0	0	0	0	0	0.0	0	0	0	0	0	0	0	0	0	0	0	0	0	0	0	0	
12/18	at Tampa Bay	7	2	9	0	0.0	0	0	0	0	0	0	0	0	0	0	0.0	0	0	0	0	0	0	1	0	1	0	1.0	0	0	1	1	0	
12/24	at New Orleans	8	2	10	2	0.0	1	0	0	0	0	0	1	0	0	0	0.0	0	0	0	0	0	0	0	0	0	0	0	0	0	0	0	0	
12/31	Carolina	5	5	10	1	0.0	0	0	0	0	0	0	1	0	0	0	0.0	0	0	0	0	0	0	1	2	3	0	0.0	0	0	0	0	0	
TOTALS		91	47	130	10	1.0	3	0	0	0	10	10	8	18	0	0.0	0	0	0	0	0	1	0	0	15	5	20	7	6.0	0	1	2	10	1

Date	Opp.	KEARNY NEAL										SHARROD NEASMAN										DONTARI POSE															
		S	A	TK	TFL	SK	INT	FR	FF	PR	PD	S	A	TK	TFL	SK	INT	FR	FF	PR	PD	S	A	TK	TFL	SK	INT	FR	FF	PR	PD						
09/10	at Chicago	4	1	5	0	0.0	0	0	0	0	0	INACTIVE										0	0	0	0	0	0	0	0	0	0	0	0	0	0	1	0
09/17	Green Bay	5	2	7	1	0.0	0	0	0	0	0	INACTIVE										1	0	1	0	0	0	0	0	0	0	0	0	0	0	0	0
09/24	at Detroit	4	1	5	0	0.0	0	0	0	0	0	0	0	0	0	0	0	0	0	0	0	0	0	0	0	0	0	0	0	0	0	0	0	0			
10/01	Buffalo	4	3	7	0	0.0	0	0	0	0	0	1	0	1	0	0	0	0	0	0	0	0	3	2	5	1	0.0	0	0	0	0	0	0	0			
10/15	Miami	7	1	8	0	0.0	0	0	0	0	0	0	0	0	0	0	0	0	0	0	0	1	0	1	0	0.0	0	0	0	0	0	0	2				
10/22	at New England	6	4	10	0	0.0	0	0	0	0	0	1	ON INACTIVE LIST										2	2	4	0	0	0	0	0	0	0	0	0	0	0	
10/29	at N.Y. Jets	8	1	9	0	0.0	0	0	0	0	0	0	0	0	0	0	0	0	0	0	0	2	2	4	0	0.5	0	0	0	0	0	2	0				
11/05	at Carolina	6	2	8	0	0.0	0	1	2	0	0	0	0	0	0	0	0	0	0	0	0	1	0	1	0	0.0	0	0	0	0	0	0	0				
11/12	Dallas	5	1	6	0	0.0	0	0	0	0	0	INACTIVE										2	2	4	1	1.0	0	0	0	0	0	1	0	0			
11/20	at Seattle	5	4	9	0	0.0	0	0	0	0	0	INACTIVE										1	1	2	1	0.0	0	0	0	0	0	1	0	0			
11/26	Tampa Bay	6	2	8	0	0.0	0	0	0	0	2	0	0	0	0	0	0	0	0	0	0	1	0	1	0	0.0	0	0	0	0	0	3	0				
12/03	Minnesota	5	4	9	0	0.0	0	0	0	0	0	0	0	0	0	0	0	0	0	0	0	4	1	5	0	0.0	0	0	0	0	0	0	0				
12/07	New Orleans	2	2	4	0	0.0	0	0	0	0	0	0	0	0	0	0	0	0	0	0	0	2	3	5	1	1.0	0	0	0	0	1	0					
12/18	at Tampa Bay	3	1	4	0	0.0	0	1	1	0	0	0	0	0	0	0	0	0	0	0	0	2	0	2	0	0.0	0	0	0	0	0	1	0				
12/24	at New Orleans	8	2	10	2	0	0	0	0	0	1	0	0	0	0	0	0	0	0	0	0	1	1	2	0	0.0	0	0	0	0	0	0	0				
12/31	Carolina	3	1	4	1	0.0	1	0	0	0	1	0	0	0	0	0	0	0	0	0	0	0	2	2	0	0.0	0	0	0	0	0	0	0				
TOTALS		81	32	113	4	0.0	1	2	3	0	6	1	0	1	0	0.0	0	0	0	0	0	0	23	16	39	4	2.5	0	0	0	0	10	2				

Date	Opp.	BRIAN POOLE										BROOKS REED										LARRY REYNOLDS											
		S	A	TK	TFL	SK	INT	FR	FF	PR	PD	S	A	TK	TFL	SK	INT	FR	FF	PR	PD	S	A	TK	TFL	SK	INT	FR	FF	PR	PD		
09/10	at Chicago	6	1	7	1	1.0	0	0	0	0	2	0	5	0	5	3	2.0	0	0	0	0	2	0	INJURED RESERVE - DESIGNATED FOR RETURN									
09/17	Green Bay	4	2	6	0	0.0	0	0	0	0	0	1	0	0	0	0	0	0	0	0	0	0	INJURED RESERVE - DESIGNATED FOR RETURN										
09/24	at Detroit	7	2	9	1	0.0	0	0	0	0	0	2	2	0	2	0	0	0	0	0	0	1	0	INJURED RESERVE - DESIGNATED FOR RETURN									
10/01	Buffalo	1	1	2	0	0.0	0	0	0	0	0	0	0	3	4	7	2	1.0	0	0	0	1	0	INJURED RESERVE - DESIGNATED FOR RETURN									
10/15	Miami	1	1	2	0	0.0	0	0	0	0	0	1	1	3	4	0	0	0	0	0	0	0	INJURED RESERVE - DESIGNATED FOR RETURN										
10/22	at New England	3	3	6	0	0.0	0	0	0	0	0	0	0	1	1	2	0	0	0	0	0	0	INJURED RESERVE - DESIGNATED FOR RETURN										
10/29	at N.Y. Jets	2	0	2	0	0.0	0	0	0	0	0	0	0	0	0	0	0	0	0	0	0	0	INJURED RESERVE - DESIGNATED FOR RETURN										
11/05	at Carolina	5	0	5	0	0.0	0	0	0	0	0	0	0	2	2	0	0	0	0	0	1	0	0	0	0	0	0	0.0	0	0	0	0	
11/12	Dallas	3	0	3	0	0.0	0	0	0	0	0	0	0	3	0	3	1	1.0	0	0	0	1	0	0	0	0	0	0.0	0	0	0	0	
11/20	at Seattle	3	2	5	0	0.0	0	0	0	0	0	0	0	0	0	0	0	0	0	0	0	0	0	0	0	0	0	0.0	0	0	0	0	
11/26	Tampa Bay	1	0	1	0	0.0	0	0	0	0	0	0	0	1	1	2	0	0	0	0	0	0	0	0	0	0	0	0.0	0	0	0	0	
12/03	Minnesota	INACTIVE										0	1	1	0	0	0	0	0	0	0	0	0	1	1	2	0	0	0	0	0	0	0
12/07	New Orleans	2	0	2	0	0.0	0	0	0	0	0	0	0	2	1	3	0	0	0	0	0	0	0	0	0	0	0	0.0	0	0	0	0	
12/18	at Tampa Bay	3	1	4	0	0.0	0	0	0	0	0	0	0	1	1	2	0	0	0	0	0	1	0	0	0	0	0	0.0	0	0	0	0	
12/24	at New Orleans	7	0	7	0	0.0	0	0	0	0	0	0	0	2	2	4	0	0	0	0	0	0	0	0	0	0	0	0.0	0	0	0	0	
12/31	Carolina	1	1	2	0	0.0	0	0	0	0	0	0	0	1	1	2	0	0	0	0	0	0	Falcons										
TOTALS		49	14	63	2	1.8	0	0	0	3	4	22	17	39	6	4.8	0	0	0	7	0	1	1	2	0	0	0	0	0	0	0	0	

# INDIVIDUAL GYG STATS: DEFENSIVE

DATE	OPP.	DUKE DALEY										ANTHONY RABIN										DEREK SHELLEY													
		S	A	TK	TFL	SK	INT	FR	FF	PR	PD	S	A	TK	TFL	SK	INT	FR	FF	PR	PD	S	A	TK	TFL	SK	INT	FR	FF	PR	PD				
09/10	at Chicago	3	2	5	0	0.0	0	0	0	0	0	Seahawks										0	0	0	0	0.0	0	0	0	0	0	0	0	0	0
09/17	Green Bay	3	2	5	0	0.0	0	0	0	0	0	Broncos										1	0	1	0	0.0	0	0	0	0	0	0	0	0	0
09/24	at Detroit	0	0	0	0	0.0	0	0	0	0	0	Broncos										1	0	1	0	0.0	0	0	0	0	0	0	0	0	0
10/01	Buffalo	0	2	2	0	0.0	0	0	0	0	0	Broncos										1	1	2	1	1.0	0	0	0	0	0	0	1	0	0
10/15	Miami	1	5	6	0	0.0	0	0	0	0	0	Broncos										1	3	4	1	0.0	0	0	0	0	0	0	0	0	0
10/22	at New England	1	0	1	0	0.0	0	0	0	0	0	ON INACTIVE LIST										1	1	2	0	0.0	0	0	0	0	0	0	0	0	0
10/29	at N.Y. Jets	INACTIVE										2	0	2	0	0.0	0	0	0	0	1	0	1	3	4	0	0.0	0	0	0	0	0	0	0	0
11/05	at Carolina	INACTIVE										1	0	1	0	0.0	0	0	0	0	0	0	1	2	3	0	0.0	0	0	0	0	0	0	0	0
11/12	Dallas	INACTIVE										0	1	1	0	0.0	0	0	0	0	0	0	1	1	2	0	0.0	0	0	0	0	0	0	0	0
11/20	at Seattle	INACTIVE										1	1	2	0	0.0	0	0	0	0	0	0	1	1	2	0	0.0	0	0	0	0	0	0	0	0
11/26	Tampa Bay	1	0	1	0	0.0	0	0	0	0	0	0	1	1	0	0.0	0	0	0	0	0	0	3	1	4	0	0.0	0	0	0	0	0	0		
12/03	Minnesota	0	0	0	0	0.0	0	0	0	0	0	0	2	2	0	0.0	0	0	0	0	0	0	0	1	1	0	0.0	0	0	0	0	0	0		
12/07	New Orleans	0	0	0	0	0.0	0	0	0	0	0	0	1	1	0	0.0	0	0	0	0	0	0	1	0	1	0	0.0	0	0	0	0	0	0		
12/18	at Tampa Bay	1	0	1	0	0.0	0	0	0	0	0	0	2	2	0	0.0	0	0	0	0	0	0	2	0	2	1	0.0	0	0	0	0	0	0		
12/24	at New Orleans	1	1	2	0	0.0	0	0	0	0	0	0	0	0	0	0.0	0	0	0	0	0	0	0	0	0	0	0.0	0	0	0	0	0	0		
12/31	Carolina	1	0	1	0	0.0	0	0	0	0	0	3	0	3	0	0.0	0	0	0	0	0	0	1	0	1	0	0.0	0	0	0	0	0	0		
TOTALS		12	12	24	0	0.0	0	0	0	0	0	7	8	15	0	0.0	0	0	0	0	1	0	16	14	30	3	1.0	0	0	0	0	1	0		

		DEREK TRUANT										COURTNEY UPSHAW										JOE VELLANO												
DATE	OPP.	S	A	TK	TFL	SK	INT	FR	FF	PR	PD	S	A	TK	TFL	SK	INT	FR	FF	PR	PD	S	A	TK	TFL	SK	INT	FR	FF	PR	PD			
09/10	at Chicago	4	0	4	0	0.0	0	0	0	0	0	0	0	0	0	0	0	0	0	0	0	NOT ON ROSTER												
09/17	Green Bay	2	0	2	0	0.0	1	1	0	0	1	0	0	0	0	0	0	0	0	0	0	NOT ON ROSTER												
09/24	at Detroit	2	0	2	0	0	0	0	0	0	2	ON INACTIVE LIST										0	1	1	0	0.0	0	0	0	0	0	0	0	0
10/01	Buffalo	0	0	0	0	0.0	0	0	0	0	1	INACTIVE										1	0	1	0	0.0	0	0	0	0	0	0	0	0
10/15	Miami	1	2	3	0	0.0	0	0	0	0	0	INACTIVE										0	1	1	0	0.0	0	0	0	0	0	0	0	0
10/22	at New England	3	0	3	0	0.0	0	0	0	0	0	0	0	0	0	0	0	0	0	0	0	0	0	1	1	0	0.0	0	0	0	0	0		
10/29	at N.Y. Jets	2	0	2	1	1.0	0	0	0	0	1	0	0	0	0	0	0	0	0	0	0	0	NOT ON ROSTER											
11/05	at Carolina	3	0	3	0	0.0	0	1	0	0	2	1	1	2	0	0.0	0	0	0	0	0	0	NOT ON ROSTER											
11/12	Dallas	0	0	0	0	0.0	0	0	0	0	1	0	0	0	0	0.0	0	0	0	0	0	1	NOT ON ROSTER											
11/20	at Seattle	4	0	4	1	0.0	1	1	0	0	3	0	2	2	0	0.0	0	0	0	1	0	0	NOT ON ROSTER											
11/26	Tampa Bay	2	2	4	0	0.0	0	0	0	0	0	0	0	0	0	0.0	0	0	0	0	0	0	NOT ON ROSTER											
12/03	Minnesota	INACTIVE										0	0	0	0	0.0	0	0	0	0	0	0	NOT ON ROSTER											
12/07	New Orleans	1	0	1	0	0.0	0	0	0	0	1	1	0	1	0	0.0	0	0	0	0	1	0	NOT ON ROSTER											
12/18	at Tampa Bay	5	1	6	0	0.0	0	0	0	0	0	0	0	0	0	0.0	0	0	0	0	0	0	NOT ON ROSTER											
12/24	at New Orleans	3	0	3	0	0.0	0	0	0	0	0	1	0	1	1	1.0	0	0	0	0	1	0	NOT ON ROSTER											
12/31	Carolina	2	0	2	1	0.0	0	0	0	0	1	2	1	3	1	0.0	0	0	0	0	0	0	Falcons											
TOTALS		34	5	39	3	1.0	2	3	0	1	12	5	4	9	2	1.0	0	0	1	3	0	1	3	4	0	0.0	0	0	0	0	0	0		

		SEAN WEATHERSPOM										BLAKE WILSON											
DATE	OPP.	S	A	TK	TFL	SK	INT	FR	FF	PR	PD	S	A	TK	TFL	SK	INT	FR	FF	PR	PD		
09/10	at Chicago	--										INACTIVE											
09/17	Green Bay	Falcons										INACTIVE											
09/24	at Detroit	Falcons										0	0	0	0	0.0	0	0	0	0	0	0	0
10/01	Buffalo	Falcons										0	0	0	0	0.0	0	0	0	0	0	0	0
10/15	Miami	Falcons										INACTIVE											
10/22	at New England	Falcons										1	0	1	0	0.0	0	0	0	0	0	0	0
10/29	at N.Y. Jets	INACTIVE										INACTIVE											
11/05	at Carolina	INACTIVE										INACTIVE											
11/12	Dallas	1	0	1	0	0.0	0	0	0	0	0	INACTIVE											
11/20	at Seattle	0	0	0	0	0.0	0	0	0	0	0	INACTIVE											
11/26	Tampa Bay	INACTIVE										INACTIVE											
12/03	Minnesota	INACTIVE										2	1	3	0	0	0	0	0	0	0	0	1
12/07	New Orleans	INACTIVE										0	0	0	0	0.0	0	0	0	0	0	0	0
12/18	at Tampa Bay	INACTIVE										0	0	0	0	0.0	0	0	0	0	0	0	0
12/24	at New Orleans	INACTIVE										0	0	0	0	0.0	0	0	0	0	0	0	0
12/31	Carolina	INACTIVE										0	0	0	0	0.0	0	0	0	0	0	0	0
TOTALS		1	0	1	0	0.0	0	0	0	0	0	3	1	4	0	0.0	0	0	0	0	0	0	



# ATLANTA FALCONS

---

RECORDS & RESULTS

## REGULAR TEAM

### All Time Records

#### Total Regular Season Games Played:

802

#### Regular Season Record:

353-443-6 (53 seasons)

#### Home: 206-193-2 Away:

145-250-4

#### Playoff Games Played:

23 (10 home, 11 away, 2 neutral)

#### Playoff Record:

9-13 (6-3 home, 3-8 away, 0-2 neutral)

#### Most Games Won, Season:

16 (14 regular — 2 playoff) 1998

13 (11 regular — 2 playoff) 2016

13 (all regular season) 2012

13 (all regular season) 2010

12 (all regular season) 1980

12 (11 regular — 1 playoff) 2004

#### Best Winning Percentage, Overall Season:

.842 (16-3) 1998

#### Best Win. Per., Reg. Season:

.875 (14-2) 1998

#### Playoff Berths:

14 (1978, '80, '82, '91, '95, '98, '02, '04, '08, '10, '11, '12, '16, '17)

#### Division Titles:

6 1980, '98, '04, '10, '12, '16

#### Conference Championships:

2 1998, '16

### Consecutives

#### Most Consecutive Wins:

9 -1998

9 -1980

#### Most Consecutive Home Wins:

10 (2 in 1997, 8 in 1998)

#### Most Consecutive Road Wins:

6 -1980

### Attendance

#### Home Season (10 games)

703,423 -1992

703,361 -2006

701,556 -2005

#### Largest Attendance, Home Game

73,761 (11/12/17 vs. Dal.)

72,866 (12/7/17 vs. N.O.)

72,866 (12/31/17 vs. Car.)

#### Largest Attendance, Away Game

86,436 (12/3/06 at Wvas., FedEx Field)

#### Consecutive Sellouts, Home (Regular Season)

61 (2008-2015)

### Large Numbers

#### Largest Margin of Victory

55 (at N.O., 62-7) (9/16/73)

42 (vs T.B., 56-14) (9/18/14)

41 (at Car., 41-0) (11/24/02)

#### Largest Margin of Losses

59 at LA Rams, 0-59 (12/4/76)

#### Biggest Comebacks

21 vs. G.B. (11/27/83) Down 21-0, Won 47-41-OT

21 at NYJ. (10/23/83) Down 21-0, Won 27-21

18 at Stl. (11/9/80) Down 24-6, Won 33-27 OT

#### Longest Game Played

4:23 S.F. (10/6/85)

#### Shortest Game Played

2:16 at N.E. (9/24/72)

### Scoring

#### Most Points, Season:

540 -2016

442 -1998

426 -1981

#### Most Points, Game:

62 at N.O. (7) (9/16/73)

56 vs. T.B. (14) (9/18/14)

51 vs. Car. (23) (10/4/98)

#### Most Points, First Half:

35 at S.F. (10/11/09)

#### Most Points, Second Half:

38 at N.O. (9/16/73)

#### Most Points, One Quarter:

33 vs. T.B., (2nd Qtr) (11/17/91)

#### Most Points, Each Quarter:

1st: 21 (Seven Times) Last vs. S.F. (12/18/16)

2nd: 33 vs. T.B. (11/17/91)

3rd: 24 at N.O. (10/19/80)

4th: 31 at G.B. (9/13/81)

#### Most Points, Both Teams, Game

90 Atlanta (33) vs. Pitt. (57) (12/18/66)

88 Atlanta (47) at G.B. (41) (11/27/83)

85 Atlanta (44) vs. Sea. (41) (12/30/07)

#### Most Points, Both Teams, By Quarter

1st: 34 Atlanta (13) at LA Raf. (21) (11/30/75)

2nd: 41 Atlanta (20) at N.O. (21) (9/2/79)

3rd: 35 Atlanta (14) vs. Pitt. (21) (12/18/66)

4th: 43 Atlanta (28) vs. Car (15) (11/23/08)

#### Most Touchdowns, Season

63 -2016

53 -1998

52 -1981

#### Most Touchdowns, Game

8, Two Times Last vs T.B. (9/18/14) L

#### Most Touchdowns, Both Teams, Game

12 Atlanta (5) vs. Pitt. (7) (12/18/66)

#### Most PATs, Season

56 -2016

51 -1998

51 -1981

#### Most PATs, Game

8, Two Times Last vs T.B. (9/18/14)

#### Most Two-Point Conversions, Season

4 (4 for 4) -2005

#### Most FG's, Season

34 (39 att.) -2017

34 (37 att.) -2016

33 (38 att.) -2012

33 (40 att.) -1995

#### Most FG's Made, Game

6 at N.O. (11/13/94)

5 vs. Car. (12/31/17)

#### Most FG's Made, Both Teams

8 Atlanta (6) at N.O. (2) (11/13/94)

#### Most FG's Attempted, Game

6 vs. Chi. (5 made) (10/12/08)

6 vs. Ari. (6 made) (10/1/06)

#### Most FG's Attempted, Both Teams

10 Atlanta (3) vs. Stl. (7) (12/11/66)

#### Most Consecutive Games Scored In

176 (2004-2015)

### First Downs

#### Most First Downs, Season

379 -2016

359 -2015

353 -2010

#### Most First Downs, Game

35 vs. N.O. (OT) -1979

33 vs. Ari -2010

#### Most First Downs, Both Teams

58, Twice Last ATL (28) vs N.O. (30) (OT) (9/18/14)

#### Most First Downs, Rushing, Season

149 -1986

149 -1985

#### Most First Downs, Rushing, Game

19 vs. N.O. (10/24/71)

#### Most First Downs, Passing, Season

246 -2012

239 -2016

233 -2014

#### Most First Downs, Passing, Game

22 at Car. (12/9/12)

22 vs. Det. (11/5/95)

#### Most First Downs, Penalty, Season

42 -2010

#### Most First Downs, Penalty, Game

8 vs. Ari (9/19/10)

### Total Yards

#### Most Net Yards Gained, Season

6,653 -2016

6,051 -2014

6,026 -2011

#### Most Yards Gained, Game

571 vs. Car. (90-R, 481-P) (10/2/16)

568 vs. N.O. (123-R, 445-P) (9/7/14)

563 vs. STL (209-R, 354-P) (11/9/180)

#### Most Yards Gained, Game, Both Teams

1,092 Atlanta (447) at Pitt. (645) (11/10/02)

1,061 Atlanta (552) at N.O. (509) (9/2/79)

#### Most Total Plays, Season

1,144 -1981

1,097 -2010

1,090 -1985

### Rushing

#### Most Yards Gained, Season

\*2,939 -2006

## REGULAR TEAM

*2,672	-2004
*2,546	-2005
*NFL leader	
<b>Most Yards Gained, Game</b>	
318	vs. Det. (9/7/08)
306	vs. T.B. (9/17/06)
297	vs. LA Rams (10/1/72)
<b>Most Yards Gained, Both Teams, Game</b>	
476	Atlanta (169) vs. Was. (307) (11/3/85)
<b>Most Rushing Attempts, Season</b>	
582	-1977
578	-1986
560	-2008
<b>Most Rushing Attempts, Game</b>	
58	at T.B. (11/27/77)
<b>Most Rushing Att. Both Teams, Game</b>	
105	Atlanta (43) at Oak. (62) (11/30/75)
<b>Best Rushing Average, Season</b>	
5.5	-2006
5.1	-2004
4.8	-2005
<b>Most TD's Rushing, Season</b>	
23	-2008
23	-2002
20	-2004
20	-2016
<b>Most TD's Rushing, Game</b>	
5	vs. Car.(11/23/08)
5	at S.D. (10/21/73)
<b>Passing</b>	
<b>Most Net Yards Passing, Season</b>	
4,944	-2016
4,553	-2014
4,509	-2012
<b>Most Net Yards Passing, Game</b>	
481	vs Car. (10/2/16)
445	vs N.O. (9/7/14)
434	at N.O. (12/26/11)
<b>Most Net Yds Passing, Both Teams, Game</b>	
807	Atlanta (365) vs. S.F. (442) (10/14/90)
<b>Most Passing Attempts, Season</b>	
659	-2013
632	-2014
629	-1994
<b>Most Passing Attempts, Game</b>	
66	vs. Det. (37 comp.) (12/24/89)
61	at Arz. (34 comp.) (10/27/13)
61	at N.O. (40 comp.) (12/26/11)
<b>Most Passing Att. Both Teams, Game</b>	
102	Atlanta (45) vs. S.F. (57) (10/6/85)
<b>Most Passes Completed, Season</b>	
445	(659 att.) -2013
422	(615 att.) -2012
418	(632 att.) -2014
<b>Most Passes Completed, Game</b>	
40	at N.O. (61 att.) (12/26/11)
37	Four Times Last vs. TB ( 45 att.) (11/1/15)
<b>Most Passes Comp. Both Teams, Game</b>	
68	Atlanta (31) vs. S.F. (37) (10/6/85)
<b>Best Completion Percentage, Season</b>	
69.9	-2016
68.6	-2012
67.5	-2013
<b>Most TD Passes, Season</b>	
38	-2016
33	-1992
32	-2012
<b>Most TD Passes, Game</b>	
5	at T.B. (12/13/92)
<b>Most TD Passes, Both Teams, Game</b>	
10	Atlanta (4) vs. S.F. (6) (10/14/90)
<b>Most Passes Had Intercepted, Season</b>	
32	(501 att.) -1987
31	(355 att.) -1974
30	(600 att.) -1996
<b>Fewest Passes, Intercepted, Season</b>	
7	(534 att.) -2016
9	(577 att.) -2010
10	(507 att.) -1983
<b>Fewest Times Passer Thrown For Loss, Season</b>	
17	(434 att.) -2008
23	(577 att.) -2010
24	(530 att.) -2017
<b>Fewest Sacks Per Play, Season</b>	
1	per 33.4 plays -2014
1	per 26.9 plays -2016
1	per 25.5 plays -2008

<b>Punting</b>	
<b>Highest Punting Average, Season</b>	
46.7	-2016
46.4	-2015
45.9	-2012
<b>Most Punts, Season</b>	
110	-1978
<b>Most Punts, Game</b>	
12	vs. Was. (12/10/78)
<b>Punt Returns</b>	
<b>Highest Punt Return Average, Season</b>	
14.3	-2003
13.6	-2001
13.3	-2014
<b>Most Punt Returns, Season</b>	
60	-1976
<b>Most Punt Returns, Game</b>	
8	Three Times Last at Det. (11/12/00)
<b>Most Yards Gained, Season</b>	
635	-1974
613	-2003
536	-1980
<b>Most Yards Gained, Game</b>	
139	vs. Dal. (11/11/01)
<b>Most TD Returns, Season</b>	
2	(1970, 1999)
<b>Most TD Returns, Game</b>	
1	15 Times Last vs. T.B. (9/18/14)
<b>Kickoff Returns</b>	
<b>Highest Kickoff Return Average, Season</b>	
26.5	-2010
25.7	-2015
25.2	-1998
<b>Most Kickoff Returns, Season</b>	
87	-1996
<b>Most Yards Gained, Season</b>	
1,890	-2000
1,825	-1996
1,737	-1966
<b>Most Yards Gained, Game</b>	
257	at Den. (9/10/00)
249	vs. Pitt. (9/27/93)
237	vs. Sea. (12/30/07)
<b>Most TD Returns, Season</b>	
3	-2000
<b>Turnovers</b>	
<b>Most Fumbles Had, Season</b>	
42	-1972
<b>Most Fumbles Lost, Season</b>	
24	-1974
<b>Most Fumbles Lost, Game</b>	
5	Three Times Last vs. N.O. (11/25/79)
<b>Most Turnovers, Season</b>	
55	(24 Fum., 31 int.) -1974
<b>Most Takeaways, Season</b>	
48	-1977
<b>Biggest Turnover Differential, Season</b>	
23	(48 Takeaways, 25 Turnovers) -1977
20	(44 Takeaways, 24 Turnovers) -1998
<b>Biggest Turnover Deficit, Season</b>	
-26	(29 Takeaways, 55 Turnovers) -1974
-22	(27 Takeaways, 49 Turnovers) -1987
<b>QB Sacks Made</b>	
<b>Most Sacks, Season</b>	
55	-1997
48	-2004
47	-2002
47	-1978
<b>Most Sack Yardage, Season</b>	
425	-1978
396	-1980
391	-1977
<b>Most Sacks, Game</b>	
10	at N.O. (10/12/97)
<b>Opp. Fumbles</b>	
<b>Most Fumbles, Game</b>	
7	at Min. (12/21/08)
7	vs. Phi. (10/5/76)
<b>Penalties</b>	
<b>Most Penalties, Season</b>	
130	(1,083 yds.) -1978
<b>Most Penalties, Game</b>	
17	at S.F. (11/5/78)
<b>Fewest Penalties, Season</b>	

REGULAR TEAM

55	(415 yds.) (2012)*
	*NFL Record
58	(598 yds.) -2010
63	(601 yds.) -1969
63	(659 yds.) -1968

Fewest Penalties, Game

1	18 Times Last at IND. (11/06/11)
---	----------------------------------

Most Yards, Penalties, Game

153	vs. G.B., (16 penalties) (12/26/72)
-----	-------------------------------------

Time of Possession

Largest Advantage, Game (Atlanta in regulation)

(45:15)	Atl. at Oak. (14:45) (11/2/08)
(43:21)	Atl. vs. LA Rams (16:39) (11/17/85)
(42:39)	Atl. vs. S.F. (17:21) (12/19/82)

Interceptions

Most Interceptions, Season

26	-1980
26	-1977

Most Interceptions, Game

6	at N.O. (9/16/73)
6	vs. LA Rams. (10/1/72)



## Scoring

### Most Points Career:

1,029	Matt Bryant (2009-17)
806	Morten Andersen (1995-00, 2006-07)
558	Mick Luckhurst (1981-87)
436	Jay Feely (2001-04)
395	Norm Johnson (1991-94)

### Most Points, Season:

158	Matt Bryant (2016)
143	Matt Bryant (2012)
138	Jay Feely (2002)
137	Matt Bryant (2017)
129	Jason Elam (2008)

### Most Points, Game:

24	Michael Turner vs. Car. (11/23/08)
24	T.J. Duckett vs. Oak. (12/12/04)
20	Norm Johnson at N.O. (11/13/94)

### Most Consecutive Games Scoring:

124	Morten Andersen (1995-WK 1, 2000, 2006 W2-W17, 2007 W 2-W 17)
95	Matt Bryant (2009-WK 13, 2015)

### Most Touchdowns, Career:

63	Roddy White (2005-15)
61	Michael Turner (2008-12)
57	Terance Mathis (1994-2001)
56	Andre Rison (1990-94)
48	Gerald Riggs (1982-88)

### Most Touchdowns, Season:

17	Michael Turner (2008)
16	Jamal Anderson (1998)
15	Andre Rison (1993)
14	Devonta Freeman (2015)

### Most Touchdowns, Game:

4	Michael Turner vs. Car. (11/23/08)
4	T.J. Duckett vs. Oak. (12/12/04)

### Most Consecutive Games, TD Scored:

7	Michael Turner (2009)
7	T.J. Duckett (2003)
6	Terance Mathis (1998)

### Most Two-Point Conversions, Career:

6	Terance Mathis (1994-2001)
3	Brian Finneran (2000-08)

### Most Two-Point Conversions, Season:

3	Terance Mathis (1995)
3	Brian Finneran (2005)
2	Terance Mathis (1994)

## Kicking

### Most PAT's Made, Career:

339	Matt Bryant (2009-17)
254	Morten Andersen (1995-2000, 2006-07)
213	Mick Luckhurst (1981-87)
143	Norm Johnson (1991-94)
142	Jay Feely (2001-04)

### Most PAT's Attempted, Career:

340	Matt Bryant (2009-17)
256	Morten Andersen (1995-2000, 2006-07)
216	Mick Luckhurst (1981-87)
144	Norm Johnson (1991-94)
144	Jay Feely (2001-04)

### Most PAT's Made, Season:

56	Matt Bryant (2016)
51	Morten Andersen (1998)
51	Mick Luckhurst (1981)

### Most PAT's Attempted, Season:

57	Matt Bryant (2016)
52	Morten Andersen (1998)
51	Mick Luckhurst (1981)

### Most PAT's Made, Game:

8 (Twice)	Last, Matt Bryant vs T.B. (9/18/14)
-----------	-------------------------------------

### Most PAT's Attempted, Game:

8 (Twice)	Last, Matt Bryant vs T.B. (9/18/14)
-----------	-------------------------------------

### Most Consecutive PAT's Made:

257	Matt Bryant (2009 W13-2016 W10)
153	Morten Andersen (1998 W4-2000, '06-07)
139	Norm Johnson (1991-94)
134	Mick Luckhurst (1983-87)

### Most FG's Made, Career:

230	Matt Bryant (2009-17)
184	Morten Andersen (1995-2000, 2006-07)
115	Mick Luckhurst (1981-87)
98	Jay Feely (2001-04)

### Most FG's Made, Season:

33	Matt Bryant (2012)
32	Jay Feely (2002)
31	Morten Andersen (1995)

### Most FG's Made, Game:

6	Norm Johnson at N.O. (11/13/94)
---	---------------------------------

6	Morten Andersen vs. Ari (10/1/06)
---	-----------------------------------

### Most FGs Attempted, Career:

261	Matt Bryant (2009-17)
224	Morten Andersen (1995-2000, '06-07)
164	Mick Luckhurst (1981-87)
127	Jay Feely (2001-04)

### Most FGs Attempted, Season:

40	Jay Feely -2002
38	Matt Bryant -2012
38	Nick Mike-Mayer-1973

### Most FGs Attempted, Game:

6	Jason Elam vs. Chi. (10/12/08)
6	Norm Johnson at N.O. (11/13/94)

### Most Consecutive FGs Made:

30	Matt Bryant (2010) (16), (2011) (1st 14)
26	Norm Johnson (1992) (5), (1993) (1st 21)
18	Todd Peterson -2005
18	Morten Andersen (1995) (Wks. 1-9)

### Best FG Percentage, Career (Min. 35):

0.881	Matt Bryant (210 of 239) (2009-17)
0.866	Norm Johnson (84 of 97) (1991-94)
0.821	Morten Andersen (184 of 224) (95-2000, 2006-07)

### Best FG Percentage, Season:

0.963	Norm Johnson (26 of 27) -1993
0.935	Jason Elam (29 of 31) -2008
0.931	Matt Bryant (27 of 29) -2011

### Most 50-yard FGs, Career:

32	Matt Bryant (2009-2017)
15	Morten Andersen (1995-2000, 2006-07)
8	Norm Johnson (1991-94)
8	Mick Luckhurst (1981-87)

### Most 50-yard FGs, Season:

8	Morten Andersen -1995
8	Matt Bryant -2017
7	Matt Bryant -2014

### Most 50-yard FGs, Game:

3	Morten Andersen
	* (tied for NFL Record, Neil Rackers in '04)

### Longest Field Goal, Career:

59 yds	Matt Bryant vs.K.C., (12/4/16)
59 yds	Morten Andersen vs. S.F., (12/24/95)
58 yds	Michael Koenen vs. N.E., (10/9/05)

## Rushing

### Most Yards Gained, Career:

6,631	Gerald Riggs (1982-88)
6,081	Michael Turner (2008-12)
5,986	William Andrews (1979-86)
5,981	Warrick Dunn (2002-07)
5,336	Jamal Anderson (1994-01)

### Most Yards Gained, Season:

1,846	Jamal Anderson -1998
1,719	Gerald Riggs -1985
1,699	Michael Turner -2008

### Most 1,000-yard Seasons:

4	Jamal Anderson (1996-98, 2000)
4	William Andrews (1979-81, 1983)
3	Warrick Dunn (2004-06)
3	Gerald Riggs (1984-86)
3	Michael Turner (2008, 10-11)

### Most Consecutive 1,000-yard Seasons:

3	Warrick Dunn (2004-06)
3	Jamal Anderson (1996-98)
3	Gerald Riggs (1984-86)
3	William Andrews (1979-81)

### Most Yards Gained, Game:

220	Michael Turner vs. Det. (22 att), (9/7/08)
208	Michael Turner vs. Stl. (25 att), (12/28/08)
202	Gerald Riggs at N.O. (35 att), (9/2/84)

### Most Rushing Attempts, Career:

1,587	Gerald Riggs (1982-88)
1,413	Warrick Dunn (2002-07)
1,411	Michael Turner (2008-12)
1,329	Jamal Anderson (1994-01)
1,315	William Andrews (1979-1986)

### Most Rushing Attempts, Season:

410	Jamal Anderson -1998
397	Gerald Riggs -1985
376	Michael Turner -2008

### Most Rushing Attempts, Game:

41	Gerald Riggs vs. LA Rm. (123 yds), (11/17/85)
39	Gerald Riggs at N.O. (158 yds), (12/22/85)
37	Erric Pegram at Cin. (180 yds), (12/26/93)

### Most 100-Yard Games, Career:

27	Michael Turner (2008-12)
25	Gerald Riggs (1982-88)
22	William Andrews (1979-86)

### Most 100-Yard Games, Season:

## REGULAR INDIVIDUAL

12	Jamal Anderson -1998
9	Gerald Riggs -1985
8	Michael Turner -2008

### Most TD's Rushing, Career

60	Michael Turner (2008-12)
48	Gerald Riggs (1982-88)
34	Jamal Anderson (1994-2001)

### Most TD's Rushing, Season

17	Michael Turner -2008
14	Jamal Anderson -1998
13	Gerald Riggs -1984

### Most TD's Rushing, Game

4	Michael Turner vs. Car. (11/23/08)
4	T.J. Duckett vs. Oak. (12/12/04)

### Most Consecutive Games, Rushing TD

7	Michael Turner -2009
7	T.J. Duckett -2003
5	Michael Turner -2012

### Highest Average Gain, Career (750 carries)

4.6	William Andrews (1979-86)
4.3	Michael Turner (2008-12)
4.2	Warrick Dunn (2002-07)
4.2	Gerald Riggs (1982-88)

### Highest Average Gain, Season (Min. 150 Carries)

5.1	Warrick Dunn -2005
4.9	Michael Turner -2009
4.9	William Andrews -1980

### Highest Average Gain, Game (Min. 10 Carries)

17.3	Michael Vick at Min. (10-173), (12/1/02)
13.8	Michael Vick vs. N.O. (12-166), (11/26/06)
10.4	Warrick Dunn vs. NYG (14-146), (10/15/06)

## Passing

### Most Yards Gained Passing, Career

41,796	Matt Ryan (2008-17)
23,470	Steve Bartkowski (1975-85)
14,066	Chris Miller (1987-93)

### Most Gross Yards Passing, Season

4,944	Matt Ryan -2016
4,719	Matt Ryan -2012
4,694	Matt Ryan -2014

### Most 300-Yard Games, Career

45	Matt Ryan (2008-17)
12	Steve Bartkowski (1975-85)
8	Chris Miller (1987-93)

### Most 300-Yard Games, Season

7	Matt Ryan -2013
7	Matt Ryan -2012
6	Matt Ryan -2014
6	Matt Ryan -2011

### Most Gross Yards Passing, Game

503	Matt Ryan vs. Car (48-33), 10/2/16)
448	Matt Ryan vs. N.O. (37-34), 9/7/14)
431	Chris Chandler vs. Buf. (28-40), (12/23/01)
421	Matt Ryan vs. NE. (23-30), 9/29/13)

### Most Passes Attempted, Career

5,593	Matt Ryan (2008-17)
3,330	Steve Bartkowski (1975-85)
2,089	Chris Miller (1987-93)

### Most Passes Attempted, Season

651	Matt Ryan -2013
628	Matt Ryan -2014
615	Matt Ryan -2012

### Most Passes Attempted, Game

66	Chris Miller vs. Det. (37 comp), (12/24/89)
61	Matt Ryan vs. NE (34 comp.), (9-29-13)
56	Steve Bartkowski vs. Oak. (34 comp.), (9/19/82)

### Most Passes Completed, Career

3,630	Matt Ryan (2008-17)
1,871	Steve Bartkowski (1975-85)
1,129	Chris Miller (1987-93)

### Most Passes Completed, Season

439	Matt Ryan -2013
422	Matt Ryan -2012
415	Matt Ryan -2014

### Most Passes Completed, Game

37	Matt Ryan at S.F., (12/23/13)
37	Matt Ryan vs. T.B., (11/1/15)
37	Chris Miller vs. Det., (12/24/89)

### Highest Completion Percentage, Career (600 att.)

64.9	Matt Ryan (2008-17)
60.5	Jeff George (1994-96)
59.8	Bobby Hebert (1993-96)

### Highest Completion Percentage, Season

0.699	Matt Ryan -2016
0.686	Matt Ryan -2012
0.681	Wade Wilson -1992

### Highest Completion Percentage, Game (Minimum 20 Att.)

0.875	Matt Ryan vs. T.B.(56-14), (9/18/14)
0.857	Matt Ryan vs. G.B (24-28), (11/28/10)
0.857	Steve Bartkowski vs. Det. (24-28), (9/9/84)
0.826	Steve Bartkowski at Pitt. (19-23), (10/28/84)
0.826	Steve Bartkowski at S.F. (19-23), (9/25/83)

### Best QB Rating, Career

93.4	Matt Ryan (2008-17)
87.4	Chris Chandler (1997-2001)
85.6	Jeff George (1994-96)

### Best QB Rating, Season (Minimum 100 Att.)

117.1	Matt Ryan -2016
110.2	Wade Wilson -1992
106.7	Bob Berry -1969

### Most TD Passes, Career

154	Matt Ryan (2008-17)
260	Steve Bartkowski (1975-85)
87	Chris Chandler (1997-2001)
87	Chris Miller (1987-93)

### Most TD Passes, Season

38	Matt Ryan -2016
32	Matt Ryan -2012
31	Steve Bartkowski -1980

### Most TD Passes, Game

5	Wade Wilson vs. T.B. (12/13/92)
---	---------------------------------

### Most Consecutive Games, TD Pass

30	Matt Ryan (2015-17)
27	Chris Chandler (1997-99)
22	Matt Ryan (2011-12)

### Most Consecutive Passes Without Int.

197	Steve Bartkowski (1982-83)
185	Matt Ryan -2010
185	Chris Miller -1989

### Most Consecutive Games Without Int.

6	Michael Vick -1989
5	Steve Bartkowski -1983

### Lowest Interception Pct., Career

2.3	Matt Ryan (2008-16)
2.7	Jeff George (1994-96)
3	Michael Vick (2001-06)

### Lowest Interception Pct., Season (Minimum 150 Att.)

1.3	Matt Ryan (7-534) -2016
1.2	Steve Bartkowski (5-432) -1983
1.6	Matt Ryan (9-571) -2010

## Receiving

### Most Passes Caught, Career

808	Roddy White (2005-15)
585	Julio Jones (2011-17)
573	Terance Mathis (1994-2001)
423	Andre Rison (1990-94)

### Most Passes Caught, Season

136	Julio Jones -2015
115	Roddy White -2010
111	Terance Mathis -1994

### Most 50+ Catch Seasons

8	Terance Mathis (1994-2001)
8	Roddy White (2007-14)
6	Julio Jones (2011-17)
5	Andre Rison (1990-94)

### Most Passes Caught, Game

15	William Andrews vs. Pitt. (124 yds), (11/15/81)
14	Andre Rison at Det. (193 yds), (9/4/94)
13	Five Times: Last, Julio Jones at NYG (135 yds), (9/20/15)

### Most Yards Gained Receiving, Career

10,863	Roddy White (2005-15)
9,054	Julio Jones (2011-17)
7,349	Terance Mathis (1994-2001)
6,267	Alfred Jenkins (1975-83)

### Most Yards Gained Receiving, Season

1,871	Julio Jones -2015
1,593	Julio Jones -2014
1,444	Julio Jones -2017
1,409	Julio Jones -2016

### Most Yards Gained Receiving, Game

300	Julio Jones vs. Car (12 rec), (10/2/16)
259	Julio Jones at G.B. (11 rec), (12/8/14)
210	Roddy White at S.F. (8 rec), (10/11/09)
201	Roddy White vs. Cin. (11 rec), (10/24/10)

### Most 100-Yard Games, Career

39	Roddy White (2005-15)
39	Julio Jones (2011-17)
16	Alfred Jenkins (1975-83)

### Most 100-Yard Receiving Games, Season

9	Julio Jones -2015
7	Julio Jones -2014
7	Julio Jones -2016
7	Roddy White -2012
7	Roddy White -2008

## REGULAR INDIVIDUAL

### Most TD Receptions, Career

63	Roddy White (2005-15)
57	Terance Mathis (1994-2001)
56	Andre Rison (1990-94)

### Most TD Receptions, Season

15	Andre Rison -1993
13	Alfred Jenkins -1981
12	Andre Rison -1991

### Most TD Receptions, Game

3	Five Times: Last vs. Stl (Terance Mathis) (11/19/95)
---	--

### Highest Per Catch Average, Season (minimum 20 catches)

22.5	Ken Burrow (33) -1991
22.4	Michael Haynes (50) -1991
21.3	Brian Finneran (23) -2001

### Kickoff Returns

#### Most Return Yards, Career

5,489	Allen Rossum (2002-06)
3,724	Eric Weems (2007-16)
3,388	Deion Sanders (1989-93)

#### Most Return Yards, Season

1,491	Darrick Vaughn -2001
1,317	Jerious Norwood -2007
1,311	Jerious Norwood -2008

#### Most Return Yards, Game

249	Tony Smith vs. Pitt., (9/27/93)
220	Allen Rossum vs. Pitt., (10/22/06)
198	Darrick Vaughn at Stl., (1/6/02)
198	Clarence Verdin vs. N.O., (12/11/94)

### Highest Average Return, Career (Min. 75)

25.7	Darrick Vaughn (2000-01)
25.5	Jerious Norwood (2006-09)
25.3	Eric Weems (2007-16)

### Highest Average Return, Season (Min. 25)

27.7	Darrick Vaughn -2000
27.5	Eric Weems -2010
27.5	Sylvester Stamps -1987

### Most Returns, Career

250	Allen Rossum (2002-06)
147	Deion Sanders (1989-93)
147	Eric Weems (2006-16)

### Most Returns, Season

62	Allen Rossum -2003
61	Darrick Vaughn -2001
58	Allen Rossum -2004

### Longest Kickoff Returns

102t	Eric Weems at T.B., (12/5/10)
100t	Darrick Vaughn at Den., (9/10/00)
100t	Deion Sanders at S.F., (10/13/91)
100t	Dennis Pearson at Stl., (12/17/78)

### Most Touchdowns, Kickoff Returns, Career

4	Darrick Vaughn (2000-01)
3	Deion Sanders (1989-93)
2	Byron Hanspard (1997-99)

### Punt Returns

#### Most Return Yards, Career

1,723	Allen Rossum (2002-06)
1,309	Eric Weems (2007-16)
1,251	Billy Johnson (1982-87)

#### Most Return Yards, Season

545	Allen Rossum -2003
489	Billy Johnson -1983
457	Allen Rossum -2004

#### Most Return Yards, Game

139	Darrien Gordon vs. Dal. (11/11/01)
116	Billy Johnson at NYJ (10/23/83)
108	Al Dodd vs. Chi. (10/13/74)

### Highest Return Average, Career (Min. 75)

11.2	Allen Rossum (2002-06)
10.9	Eric Weems (2007-16)
10.1	Billy Johnson 1982-87

### Highest Return Average, Season (Min. 20)

14.1	Darrien Gordon -2001
14	Allen Rossum -2003

### Highest Return Average, Game (Min. 3)

46.3	Darrien Gordon vs. Dal., (11/11/01)
31	Harry Douglas vs. Car., (11/23/08)
31	Billy Johnson vs. LA Raid., (11/21/82)

### Most Returns, Career

154	Allen Rossum (2002-06)
124	Billy Johnson (1982-87)
109	Rolland Lawrence (1973-80)

### Most Returns, Season

54	Rolland Lawrence -1976
52	Todd Kinchen -1997
51	Rolland Lawrence -1977

### Most Returns, Game

8	Tim Dwight at Det. (11/12/00)
---	-------------------------------

8	Rolland Lawrence at S.F., (10/9/77)
---	-------------------------------------

### Most Touchdowns, Punt Returns, Career

2	Allen Rossum (2002-06)
2	Tim Dwight (1998-2000)
2	Deion Sanders (1989-93)

### Longest Punt Returns

79t	Deion Sanders vs. Cin., (10/28/90)
77t	Tom McCauley vs. N.O., (10/25/70)
75t	Allen Rossum at K.C., (10/24/04)
75t	John Mallory vs. Min., (12/20/70)

### Combined Returns

#### Combined Return Yards, Career

7,212	Allen Rossum (2002-06)
5,033	Eric Weems (2007-16)
4,177	Deion Sanders (1989-93)

#### Most Combined Return Yards, Season

1,836	Allen Rossum -2003
1,707	Allen Rossum -2004
1,491	Darrick Vaughn -2001

#### Most Combined Returns, Career

404	Allen Rossum (2002-06)
267	Eric Weems (2006-16)
240	Deion Sanders (1989-93)

#### Most Combined Returns, Season

101	Allen Rossum -2003
95	Allen Rossum -2004
77	Allen Rossum -2002

### Combined Net Yards (Rushing, Receiving, KO & Punt Returns)

#### Most Combined Yards, Career

10,882	Roddy White (2005-15)
8,704	William Andrews (1979-86)
8,345	Gerald Riggs (1982-88)

#### Most Combined Yards, Season

2,207	Jerious Norwood -2007
2,176	William Andrews -1983
2,165	Jamal Anderson -1998

#### Most Combined Yards, Game

300	Julio Jones (0/300) vs. Car, (10/2/16)
296	Eric Metcalf (0/97/176/23) vs. Phi., (9/22/96)
270	Jerious Norwood (56/22/192/0) vs. Stl., (12/28/08)

### Punting

#### Highest Punting Average, Career (Min. 100)

45.8	Matt Boshier (2011-17)
42.6	Rick Donnelly (1985-88)
42	Michael Koenen (2005-10)

#### Highest Punting Average, Season (Min. 35)

47.5	Matt Boshier -2012
47.2	Matt Boshier -2015
46.8	Matt Boshier -2016

#### Highest Punting Average, Game (Min. 4)

66.6	Scott Fulhage vs. S.F., (10/14/90)
52.1	Rick Donnelly at Phi., (11/10/85)
50	Matt Boshier at Min., (9/28/14)

#### Highest Net Punting Average, Season

41.6	Matt Boshier -2016
41.1	Matt Boshier -2013
40.8	Matt Boshier -2014

#### Most Punts, Career

873	John James (1972-81)
469	Dan Stryzinski (1995-2000)
440	Michael Koenen (2005-10)

#### Most Punts, Season

109	John James -1978
105	John James -1977
101	John James -1976

#### Most Punts, Game

12	John James vs. Was., (12/10/78)
11	Rick Donnelly at Phi., (10/30/88)

#### Most Punts Inside 20, Season

30	Michael Koenen -2007
29	Michael Koenen -2010
28	John James -1976

#### Longest Punt

75	Harold Alexander at Chi., (10/3/93)
75	John James vs. Oak., (11/30/75)
72	John James vs. N.O., (9/16/73)

#### Most Fair Catches Forced, Season

45	Dan Stryzinski -1997
34	Dan Stryzinski -1999
33	Chris Mohr (2003)

### Interceptions

#### Most Passes Intercepted, Career

39	Rolland Lawrence (1973-81)
31	Ray Brown (1971-77)
30	Ray Buchanan (1997-2003)

## REGULAR INDIVIDUAL

30	Scott Case (1984-94)
<b>Most Passes Intercepted, Season</b>	
10	Scott Case -1988
9	Rolland Lawrence -1975
8	Ray Brown -1974
<b>Most Passes Intercepted, Game</b>	
2	33 Times Last time by, Robert Alford vs. Car., (10/2/16)
<b>Most Consecutive Games Pass Int.</b>	
4	D.J. Johnson (Weeks 2-5, 1994 Season)
4	Ken Reaves (3 games -1970, 1-1971)
<b>Most Interception Return Yards, Career</b>	
658	Rolland Lawrence (1973-80)
574	Ray Brown (1971-77)
520	Deion Sanders (1989-93)
442	Ray Buchanan (1997-03)
439	Ken Reaves (1966-73)
<b>Most Interception Return Yards, Season</b>	
221	Tom Pridemore -1981
177	DeAngelo Hall -2005
164	Ray Brown -1974
<b>Most Interception Return Yards, Game</b>	
101	Tom Pridemore vs. S.F. (1 INT), (9/20/81)
<b>Most Interceptions For TD's, Career</b>	
3	Kevin Mathis (2002-04)
	Deion Sanders (1989-93)
<b>Most Interceptions For TD's, Season</b>	
2	Five Times Last by Deion Jones -2016
<b>Most Interceptions For TD's, Game</b>	
2	Kenny Johnson vs. G.B. (26 and 31), (11/27/83)
<b>Fumble Recoveries</b>	
<b>Most Recoveries, Career</b>	
14	Greg Brezina (12 yds) (1968-79)
13	Tom Pridemore (50 yds) (1978-85)
13	Rolland Lawrence (20 yds) (1973-80)
13	Tommy Nobis (6 yds) (1966-76)
<b>Most Recoveries, Season</b>	
5	Four Times, Last by Jeff Yeates (0 yards) -1979
<b>Most Recoveries, Game</b>	
2	Seven Times, Last by Jonathan Babineaux vs. Mia., (9/13/09)

<b>Most Yards, Fumble Recoveries, Career</b>	
155	Jessie Tuggle (10 recoveries) (1987-97)
113	Bob Glazebrook (4) (1978-83)
111	Joel Williams (8) (1979-89)
<b>Most Yards, Fumble Recoveries, Season</b>	
91	Bob Glazebrook (2) -1982
86	DeAngelo Hall (2) -2005
75	Oliver Barnett (1) -1991
<b>Most TD's, Fumble Recoveries, Career</b>	
5	Jessie Tuggle (10 recoveries) (1987-98)
<b>Most TD's, Fumble Recoveries, Season</b>	
2	Kenny Johnson -1981
<b>Most TD's Fumble Recoveries, Game</b>	
1	53 Times
	Last by Thomas DeCoud vs. TB., 30 yds, (10/20/13)
<b>Safeties, Career</b>	
2	Three Times, Last by Brian Jordan (1989-91)
<b>Sacks</b>	
<b>Most Sacks, Career</b>	
94.5	(757 yds) Claude Humphrey (1968-78)
68.5	(463 yds) John Abraham (2006-12)
58.5	(321.5 yds) Chuck Smith (1992-99)
<b>Most Sacks, Season</b>	
16.5	John Abraham -2008
16	Joel Williams -1980
15.5	Vic Beasley Jr. -2016
<b>Most Sacks, Game</b>	
6	Adrian Clayborn vs. Dal., (11/12/17)
5	Chuck Smith at N.O., (10/12/97)
5	Claude Humphrey (Twice)
4	Claude Humphrey at N.O., ( 12/19/71)
<b>Most Sack Yards, Career</b>	
757	Claude Humphrey (1968-78)
463	John Abraham (2006-12)
395	John Zook (1969-75)
<b>Most Sack Yards, Season</b>	
137.5	Joel Williams -1980
127.5	Claude Humphrey -1976
109.5	John Abraham -2008

# CAREER SERVICE & STREAKS

## SERVICE

### MOST SEASONS PLAYED:

18.....	Jeff Van Note (1969-86)
17.....	Mike Kenn (1978-94)
14.....	Todd McClure (1999-12)
14.....	Jessie Tuggle (1987-00)
12.....	Bob Whitfield (1992-03)
12.....	Bobby Butler (1981-92)
12.....	Jonathan Babineaux (2005-16)
11.....	Keith Brooking (1998-08)
11.....	Scott Case (1984-94)
11.....	Steve Bartkowski (1975-85)
11.....	Jim Mitchell (1969-79)
11.....	Tommy Nobis (1966-76)

### MOST GAMES PLAYED:

251.....	Mike Kenn (1978-94)
246.....	Jeff Van Note (1969-86)
209.....	Jessie Tuggle (1987-00)
197.....	Todd McClure (1999-12)
185.....	Jonathan Babineaux (2005-16)
178.....	Bob Whitfield (1992-03)
169.....	Bobby Butler (1981-92)
162.....	Scott Case (1984-94)
161.....	Keith Brooking (1998-08)
158.....	<b>Matt Ryan (2008-17)</b>
155.....	Jim Mitchell (1969-79)
155.....	Roddy White (2005-14)
151.....	Greg Brezina (1968-79)

### MOST GAMES STARTED:

251.....	Mike Kenn
225.....	Jeff Van Note
197.....	Todd McClure
189.....	Jessie Tuggle
167.....	Bob Whitfield
158.....	<b>Matt Ryan</b>
145.....	Keith Brooking
133.....	Jonathan Babineaux
133.....	Tommy Nobis
133.....	Roddy White
127.....	Claude Humphrey

### MOST CONSECUTIVE GAMES PLAYED:

155.....	Jeff Van Note (1976-86)
144.....	Todd McClure (2001-10)
131.....	Matt Ryan (2009-Week 15-17)
130.....	Keith Brooking (2001-Week 16-08)
129.....	Bob Whitfield (1992-Week 11, '00)
112.....	Ken Reaves (1966-73)
112.....	Patrick Kerney (1999-05)

### MOST CONSECUTIVE GAMES STARTED:

144.....	Todd McClure (2001-10)
131.....	<b>Matt Ryan (Wk 15, '09-17)</b>
128.....	Keith Brooking (2000-08)
123.....	Bob Whitfield (Wk 1, '93-Wk 11, '00)
112.....	Jeff Van Note (1970-84)
100.....	Steve Bartkowski (Wk 8, '77-Wk 10, '84)

### MOST PRO BOWL APPEARANCES:

6.....	Claude Humphrey (1970, 71, 72, 73, 74, 77)
6.....	Jeff Van Note (1974, 75, 79, 80, 81, 82)
5.....	<b>Julio Jones (2012, 14, 15, 16, 17)</b>
5.....	Jessie Tuggle (1992, 94, 95, 97, 98)
5.....	Tommy Nobis (1966, 67, 68, 70, 72)
5.....	George Kunz (1969, 71, 72, 73, 74)
5.....	Mike Kenn (1980, 81, 82, 83, 84)
5.....	Keith Brooking (2001, 02, 03, 04, 05)
4.....	Roddy White (2008, 09, 10, 11)
4.....	Alge Crumpler (2003, 04, 05, 06)
4.....	Elbert Shelley (1992, 93, 94, 95)
4.....	<b>Matt Ryan (2010, 12, 14, 16)</b>

### MOST CONSECUTIVE PRO BOWL APPEARANCES:

5.....	Keith Brooking (2001-05)
5.....	Claude Humphrey (1970-74)
5.....	Mike Kenn (1980-84)
4.....	<b>Julio Jones (2014-17)</b>
4.....	Roddy White (2008-11)
4.....	Tony Gonzalez (2010-13)
4.....	Alge Crumpler (2003-06)
4.....	Elbert Shelley (1992-95)
4.....	Andre Rison (1990-93)
4.....	William Andrews (1980-83)
4.....	Jeff Van Note (1979-82)
4.....	George Kunz (1971-74)

## SCORING

### MOST CONSECUTIVE GAMES, SCORING:

124.....	Morten Andersen (1995 Wk 1-2000, 2006 Wk 2-2006, Wk 17, 2007 Wk 2-2007 Wk 17)
95.....	<b>Matt Bryant (2009-Wk 13, 2015)</b>

### MOST CONSECUTIVE GAMES SCORING TD:

7.....	Michael Turner, all rushing (2009)
7.....	T.J. Duckett, all rushing (2003)
6.....	Terance Mathis, all receiving (1998)
5.....	<b>Devonta Freeman, 9 rush, 1 rec. (2015)</b>
5.....	Eric Metcalf, 4 receiving, 1 return (1995)
5.....	Michael Turner, all rushing (2012)
4.....	Roddy White, all receiving (2011)
4.....	Roddy White, all receiving (2009)

# CAREER SERVICE & STREAKS

4.....	Michael Turner, all rushing (2008)
4.....	T.J. Duckett, all rushing (2005)
4.....	Bert Emanuel, all receiving (1997)
4.....	Andre Rison, all receiving (1993)
4.....	Gerald Riggs, all rushing (1986)
4.....	Jim Mitchell, 3 rec., 1 fumble (1975)
4.....	Dave Hampton, 3 rush, 1 rec. (1975)

## MOST CONSECUTIVE GAMES WITH TD PASS:

30.....	Matt Ryan (Wk. 14, '15-Wk. 11, '17)
27.....	Chris Chandler (Wk 3, '97-Wk 3, '99)
20.....	Matt Ryan (Wk. 13, '13-Wk. 16, '14)
18.....	Matt Ryan (Wk. 16 '15)
15.....	Matt Ryan (2011)
15.....	Matt Ryan (2010)

## MOST CONSECUTIVE GAMES WITH TD CATCH:

6.....	Terance Mathis (1998)
4.....	Roddy White (2011)
4.....	Roddy White (2009)
4.....	Bert Emanuel (1997)
4.....	Andre Rison (1993)
4.....	Andre Rison (1991)

## KICKING

### MOST CONSECUTIVE PAT'S

222.....	Matt Bryant (2009-14)
153.....	Morten Anderson (1998 WK 4-2000, 2006-07)
139.....	Norm Johnson (1991-94)

### MOST CONSECUTIVE GAMES FG MADE

14.....	Jay Feely (2001)
13.....	Jay Feely (2002)
11.....	Matt Bryant (2011)
11.....	Norm Johnson (1993)

### MOST CONSECUTIVE FIELD GOALS

27.....	Matt Bryant (2010-11)
26.....	Norm Johnson (1992-93)
18.....	Todd Peterson (2005)
18.....	Morten Andersen (1995)

## RUSHING

### MOST CONSECUTIVE 100-YARD GAMES

6.....	Jamal Anderson (1998)
4.....	Gerald Riggs (1985)
3.....	Devonta Freeman (2015)
3.....	Michael Turner (2009)

3.....	Gerald Riggs (1986)
3.....	William Andrews (1983)

### MOST CONSECUTIVE 1,000-YARD SEASONS

3.....	Warrick Dunn (2004-06)
3.....	Jamal Anderson (1996-98)
3.....	Gerald Riggs (1984-86)
3.....	William Andrews (1979-81)

## RECEIVING

### MOST CONSECUTIVE GAMES WITH RECEPTION

127.....	Roddy White (Wk 14 2006-present)
103.....	Alfred Jenkins (1975-1983)
87.....	Julio Jones (2011-17)
80.....	Tony Gonzalez (2009-13)
74.....	Alge Crumpler (2001-2007)
59.....	Terance Mathis (1997-2000)

### MOST CONSECUTIVE 100-YARD GAMES

4.....	Terance Mathis (1994, Nov. 13 10-125, Nov. 20 8-168, Nov. 27 10-124, Dec. 4 7-128)
4.....	Andre Rison (1990, Sept. 23 11-128, Oct. 7 10-154, Oct. 14 9-172, Oct. 21 5-161)

## PASSING

### MOST CONSECUTIVE PASSES WITHOUT INT

197.....	Steve Bartkowski (1982-83)
185.....	Matt Ryan (2010)
185.....	Chris Miller (1989)

### MOST CONSECUTIVE GAMES WITH TD PASS

22.....	Matt Ryan (2010-2012)
22.....	Chris Chandler (1997-99)
20.....	Matt Ryan (2013-2014)
18.....	Matt Ryan (2015-)
14.....	Chris Miller (1991-92)
14.....	Steve Bartkowski (1980-81)

## INTERCEPTIONS

### MOST CONSECUTIVE GAMES PASS INT

6.....	Matt Ryan (Wks 5-10, 2009)
--------	----------------------------

# ALL-TIME LISTS

## ALL-TIME FUMBLE RETURNS FOR TOUCHDOWN

(10/19/69).....	Jim Weatherford for 74 yards at S.F.
(12/21/69).....	Claude Humphrey for 24 yards vs. Min.
(10/25/70).....	Randy Marshall rec. in end zone vs. N.O.
(12/6/70).....	John Mallory for 17 yards at S.F.
(10/17/71).....	John Mallory for 54 yards vs. LA Rams
* (10/28/71).....	Jim Mitchell for 55 yards at Min.
(12/5/71).....	Tom Hayes for 60 yards vs. Oak.
(9/17/72).....	John Zook for 26 yards at Chi.
(10/5/75).....	Jim Mitchell for 50 yards vs. N.O.
(11/13/77).....	Ralph Ortega for 14 yards vs. Det.
(10/29/79).....	Rick Byas for 40 yards vs. Sea.
(10/5/80).....	Buddy Curry for 30 yards vs. Det.
(10/5/80).....	Joel Williams for 42 yards vs. Det.
(12/14/80).....	Al Richardson rec. in end zone vs. S.F.
(10/6/81).....	Kenny Johnson for 35 yards vs. N.O.
(10/13/81).....	Joel Williams for 27 yards at G.B.
(10/5/81).....	Kenny Johnson for 20 yards at Phi.
(11/29/81).....	Alfred Jackson rec. in end zone at Hou.
(9/12/82).....	Bob Glazebrook for 91 yards at NYG
* (1/9/83).....	Doug Rogers rec. in end zone at Min.
(10/30/83).....	John Rade for 16 yards vs. N.E.
(11/20/83).....	Blane Gaison for 64 yards vs. S.F.
(10/20/85).....	Mike Gann for 42 yards vs. N.O.
(10/21/86).....	Mike Pitts for 30 yards at Dal.
(10/26/86).....	James Britt for 65 yards at LA Rams
(12/6/87).....	Robert Moore for 20 yards at Dal.
(10/30/88).....	Mike Gann for 36 yards at Phi.
(12/11/88).....	Jessie Tuggle for two yards at LA Rams
(10/17/89).....	Bobby Butler for 29 yards vs. Dal.
(10/9/90).....	Jessie Tuggle for 65 yards vs. Hou.
(10/22/91).....	Jessie Tuggle for 18 yards vs. LA Raiders
(9/29/91).....	Ken Tippins for 23 yards vs. N.O.
(11/17/91).....	Oliver Barnett for 75 yards vs. T.B.
(12/1/91).....	Joe Fishback for 16 yards vs. G.B.
(12/3/92).....	Jessie Tuggle for 69 yards vs. N.O.
(9/27/93).....	Vinnie Clark for 46 yards vs. Pitt.
(11/13/94).....	Eric Jack for 27 yards at N.O.
(10/4/97).....	William White for 18 yards vs. Car.
(10/11/97).....	Antonio Edwards for two yards at NYG
(11/8/98).....	Chuck Smith for 71 yards at N.E.
(11/15/98).....	Jessie Tuggle for one yard vs. S.F.
(11/3/02).....	Patrick Kerney for four yards vs. Bal.
(10/26/04).....	Brady Smith for zero yards vs. Stl.
(10/16/05).....	DeAngelo Hall for 43 yards at N.O.
(10/24/05).....	Chauncey Davis for 24 yards vs. NYJ
(10/7/07).....	DeAngelo Hall for 56 yards at Ten.
* (12/21/08).....	Justin Blalock rec. in end zone at Min.
(11/2/09).....	Kroy Biermann for 64 yards at N.O.
(12/27/09).....	Lawrence Sidbury for 11 yards vs. Buf.
(12/19/10).....	Jonathan Babineaux in endzone at Sea.
(12/15/11).....	Corey Peters for 13 yards vs. Jax
(11/18/12).....	Jonathan Babineaux for 15 yards vs. Az.

(10/20/13).....	Thomas Decoud for 30 yards vs. TB
(12/21/14).....	Osi Umenyiora for 86 yards at N.O.
(10/4/15).....	Desmond Trufant for 24 yards vs. Hou
(10/4/15).....	Nate Stupar for 84 yards vs. Hou
(10/23/16).....	Adrian Clayborn for 5 yards vs. S.D.
(12/11/16).....	Vic Beasley Jr. 21 yards vs. L.A.
(9/17/17).....	Desmond Trufant 15 yards vs. G.B.
(11/20/17).....	Adrian Clayborn 10 yards vs. Sea.

\*Ball was fumbled by teammate and picked up and run back for a touchdown.

\*\*1982 Playoffs

\*Ball was fumbled by teammate in end zone and recovered for a touchdown.

## ALL-TIME INTERCEPTIONS FOR A TOUCHDOWN

(12/4/66).....	Bobby Riddle for 62 yards at Min.
(10/17/67).....	Lee Calland for 77 yards at Bal.
(10/29/67).....	Tommy Nobis for 41 yards vs. Min.
(10/20/68).....	Ken Reaves for 90 yards at LA Rams
(12/15/68).....	Jimmy Burson for 20 yards vs. S.F.
(10/31/71).....	Don Hansen for 40 yards at Cle.
(10/17/72).....	Tommy Nobis for 29 yards vs. LA Rams
(9/16/73).....	Tom Hayes for 65 yards at N.O.
(12/9/73).....	Tom Hayes for 38 yards vs. Stl.
(10/6/74).....	Ray Brown for 59 yards at NYG
(11/23/75).....	Ray Brown for 41 yards vs. Den.
(11/30/75).....	Rolland Lawrence for 87 yards at Oak.
(11/13/77).....	Robert Pennywell for 20 yards vs. Det.
(11/20/77).....	Rick Byas for 72 yards at N.O.
(9/2/79).....	James Mayberry for six yards at N.O.
(12/16/79).....	Robert Pennywell for 39 yards vs. S.F.
(9/13/81).....	Fulton Kuykendall for 20 yards at G.B.
(9/20/81).....	Tom Pridemore for 101 yards vs. S.F.
(11/23/81).....	Buddy Curry for 35 yards vs. Min.
* (1/9/83).....	Bob Glazebrook for 35 yards vs. Min.
(11/27/83).....	Kenny Johnson (2) for 26 & 31 yds vs G.B.
(9/23/84).....	Jeff Jackson for 35 yards vs. Hou.
(9/22/85).....	John Rade for 38 yards vs. Den.
(9/21/86).....	Bobby Butler for 33 yards at Dal.
(11/16/86).....	Joel Williams for 14 yards vs. Chi.
(9/18/88).....	Robert Moore for 47 yards at S.F.
(9/9/90).....	Deion Sanders for 82 yards vs. Hou.
(12/23/90).....	Scott Case for 36 yards vs. LA Rams
(12/30/90).....	Deion Sanders for 61 yards vs. Dal.
(12/15/91).....	Deion Sanders for 55 yards vs. Sea.
(9/11/94).....	Darnell Walker for 44 yards vs. L.A.
(11/5/95).....	Alton Montgomery for 71 yards vs. Det.
(11/26/95).....	Jessie Tuggle for 27 yards at Arz.
(10/18/98).....	Eugene Robinson for 25 yards vs. N.O.
(12/27/98).....	Ronnie Bradford for 11 yards vs. Mia.
(12/5/99).....	Ray Buchanan 52 yards vs. N.O.
(9/3/00).....	Ashley Ambrose for 36 yards vs. S.F.

# ALL-TIME LISTS

(10/1/00).....	Tim Dwight for 70 yards at Phi.
(11/24/02).....	Keion Carpenter for 41 yards at Car.
(11/16/03).....	Tod McBride for 15 yards at N.O.
(12/7/03).....	Kevin Mathis for 32 yards in OT vs. Car.
(12/20/03).....	Juran Bolden for 41 yards at T.B.
(10/3/04).....	Kevin Mathis for 35 yards at Car.
(10/31/04).....	Kevin Mathis for 66 yards at Den.
(12/12/04).....	Rod Coleman for 39 yards vs. Oak.
(1/2/05).....	DeAngelo Hall for 48 yards at Sea.
(9/21/08).....	Chris Houston for 68 yards at K.C.
(11/9/08).....	Chevis Jackson 95 yards vs. N.O.
(11/8/09).....	Tye Hill 62 yards vs. Was.
(10/10/10).....	Kroy Biermann 31 yards at Cle.
(10/27/10).....	Chauncey Davis 26 yards vs. N.O.
(09/11/11).....	Kroy Biermann 50 yards at Chi.
(01/01/12).....	Curtis Lofton 26 yards vs. T.B.
(10/14/12).....	Asante Samuel 79 yards vs. OAK
(9/15/13).....	Osi Umenyiora for 68 yards vs. STL
(12/8/13).....	<b>Sean Weatherspoon for 71 yards at GB</b>
(9/18/14).....	Kemal Ishmael for 23 yards vs T.B.
(10/11/15).....	<b>Robert Alford for 59 yards vs Was.</b>
(9/26/16).....	<b>Deion Jones for 90 yards vs. N.O.</b>
(10/2/16).....	<b>Robert Alford for 30 yards vs. Car</b>
(12/11/16).....	<b>Deion Jones for 33 yards at L.A.</b>

*\*1982 NFC Playoffs*

## ALL-TIME 2-POINT CONVERSIONS

(10/2/94).....	Terance Mathis at LA Rams
(10/27/94).....	Terance Mathis vs. Phi.
(12/18/94).....	Andre Rison at G.B.
(10/1/95).....	Terance Mathis vs. N.E.
(11/5/95).....	Terance Mathis vs. Det.
(9/17/99).....	Terance Mathis at N.O.
(9/22/96).....	Terance Mathis vs. Phi.
(11/29/98).....	Jamal Anderson at Stl.
(10/15/00).....	Jamal Anderson at Stl.
(10/14/01).....	Shawn Jefferson vs. S.F.
(9/18/05).....	Alge Crumpler at Sea.
(10/9/05).....	Brian Finneran vs. N.E.
(11/13/05).....	Brian Finneran vs. G.B.
(1/1/06).....	Brian Finneran vs. Car.
(12/7/08).....	Michael Jenkins at N.O.
(10/24/10).....	Roddy White vs. Cin.
(11/17/13).....	Tony Gonzalez at TB
(11/9/14).....	Harry Douglas at TB
(9/27/15).....	Levine Toilolo at Dal.
(9/11/16).....	<b>Mohamed Sanu vs. T.B.</b>
(9/18/16).....	<b>Matt Ryan at Oak</b>

## ALL-TIME BLOCKED PUNT FOR TOUCHDOWN

(12/7/69).....	Ron Acks rec. in the end zone vs. N.O.
(10/3/71).....	Tom Hayes for 20 yards at Det.
(10/10/71).....	Tom Hayes for 25 yards vs. Stl.
(9/3/78).....	Tom Moriarty rec. in end zone vs. Hou.
(10/21/79).....	Rolland Lawrence for 41 yards at S.F.
(10/5/80).....	Frank Reed for 16 yards vs. Det.
(10/14/90).....	Bobby Butler for 62 yards vs. S.F.
(1/4/03).....	Artie Ulmer for 1 yd at G.B. in NFC W.C.

## ALL-TIME BLOCKED FIELD GOAL FOR TOUCHDOWN.

(10/12/95).....	Kevin Ross for 83 yards at Stl.
(10/16/05).....	Demorrio Williams for 59 yards at N.O.

## ALL-TIME KICKOFF RETURN FOR TOUCHDOWN

(9/17/67).....	Ron Smith for 99 yards at Bal.
(11/16/69).....	Mal Snider for 48 yards vs. Chi.
(12/17/78).....	Dennis Pearson for 100 yards at Stl.
(10/20/85).....	Cliff Austin for 94 yards vs. N.O.
(12/20/87).....	Sylvester Stamps for 97 yards vs. S.F.
(12/30/90).....	Keith Jones for 76 yards vs. Dal.
(10/13/91).....	Deion Sanders for 100 yards vs. S.F.
(10/13/92).....	Deion Sanders for 99 yards at Was.
(11/21/92).....	Deion Sanders for 73 yards at Buf.
(9/27/93).....	Tony Smith for 97 yards vs. Pitt.
(11/30/97).....	Byron Hanspard for 93 yards at Sea.
(12/7/97).....	Byron Hanspard for 99 yards at S.D.
(10/4/98).....	Tim Dwight for 93 yards vs. Car.
(9/10/00).....	Darrick Vaughn for 100 yards at Den.
(10/15/00).....	Darrick Vaughn for 96 yards at Stl.
(12/17/00).....	Darrick Vaughn for 88 yards at N.O.
(1/6/02).....	Darrick Vaughn for 96 yards at Stl.
(12/15/02).....	Allen Rossum for 91 yards vs. Sea.
(12/5/10).....	Eric Weems for 102 yards at T.B.
*(1/15/11).....	Eric Weems for 102 yards vs. G.B.

*\* 2010 Divisional Round Playoff Game*

## ALL-TIME PUNT RETURN FOR TOUCHDOWN

(10/25/70).....	Tom McCauley for 77 yards vs. N.O.
(12/20/70).....	John Mallory for 75 yards vs. Min.
(9/29/74).....	Gerald Tinker for 72 yards vs. N.O.
(10/23/83).....	Billy Johnson for 71 yards at NYJ
(9/10/89).....	Deion Sanders for 68 yds. vs. LA Rams
(10/28/90).....	Deion Sanders for 79 yards vs. Cin.



## ALL-TIME LISTS

(10/12/95).....	Eric Metcalf for 66 yards at Stl.
(12/12/99).....	Winslow Oliver for 58 yards at S.F.
(1/3/00).....	Tim Dwight for 70 yards vs. S.F.
(10/1/00).....	Tim Dwight for 70 yards at Phi.
(11/23/03).....	Allen Rossum for 59 yards vs. Tenn.
(10/24/04).....	Allen Rossum for 75 yards at K.C.
(11/23/08).....	Harry Douglas for 61 yards vs. Car.
(1/2/11).....	Eric Weems for 55 yards vs. Car.
(9/18/14).....	Devin Hester for 62 yards vs T.B.

# TOP PERFORMANCES

## RUSHING YARDAGE

220.....	Michael Turner vs. Det., 22 att (9/7/08)	133.....	Gerald Riggs vs. S.F., 30 att (12/2/84)
208.....	Michael Turner vs. Stl., 25 att (12/28/08)	132.....	Warrick Dunn at Car., 29 att (9/10/06)
202.....	Gerald Riggs vs. N.O., 35 att (9/2/84)	132.....	Warrick Dunn at Sea., 25 att (1/2/04)
197.....	Gerald Riggs vs. K.C., 26 att (12/8/85)	132.....	Warrick Dunn vs. Det., 30 att (12/22/02)
192.....	Erric Pegram vs. S.F., 27 att (9/19/93)	132.....	Jamal Anderson vs. N.O., 25 att (10/18/98)
188.....	Jamal Anderson at Stl., 31 att (11/29/98)	131.....	Michael Turner at Stl., 28 att (11/21/10)
180.....	Erric Pegram at Cin., 37 att (12/26/93)	131.....	Gerald Riggs vs. Det., 31 att (9/8/85)
178.....	Warrick Dunn vs. Mia., 25 att (11/9/03)	131.....	William Andrews vs. S.D., 21 att (12/2/79)
173.....	Michael Vick at Min., 10 att (12/1/02)	129.....	Jason Snelling vs. Arz., 24 att (9/19/10)
172.....	Michael Turner vs. T.B., 17 att (1/1/12)	129.....	Warrick Dunn at Pitt., 20 att (11/10/02)
172.....	Jamal Anderson vs. Stl., 22 att (11/1/98)	129.....	Gerald Riggs vs. Phi., 27 att (11/10/85)
172.....	Gerald Riggs vs. Mia., 33 att (11/30/88)	129.....	William Andrews vs. G.B., 20 att (11/27/83)
167.....	William Andrews vs. N.O., 30 att (9/2/79)	129.....	Haskel Stanback vs. N.O., 22 att (12/18/77)
166.....	Michael Turner vs. Was., 18 att (11/8/09)	129.....	Gerald Riggs vs. T.B., 28 att (9/28/86)
166.....	Michael Vick vs. N.O., 12 att (11/26/06)	128.....	Erric Pegram at LA Rams, 27 att (11/14/93)
162.....	Warrick Dunn at N.O., 23 att (11/16/03)	127.....	Michael Vick vs. T.B., 14 att (9/17/06)
162.....	Jamal Anderson vs. Stl., 20 att (11/2/97)	127.....	Gerald Riggs vs. Was., 22 att (11/3/85)
162.....	Steve Broussard vs. Was., 26 att (12/19/93)	127.....	Gerald Riggs vs. Dal., 24 att (9/27/85)
161.....	William Andrews vs. Mia., 21 att (12/10/83)	127.....	Jim Butler vs. S.F., 17 att (10/4/70)
161.....	Dave Hampton vs. L.A., 29 att (10/1/72)	126.....	<b>Devonta Freeman vs. L.A., 22 att (12/18/17)</b>
158.....	Gerald Riggs vs. N.O., 39 att (12/22/85)	126.....	Warrick Dunn vs. Min., 18 att (10/02/05)
158.....	William Andrews vs. Buf., 28 att (12/17/83)	126.....	William Andrews vs. N.E., 28 att (9/25/83)
155.....	Warrick Dunn vs. NYJ, 24 att (10/24/05)	125.....	William Andrews vs. N.E., 25 att (10/30/83)
155.....	Mike Rozier vs. Dal., 21 att (12/30/90)	125.....	John Settle vs. Den., 25 att (10/16/88)
153.....	D. Freeman vs. Was., 27 att (12/30/90)	124.....	William Andrews vs. N.E., 19 att (9/14/80)
152.....	<b>Devonta Freeman at N.O., 14 att (9/26/16)</b>	123.....	Jamal Anderson at S.F., 28 att (9/27/98)
152.....	Michael Turner vs. T.B., 32 att (12/14/08)	123.....	Erric Pegram at N.O., 34 att (10/24/93)
152.....	Jamal Anderson at Arz., 33 att (12/21/97)	123.....	Gerald Riggs vs. LA Rams, 41 att (11/17/85)
151.....	Michael Turner at N.O., 20 att (11/2/09)	123.....	Lynn Cain vs. Min., 24 att (9/7/80)
150.....	William Andrews vs. Phi., 25 att (10/2/83)	123.....	Woody Thompson vs. N.O., 24 att (11/20/77)
150.....	William Andrews vs. Det., 32 att (9/18/83)	122.....	Jamal Anderson vs. Ind., 30 att (12/6/98)
148.....	Maurice Smith vs. Dal., 27 att (11/11/01)	122.....	Michael Turner at Det., 27 att (10/23/11)
148.....	Jamal Anderson at N.O., 27 att (12/13/98)	121.....	Michael Turner vs. Cin., 23 att (10/24/10)
147.....	Jason Snelling at T.B., 25 att (1/3/10)	121.....	Michael Turner at G.B. 26 att (10/5/08)
147.....	Jamal Anderson at Det., 30 att (12/20/98)	121.....	William Andrews vs. Phi., 24 att (9/10/79)
146.....	Warrick Dunn vs. NYG, 14 att (10/15/06)	120.....	Michael Turner at S.D., 31 att (11/30/08)
145.....	Lynn Cain vs. LA Rams 35 att (10/7/84)	120.....	Craig Heyward vs. NYJ, 19 att (9/24/95)
142.....	Warrick Dunn at N.O., 23 att (10/27/02)	120.....	Gerald Riggs vs. Was., 23 att (9/20/87)
141.....	<b>Devonta Freeman at Dal., 30 att (9/27/15)</b>	120.....	Gerald Riggs vs. Hou., 25 att (9/23/84)
141.....	Michael Vick vs. Car., 14 att (12/7/03)	119.....	Jamal Anderson at Det., 25 att (11/12/00)
141.....	Gerald Riggs vs. LA Rams, 35 att (10/12/86)	119.....	William Andrews vs. Rams, 21 att (11/21/82)
140.....	Michael Turner at Cle., 19 att (10/10/10)	119.....	William Andrews vs. Rams, 21 att (10/11/81)
139.....	<b>Devonta Freeman vs. S.F., 20 att (12/18/16)</b>	119.....	Gerald Riggs vs. Dal., 30 att (12/6/87)
139.....	Michael Turner at Car., 27 att (10/16/11)	117.....	Michael Turner vs. Car., 24 att (11/23/08)
139.....	Michael Turner at Oak. 30 att (11/2/08)	117.....	Warrick Dunn vs. Arz., 20 att (9/26/04)
139.....	Gerald Riggs vs. Sea., 23 att (10/13/85)	117.....	Jamal Anderson vs. Stl., 20 att (10/34/98)
136.....	Gerald Riggs vs. S.F., 28 att (9/30/84)	117.....	Craig Heyward vs. Stl., 20 att (11/19/95)
136.....	Gerald Riggs vs. Ind., 30 att (12/7/86)	117.....	Junior Coffey vs. Cle., 17 att (10/30/66)
135.....	Dave Hampton vs. Stl., 23 att (9/21/75)	116.....	<b>Devonta Freeman at Ten., 25 att (10/25/15)</b>
134.....	Warrick Dunn vs. T.B., 21 att (9/17/06)	115.....	Michael Vick at Den., 12 att (10/31/04)
134.....	Warrick Dunn vs. Car., 28 att (12/18/04)	115.....	William Andrews vs. Stl., 20 att (11/9/80)
134.....	Gerald Riggs vs. Was., 27 att (11/5/84)	115.....	William Andrews vs. Rams, 23 att (12/14/81)
		115.....	Gerald Riggs vs. S.F., 19 att (9/18/88)
		115.....	John Settle vs. Sea., 21 att (10/2/88)

# TOP PERFORMANCES

115.....	Mike Rozier vs. T.B., 23 att (12/2/90)
114.....	Michael Turner vs. Phi., 21 att (9/18/11)
114.....	Michael Turner at N.O., 30 att (9/26/10)
114.....	Jim Butler vs. N.O., 20 att (10/24/71)
113.....	Gerald Riggs vs. Hou., 21 att (10/25/87)
112.....	Michael Turner at Car., 28 att (12/12/10)
112.....	Gerald Riggs vs. Cin., 23 att (11/15/87)
112.....	Haskel Stanback vs. T.B., 23 att (9/24/78)
111.....	Michael Turner at Car., 9 att (11/15/09)
111.....	William Andrews vs. Rams, 20 att (10/26/80)
111.....	William Andrews vs. Was., 24 att (11/30/80)
111.....	Gerald Riggs vs. Stl., 29 att (9/14/86)
110.....	Michael Turner vs. G.B., 23 att (11/28/10)
110.....	Jamal Anderson vs. NYG, 29 att (10/11/98)
110.....	Gerald Riggs vs. Chi., 30 att (11/24/85)
109.....	Michael Vick vs. Stl., 12 att (9/19/04)
109.....	Jamal Anderson vs. Car., 22 att (11/3/96)
109.....	Gerald Riggs vs. Dal., 25 att (9/21/86)
108.....	Jamal Anderson at Car., 14 att (9/1/96)
108.....	William Andrews vs. S.F., 24 att (12/19/82)
108.....	Gerald Riggs vs. Stl., 29 att (9/14/86)
107.....	Michael Turner vs. S.F., 18 att (11/7/10)
107.....	Jerious Norwood at Was., 9 att (12/3/06)
107.....	Jamal Anderson vs. K.C., 28 att (12/24/00)
107.....	Sonny Collins vs. S.F., 31 att (11/14/76)
106.....	<b>Devonta Freeman vs. Det., 21 att (9/24/17)</b>
106.....	Jerious Norwood vs. Arz., 6 att (10/1/06)
106.....	Dave Hampton vs. Den., 26 att (11/23/75)
105.....	Michael Turner vs. Car., 28 att (9/20/09)
105.....	William Andrews vs. S.F., 18 att (12/4/80)
104.....	Michael Turner vs. K.C., 23 att (9/21/08)
104.....	Jamal Anderson at N.E., 32 att (11/8/98)
104.....	Michael Vick at NYG, 15 att (11/21/04)
104.....	Bubba Bean vs. S.F., 18 att (11/19/79)
104.....	Cliff Austin vs. N.O., 27 att (9/7/86)
104.....	Steve Broussard vs. S.F., 10 att (10/13/91)
104.....	Dave Hampton vs. N.O., 19 att (9/16/73)
103.....	Michael Turner vs. Car., 13 att (9/30/12)
103.....	Warrick Dunn vs. Oak., 25 att (12/12/04)
103.....	Jamal Anderson vs. Mia., 18 att (12/27/98)
103.....	Jamal Anderson at Det., 16 att (10/6/96)
103.....	Art Malone vs. Rams, 18 att (10/1/72)
102.....	Michael Turner vs. Dal., 20 att (11/4/12)
102.....	Byron Hanspard vs. Arz., 26 att (12/26/99)
102.....	Craig Heyward at N.O., 25 att (9/17/95)
102.....	Lynn Cain vs. Det., 20 att (10/5/80)
102.....	John Settle vs. N.O., 10 att (9/11/88)
102.....	Mike Rozier vs. Rams, 21 att (12/23/90)
101.....	Michael Vick vs. Arz., 11 att (10/1/06)
101.....	Warrick Dunn vs. Sea., 20 att (12/15/02)
101.....	William Andrews vs. Phi., 18 att (12/7/80)
101.....	William Andrews vs. Hou., 25 att (11/19/81)
101.....	Dave Hampton vs. N.O., 25 att (10/5/75)
101.....	Steve Broussard vs. S.D., 20 att (9/15/91)

101.....	Steven Jackson vs. Ari., 18 att (9/30/14)
100.....	<b>Devonta Freeman at N.O., 13 att (10/15/15)</b>
100.....	Michael Turner vs. Ten., 21 att (11/20/11)
100.....	Michael Turner at Chi., 10 att (9/11/11)
100.....	Warrick Dunn at N.O., 22 att (10/16/05)
100.....	T. J. Duckett at Car., 14 att (9/28/030)
100.....	Jamal Anderson vs. S.F., 31 att (11/15/98)
100.....	Sonny Collins vs. Sea., 17 att (11/7/76)
100.....	William Andrews vs. S.F., 21 att (9/28/80)
100.....	Warrick Dunn vs. S.F., 27 att (11/4/07)

## RECEIVING YARDAGE

300.....	<b>Julio Jones vs. Car., 12 rec (10/02/16)</b>
259.....	<b>Julio Jones at G.B., 11 rec (12/8/14)</b>
253.....	<b>Julio Jones at T.B., 12 rec (11/26/17)</b>
210.....	Roddy White at S.F., 8 rec (10/11/09)
201.....	Roddy White vs. Cin., 11 rec (10/24/10)
198.....	Terance Mathis at N.O., 6 rec (12/13/98)
193.....	Andre Rison at Det., 14 rec (9/4/94)
193.....	Alfred Jackson vs. S.F., 11 rec (12/2/84)
190.....	Michael Haynes vs. Was., 6 rec (12/17/89)
190.....	Ken Burrow vs. Det., 6 rec (10/3/71)
190.....	Ken Burrow vs. S.F., 8 rec (12/19/71)
189.....	<b>Julio Jones vs. Ari., 10 rec (11/30/14)</b>
187.....	Michael Haynes vs. N.O., 6 rec (11/24/91)
184.....	Terance Mathis vs. Rams, 10 rec (11/19/95)
182.....	<b>Julio Jones vs. STL 11 rec (9/15/13)</b>
182.....	Quentin McCord vs. Det., 7 rec (12/22/02)
182.....	Michael Haynes vs. N.O., 7 rec (9/12/93)
179.....	Alfred Jenkins vs. N.O., 5 rec (11/1/81)
178.....	<b>Julio Jones vs. Car., 9 rec (12/17/15)</b>
177.....	Andre Rison vs. Chi., 10 rec (9/27/92)
174.....	<b>Julio Jones vs. S.D., 9 rec (20/23/16)</b>
173.....	Bert Emanuel vs. Rams, 9 rec (12/15/96)
172.....	Andre Rison vs. S.F., 9 rec (10/14/90)
169.....	Roddy White vs. Car., 8 rec (9/30/12)
169.....	Stacey Bailey vs. Dal., 4 rec (9/25/88)
168.....	Peerless Price vs. Min., 12 rec (10/5/03)
166.....	Terance Mathis at Pitt., 12 rec (10/25/99)
164.....	<b>Julio Jones at Car., 12 rec (9/27/15)</b>
164.....	Roddy White at N.O., 10 rec (12/7/08)
164.....	Ken Burrow vs. S.F., 5 rec (10/28/73)
163.....	Terance Mathis at Den., 8 rec (11/20/94)
162.....	<b>Julio Jones vs. T.B., 12 rec (11/1/15)</b>
162.....	Tim Dwight vs. S.F., 7 rec (1/3/00)
161.....	Andre Rison vs. Rams, 5 rec (10/21/90)
161.....	<b>Julio Jones vs. T.B., 9 rec (9/18/14)</b>
160.....	<b>Julio Jones vs. Ind., 9 rec (11/22/15)</b>
159.....	Stacey Bailey vs. Was., 9 rec (12/4/83)
158.....	Stacey Bailey vs. Rams, 7 rec (10/7/84)
155.....	Eric Metcalf at N.O., 11 rec (9/17/95)

# TOP PERFORMANCES

154.....	Andre Rison vs. N.O., 10 rec (10/7/90)	128.....	George Thomas vs. Min., 7 rec (9/8/91)
153.....	Roddy White at Det., 8 rec (12/22/12)	128.....	Andre Rison vs. S.F., 11 rec (9/23/90)
153.....	Billy Johnson vs. N.O., 11 rec (10/20/85)	127.....	Roddy White at N.O., 11 rec (12/26/11)
153.....	Wallace Francis vs. NYG, 7 rec (10/1/78)	<b>127.....</b>	<b>Julio Jones at Sea, 11 rec (10/2/11)</b>
152.....	Alfred Jenkins vs. Was., 7 rec (9/25/77)	127.....	Roddy White vs. Car., 7 rec (9/23/07)
<b>149.....</b>	<b>Julio Jones at N.O., 7 rec (12/24/17)</b>	126.....	Shawn Collins vs. G.B., 5 rec (10/1/89)
149.....	Harry Douglas vs. TB, 7 rec (10/20/13)	125.....	Terance Mathis at N.O., 10 rec (9/13/94)
149.....	Tony Gonzalez vs. NE 12 rec (9/29/13)	124.....	Terance Mathis vs. Phi., 10 rec (11/27/94)
148.....	Shawn Jefferson vs. S.F., 7 rec (9/3/00)	124.....	Andre Rison vs. G.B., 8 rec (12/1/91)
148.....	Wallace Francis vs. S.F., 4 rec (12/14/80)	123.....	Roddy White vs. Arz., 8 rec (11/18/12)
148.....	Michael Haynes vs. Dal., 5 rec (12/22/91)	<b>123.....</b>	<b>Julio Jones at Phi, 5 rec (10/28/12)</b>
<b>147.....</b>	<b>Julio Jones at T.B., 6 rec (11/25/12)</b>	123.....	Tony Gonzalez at Wsh., 13 rec (10/7/12)
147.....	Andre Rison vs. T.B., 11 rec (12/31/93)	123.....	Terance Mathis at Car., 4 rec (9/1/96)
147.....	Alfred Jenkins vs. S.F., 7 rec (12/14/75)	123.....	Terance Mathis vs. K.C., 8 rec (9/18/94)
147.....	Roddy White vs. Ten., 7 rec (11/20/11)	123.....	Andre Rison vs. Rams, 12 rec (9/11/94)
146.....	Roddy White at Stl., 10 rec (12/2/07)	123.....	Alfred Jackson vs. Det., 5 rec (9/18/83)
146.....	Floyd Dixon vs. Phi., 8 rec (10/5/86)	122.....	Tony Gonzalez at N.O. 11 rec (11/11/12)
144.....	Alex Hawkins vs. Phi., 8 rec (9/18/66)	122.....	Eric Metcalf at Cin., 9 rec (12/24/96)
143.....	Roddy White at Buf., 10 rec (12/1/13)	122.....	Alfred Jenkins vs. Rams, 7 rec (11/5/72)
143.....	Jim Mitchell vs. LA Rams, 4 rec (9/26/71)	121.....	Harry Douglas at ARZ, 12 rec (10/27/13)
<b>141.....</b>	<b>Julio Jones vs. Phi., 9 rec (9/14/15)</b>	121.....	Bert Emanuel at T.B., 9 rec (10/22/95)
141.....	Roddy White at SF, 12 rec (12/23/13)	120.....	Andre Rison vs. Rams, 5 rec (11/14/93)
141.....	Roddy White at Arz., 12 rec (12/23/07)	120.....	Wes Chesson vs. Rams, 7 rec (11/5/72)
140.....	Roddy White at T.B., 9 rec (9/25/11)	120.....	Paul Flatley vs. Phi., 4 rec (12/14/69)
140.....	Tony Martin vs. Ind., 7 rec (12/6/98)	120.....	Roddy White vs. Min., 10 rec (11/27/11)
140.....	Stacey Bailey vs. Phi., 8 rec (9/16/84)	<b>119.....</b>	<b>Julio Jones at T.B., 8 rec (11/9/14)</b>
<b>139.....</b>	<b>Julio Jones at Sea, 7 rec (10/16/16)</b>	119.....	Roddy White vs. K.C., 5 rec (9/21/08)
139.....	Roddy White vs. Buf., 8 rec (12/27/09)	119.....	Charlie Brown vs. N.O., 7 rec (9/7/86)
138.....	Roddy White vs. Bal., 12 rec (11/11/10)	<b>118.....</b>	<b>Julio Jones at Car, 6 rec (11/5/17)</b>
138.....	Wallace Francis vs. Den., 8 rec (9/16/79)	<b>118.....</b>	<b>Julio Jones at Jax, 9 rec (12/20/15)</b>
<b>137.....</b>	<b>Julio Jones at S.F., 10 rec (11/8/15)</b>	118.....	Roddy White vs. Dal. 7 rec (11/4/12)
136.....	Bert Emanuel vs. Arz., 4 rec (12/24/94)	118.....	Alge Crumpler vs. T.B., 4 rec (11/14/04)
136.....	Billy Johnson vs. Raid., 6 rec (12/1/85)	118.....	Andre Rison at N.O., 8 rec (11/13/94)
136.....	Alfred Jenkins vs. Cle., 6 rec (9/27/81)	117.....	Roddy White at Car., 9 rec (12/9/12)
136.....	Alfred Jenkins vs. Mia., 4 rec (9/21/80)	117.....	Alge Crumpler vs. Pitt., 4 rec (10/22/06)
<b>135.....</b>	<b>Julio Jones at Phi, 135 rec (11/13/16)</b>	117.....	Terance Mathis at N.E., 8 rec (11/8/98)
<b>135.....</b>	<b>Julio Jones at NYG, 13 rec (9/20/15)</b>	117.....	Junior Miller vs. N.E., 8 rec (9/14/80)
135.....	Roddy White vs. Jax., 10 rec (12/15/11)	116.....	Harry Douglas vs. Ari., 9 rec (11/30/14)
134.....	Harry Douglas at TB, 6 rec. (11/17/13)	<b>116.....</b>	<b>Julio Jones vs N.O., 7 rec (9/7/14)</b>
134.....	Alfred Jenkins vs. S.F., 7 rec (11/8/81)	116.....	Tony Martin vs. N.O., 7 rec (10/18/98)
133.....	Harry Douglas vs. N.O., 8 rec (11/13/11)	116.....	Bert Emanuel vs. Min., 9 rec (9/8/96)
<b>132.....</b>	<b>Tevin Coleman at Den., 4 rec (10/09/16)</b>	116.....	Billy Johnson vs. Det., 8 rec (9/9/84)
132.....	Roddy White at G.B., 8 rec (10/5/08)	<b>115.....</b>	<b>Julio Jones at Mia, 9 rec (9/22/13)</b>
132.....	William Andrews vs. Stl., 8 rec (10/18/81)	<b>115.....</b>	<b>Julio Jones at T.B., 6 rec (9/25/11)</b>
131.....	Harry Douglas vs Pitt., 10 rec (12/14/14)	115.....	Aubrey Matthews vs. Stl., 7 rec (11/29/87)
<b>131.....</b>	<b>Julio Jones at Ind., 3 rec (11/6/11)</b>	114.....	Roddy White at N.O., 7 rec (11/11/12)
131.....	Shawn Jefferson at Pitt., 9 rec (11/10/02)	114.....	Brian Finneran at Min., 5 rec (12/1/02)
131.....	Alfred Jenkins vs. N.O., 7 rec (9/2/79)	113.....	Julio Jones vs. K.C., 7 rec (12/4/16)
130.....	Terance Mathis at S.F., 7 rec (9/27/98)	113.....	Roddy White at Phi., 8 rec (10/21/08)
<b>129.....</b>	<b>Julio Jones vs. Dal., 5 rec (11/4/12)</b>	113.....	Alfred Jackson vs. S.F., 4 rec (11/22/78)
129.....	Warrick Dunn vs. Ten., 9 rec (11/23/03)	113.....	Michael Haynes vs. T.B., 5 rec (12/13/92)
129.....	Alfred Jenkins vs. Den., 5 rec (9/16/79)	113.....	Paul Flatley vs. Rams, 6 rec (9/28/69)
<b>128.....</b>	<b>Julio Jones at N.O., 8 rec (12/26/11)</b>	112.....	Roddy White at S.D., 6 rec (11/30/08)
128.....	Terance Mathis at S.F., 7 rec (12/4/94)	112.....	Roddy White vs. Chi., 9 rec (10/12/08)

## TOP PERFORMANCES

112.....	Charlie Brown vs. NYJ, 6 rec (11/9/86)	104.....	Roddy White vs. Ind., 6 rec (11/22/07)
112.....	Michael Haynes vs. Rams, 6 rec (12/8/91)	104.....	Roddy White vs. Dal., 3 rec (12/16/06)
111.....	Aldrick Robinson vs. S.F., 4 rec (12/18/16)	104.....	Alge Crumpler vs. Det., 4 rec (11/24/05)
111.....	<b>Julio Jones vs. T.B., 8 rec (11/03/16)</b>	104.....	Brian Finneran at Car., 5 rec (11/24/02)
111.....	Roddy White at Pitt., 13 rec (9/12/10)	104.....	Bert Emanuel at N.O., 6 rec (9/17/95)
111.....	Jim Mitchell vs. N.O., 7 rec (9/16/73)	104.....	Bert Emanuel vs. Det., 7 rec (11/5/95)
110.....	Tony Gonzalez at N.O., 8 rec (9/26/10)	104.....	Billy Johnson vs. S.F., 6 rec (11/20/83)
110.....	Roddy White at N.O., 8 rec (10/21/07)	103.....	L. Hankerson vs. Hou., 6 rec (10/4/15)
110.....	Billy Johnson vs. Den., 7 rec (9/22/85)	103.....	Jacob Tammie vs. T.B., 10 rec (11/1/15)
110.....	Paul Gibson vs. Rams, 5 rec (11/22/70)	103.....	Brian Finneran vs. N.E., 5 rec (10/9/05)
110.....	Lynn Cain vs. Oak., 6 rec (10/24/79)	103.....	Alge Crumpler vs. N.O., 4 rec (11/28/04)
110.....	Charlie Brown vs. T.B., 7 rec (9/28/86)	102.....	Roddy White vs. Den., 8 rec (9/17/12)
110.....	Michael Haynes vs. Rams, 4 rec (10/27/91)	102.....	Roddy White vs. Den., 5 rec (11/16/08)
109.....	Shawn Jefferson at Oak., 7 rec (11/26/00)	102.....	Tim Dwight at Car., 5 rec (11/28/99)
109.....	Tony Martin at N.O., 8 rec (12/13/98)	102.....	Terance Mathis at Car., 8 rec (12/17/95)
109.....	Bert Emanuel at Rams, 4 rec (11/10/96)	102.....	Stacey Bailey vs. Min., 4 rec (9/16/84)
109.....	Stacey Bailey vs. N.O., 7 rec (10/9/83)	102.....	Alfred Jenkins vs. N.O., 4 rec (11/2/75)
109.....	Milton Barney vs. Rams, 6 rec (10/18/87)	102.....	Alfred Jenkins vs. Hou., 5 rec (10/28/76)
109.....	Alfred Jackson vs. Pitt., 5 rec (11/15/81)	102.....	Alfred Jenkins vs. Stl., 5 rec (12/17/78)
109.....	Jim Mitchell vs. Rams, 7 rec (12/1/74)	101.....	Roddy White at Cle., 5 rec (10/10/10)
108.....	<b>Julio Jones vs. GB 5 rec (9/17/17)</b>	101.....	Terance Mathis at Dal., 5 rec (10/20/96)
108.....	<b>Julio Jones vs. NE 6 rec (9/29/13)</b>	101.....	Paul Flatley vs. Bal., 3 rec (10/5/69)
108.....	<b>Julio Jones at K.C. 6 rec (9/9/12)</b>	101.....	Alfred Jenkins vs. G.B., 6 rec (12/12/76)
108.....	Roddy White at N.O., 4 rec (11/2/09)	101.....	Alfred Jenkins vs. Stl., 4 rec (10/18/81)
108.....	Roddy White vs. T.B., 4 rec (11/20/05)	101.....	Michael Haynes vs. Dal., 5 rec (12/21/92)
108.....	Maurice Smith at Arz., 2 rec (9/30/01)	100.....	Roddy White at Buf., 9 rec (10/19/14)
108.....	Bert Emanuel vs. Stl., 6 rec (11/2/97)	100.....	Tony Gonzalez at Hou., 7 rec (12/4/11)
108.....	Wallace Francis vs. Rams, 10 rec (12/9/79)	100.....	Trevor Gaylor vs. N.O., 3 rec (11/17/02)
108.....	Arthur Cox vs. NYJ, 4 rec (11/9/86)	100.....	Tony Martin vs. Chi., 6 rec (11/22/98)
107.....	<b>Julio Jones at N.O., 7 rec (12/21/14)</b>	100.....	Bert Emanuel at Buf., 6 rec (11/12/95)
107.....	Terance Mathis at Car., 8 rec (10/26/97)	100.....	Andre Rison vs. Cle., 6 rec (12/16/90)
107.....	Andre Rison vs. S.F., 6 rec (12/11/93)	100.....	Andre Rison vs. Mia., 7 rec (10/11/92)
107.....	Drew Hill vs. Rams, 8 rec (12/27/92)		
107.....	Billy Ryckman vs. Chi., 8 rec (11/19/78)		
106.....	<b>Julio Jones at Oak., 5 rec (9/18/16)</b>		
106.....	Andre Rison vs. Det., 6 rec (9/5/93)		
106.....	Stacey Bailey vs. Phi., 7 rec (10/2/83)		
106.....	Stacey Bailey vs. Rams, 6 rec (10/16/83)		
106.....	William Andrews vs. Den., 3 rec (12/5/82)		
106.....	Alfred Jenkins vs. Oak., 4 rec (11/30/75)		
106.....	Alfred Jenkins vs. Den., 6 rec (11/23/75)		
106.....	John Settles vs. S.D., 10 rec (11/13/88)		
106.....	Eric Metcalf at T.B., 4 rec (10/22/95)		
105.....	Julio Jones at N.Y.G., 11 rec (10/5/14)		
105.....	Tony Martin vs. Mia., 3 rec (12/27/98)		
105.....	Floyd Dixon vs. Was., 5 rec (9/20/87)		
105.....	Alfred Jenkins vs. NYG, 6 rec (11/11/79)		
105.....	Harmon Wages vs. N.O., 3 rec (12/7/69)		
105.....	Michael Haynes vs. Was., 2 rec (11/10/91)		
105.....	Mike Pritchard vs. Dal., 5 rec (12/21/92)		
104.....	Roddy White vs. Car., 8 rec (12/28/14)		
104.....	<b>Julio Jones at Car., 3 rec (12/11/11)</b>		
104.....	Roddy White vs. S.F., 7 rec (10/3/10)		
104.....	Roddy White vs. Phi., 9 rec (12/6/09)		

## PASSING YARDAGE

503.....	<b>Matt Ryan vs. Car., 28-of-37 (10/02/16)</b>
448.....	<b>Matt Ryan vs. NE, 31-of-43 (9/7/14)</b>
431.....	Chris Chandler vs. Buf., 28-of-40 (12/23/01)
421.....	<b>Matt Ryan vs. NE, 34-of-54 (9/29/13)</b>
416.....	Steve Bartkowski vs. Pitt., 33-of-50 (11/15/81)
411.....	<b>Matt Ryan at N.O., 34-of-52 (11/11/12)</b>
397.....	<b>Matt Ryan vs. T.B., 37-of-45 (11/1/15)</b>
396.....	<b>Matt Ryan Oak., 23-of-34 (9/18/16)</b>
386.....	Jeff George at N.O., 27-of-39 (9/17/95)
378.....	Steve Bartkowski vs. Stl., 31-of-47 (11/9/80)
375.....	<b>Matt Ryan vs. NE, 24-of-39 (12/8/14)</b>
375.....	Steve Bartkowski vs. Raid., 36-of-54 (9/19/82)
374.....	<b>Matt Ryan vs. Stl, 33-of-43 (9/15/13)</b>
374.....	Wade Wilson vs. Rams, 31-of-47 (12/27/92)
373.....	<b>Matt Ryan at N.O., 34-of-52 (12/26/11)</b>
371.....	Steve Bartkowski vs. Hou., 18-of-25 (11/29/81)
369.....	<b>Matt Ryan at Car., 25-of-40 (9/30/12)</b>

## TOP PERFORMANCES

366.....	Steve Bartkowski vs. Det., 24-of-34 (9/18/83)
366.....	Chris Miller vs. N.O., 23-of-44 (10/7/90)
364.....	Jeff George vs. Phi., 26-of-46 (11/27/94)
363.....	<b>Matt Ryan at NYG, 30-of-46 (9/20/15)</b>
363.....	Bobby Hebert vs. Rams, 28-of-49 (12/15/96)
362.....	Jeff George vs. Det., 31-of-40 (12/5/95)
361.....	<b>Matt Ryan vs. NE, 30-of-41 (11/30/14)</b>
361.....	J. Harrington vs. Car., 31-of-44 (9/23/07)
353.....	<b>Matt Ryan at T.B., 26-of-32 (11/25/12)</b>
352.....	Doug Johnson vs. Min., 30-of-48 (9/27/92)
352.....	Chris Chandler at G.B., 29-of-50 (11/18/01)
352.....	Jeff George vs. Rams, 20-of-34 (11/19/95)
351.....	<b>Matt Ryan vs. N.O., 29-of-52 (11/13/11)</b>
351.....	Chris Miller vs. Chi., 30-of-48 (9/27/92)
350.....	Dave Archer vs. NYJ, 21-of-36 (11/9/86)
348.....	<b>Matt Ryan at SF, 37-of-48 (12/23/13)</b>
345.....	<b>Matt Ryan at Wash., 34-of-52 (10/7/12)</b>
345.....	Chris Chandler vs. Det., 19-of-28 (12/13/98)
344.....	<b>Matt Ryan T.B., 25-of-34 (11/03/16)</b>
342.....	<b>Matt Ryan at Car., 34-of-49 (12/9/12)</b>
342.....	<b>Matt Ryan vs. Dal., 24-of-34 (11/4/12)</b>
340.....	Wade Wilson vs. Dal., 18-of-36 (9/21/92)
340.....	Chris Miller vs. Rams, 28-of-39 (10/8/89)
337.....	Michael Vick vs. Det., 20-of-38 (12/22/02)
337.....	Chris Miller vs. S.F., 25-of-41 (9/23/90)
335.....	<b>Matt Ryan vs. Sea., 27-of-42 (10/16/16)</b>
335.....	Erik Kramer vs. Rams, 27-of-46 (10/18/87)
334.....	<b>Matt Ryan vs. T.B., 27-of-39 (9/11/16)</b>
334.....	Chris Miller vs. Det., 37-of-66 (12/24/89)
332.....	Steve Bartkowski vs. Mia., 18-of-36 (9/21/80)
331.....	<b>Matt Ryan vs. N.O., 27-of-36 (1/1/17)</b>
330.....	<b>Matt Ryan at T.B., 26-of-47 (9/25/11)</b>
329.....	<b>Matt Ryan at S.F., 22-of-32 (10/11/09)</b>
328.....	Jeff George at N.O., 29-of-49 (11/13/94)
326.....	Steve Bartkowski vs. Den., 20-of-29 (9/16/79)
325.....	Chris Miller vs. Dal., 19-of-39 (12/22/91)
324.....	Wade Wilson vs. T.B., 19-of-26 (12/13/92)
322.....	<b>Matt Ryan vs. NE, 30-of-40 (12/21/14)</b>
321.....	<b>Matt Ryan at Chi., 21-of-30 (9/10/17)</b>
320.....	<b>Matt Ryan at Car., 22-of-38 (12/11/11)</b>
319.....	<b>Matt Ryan vs. NYJ, 36-of-45 (10/7/13)</b>
319.....	<b>Matt Ryan at Chi., 31-of-47 (9/11/11)</b>
317.....	<b>Matt Ryan vs. T.B., 26-of-35 (11/26/17)</b>
317.....	<b>Matt Ryan vs. Car, 28-of-45 (12/31/17)</b>
317.....	Bobby Hebert vs. Hou., 30-of-52 (12/5/93)
316.....	<b>Matt Ryan vs. NE, 29-of-45 (10/5/14)</b>
316.....	<b>Matt Ryan vs. Ten., 22-of-32 (11/20/11)</b>
316.....	<b>Matt Ryan vs. Bal., 32-of-50 (11/11/10)</b>
315.....	<b>Matt Ryan at N.O., 24-of-33 (12/7/08)</b>
315.....	Chris Chandler at Car., 24-of-42 (11/28/99)
315.....	Chris Redman at Arz., 28-of-42 (12/23/07)
315.....	Bobby Hebert vs. Dal., 24-of-32 (11/21/93)
313.....	<b>Matt Ryan at Car, 24-of-38 (11/5/17)</b>
313.....	Steve Bartkowski vs. NYJ, 25-of-36 (10/23/83)

312.....	Steve Bartkowski vs. N.O., 22-of-38 (9/2/79)
311.....	<b>Matt Ryan at Buf, 28-of-47 (12/1/13)</b>
311.....	Steve Bartkowski vs. NYG, 24-of-28 (10/25/81)
310.....	<b>Matt Ryan vs. NE, 26-of-37 (12/14/14)</b>
310.....	Jeff George at Car., 29-of-53 (12/17/95)
310.....	Chris Miller vs. Was., 17-of-35 (12/18/89)
309.....	Bob Berry vs. Det., 13-of-23 (10/3/71)
306.....	<b>Matt Ryan vs. Car., 23-of-30 (12/27/15)</b>
306.....	Michael Vick vs. T.B., 21-of-38 (11/20/05)
306.....	Chris Chandler vs. S.F., 19-of-37 (11/3/00)
305.....	Steve Bartkowski vs. S.F., 19-of-37 (12/14/75)
304.....	<b>Matt Ryan at NO, 25-of-38 (9/8/13)</b>
304.....	Bobby Hebert at Cin., 23-of-40 (11/24/96)
304.....	<b>Matt Ryan at Arz, 30-of-45 (11/8/15)</b>
303.....	Chris Redman vs. N.O., 23-of-34 (12/13/09)
303.....	Mike Morosi vs. G.B., 22-of-35 (11/27/83)
302.....	Bob Berry vs. G.B., 28-of-44 (9/27/70)
301.....	<b>Matt Ryan at Arz, 34-of-61 (10/27/13)</b>
301.....	<b>Matt Ryan vs. Arz., 28-of-46 (11/18/12)</b>
301.....	<b>Matt Ryan vs. Chi., 22-of-30 (10/12/08)</b>
301.....	Bob Berry vs. Rams, 15-of-22 (9/26/71)
301.....	Steve Bartkowski vs. S.F., 28-of-39 (11/20/83)
300.....	Chris Miller vs. Min., 27-of-41 (9/8/91)

## LONGEST PUNTS (65+ YARDS)

75.....	Harold Alexander vs. Chi. (10/3/93)
75.....	John James vs. Oak. (11/30/75)
72.....	John James vs. N.O. (9/16/73)
71.....	Rick Donnelly vs. NYJ (11/9/86)
70.....	Michael Koenen at Car. (11/15/09)
70.....	Billy Lothridge vs. Cle. (10/27/68)
69.....	<b>Matt Boshier at NYG (9/20/15)</b>
68.....	<b>Matt Boshier at Den. (10/9/16)</b>
68.....	Rick Donnelly vs. Was. (11/3/85)
68.....	Rick Donnelly vs. Phi. (10/5/86)
67.....	Michael Koenen at Sea. (9/18/05)
67.....	John James vs. N.O. (10/31/76)
66.....	<b>Matt Boshier vs. L.A. (12/11/16)</b>
66.....	<b>Matt Boshier vs. N.O. (9/7/14)</b>
65.....	Michael Koenen at Cin. (10/29/06)
65.....	Rick Donnelly vs. Chi. (11/16/86)
65.....	Scott Fulhage vs. N.E. (10/15/89)

## LONGEST RUNS FROM SCRIMMAGE (50+ YARDS)

90t.....	Warrick Dunn vs. NYG (10/15/06)
81t.....	Michael Turner vs. T.B. (1/1/12)
78t.....	Jerious Norwood vs. Arz. (10/1/06)
75.....	<b>Devonta Freeman vs. Cle. (1/1/17)</b>

## TOP PERFORMANCES

77	Byron Hanspard vs. Oak. (9/14/97)
70	Michael Turner vs. Stl. (12/28/08)
69t	Jerious Norwood at Was. (12/3/06)
69t	Warrick Dunn vs. N.O. (10/19/03)
67t	Jerious Norwood vs. NYG (10/15/07)
67	Mike Rozier vs. T.B. (12/30/90)
66t	Michael Turner at Det. (9/7/08)
66t	Harmon Wages vs. N.O. (12/7/69)
65	Warrick Dunn vs. NYJ (10/24/05)
65	Ernie Wheelwright vs. Rams (9/11/66)
62	John Settle vs. N.O. (9/11/88)
61	Michael Turner vs. Phi (9/18/11)
60t	Jim Butler vs. Det. (12/8/68)
60t	Bubba Bean vs. T.B. (11/4/79)
60	Warrick Dunn vs. Arz. (9/26/04)
59	Warrick Dunn at Buf. (9/25/05)
59t	Warrick Dunn at Pitt. (11/10/02)
58t	Michael Turner vs. Arz. (11/8/09)
58	Michael Vick vs. Arz. (9/26/04)
58	Maurice Smith vs. N.E. (11/4/01)
57	Byron Hanspard vs. Den. (9/28/97)
57	Gerald Riggs vs. N.O. (9/2/84)
56	Warrick Dunn at N.O. (10/27/02)
56	Dave Hampton vs. Rams (10/1/72)
55	<b>Tevin Coleman at Car. (12/24/16)</b>
55	Michael Turner at Cle. (10/10/10)
55	T.J. Duckett vs. Min. (10/5/03)
55t	Haskel Stanback vs. Det. (9/23/79)
54	Warrick Dunn at N.O. (11/30/03)
53	Michael Turner at Chi. (9/11/11)
53	Bob Christian at Car. (11/25/01)
53	Byron Hanspard vs. Phi. (12/14/97)
51	Michael Vick vs. N.O. (11/26/06)
50	Steven Jackson at NO (9/8/13)
50	Michael Turner at Det (10/23/11)
50	Gerald Riggs vs. K.C. (12/8/85)
50t	Steve Broussard vs. Cin. (10/28/90)

## LONGEST PASS COMPLETIONS (75+ YARDS)

98t	Bobby Hebert to Michael Haynes vs. N.O. (10/12/93)
94t	Chris Chandler to Jamal Anderson vs. Car (9/23/01)
90t	<b>Matt Ryan to Roddy White at S.F. (10/11/09)</b>
89t	Chris Miller to Michael Haynes vs. Was (9/13/92)
88t	<b>Matt Ryan to Austin Hooper at Chi. (9/10/17)</b>
88t	Bob Berry to Harmon Wages vs. N.O. (12/7/69)
86t	Doug Johnson to Warrick Dunn vs. Ten. (11/23/03)
86t	Steve Bartkowski to William Andrews vs. Den. (12/5/82)
85t	Jeff George to Bert Emanuel vs. Arz. (12/24/94)
84	Bob Berry to Ken Burrow vs. N.O. (12/19/71)
82t	Randy Johnson to Ray Ogden vs. S.F. (12/10/67)

81t	<b>Matt Ryan to Julio Jones vs. Stl (9/15/13)</b>
81	Jeff George to Terance Mathis at S.F. (12/4/94)
81t	Steve Bartkowski to Wallace Francis vs. S.F. (12/14/80)
80t	<b>Matt Ryan to Harry Douglas at TB (11/17/13)</b>
80t	<b>Matt Ryan to Julio Jones at T.B. (11/25/12)</b>
80t	<b>Matt Ryan to Julio Jones at Ind (11/6/11)</b>
80t	Chris Miller to Michael Haynes vs. N.O. (11/24/91)
79t	<b>Matt Ryan to Julio Jones at G.B. (12/8/14)</b>
79t	Chris Chandler to Maurice Smith at Arz. (9/30/01)
78t	Chris Chandler to Terance Mathis vs. S.F. (11/15/98)
75t	<b>Matt Ryan to Taylor Gabriel at Phi. (11/13/16)</b>
76t	Steve Bartkowski to Floyd Hodge vs. S.F. (9/25/83)
75t	<b>Matt Ryan to Julio Jones vs. Car. (10/2/16)</b>
75t	<b>Matt Ryan to Julio Jones at Car. (12/11/11)</b>
75t	Tom Moore to Tommy McDonald vs. Bal. (11/12/67)
75t	Chris Miller to Andre Rison vs. S.F. (10/14/90)
75t	Billy Joe Tolliver to Michael Haynes vs. Was. (11/10/91)

## LONGEST FIELD GOALS (50+ YARDS)

59	<b>Matt Bryant vs. K.C. (12/4/16)</b>
59	Morten Andersen vs. S.F. (12/24/95)
58	Michael Koenen vs. N.E. (10/9/05)
57	<b>Matt Bryant at T.B. (12/18/17)</b>
56	<b>Matt Bryant vs. Car. (12/31/17)</b>
55	<b>Matt Bryant vs. N.O. (11/29/12)</b>
55	<b>Matt Bryant vs. Oak. (10/14/12)</b>
55	Jay Feely, at Arz. (9/30/01)
55	Morten Andersen at N.O. (10/12/97)
55	Morten Andersen vs. N.O. (12/10/95)
54	<b>Matt Bryant vs. Chi. (10/12/14)</b>
54	Shayne Graham vs. Car. (12/27/15)
54	Morten Andersen at Dal. (10/20/96)
54	Morten Andersen vs. N.E. (10/1/95)
54	Norm Johnson vs. Det. (9/5/93)
54	Norm Johnson vs. NYJ (9/6/92)
54	Norm Johnson vs. N.E. (11/29/92)
54	Paul McFadden vs. Buf. (11/5/89)
53	<b>Matt Bryant vs. GB. (9/17/17)</b>
53	<b>Matt Bryant at Car. (11/5/17)</b>
53	<b>Matt Bryant vs. Car. (10/2/16)</b>
53	<b>Matt Bryant vs. Cle. (11/23/14)</b>
53	<b>Matt Bryant vs. Sea (11/10/13)</b>
53	<b>Matt Bryant at Wsh. (10/7/12)</b>
53	Morten Andersen at NYJ (10/25/98)
53	Greg Davis vs. Phi. (11/18/90)
54	Shayne Graham at T.B. (12/6/15)
52	<b>Matt Bryant vs. N.O. (12/7/17)</b>
52	<b>Matt Bryant vs. Chi. (10/12/14)</b>
52	<b>Matt Bryant vs. N.O. (9/7/14)</b>
52	<b>Matt Bryant at Mia (9/22/13)</b>
52	Jay Feely, at G.B. (9/8/02)

## TOP PERFORMANCES

52.....	Jay Feely, vs. Buf. (12/23/01)
52.....	Morten Andersen vs. S.F. (12/24/95)
52.....	Norm Johnson vs. Mia. (10/11/92)
52.....	Greg Davis vs. G.B. (11/6/88)
52.....	Mick Luckhurst vs. Sea. (10/13/85)
52.....	Mick Luckhurst vs. Rams (10/7/84)
52.....	Nick Mike-Mayer vs. S.F. (10/28/73)
51.....	<b>Matt Bryant at Car. (12/24/16)</b>
51.....	<b>Matt Bryant vs. N.O. (9/7/14)</b>
51.....	<b>Matt Bryant vs. Mia. (10/15/13)</b>
51.....	<b>Matt Bryant vs. Arz. (11/18/12)</b>
51.....	<b>Matt Bryant at N.O. (12/26/11)</b>
50.....	<b>Matt Bryant vs. Dal. (11/12/17)</b>
50.....	<b>Matt Bryant vs. Wsh (12/15/13)</b>
50.....	<b>Matt Bryant vs. S.F. (12/18/16)</b>
50.....	<b>Matt Bryant vs. at T.B. (11/3/16)</b>
50.....	<b>Matt Bryant at N.O. (12/21/14)</b>
50.....	<b>Matt Bryant at G.B. (12/8/14)</b>
50.....	<b>Matt Bryant at Sea (10/2/11)</b>

### LONGEST INTERCEPTION RETURNS (60+ YARDS)

101t.....	Tom Pridemore vs. S.F. (9/20/81)
95t.....	Chevis Jackson vs. N.O. (11/9/08)
90t.....	<b>Deion Jones at N.O. (9/26/16)</b>
90t.....	Ken Reaves vs. LA Rams (10/20/68)
87t.....	Rolland Lawrence vs. Oak. (11/30/75)
85.....	Aaron Beasley at S.F. (9/12/04)
82t.....	Deion Sanders vs. Hou. (9/9/90)
81t.....	Rolland Lawrence vs. S.D. (10/21/73)
79t.....	Asante Samuel vs. Oak. (10/14/12)
77t.....	Lee Calland vs. Bal. (9/17/67)
74.....	Vinnie Clark vs. T.B. (10/9/94)
73t.....	Jimmy Burson vs. S.F. (12/15/68)
72t.....	Rick Byas vs. N.O. (11/20/77)
71t.....	Sean Weatherspoon (12/8/13)
71t.....	Alton Montgomery vs. Car. (9/3/95)
68t.....	Osi Umenyiora vs. Stl (9/15/13)
66t.....	Kevin Mathis at Den. (10/31/04)
65.....	DeAngelo Hall at T.B. (12/24/05)
65t.....	Tom Hayes vs. N.O. (9/16/73)
62t.....	Tye Hill vs. Was. (11/8/09)
62t.....	Bob Riggle vs. Min. (12/4/66)
61t.....	Deion Sanders vs. Dal. (12/30/90)
60.....	Ray Buchanan vs. T.B. (11/5/00)
60.....	Deion Sanders at T.B. (12/24/05)

### LONGEST PUNT RETURNS (50+ YARDS)

79t.....	Deion Sanders vs. Cin. (10/28/90)
----------	-----------------------------------

77t.....	Tom McCauley vs. N.O. (10/25/70)
75t.....	Allen Rossum at K.C. (10/24/04)
75t.....	John Mallory vs. Min. (12/20/70)
74.....	Darrien Gordon vs. Dal. (11/11/01)
73.....	Eric Weems at Oak. (9/18/16)
72.....	Allen Rossum vs. Phi. (11/2/03)
72t.....	Gerald Tinker vs. N.O. (9/29/74)
71t.....	Billy Johnson vs. NYJ (10/23/83)
71.....	Billy Johnson vs. LA Rams (11/21/82)
70t.....	Tim Dwight at Phi. (10/1/00)
70t.....	Tim Dwight vs. S.F. (1/3/00)
68t.....	Deion Sanders vs. LA Rams (9/10/89)
67.....	Darrien Gordon at Ind. (12/16/01)
66t.....	Eric Metcalf at Stl (10/12/95)
61t.....	Harry Douglas vs. Car. (11/23/08)
60.....	Dennis Pearson vs. Det. (9/23/79)
68.....	Lew Barnes vs. Phi. (10/30/88)
59t.....	Allen Rossum vs. Ten. (11/23/03)
58t.....	Winslow Oliver vs. S.F. (12/12/99)
57.....	Ray Brown vs. Phi. (11/11/73)
57.....	Al Dodd vs. Chi. (10/13/74)
56.....	Kenny Johnson vs. Chi. (9/23/80)
51.....	Tony Smith vs. T.B. (10/31/93)

### LONGEST FUMBLE RETURNS (50+ YARDS)

91t.....	Bob Glazebrook vs. NYG (9/12/82)
86.....	Osi Umenyiora at N.O. (12/21/14)
84t.....	Nate Stupar vs. Hou (10/4/15)
75t.....	Oliver Barnett vs. T.B. (11/17/91)
74t.....	Jim Weatherford vs. S.F. (10/19/69)
71t.....	Chuck Smith at N.E. (11/8/98)
69t.....	Jessie Tuggle vs. N.O. (12/3/92)
66t.....	DeAngelo Hall at N.O. (10/16/05)
65t.....	James Britt vs. LA Rams (10/26/86)
65t.....	Jessie Tuggle vs. Hou. (9/9/90)
64.....	Ray Edwards vs. Phi (9/18/11)
64t.....	Blane Gaison vs. S.F. (11/20/83)
60t.....	Tom Hayes vs. Oak. (12/5/71)
57t.....	Joel Williams vs. G.B. (9/13/81)
56t.....	DeAngelo Hall at Ten. (10/7/07)
*55t.....	Jim Mitchell at Min. (11/28/71)
54t.....	John Mallory vs. LA Rams (10/17/71)
50t.....	Jim Mitchell vs. N.O. (10/5/75)

\*Ball was fumbled by teammate and run in for a TD.

### LONGEST KICKOFF RETURNS (90+ YARDS)

*102t.....	Eric Weems vs. G.B. (1/15/11)
102t.....	Eric Weems at N.E. (12/5/10)



## TOP PERFORMANCES

100t	Darrick Vaughn at Den. (9/10/00)
100t	Deion Sanders vs. S.F. (10/13/91)
100t	Dennis Pearson vs. Stl. (12/17/78)
99t	Byron Hanspard at S.D. (12/7/97)
99t	Deion Sanders vs. Was. (9/13/92)
99t	Ron Smith vs. Bal. (9/17/67)
97t	Tony Smith vs. Pitt. (9/27/93)
97t	Sylvester Stamps vs. S.F. (12/20/87)
96t	Darrick Vaughn at Stl. (1/6/02)
96t	Darrick Vaughn at Stl. (10/15/00)
94t	Cliff Austin vs. N.O. (10/20/85)
93t	Tim Dwight vs. Car. (10/4/98)
93t	Byron Hanspard at Sea. (11/30/97)
92	Jerious Norwood vs. Stl. (12/28/08)

\*2010 Divisional Playoff Game

## LONGEST KICKOFF RETURNS (60+ YARDS)

91t	Allen Rossum vs. Sea (12/15/02)
88t	Darrick Vaughn at N.O. (12/17/00)
85	Jerious Norwood vs. Chi. (10/12/08)
82	Jim Butler vs. G.B. (11/22/71)
80	Ron Smith vs. Chi. (11/27/66)
76t	Keith Jones vs. Dal. (12/30/90)
76	Jerious Norwood at Ten. (10/7/07)
74	Sylvester Stamps vs. Hou. (10/25/87)
73t	Deion Sanders vs. Buf. (11/22/92)
72	Deion Sanders vs. N.O. (10/29/89)
66	Devin Hester vs Car (12/28/14)
62	Eric Weems vs. Chi. (10/18/09)
61	Adam Jennings vs. Sea. (12/30/07)

# CAREER 100 & 300 YARD GAMES

## CAREER 100-YARD RUSHING GAMES

Michael Turner .....	27
Gerald Riggs .....	25
William Andrews .....	21
Jamal Anderson .....	19
Warrick Dunn .....	19
<b>Devonta Freeman .....</b>	<b>8</b>
Michael Vick .....	8
Dave Hampton .....	7
Erric Pegram .....	4
Steve Broussard .....	3
Lynn Cain .....	3
Craig Heyward .....	3
Mike Rozier .....	3
John Settle .....	3
Jason Snelling .....	2
Jerious Norwood .....	2
Jim Butler .....	2
Sonny Collins .....	2
Haskel Stanback .....	2
Cliff Austin .....	1
Bubba Bean .....	1
Junior Coffey .....	1
T.J. Duckett .....	1
Byron Hunsford .....	1
Art Malone .....	1
Maurice Smith .....	1
Woody Thompson .....	1
Steven Jackson .....	1

## CAREER 300-YARD PASSING GAMES

<b>Matt Ryan .....</b>	<b>45</b>
Steve Bartkowski .....	12
Chris Miller .....	8
Jeff George .....	6
Chris Chandler .....	4
Bobby Hebert .....	4
Bob Berry .....	3
Wade Wilson .....	3
Chris Redman .....	2
Michael Vick .....	2
Dave Archer .....	1
Joey Harrington .....	1
Doug Johnson .....	1
Erik Kramer .....	1
Mike Moroski .....	1

## CAREER 100-YARD RECEIVING GAMES

Roddy White .....	39
<b>Julio Jones .....</b>	<b>39</b>
Alfred Jenkins .....	16
Andre Rison .....	15
Terance Mathis .....	14
Bert Emanuel .....	9
Michael Haynes .....	9
Stacey Bailey .....	8
Harry Douglas .....	6
Tony Martin .....	5
Billy Johnson .....	5
Tony Gonzalez .....	5
Wallace Francis .....	4
Alge Crumpler .....	4
Charlie Brown .....	3
Paul Flatley .....	3
Shawn Jefferson .....	3
Eric Metcalf .....	3
Ken Burrow .....	3
Brian Finneran .....	3
Jim Mitchell .....	3
William Andrews .....	3
Floyd Dixon .....	2
Tim Dwight .....	2
Aldrick Robinson .....	1
<b>Tevin Coleman .....</b>	<b>1</b>
Leonard Hankerson .....	1
Jacob Tamme .....	1
Milton Barney .....	1
Lynn Cain .....	1
Wes Chesson .....	1
Shawn Collins .....	1
Arthur Cox .....	1
Warrick Dunn .....	1
Paul Gipson .....	1
Alex Hawkins .....	1
Drew Hill .....	1
Aubrey Matthews .....	1
Quentin McCord .....	1
Junior Miller .....	1
Peerless Price .....	1
Mike Pritchard .....	1
Laurent Robinson .....	1
Billy Ryckman .....	1
John Settle .....	1
Maurice Smith .....	1
George Thomas .....	1
Harmon Wages .....	1

# YEARLY LEADERS

## SCORING

YEAR	PLAYER	TD	XPM	XPA	FGM	FGA	TP
1966	Lou Kirouac	0	19	24	9	18	46
1967	Wade Traynham	0	22	22	7	18	43
1968	Bob Etter	0	17	19	11	21	50
1969	Bob Etter	0	33	33	15	30	78
1970	Kenny Vinyard	0	23	26	9	25	50
1971	Bill Bell	0	29	33	13	21	68
1972	Bill Bell	0	31	31	16	30	79
1973	Nick Mike-Mayer	0	34	34	26	38	112
1974	Nick Mike-Mayer	0	12	12	9	16	39
1975	Nick Mike-Mayer	0	30	33	4	10	42
1976	Nick Mike-Mayer	0	20	20	10	21	50
1977	Haskel Stanback	6	0	0	0	0	36
1978	Tim Mazzetti	0	18	18	13	16	57
1979	Tim Mazzetti	0	31	37	13	25	70
1980	Tim Mazzetti	0	46	49	19	27	103
1981	Mick Luckhurst	0	51	51	21	33	114
1982	Mick Luckhurst	0	21	22	10	14	51
1983	Mick Luckhurst	0	43	45	17	22	94
1984	Mick Luckhurst	0	31	31	20	27	91
1985	Mick Luckhurst	0	29	29	24	31	101
1986	Mick Luckhurst	0	21	21	14	24	63
1987	Mick Luckhurst	0	17	17	9	13	44
1988	Greg Davis	0	25	27	19	30	82
1989	Paul McFadden	0	18	18	15	20	63
1990	Greg Davis	0	40	40	22	33	106
1991	Norm Johnson	0	38	39	19	23	95
1992	Norm Johnson	0	39	39	18	22	93
1993	Norm Johnson	0	34	34	26	27	112
1994	Norm Johnson	0	32	32	21	25	95
1995	Morten Andersen	0	29	30	31	37	122
1996	Morten Andersen	0	31	31	22	29	97
1997	Morten Andersen	0	35	35	23	27	104
1998	Morten Andersen	0	51	52	23	28	120
1999	Morten Andersen	0	34	34	15	21	79
2000	Morten Andersen	0	23	23	25	31	98
2001	Jay Feely	0	28	28	29	37	115
2002	Jay Feely	0	42	43	32	40	138
2003	Jay Feely	0	32	33	19	27	89
2004	Jay Feely	0	40	40	18	23	94
2005	Todd Peterson	0	35	35	23	25	104
2006	Morten Andersen	0	27	27	20	23	87
2007	Morten Anderson	0	24	24	25	28	99
2008	Jason Elam	0	42	42	29	31	129
2009	Jason Elam	0	32	33	12	19	68
2010	Matt Bryant	0	44	44	28	31	128
2011	Matt Bryant	0	45	45	27	29	126
2012	Matt Bryant	0	44	44	33	38	143
2013	Matt Bryant	0	39	39	24	27	111
2014	Matt Bryant	0	40	40	29	32	127
2015	Devonta Freeman	14	0	0	0	0	84
2016	Matt Bryant	0	56	57	34	37	158
2017	Matt Bryant	0	35	35	34	39	137

# YEARLY LEADERS

## PASSING (MINIMUM 100 ATTEMPTS)

YEAR	PLAYER	ATT	COMP	PCT	YDS	TD	INT
1966	Randy Johnson	295	129	43.7	1,795	12	21
1967	Randy Johnson	288	142	49.3	1,620	10	21
1968	Bob Berry	153	81	52.9	1,433	7	13
1969	Bob Berry	169	71	57.3	1,087	10	2
1970	Bob Berry	269	156	58.0	1,806	16	13
1971	Bob Berry	226	136	60.2	2,005	11	16
1972	Bob Berry	277	154	55.6	2,158	13	12
1973	Bob Lee	230	120	52.2	1,786	10	8
1974	Bob Lee	172	78	45.3	852	3	14
1975	Steve Bartkowski	255	115	45.1	1,662	13	15
1976	Steve Bartkowski	120	57	47.5	677	2	9
1977	Scott Hunter	151	70	46.4	898	2	3
1978	Steve Bartkowski	369	187	50.7	2,489	10	18
1979	Steve Bartkowski	379	203	53.6	2,502	17	20
1980	Steve Bartkowski	463	257	55.5	3,544	31	16
1981	Steve Bartkowski	533	297	55.7	3,830	30	23
1982	Steve Bartkowski	262	166	63.4	1,905	8	11
1983	Steve Bartkowski	432	274	63.4	3,167	22	5
1984	Steve Bartkowski	269	181	67.3	2,158	11	10
1985	Dave Archer	312	161	51.6	1,992	7	17
1986	Dave Archer	294	150	51.0	2,007	10	9
1987	Scott Campbell	260	136	52.3	1,728	11	14
1988	Chris Miller	351	184	52.4	2,133	11	12
1989	Chris Miller	526	280	53.2	3,459	16	10
1990	Chris Miller	388	222	57.2	2,735	17	14
1991	Chris Miller	413	220	53.3	3,103	26	18
1992	Chris Miller	253	152	60.1	1,739	15	6
1993	Bobby Hebert	430	263	61.2	2,978	24	17
1994	Jeff George	524	322	61.5	3,734	23	18
1995	Jeff George	557	336	60.3	4,143	24	11
1996	Bobby Hebert	488	294	60.2	3,152	22	25
1997	Chris Chandler	342	202	59.1	2,692	20	7
1998	Chris Chandler	327	190	58.1	3,154	25	12
1999	Chris Chandler	307	174	56.7	2,339	16	11
2000	Chris Chandler	331	192	58.0	2,236	10	12
2001	Chris Chandler	365	223	61.1	2,847	16	14
2002	Michael Vick	421	231	54.9	2,936	16	8
2003	Doug Johnson	243	136	56.0	1,655	8	12
2004	Michael Vick	321	181	56.4	2,313	14	12
2005	Michael Vick	387	214	55.3	2,412	15	13
2006	Michael Vick	388	204	52.6	2,474	20	13
2007	Joey Harrington	348	215	61.8	2,215	7	8
2008	Matt Ryan	434	265	61.1	3,440	16	11
2009	Matt Ryan	451	263	58.3	2,916	22	14
2010	Matt Ryan	571	357	62.5	3,705	28	9
2011	Matt Ryan	566	347	61.3	4,177	29	12
2012	Matt Ryan	615	422	68.6	4,719	32	14
2013	Matt Ryan	651	439	67.4	4,515	26	17
2014	Matt Ryan	628	415	66.1	4,694	28	14
2015	Matt Ryan	614	407	66.3	4,591	21	16
2016	Matt Ryan	534	373	69.9	4,944	38	7
2017	Matt Ryan	529	342	64.7	4,095	20	12

# YEARLY LEADERS

## RUSHING

YEAR	PLAYER	NO	YDS	AVG	LG	TD
1966	Junior Coffey	199	722	3.6	37	4
1967	Junior Coffey	180	722	4.0	20t	4
1968	Jim Butler	94	365	3.9	60t	2
1969	Jim Butler	163	655	4.0	39	3
1970	Jim Butler	166	636	3.8	33	0
1971	Jim Butler	186	594	3.2	19	2
1972	Dave Hampton	230	995	4.3	56t	6
1973	Dave Hampton	263	997	3.8	25	3
1974	Dave Hampton	127	464	3.7	34	2
1975	Dave Hampton	250	1,002	4.0	22	5
1976	Bubba Bean	124	428	3.5	30	2
1977	Haskel Stanback	247	873	3.4	35	6
1978	Bubba Bean	193	707	3.7	25	3
1979	William Andrews	239	1,023	4.3	23	2
1980	William Andrews	265	1,308	4.9	33	4
1981	William Andrews	289	1,301	4.5	29	10
1982	William Andrews	139	573	4.1	19t	5
1983	William Andrews	331	1,567	4.7	27	7
1984	Gerald Riggs	353	1,486	4.2	57	13
1985	Gerald Riggs	297	1,719	4.3	50	10
1986	Gerald Riggs	343	1,327	3.9	31	9
1987	Gerald Riggs	203	875	4.3	44	2
1988	John Settle	232	1,024	4.4	62	7
1989	John Settle	179	689	3.8	20	3
1990	Mike Rozier	153	675	4.4	67	4
1991	Steve Broussard	99	449	4.5	36	4
1992	Steve Broussard	84	363	4.3	27	1
1993	Erric Pegram	292	1,185	4.1	29	3
1994	Craig Heyward	183	779	4.3	17	7
1995	Craig Heyward	236	1,083	4.6	31	6
1996	Jamal Anderson	232	1,055	4.5	32t	5
1997	Jamal Anderson	290	1,002	3.5	39	7
1998	Jamal Anderson	410	1,846	4.5	48	14
1999	Ken Oxendine	141	452	3.2	20	1
2000	Jamal Anderson	282	1,024	3.6	42	6
2001	Maurice Smith	237	760	3.2	58	5
2002	Warrick Dunn	230	927	4.0	59	7
2003	T.J. Duckett	197	779	4.0	55	11
2004	Warrick Dunn	265	1,106	4.2	60	9
2005	Warrick Dunn	280	1,416	5.1	65	3
2006	Warrick Dunn	286	1,140	4.0	90t	4
2007	Warrick Dunn	227	720	3.2	38	4
2008	Michael Turner	376	1,699	4.5	70	17
2009	Michael Turner	178	871	4.9	58t	10
2010	Michael Turner	334	1,371	4.1	55	12
2011	Michael Turner	301	1,340	4.5	81t	11
2012	Michael Turner	222	800	3.6	43	10
2013	Steven Jackson	157	543	3.5	50	6
2014	Steven Jackson	190	707	3.7	55	6
2015	Devonta Freeman	265	1,056	4.0	39	11
2016	Devonta Freeman	227	1,079	4.8	75	11
2017	Devonta Freeman	196	865	4.4	44	7

# YEARLY LEADERS

## RECEIVING

YEAR	PLAYER	NO	YDS	AVG	LG	TD
1966	Alex Hawkins	44	661	15.0	42	2
1967	Tommy McDonald	33	436	13.2	75	4
1968	Jerry Simmons	28	479	17.1	61	0
1969	Paul Flatley	45	834	18.5	71	6
1970	Jim Mitchell	44	650	14.8	51	6
1971	Art Malone	34	380	11.2	46	2
	Ken Burrow	33	741	22.5	84	6
1972	Art Malone	50	585	11.7	57	2
1973	Jim Mitchell	32	420	13.1	50	0
	Ken Burrow	31	567	18.3	57	7
1974	Ken Burrow	34	545	16.0	48	1
1975	Alfred Jenkins	38	767	20.2	68	6
1976	Alfred Jenkins	41	710	17.3	34	6
1977	Alfred Jenkins	39	677	17.4	73	4
1978	Wallace Francis	45	695	15.4	54	3
	Billy Ryckman	45	679	15.1	59	2
1979	Wallace Francis	74	1,013	13.7	42	8
1980	Alfred Jenkins	57	1,025	18.0	57	6
1981	William Andrews	81	736	9.1	70	2
	Alfred Jenkins	70	1,358	19.4	67	13
1982	William Andrews	42	503	12.0	86t	2
1983	Billy Johnson	64	709	11.1	47t	4
	Stacey Bailey	55	881	16.0	53	6
1984	Stacey Bailey	67	1,138	17.0	61	6
1985	Billy Johnson	62	830	13.4	62t	5
1986	Charlie Brown	63	918	14.6	42	4
1987	Floyd Dixon	36	600	16.7	51t	5
1988	John Settle	68	570	8.4	27	1
1989	Shawn Collins	58	862	14.9	47	3
1990	Andre Rison	82	1,208	14.7	75t	10
1991	Andre Rison	81	976	12.0	39t	12
1992	Andre Rison	93	1,121	12.1	71t	11
1993	Andre Rison	86	1,242	14.4	53t	15
1994	Terance Mathis	111	1,342	12.1	81	11
1995	Eric Metcalf	104	1,189	11.4	62t	8
1996	Bert Emanuel	75	921	12.3	53	6
1997	Bert Emanuel	65	991	15.2	56	9
1998	Tony Martin	66	1,181	17.9	62	6
	Terance Mathis	64	1,136	17.8	78t	11
1999	Terance Mathis	81	1,016	12.5	52	6
2000	Shawn Jefferson	60	822	13.7	49	2
2001	Terance Mathis	51	564	11.1	34	2
2002	Brian Finneran	56	838	15.0	47	6
2003	Peerless Price	64	838	13.1	49	3
2004	Alge Crumpler	48	774	16.1	49t	6
2005	Alge Crumpler	65	877	13.5	48	58
2006	Alge Crumpler	56	780	13.9	46	8
2007	Roddy White	83	1,202	14.5	69t	6
2008	Roddy White	88	1,382	15.7	70t	7
2009	Roddy White	85	1,153	13.6	90t	11
2010	Roddy White	115	1,389	12.1	46	10

## YEARLY LEADERS

### RECEIVING CONTINUED

YEAR	PLAYER	NO	YDS	AVG	LG	TD
2011	Roddy White	100	1,296	13.0	43	8
2012	Tony Gonzalez	93	930	10.0	25	8
	Roddy White	92	1,351	14.7	59	7
2013	Harry Douglas	85	1,067	12.6	80	2
2014	Julio Jones	104	1,593	15.3	79	6
2015	Julio Jones	136	1,871	13.8	82t	8
2016	Julio Jones	83	1,409	17.0	75	6
2017	Julio Jones	88	1,444	16.4	53	3



*WR Julio Jones set franchise records for receptions and receiving yards in 2015.*

# YEARLY LEADERS

## PUNT RETURNS

YEAR	PLAYER	NO	YDS	AVG	LG	TD
1966	Ron Smith	11	80	7.3	23	0
1967	Ron Smith	20	92	4.6	26	0
1968	Jim Burson	11	56	5.1	17	0
1969	John Mallory	13	42	3.2	15	0
1970	John Mallory	17	203	11.9	75t	1
1971	Willie Belton	30	163	5.4	32	0
1972	Willie Belton	17	110	6.5	34	0
1973	Ray Brown	40	360	9.0	57	0
1974	Al Dodd	27	344	12.7	57	0
1975	Mack Herron	10	94	9.4	24	0
1976	Rolland Lawrence	54	376	7.0	24	0
1977	Rolland Lawrence	51	352	6.9	37	0
1978	Billy Ryckman	28	227	8.1	38	0
1979	Dennis Pearson	12	115	9.6	60	0
1980	Kenny Johnson	23	281	12.2	56	0
1981	Scott Woerner	33	278	8.4	38	0
1982	Billy Johnson	24	273	11.4	71	0
1983	Billy Johnson	46	489	10.6	71t	1
1984	Billy Johnson	15	152	10.1	37	0
1985	Anthony Allen	21	141	6.7	19	0
1986	Floyd Dixon	26	151	5.8	16	0
1987	Billy Johnson	21	168	8.0	45	0
1988	Lew Barnes	34	307	9.0	68	0
1989	Deion Sanders	28	307	11.0	68t	1
1990	Deion Sanders	29	250	8.6	79t	1
1991	Deion Sanders	21	170	8.1	23	0
1992	Tony Smith	16	155	9.7	45	0
1993	Tony Smith	32	255	8.0	51	0
1994	Clarence Verdin	23	113	4.9	29	0
1995	Eric Metcalf	39	383	9.8	66t	1
1996	Eric Metcalf	27	296	11.0	39	0
1997	Todd Kinchen	52	446	8.6	38	0
1998	Tim Dwight	31	263	8.5	23	0
1999	Tim Dwight	20	220	11.0	70t	1
2000	Tim Dwight	33	309	9.4	70t	1
2001	Darrien Gordon	31	437	14.1	74	0
2002	Allen Rossum	24	288	12.0	36	0
2003	Allen Rossum	39	545	14.0	72	1
2004	Allen Rossum	37	457	12.4	75t	1
2005	Allen Rossum	17	145	8.5	29	0
2006	Allen Rossum	37	288	7.8	41	0
2007	Adam Jennings	30	186	6.2	23	0
2008	Harry Douglas	19	226	11.9	61t	1
2009	Eric Weems	27	270	10.0	28	0
2010	Eric Weems	18	230	12.8	55t	1
2011	Eric Weems	32	315	9.8	42	0
2012	Dominique Franks	21	163	7.8	28	0
2013	Robert McClain	19	193	10.2	25	0
2014	Devin Hester	18	240	13.3	68	1
2015	Eric Weems	19	221	11.6	41	0
2016	Eric Weems	24	273	11.4	73	0
2017	Andre Roberts	27	201	7.4	27	0



# YEARLY LEADERS

## KICKOFF RETURNS

YEAR	PLAYER	NO	YDS	AVG	LG	TD
1966	Ron Smith	43	1,013	23.6	80	0
1967	Ron Smith	39	976	25.0	99t	1
1968	Jim Butler	37	799	21.6	42	0
1969	Charlie Bryant	21	407	19.4	39	0
1970	Jim Butler	14	284	20.3	29	0
1971	Willie Belton	28	706	25.2	58	0
1972	Dave Hampton	25	535	21.0	52	0
1973	Joe Wash.	20	432	21.6	30	0
1974	Gerald Tinker	29	704	24.3	59	0
1975	Gerald Tinker	13	307	23.6	33	0
1976	Rolland Lawrence	21	521	24.8	36	0
1977	Karl Farmer	23	466	20.3	30	0
1978	Dennis Pearson	25	662	26.7	100t	1
1979	Dennis Pearson	30	577	19.2	29	0
1980	Reggie Smith	25	512	20.5	35	0
1981	Reggie Smith	47	1,143	24.3	52	0
1982	Reggie Brown	24	466	19.4	33	0
1983	Kenany Johnson	11	224	20.4	28	0
1984	Sylvester Stamps	19	452	23.8	50	0
1985	Cliff Austin	39	838	21.5	94t	1
1986	Sylvester Stamps	24	514	21.4	35	0
1987	Sylvester Stamps	24	660	27.5	97t	1
1988	Evan Cooper	16	331	20.7	28	0
1989	Deion Sanders	35	725	20.7	72	0
1990	Deion Sanders	39	851	21.8	50	0
1991	Deion Sanders	26	576	22.2	100t	1
1992	Deion Sanders	40	1,067	26.7	99t	2
1993	Tony Smith	38	948	24.9	97t	1
1994	Clarence Verdin	44	1,026	23.3	69	0
1995	Roell Preston	30	627	20.9	44	0
1996	Eric Metcalf	49	1,034	21.1	55	0
1997	Byron Hanspard	40	987	24.7	99t	2
1998	Tim Dwight	36	973	27.0	93t	1
1999	Tim Dwight	44	944	21.5	40	0
2000	Darrick Vaughn	39	1,082	27.7	100t	3
2001	Darrick Vaughn	61	1,491	24.4	96t	1
2002	Allen Rossum	53	1,164	22.0	91t	1
2003	Allen Rossum	62	1,291	20.8	52	0
2004	Allen Rossum	58	1,250	21.6	49	0
2005	Allen Rossum	31	702	22.6	47	0
2006	Allen Rossum	46	1,082	23.5	51	0
2007	Jerious Norwood	52	1,317	25.3	76	0
2008	Jerious Norwood	51	1,311	25.7	92	0
2009	Eric Weems	48	1,214	25.3	62	0
2010	Eric Weems	40	1,100	27.5	102t	1
2011	Eric Weems	24	563	23.5	37	0
2012	Jacquizz Rodgers	23	592	25.7	77	0
2013	Jacquizz Rodgers	25	575	23.0	34	0
2014	Devin Hester	45	1,128	25.1	66	0
2015	Eric Weems	15	403	26.9	50	0
2016	Eric Weems	17	391	23.0	42	0
2017	Andre Roberts	38	860	22.6	61	0

# YEARLY LEADERS

## TACKLES

YEAR	PLAYER	TACKLES
1966	Tommy Nobis (173 solo)	296
1967	Tommy Nobis (41 solo)	67
1968	Tommy Nobis (39 solo)	69
1969	Greg Brezina (22 solo)	38
1970	Tommy Nobis (48 solo)	94
1971	Don Hansen (43 solo)	95
1972	Greg Brezina (80 solo)	130
1973	Greg Brezina (89 solo)	135
1974	Tommy Nobis (121 solo)	183
1975	Tommy Nobis (91 solo)	115
1976	Tommy Nobis (100 solo)	134
1977	Greg Brezina (67 solo)	90
1978	Fulton Kuykendall (98 solo)	284
1979	Robert Pennywell (77 solo)	109
1980	Buddy Curry (80 solo)	145
1981	Buddy Curry (107 solo)	135
1982	Buddy Curry (38 solo)	61
1983	Buddy Curry (127 solo)	229
1984	Rick Bryan (78 solo)	125
1985	Buddy Curry (82 solo)	137
1986	Buddy Curry (84 solo)	157
1987	John Rade (55 solo)	123
1988	John Rade (67 solo)	137
1989	Jessie Tuggle (112 solo)	183
1990	Jessie Tuggle (99 solo)	201
1991	Jessie Tuggle (106 solo)	207
1992	Jessie Tuggle (90 solo)	193
1993	Jessie Tuggle (120 solo)	185
1994	Jessie Tuggle (111 solo)	195
1995	Jessie Tuggle (126 solo)	180
1996	Jessie Tuggle (108 solo)	184
1997	Jessie Tuggle (123 solo)	123
1998	Cornelius Bennett (80 solo)	121
1999	Jessie Tuggle (85 solo)	122
2000	Marty Carter (86 solo)	131
2001	Keith Brooking (110 solo)	167
2002	Keith Brooking (100 solo)	212
2003	Keith Brooking (130 solo)	207
2004	Keith Brooking (71 solo)	144
2005	Keith Brooking (88 solo)	148
2006	Keith Brooking (88 solo)	165
2007	Keith Brooking (82 solo)	127
2008	Keith Brooking (80 solo)	133
2009	Curtis Lofton (118 solo)	160
2010	Curtis Lofton (101 solo)	142
2011	Curtis Lofton (95 solo)	159
2012	Stephen Nicholas (85 solo)	116
2013	Paul Worrilow (92 solo)	137
2014	Paul Worrilow (84 solo)	142
2015	Paul Worrilow (67 solo)	95
2016	Deion Jones (75 solo)	106
2017	Deion Jones (91 solo)	138

## SACKS

YEAR	PLAYER	TACKLES
1966	Sam Williams	7.5
1967	Ralph Heck/Jim Norton	4.5
1968	Claude Humphrey	11.5
1969	Claude Humphrey	9.5
1970	Claude Humphrey/John Zook	9.0
1971	Claude Humphrey	12.0
1972	John Zook	6.5
1973	Claude Humphrey	10.0
1974	Claude Humphrey	12.5
1975	John Zook	10.0
1976	Claude Humphrey	15.0
1977	Jeff Merrow/Claude Humphrey	10.0
1978	Greg Brezina	9.0
1979	Don Smith	9.0
1980	Joel Williams	16.0
1981	Al Richardson	10.0
1982	Don Smith	3.5
1983	Mike Pitts	7.0
1984	Don Smith	6.5
1985	Rick Bryan	7.5
1986	Rick Bryan	7.0
1987	Buddy Moore	4.0
1988	Aundray Bruce	6.0
1989	Marcus Cotton	9.0
1990	Tim Green	6.0
1991	Tim Green	5.0
1992	Darion Conner	7.0
1993	Pierce Holt	6.5
1994	Chuck Smith	11.0
1995	Chris Doleman	9.0
1996	Clay Matthews	6.5
1997	Chuck Smith	12.0
1998	Lester Archambeau	10.0
1999	Chuck Smith	10.0
2000	Travis Hall/Brady Smith	4.5
2001	Patrick Kerney	12.0
2002	Patrick Kerney	10.5
2003	Ellis Johnson	8.0
2004	Patrick Kerney	13.0
2005	Rod Coleman	10.5
2006	Rod Coleman	6.0
2007	John Abraham	10.0
2008	John Abraham	16.5
2009	Jonathan Babineaux	6.0
2010	John Abraham	13.0
2011	John Abraham	9.5
2012	John Abraham	10.0
2013	Osi Umenyiora	7.5
2014	Kroy Biermann	4.5
2015	Vic Beasley Jr.	4.0
2016	Vic Beasley Jr.	15.5
2017	Adrian Clayborn	9.5

# YEARLY LEADERS

## ALL PURPOSE YARDS

YEAR	PLAYER	RUSH	REC	PT RET	KO RET	INT RET	TOTAL
1966	Ron Smith	0	0	80	1,013	0	1,093
1967	Ron Smith	42	227	92	976	0	1,337
1968	Jim Butler	365	127	0	799	0	1,291
1969	Jim Butler	655	297	0	405	0	1,357
1970	Jim Butler	636	151	0	284	0	1,071
1971	Willie Belton	237	22	163	706	0	1,128
1972	Dave Hampton	995	244	0	535	0	1,774
1973	Dave Hampton	997	273	0	258	0	1,528
1974	Gerald Tinker	5	12	195	704	0	916
1975	Dave Hampton	1,002	195	0	0	0	1,197
1976	Rolland Lawrence	0	0	372	521	0	893
1977	Haskel Stanback	873	261	0	0	0	1,134
1978	Bubba Bean	707	209	0	0	0	916
1979	William Andrews	1,023	309	0	0	0	1,332
1980	William Andrews	1,308	456	0	0	0	1,764
1981	William Andrews	1,301	736	0	0	0	2,037
1982	William Andrews	573	503	0	0	0	1,076
1983	William Andrews	1,567	609	0	0	0	2,176
1984	Gerald Riggs	1,486	277	0	0	0	1,763
1985	Gerald Riggs	1,719	267	0	0	0	1,986
1986	Gerald Riggs	1,327	136	0	0	0	1,463
1987	Gerald Riggs	875	199	0	0	0	1,074
1988	John Settle	1,024	570	0	0	0	1,594
1989	Deion Sanders	0	8	307	725	52	1,076
1990	Deion Sanders	0	0	250	851	153	1,254
1991	Michael Haynes	0	1,122	0	0	0	1,122
1992	Deion Sanders	4	45	41	1,067	0	1,149
1993	Erric Pegram	1,185	302	0	63	0	1,550
1994	Terance Mathis	0	1,342	0	0	0	1,342
1995	Eric Metcalf	133	1,189	383	278	0	1,983
1996	Eric Metcalf	8	599	296	1,034	0	1,937
1997	Byron Hanspard	335	53	0	987	0	1,375
1998	Jamal Anderson	1,846	319	0	0	0	2,165
1999	Tim Dwight	28	669	220	944	0	1,861
2000	Jamal Anderson	1,024	382	0	0	0	1,406
2001	Darrick Vaughn	0	0	0	1,491	0	1,491
2002	Allen Rossum	0	0	288	1,164	0	1,452
2003	Allen Rossum	0	0	545	1,291	0	1,836
2004	Allen Rossum	0	0	457	1,250	0	1,707
2005	Warrick Dunn	1,416	220	0	0	0	1,636
2006	Warrick Dunn	1,140	170	0	0	0	1,310
2007	Jerious Norwood	613	277	0	1,317	0	2,207
2008	Jerious Norwood	489	338	0	1,311	0	2,138
2009	Eric Weems	53	50	270	1,214	0	1,587
2010	Michael Turner	1,371	85	0	0	0	1,456
2011	Michael Turner	1,340	168	0	0	0	1,508
2012	Jacquizz Rodgers	362	402	0	592	0	1,356
2013	Jacquizz Rodgers	332	341		575	0	1,248
2014	Devin Hester	36	504	240	1,128	0	1,908
2015	Julio Jones	0	1,871	0	0	0	1,871
2016	Devonta Freeman	1,079	462	0	0	0	1,541
2017	Julio Jones	15	1,444	0	0	0	1,459

# OFFENSIVE & DEFENSIVE RANKINGS

## OFFENSE

BY YARDS 1970-2013 (NFL RANK)

YEAR	TOTAL	RUSH	PASS
2017	364.8 (8)	115.4 (13)	249.4 (8)
2016	415.8 (2)	120.5 (5)	295.3 (3)
2015	374.1 (7)	100.4 (19)	273.7 (6)
2014	378.2 (8)	93.6 (24)	284.6 (5)
2013	343.1 (14)	77.9 (32)	265.2 (7)
2012	369.1 (8)	87.3 (29)	281.8 (6)
2011	376.6 (10)	114.6 (17)	262.0 (8)
2010	341.1 (16)	118.2 (12)	222.9 (15)
2009	340.4 (16)	117.3 (15)	223.2 (14)
2008	361.2 (6)	152.7 (2)	208.5 (14)
2007	301.0 (23)	95.0 (26)	206.0 (18)
2006	331.9 (12)	183.7 (1)	148.2 (32)
2005	326.6 (12)	159.1 (1)	167.4 (27)
2004	317.8 (20)	167.0 (1)	150.8 (30)
2003	272.3 (29)	121.8 (14)	150.5 (31)
2002	345.9 (14)	148.0 (4)	197.9 (23)
2001	316.9 (15)	110.8 (16)	206.1 (17)
2000	249.6 (30)	75.9 (28)	173.8 (24)
1999	283.9 (27)	74.8 (30)	209.1 (17)
1998	342.9 (7)	131.3 (6)	211.6 (11)
1997	294.8 (23)	102.7 (19)	192.1 (22)
1996	319.8 (17)	91.3 (27)	228.4 (9)
1995	348.7 (10)	87.1 (27)	261.6 (6)
1994	335.1 (7)	78.1 (28)	257.0 (5)
1993	319.4 (11)	99.4 (23)	220.0 (6)
1992	306.4 (10)	79.4 (27)	227.1 (4)
1991	319.6 (8)	104.0 (16)	215.6 (6)
1990	315.9 (10)	99.6 (21)	216.3 (6)
1989	291.8 (24)	72.2 (28)	219.6 (9)
1988	286.4 (25)	126.0 (14)	160.4 (25)
1987	271.1 (28)	86.5 (28)	184.5 (22)
1986	319.1 (17)	157.8 (3)	161.4 (25)
1985	310.0 (20)	154.1 (3)	155.9 (27)
1984	315.3 (19)	124.6 (15)	190.6 (20)
1983	351.8 (8)	139.0 (11)	212.8 (11)
1982	329.2 (9)	131.2 (9)	198.0 (18)
1981	354.0 (7)	122.8 (18)	231.2 (5)
1980	353.1 (3)	150.3 (5)	202.8 (9)
1979	308.1 (17)	137.5 (16)	170.6 (15)
1978	253.9 (26)	103.8 (27)	150.1 (16)
1977	231.9 (25)	135.0 (17)	96.9 (27)
1976	221.6 (27)	120.6 (25)	101.0 (28)
1975	275.8 (20)	128.1 (19)	147.6 (19)
1974	200.0 (26)	106.6 (21)	93.4 (26)
1973	288.4 (15)	145.5 (10)	142.9 (12)
1972	286.5 (16)	149.4 (9)	137.1 (20)
1971	282.8 (15)	121.6 (16)	161.1 (11)
1970	245.1 (23)	114.3 (15)	130.8 (23)

## DEFENSE

BY YARDS 1970-2013 (NFL RANK)

YEAR	TOTAL	RUSH	PASS
2017	318.4 (9)	104.1 (9)	214.3 (12)
2016	371.2 (25)	104.5 (17)	266.7 (28)
2015	347.6 (16)	105.0 (14)	242.6 (18)
2014	378.2 (8)	93.6 (24)	284.6 (5)
2013	343.1 (14)	77.9 (32)	265.2 (7)
2012	369.1 (8)	87.3 (29)	281.8 (6)
2011	376.6 (10)	114.6 (17)	262.0 (8)
2010	341.1 (16)	118.2 (12)	222.9 (15)
2009	340.4 (16)	117.3 (15)	223.2 (14)
2008	361.2 (6)	152.7 (2)	208.5 (14)
2007	301.0 (23)	95.0 (26)	206.0 (18)
2006	331.9 (12)	183.7 (1)	148.2 (32)
2005	326.6 (12)	159.1 (1)	167.4 (27)
2004	317.8 (20)	167.0 (1)	150.8 (30)
2003	272.3 (29)	121.8 (14)	150.5 (31)
2002	345.9 (14)	148.0 (4)	197.9 (23)
2001	316.9 (15)	110.8 (16)	206.1 (17)
2000	249.6 (30)	75.9 (28)	173.8 (24)
1999	283.9 (27)	74.8 (30)	209.1 (17)
1998	342.9 (7)	131.3 (6)	211.6 (11)
1997	294.8 (23)	102.7 (19)	192.1 (22)
1996	319.8 (17)	91.3 (27)	228.4 (9)
1995	348.7 (10)	87.1 (27)	261.6 (6)
1994	335.1 (7)	78.1 (28)	257.0 (5)
1993	319.4 (11)	99.4 (23)	220.0 (6)
1992	306.4 (10)	79.4 (27)	227.1 (4)
1991	319.6 (8)	104.0 (16)	215.6 (6)
1990	315.9 (10)	99.6 (21)	216.3 (6)
1989	291.8 (24)	72.2 (28)	219.6 (9)
1988	286.4 (25)	126.0 (14)	160.4 (25)
1987	271.1 (28)	86.5 (28)	184.5 (22)
1986	319.1 (17)	157.8 (3)	161.4 (25)
1985	310.0 (20)	154.1 (3)	155.9 (27)
1984	315.3 (19)	124.6 (15)	190.6 (20)
1983	351.8 (8)	139.0 (11)	212.8 (11)
1982	329.2 (9)	131.2 (9)	198.0 (18)
1981	354.0 (7)	122.8 (18)	231.2 (5)
1980	353.1 (3)	150.3 (5)	202.8 (9)
1979	308.1 (17)	137.5 (16)	170.6 (15)
1978	253.9 (26)	103.8 (27)	150.1 (16)
1977	231.9 (25)	135.0 (17)	96.9 (27)
1976	221.6 (27)	120.6 (25)	101.0 (28)
1975	275.8 (20)	128.1 (19)	147.6 (19)
1974	200.0 (26)	106.6 (21)	93.4 (26)
1973	288.4 (15)	145.5 (10)	142.9 (12)
1972	286.5 (16)	149.4 (9)	137.1 (20)
1971	282.8 (15)	121.6 (16)	161.1 (11)
1970	245.1 (23)	114.3 (15)	130.8 (23)

# ALL-TIME STARTING QUARTERBACKS

## YEAR-BY-YEAR RESULTS

1966	Randy Johnson.....	3-8	1990	Chris Miller.....	3-9
	Dennis Claridge.....	0-3		Scott Campbell.....	0-2
1967	Randy Johnson.....	1-10-1	1991	Hugh Millen.....	2-0
	Steve Sloan.....	0-1		Chris Miller.....	9-5
	Terry Nofsinger.....	0-1		Billy Joe Tolliver.....	1-1
1968	Randy Johnson.....	1-6	1992	Chris Miller.....	3-5
	Bob Berry.....	1-6		Billy Joe Tolliver.....	2-3
1969	Bob Berry.....	4-3		Wade Wilson.....	1-2
	Randy Johnson.....	2-3	1993	Bobby Hebert.....	5-9
	Bruce Lemmerman.....	0-2		Chris Miller.....	0-1
1970	Bob Berry.....	3-7-2		Billy Joe Tolliver.....	1-0
	Randy Johnson.....	1-1	1994	Jeff George.....	7-9
1971	Bob Berry.....	4-6-1	1995	Jeff George.....	9-7
	Dick Shiner.....	3-0	1996	Bobby Hebert.....	3-10
1972	Bob Berry.....	7-7		Jeff George.....	0-3
1973	Bob Lee.....	8-2	1997	Chris Chandler.....	7-7
	Dick Shiner.....	1-3		Billy Joe Tolliver.....	0-1
1974	Bob Lee.....	2-6		Tony Graziani.....	0-1
	Pat Sullivan.....	0-4	1998	Chris Chandler.....	13-1
	Kim McQuilken.....	1-1		Steve DeBerg.....	0-1
1975	Steve Bartkowski.....	4-7		Tony Graziani.....	1-0
	Kim McQuilken.....	0-2	1999	Chris Chandler.....	4-8
	Pat Sullivan.....	0-1		Tony Graziani.....	1-2
1976	Steve Bartkowski.....	1-4	2000	Danny Kanell.....	0-1
	Kim McQuilken.....	1-2		Chris Chandler.....	4-9
	Scott Hunter.....	2-4		Doug Johnson.....	0-2
1977	Scott Hunter.....	4-3		Danny Kanell.....	0-1
	Steve Bartkowski.....	3-4	2001	Chris Chandler.....	6-8
1978	Steve Bartkowski.....	8-5		Michael Vick.....	1-1
	June Jones.....	1-2	2002	Michael Vick.....	8-6-1
1979	Steve Bartkowski.....	6-8		Doug Johnson.....	1-0
	June Jones.....	0-2	2003	Doug Johnson.....	1-7
1980	Steve Bartkowski.....	12-4		Kurt Kittner.....	1-3
1981	Steve Bartkowski.....	7-9		Michael Vick.....	3-1
1982	Steve Bartkowski.....	5-4	2004	Michael Vick.....	10-5
1983	Steve Bartkowski.....	6-8		Matt Schaub.....	0-1
	Mike Moroski.....	1-1	2005	Michael Vick.....	8-7
1984	Steve Bartkowski.....	3-8		Matt Schaub.....	0-1
	Mike Moroski.....	1-4	2006	Michael Vick.....	7-9
1985	Steve Bartkowski.....	0-5	2007	Joey Harrington.....	3-7
	Dave Archer.....	4-7		Chris Redman.....	1-3
1986	Dave Archer.....	5-4-1		Byron Leftwich.....	0-2
	Turk Schonert.....	2-3	2008	Matt Ryan.....	11-5
1987	Dave Archer.....	0-1	2009	Matt Ryan.....	9-5
	Scott Campbell.....	2-7		Chris Redman.....	0-2
	Erik Kramer.....	1-2	2010	Matt Ryan.....	13-3
	Chris Miller.....	0-2	2011	Matt Ryan.....	10-6
1988	Chris Miller.....	5-8	2012	Matt Ryan.....	13-3
	Steve Dils.....	0-3	2013	Matt Ryan.....	4-12
1989	Chris Miller.....	3-12	2014	Matt Ryan.....	6-10
	Hugh Millen.....	0-1	2015	Matt Ryan.....	8-8
			2016	Matt Ryan.....	11-5
			2017	Matt Ryan.....	10-6

# PRESEASON RESULTS

## 1966 (1-4)

Philadelphia at Atlanta (20,072) .....	7-9
Atlanta at St. Louis (34,303) .....	10-20
NY Giants at Atlanta (Nashville - 20,945) .....	7-14
Cleveland at Atlanta (48,548) .....	3-42
San Francisco vs. Atlanta (Columbia - 21,780) .....	24-17

## 1967 (2-2-1)

Atlanta at NY Giants (Ithaca - 20,000) .....	10-10
Atlanta at Miami (50,822) .....	27-17
Cleveland at Atlanta (52,240) .....	34-31
Atlanta vs. Minnesota (Cleveland - 84,236) .....	3-16
Atlanta at New Orleans (67,486) .....	14-27

## 1968 (1-4)

Atlanta vs. Washington (Tampa - 42,180) .....	14-16
Atlanta vs. NY Giants (Nashville - 14,555) .....	13-17
Atlanta vs. NY Jets (Birmingham - 27,406) .....	12-27
NO at Atlanta (49,832) .....	16-10
Atlanta at Miami (36,122) .....	13-19

## 1969 (2-4)

Philadelphia vs. Atlanta (Portland - 21,625) .....	13-7
Atlanta at Boston (24,084) .....	34-16
Washington at Atlanta (56,990) .....	7-24
Atlanta at New Orleans (69,898) .....	17-21
Atlanta at Kansas City (37,273) .....	10-14
Atlanta vs. G.B. (Canton - 17,411) .....	24-38

## 1970 (4-1)

NY Jets vs. Atlanta (Winston-Salem - 19,700) .....	33-7
Atlanta at Washington (35,186) .....	13-21
Kansas City at Atlanta (56,990) .....	22-17
Atlanta at Buffalo (30,869) .....	10-7
Atlanta at Miami (50,259) .....	20-17

## 1971 (3-2)

Atlanta at Kansas City (37,403) .....	10-12
Denver vs. Atlanta (Memphis - 22,474) .....	27-10
Buffalo at Atlanta (53,090) .....	35-24
Atlanta at New England (48,631) .....	45-35
Atlanta at San Diego (32,555) .....	14-21

## 1972 (1-4)

Atlanta at San Diego (41,404) .....	7-30
Pittsburgh at Atlanta (53,288) .....	17-31
Atlanta at Miami (75,372) .....	10-24
New York Jets at Atlanta (37,806) .....	3-9
Atlanta at Cincinnati (55,804) .....	44-14

## 1973 (2-3)

Atlanta vs. Baltimore (57,122) .....	10-34
Atlanta vs. New England (56,238) .....	10-27
Atlanta vs. Cleveland (Knoxville - 40,831) .....	20-17
Atlanta vs. Cincinnati (55,863) .....	31-20
Atlanta at Pittsburgh (50,350) .....	0-19

## 1974 (4-2)

Atlanta at Philadelphia (15,379) .....	23-7
Atlanta at Oakland (Berkeley - 34,319) .....	16-28
Atlanta vs. Cincinnati (Grant Field 44,127) .....	13-7
Atlanta at Houston (27,116) .....	10-6
Atlanta vs. Baltimore (50,085) .....	7-23
Atlanta at Denver (43,253) .....	20-14

## 1975 (3-3)

Atlanta at Washington (18,444) .....	16-14
Atlanta vs. Baltimore (Lincoln, Neb - 43,097) .....	3-10
Atlanta vs. Oakland (39,878) .....	22-7
Atlanta vs. N.Y. Jets (34,387) .....	16-13
Atlanta vs. Buffalo (Tampa, Fla. - 41,212) .....	14-16
Atlanta vs. Philadelphia (28,675) .....	14-17

## 1976 (2-4)

Atlanta vs. Washington (38,808) .....	10-17
Atlanta vs. Cleveland (Stillwater, Okla - 24,227) .....	7-31
Atlanta at Tampa Bay (Jacksonville, Fla. - 11,342) .....	3-17
Atlanta vs. New England (23,495) .....	17-28
Atlanta vs. Baltimore (24,986) .....	21-7
Atlanta at Green Bay (Milw - 54,989) .....	26-7

## 1977 (3-3)

Atlanta at St. Louis (24,667) .....	3-0
Atlanta vs. N.Y. Jets (28,954) .....	2-17
Atlanta vs. Denver (21,239) .....	2-10
Atlantavs. Tampa Bay (Orlando - 31,123) .....	30-21
Atlanta at Kansas City (22,748) .....	24-16

# PRESEASON RESULTS

Atlanta at New England (41,346).....10-29

## 1978 (2-2)

Atlanta at NY Jets (31,480).....20-17  
Atlanta at Pittsburgh (46,444).....7-13  
Atlanta vs. Philadelphia (51,306).....7-24  
Atlanta at Washington (29,487).....10-7

## 1979 (0-4)

Atlanta vs. New England (53,228).....14-37  
Atlanta at St. Louis (39,705).....17-42  
Atlanta vs. Washington (52,478).....6-16  
Atlanta at Green Bay (55,416).....35-45

## 1980 (1-3)

Atlanta at Seattle (59,555).....10-14  
Atlanta vs. Pittsburgh (55,695).....14-17  
Atlanta at San Diego (47,184).....9-17  
Atlanta vs. Baltimore (42,983).....51-35

## 1981 (2-3)

Atlanta vs. Cleveland (Canton, Ohio - 23,921).....10-24  
Atlanta at Oakland (42,697).....16-17  
Atlanta vs. NY Jets (51,163).....21-20  
Atlanta at Minnesota (42,908).....19-20  
Atlanta vs. Tampa Bay (53,688).....27-7

## 1982 (2-2)

Atlanta vs. Minnesota (49,831).....20-17  
Atlanta at Baltimore (Phoenix - 56,748).....3-34  
Atlanta vs. Philadelphia (51,175).....24-21  
Atlanta at Tampa Bay (62,933).....0-34

## 1983 (2-2)

Atlanta vs. Washington (46,052).....13-10  
Atlanta at Denver (73,199).....10-21  
Atlanta at Tampa Bay (57,237).....6-17  
Atlanta vs. Baltimore (37,420).....10-7

## 1984 (1-3)

Atlanta at Minnesota (51,693).....6-37  
Atlanta at New Orleans (58,502).....21-31  
Atlanta vs. Tampa Bay (29,610).....52-21  
Atlanta vs. Denver (30,988).....13-24

## 1985 (2-2)

Atlanta vs. Washington (30,574).....14-17  
Atlanta at Tampa Bay (34,040).....23-17  
Atlanta at Green Bay (Milw - 49,703).....24-28  
Atlanta vs. Miami (32,768).....19-17

## 1986 (2-2)

Atlanta vs. NY Giants (25,445).....31-24  
Atlanta at Tampa Bay (28,797).....20-17  
Atlanta vs. Cleveland (33,637).....21-27  
Atlanta at Washington (52,619).....21-29

## 1987 (1-3)

Atlanta vs. Buffalo (31,166).....19-14  
Atlanta at Kansas City (39,164).....10-13  
Atlanta vs. Cleveland (35,960).....3-23  
Atlanta vs. New England (Jacksonville - 59,129).....13-14

## 1988 (2-2)

Atlanta at New England (32,949).....34-30  
Atlanta vs. Kansas City (23,369).....13-27  
Atlanta vs. Tampa Bay (18,141).....19-14  
Atlanta at Washington (Birmingham - 51,400).....17-34

## 1989 (1-3)

Atlanta at Philadelphia (40,145).....17-23  
Atlanta at Tampa Bay (28,330).....0-27  
Atlanta vs. New England (21,118).....7-23  
Atlanta at Buffalo (Jacksonville- 41,813).....36-17

## 1990 (4-0)

Atlanta at Washington (Chapel Hill, N.C. - 52,036).....31-27  
Atlanta vs. Cincinnati (43,472).....34-17  
Atlanta at Green Bay (Milwaukee 51,069).....17-14  
Atlanta at New England (24,106).....45-14

# PRESEASON RESULTS

## 1991 (2-2)

Atlanta vs. L.A. Rams (Jacksonville 66,531).....	38-17
Atlanta at Houston (52,140).....	36-7
Atlanta vs. Tampa Bay (41,983).....	7-12
Atlanta at Dallas (53,689) OT.....	17-20

## 1992 (1-3)

Atlanta at Cleveland (59,566).....	0-7
Atlanta at Tampa Bay (37,000).....	28-40
Atlanta vs. Philadelphia (66,834).....	20-10
Atlanta vs. Buffalo (62,565).....	21-27

## 1993 (1-3)

Atlanta vs. Miami (51,798).....	27-28
Atlanta vs. Tampa Bay (49,108).....	20-10
Atlanta at Philadelphia (54,425).....	20-37
Atlanta at Buffalo (51,232).....	16-17

## 1994 (3-2)

Atlanta at S.D (23,185) (HOF Game, Canton, Ohio). ....	21-17
Atlanta at Denver (72,231).....	16-37
Atlanta vs. Buffalo (46,595).....	27-7
Atlanta at Cleveland (51,602).....	7-28
Atlanta vs. Philadelphia (40,780).....	20-12

## 1995 (2-2)

Atlanta at Philadelphia (43,678).....	17-25
Atlanta vs. Miami (42,579).....	37-0
Atlanta vs. Cleveland (41,813).....	19-10
Atlanta at Buffalo (41,765).....	14-20

## 1996 (2-2)

Atlanta at Seattle (30,284).....	17-19
Atlanta at Tampa Bay (32,855).....	0-16
Atlanta vs. Oakland (30,553).....	27-6
Atlanta vs. Arizona (29,306).....	31-30

## 1997 (1-3)

Atlanta at Detroit (40,425).....	17-20
Atlanta vs. Tampa Bay (34,219).....	17-12
Atlanta vs. Washington (37,984).....	31-35
Atlanta at Jacksonville (67,743).....	17-26

## 1998 (2-2)

Atlanta vs. Detroit (47,653).....	35-31
Atlanta vs. Baltimore (44,843).....	6-19
Atlanta at Tennessee (65,729).....	3-17
Atlanta at Cincinnati (39,651).....	28-16

## 1999 (2-2)

Atlanta vs. Detroit (47,653).....	35-31
Atlanta vs. Baltimore (44,843).....	6-19
Atlanta at Tennessee (65,729).....	3-17
Atlanta at Cincinnati (39,651).....	28-16

## 2000 (4-1)

Atlanta at Indianapolis (47,985).....	20-13
Atlanta at Dallas (42,178) (American Bowl, Tokyo Japan) ...	20-9
Atlanta vs. Cincinnati (38,346).....	31-16
Atlanta vs. San Diego (38,384).....	14-28
Atlanta at Jacksonville (55,946).....	31-20

## 2001 (3-1)

Atlanta vs. Pittsburgh (44,275).....	16-17
Atlanta at NY Jets (76,658).....	20-10
Atlanta at Washington (67,211).....	27-6
Atlanta vs. Tampa Bay (44,162).....	36-7

## 2002 (4-0)

Atlanta vs. Jacksonville (43,264).....	23-13
Atlanta vs. NY Giants (67,204).....	36-24
Atlanta at Dallas (62,942).....	21-19
Atlanta at Cincinnati (40,530).....	27-14

## 2003 (0-4)

Atlanta vs. Green Bay (68,818).....	21-27
Atlanta vs. Baltimore (68,237).....	10-13
Atlanta at Miami (59,093).....	21-30
Atlanta at Cleveland (69,618).....	9-20

## 2004 (2-2)

Atlanta at Baltimore (69,299).....	0-24
Atlanta vs. Minnesota (70,623).....	27-24
Atlanta vs. Cincinnati (70,331).....	37-10
Atlanta at Washington (72,892).....	0-27



# PRESEASON RESULTS

## 2005 (4-1)

Atlanta at Indianapolis (Tokyo, Japan, 45,203) .....	27-21
Atlanta vs. Baltimore (67,123) .....	16-3
Atlanta vs. Tennessee (69,327) .....	21-24
Atlanta at Jacksonville (60,596) .....	23-7
Atlanta at Miami (71,616) .....	20-17

## 2006 (2-2)

Atlanta vs. New England (69,283) .....	26-23
Atlanta at Green Bay (69,845) .....	10-38
Atlanta at Tennessee (69,143) .....	20-6
Atlanta vs. Jacksonville (70,616) .....	17-20

## 2007 (3-1)

Atlanta at NY Jets (75,767) .....	16-31
Atlanta at Buffalo (50,577) .....	13-10
Atlanta vs. Cincinnati (65,525) .....	24-19
Atlanta vs. Baltimore (71,377) .....	13-10

## 2008 (2-2)

Atlanta at Jacksonville (63,194) .....	17-20
Atlanta vs. Indianapolis (59,693) .....	9-16
Atlanta vs. Tennessee (47,318) .....	17-3
Atlanta at Baltimore (70,149) .....	10-9

## 2009 (2-2)

Atlanta at Detroit (34,785) .....	26-27
Atlanta at St. Louis (46,958) .....	20-13
Atlanta vs. San Diego (66,718) .....	27-24
Atlanta vs. Baltimore (66,610) .....	3-20

## 2010 (2-2)

Atlanta vs. Kansas City (65,726) .....	20-10
Atlanta vs. New England (66,783) .....	10-28
Atlanta at Miami (59,144) .....	16-6
Atlanta at Jacksonville (61,802) .....	9-13

## 2011 (0-4)

Atlanta vs. Miami (67,038) .....	23-28
Atlanta at Jacksonville (60,815) .....	13-15
Atlanta at Pittsburgh (56,754) .....	16-34
Atlanta vs. Baltimore (67,216) .....	7-21

## 2012 (1-3)

Atlanta vs. Baltimore (68,449) .....	17-31
Atlanta vs. Cincinnati (68,541) .....	19-24
Atlanta at Miami (41,550) .....	23-6
Atlanta at Jacksonville (62,362) .....	14-24

## 2013 (0-4)

Atlanta vs. Cincinnati (69,076) .....	10-34
Atlanta at Baltimore (70,527) .....	23-27
Atlanta at Tennessee (69,143) .....	16-27
Atlanta vs. Jacksonville (69,555) .....	16-20

## 2014 (2-2)

Atlanta vs. Miami (68,540) .....	16-10
Atlanta at Houston (71,644) .....	7-32
Atlanta vs. Tennessee (68,957) .....	17-24
Atlanta at Jacksonville (59,031) .....	24-14

## 2015 (2-2)

Atlanta vs. Tennessee (67,326) .....	31-24
Atlanta at NY Jets (78,160) .....	22-30
Atlanta at Miami (60,661) .....	9-13
Atlanta vs. Baltimore (67,393) .....	20-19

## 2016 (3-1)

Atlanta vs. Washington (65,340) .....	23-17
Atlanta at Cleveland (58,327) .....	24-13
Atlanta at Miami (Orlando) (45,974) .....	6-17
Atlanta vs. Jacksonville (67,385) .....	17-15

## 2017 (0-4)

Atlanta at Miami (64,271) .....	20-23
Atlanta at Pittsburgh (48,809) .....	13-17
Atlanta vs. Arizona (70,237) .....	14-24
Atlanta vs. Jacksonville (69,472) .....	7-13

## 2018 (0-4)

Atlanta at New York Jets .....	0-17
Atlanta vs. Kansas City .....	14-28
Atlanta at Jacksonville Jaguars .....	6-17
Atlanta vs. Miami Dolphins .....	7-34

# ALL-TIME RESULTS

## ATLANTA VS. ARIZONA

CARDINALS LEAD SERIES, 15-14; CARDINALS LEAD POSTSEASON, 1-0

1966	Falcons	16-10 (A)
1968	Cardinals	17-12 (StL)
1971	Cardinals	26-9 (A)
1973	Cardinals	32-10 (A)
1975	Cardinals	23-20 (StL)
1978	Cardinals	42-21 (StL)
1980	Falcons	33-27 (StL) (OT)
1981	Falcons	41-20 (A)
1982	Cardinals	23-20 (A)
1986	Falcons	33-13 (A)
1987	Cardinals	34-21 (A)
1989	Cardinals	34-20 (Phx)
1990	Cardinals	24-13 (A)
1991	Cardinals	16-10 (Phx)
1992	Falcons	20-17 (A)
1993	Cardinals	27-10 (A)
1994	Falcons	10-6 (A)
1995	Cardinals	40-37 (Phx) (OT)
1997	Cardinals	29-26 (Phx)
1999	Falcons	37-14 (A)
2001	Falcons	34-14 (Phx)
2004	Falcons	6-3 (A)
2006	Falcons	32-10 (A)
2007	Cardinals	30-27 (Arz) (OT)
*2008	Cardinals	30-24 (Arz)
2010	Falcons	41-7 (A)
2012	Falcons	23-19 (A)
2013	Cardinals	27-13 (Arz)
2014	Falcons	29-18 (A)
2016	Falcons	38-19 (A)

REGULAR SEASON POINTS: CARDINALS 621, FALCONS 662

POSTSEASON POINTS: CARDINALS 30, FALCONS 24

## ATLANTA VS. BALTIMORE

BALTIMORE LEAD SERIES, 3-2

1999	Ravens	19-13 (A)(OT)
2002	Falcons	20-17 (A)
2006	Ravens	24-10 (B)
2010	Falcons	26-21 (A)
2014	Ravens	29-7 (B)

TOTAL POINTS: RAVENS 110, FALCONS 76

## ATLANTA VS. BUFFALO

FALCONS LEAD SERIES, 7-5

1973	Bills	17-6 (A)
1977	Bills	3-0 (B)
1980	Falcons	30-14 (B)
1983	Falcons	31-14 (A)
1989	Falcons	30-28 (A)
1992	Bills	41-14 (B)
1995	Bills	23-17 (B)
2001	Falcons	33-30 (A)
2005	Falcons	24-21 (B)
2009	Falcons	31-3 (A)
2013	Falcons	34-31 (Tor) (OT)
2017	Bills	23-17 (A)

REGULAR SEASON POINTS: BILLS 243, FALCONS 267

## ATLANTA VS. CAROLINA

FALCONS LEAD SERIES, 28-18

1995	Falcons	23-20 (A)(OT)
	Panthers	21-17 (C)
1996	Panthers	29-6 (C)
	Falcons	20-17 (A)
1997	Panthers	9-6 (A)
	Panthers	21-12 (C)
1998	Falcons	19-14 (C)
	Falcons	51-23 (A)
1999	Falcons	27-20 (A)
	Panthers	34-28 (C)
2000	Falcons	15-10 (C)
	Falcons	13-12 (A)
2001	Falcons	24-16 (A)
	Falcons	10-7 (C)
2002	Falcons	30-0 (A)
	Falcons	41-0 (C)
2003	Panthers	23-3 (C)
	Falcons	20-14 (A) (OT)
2004	Falcons	27-10 (C)
	Falcons	34-31 (A) (OT)
2005	Panthers	24-6 (C)
	Panthers	44-11 (A)
2006	Falcons	20-6 (C)
	Panthers	10-3 (A)
2007	Panthers	27-20 (A)
	Falcons	20-13 (C)
2008	Panthers	24-9 (C)
	Falcons	45-28 (A)
2009	Falcons	28-20 (A)
	Panthers	28-19 (C)
2010	Falcons	31-10 (C)

# ALL-TIME RESULTS

	Falcons.....	31-10 (A)
2011	Falcons.....	31-17 (A)
	Falcons.....	31-23 (C)
2012	Falcons.....	30-28 (A)
	Panthers.....	30-20 (C)
2013	Panthers.....	34-10 (C)
	Panthers.....	21-20 (A)
2014	Falcons.....	19-17 (A)
	Panthers.....	34-3 (C)
2015	Panthers.....	38-0 (C)
	Falcons.....	20-13 (A)
2016	Falcons.....	48-33 (A)
	Falcons.....	33-16 (C)
2017	Panthers.....	20-17 (C)
	Falcons.....	22-10 (A)

**REGULAR SEASON POINTS: FALCONS 1,004, PANTHERS 878**

## ATLANTA VS. CHICAGO

**BEARS LEAD SERIES, 14-13**

1966	Bears.....	23-6 (C)
1967	Bears.....	23-14 (A)
1968	Falcons.....	16-13 (C)
1969	Falcons.....	48-31 (A)
1970	Bears.....	23-14 (A)
1972	Falcons.....	37-21 (C)
1973	Falcons.....	46-6 (A)
1974	Falcons.....	13-10 (A)
1976	Falcons.....	10-0 (C)
1977	Falcons.....	16-10 (C)
1978	Bears.....	13-7 (C)
1980	Falcons.....	28-17 (A)
1983	Falcons.....	20-17 (C)
1985	Bears.....	36-0 (C)
1986	Bears.....	13-10 (A)
1990	Bears.....	30-24 (C)
1992	Bears.....	41-31 (C)
1993	Bears.....	6-0 (C)
1998	Falcons.....	20-13 (A)
2001	Bears.....	31-3 (A)
2002	Bears.....	14-13 (A)
2005	Bears.....	16-3 (C)
2008	Falcons.....	22-20 (A)
2009	Falcons.....	21-14 (A)
2011	Bears.....	30-12 (C)
2014	Bears.....	27-13 (A)
2017	Falcons.....	23-17 (C)

**REGULAR SEASON POINTS: BEARS 515, FALCONS 470**

## ATLANTA VS. CINCINNATI

**BENGALS LEAD SERIES, 8-5**

1971	Falcons.....	9-6 (C)
1975	Bengals.....	21-14 (A)
1978	Bengals.....	37-7 (C)
1981	Bengals.....	30-28 (A)
1984	Bengals.....	35-14 (C)
1987	Bengals.....	16-10 (A)
1990	Falcons.....	38-17 (A)
1993	Bengals.....	21-17 (C)
1996	Bengals.....	41-31 (C)
2002	Falcons.....	30-3 (A)
2006	Falcons.....	29-27 (C)
2010	Falcons.....	39-32 (A)
2014	Bengals.....	24-10 (C)

**REGULAR SEASON POINTS: BENGALS 310, FALCONS 276**

## ATLANTA VS. CLEVELAND

**BROWNS LEAD SERIES, 11-3**

1966	Browns.....	49-17 (A)
1968	Browns.....	30-7 (C)
1971	Falcons.....	31-14 (C)
1976	Browns.....	20-17 (A)
1978	Browns.....	24-16 (A)
1981	Browns.....	28-17 (C)
1984	Browns.....	23-7 (A)
1987	Browns.....	38-3 (C)
1990	Browns.....	13-10 (C)
1993	Falcons.....	17-14 (A)
2002	Browns.....	24-16 (C)
2006	Browns.....	17-13 (A)
2010	Falcons.....	20-10 (C)
2014	Browns.....	26-24 (A)

**REGULAR SEASON POINTS: BROWNS 330, FALCONS 215**

## ATLANTA VS. DALLAS

**COWBOYS LEAD SERIES, 14-11; COWBOYS LEAD POSTSEASON, 2-0**

1966	Cowboys.....	47-14 (A)
1967	Cowboys.....	37-7 (D)
1969	Cowboys.....	24-17 (A)
1970	Cowboys.....	13-0 (D)
1974	Cowboys.....	24-0 (A)
1976	Falcons.....	17-10 (A)
*1978	Cowboys.....	27-20 (D)
*1980	Cowboys.....	30-27 (A)

# ALL-TIME RESULTS

1985	Cowboys	24-10 (D)
1986	Falcons	37-35 (D)
1987	Falcons	21-10 (D)
1988	Cowboys	26-20 (D)
1989	Falcons	27-21 (A)
1990	Falcons	26-7 (A)
1991	Cowboys	31-27 (D)
1992	Cowboys	41-17 (A)
1993	Falcons	27-14 (A)
1995	Cowboys	28-13 (A)
1996	Cowboys	32-28 (D)
1999	Cowboys	24-7 (D)
2001	Falcons	20-13 (A)
2003	Falcons	27-13 (D)
2006	Cowboys	38-28 (A)
2009	Cowboys	37-21 (D)
2012	Falcons	19-13 (A)
2015	Falcons	39-28 (D)
2017	Falcons	27-7 (A)

**REGULAR SEASON POINTS: COWBOYS 597, FALCONS 496**

**POSTSEASON POINTS: COWBOYS 57, FALCONS 47**

## ATLANTA VS. DENVER

**BRONCOS LEAD SERIES, 8-6; BRONCOS LEAD POSTSEASON, 1-0**

1970	Broncos	24-10 (D)
1972	Falcons	23-20 (A)
1975	Falcons	35-21 (A)
1979	Broncos	20-17 (A) (OT)
1982	Falcons	34-27 (D)
1985	Broncos	44-28 (A)
1988	Broncos	30-14 (D)
1994	Broncos	32-28 (D)
1997	Broncos	29-21 (A)
*1998	Broncos	34-19 (Mia)
2000	Broncos	42-14 (D)
2004	Falcons	41-28 (A)
2008	Broncos	24-20 (A)
2012	Falcons	27-21 (A)
2016	Falcons	23-16 (D)

**REGULAR SEASON POINTS: BRONCOS 350, ATLANTA 294**

**POSTSEASON POINTS: BRONCOS 34, ATLANTA 19**

\*Super Bowl XXXIII

## ATLANTA VS. DETROIT

**LIONS LEAD SERIES 24-13**

1966	Lions	28-10 (D)
------	-------	-----------

1967	Lions	24-3 (D)
1968	Lions	24-7 (A)
1969	Lions	27-21 (D)
1971	Lions	41-38 (D)
1972	Lions	26-23 (A)
1973	Lions	31-6 (D)
1975	Lions	17-14 (A)
1976	Lions	24-10 (D)
1977	Falcons	17-6 (A)
1978	Falcons	14-0 (A)
1979	Lions	24-23 (D)
1980	Falcons	43-28 (A)
1983	Falcons	30-14 (D)
1984	Lions	27-24 (A) (OT)
1985	Lions	28-27 (A)
1986	Falcons	20-6 (D)
1987	Lions	30-13 (A)
1988	Lions	31-17 (D)
1989	Lions	31-24 (A)
1990	Lions	21-14 (D)
1993	Lions	30-13 (D)
1994	Lions	31-28 (D) (OT)
1995	Falcons	34-22 (A)
1996	Lions	28-24 (D)
1997	Lions	28-17 (D)
1998	Falcons	24-17 (D)
2000	Lions	13-10 (D)
2002	Falcons	36-15 (A)
2004	Lions	17-10 (A)
2005	Falcons	27-7 (D)
2006	Lions	30-14 (D)
2008	Falcons	34-21 (A)
2011	Falcons	23-16 (D)
2012	Falcons	31-18 (D)
2014	Lions	22-21 (London)
2017	Falcons	30-26 (A)

**REGULAR SEASON POINTS: LIONS 829, FALCONS 774**

## ATLANTA VS. GREEN BAY

**GREEN BAY LEADS SERIES, 15-14; POSTSEASON SERIES TIED, 2-2**

1966	Packers	56-3 (Mil)
1967	Packers	23-0 (Mil)
1968	Packers	38-7 (A)
1969	Packers	28-10 (GB)
1970	Packers	27-24 (GB)
1971	Falcons	28-21 (A)
1972	Falcons	10-9 (Mil)
1974	Falcons	10-3 (A)
1975	Packers	22-13 (GB)
1976	Packers	24-20 (A)

# ALL-TIME RESULTS

1979	Falcons	25-7 (A)
1981	Falcons	31-17 (GB)
1982	Packers	38-7 (A)
1983	Falcons	47-41 (A-OT)
1988	Falcons	20-0 (A)
1989	Packers	23-21 (Mil)
1991	Falcons	35-31 (A)
1992	Falcons	24-10 (A)
1994	Packers	21-17 (Mil)
*1995	Packers	37-20 (GB)
2001	Falcons	23-20 (GB)
2002	Packers	37-34 (GB-OT)
*2002	Falcons	27-7 (GB)
2005	Packers	33-25 (A)
2008	Falcons	27-24 (GB)
2010	Falcons	20-17 (A)
	*Packers	48-21 (A)
2011	Packers	25-14 (A)
2013	Packers	22-21 (GB)
2014	Packers	43-37 (GB)
2016	Falcons	33-32 (A)
2016	**Falcons	44-21 (A)
2017	Falcons	34-23 (A)

**REGULAR SEASON POINTS: PACKERS 715, FALCONS 624**

**POSTSEASON POINTS: PACKERS 113, FALCONS 112**

\*NFC Wild Card ^NFC Divisional Round \*\*NFC Championship

## ATLANTA VS. HOUSTON

**HOUSTON LEADS SERIES, 2-2**

2003	Texans	17-13 (H)
2007	Falcons	26-16 (A)
2011	Texans	17-10 (H)
2015	Falcons	48-21 (A)

**REGULAR SEASON POINTS: FALCONS 97, TEXANS 71**

## ATLANTA VS. INDIANAPOLIS\*

**COLTS LEAD SERIES, 14-2**

1966	Colts	19-7 (A)
1967	Colts	38-31 (B)
	Colts	49-7 (A)
1968	Colts	28-20 (A)
	Colts	44-0 (B)
1969	Colts	21-14 (A)
	Colts	13-6 (B)
1974	Colts	17-7 (A)
1986	Colts	28-23 (A)

1989	Colts	13-9 (I)
1998	Falcons	28-21 (A)
2001	Colts	41-27 (I)
2003	Colts	38-7 (I)
2007	Colts	31-13 (A)
2011	Falcons	31-7 (I)
2015	Colts	24-21 (A)

**REGULAR SEASON POINTS: COLTS 432, FALCONS 251**

\*Franchise in Baltimore prior to 1984.

## ATLANTA VS. JACKSONVILLE

**SERIES TIED, 3-3**

1996	Jaguars	19-17 (J)
1999	Jaguars	30-7 (A)
2003	Falcons	21-14 (A)
2007	Jaguars	13-7 (J)
2011	Falcons	41-14 (A)
2015	Falcons	23-17 (J)

**REGULAR SEASON POINTS: FALCONS 116, JAGUARS 104**

## ATLANTA VS. KANSAS CITY

**CHIEFS LEAD SERIES, 6-3**

1972	Chiefs	17-14 (A)
1985	Chiefs	38-10 (KC)
1991	Chiefs	14-3 (KC)
1994	Chiefs	30-10 (A)
2000	Falcons	29-13 (A)
2004	Chiefs	56-10 (KC)
2008	Falcons	38-14 (A)
2012	Falcons	40-24 (KC)
2016	Chiefs	29-28 (A)

**REGULAR SEASON POINTS: CHIEFS 235, FALCONS 182**

## ATLANTA VS. LOS ANGELES\*

**RAMS LEAD SERIES, 47-28-2; FALCONS LEAD POSTSEASON, 2-0**

1966	Rams	19-14 (A)
1967	Rams	31-3 (A)
	Rams	20-3 (LA)
1968	Rams	27-14 (LA)
	Rams	17-10 (A)
1969	Rams	17-7 (LA)
	Rams	38-6 (A)

# ALL-TIME RESULTS

1970	Tie.....	10-10 (LA)
	Rams.....	17-7 (A)
1971	Tie.....	20-20 (LA)
	Rams.....	24-16 (A)
1972	Falcons.....	31-3 (A)
	Rams.....	20-7 (LA)
1973	Rams.....	31-0 (LA)
	Falcons.....	15-13 (A)
1974	Rams.....	21-0 (LA)
	Rams.....	30-7 (A)
1975	Rams.....	22-7 (LA)
	Rams.....	16-7 (A)
1976	Rams.....	30-14 (A)
	Rams.....	59-0 (LA)
1977	Falcons.....	17-6 (A)
	Rams.....	23-7 (LA)
1978	Rams.....	10-0 (LA)
	Falcons.....	15-7 (A)
1979	Rams.....	20-14 (LA)
	Rams.....	34-13 (A)
1980	Falcons.....	13-10 (A)
	Rams.....	20-17 (LA)(OT)
1981	Rams.....	37-35 (A)
	Rams.....	21-16 (LA)
1982	Falcons.....	34-17 (A)
1983	Rams.....	27-21 (LA)
	Rams.....	36-13 (A)
1984	Falcons.....	30-28 (LA)
	Rams.....	24-10 (A)
1985	Rams.....	17-6 (LA)
	Falcons.....	30-14 (A)
1986	Falcons.....	26-14 (A)
	Rams.....	14-7 (LA)
1987	Falcons.....	24-20 (A)
	Rams.....	33-0 (LA)
1988	Rams.....	33-0 (A)
	Rams.....	22-7 (LA)
1989	Rams.....	31-21 (A)
	Rams.....	26-14 (LA)
1990	Rams.....	44-24 (LA)
	Falcons.....	20-13 (A)
1991	Falcons.....	31-14 (A)
	Falcons.....	31-14 (LA)
1992	Falcons.....	30-28 (A)
	Rams.....	38-27 (LA)
1993	Falcons.....	30-24 (A)
	Falcons.....	13-0 (LA)
1994	Falcons.....	31-13 (A)
	Falcons.....	8-5 (LA)
1995	Rams.....	21-19 (StL)
	Falcons.....	31-6 (A)
1996	Rams.....	59-16 (StL)
	Rams.....	34-27 (A)
1997	Falcons.....	34-31 (A)

	Falcons.....	27-21 (StL)
1998	Falcons.....	37-15 (A)
	Falcons.....	21-10 (StL)
1999	Rams.....	35-7 (StL)
	Rams.....	41-13 (A)
2000	Rams.....	41-20 (A)
	Rams.....	45-29 (StL)
2001	Rams.....	35-6 (A)
	Rams.....	31-13 (StL)
2003	Rams.....	36-0 (StL)
2004	Falcons.....	34-17 (A)
*2005	Falcons.....	47-17 (A)
2007	Rams.....	28-16 (StL)
2008	Falcons.....	31-27 (A)
2010	Falcons.....	34-17 (StL)
2013	Falcons.....	31-24 (A)
2016	Falcons.....	42-14 (LA)
*2017	Falcons.....	26-13 (LA)

**REGULAR SEASON POINTS: RAMS 1,810, FALCONS 1,321**

**POSTSEASON POINTS: FALCONS 73, RAMS 30**

*-Rams in LA prior to 1995; in STL prior to 2016*

*\*NFC Wildcard \*NFC Divisional Playoff*

## ATLANTA VS. MIAMI

**DOLPHINS LEAD SERIES, 9-4**

1970	Dolphins.....	20-7 (A)
1974	Dolphins.....	42-7 (M)
1980	Dolphins.....	20-17 (A)
1983	Dolphins.....	31-24 (M)
1986	Falcons.....	20-14 (M)
1992	Dolphins.....	21-17 (M)
1995	Dolphins.....	21-20 (M)
1998	Falcons.....	38-16 (A)
2001	Dolphins.....	21-14 (M)
2005	Falcons.....	17-10 (M)
2009	Falcons.....	19-7 (A)
2013	Dolphins.....	27-23 (M)
2017	Dolphins.....	20-17 (A)

**REGULAR SEASON POINTS: DOLPHINS 270, FALCONS 240**

## ATLANTA VS. MINNESOTA

**VIKINGS LEAD SERIES, 18-10; POSTSEASON TIED, 1-1**

1966	Falcons.....	20-13 (M)
1967	Falcons.....	21-20 (A)
1968	Vikings.....	47-7 (M)
1969	Falcons.....	10-3 (A)

# ALL-TIME RESULTS

1970	Vikings.....	37-7 (A)
1971	Vikings.....	24-7 (M)
1973	Falcons.....	20-14 (A)
1974	Vikings.....	23-10 (M)
1975	Vikings.....	38-0 (M)
1977	Vikings.....	14-7 (A)
1980	Vikings.....	24-23 (M)
1981	Falcons.....	31-30 (A)
*1982	Vikings.....	30-24 (M)
1984	Vikings.....	27-20 (M)
1985	Falcons.....	14-13 (A)
1987	Vikings.....	24-13(M)
1989	Vikings.....	43-17 (M)
1991	Vikings.....	20-19 (A)
1996	Vikings.....	23-17 (A)
**1998	Falcons.....	30-27 (M)(OT)
1999	Vikings.....	17-14 (A)
2002	Falcons.....	30-24 (M) (OT)
2003	Vikings.....	39-26 (A)
2005	Falcons.....	30-10 (A)
2007	Vikings.....	24-3 (M)
2008	Falcons.....	24-17 (M)
2011	Falcons.....	24-14 (A)
2014	Vikings.....	41-28 (M)
2015	Vikings.....	20-10 (A)
2017	Vikings.....	14-9 (A)

**REGULAR SEASON POINTS: VIKINGS 657, FALCONS 461**

**POSTSEASON POINTS: VIKINGS 57, FALCONS 54**

\*NFC Playoffs \*\* NFC Championship

## ATLANTA VS. NEW ENGLAND

**PATRIOTS LEADS SERIES, 8-6; PATRIOTS LEAD POSTSEASON, 1-0**

1972	Patriots.....	21-20 (NE)
1977	Patriots.....	16-10 (A)
1980	Falcons.....	37-21 (NE)
1983	Falcons.....	24-13 (A)
1986	Patriots.....	25-17 (NE)
1989	Falcons.....	16-15 (A)
1992	Falcons.....	34-0 (A)
1995	Falcons.....	30-17 (A)
1998	Falcons.....	41-10 (NE)
2001	Patriots.....	24-10 (A)
2005	Patriots.....	31-28 (A)
2009	Patriots.....	26-10 (NE)
2013	Patriots.....	30-23 (A)
*2016	Patriots.....	34-28 (Hou) (OT)
2017	Patriots.....	23-7 (NE)

**REGULAR SEASON POINTS: FALCONS 307, PATRIOTS 272**

**POSTSEASON POINTS: PATRIOTS 34, FALCONS 28**

\*Super Bowl LI

## ATLANTA VS. NEW ORLEANS

**FALCONS LEAD SERIES, 51-46; FALCONS LEAD POSTSEASON, 1-0**

1967	Saints.....	27-24 (NO)
1969	Falcons.....	45-17 (A)
1970	Falcons.....	14-3 (NO)
	Falcons.....	32-14 (A)
1971	Falcons.....	28-6 (A)
	Falcons.....	24-20 (NO)
1972	Falcons.....	21-14 (NO)
	Falcons.....	36-20 (A)
1973	Falcons.....	62-7 (NO)
	Falcons.....	14-10 (A)
1974	Saints.....	14-13 (NO)
	Saints.....	13-3 (A)
1975	Falcons.....	14-7 (A)
	Saints.....	23-7 (NO)
1976	Saints.....	30-0 (NO)
	Falcons.....	23-20 (A)
1977	Saints.....	21-20 (NO)
	Falcons.....	35-7 (A)
1978	Falcons.....	20-17 (NO)
	Falcons.....	20-17 (A)
1979	Falcons.....	40-34 (NO)(OT)
	Saints.....	37-6 (A)
1980	Falcons.....	41-14 (NO)
	Falcons.....	31-13 (A)
1981	Falcons.....	27-0 (A)
	Falcons.....	41-10 (NO)
1982	Falcons.....	35-0 (A)
	Saints.....	35-6 (NO)
1983	Saints.....	19-17 (A)
	Saints.....	27-10 (NO)
1984	Falcons.....	36-28 (NO)
	Saints.....	17-13 (A)
1985	Falcons.....	31-24 (A)
	Falcons.....	16-10 (NO)
1986	Falcons.....	31-10 (NO)
	Saints.....	14-9 (A)
1987	Saints.....	38-0 (A)
1988	Saints.....	29-21 (A)
	Saints.....	10-9 (NO)
1989	Saints.....	20-13 (NO)
	Saints.....	26-17 (A)
1990	Falcons.....	28-27 (A)
	Saints.....	10-7 (NO)
1991	Saints.....	27-6 (A)
	Falcons.....	23-20 (NO)(OT)
	*Falcons.....	27-20 (NO)
1992	Saints.....	10-7 (A)
	Saints.....	22-14 (NO)
1993	Saints.....	34-31 (A)
	Falcons.....	26-15 (NO)
1994	Saints.....	33-32 (NO)
	Saints.....	29-20 (A)
1995	Falcons.....	27-24 (NO) (OT)

# ALL-TIME RESULTS

	Falcons	19-14 (A)
1996	Falcons	17-15 (A)
	Falcons	31-15 (NO)
1997	Falcons	23-17 (NO)
	Falcons	20-3 (A)
1998	Falcons	31-23 (A)
	Falcons	27-17 (NO)
1999	Falcons	20-17 (NO)
	Falcons	35-12 (A)
2000	Saints	21-19 (A)
	Saints	23-7 (NO)
2001	Falcons	20-13 (NO)
	Saints	28-10 (A)
2002	Falcons	37-35 (NO)
	Falcons	24-17 (A)
2003	Saints	45-17 (A)
	Saints	23-20 (NO) (OT)
2004	Falcons	24-21 (A)
	Saints	26-13 (NO)
2005	Falcons	34-31 (NO)
	Falcons	36-17 (A)
2006	Saints	23-3 (NO)
	Saints	31-13 (A)
2007	Saints	22-16 (NO)
	Saints	34-14 (A)
2008	Falcons	34-20 (A)
	Saints	29-25 (NO)
2009	Saints	35-27 (NO)
	Saints	26-23 (A)
2010	Falcons	27-24 (NO) (OT)
	Saints	17-14 (A)
2011	Saints	26-23 (A) (OT)
	Saints	45-16 (NO)
2012	Saints	31-27 (NO)
	Falcons	23-13 (A)
2013	Saints	23-17 (NO)
	Saints	17-13 (A)
2014	Falcons	37-34 (A)
	Falcons	30-14 (NO)
2015	Saints	31-21 (NO)
	Saints	20-17 (A)
2016	Falcons	45-32 (NO)
	Falcons	38-32 (A)
2017	Falcons	20-17 (A)
	Saints	23-13 (NO)

**REGULAR SEASON POINTS: FALCONS 2,146, SAINTS 2,022**  
**POSTSEASON POINTS: FALCONS 27, SAINTS 20**

\*NFC Wild Card

## ATLANTA VS. N.Y. GIANTS

**FALCONS LEAD, 12-11; GIANTS LEAD POSTSEASON, 1-0**

1966	Falcons	27-16 (NY)
1968	Falcons	24-21 (A)
1971	Giants	21-17 (A)
1974	Falcons	14-7 (New Haven)
1977	Falcons	17-3 (A)
1978	Falcons	23-20 (A)
1979	Giants	24-3 (NY)
1981	Giants	27-24 (A) (OT)
1982	Falcons	16-14 (NY)
1983	Giants	16-13 (A) (OT)
1984	Giants	19-7 (A)
1988	Giants	23-16 (A)
1998	Falcons	34-20 (NY)
2000	Giants	13-6 (A)
2002	Falcons	17-10 (NY)
2003	Falcons	27-7 (NY)
2004	Falcons	14-10 (NY)
2006	Giants	27-14 (A)
2007	Giants	31-10 (A)
2009	Giants	34-31 OT (NY)
*2011	Giants	24-2 (NY)
2012	Falcons	34-0 (A)
2014	Giants	30-20 (NY)
2015	Falcons	24-20 (NY)

**REGULAR SEASON POINTS: FALCONS, 432, GIANTS 413**  
**POSTSEASON POINTS: GIANTS 24, FALCONS 2**

\*NFC Wildcard Playoff Game

## ATLANTA VS. N.Y. JETS

**FALCONS LEAD SERIES, 7-5**

1973	Falcons	28-20 (NY)
1980	Jets	14-7 (A)
1983	Falcons	27-21 (NY)
1986	Jets	28-14 (A)
1989	Jets	27-7 (NY)
1992	Falcons	20-17 (A)
1995	Falcons	13-3 (A)
1998	Jets	28-3 (NY)
2005	Falcons	27-14 (A)
2009	Falcons	10-7 (NY)
2013	Jets	30-28 (A)
2017	Falcons	25-20 (NY)

**REGULAR SEASON POINTS: JETS 229, FALCONS 209**

## ATLANTA VS. OAKLAND\*

**SERIES TIED, 7-7**



# ALL-TIME RESULTS

1971	Falcons	24-13 (A)
1975	Raiders	37-34 (O) (OT)
1979	Raiders	50-19 (O)
1982	Raiders	38-14 (A)
1985	Raiders	34-24 (A)
1988	Falcons	12-6 (LA)
1991	Falcons	21-17 (A)
1994	Raiders	30-17 (LA)
1997	Raiders	36-31 (A)
2000	Raiders	41-14 (O)
2004	Falcons	35-10 (A)
2008	Falcons	24-0 (O)
2012	Falcons	23-20 (A)
2016	Falcons	35-28 (O)

**REGULAR SEASON POINTS: RAIDERS 360, FALCONS 327**

*\*Franchise in LA from 1983-1994*

## ATLANTA VS. PHILADELPHIA

**EAGLES LEAD SERIES, 16-13-1; EAGLES LEAD POSTSEASON, 3-1**

1966	Eagles	23-10 (P)
1967	Eagles	38-7 (A)
1969	Falcons	27-3 (P)
1970	Tie	13-13 (P)
1973	Falcons	44-27 (P)
1976	Eagles	14-13 (A)
*1978	Falcons	14-13 (A)
1979	Falcons	14-10 (P)
1980	Falcons	20-17 (P)
1981	Eagles	16-13 (P)
1983	Eagles	28-24 (A)
1984	Falcons	26-10 (A)
1985	Eagles	23-17 (P)(OT)
1986	Eagles	16-0 (A)
1988	Falcons	27-24 (P)
1990	Eagles	24-23 (A)
1994	Falcons	28-21 (A)
1996	Eagles	33-18 (A)
1997	Falcons	20-17 (A)
1998	Falcons	17-12 (A)
2000	Eagles	38-10 (P)
#2002	Eagles	20-6 (P)
2003	Eagles	23-16 (A)
*2005	Eagles	27-10 (P)
2005	Falcons	14-10 (A)
2006	Eagles	24-17 (P)
2008	Eagles	27-14 (P)
2009	Eagles	34-7 (A)
2010	Eagles	31-17 (P)
2011	Falcons	35-31 (A)

2012	Falcons	30-17 (P)
2015	Falcons	26-24 (A)
2016	Eagles	24-15 (P)
#2017	Eagles	15-10 (P)

**REGULAR SEASON POINTS: EAGLES 652, FALCONS 562**

**POSTSEASON POINTS: EAGLES 75, FALCONS 40**

*\*NFC Wild Card #NFC Divisional Playoff ^NFC Championship Game*

## ATLANTA VS. PITTSBURGH

**STEELERS LEAD SERIES, 13-2-1**

1966	Steelers	57-33 (A)
1968	Steelers	41-21 (A)
1970	Falcons	27-16 (A)
1974	Steelers	24-17 (P)
1978	Steelers	31-7 (P)
1981	Steelers	34-20 (A)
1984	Steelers	35-10 (P)
1987	Steelers	28-12 (A)
1990	Steelers	21-9 (P)
1993	Steelers	45-17 (A)
1996	Steelers	20-17 (A)
1999	Steelers	13-9 (P)
2002	Tie	34-34 (P)
2006	Falcons	41-38 (A)
2010	Steelers	15-9 (P) (OT)
2014	Steelers	27-20 (A)

**REGULAR SEASON POINTS: STEELERS 452, FALCONS 283**

## ATLANTA VS. SAN DIEGO

**FALCONS LEAD SERIES, 8-2**

1973	Falcons	41-0 (SD)
1979	Falcons	28-26 (SD)
1988	Chargers	10-7 (A)
1991	Falcons	13-10 (SD)
1994	Falcons	10-9 (A)
1997	Falcons	14-3 (SD)
2000	Falcons	21-20 (A)
2008	Falcons	22-16 (SD)
2012	Falcons	27-3 (SD)
2016	Chargers	33-30 (A)

**REGULAR SEASON POINTS: FALCONS 213, CHARGERS 130**

## ATLANTA VS. SAN FRANCISCO

**49ERS LEAD SERIES, 46-30-1; POSTSEASON SERIES TIED, 1-1**

# ALL-TIME RESULTS

1966	49ers.....	44-7 (A)	1994	Falcons.....	27-24 (A)
1967	49ers.....	38-7 (SF)		49ers.....	42-3 (A)
	49ers.....	34-28 (A)	1995	49ers.....	50-14 (SF)
1968	49ers.....	28-13 (SF)		49ers.....	41-10 (SF)
	49ers.....	14-12 (A)	1996	Falcons.....	28-27 (A)
1969	Falcons.....	24-12 (A)		49ers.....	39-17 (SF)
	Falcons.....	21-7 (SF)	1997	49ers.....	34-10 (A)
1970	Falcons.....	21-20 (A)		49ers.....	34-7 (SF)
	49ers.....	24-20 (SF)	1998	49ers.....	35-28 (A)
1971	Falcons.....	20-17 (A)		49ers.....	31-20 (SF)
	49ers.....	24-3 (SF)		Falcons.....	31-19 (A)
1972	49ers.....	49-14 (A)		*Falcons.....	20-18 (A)
	49ers.....	20-0 (SF)	1999	49ers.....	26-7 (SF)
1973	49ers.....	13-9 (A)		Falcons.....	34-29 (A)
	Falcons.....	17-3 (SF)	2000	Falcons.....	36-28 (A)
1974	49ers.....	16-10 (A)		49ers.....	16-6 (SF)
	49ers.....	27-0 (SF)	2001	49ers.....	16-13 (SF) (OT)
1975	Falcons.....	17-3 (SF)		49ers.....	37-31 (A) (OT)
	Falcons.....	31-9 (A)	2004	Falcons.....	21-19 (SF)
1976	49ers.....	15-0 (SF)	2007	Falcons.....	20-16 (A)
	Falcons.....	21-16 (A)	2009	Falcons.....	45-10 (SF)
1977	Falcons.....	7-0 (SF)		Falcons.....	16-14 (A)
	49ers.....	10-3 (A)	**2012	49ers.....	28-24 (A)
1978	Falcons.....	20-17 (SF)	2013	49ers.....	34-24 (SF)
	Falcons.....	21-10 (A)	2015	49ers.....	17-16 (SF)
1979	49ers.....	20-15 (SF)	2016	Falcons.....	41-13 (A)
	Falcons.....	31-21 (A)			
1980	Falcons.....	20-17 (SF)			
	Falcons.....	35-10 (A)			
1981	Falcons.....	34-17 (A)			
	49ers.....	17-14 (SF)			
1982	Falcons.....	17-7 (SF)			
1983	49ers.....	24-20 (SF)			
	Falcons.....	28-24 (A)			
1984	49ers.....	14-5 (SF)			
	49ers.....	35-17 (A)			
1985	49ers.....	35-16 (SF)			
	49ers.....	38-17 (A)			
1986	Tie.....	10-10 (A)(OT)			
	49ers.....	20-0 (SF)			
1987	49ers.....	25-17 (A)			
	49ers.....	35-7 (SF)			
1988	Falcons.....	34-17 (SF)			
	49ers.....	13-3 (A)			
1989	49ers.....	45-3 (SF)			
	49ers.....	23-10 (A)			
1990	49ers.....	19-13 (SF)			
	49ers.....	45-35 (A)			
1991	Falcons.....	39-34 (SF)			
	Falcons.....	17-14 (A)			
1992	49ers.....	56-17 (SF)			
	49ers.....	41-3 (A)			
1993	49ers.....	37-30 (SF)			

**REGULAR SEASON POINTS: 49ERS 1,834, FALCONS 1,358**

*\*NFC Divisional Playoffs \*\*2012 NFC Championship*

## ATLANTA VS. SEATTLE

**SEAHAWKS LEAD SERIES, 10-6; FALCONS LEAD POSTSEASON, 2-0**

1976	Seahawks.....	30-13 (S)
1979	Seahawks.....	31-28 (A)
1985	Seahawks.....	30-26 (S)
1988	Seahawks.....	31-20 (A)
1991	Falcons.....	26-13 (A)
1997	Falcons.....	24-17 (S)
2000	Seahawks.....	30-10 (A)
2002	Seahawks.....	30-24 (A) (OT)
2004	Seahawks.....	28-26 (S)
2005	Seahawks.....	21-18 (S)
2007	Falcons.....	44-41 (A)
2010	Falcons.....	34-18 (S)
2011	Falcons.....	30-28 (S)
*2012	Falcons.....	30-28 (A)
2013	Seahawks.....	33-10 (A)
2016	Seahawks.....	26-24 (S)
*2016	Atlanta.....	36-20 (A)
2017	Atlanta.....	34-31 (S)

# ALL-TIME RESULTS

**REGULAR SEASON POINTS: SEAHAWKS 438, FALCONS 391**

**POSTSEASON POINTS: FALCONS 66, SEAHAWKS 48**

*\*NFC Divisional Playoffs*

## ATLANTA VS. TAMPA BAY

**FALCONS LEAD SERIES, 25-24**

1977	Falcons	17-0 (TB)
1978	Bucs	14-9 (TB)
1979	Falcons	17-14 (A)
1981	Bucs	24-23 (TB)
1984	Bucs	23-6 (TB)
1986	Falcons	23-20 (TB) (OT)
1987	Bucs	48-10 (TB)
1988	Falcons	17-10 (A)
1990	Bucs	23-17 (TB)
1991	Falcons	43-7 (A)
1992	Falcons	35-7 (TB)
1993	Bucs	31-24 (A)
1994	Falcons	34-13 (A)
1995	Falcons	24-21 (TB)
1997	Bucs	31-10 (A)
1999	Bucs	19-10 (TB)
2000	Bucs	27-14 (A)
2002	Bucs	20-6 (A)
	Bucs	34-10 (TB)
2003	Bucs	31-10 (A)
	Falcons	30-28 (TB)
2004	Falcons	24-14 (A)
	Bucs	27-0 (TB)
2005	Bucs	30-27 (A)
	Bucs	27-24 (TB)
2006	Falcons	14-3 (A)
	Falcons	17-6 (TB)
2007	Bucs	31-7 (A)
	Bucs	37-3 (TB)
2008	Bucs	24-9 (TB)
	Falcons	13-10 (A) (OT)
2009	Falcons	20-17 (A)
	Falcons	20-10 (TB)
2010	Falcons	27-21 (A)
	Falcons	28-24 (TB)
2011	Bucs	16-13 (TB)
	Falcons	45-24 (A)
2012	Falcons	24-23 (TB)
	Bucs	24-17 (A)
2013	Falcons	31-23 (A)
	Bucs	41-28 (TB)
2014	Falcons	56-14 (A)
	Falcons	27-17 (TB)
2015	Buccaneers	23-20 (A)
	Buccaneers	23-19 (TB)

2016	Buccaneers	31-24 (A)
	Falcons	43-28 (TB)
2017	Falcons	34-20 (A)
	Falcons	24-21 (TB)

**REGULAR SEASON POINTS: BUCS 1,054, FALCONS 1,027**

## ATLANTA VS. TENNESSEE\*

**SERIES TIED, 7-7**

1972	Falcons	20-10 (A)
1976	Oilers	20-14 (H)
1978	Falcons	20-14 (A)
1981	Falcons	31-27 (H)
1984	Falcons	42-10 (A)
1987	Oilers	37-33 (H)
1990	Falcons	47-27 (A)
1993	Oilers	33-17 (H)
1996	Oilers	23-13 (A)
1999	Titans	30-17 (T)
2003	Titans	38-31 (A)
2007	Titans	13-10 (T)
2011	Falcons	23-17 (A)
2015	Falcons	10-7 (T)

**REGULAR SEASON POINTS: FALCONS 331, TITANS 293**

*\*Franchise in Houston prior to 1997 and known as Houston Oilers; Team name from 1997-98 was Tennessee Oilers; in 1999 team was renamed Tennessee Titans.*

## ATLANTA VS. WASHINGTON

**REDSKINS LEAD SERIES, 14-9-1; REDSKINS LEAD POSTSEASON, 1-0**

1966	Redskins	33-20 (W)
1967	Tie	20-20 (A)
1969	Redskins	27-20 (W)
1972	Redskins	24-13 (W)
1975	Redskins	30-27 (A)
1977	Redskins	10-6 (W)
1978	Falcons	20-17 (A)
1979	Redskins	16-7 (A)
1980	Falcons	10-6 (A)
1983	Redskins	37-21 (W)
1984	Redskins	27-14 (W)
1985	Redskins	44-10 (A)
1987	Falcons	21-20 (A)
1989	Redskins	31-30 (A)
1991	Redskins	56-17 (W)
*1991	Redskins	24-7 (W)
1992	Redskins	24-17 (W)
1993	Redskins	30-17 (W)

## ALL-TIME RESULTS

1994	Falcons .....	27-20 (W)
2003	Redskins .....	33-31 (A)
2006	Falcons .....	24-14 (W)
2009	Falcons .....	31-17 (A)
2012	Falcons .....	24-17 (W)
2013	Falcons .....	27-26 (A)
2015	Falcons .....	25-19OT (A)

**REGULAR SEASON POINTS: REDSKINS 598, FALCONS 479**

*\*NFC Divisional Playoffs*

# YEAR-BY-YEAR RESULTS

## 1966 (3-11) 7TH EAST CONF.

COACH: NORB HECKER

9/11	LA	14	19	L	54,418
9/18	@PHI	10	23	L	54,049
9/25	@DET	10	28	L	47,615
10/2	DAL	14	47	L	56,990
10/9	@WAS	20	33	L	50,116
10/16	SF	7	44	L	54,788
10/23	@GB Mil	3	56	L	48,623
10/30	CLE	17	49	L	57,235
11/3	BAL	7	19	L	58,850
11/20	@NYG	27	16	W	62,746
11/27	@CHI	6	23	L	44,777
12/4	@MIN	20	13	W	37,117
12/11	STL	16	10	W	57,169
12/18	PIT	33	57	L	56,229

## 1967 (1-12-1) 4TH COASTAL

COACH: NORB HECKER

9/17	@BAL	31	38	L	56,715
9/24	@SF	7	38	L	30,207
10/1	@GB Mil	0	23	L	49,467
10/8	PHI	7	38	L	53,868
10/15	WAS	20	20	T	56,538
10/22	@DET	3	24	L	50,601
10/29	MIN	21	20	W	52,859
11/5	@DAL	7	37	L	54,751
11/12	BAL	7	49	L	58,850
11/19	LA	3	31	L	56,871
11/20	@NO	24	27	L	83,437
12/3	@LA	3	20	L	46,395
12/10	SF	28	34	L	51,798
12/17	CHI	14	23	L	54,107

## 1968 (2-12) 4TH COASTAL

COACH: BROCKLIN (2-9); HECKER (0-3)

9/14	@MIN	7	47	L	45,563
9/22	BAL	20	28	L	50,428
9/29	@SF	13	28	L	27,471
10/6	GB	7	38	L	58,850
10/13	NYG	24	21	W	49,962
10/20	@LA	14	27	L	54,443
10/27	@CLE	7	30	L	67,723
11/3	PIT	21	41	L	47,727
11/10	LA	10	17	L	53,979
11/17	@CHI	16	13	W	44,214
11/24	@STL	12	17	L	43,246
12/1	@BAL	0	44	L	60,238
12/8	DET	7	24	L	49,437
12/15	SF	12	14	L	44,977

## 1969 (6-8) 3RD COASTAL

COACH: NORM VAN BROCKLIN

9/21	SF	24	12	W	45,940
9/28	@LA	7	17	L	58,031
10/5	BAL	14	21	L	57,806
10/12	DAL	17	24	L	54,833
10/19	@SF	21	7	W	28,684
10/26	@GB	10	28	L	50,861
11/2	LA	6	38	L	58,850
11/9	@DET	21	27	L	53,242
11/16	CHI	48	31	W	53,722
11/23	@WAS	20	27	L	50,345
11/30	@BAL	6	13	L	60,238
12/7	NO	45	17	W	51,021
12/14	@PHI	27	3	W	60,658
12/21	MIN	10	3	W	52,872

## 1970 (4-8-2) 3RD NFC WEST

COACH: NORM VAN BROCKLIN

9/20	@NO	14	3	W	77,042
9/27	@GB	24	27	L	56,263
10/4	SF	21	20	W	58,850
10/11	@DAL	0	13	L	53,611
10/18	@DEN	10	24	L	50,705
10/25	NO	32	14	W	58,850
11/1	CHI	14	23	L	58,850
11/8	@LA	10	10	T	67,232
11/15	@PHI	13	13	T	55,425
11/22	LA	7	17	L	58,850
11/30	MIA	7	20	L	54,036
12/6	@SF	20	24	L	41,387
12/13	PIT	27	16	W	54,162
12/20	MIN	7	37	L	57,992

## 1971 (7-6-1) 3RD NFC WEST

COACH: NORM VAN BROCKLIN

9/19	SF	20	17	W	56,990
9/26	@LA	20	20	T	57,895
10/3	@DET	38	41	L	54,418
10/10	STL	9	26	L	58,850
10/17	LA	16	24	L	58,850
10/24	NO	28	6	W	58,850
10/31	@CLE	31	14	W	76,825
11/7	@CIN	9	6	W	59,604
11/14	NYG	17	21	L	58,850
11/22	GB	28	21	W	58,850
11/28	@MIN	7	24	L	49,784
12/5	OAK	24	13	W	58,850
12/12	@SF	3	24	L	44,582
12/19	@NO	24	20	W	75,954

## 1972 (7-7) 2ND NFC WEST

COACH: NORM VAN BROCKLIN

9/17	@CHI	37	21	W	55,701
9/24	@NE	20	21	L	60,999
10/1	LA	31	3	W	58,850
10/8	DET	23	26	L	58,850
10/15	@NO	21	14	W	66,294
10/22	@GB Mil	10	9	W	47,967
10/29	SF	14	49	L	58,850
11/5	@LA	7	20	L	75,081
11/12	NO	36	20	W	58,850
11/20	@WAS	13	24	L	53,039
11/26	DEN	23	20	W	58,850
12/3	HOU	20	10	W	58,850
12/10	@SF	0	20	L	61,214
12/17	KC	14	17	L	58,850

## 1973 (9-5) 2ND NFC WEST

COACH: NORM VAN BROCKLIN

9/16	@NO	62	7	W	66,428
9/23	@LA	0	31	L	64,528
10/1	@DET	6	31	L	45,519
10/7	SF	9	13	L	58,850
10/14	CHI	46	6	W	58,850
10/21	@SD	41	0	W	41,527
10/28	@SF	17	3	W	56,825
11/4	LA	15	13	W	58,850
11/11	@PHI	44	27	W	63,114
11/19	MIN	20	14	W	58,850
11/25	@NYJ	28	20	W	61,327
12/2	BUF	6	17	L	58,850
12/9	STL	10	32	L	58,850
12/16	NO	14	10	W	58,850

## 1974 (3-11) 2ND NFC WEST

COACH: NORM VAN BROCKLIN

9/15	DAL	0	24	L	57,322
9/22	SF	10	16	L	47,686
9/29	@NO	13	14	L	62,273
10/6	@NYG	14	7	W	50,415
10/13	CHI	13	10	W	47,835
10/20	NO	3	13	L	47,127
10/28	@PIT	17	24	L	48,094
11/3	@MIA	7	42	L	64,399
11/10	@LA	0	21	L	70,056
11/17	BAL	7	17	L	41,278
11/24	@SF	0	27	L	45,435
12/1	LA	7	30	L	18,648
12/7	@MIN	10	23	L	47,105
12/15	GB	10	3	W	10,020

# YEAR-BY-YEAR RESULTS

## 1975 (4-10) 4TH NFC WEST

COACH: MARION CAMPBELL

9/21	@STL	20	23	L	42,172
9/28	DET	14	17	L	45,218
10/5	NO	14	7	W	29,444
10/12	@SF	17	3	W	44,043
10/19	@LA	7	22	L	64,843
10/26	CIN	14	21	L	45,811
11/2	@NO	7	23	L	49,342
11/9	@MIN	0	38	L	43,751
11/16	LA	7	16	L	44,595
11/23	DEN	35	21	W	28,686
11/30	@OAK	34	37(OT)	L	50,860
12/7	WAS	27	30	L	52,809
12/14	SF	31	9	W	38,501
12/21	@GB	13	22	L	56,267

## 1976 (4-10) 4TH NFC WEST

COACH: MARION CAMPBELL

9/12	LA	14	30	L	53,607
9/19	@DET	10	24	L	50,840
9/26	@CHI	10	0	W	41,029
10/3	PHI	13	14	L	45,535
10/10	@NO	0	30	L	51,521
10/17	CLE	17	20	L	33,364
10/23	@SF	0	15	L	50,240
10/31	NO	23	20	W	34,127
11/7	@SEA	13	30	L	57,985
11/14	SF	21	16	W	20,058
11/21	DAL	17	10	W	54,992
11/28	@HOU	14	20	L	25,838
12/4	@LA	0	59	L	57,366
12/12	GB	20	24	L	23,436

## 1977 (7-7) 2ND NFC WEST

COACH: LEEMAN BENNETT

9/18	LA	17	6	W	55,956
9/25	@WAS	6	10	L	55,031
10/2	NYG	17	3	W	46,374
10/9	@SF	7	0	W	38,009
10/16	@BUF	0	3	L	27,348
10/23	@CHI	16	10	W	49,407
10/30	MIN	7	14	L	59,257
11/6	SF	3	10	L	46,577
11/13	DET	17	6	W	47,451
11/20	@NO	20	21	L	43,135
11/27	@TB	17	0	W	43,592
12/4	NE	10	16	L	57,911
12/11	@LA	7	23	L	52,574
12/18	NO	35	7	W	36,895

## 1978 (9-7) 2ND NFC WEST

COACH: LEEMAN BENNETT

9/3	HOU	20	14	W	57,328
9/10	@LA	0	10	L	46,201
9/17	CLE	16	24	L	56,648
9/24	@TB	9	14	L	58,072
10/1	NYG	23	20	W	47,765
10/8	@PIT	7	31	L	48,202
10/15	DET	14	0	W	51,172
10/22	@SF	20	17	W	34,133
10/30	LA	15	7	W	57,250
11/5	SF	21	10	W	55,468
11/12	@NO	20	17	W	70,323
11/19	@CHI	7	13	L	46,022
11/26	NO	20	17	W	55,121
12/3	@CIN	7	37	L	25,601
12/10	WASH	20	17	W	54,176
12/17	@STL	21	42	L	40,022

### POSTSEASON

#### NFC WILD CARD GAME

12/24	PHI	14	13	W	49,447
-------	-----	----	----	---	--------

#### NFC DIVISIONAL PLAYOFF GAME

12/31	@DAL	20	27	L	60,338
-------	------	----	----	---	--------

## 1979 (6-10) 3RD NFC WEST

COACH: LEEMAN BENNETT

9/2	@NO	40	34(OT)	W	70,940
9/10	@PHI	14	10	W	55,935
9/16	DEN	17	20(OT)	L	57,677
9/23	@DET	23	24	L	56,249
9/30	WAS	7	16	L	56,819
10/7	GB	25	7	W	56,184
10/14	@OAK	19	50	L	52,900
10/21	@SF	15	20	L	33,952
10/29	SEA	28	31	L	52,566
11/4	TB	17	14	W	55,150
11/11	@NYG	3	24	L	60,860
11/19	@LA	14	20	L	54,097
11/25	NO	6	37	L	42,815
12/2	@SD	28	26	W	50,198
12/9	LA	13	34	L	49,236
12/16	SF	31	21	W	37,211

## 1980 (12-4) 1ST NFC WEST

COACH: LEEMAN BENNETT

9/7	@MIN	23	24	L	44,773
9/14	@NE	37	21	W	48,321
9/21	MIA	17	20	L	54,479
9/28	@SF	20	17	W	56,518
10/5	DET	43	28	W	57,652
10/12	NYJ	7	14	L	57,458
10/19	@NO	41	14	W	62,651
10/26	LA	13	10	W	57,401
11/2	@BUF	30	14	W	57,959
11/9	@STL	33	27(OT)	W	48,662
11/16	NO	31	13	W	53,871
11/23	CHI	28	17	W	49,164
11/30	WAS	10	6	W	55,665
12/7	@PHI	20	17	W	70,205
12/14	SF	35	10	W	55,767
12/21	@LA	17	20(OT)	L	62,469

### POSTSEASON

#### NFC WILD CARD GAME

1/4	DAL	27	30	L	60,022
-----	-----	----	----	---	--------

# YEAR-BY-YEAR RESULTS

## 1981 (7-9) 2ND NFC WEST

### COACH: LEEMAN BENNETT

9/6	NO	27	0	W	57,406
9/13	@GB	31	17	W	55,382
9/20	SF	34	17	W	56,653
9/27	@CLE	17	28	L	78,283
10/5	@PHI	13	16	L	71,488
10/11	LA	35	37	L	57,841
10/18	STL	41	20	W	51,428
10/25	NYG	24	27(OT)	L	48,410
11/1	@NO	41	10	W	63,637
11/8	@SF	14	17	L	59,127
11/15	PIT	20	34	L	57,485
11/23	MIN	31	30	W	54,086
11/29	@HOU	31	27	W	40,201
12/6	@TB	23	24	L	69,221
12/14	@LA	16	21	L	57,054
12/20	CIN	28	30	L	35,972

## 1982 (7-9) 4TH NFC WEST

### COACH: DAN HENNING

9/4	@CHI	20	17	W	60,165
9/11	NYG	13	16(OT)	L	52,850
9/18	@DET	30	14	W	54,622
9/25	@SF	20	24	L	57,814
10/2	PHI	24	28	L	50,621
10/9	NO	17	19	L	51,654
10/16	@LA	21	27	L	50,404
10/23	@NYJ	27	21	W	46,878
10/30	NE	24	13	W	47,546
11/6	@NO	10	27	L	67,062
11/14	LA	13	36	L	31,203
11/20	SF	28	24	W	32,782
11/27	GB	47	41(OT)	W	35,688
12/4	@WAS	21	37	L	52,074
12/10	@MIA	24	31	L	56,725
12/18	BUF	31	14	W	31,01

## 1984 (4-12) 4TH NFC WEST

### COACH: DAN HENNING

9/2	@NO	36	28	W	66,652
9/9	DET	24	27(OT)	L	49,878
9/16	@MIN	20	27	L	53,955
9/23	HOU	42	10	W	45,248
9/30	@SF	5	14	L	57,990
10/7	@LA	30	28	W	47,832
10/14	NYG	7	19	L	50,268
10/22	LA	10	24	L	52,861
10/28	@PIT	10	35	L	55,971
11/5	@WAS	14	27	L	51,301
11/11	NO	13	17	L	40,590
11/18	CLE	7	23	L	28,280
11/25	@CIN	14	35	L	44,678
12/2	SF	7	35	L	29,644
12/9	@TB	6	23	L	33,808
12/16	PHI	26	10	W	15,582

## 1985 (4-12) 4TH NFC WEST

### COACH: DAN HENNING

9/8	DET	27	28	L	37,785
9/15	@SF	16	35	L	58,923
9/22	DEN	28	44	L	37,903
9/29	@LA	6	17	L	49,870
10/6	SF	17	38	L	44,740
10/13	@SEA	26	30	L	60,430
10/20	NO	31	24	W	44,784
10/27	@DAL	10	24	L	57,941
11/3	WAS	10	44	L	42,209
11/10	@PHI	17	23(OT)	L	63,694
11/17	LA	30	14	W	29,960
11/24	@CHI	0	36	L	65,790
12/1	LA Raid.	24	34	L	20,585
12/8	@KC	10	38	L	18,199
12/15	MIN	14	13	W	14,167
12/22	@NO	16	10	W	37,717

## 1986 (7-8-1) 3RD NFC WEST

### COACH: DAN HENNING

9/7	@NO	31	10	W	67,950
9/14	STL	33	13	W	46,463
9/21	@DAL	37	35	W	62,880
9/28	@TB	23	20(OT)	W	38,950
10/5	PHI	0	16	L	57,104
10/12	LA	26	14	W	51,662
10/19	SF	10	10(OT)	T	55,306
10/26	@LA	7	14	L	56,993
11/2	@NE	17	25	L	60,597
11/9	NYJ	14	28	L	53,476
11/16	CHI	10	13	L	55,520
11/23	@SF	0	20	L	58,747
11/30	@MIA	20	14	W	53,762
12/7	IND	23	28	L	30,397
12/14	NO	9	14	L	39,994
12/21	@DET	20	6	W	35,255

## 1987 (3-12) 4TH NFC WEST

### COACH: MARION CAMPBELL

9/13	@TB	10	48	L	51,250
9/20	WAS	21	20	W	50,882
9/27	@NO	(Cancelled by strike)			
10/4	PIT	12	28	L	16,667
10/11	SF	17	25	L	8,684
10/18	LA	24	20	W	15,813
10/25	@HOU	33	37	L	29,062
11/1	NO	0	38	L	42,196
11/8	@CLE	3	38	L	71,135
11/15	CIN	10	16	L	25,758
11/22	@MIN	13	24	L	53,866
11/29	STL	21	34	L	15,909
12/6	@DAL	21	10	W	40,103
12/13	@LA	0	33	L	43,310
12/20	@SF	7	35	L	54,698
12/27	DET	13	30	L	13,906

# YEAR-BY-YEAR RESULTS

## 1988 (5-11) 4TH NFC WEST

COACH: MARION CAMPBELL

9/4	@DET	17	31	L	31,075
9/11	NO	21	29	L	48,901
9/18	@SF	34	17	W	60,168
9/25	@DAL	20	26	L	39,702
10/2	SEA	20	31	L	28,619
10/9	LA	0	33	L	30,852
10/16	@DEN	14	30	L	75,287
10/23	NYG	16	23	L	45,092
10/30	@PHI	27	24	W	60,091
11/6	GB	20	0	W	29,952
11/13	SD	7	10	L	26,329
11/20	@LA Raid.	12	6	W	40,967
11/27	TB	17	10	W	14,020
12/4	SF	3	13	L	44,048
12/11	@LA	7	22	L	42,828
12/18	@NO	9	10	L	60,566

## 1989 (3-13) 4TH NFC WEST

COACH: MARION CAMPBELL

9/10	LA	21	31	L	38,708
9/17	DAL	27	21	W	55,285
9/24	@IND	9	13	L	57,816
10/1	@GB Mil	21	23	L	54,647
10/8	@LA	14	26	L	52,182
10/15	NE	16	15	W	39,697
10/22	@PHO	20	34	L	33,894
10/29	@NO	13	20	L	65,153
11/5	BUF	30	28	W	45,267
11/12	@SF	3	45	L	59,914
11/19	NO	17	26	L	53,173
11/26	@NYJ	7	27	L	40,429
12/3	SF	10	23	L	43,128
12/10	@MIN	17	43	L	58,116
12/17	WASH	30	31	L	37,501
12/24	DET	24	31	L	7,792

## 1990 (5-11) 4TH NFC WEST

COACH: JERRY GLANVILLE

9/9	HOU	47	27	W	56,222
9/16	@DET	14	21	L	48,961
9/23	@SF	13	19	L	62,858
10/7	NO	28	27	W	57,401
10/14	SF	35	45	L	57,921
10/21	@LA	24	44	L	54,761
10/28	CIN	38	17	W	53,214
11/4	@PIT	9	21	L	57,09
11/11	@CHI	24	30	L	62,855
11/18	PHI	23	24	L	53,755
11/25	@NO	7	10	L	68,629
12/2	@TB	17	23	L	42,839
12/9	PHO	13	24	L	36,222
12/16	@CLE	10	13	L	46,536
12/23	LA	20	13	W	30,021
12/30	DAL	26	7	W	50,097

## 1991 (10-6) 5TH NFC WEST

COACH: JERRY GLANVILLE

9/1	@KC	3	14	L	74,246
9/8	MIN	19	20	L	50,936
9/15	@SD	13	10	W	44,804
9/22	LA Raid.	21	17	W	53,615
9/29	NO	6	27	L	56,556
10/13	@SF	39	34	W	57,343
10/20	@PHO	10	16	L	24,124
10/27	LA	31	14	W	50,187
11/3	SF	17	14	W	51,259
11/10	@WAS	17	56	L	52,641
11/17	TB	43	7	W	41,274
11/24	@NO	23	20(OT)	W	68,591
12/1	GB	35	31	W	43,270
12/8	@LA	31	14	W	35,315
12/15	SEA	26	13	W	55,834
12/22	@DAL	27	31	L	60,962

### POSTSEASON

#### NFC WILD CARD GAME

12/29	@NO	27	20	W	68,794
-------	-----	----	----	---	--------

#### NFC DIVISIONAL PLAYOFF GAME

1/4/92	@WAS	7	24	L	55,181
--------	------	---	----	---	--------

## 1992 (6-10) 3RD NFC WEST

COACH: JERRY GLANVILLE

9/6	NYJ	20	17	W	65,585
9/13	@WAS	17	24	L	54,343
9/20	NO	7	10	L	67,328
9/27	@CHI	31	41	L	63,528
10/4	GB	24	10	W	63,769
10/11	@MIA	17	21	L	68,633
10/18	@SF	17	56	L	63,302
11/1	LA	30	28	W	62,168
11/9	SF	3	41	L	67,404
11/15	PHO	20	17	W	58,477
11/22	@BUF	14	41	L	80,004
11/29	NE	34	0	W	54,494
12/3	@NO	14	22	L	68,591
12/13	@TB	35	7	W	39,056
12/21	DAL	17	41	L	67,036
12/27	@LA	27	38	L	37,706

## 1993 (6-10) 3RD NFC WEST

COACH: JERRY GLANVILLE

9/5	@DET	13	30	L	56,216
9/12	NO	31	34	L	64,287
9/19	@SF	30	37	L	63,032
9/27	PIT	17	45	L	65,477
10/3	@CHI	0	6	L	57,441
10/14	LA	30	24	W	45,231
10/24	@NO	26	15	W	69,043
10/31	TB	24	31	L	50,647
11/14	@LA	13	0	W	37,073
11/21	DAL	27	14	W	67,337
11/28	CLE	17	14	W	54,510
12/05	@HOU	17	33	L	58,186
12/11	SF	27	24	W	64,688
12/19	@WAS	17	30	L	50,192
12/26	@CIN	17	21	L	27,014
1/2	PHO	10	27	L	44,360



# YEAR-BY-YEAR RESULTS

## 1994 (7-9) 3RD NFC WEST

COACH: JUNE JONES

9/4	@DET	28	31(OT)	L	60,740
9/11	LA	31	13	W	55,378
9/18	KC	10	30	L	67,357
9/25	@WAS	27	20	W	53,238
10/2	@LA	8	5	W	34,599
10/9	TB	34	13	W	52,633
10/16	SF	3	42	L	67,298
10/23	@LA Raid.	17	30	L	42,192
11/6	SD	10	9	W	59,217
11/13	@NO	32	33	L	60,313
11/20	@DEN	28	32	L	70,594
11/27	PHI	28	21	W	60,008
12/4	@SF	14	50	L	60,549
12/11	NO	20	29	L	61,307
12/21	@GB Mil	17	21	L	54,885
12/27	AZ	10	6	W	35,311

## 1995 (9-7) 2ND NFC WEST

COACH: JUNE JONES

9/4	CAR	23	20(OT)	W	58,808
9/10	@SF	10	41	L	63,627
9/17	@NO	27	24(OT)	W	57,442
9/24	NYJ	13	3	W	40,778
10/1	NE	30	17	W	47,114
10/12	@STL	19	21	L	59,700
10/22	@TB	24	21	W	66,135
10/29	DAL	13	28	L	70,089
11/5	DET	34	22	W	49,619
11/12	@BUF	17	23	L	62,690
11/19	STL	31	6	W	46,309
11/26	@AZ	37	40(OT)	L	35,147
12/3	@MIA	20	21	L	63,395
12/10	NO	19	14	W	54,603
12/17	@CAR	17	21	L	53,833
12/24	SF	28	27	W	51,785

### POSTSEASON

#### NFC WILD CARD GAME

12/31	@GB	20	37	L	60,453
-------	-----	----	----	---	--------

## 1996 (3-13) 4TH NFC WEST

COACH: JUNE JONES

9/1	@CAR	6	29	L	69,522
9/8	MIN	17	23	L	42,688
9/22	PHI	18	33	L	40,107
9/29	@SF	17	39	L	62,995
10/6	@DET	24	28	L	58,666
10/13	HOU	13	23	L	35,401
10/20	@DAL	28	32	L	64,091
10/27	PIT	17	20	L	58,760
11/3	CAR	20	17	W	42,726
11/10	@STL	16	59	L	58,776
11/17	NO	17	15	W	43,119
11/24	@CIN	31	41	L	44,868
12/2	SF	10	34	L	46,318
12/8	@NO	31	15	W	32,923
12/15	STL	27	34	L	26,519
12/22	@JAC	17	19	L	71,449

## 1997 (7-9) 3RD NFC WEST

COACH: DAN REEVES

8/31	@DET	17	28	L	61,244
9/7	CAR	6	9	L	51,829
9/14	OAK	31	36	L	47,922
9/21	@SF	7	34	L	60,404
9/28	DEN	21	29	L	48,211
10/12	@NO	23	17	W	65,619
10/19	SF	28	35	L	53,378
10/26	@CAR	12	21	L	54,675
11/2	STL	34	31	W	36,583
11/9	TB	10	31	L	46,018
11/16	@STL	27	21	W	64,299
11/23	NO	20	3	W	48,620
11/30	@SEA	24	17	W	52,584
12/7	@SD	14	3	W	46,317
12/14	PHI	20	17	W	42,866
12/21	@ARZ	26	29	L	32,003

## 1998 (14-2) 1ST NFC WEST

COACH: DAN REEVES

9/6	@CAR	19	14	W	65,129
9/13	PHI	17	12	W	46,456
9/27	@SF	20	31	L	62,296
10/4	CAR	51	23	W	50,724
10/11	@NYG	34	20	W	71,173
10/18	NO	31	23	W	60,774
10/25	@NYJ	3	28	L	71,573
11/1	STL	37	15	W	37,996
11/8	@NE	41	10	W	59,790
11/15	SF	31	19	W	69,828
11/22	CHI	20	13	W	60,804
11/29	@STL	21	10	W	47,971
12/6	IND	28	21	W	61,141
12/13	@NO	27	17	W	61,678
12/20	@DET	24	17	W	67,143
12/27	MIA	38	16	W	69,754

### POSTSEASON

#### NFC DIVISIONAL PLAYOFF GAME

1/9	SF	20	18	W	70,262
-----	----	----	----	---	--------

#### NFC CHAMPIONSHIP GAME

1/17	@MIN	30	27(OT)	W	64,060
------	------	----	--------	---	--------

#### SUPER BOWL XXXIII

1/31	vs DEN	19	34	L	74,803
------	--------	----	----	---	--------

## 1999 (5-11) 3RD NFC WEST

COACH: DAN REEVES

9/12	MIN	14	17	L	69,555
9/20	@DAL	7	24	L	63,663
9/26	@STL	7	35	L	63,253
10/3	BAL	13	19(OT)	L	50,712
10/10	@NO	20	17	W	57,289
10/17	STL	13	41	L	51,973
10/25	@PIT	9	13	L	58,141
10/31	CAR	27	20	W	52,594
11/7	JAC	7	30	L	68,466
11/21	@TB	10	19	L	65,158
11/28	@CAR	28	34	L	55,507
12/5	NO	35	12	W	62,568
12/12	@SF	7	26	L	67,465
12/19	@TEN	17	30	L	66,196
12/26	ARZ	37	14	W	47,074
1/3	SF	34	29	W	57,980

# YEAR-BY-YEAR RESULTS

## 2000 (4-12) 5TH NFC WEST

COACH: DAN REEVES

9/3	SF	36	28	W	54,626
9/10	@DEN	14	42	L	75,466
9/17	@CAR	15	10	W	73,025
9/24	STL	20	41	L	58,761
10/1	@PHI	10	38	L	65,424
10/8	NYG	6	13	L	50,947
10/15	@STL	29	45	L	66,019
10/22	NO	19	21	L	56,508
10/29	CAR	13	12	W	46,178
11/5	TB	14	27	L	70,097
11/12	@DET	10	13	L	74,309
11/19	@SF	6	16	L	67,447
11/26	@OAK	14	41	L	55,175
12/3	SEA	10	30	L	44,680
12/17	@NO	7	23	L	64,900
12/24	KC	29	13	W	41,017

## 2001 (7-9) 5TH NFC WEST

COACH: DAN REEVES

9/9	@SF	13	16(OT)	L	65,989
9/23	CAR	24	16	W	49,312
9/30	@ARZ	34	14	W	28,878
10/7	CHI	3	31	L	47,640
10/14	SF	31	37(OT)	L	65,424
10/21	@NO	20	13	W	70,020
11/4	NE	10	24	L	45,572
11/11	DAL	20	13	W	70,452
11/18	@GB	23	20	W	59,849
11/25	@CAR	10	7	W	72,234
12/2	STL	6	35	L	60,787
12/9	NO	10	28	L	68,826
12/16	@IND	27	41	L	55,603
12/23	BUF	33	30	W	43,320
12/30	@MIA	14	21	L	73,619
1/6	@STL	13	31	L	66,033

## 2002 (9-6-1) 2ND NFC SOUTH

COACH: DAN REEVES

9/8	@GB	34	37(OT)	L	63,127
9/15	CHI	13	14	L	68,081
9/22	CIN	30	3	W	68,129
10/6	TB	6	20	L	68,936
10/13	@NYG	17	10	W	78,728
10/20	CAR	30	0	W	68,056
10/27	@NO	37	35	W	67,883
11/3	BAL	20	17	W	68,532
11/10	@PIT	34	34(OT)	T	62,779
11/17	NO	24	17	W	70,382
11/24	@CAR	41	0	W	72,533
12/1	@MIN	30	24(OT)	W	63,947
12/8	@TB	10	34	L	65,648
12/15	SEA	24	30(OT)	L	69,551
12/22	DET	36	15	W	69,307
12/29	@CLE	16	24	L	73,528

### POSTSEASON

#### NFC WILD CARD GAME

1/4	at GB	27	7	W	65,358
-----	-------	----	---	---	--------

#### NFC DIVISIONAL PLAYOFF GAME

1/11	at PHI	6	20	L	66,452
------	--------	---	----	---	--------

## 2003 (5-11) 4TH NFC SOUTH

COACH: REEVES (3-10); PHILIPS (2-1)

9/7	@DAL	27	13	W	64,104
9/14	WAS	31	33	L	70,241
9/21	TB	10	31	L	70,871
9/28	@CAR	3	23	L	72,765
10/5	MIN	26	39	L	70,427
10/13	@STL	0	36	L	66,075
10/19	NO	17	45	L	70,837
11/2	PHI	16	23	L	70,064
11/9	@NYG	27	7	W	78,813
11/16	@NO	20	23(OT)	L	68,432
11/23	TEN	31	38	L	70,891
11/30	@HOU	13	17	L	70,388
12/7	CAR	20	14(OT)	W	70,079
12/14	@IND	7	38	L	57,103
12/21	@TB	30	28	W	65,572
12/28	JAC	21	14	W	70,266

## 2004 (11-5) 1ST NFC SOUTH

COACH: JIM MORA

9/12	@SF	21	19	W	65,584
9/19	STL	34	17	W	70,882
9/26	ARZ	6	3	W	70,534
10/3	@CAR	27	10	W	73,461
10/10	DET	10	17	L	70,434
10/17	SD	21	20	W	70,187
10/24	@KC	10	56	L	78,260
10/31	@DEN	41	28	W	75,083
11/14	TB	24	14	W	70,810
11/21	@NYG	14	10	W	78,793
11/28	NO	24	21	W	70,521
12/5	@TB	0	27	L	65,556
12/12	OAK	35	10	W	70,616
12/18	CAR	34	31(OT)	W	70,845
12/26	@NO	13	26	L	64,900
1/2	@SEA	26	28	L	66,740

### POSTSEASON

#### NFC DIVISIONAL PLAYOFF GAME

1/15	STL	47	17	W	70,709
------	-----	----	----	---	--------

#### NFC CHAMPIONSHIP GAME

1/23	@PHI	10	27	L	67,717
------	------	----	----	---	--------

## 2005 (8-8) 3RD NFC SOUTH

COACH: JIM MORA

9/12	PHI	14	10	W	70,806
9/18	@SEA	18	21	L	66,030
9/25	@BUF	24	21	W	72,032
10/2	MIN	30	10	W	69,552
10/9	NE	28	31	L	71,079
10/16	@NO	34	31	W	65,562
10/24	NYJ	27	14	W	70,995
11/6	@MIA	17	10	W	72,187
11/13	GB	25	33	L	71,001
11/20	TB	27	30	L	70,794
11/24	@DET	27	7	W	62,390
12/4	@CAR	6	24	L	73,661
12/12	NO	36	17	W	70,083
12/18	@CHI	3	16	L	62,170
12/25	@TB	24	27(OT)	L	65,482
1/1	CAR	11	44	L	70,796

# YEAR-BY-YEAR RESULTS

## 2006 (7-9) 3RD NFC SOUTH

COACH: JIM MORA

9/10	@CAR	20	6	W	73,522
9/17	TB	14	3	W	70,828
9/25	@NO	3	23	L	70,003
10/1	ARZ	32	10	W	68,981
10/15	NYG	14	27	L	70,840
10/22	PIT	41	38	W	71,151
10/29	@CIN	29	27	W	65,978
11/5	@DET	14	30	L	60,987
11/12	CLE	13	17	L	70,793
11/19	@BAL	10	24	L	70,790
11/26	NO	13	31	L	70,933
12/3	@WAS	24	14	W	86,436
12/10	@TB	17	6	W	65,691
12/16	DAL	28	38	L	71,102
12/24	CAR	3	10	L	68,834
12/31	@PHI	17	24	L	69,341

## 2007 (4-12) 4TH NFC SOUTH

COACH: PETRINO (3-10); THOMAS (1-2)

9/9	@MIN	3	24	L	62,815
9/16	@JAC	7	13	L	61,821
9/23	CAR	20	27	L	68,175
9/30	HOU	26	16	W	69,312
10/7	@TEN	10	13	L	69,143
10/15	NYG	10	31	L	69,828
10/21	@NO	16	22	L	69,994
11/4	SF	20	16	W	66,049
11/11	@CAR	20	13	W	73,340
11/18	TB	7	31	L	69,480
11/22	IND	13	31	L	69,845
12/2	@STL	16	28	L	52,051
12/10	NO	14	34	L	69,553
12/16	@TB	3	37	L	65,133
12/23	@ARZ	27	30(OT)	L	64,159
12/30	SEA	44	41	W	64,925

## 2008 (11-5) 2ND NFC SOUTH

COACH: MIKE SMITH

9/7	DET	34	21	W	62,310
9/14	@TB	9	24	L	63,611
9/21	KC	38	14	W	62,434
9/28	@CAR	9	24	L	72,688
10/5	@GB	27	24	W	70,610
10/12	CHI	22	20	W	64,096
10/26	@PHI	14	27	L	69,144
11/2	@OAK	24	0	W	61,196
11/9	NO	34	20	W	64,826
11/16	DEN	20	24	L	64,358
11/23	CAR	45	28	W	64,841
11/30	@SD	22	16	W	67,200
12/7	@NO	25	29	L	70,011
12/14	TB	13	10(OT)	W	65,045
12/21	@MIN	24	17	W	62,889
12/28	STL	31	27	W	64,617

### POSTSEASON

#### NFC WILD CARD GAME

1/3	@ARZ	24	30	L	62,848
-----	------	----	----	---	--------

## 2009 (9-7) 2ND NFC SOUTH

COACH: MIKE SMITH

9/13	MIA	19	7	W	67,606
9/20	CAR	28	20	W	67,313
9/27	@NE	10	26	L	68,756
10/11	@SF	45	10	W	69,732
10/18	CHI	21	14	W	68,082
10/25	@DAL	21	37	L	81,521
11/2	@NO	27	35	L	70,088
11/8	WAS	31	17	W	67,982
11/15	@CAR	19	28	L	73,239
11/22	@NYG	31	34(OT)	L	78,491
11/29	TB	20	17	W	67,029
12/6	PHI	7	34	L	69,560
12/13	NO	23	26	L	68,930
12/20	@NYJ	10	7	W	76,866
12/27	BUF	31	3	W	68,887
1/3	@TB	20	10	W	62,578

## 2010 (13-3) 1ST NFC SOUTH

COACH: MIKE SMITH

9/12	@PIT	9	15(OT)	L	63,609
9/19	ARZ	41	7	W	66,824
9/26	@NO	27	24(OT)	W	70,051
10/3	SF	16	14	W	66,874
10/10	@CLE	20	10	W	65,290
10/17	@PHI	17	31	L	69,144
10/24	CIN	39	32	W	67,665
11/7	TB	27	21	W	67,266
11/11	BAL	26	21	W	68,474
11/21	@STL	34	17	W	53,005
11/28	GB	20	17	W	68,204
12/5	@TB	28	24	W	53,955
12/12	@CAR	31	10	W	71,235
12/19	@SEA	34	18	W	67,101
12/27	NO	14	17	L	70,144
1/2	CAR	31	10	W	67,349

### POSTSEASON

#### NFC DIVISIONAL PLAYOFF GAME

1/15	GB	21	48	L	69,210
------	----	----	----	---	--------

## 2011 (10-6) 2ND NFC SOUTH

COACH: MIKE SMITH

9/11	@CHI	12	30	L	62,115
9/18	PHI	35	31	W	69,608
9/25	@TB	13	16	L	46,995
10/2	@SEA	30	28	W	66,266
10/9	GB	14	25	L	69,576
10/16	CAR	31	17	W	69,047
10/23	@DET	23	16	W	63,625
11/6	@IND	31	7	W	65,218
11/13	NO	23	26	L	70,359
11/20	TEN	23	17	W	68,164
11/27	MIN	24	14	W	68,115
12/4	@HOU	10	17	L	71,545
12/11	@CAR	31	23	W	72,680
12/15	JAX	41	14	W	68,856
12/26	@NO	16	45	L	70,086
1/1	TB	45	24	W	68,167

### POSTSEASON

#### NFC WILD CARD GAME

1/8	@NYG	2	24	L	79,909
-----	------	---	----	---	--------

# YEAR-BY-YEAR RESULTS

## 2012 (13-3) 1ST NFC SOUTH

### COACH: MIKE SMITH

9/9	@KC	40	24	W	71,180
9/17	DEN	27	21	W	70,427
9/23	@SD	27	3	W	61,297
9/30	CAR	30	28	W	69,594
10/7	@WSH	24	17	W	75,337
10/14	OAK	23	20	W	69,383
10/28	@PHI	30	17	W	69,144
11/4	DAL	19	13	W	70,840
11/11	@NO	27	31	L	73,126
11/18	ARZ	23	19	W	69,630
11/25	@TB	24	23	W	54,400
11/29	NO	23	13	W	70,514
12/9	@CAR	20	30	L	73,292
12/16	NYG	34	0	W	70,741
12/22	@DET	31	18	W	63,849
12/30	TB	17	24	L	69,644

### POSTSEASON

#### NFC DIVISIONAL PLAYOFF GAME

1/13	SEA	30	28	W	70,366
------	-----	----	----	---	--------

#### NFC CHAMPIONSHIP GAME

1/20	SF	24	28	L	70,863
------	----	----	----	---	--------

## 2013 (4-12) 3RD NFC SOUTH

### COACH: MIKE SMITH

9/8	@NO	17	23	L	72,348
9/15	STL	31	24	W	70,056
9/22	@MIA	23	27	L	70,660
9/29	NE	23	30	L	70,744
10/7	NYJ	28	30	L	70,246
10/20	TB	31	23	W	69,522
10/27	@ARZ	13	27	L	60,671
11/3	@CAR	10	34	L	73,720
11/10	SEA	10	33	L	70,309
11/17	@TB	28	41	L	55,360
11/21	NO	13	17	L	70,422
12/1	@BUF	34	31	W	38,969
12/8	@GB	21	22	L	77,550
12/15	WSH	27	26	W	70,069
12/23	@SF	24	34	L	69,732
12/29	CAR	20	21	L	70,427

## 2014 (6-10) 2ND NFC SOUTH

### COACH: MIKE SMITH

9/8	NO	37	34	W	70,706
9/15	@CIN	10	24	L	58,574
9/22	TB	56	14	W	70,318
9/29	@MIN	28	41	L	52,173
10/7	@NYG	20	30	L	80,307
10/20	CHI	13	27	L	70,712
10/27	@BAL	7	29	L	71,184
11/3	DET	21	22	L	83,532
11/10	@TB	27	17	W	57,751
11/17	@CAR	19	17	W	73,314
11/21	CLE	24	26	L	70,046
12/1	ARI	29	18	W	69,557
12/8	@GB	37	43	L	77,512
12/15	PIT	20	27	L	71,161
12/23	@NO	30	14	W	73,164
12/29	CAR	3	34	L	71,015

## 2015 (8-8) 2ND NFC SOUTH

### COACH: DAN QUINN

9/14	PHI	26	24	W	70,516
9/20	@NYG	24	20	W	77,678
9/27	@DAL	39	28	W	90,345
10/4	HOU	48	21	W	69,904
10/11	WAS	25	19	W	70,178
10/15	@NO	21	31	L	73,018
10/25	@TEN	10	7	W	63,329
11/1	TB	20	23	L	70,524
11/8	@SF	16	17	L	70,799
11/22	IND	21	24	L	70,433
11/29	MIN	10	20	L	70,610
12/6	@TB	19	23	L	58,221
12/13	@CAR	0	38	L	74,420
12/20	@JAX	23	17	W	64,016
12/27	CAR	20	13	W	70,981
1/3	NO	17	20	L	69,699

## 2016 (11-5) 1ST NFC SOUTH

### COACH: DAN QUINN

9/11	TB	31	24	L	69,382
9/18	@Oak	35	28	W	54,081
9/26	@NO	45	32	W	73,003
10/2	CAR	48	33	W	70,508
10/9	@Den	23	16	W	76,802
10/16	@Sea	26	24	L	69,071
10/23	SD	33	30	L	69,832
10/30	GB	33	32	W	70,165
11/3	@TB	43	28	W	57,797
11/13	@Phi	24	15	L	69,596
11/27	Ari	38	19	W	69,233
12/4	KC	29	28	L	69,879
12/11	@LA	42	14	W	82,495
12/18	SF	41	13	W	70,164
12/24	@Car	33	16	W	73,549
1/1	NO	38	32	W	70,835

### POSTSEASON

#### NFC DIVISIONAL PLAYOFF GAME

1/14	Sea	36	20	W	71,155
------	-----	----	----	---	--------

#### NFC CHAMPIONSHIP GAME

1/22	GB	44	21	W	71,127
------	----	----	----	---	--------

#### SUPER BOWL LI

1/31	vs NE	34	28 (OT)	L	70,807
------	-------	----	---------	---	--------

## 2017 (10-6) 3RD NFC SOUTH

### COACH: DAN QUINN

9/10	@Chi	23	17	W	61,857
9/17	GB	34	23	W	70,826
9/24	@Det	30	26	W	63,240
10/1	Buf	23	17	L	71,273
10/15	Mia	20	17	L	70,593
10/22	@NE	23	7	L	65,878
10/29	@NYJ	25	20	W	77,652
11/5	@Car	20	17	L	73,761
11/12	Dal	27	7	W	57,797
11/20	@Sea	34	31	W	69,026
11/26	TB	34	20	W	71,036
12/3	Min	14	9	L	71,185
12/7	NO	20	17	W	72,866
12/18	@TB	24	21	W	62,382
12/24	@NO	23	13	L	73,188
12/31	Car	22	10	W	74,141

### POSTSEASON

#### NFC WILD CARD GAME

1/6	LA	23	13	W	74,300
-----	----	----	----	---	--------

#### NFC DIVISIONAL PLAYOFF GAME

1/22	Phi	15	10	L	69,596
------	-----	----	----	---	--------



# ATLANTA FALCONS

---

## TEAM HISTORY



## RANKIN M. SMITH - TEAM FOUNDER

"He was a pioneer and a quiet leader. He was a person of great integrity and had a lot of respect from me and my predecessor, Pete Rozelle, and from all of the other owners. He was such a high quality person. He was a person on whose work you could rely on. In the 1960s he was a pioneer in bringing the NFL to Georgia, and particularly in the Southeast."  
- Former NFL Commissioner Paul Tagliabue

Team owner and founder Rankin M. Smith passed away from heart complications just hours before the Falcons October 26, 1997 game at Carolina. Some of the largest footprints on professional, college and high school sports in Atlanta belong to Smith, who founded the Atlanta Falcons in 1966.

Over three decades ago in the early 1960s, Smith began planting the seeds that saw professional sports finally blossom in Atlanta.

Smith was part of a group that formed "Major Sports, Inc.," with goals of pro sports franchises for Atlanta. That group helped get Atlanta Stadium built by 1965. Major Sports, Inc., later became the Stadium Authority that operated Atlanta-Fulton County Stadium.

Smith paid the highest price in NFL history at the time in 1965 for an NFL franchise. Former commissioner Pete Rozelle and Smith made the deal in about five

minutes and the Atlanta Falcons brought the largest and most popular sport to the city of Atlanta.

Smith worked with the city, county and state to build one of the largest facilities for conventions, trade shows and other major events in the world. The spectacular Georgia Dome opened its doors in 1992, giving the Falcons one of the best fan-friendly stadiums in America. Having the Georgia Dome helped bring the Olympic games to Atlanta in 1992.

He was the catalyst and driving force in bringing the most prestigious of all sporting events, the Super Bowl, to Atlanta in 1994. The week-long fanfare and the most-watched TV sport in the world, added a huge economic value to the city and tons of free publicity to lure other events, conventions and meetings to the city. He lobbied hard to bring back the game to Atlanta in 2000.

The date June 30, 1965, will always be remembered as both a termination and a commencement in the history of Atlanta sports. For on that day the end came to the many and disparate struggles to place a professional football team in the Southeast's key metropolis. At the same time the Atlanta Falcons were born and began a storied tenure in the National Football League.

All that had gone before — the successes (an \$18 million stadium to play in) and the near-misses (aborted attempts to place other franchises in the city) — was set aside for the immediate business of fielding a team in little over a year's time.

Prime mover in this task was Rankin Smith, a young insurance executive who had controlling ownership of the Falcons.

Virtually unknown to the general public before that June day, Smith immediately endeared himself to aficionados of the sport by asking a choice rhetorical question at a press conference following his acquisition of the franchise: "Doesn't every adult male in America want to own his own football team?" Not every adult male American has the wherewithal to swing such a deal, but it was comforting to hear that a man is capable of dreams like those of any other guy.

The day's proceedings threw the city into a happy delirium unequaled in the history of football. By the time Smith got back to his insurance office 24 hours later, there had been over 1,000 phone calls for tickets. He had to push his way through stacks of mail. By August, when a contest was completed which resulted in the nickname Falcons, a few of the avid fans even had come to blows in defense of what they believed their adopted team should be called. Several persons suggested the name "Falcons" in a contest, but a school teacher from nearby Griffin, Miss Julia Elliott, was selected winner because of her reasons: "the falcon is proud and dignified, with great courage and fight. It never drops prey. It is deadly and has a great sporting tradition."

By the middle of December, Smith had signed the most coveted college football player in the nation, Texas linebacker Tommy Nobis. By Christmas Eve, when the Falcons cut off a brief 54-day ticket sale requiring almost no promotion, an NFL record had been established for season tickets sold by a new club (45,000).

And in January, Smith surprised the entire athletic fraternity by naming a head coach who never had been mentioned in the perpetual stream of journalistic speculation about the job. But Green Bay Packer assistant Norb Hecker assumed his new post with vigor and immediately embraced the gigantic job of sifting — along with Director of Player Personnel Gene Cronin — a huge list of NFL players

made available to the Atlanta expansion team by other teams in the league.

Finally, three men were chosen from each club and these 42 formed the nucleus of the roster. Hecker had to work with when he took the team to summer training camp in Black Mountain, North Carolina in early July. Added to this group were the drafted rookies, scores of free agents and a few miscellaneous players obtained in trades. In all, Hecker and his staff were faced with evaluating over 130 men from July to September.

Then, on August 27, in Columbia, South Carolina, the Falcons recorded their first victory, defeating the San Francisco 49ers, 24-17, in a preseason game.

Once the stadium, Atlanta-Fulton County Stadium, was built, Atlantans felt the time was ripe to start pursuing professional football. One independent group which had been active in NFL preseason promotions in Atlanta applied for franchises in both the AFL and the NFL, acting entirely on its own with no guarantee of stadium rights. Another group reported it had deposited earnest money for a team in the AFL.

With everyone running in different directions, some local businessmen worked out a deal and were awarded an AFL franchise on June 7, 1965, contingent upon acquiring exclusive stadium rights from city officials. NFL Commissioner Pete Rozelle, who had been moving deliberately in Atlanta matters, headed on the next plane down to Atlanta to protect his league's claim on the city of Atlanta. He forced the city to make a choice between the two leagues. Of course, on that memorable June 30, Rankin Smith and the NFL were the choice.

The huge void which had been the Southeast without an NFL team was beginning to close. Fans were looking now toward Atlanta. The Falcons expect to be filling that void for a long time.

A new chapter in the history of the Atlanta Falcons began on December 6, 2001. On that day, Arthur M. Blank, the co-founder and retired co-chairman of Atlanta-based Home Depot, reached a preliminary agreement with the Falcons' Taylor Smith to purchase the team. In a special meeting prior to Super Bowl XXXVI in New Orleans on February 2, 2002, NFL owners voted unanimously to approve the purchase.

## YEAR-BY-YEAR HISTORY

### 1966

Rankin M. Smith was awarded, by the National Football League, a franchise for the city of Atlanta for \$8.5 million. At the time there were 14 NFL franchises in existence, eight AFL clubs. Officially, Atlanta became the 23rd professional football club in existence, the 15th in the NFL prior to the merger. An average of 56,526 people filled Atlanta Stadium to watch the Falcons finish their inaugural season at 3-11. The Falcons claimed their first victory on November 20, defeating the New York Giants, 27-16, at storied Yankee Stadium. Head Coach Norb Hecker's team, at the time, became the only expansion team in history not to finish in last place. The Falcons finished in seventh place in a field of eight teams in the NFL's Eastern Conference. The Falcons' first pick in the draft, LB Tommy Nobis, was voted to the Pro Bowl and named Rookie of the Year.

### 1967

A disappointing second year saw the Falcons finish the season at 1-12-1. While the broad picture looked bleak, there were cameos of excellence that led to a promising future. LB Tommy Nobis was named to his second Pro Bowl and RB Junior Coffey ended the year with 722 yards to finish as the eighth leading rusher in the league and the Falcons' Most Valuable Player.

### 1968

Norm Van Brocklin was named to replace Norb Hecker as head coach after three games in the season. The 2-12 Falcons won twice after Brocklin's arrival and finished short by a touchdown or less in three other games. DE Claude Humphrey, the Falcons first-round draft choice, was voted NFL Defensive Rookie of the Year for his play at left end. Billy Lothridge, despite having to start at safety, won his second consecutive NFL punting championship. LB Tommy Nobis was also named to his third-straight Pro Bowl.

### 1969

The Falcons doubled their best victory total ending the season at 6-8. Atlanta started the season with its first victory in a season opener, a 24-12 decision, vs. San Francisco at Fulton-County Stadium. Backup QB Randy Johnson was named NFL Offensive Player of the Week for his four-touchdown effort in the Falcons' 48-31 victory over the Chicago Bears on November 16. RB Harmon Wages scored three touchdowns vs. New Orleans on December 7, as he threw, caught and ran for a touchdown in a 45-17 win. The club would finish the season in its highest place yet in the Coastal Division at third. Seven Falcons were named to the Pro Bowl: RB Jim Butler, QB Bob Berry, LB Greg Brezina,

K Bob Etter, T George Kunz, TE Jim Mitchell and DB Ken Reaves.

### 1970

The Falcons completed their fifth season at 4-8-2, but were not far away from having their first winning season as four times Atlanta led deep in the fourth quarter (vs. San Francisco, Green Bay, Los Angeles and Philadelphia) only to lose or be tied in the final moments. Quarterback Bob Berry had the franchise's first 300-yard passing game vs. the Packers on September 27 and RB Jim Butler set a new club record in rushing with 127 yards on 17 carries in the home opener vs. the 49ers on October 4. Over 30 million viewers saw the Falcons face the Dolphins in Atlanta's first game nationally on Monday Night Football with Miami prevailing, 20-7. Defensive end Claude Humphrey, T George Kunz and LB Tommy Nobis represented the Falcons at the Pro Bowl.

### 1971

For the first time in team history, ticket prices are raised. Most seats increase in price from \$6 to \$7.50. Head coach Norm Van Brocklin was elected to the Pro Football Hall of Fame. Furman University in Greenville, South Carolina, becomes the third home of the Falcons' training camp. The Falcon uniform is also changed as the team switches to red jerseys. On November 22, Atlanta wins its first nationally-televised game with a 28-21 victory over Green Bay at home on Monday Night Football. The Falcons post their first winning season in history at 7-6-1, after WR Ken Burrow pulls in a winning touchdown pass from QB Bob Berry with 40 seconds remaining in a 24-20 victory over New Orleans on December 19 in the regular-season finale, but still do not qualify for the postseason. DE Claude Humphrey is named to his second-straight Pro Bowl.

### 1972

Draft rights for Heisman Trophy winner Pat Sullivan of Auburn are obtained as the Falcons make four deals involving six veterans. RB Dave Hampton scores two touchdowns and rushes for a club record of 161 yards as the Falcons stop Los Angeles, 31-3, on October 1 for the team's first victory ever, in 11 games, over the Rams. Fellow RB Art Malone rushes for 103 yards, marking the first time in Atlanta's seven-year history that two backs

### 1973

Smashing 35 team records, the Falcons defeat New Orleans in the season opener, 62-7. In one of the most dramatic comebacks in the club's history, Atlanta rebounds to defeat the previously unbeaten



## YEAR-BY-YEAR HISTORY

Minnesota Vikings, 20-14, before a capacity crowd and national-television audience at Atlanta Stadium. The Falcons finish the season at 9-5 for their most wins and best record ever, but lose out for the playoffs by just one game. Rookie kicking specialist Nick Mike-Mayer, DE Claude Humphrey, DE John Zook and T George Kunz were named to the National Football Conference Pro Bowl team on December 18.

### 1974

Norm Van Brocklin is fired as head coach-general manager after eight games into the season on November 5. Marion Campbell, the Falcons' defensive coordinator since 1969, is named head coach the following day. A record low of 40,202 "no shows" is recorded at Atlanta Stadium as Los Angeles defeats the Falcons, 30-7, in sub-freezing weather on December 1. Rookie QB Kim McQuiken, making his second start of the year, leads the Falcons to a season-closing 10-3 victory over Green Bay to finish the team's record for the year at 3-11. DE Claude Humphrey and C Jeff Van Note are selected to represent Atlanta at the Pro Bowl.

### 1975

The Falcons trade veteran T George Kunz and a draft choice to Baltimore for the No. 1 pick in the 1975 NFL draft. Atlanta also got the Colts' sixth round choice. QB Steve Bartkowski of California, a consensus All-America, is selected by the Falcons as the No. 1 draft choice on January 28. On February 26, Pat Pepler, instrumental in the construction of two Super Bowl championships at Green Bay (1967 and 1968) and Miami (1973 and 1974), is named the Falcons' new general manager. RB Dave Hampton finally cracked the elusive 1,000-yard Club, by gaining 61 yards in the final game of the season against the Green Bay Packers. Those yards pushed his total to 1,002, making him the first back in Falcons history to gain 1,000 or more yards rushing. Atlanta ended the season at 4-10. The Falcons had two players selected to the Pro Bowl following the season: C Jeff Van Note and P John James.

### 1976

After the club's fourth loss in five starts, Marion Campbell is fired as head coach. Chairman of the Board Rankin M. Smith Sr. names Pat Pepler interim head coach on October 11. Atlanta exploded for 17 points in the fourth quarter to upset playoff-bound Dallas, 17-10, on Nov. 21, before 54,992 fans at Atlanta-Fulton County Stadium. Under Pepler, the Falcons finish the season 4-10. P John James is selected to his second straight Pro Bowl.

### 1977

The Falcons begin a complete revamping of the front office. On February 1, former Washington Redskin and Dallas Cowboy QB Eddie LeBaron is named General Manager and Rankin M. Smith, Jr. is named President of the team. Leeman Bennett, an assistant coach with the Los Angeles Rams for four years, is named the Falcons' head coach on February 3. During the season, the Falcons defense established a modern-day NFL record of 129 points allowed in a 14-game season, as the club finishes 7-7. The defense gains the popular nickname "The Gritz Blitz". P John James, DE Claude Humphrey and DB Rolland Lawrence are named to the Pro Bowl.

### 1978

On March 30, the Falcons announce plans for a new year-round training site and team headquarters to be constructed in Suwanee, Georgia. The team unveiled new uniforms, which featured silver-gray pants on August 19. The Falcons record their first ever shutout in Atlanta-Fulton County Stadium on October 15, with a 14-0 defeat of Detroit. K Tim Mazzetti kicks five field goals to give Atlanta a 15-7 Monday Night victory over the Los Angeles Rams on October 30. On December 16, the Falcons clinch their first ever playoff berth when Chicago defeats Washington as the Falcons close out the season with a 9-7 record. QB Steve Bartowski throws two touchdown passes in the final eight minutes to spark a 14-13 Atlanta win vs. Philadelphia in the NFC Wild card Playoff Game on December 24 for the Falcons first-ever playoff victory. The Falcons lose the next week in the Divisional Playoff Game 27-20 at Dallas after squandering a 20-13 halftime lead.

### 1979

Rookie RB William Andrews establishes a new club single game rushing record with a 167-yard performance at New Orleans on September 2, in his NFL debut. On September 16, QB Steve Bartowski sets a new franchise record for single game passing with 326 yards on 20 of 29 passing against Denver. Running back Lynn Cain becomes the first Falcon player to ever score three touchdowns in a single game as he catches two and rushes for another against Oakland on October 14. In a 31-21 victory over San Francisco on December 16, records were broken for the season by Andrews with 1,023 yards rushing, WR Wallace Francis with 74 catches for 1,013 yards and by Bartowski with 2,502 passing yards (203-379). The Falcons finish the year at 6-10 and C Jeff Van Note is selected to play in the Pro Bowl.

## YEAR-BY-YEAR HISTORY

### 1980

The Falcons go on a nine-game winning streak, starting with a 41-14 rout of New Orleans, to finish with a 12-4 record to capture the team's first-ever NFC Western Division title. The Falcons nine straight wins and 12 wins on the season are both club bests. In a battle of 12-4 teams in Atlanta, the Falcons build a 27-17 lead over Dallas in the NFC Divisional Playoff game, but are defeated by the Cowboys 30-27 in front of the largest crowd in stadium history (60,022). The year features club records in passing from QB Steve Bartkowski (3,544 yards and 31 TDs), rushing by RB William Andrews (1,308 yards) and receiving by WR Alfred Jenkins (1,025 yards) plus LB Al Richardson got a takeaway in nine consecutive games as the team garnered a total of 42 takeaways. A record six Falcons are selected to play in the Pro Bowl: Andrews, Bartkowski, Jenkins, C Jeff Van Note, T Mike Kenn and TE Junior Miller.

### 1981

Trailing Green Bay 17-0 after three quarters on the road, the Falcons erupt for an NFL record tying 31 fourth quarter points in a 31-17 win. The team finishes the year at 7-9 and has a club-record seven members selected to the Pro Bowl: T Mike Kenn, QB Steve Bartkowski, C Jeff Van Note, WR Alfred Jenkins, RB William Andrews, TE Junior Miller and G R.C. Thielemann. The team will look back on seven losses of five points or less as to why they finished with the 7-9 record. The defeats were by 1,2,2,3,3,3 and 5 points.

### 1982

Season ticket sales are halted after reaching a club record 55,144 as Atlanta finishes the strike-shortened season at 5-4. For the third time in five seasons, the Falcons go to the playoffs with a playoff-clinching 17-7 victory on national-television at San Francisco on December 19. In the opening round of the playoffs at Minnesota, the Falcons special teams score touchdowns on a blocked punt and a fake field goal to help build a 21-13 lead in the second half. But the Vikings rally for 14 points in the 4th quarter to win 30-24. T Mike Kenn, G R.C. Thielemann, C Jeff Van Note and RB William Andrews are selected to the Pro Bowl.

### 1983

The Falcons end the year with a 7-9 record as new head coach Dan Henning takes over the team. DE Kenny Johnson became only the 12th player in NFL history to score two touchdowns in the same game on interception returns as Atlanta defeats Green Bay 41-34 in overtime. Running back William Andrews sets a

new club record with 331 rushing attempts for 1,567 yards. QB Steve Bartkowski has his third 3,000-yard season and set a team mark with a 63.4% completion rate and just a 1.1% interception rate (5 interceptions in 432 passing attempts), while C Jeff Van Note starts his 200th game as a Falcon on December 18.

### 1984

RB Gerald Riggs takes over for the Falcons' all time leading rusher William Andrews who is out for the season after knee surgery. On opening day at New Orleans, Riggs sets a new club record with 35 attempts for 202 yards in a 36-28 win. This begins the first of three consecutive 1,000-yard seasons for Riggs who carries 483 times over 18 games without fumbling. The Falcons finish the year at 4-12.

### 1985

PR Billy "White Shoes" Johnson became the NFL's all-time leading punt returner as he gains 58 yards in the season opener versus Detroit on September 8. On the final game of the season, RB Gerald Riggs runs for 158 yards, his 9th 100-yard game of the year, in a 16-10 win at New Orleans to finish the season with 1,719 yards and leads the NFC in rushing, while being named to the Pro Bowl. The team ends their second straight season at 4-12. Eddie LeBaron, Vice President and CEO, is dismissed, while former Falcon head coach Marion Campbell is hired as defensive coordinator.

### 1986

The Falcons soared to four straight wins by beating New Orleans, St. Louis, Dallas and Tampa Bay for the best-ever start in club history. On December 14, Atlanta Fulton-County Stadium played host to C Jeff Van Note day as the 18-year veteran center was honored after 246 games. With all his family present, Van Note was presented gifts including a vintage 1957 Chevy (symbolic of his jersey #57 and being a classic). K Mick Luckhurst extended his club record to 117 consecutive PATs, as the team lost seven of their last nine contests to end the year at 7-8-1. G Bill Fraic and RB Gerald Riggs were selected to represent the Falcons at the Pro Bowl.

### 1987

For the second time in his career, Marion Campbell is named head coach of the team. After being defeated 48-10 at Tampa Bay in the season opener the Falcons rebound claiming victory over the eventual World Champion Washington Redskins 21-20 in front of over 50,000 fans at Fulton-County Stadium on September 20. Also on that day, PR Billy "White Shoes" Johnson added another milestone to his brilliant career by

## YEAR-BY-YEAR HISTORY

becoming the NFL's all-time leading punt returner by recording his 259th lifetime return. On September 22, the NFL Players Association walk off the job for the second time in five years, but only one game is cancelled. The League's owners decide to continue with replacement players. RB Gerald Riggs becomes the club's all-time leading rusher with 5,987 yards, surpassing William Andrews on December 6. P Rick Donnelly and WR Sylvester Stamps claim a pair of NFL individual titles as they finish the season with the league's punting title with a 44.03 average and a league-best 27.5 kickoff return average, respectively. The Falcons end the year with a 3-12 record, while G Bill Fralic and Riggs are named to the Pro Bowl.

### 1988

An improving Falcons defense was among the best in the NFL during the second half of the season as Atlanta finishes the '88 campaign at 5-11. Atlanta's "baby boomers" (average age of 25) allowed only six touchdowns over the final seven games. CB Scott Case laid claim to a spot in the Pro Bowl by being named NFC Defensive Player of the Month for November. Case picked off 10 passes on the season to finish atop the league charts and set a Falcons record for interceptions in a season. Running back John Settle put his name in the league record book by becoming the first free agent in NFL history since the 1970 merger to gain 1,000 yards in a season with 1,024 yards. G Bill Fralic joined Case and Settle in the Pro Bowl following the season.

### 1989

CB Deion "Prime Time" Sanders, who after a lengthy holdout, reports to camp and takes part in practice on Friday and a Saturday walk-through before the season opener versus the Los Angeles Rams. In the first quarter, Sanders returns a punt 68 yards for a touchdown. After hitting a home run for the New York Yankees earlier in the week, it makes him the only modern day athlete to hit a homerun and score a touchdown in the same week. G Bill Fralic goes to a fourth consecutive Pro Bowl, the only guard in the NFL to do so, and is named to the 2nd team of the All-NFL team of the 80's. Rookie WR Shawn Collins leads all NFL rookies and sets a club rookie mark with 58 catches, while Sanders gains post-season recognition by leading all rookie defensive backs with five interceptions and gaining over 1,000 yards in return yardage. Head coach Marion Campbell announces his resignation after 12 games (3-9); leaving assistant head coach Jim Hanifan to take over for the final four games. The team ends the season with a 3-13 mark.

### 1990

Former Falcons defensive coordinator and Houston Oilers head coach Jerry Glanville accepts the offer to become the Falcons 9th head coach in franchise history. The team announces plans for their 25th Anniversary season that includes going back to the original black jerseys of 1966. In addition, black helmets are unveiled along with the anniversary logo patches for the uniforms. With the number one pick in the draft, Atlanta trades with Indianapolis for six-time Pro Bowl lineman T Chris Hinton, all-rookie WR Andre Rison and the following year's #1 pick. The Falcons close their first-ever undefeated preseason at 4-0 with a 45-14 win over New England. On September 9, Houston comes to town to face Atlanta and their former coach, but the Falcons prevail scoring three defensive touchdowns en route to a 47-27 victory. The Falcons led the NFL with a 3.3 per carry rush defense as the team moved up in over 20 statistical categories from the previous season to finish the year at 5-11. LB Jessie Tuggle led the NFL in tackles with 201 and Rison sets a club mark with 82 pass receptions on his way to a Pro Bowl berth.

### 1991

The Falcons proved to be one of the most exciting and entertaining teams of the NFL in '91, winning six straight games down the stretch and eight of their last 11 contests, to earn a playoff berth at 10-6. Atlanta had the second most wins in club history with 11 and captured their first road playoff victory at New Orleans. The Falcons also made team history by sweeping through their NFC West road trips by defeating the Saints, Rams, and 49ers, giving San Francisco their only home loss on the season. A sellout crowd witnessed the Falcons final home game of the 1991 season, as well as Atlanta's final game in Fulton-County Stadium. The Falcons defeated Seattle, 26-13, to run their home win streak to five straight. CBs Deion Sanders and Tim McKyer both co-led the NFC in interceptions with six apiece. Sanders was joined at the Pro Bowl by teammates WR Andre Rison, QB Chris Miller and T Chris Hinton.

### 1992

On August 23, a sold-out crowd and a national TV audience saw the Falcons win the first-ever football game in the new Georgia Dome, 20-10, over the Philadelphia Eagles. In the regular season opener in the Dome, Atlanta scored on their first four possessions en route to a 20-17 win over the New York Jets before another sellout crowd. The Falcons led the NFL with a club record 33-touchdown passes and became the only team to have 30 or

## YEAR-BY-YEAR HISTORY

more touchdowns in both '91 and '92. The 336 pass completions were a club season best as were the 194 passing first downs. WR Andre Rison set a club record with 93 receptions and became the first player in NFL history to have 300 catches in their first four years in the league. The Rison-WR Michael Haynes tandem netted 21 touchdowns to lead the NFL for the second straight year (23 in '91). The team finished the season with a 6-10 record as Rison, DB Deion Sanders, LB Jessie Tuggle and special teams standout Elbert Shelley were named to the Pro Bowl.

### 1993

Led by Pro Bowlers WR Andre Rison, QB Bobby Hebert, S Elbert Shelley and PK Norm Johnson, Atlanta's offense scored over 300 points for the fourth consecutive season. Rison scored a club record 15 TDs and set a new standard for the most receptions in his first five seasons with 394. Hebert finished third in the NFL with a career-high 24 touchdown passes and had the NFL's longest play of the year, a 98-yard strike to WR Michael Haynes. Johnson nearly had a perfect season, connecting on 26-of-27 field goals (.963), while stretching his consecutive FG streak to 26 in-a-row, the second best mark in NFL history. Pro Bowler CB Deion Sanders continued to be an impact player, picking off seven passes while shutting down the league's top receivers. Third-year RB Erric Pegram made a name for himself, rushing for 1,185 yards, the fourth highest total in '93 as the team ended the year for a second straight season at 6-10.

### 1994

June Jones was named the Falcons' 10th head coach on January 24 replacing Jerry Glanville who resigned following the 1993 season. The '94 season was trademarked by the way the team started and ended each game. The Falcons came out ready to play in the first quarters, rolling up a combined 93-61 advantage in those first 15 minutes of play. Atlanta also had the lead in 14 of the 16 games they played in and led 12 of those 16 games, heading into the fourth quarter only to finish the year with a 7-9 record. In 11 of the 16 games, the Falcons had the lead at the two-minute warning only to falter in the end. Wide receiver Terance Mathis closes out a brilliant season with a club record 111 receptions, the fourth highest total of all-time. His 1,342 receiving yards ranks second on the Atlanta's all-time charts. For his efforts, he is voted to the '95 Pro Bowl along with teammates LB Jessie Tuggle and S Elbert Shelley.

### 1995

In what would be Atlanta's first playoff season since

1991, the Falcons ended the regular season with a 9-7 mark, while establishing some club and league records along the way. K Morten Andersen, who was signed as a free agent from New Orleans before training camp, sets an NFL- mark with three field goals from beyond 50 yards in one game. Shots from 55, 55 and 51 capped a 19-14 victory over Andersen's former Saints teammates to give Atlanta their first sweep of New Orleans since 1985. Needing a win to make the playoffs, the Falcons pull off the improbable, defeating the defending World Champion 49ers, 28-27, in front of a frenzied crowd at the Georgia Dome on Christmas Eve. Quarterback Bobby Hebert connects with WR Terance Mathis on two touchdowns, including the game-winner, as Mathis makes an incredible run to the end zone with 1:45 remaining. Atlanta establishes an NFL record by having four players each gain 1,000 yards, including WRs Eric Metcalf (1,189), Terance Mathis (1,039), Bert Emanuel (1,039) and RB Craig Heyward (1,083). Quarterback Jeff George, meanwhile, became only the 18th quarterback in league history to have over 4,000 yards passing in a season by finishing with 4,143 yards. LB Jessie Tuggle, S Elbert Shelley, DE Chris Doleman, Andersen and Hayward were named to the Pro Bowl.

### 1996

Only one season after earning a wild-card berth, Atlanta tied a club-mark for most losses and finished with the third-poorest winning percentage (.188) in team history with a 3-13 mark. A 31-15 victory over the Saints on December 8 snapped a 10-game road losing streak and provided the team with its first NFC West win outside the Georgia Dome since an overtime win in New Orleans on September 17, 1995. In a lone bright spot, RB Jamal Anderson became the seventh Falcons player in club history to rush for over 1,000 yards in a season, gaining 1,055 on the year. With Anderson's accomplishment, the Falcons were the only NFL team to have three different players in the past four years to gain 1,000 yards. On December 23, head coach June Jones was dismissed from the team.

### 1997

On January 3, Dan Reeves is named the 11th head coach in franchise history as he comes to Atlanta as Executive Vice President of Football Operations/Head Coach. After a difficult 1-7 start, the Falcons went 6-2 in their final eight games to finish 7-9, marking one of the best second-half comebacks in NFL history. QB Chris Chandler came on strong and ranked second in the NFL in QB rating (95.1) on his way to his first Pro Bowl appearance, joining teammate LB Jessie Tuggle. The real story of the season, however, was

## YEAR-BY-YEAR HISTORY

the tremendous play of the defensive line, which established a club record 55 sacks to rank 2nd in the NFL. DE Chuck Smith (12.0 sacks) and DT Travis Hall (10.5 sacks) led the charge. Team owner and founder Rankin M. Smith passed away on October 26 from heart complications just hours before the Falcons were to play a nationally televised game at Carolina. The 72-year old was remembered at a Tuesday memorial service as a quiet, behind-the-scenes "pioneer" who helped bring professional sports, and other major contributions, to his beloved city of Atlanta.

### 1998

The Falcons, who jumped from a 7-9 finish in 1997 to a franchise record 14-2 in 1998, specialized in quick turnovers. In one of the more heart felt stories of the year, head coach Dan Reeves underwent quadruple bypass surgery and a mere five weeks later coached his team to a 30-27 overtime victory against Minnesota to capture the NFC Championship that matched the Falcons against the Denver Broncos in Super Bowl XXXIII in Miami. The team accomplished many firsts in 1998 with the first-ever 8-0 home mark, best overall record at 14-2, most points in a season with 442 that included a best 53 touchdowns and a league-high 44 takeaways. Atlanta was paced by RB Jamal Anderson, who set a team record with 1,846 yards rushing, including an NFL high 12 100-yard games. The Falcons dubbed themselves the "Dirty Birds" and Anderson created a touchdown dance to fit the name. The dance, which even consisted of flapping arms to act like wings, was introduced when TE O.J. Santiago celebrated his two-touchdown effort following a 41-10 victory at New England in early November. The fever it generated captivated a national audience as well as brought the Falcons to the front of the Atlanta sports scene. Dan Reeves joining Anderson on stage for a rendition of the "Dirty Bird" following the NFC Championship trophy presentation was a lasting highlight of the team's journey to the Super Bowl. Reeves, who was named NFL Coach of the Year, guided his Falcons to just the second NFC West title in the 33-year history of the franchise. QB Chris Chandler, CB Ray Buchanan, S Eugene Robinson, LB Jessie Tuggle and T Bob Whitfield joined Anderson in representing the Falcons in the Pro Bowl.

### 1999

The Atlanta Falcons entered the 1999 season with the hopes of defending their 1998 NFC Champ-ionship crown and becoming the first NFL team ever to reach the Super Bowl in its own stadium. The Georgia Dome was the site of Super Bowl XXXIV. Unfortunately the setbacks of an 0-4 start led the Falcons to a

disappointing 5-11 finish. In Week 2 against the Dallas Cowboys in a Monday Night Football matchup at Texas Stadium, RB Jamal Anderson was lost for the season with a knee injury. The Falcons did reach some milestones through the season. WR Tarnace Mathis became the club's all-time leader in receptions with a 12-catch, 166-yard performance in a Monday Night Football game at Pittsburgh. LB Jessie Tuggle had his 12th-straight 100-tackle season after finishing with a team-leading 122 total tackles.

### 2000

After a 2-1 start that included victories over two key NFC West opponents, the Falcons season took a turn for the worse with a 4-12 final record. The Falcons suffered several key injuries including a season-ending foot injury to LB Keith Brooking after five games and LB Jessie Tuggle in the eighth game of the season. RB Jamal Anderson returned to action following a 1999 season-ending knee injury, starting all 16 games and finishing with his fourth 1,000-yard season with 1,024 yards. K Morten Andersen began the season with a five-field goal game vs. San Francisco and then ended the year with five field goals in the season-finale vs. Kansas City. In the process he became the Falcons all-time leader in both field goals and points. Wide receiver Tarnace Mathis became the club's all-time leader in receiving yards to pass WR Alfred Jenkins in that category. Rookie CB Darrick Vaughn, the Falcons seventh round draft choice, led the NFL with a 27.7 average and three kickoff returns for a touchdown. That average and the three touchdowns are both Falcons single-season high marks.

### 2001

The 2001 Atlanta Falcons entered Week 15 with a matchup at Miami with a 7-7 record and still alive in the NFC playoff race. Three controversial calls by the officials and two goal line stands by the Dolphins defense ended the Falcons postseason hopes with a 21-14 defeat. The next week the Falcons traveled to St. Louis and lost 31-13 to finish the year with a disappointing 7-9 record. Even with two overtime losses to San Francisco when the Falcons squandered fourth quarter leads, Atlanta jumped to a 6-4 record before winning just one of their remaining six games. Included in the wins was a big 23-20 victory over the Green Bay Packers at Lambeau Field, highlighted by a 352-passing effort by QB Chris Chandler. Long after memories of the disappointing 2001 season end, the year will be remembered for the nucleus of young players that emerged and will hopefully lead the Falcons to a successful future. Among the group of young

## YEAR-BY-YEAR HISTORY

players that stood out were Pro Bowl LB Keith Brooking, who had 10 or more tackles in 11 of the team's 16 games, and first-round draft pick QB Michael Vick. Vick had the normal growing pains of any rookie quarterback, but in the Miami game Vick, who played following an elbow injury to Chandler, showed flashes of his potential, completing 11 of 20 passes for 214 yards with a touchdown and gaining 63 yards rushing on five carries. Among his highlights were a 52-yard pass to WR Brian Finneran and a 23-yard scramble for a first down on a 4th and 15 play. A renewed Chandler led the team to a 6-4 record in games where he started and finished, and DE Patrick Kerney had a breakout year with a team-leading 12.0 sacks. The day before the draft, the Falcons obtained the first pick in a trade with San Diego and used the pick on Vick, who is expected to be the quarterback of the future. In another historical move, team President Taylor Smith agreed to sell the team to local businessman Arthur Blank, who was approved by the NFL owners the day before the Super Bowl. A week before the final preseason game the end of an era came upon the Falcons when LB Jessie Tuggle retired following 14 seasons in Atlanta. The example he set helped his replacement Brooking, who was moved from the weakside linebacker spot to the middle, spring to the top of the middle linebacker lists in the NFL with a career-high 167 tackles.

### 2002

The Atlanta Falcons began the Arthur Blank era with a 9-6-1 record and a berth in the playoffs as a Wild Card participant. Blank helped resurrect the excitement in the Georgia Dome with added value to the fans with increased tailgating, parking and entertainment. The fans responded with every game being sold out. After beginning the year with a 1-3 record, head coach Dan Reeves and QB Michael Vick led the Falcons to an NFL-best eight-game unbeaten streak (7-0-1). The Falcons set records and showcased numerous highlights during that stretch. In a game at Pittsburgh, the Falcons rallied from a 34-17 deficit with just over eight minutes to play to tie the game at 34-34. The Falcons also shutout Carolina two times with a 30-0 victory at the Dome and a 41-0 win in Charlotte. The Falcons finished the season with a team-record 23 rushing touchdowns and a franchise-best eight games with 30 or more points. After finishing 30th in rushing in 1999, 28th in 2000 and 16th in 2001, the Falcons improved to 4th in the NFL in 2002. On the defensive side of the ball, new defensive coordinator Wade Phillips made a switch to a 3-4 defensive alignment that helped the team finish third in interceptions with

24, second in takeaways with 39 and fourth in sacks with 47. In his first season as a starter, Vick earned a Pro Bowl berth to become just the sixth quarterback to be voted to the Pro Bowl in his first year as a starter. Vick rushed for 173 yards in an overtime win at Minnesota, the highest single-game rushing total for an NFL quarterback ever. Vick also had the longest run ever by a Falcons quarterback with a 46-yard game-winning touchdown in overtime against the Vikings. LB Keith Brooking earned his second consecutive Pro Bowl berth after setting a career-high with 212 total tackles. In the postseason, the Falcons became the first team ever to defeat the Green Bay Packers in the postseason at Lambeau Field with a 27-7 win to advance to the second round of the NFC playoffs. The Falcons season came to an end the next week with a 20-6 loss against the Philadelphia Eagles at Veterans Stadium in an NFC Divisional playoff game.

### 2003

One season removed from a playoff berth and a historical win over Green Bay in the playoffs, the 2003 Falcons fell to 5-11. Injuries and a lack of consistency punctuated the Falcons' 2003 season. QB Michael Vick, who played a large role in the Falcons' push for the playoffs in 2002, suffered a broken right leg in the second preseason game against Baltimore and did not return until the 11th game of the regular season in a relief appearance at Houston. Strong first half efforts would give way to second half heartbreak as the Falcons went 2-6 in the eight games which they led at the half. The Falcons defeated the Dallas Cowboys in the regular season opener, 27-13, before losing their next seven contests. They did not win again until the ninth game of the season when they went on the road and defeated the New York Giants 27-7. The victory gave Falcons head coach Dan Reeves the 200th win of his career. One year after setting the NFL single-game record for most yards rushing by a quarterback, Vick went out and rushed for a 141 yards in his first start of the season against the Panthers. His rushing performance marked the third-highest single game rushing total by a quarterback in NFL history. Three days after the victory against the Panthers, Reeves, who coached the Falcons for seven seasons, was released from his contract on December 10. Defensive coordinator Wade Phillips took over as interim coach for the final three games. In the days leading up to the Buccaneers game in Week 16, Rich McKay, who for the previous eight seasons was general manager of the Buccaneers, was named president and general manager of the Falcons on December 15. Less than two weeks after the conclusion of the season, Jim Mora was named head coach on January 9, 2004. LB

## YEAR-BY-YEAR HISTORY

Keith Brooking and TE Alge Crumpler were named to the Pro Bowl, with Crumpler earning a starting nod on the NFC squad.

### 2004

First year Head Coach Jim Mora's fiery, motivating style of coaching becomes contagious and resonates with his team as the Falcons match the best start ever in team history at 4-0 on their way to a 6-2 halfway record. The aggressive approach on both offense and defense pays off and masks the potential growing pains of new offensive and defensive systems being implemented. The birds clinch just their third division title in team history in high fashion in a 35-10 rout of the Oakland Raiders in Week 14 as RB T.J. Duckett establishes a new team record with four rushing touchdowns. The club finishes the regular season with an 11-5 record, a first round playoff bye, and sets numerous milestones, including leading the NFL in rushing for the first time ever with a team record 2,672 yards and a club-best a 5.1 per carry average, as well as a League-high 48 sacks, which also is the first time that feat has been accomplished. The Falcons defense soars 18 spots from the last in the League in 2003 to 14th in total defense and scoring defense under new architect Ed Donatell. Atlanta blasts St. Louis 47-17 in the Divisional Playoff game at the Georgia Dome in one of the most dominant rushing performances in postseason history, racking up 327 yards rushing, the fourth-highest total ever. The Falcons' dream of a Super Bowl trip is ended the following week in a 27-10 defeat at Philadelphia in the NFC Championship Game, the second NFC Title appearance in team history. Mora garners votes for NFL Coach of the Year and becomes just the 11th head coach in NFL history to capture a Division title in his first season. QB Michael Vick, TE Alge Crumpler, LB Keith Brooking, DE Patrick Kerney and returner Allen Rossum go to the Pro Bowl, the most Falcons players since 1998 Super Bowl season.

### 2005

The Falcons soar to a 6-2 first half record despite numerous injuries on defense that force rookies into the starting lineup and a shuffling of linebacker positions after five games. Atlanta records a perfect 3-0 mark on Monday Night Football (and 4-1 record in nationally-televised games). The growing pains catch up to the Falcons in the second half of the season though and the team finishes 8-8. Atlanta's offense again leads the NFL in rushing yards with 2,546 yards and average at 4.8. RB Warrick Dunn enjoys a career year with a career-high 1,416 rushing yards en route to earning his Pro Bowl since 2000.

TE Alge Crumpler leads the team in receptions with a career-best 65 catches for a career-high 877 receiving yards. QB Michael Vick passes for 2,412 yards with 15 touchdowns and rushes for 597 yards and six scores. LB Keith Brooking leads the club again in tackles with 150 as he moves over to MLB after a season-ending Achilles injury to Edgerton Hartwell in Week 5 forces a chain reaction of wholesale changes in the linebacker department. Rookies such as LB Michael Boley and DL Jonathon Babineux, Chauncey Davis and Darrell Shropshire are pressed into major duty due to injuries. DT Rod Coleman leads all interior linemen with 10.5 sacks. Dunn, Crumpler, Vick, Brooking, Coleman and CB DeAngelo Hall are voted to the Pro Bowl by their peers and are the most Pro Bowlers since the 1998 Super Bowl season.

### 2006

Similar to the second half of 2005, the Falcons start out 5-2 in first half of play only to limp to 2-7 down the stretch. Head Coach Jim Mora is dismissed from his contract after three years following the 7-9 season. The Falcons lead the NFL in rushing again for the third straight year with a franchise record 2,939 yards, which is the ninth-highest total in NFL history. Michael Vick becomes the first quarterback in League history to rush for over 1,000 yards with 1,039. With RB Warrick Dunn's 1,140 rushing yards, Vick and Dunn become only the fourth set of backfield teammates to both eclipse the century mark in the same season in NFL history. Vick also adds a career-high 20 touchdown passes. TE Alge Crumpler is named to his fourth straight Pro Bowl as he leads the team in receiving and adds a career-high eight touchdowns. CB DeAngelo Hall also is voted to the Pro Bowl but first year as a starter. K Morten Andersen becomes the NFL's all-time leading scorer and all-time leader in career field goals.

### 2007

The Falcons placed a franchise record 16 players on injured reserve which included seven starters over the course of the season. Atlanta also witnessed its starting quarterback be suspended by the NFL prior to the start of the year while its Head Coach Bobby Petrino left the team following Week 14. With a 4-12 record, the Falcons did see some positive results however. Wide receiver Roddy White became the Falcons first 1,000-yard receiver since 1999 and running back Warrick Dunn became the 22nd player in league history to amass 10,000 career rushing yards. Kicker Morten Andersen and quarterback Chris Redman each received NFC Player of the Week accolades.



## YEAR-BY-YEAR HISTORY

### 2008

In just one season, the Atlanta Falcons rebounded from four wins in 2007 to an 11-5 regular season record and the team's first playoff berth since 2004. The '08 campaign was a year of firsts as first year Head Coach Mike Smith and first year quarterback Matt Ryan became the first rookie head coach and quarterback duo to compete in a playoff contest since 1945 when the Cleveland Rams accomplished the feat. In Smith's stellar first season, he also became only the fourth Head Coach in franchise history to record 11 or more victories in a single year en route to Associated Press Coach of the Year honors. The distinction marked only the second occasion a Falcons coach earned the award in franchise history. The Falcons witnessed an entire team effort in the turnaround as an organization with a fresh look that took the NFL by storm, winning five of their last six games on the way to a second place finish in the NFC South Division. Atlanta garnered two Pro Bowl selections in running back Michael Turner and wide receiver Roddy White who also made their first visits to the league's all-star game. Quarterback Matt Ryan earned Associated Press Offensive Rookie of the Month (October), a first in both categories in team history. The Falcons also finished the regular season with five NFC Player of the Week accolades. Turner earned the honor on three occasions, while Ryan was named NFC Offensive Player of the Week after his performance against the Oakland Raiders in Week 9 and wide receiver Harry Douglas was named NFC Special Teams Player of the Week after returning a punt 61 yards against Carolina in Week 12. In his first season with the Falcons, Turner was tied for second in the final NFL MVP voting as he finished second in the league in rushing (1,699 yards) while topping the 1,000-yard plateau for the first time in his career. Turner also posted 17 rushing touchdowns, which set a new franchise record. White also logged a career year as he set a new franchise record with 1,382 receiving yards in a single-season while becoming the first wide receiver in team history to post back-to-back 1,200-yard campaigns. Defensively, John Abraham set a new team record and a personal best with 16.5 sacks, topping the old record of 16.0 held by Joel Williams, which was set in 1980. At the conclusion of the year, Coach Smith (Coach of the Year), Matt Ryan (Rookie of the Year) and General Manager Thomas Dimitroff (Executive of the Year) all earned honors from Sporting News Magazine, becoming the first trio in the publication's 132-year history to sweep the awards.

### 2009

The Falcons concluded the 2009 campaign with a 9-7 record and back to back winning seasons for the first time in the franchise's 44-year history, which includes an 11-5 record in 2008. Atlanta ended the season with three consecutive victories and a series sweep over NFC South Division rival Tampa Bay. After two seasons, Falcons Head Coach Mike Smith compiled a coaching record of 20-12 (.625), which is the second-best winning percentage for an Atlanta head coach in their first two seasons with the team. He sits behind Dan Reeves who totaled a 21-11 mark

(.656) from 1997-98. As a starter, quarterback Matt Ryan finished the 2009 campaign with a 6-0 home record and after two seasons is 13-1 starting under center. The 2009 season featured many team and individual accomplishments, but none as impressive as wide receiver Roddy White who finished the season with 85 receptions for 1,153 yards and a career-high 11 touchdowns. He became only the second receiver in franchise history to register three consecutive 1,000-yard receiving seasons. Tight end Tony Gonzalez, who led all tight ends in NFL history at seasons end in receptions (999), yards (11,807) and touchdowns (82), became the 21st player in NFL history to surpass 11,000 career receiving yards. Among other accomplishments, Gonzalez set the Falcons single-season reception record for tight ends with 83. Defensively, Jonathan Babineaux led the team with a career-high six sacks. Cornerback Brent Grimes finished the year with a team-leading six interceptions and safety Thomas DeCoud was named NFC Defensive Player of the Week (6) for his performance against the Chicago Bears.

### 2010

The Atlanta Falcons finished the 2010 regular season with a 13-3 record, marking the team's second highest win total in franchise history. The Falcons also claimed the NFC South title and earned the top seed as well as home field advantage in the NFC Playoffs. Combined with an 11-5 record in 2008 and a 9-7 record in 2009, Atlanta has now posted three consecutive winning seasons for the first time in club history and has earned two playoff berths in the last three seasons. In 2010, the Falcons sent a franchise record and NFL-best nine players to the Pro Bowl with DE John Abraham, TE Tony Gonzalez, FB Ovie Mughelli, QB Matt Ryan, RB Michael Turner, WR/ST Eric Weems, and WR Roddy White all voted in, while T Tyson Clabo and CB Brent Grimes were added as alternates at the end of the season. The Birds went 7-1 at the Georgia Dome this season, which was tied for the second-best



## YEAR-BY-YEAR HISTORY

home record in a single-season in franchise history. This is the fifth time in club history that the team has posted a 7-1 home record, including twice under Head Coach Mike Smith. Only the 1998 team posted a better record, going 8-0 at home. Additionally, Atlanta posted a 5-1 record against NFC South opponents. Since 2008, the Falcons are 11-7 against division foes. Ryan had a breakout season in his third year under center, throwing for a career-high 3,705 yards, 28 touchdown passes and a 91.0 passer rating. Meanwhile, White set new franchise records with 115 catches and 1,389 receiving yards. White also posted his fourth straight 1,000-yard season and earned All-Pro honors. For the second time since 2008, the Falcons had a 3,000-yard passer, 1,000-yard receiver, and a 1,000-yard rusher, as Turner led the NFC with 1,371 yards and a team-high 12 touchdowns on the ground. Gonzalez continued his climb in the NFL record books, becoming the first tight end in League history to record 1,000 career receptions and his 1,069 catches ranks sixth all-time and second among all active players. His six touchdown catches in 2010 tied him with WR Don Maynard for 10th on the NFL's all-time touchdown receptions list with 88 career TDs and his 12,463 receiving yards are 15th all-time. Defensively, Abraham regained his 2008 form posting 13.0 sacks and two forced fumbles, while Grimes and S William Moore shared the team lead with five interceptions each and Grimes posted a franchise record 23 passes defended. LB Curtis Lofton led the team in tackles for the second consecutive season with 142 total tackles (101 solo). Atlanta captured the NFC South title for the second time since the NFL's realignment in 2002 and it was the fourth time in team history that the Falcons won their division (1980, 1998, 2004, 2010).

### 2011

The Atlanta Falcons concluded the 2011 season with a 10-6 record, marking the first time in franchise history that the team has recorded back-to-back seasons with at least 10 wins and third time in the last four seasons. The Falcons captured the fifth seed in the NFC, notching consecutive playoff berths for the first time in franchise history.

The Falcons also clinched a playoff berth for the third time in the last four seasons. Under Head Coach Mike Smith, the Falcons are the only NFC team to post winning records in each of the last four seasons (2008-11).

Smith has posted a four-year record of 43-21, which is not only the best four-year mark in team history,

but ranks among the best records in NFL history for first-time head coaches. Smith is tied with Bill Cowher (Pittsburgh - '92-95), Mike Martz (St. Louis - '00-03), Mike Sherman (Green Bay - '00-03), and Mike Tomlin (Pittsburgh - '07-10) for the fourth-best four-year record among first-time head coaches.

The Birds wrapped up the 2011 campaign in record setting fashion, as QB Matt Ryan, RB Michael Turner and WR Roddy White all established new franchise bests. Ryan broke the franchise record for passing yards in a single season after eclipsing QB Jeff George's club record of 4,143 yards set in 1995. Ryan finished the 2011 season with 4,177 passing yards, 29 touchdown passes and a 92.9 quarterback rating, all career highs. White became the Falcons all-time leading receiver with 7,364 career receiving yards, breaking Terance Mathis' franchise record of 7,349 yards set between 1994 and 2001. The seventh year receiver out of UAB also finished the season with 100 receptions and became the first player in team history to record multiple 100-catch seasons. Turner also got in on the action, breaking Gerald Riggs' franchise record of 48 rushing touchdowns set between 1982 and 1988. "The Burner" led the NFC in rushing yards with 1,340 yards and added 11 touchdowns on the season.

In addition, TE Tony Gonzalez continued his ascension in the NFL record books, becoming the NFL's second all-time leading receiver with his 1,149 career receptions and climbed to 11th in League annals with his 13,338 career receiving yards and was named to his 12th Pro Bowl.

Defensively, the Falcons enjoyed a breakout season from LB Sean Weatherspoon, who finished the season with a career-high 127 tackles (86 solo) and four sacks. LB Curtis Lofton led the team in tackles for the third consecutive year with 167 tackles (101 solo) and added two interceptions. DE John Abraham continued to wreak havoc on opposing quarterbacks, notching 9.5 sacks and four forced fumbles.

### 2012

The Atlanta Falcons finished the 2012 season with a 14-4 overall record and hosted the NFC Championship Game for the first time in franchise history. In five seasons under Head Coach Mike Smith, the Falcons have posted five consecutive winning seasons and earned four trips to the playoffs. Under Smith, the Falcons have posted a 56-24 record and their 56 wins are the second most in the NFL during that time and Atlanta's .700 winning percentage is the second-best

## YEAR-BY-YEAR HISTORY

mark in the NFL over the last five seasons trailing only the New England Patriots (60-20, .750).

Smith earned NFL Coach of the Year honors from the Sporting News for the third time in the last five seasons after guiding the Falcons to an NFC best 13-3 record in 2012. He also set a franchise record for most career coaching wins (56).

QB Matt Ryan enjoyed his best season, setting single-season franchise records for passing yards (4,719), pass attempts (615), completions (422), touchdown passes (32) and 300-yard games (7) en route to his second career Pro Bowl selection. In 2012, additionally, Ryan's 56 career wins are the most by any quarterback in his first five seasons in NFL history.

TE Tony Gonzalez continued to show that he is one of the premier tight ends in the NFL, catching 93 passes for 930 yards with eight touchdowns in 2012. Gonzalez was selected to the Pro Bowl for the 13th time in his career last season. He currently ranks second in NFL history with 1,242 career receptions and his 103 career touchdown catches are the sixth most in League annals.

WR Roddy White became just the fifth player in NFL history to post three straight seasons with 90-or-more receptions and 1,200-or-more yards with his 92 catch, 1,351 yard out put in 2012.

WR Julio Jones joined White to create one of the NFL's best receiving tandems as the duo became the first set of Falcons teammates to post 1,000 receiving yards each since 1998. Jones finished 2012 with 79 catches for 1,198 yards and 10 touchdowns.

The Falcons boasted five Pro Bowlers in 2012, including Ryan, Gonzalez, Jones, S Thomas DeCoud and S William Moore. The duo of DeCoud and Moore combined for 11 takeaways, including 10 INTs & one fumble recovery, which resulted in 33 points during the 2012 season.

### 2013

The Atlanta Falcons finished the 2013 season with a 4-12 overall record, marking the club's first losing season since 2007. Despite their struggles in 2013, the Falcons have compiled a 60-36 regular season record (.625) which is tied for the sixth best record in the NFL over the last six seasons.

TE Tony Gonzalez closed out his career with another strong season, catching 83 passes for 859 yards, and

a team-leading eight touchdowns to earn his 14th career Pro Bowl selection. He exits the game as one of its all-time greats ranking second on the NFL's all-time receptions list (1,325), fifth in League history in receiving yards (15,127), and sixth in touchdown catches (111). Gonzalez owns nearly every NFL record at the tight end position including, receptions, receiving yards, touchdowns, 100-yard games, Pro Bowl appearances, and 1,000-yard seasons (four). In five seasons with the Falcons, Gonzalez caught 409 passes for 4,187 yards with 35 touchdowns while earning four straight Pro Bowl nods from 2010-13.

QB Matt Ryan continued to rewrite the Falcons record books in his sixth NFL season, topping his own franchise records for attempts (651) and completions (439) while breaking QB Steve Bartkowski's record for career passing yards with 23,472. In 2013, Ryan threw for 4,515 yards with 26 touchdowns and 17 interceptions. He is the first quarterback in club history to throw for 4,000 yards in three straight seasons and his 67.4 completion percentage ranked fourth in the NFL last season.

WR Harry Douglas had a breakout season in 2013, stepping into a key role after injuries to Julio Jones and Roddy White. Douglas recorded his first 1,000-yard season, shattering his career-highs with 85 receptions, 1,067 yards, and two touchdowns.

Defensively, the Falcons were paced by S William Moore who emerged as a team leader in his fifth season. Moore tallied 127 total tackles (83 solo) with eight passes defended, three interceptions, three forced fumbles, two fumble recoveries, and three tackles for loss. The Falcons also saw two rookies blossom into key starters as CB Desmond Trufant set a franchise rookie record with 17 passes defended and LB Paul Worrlow led the team with 137 total tackles (92 solo).

### 2014

The Atlanta Falcons finished the 2014 season with a 6-10 overall record, which gave the club its first back-to-back losing seasons since the 2006 and 2007 seasons. Head Coach Mike Smith was released from his contract after six years with the team following the end of the season.

The Falcons finished eighth in total offense with 378.2 yards per game, and QB Matt Ryan helped lead the team to the fifth best passing attack in the League with 284.6 passing yards per game. Ryan also had another career year, throwing for 4,000+ yards (4,694) for the

## YEAR-BY-YEAR HISTORY

fourth straight season, and he also broke the franchise record for most career touchdown passes (181) when he threw 28 touchdowns this season. Ryan was also selected to his third career Pro Bowl.

WR Roddy White broke the franchise record for most touchdown passes with 62 and he also became the franchise's all-time leader in touchdowns. White finished the season with 80 receptions, 921 receiving yards and seven touchdowns.

WR Julio Jones returned from a foot injury that sidelined him the previous season and recorded career numbers. Jones led the team in receptions and yards with 104 catches and 1,593 receiving yards, which also ranked him third in the NFL in both categories. Jones' 1,593 receiving yards also broke White's previous franchise single season receiving mark, and helped earn him his second Pro Bowl selection. Jones had a record breaking performance against the Green Bay Packers on Monday Night Football when he tallied 259 receiving yards on 11 catches, which was a franchise record for receiving yards in a game.

LB Paul Worilow lead the team in tackles for the second straight season with 142 total tackles (84 solo). CB Desmond Trufant continued to improve in his second year in the League tallying 61 total tackles (53 solo), three interceptions and 16 pass deflections. S Kemal Ishmael jumped onto the scene in his first year seeing heavy playing time, after S William Moore went down with an injury that placed him on injured reserve. Ishmael recorded 94 total tackles (67 solo), four interceptions – which led the team – and six pass deflections and one forced fumble.

### 2015

Dan Quinn became the 16th head coach in Atlanta Falcons history, taking over the club after serving as the Seattle Seahawks defensive coordinator for the last two seasons (2013-14). Quinn was the first rookie head coach in Falcons history to start 5-0. He was also the first head coach in NFL history to start 5-0 after his team trailed in the fourth quarter of four of its first five games.

In Quinn's first season as head coach, the Atlanta Falcons finished with an 8-8 record, including wins in two of their last three games. QB Matt Ryan finished the season 407-of-614 for 4,591 yards with 21 touchdowns, 16 interceptions, and an 89.0 passer rating. He finished the season ranking in the top five in several categories, including completions (third), attempts (fifth), and passing yards (fifth). Ryan also

threw for 4,000 yards for the fifth straight year, becoming one of four quarterbacks to throw for 4,000 yards in each of the last five seasons.

WR Julio Jones had a historic season as he passed Antonio Brown's 2014 mark on the single season receptions list (129). His 136 receptions, tied him for second on the NFL's single-season receptions list. Jones became one of three players in NFL history to have more than 130+ catches in a single season. He is also one of two players in NFL history to record 130+ catches and 1,800+ receiving yards in the same season, joining Brown who finished the year with 136 catches and 1,834 yards.

Additionally, Jones also passed Jerry Rice for second all-time on the single-season receiving yardage list (1,848). Jones is now one of three players all-time to record 1,800+ receiving yards in a single season, and he became one of five Falcons players to record 1,800+ yards from scrimmage in a single season (1,871).

Second year running back, Devonta Freeman burst onto the scene early on during 2015. After only rushing for 248 yards all last season, Freeman more than tripled that amount and rushed for 1,056 yards, which was the seventh-best mark in the League. In Week 15 against the Jaguars, Freeman became the sixth running back in franchise history to score 10-or-more rushing touchdowns in a single season. His 11 rushing touchdowns was tied for the lead in the NFL this season. Freeman also had 68 rushing first downs, which was the second highest amongst running backs.

LB Paul Worilow lead the team in tackles for the third straight season with 95 total tackles (67 solo). S Ricardo Allen jumped onto the scene during his first year as a starter. Allen recorded 68 total tackles, which was third on the team. He also led the team in interceptions this season with three. CB Desmond Trufant was only targeted 56 times this season, which was an NFL low among cornerbacks who played at least 75-percent of their team's defensive snaps. Trufant also only gave up 32 receptions, which was the third lowest total among cornerbacks who played at least 75-percent of their team's defensive snaps.

### 2016

In Dan Quinn's second season at the helm, he led the Falcons to their second Super Bowl appearance in franchise history. The team went 11-5 during the regular season and won the NFC South title for the first time since 2012.

## YEAR-BY-YEAR HISTORY

QB Matt Ryan also became the first Falcon to win the MVP award after a stellar career and franchise setting season. Ryan had career and franchise highs in the regular season in passing yards (4,944), passing touchdowns (38), completion percentage (69.9), and passer rating (117.1). This season, Ryan also became the first person to pass for 200+ yards in 50 consecutive games, his streak currently stands at 55 games.

WR Julio Jones continued to build off his historic 2015 season by putting up 1,409 receiving yards – second in the league – in only 14 games. Jones also passed the 100-yard mark seven times this season, knocking his career 100-yard game total to 35 – four off the franchise record.

In Week 4, Jones put up 300 yards receiving against the Carolina Panthers, which is the fourth most receiving yards recorded in a game in the Super Bowl era. In Week 10, Jones played his 75th career game and recorded his 475th career reception, which became the most in NFL history in a player's first 75 games. A few weeks later, the former Alabama standout passed former Falcons receiver Terance Mathis and moved to second on the franchise's all-time receiving yards list on the first play of the game in Week 13.

The Falcons defense saw the emergence of several young stars, including OLB Vic Beasley Jr, S Keanu Neal and LB Deion Jones. The 2015 first round pick found his niche as he led all players with 15.5 sacks, and finished second on the franchise's single-season sack list, one away from former Falcon John Abraham. Beasley Jr. also lead the league in forced fumbles – six. His six forced fumbles on the season were tied for the most in franchise history.

Neal, the team's first round pick in 2016, made an immediate impact for the defense, as he forced five fumbles and was second on the team in total tackles. Jones, the second round pick out of LSU, led the team and all rookies in total tackles. He also recorded three interceptions, which led the team.

The team also got quality play from rookies LB De'Vondre Campbell and TE Austin Hooper.

### 2017

In the team's third season under Dan Quinn, the Falcons finished 10-6, while making a trip to the divisional round of the playoffs. The Falcons were the only NFC team who made the playoffs in 2016 to be back in the playoffs this season. This was also the first time since 2011-12 that the team has recorded back-to-back 10+ win seasons (third time in franchise history posting back-to-back 10+ win seasons).

This season the Falcons saw a major improvement from the defensive side of the ball. In one year, the defense allowed 52.8 fewer yards per game ('16 - 371.2; '17 - 318.4) and gave up 166 fewer offensive points. The team only allowed 49 plays of 20+ yards the entire season, which was fifth in the NFL this season.

This team also produced four Pro Bowlers this season: WR Julio Jones, C Alex Mack, LB Deion Jones (first Pro Bowl), and S Keanu Neal (first Pro Bowl). This season, the defense also made a huge leap in improvement by only allowing 52.8 fewer yards per game ('16 - 371.2; '17 - 318.4) and giving up 166 fewer offensive points.

Jones recorded his third career game with 250+ receiving yards, which is the most in NFL history. No other player in league history has more than one 250+ yard receiving game. He finished the season with 88 receptions for 1,444 yards and three touchdowns. He became only the second receiver in NFL history to have four straight seasons with 80+ receptions and 1,400+ yards - Marvin Harrison is the other receiver.

Quarterback Matt Ryan kept up his stellar play in 2017 as well. In 2017, he became the fastest player to 40,000 passing yards - 151 games. He also extended his 200+ yards passing game streak to 64 games, which is a new NFL record. Also, for the seventh straight season, Ryan threw for 4,000 passing yards, which is tied for the third longest streak in NFL history.

LB Deion Jones showed growth from his first to second season in the league. The second year linebacker earned his first Pro Bowl selection after leading the team with 138 total tackles and three interceptions.

## UNIFORM HISTORY

### 1966-67

Black Jersey's with white numbers and red trim at home with a white Falcon crest on the sleeves. The away jersey was white with black numbers trimmed in red and a black Falcon crest on the sleeves. The Falcons had white pants with a red strip bordered by two black stripes for both home and away games. The helmet was red with a black Falcon crest logo trimmed in white, and there was a black strip trimmed in white down the middle of the helmet.



1966-67

### 1968-70

In 1968, the Falcons removed the Falcon crest logo from the sleeves and replaced it with red and white stripes. Also, a red-black-red stripe combination was added to the sleeves.



1968-70

### 1971-1989

In 1971, the Falcons switched to red jerseys for the first time and wore them all the way up to the 1989 season. The only other significant change to this uniform was the addition of silver-gray pants in 1978. Also in 1984, the Falcons switched to a black face mask. The home jersey was red with white numbers and black trim with white-black-white sleeve stripes. The away jersey was white with red numbers and black trim

with red and black stripes on the sleeves. In 1979 the Falcon crest logo was added to the sleeves.



1971-89

### 1990-2002

In 1990, the Falcons once again wore black jerseys as they did in their inaugural years. The 1990 season marked Atlanta's 25<sup>th</sup> anniversary season in the NFL, and the team wore a commemorative patch on their left shoulder. In addition, the Falcons switched to a black helmet with a black face mask and a white Falcon crest logo. From 1990-2002, the home jersey was black with white numbers trimmed in red with a black Falcon crest logo trimmed in red on the sleeves. The away jersey was white with red numbers trimmed in black with a black Falcon crest logo trimmed in red on the sleeves. The pants were Falcon silver with a black stripe down the middle trimmed in white and red.

### 2003 - PRESENT

The year 2003 continued to bring about many new changes for the Atlanta Falcons. Perhaps the biggest changes came with the introduction of the team's new logo and uniforms unveiled over the course of a two-month period.

On March 19, 2003, before a large gathering of media and the entire Falcons organization, the Falcons presented their new logo.

"The new Atlanta Falcons logo is fresh, strong and dynamic, and yet appreciates the tradition and history of this franchise," said Falcons Owner & CEO Arthur Blank. "The new logo depicts a more powerful, aggressive Falcon - one of fast movement. It is also representative of the evolution and direction of our team."

The logo was designed in conjunction with NFL Properties after a lengthy research process, which

# UNIFORM HISTORY

included conducting focus groups and polls with many fans. In addition, Falcons players, coaches and staff had the opportunity to give their thoughts.

The home uniforms consisted of black jerseys and white pants, while the road attire featured white jerseys and white pants. The team also introduced modified versions of the uniforms, which included wearing black jerseys with black pants at home and white jerseys with black pants on the road.

The jerseys and pants included red piping down the side, which expand at the knee for a fast, streamlined look. They also have “Falcons” stitched at the neckline in a newly developed font and include a number font that was designed specifically for the Falcons, consisting of a drop shadow for more depth. The black jerseys contained white numbers with red trim, while the white jerseys contained red numbers with black trim. The new Falcons logo appeared on the sleeve of both jerseys on a red background. The helmet remained black, however it also featured a metallic flack compared to the previous flat black-colored helmet.

In 2004, the Falcons announced they would wear red jerseys at home and use the black jerseys as their alternate third jersey. Declared the team’s alternate third jersey in 2003, red jerseys were worn twice in 2003, against the Tennessee Titans on November 23 and again in the Falcons nationally-televised 20-14 overtime win against the Carolina Panthers on December 7.



2003–Present

## 2009

The Falcons unveiled throwback uniforms in a Week 2 meeting against the Carolina Panthers to honor the inaugural 1966 team as part of “Alumni Weekend.” Atlanta again donned the retro uniforms in a Week 12 meeting against the Tampa Bay Buccaneers at the

Georgia Dome. Atlanta won both games with the throwback uniforms.



2009–Present Throwback Uniforms

## 2016

The team took the field in a blended 1966 replica uniform against the San Diego Chargers and San Francisco 49ers, as they paid homage to the athletes and teams that paved the way before them. As a special tribute, Falcons players throughout history were recognized in honor of the team’s annual Alumni Game.

The Falcons throwback design aesthetic stayed true to 1966 with exception of the helmet. The original uniform featured a red helmet with a similar bold stripe pattern down the center to match the pants and socks. This year, due to NFL helmet safety rules, the team punctuated the throwback uniform with their current black helmet. It showcased the original Falcon crest used by the team from 1966 to 2003 - the same black on black design worn in the team’s 1998 Super Bowl appearance.



1966 Nike Throwback

## 2017

First introduced in 2016, the NFL Color Rush program, in partnership with Nike, was started as a way to give NFL teams the opportunity to honor each franchise



## UNIFORM HISTORY

and engage spirited fans and cities while adding yet another reason to watch on Thursday nights.

Featuring a full-color head-to-toe look, each club's Color Rush uniform takes inspiration from both its current and historic uniform colors and designs, combined with progressive innovation that will set the tone for the future of the game and light up Thursday Night Football, the fastest growing NFL primetime night.


The Falcons selected a bold all-red head-to-toe uniform aesthetic, however due to a color conflict in their Thursday Night matchup against Tampa Bay on

November 3, 2016 Atlanta wore their white uniform as the away team.

One hundred percent of the NFL's proceeds from the sale of Color Rush jerseys will go directly to the NFL Foundation to fund health, safety and wellness programs for youth around the country. The NFL Foundation is the league's non-profit organization, representing all 32 clubs, and funds grants to support athletes, youth football and the communities that support the game. The first \$500,000 raised from this initiative was earmarked to replace youth and high school football equipment and fields lost in last month's devastating floods in Louisiana.



Color Rush Uniforms



Color Rush Uniforms

## STADIUM HISTORY



### **MERCEDES-BENZ STADIUM (2017–PRESENT)** **FALCONS HOME RECORD (5–3)**

The Georgia World Congress Center Authority and Atlanta Falcons completed an agreement for a new retractable roof stadium to be built on the Georgia World Congress Center campus. Scheduled to open during the summer of 2017, the Mercedes-Benz Stadium will serve as the home of the Atlanta Falcons in addition to Atlanta United, as well as conventions, and entertainment events, such as the College Football National Championship in 2018, Super Bowl LIII in 2019, and the NCAA Men's Final Four in 2020.

The Authority and Falcons have created a long-term solution for the region, state and Falcons by agreeing to a new stadium on the Georgia World Congress Center campus. The new facility will allow the Falcons to provide a league-competitive game day experience for fans and ensure the city and state are able to retain major events currently held at the Georgia Dome as well as attract new marquee events to the region.

The Falcons opened up Mercedes-Benz stadium against the Green Bay Packers on September 17, 2017. During that game, Atlanta jumped out on the Packers early and held onto a lead late, as they gained their first win in Mercedes-Benz Stadium, 34–23.

### **GEORGIA DOME (1992–2016)** **FALCONS HOME RECORD (116–83–0)**

In 1992, the Atlanta Falcons and the state of Georgia unveiled to the rest of the world the latest crown jewel in an ever-shining southern skyline with the opening of the Georgia Dome.

The Georgia Dome is the culmination of efforts which began in earnest in June of 1984 as business, civic and governmental leaders gathered to discuss a new stadium in Atlanta. The project continued to gain steam in January of 1988 as a “consensus” of leaders agreed on using a hotel/motel tax increase to finance the local portion of construction.

In January of 1989, Rankin Smith and then-governor Joe Frank Harris signed a “memorandum of understanding” for the Falcons to play in the Dome under a 20-year lease.

The project came to fruition in the spring of 1989 when the state, the Atlanta City Council, and Fulton County Commission approved the construction of the \$210 million Dome. Groundbreaking ceremonies took place on November 22, 1989, with construction getting underway on March 27, 1990.



## STADIUM HISTORY

As soon as the project was passed, the Dome became a major 'player' in the sporting community. Rankin Smith was determined to introduce the south's latest showpiece to the football world and he succeeded. With the determined backing of the Smith family, the Georgia Dome played host to the most significant sporting events in the world as global attention was focused on Atlanta for Super Bowl XXVIII played on January 31, 1994 between the Dallas Cowboys and the Buffalo Bills. The Georgia Dome hosted its second Super Bowl on January 30, 2000 between the St. Louis Rams and the Tennessee Titans.

The Falcons played their last regular season game in the Georgia Dome against the New Orleans Saints on January 1, 2017. The team clinched the NFC South on a 38-32 victory, as they locked up the number two seed in the playoffs with the victory. The Falcons' regular season record in the Georgia Dome was 116-83.

The Falcons officially closed the Georgia Dome with a 44-21 victory over the Green Bay Packers in the

NFC Championship game to send the franchise to its second Super Bowl in team history.

### **ATLANTA-FULTON COUNTY STADIUM (1966-91)** **FALCONS RECORD (85-106-2)**

Twenty-six years of NFL football in Atlanta-Fulton County Stadium came to an end on December 15, 1991 when the Falcons met the Seattle Seahawks for their final game in their very first home.

Atlanta-Fulton County Stadium was built in 51 weeks and gave the city the foundation to support big-league baseball and pro football. Less than a year after construction, the stadium was primed for a cameo appearance by the baseball Braves, who were still playing in Milwaukee at the time, on April 9, 1965. On August 14 of that same year, the Minnesota Vikings defeated the Pittsburgh Steelers in the first football game ever played at the stadium. Some local people deemed the Stadium "The Miracle on Capital Avenue."

## RING OF HONOR



*LB Jessie Tuggle was honored at the Georgia Dome*

The Atlanta Falcons organization doesn't officially retire jersey numbers, but considers certain player's jerseys worthy of being honored. Currently, the Falcons do not use any of the jersey numbers honored below. The Falcons Ring of Honor which is featured in the rafters of the Georgia Dome honors individual players and not jerseys.

### **#60 - TOMMY NOBIS (1966–76)**

The first-ever player drafted by the Atlanta Falcons for the inaugural 1966 season, Nobis quickly became the first-ever Falcons player to be voted to the Pro Bowl after being selected as a rookie. The stellar middle linebacker was named the NFL Rookie of the Year for his efforts. "Mr. Falcon" led the team in tackles in nine of his 11 seasons, while earning five trips to the Pro Bowl. In a poll conducted in 1970 by ABC to pick the best athlete of the decade of the 1960s, running back O.J. Simpson was number one and Tommy Nobis was number two in the entire country. He had an astronomical 294 total combined tackles as a rookie, still the team's club record. Nobis also intercepted 11 passes during his pro career, returning two for touchdowns. His uniform #60 has been worn by only him during the team's existence. He retired in 1976.

### **#57 - JEFF VAN NOTE (1969–86)**

Holds Falcons team marks for most seasons played (18) and most consecutive games played (155). He is second in the team record books with 246 games played and 225 games started. Van Note originally came to the Falcons as a linebacker from Kentucky, but was moved to center by head coach Norm Van Brocklin and eventually earned the starting job at

center in 1970. He earned the first of his six Pro Bowl berths in 1974. Van Note is tied with Claude Humphrey for most Pro Bowl appearances by a Falcons player with six. He retired in 1986.

### **#10 - STEVE BARTKOWSKI (1975–85)**

The No. 1 overall draft pick in 1975, he was named the NFL's Rookie of the Year after throwing for 1,662 yards and 15 touchdowns. He set every team record in passing, which included 23,468 career yards and 154 touchdown passes in 123 games. He produced three seasons of 3,000 yards or more passing, 12 games of more than 300 yards passing and two seasons of 30 or more touchdown passes. Bartkowski collected over 50 victories as a starting quarterback for the Falcons and guided the team to their first playoff victory in franchise history over the Philadelphia Eagles in 1978.

### **#31 - WILLIAM ANDREWS (1979–86)**

A third-round pick, Andrews was among the NFL's elite runners when a shocking knee injury prematurely ended his career. He became just the second running back in NFL history to have two 2,000-yard (combined yards) seasons (the only other player prior to Williams was O.J. Simpson). When he had his first 2,000-yard year, he joined just four other backs who had done so (Jim Brown, Walter Payton, Wilbert Montgomery and Simpson). In his first five seasons in the NFL (1979–83), Andrews outgained every other back in the entire NFL. The bullish Andrews had 8,382 total yards in those five years (an average of 1,677 per year) to lead all NFL runners. Andrews set 19 Falcons club records that began in his very first NFL game in 1979 when he

## RING OF HONOR

ran for 167 yards in a game at New Orleans where he totaled 189 yards. He was selected to the Pro Bowl in 1980, 1981, 1982 and 1983 and made the NFL All-Rookie team in 1979. He retired in 1987.

### **#58 - JESSIE TUGGLE (1987–2000)**

Jessie came to the Falcons as an undrafted free agent in 1987 and retired in August of 2001 as one of the all-time greatest players in franchise history. Nicknamed, "The Hammer", for his bone-jarring tackles, Tuggle is the club's all-time leader in total tackles with 2,065 and enjoyed 12 straight 100-tackle seasons. He led the team in tackles in a season 10 times and amassed 20 or more tackles in a single-game on four occasions with a personal-best of 24 stops. His 14 seasons played, 189 career starts and 209 total games played are third-most ever in Falcons history. Tuggle's five Pro Bowl appearances (1992, 1995, 1995, 1997, 1998) stand tied for the third-most ever by a Falcons player. The Falcons honored #58 with "Jessie Tuggle Day" during halftime of the Falcons game vs. the Detroit Lions on December 22, 2002.

### **#28 - WARRICK DUNN (2002–07)**

In 2002, Dunn was signed by the Atlanta Falcons where he spent the next six years of his career. Dunn posted 5,981 rushing yards – fourth on the franchise's all-time list – in 90 games for the Birds. Dunn was also a dynamic receiver out of the backfield, his 204 receptions are second on the franchise's all-time list among running backs and his 1,635 receiving yards ranks third on that list. In 2005, Dunn was selected to his third career Pro Bowl – first with the Falcons – after posting his second consecutive 1,000-yard rushing season (1,416 yards) and catching 29 passes for 220 yards and tallying four total touchdowns. In 2006, Dunn had his third consecutive 1,000-yard rushing season (1,140) with the team and joined his teammate QB Michael Vick, who also had 1,000 yards rushing (1,039) that year as well. They became the fourth duo in NFL history to rush for 1,000 yards – only two other pairs of teammates have done it since 2006. It also marked the first time in NFL history that a quarterback and running back from the same team each rushed for over 1,000 yards.

# ALL-TIME ALPHABETICAL ROSTER

## A

Abraham, John (DE), South Carolina.....	2006-12	Bartkowski, Steve (QB), California.....	1975-85
Absher, Dick (LB), Maryland.....	1967-68	Bartu, Joplo (LB), Texas State.....	2013-2015
Acks, Ron (LB), Illinois.....	1968-71	Bates, Patrick (S), Texas A&M.....	1996
Adams, Bob (TE), Pacific.....	1976	Batiste, D'Anthony (OL), Louis.-Lafayette.....	2007
Adams, Brent (T), UT at C'noga.....	1975-78	Bayne, Chris (S), Fresno State.....	1997-98
Adams, Scott (G/T), Georgia.....	1997	Bean, Bubba (RB), Texas A&M.....	1976-80
Adams, Phillip (CB), SC St. University.....	2015	Beasley, Aaron (CB), West Virginia.....	2004
Adkins, Spencer (LB), Miami (Fla.).....	2009-11	Beasley Jr., Vic (DE), Clemson.....	2015-17
Agee, Mel (DL), Illinois.....	1992-95	Bebout, Nick (T), Wyoming.....	1973-75
Akers, Jeremy (T), Notre Dame.....	1997	Beck, Jordan (LB), Cal Poly.....	2006
Alex, Keith (G), Texas A&M.....	1993	Beckman, Brad (TE), Nebraska-Omaha.....	1989
Alexander, Harold (P), Appalachian St.....	1993-94	Bell, Bill (PK), Kansas.....	1971-72
Alford, Robert (CB), Southeast Louisiana.....	2013-2017	Bell, Kerwin (QB), Florida.....	1988
Allen, Anthony (WR), Washington.....	1985-86	Belton, Willie (LB), Maryland St.....	1971-72
Allen, Demetrius (WR), Virginia.....	1996	Benish, Dan (DT), Clemson.....	1983-86
Allen, Grady (LB), Texas A&M.....	1969-72	Bennett, Cornelius (LB), Alabama.....	1996-98
Allen, Ricardo (CB), Perdue.....	2014-17	Benson, Cliff (TE), Purdue.....	1984-85
Alexander, P.J (G), Syracuse.....	2006	Benson, Duane (LB), Hamline.....	1972-73
Ambrose, Ashley (CB), Miss. Valley St.....	2000-02	Benson, Thomas (LB), Oklahoma.....	1984-85
Andersen, Morten (K), Mich. St.....	1995-00, 06-07	Bentley, Scott (K), Florida State.....	1997
Anderson, Anthony (RB), Temple.....	1980	Bergeron, Troy (WR), No college.....	2009
Anderson, Courtney (TE), San Jose State.....	2007	Berry, Bob (QB), Oregon.....	1968-72
Anderson, Darren (CB), Toledo.....	1998	Beverly, Eric (TE), Miami (Ohio).....	2004-06
Anderson, Dunstan (DL), Tulsa.....	1994	Bibla, Martin (G), Miami.....	2002-04
Anderson, Jamaal (DE), Arkansas.....	2007-10	Biermann, Kroy (DE), Montana.....	2008-15
Anderson, Jamal (RB), Utah.....	1994-01	Bingham, Guy (C/G), Montana.....	1989-91
Anderson, Taz (TE), Georgia Tech.....	1966-67	Birden, J.J. (WR), Oregon.....	1995-96
Anderson, Tim (DT), Ohio State.....	2007	Bishop, Brandon (S)N.C. St.,.....	2014
Andrews, William (RB), Auburn.....	1979-83, 86	Bishop, Greg (G), Pacific.....	1999
Archambeau, Lester (DE), Stanford.....	1993-99	Blakley, Dwayne (TE), Missouri.....	2004-07
Archer, Dave (QB), Iowa St.....	1984-87	Blalock, Justin (OG), Texas.....	2007-14
Arenas, Javier (CB), Alabama.....	2014	Bleick, Tom (S), Georgia Tech.....	1967
Asamoah, Jon (G), Illinois.....	2014	Bolden, Juran (CB), Mississippi Delta.....	96-98, 02-03
Atkins, Corey (LB), South Carolina.....	2000	Boley, Michael (LB), Southern Miss.....	2005-08
Auer, Joe (RB), Georgia Tech.....	1968	Booker, Marty (WR), Louisiana-Monroe.....	2009
Austin, Cliff (RB), Clemson.....	1984-86	Booker, Michael (CB), Nebraska.....	1997-99
<b>B</b>			
Babineaux, Jonathan (DT), Iowa.....	2005-16	Bordano, Chris (LB), SMU.....	2000
Badanjek, Rick (RB), Maryland.....	1987-88	Bosher, Matt (P), Miami (Fla.).....	2011-17
Bailey, Jim (DT), Kansas.....	1976-78	Bosley, Bruce (G), W Virginia.....	1969
Bailey, Larry (DT), Pacific.....	1974	Bowick, Tony (NT), UT/Chattanooga.....	1989
Bailey, Stacey (WR), San Jose St.....	1982-90	Bowling, Andy (LB), Virginia Tech.....	1967
Baker, Eugene (WR), Kent.....	1999-00	Boyd, Sean (S), North Carolina.....	1996
Baker, Sam (OT), USC.....	2008-14	Bradford, Allen (LB), Southern California.....	2015
Baker, Sean (S) Ball State.....	2013-2014	Bradford, Ronnie (CB/S), Colorado.....	1997-01
Baker, Tony (RB), East Carolina.....	1986	Bramlet, Casey (QB), Wyoming.....	2007
Baldwin, Robert (RB), Duke.....	1996	Bramlett, John (LB), Memphis St.....	1971
Banks, Chris (G), Kansas.....	2000-01	Brandon, David (LB), Memphis State.....	1996-97
Barnes, Gary (WR), Clemson.....	1966-67	Breitenstein, Bob (G/T), Tulsa.....	1969-70
Barnes, Lew (WR,KR), Oregon.....	1988	Brett, Walt (G), Montana.....	1976
Barnett, Doug (C) Azusa Pacific.....	1987	Brewer, Sean (TE), San Jose State.....	2003
Barnett, Oliver (DT), Kentucky.....	1990-92	Brezina, Greg (LB), Houston.....	1968-69, 71-79
		Britt, James (DB), LSU.....	1983-87
		Brock, Eric (S), Auburn.....	2008-09
		Brooking, Keith (LB), Georgia Tech.....	1998-08

# ALL-TIME ALPHABETICAL ROSTER

Brooks, Ethan (DT/OL), Williams College.....	1996
Brooks, Jonathan (LB), Clemson.....	1980
Broussard, Steve (RB), Washington St.....	1990-93
Brown, Aaron (LB), Ohio State.....	1986-87
Brown, Charlie (WR), SC State.....	1985-87
Brown, Clay (TE), Brigham Young.....	1982
Brown, Corey (WR), Tulsa.....	2001
Brown, Greg (DE), Kansas State.....	1987-88
Brown, Omar (S), North Carolina.....	1998-99
Brown, Ray (S), W Texas State.....	1971-78
Brown, Reggie (RB), Oregon.....	1982
Brown, Shannon (DT), Alabama.....	1996
Brown, Tyrone (WR), Toledo.....	1995-96
Bruce, Aundray (LB), Auburn.....	1988-91
Bruggeman, Rob (OL), Iowa.....	2011
Brunson, Mike (WR/RB), Arizona St.....	1970
Bryan, Rick (DT), Oklahoma.....	1984-92
Bryant, Charles (RB), Allen.....	1969
Bryant, Matt (K), Baylor.....	2009-17
Bryant, Romby (WR), Tulsa.....	1969
Bryant, Warren (T), Kentucky.....	1977-84
Buchanan, Ray (CB), Louisville.....	1997-03
Buckley, Marcus (LB), Texas A&M.....	2000
Burke, Vern (WR), Oregon St.....	1966
Burley, Gary (DT), Pittsburgh.....	1984
Burroughs, John (DT), Wyoming.....	1995-98
Burrow, Ken (WR), San Diego St.....	1971-75
Burson, Jimmy (CB/S), Auburn.....	1968
Bush, Devin (S), Florida State.....	1995-98
Bush, Rafael (S), South Carolina St.....	2010
Butler, Bobby (CB), FSU.....	1981-92
Butler, Jim (RB), Edward Waters.....	1968-71
Byas, Rick (DB), Wayne St.....	1974-80

## C

Cabral, Brian (LB), Colorado.....	1979
Cahill, Dave (DT), Northern Arizona.....	1969
Cain, Lynn (RB), USC.....	1979-84
Calland, Lee (CB), Louisville.....	1966-68
Calloway, Chris (WR), Michigan.....	1999
Camp, Reggie (DE), California.....	1988
Campbell, DeVondre (LB), Minnesota.....	2016-17
Campbell, Scott (QB), Purdue.....	1986-90
Campbell, Sonny (RB), North Arizona.....	1970-71
Carimi, Gabe (OL), Wisconsin.....	2014
Carpenter, Keion (S), Virginia Tech.....	2002-03, 05
Carrington, Paul (DE), Central Fla.....	2006
Carter, Marty (S), Midd. Tenn. St.....	1999-01
Carty, Johndale (S), Utah State.....	1999-02
Case, Scott (DB), Oklahoma.....	1984-94
Cash, Antoine (LB), SMU.....	2005
Cash, Chris (CB), USC.....	2005
Cash, Rick (DE), NE Missouri.....	1968
Casillas, Tony (DT), Oklahoma.....	1986-90

Cason, Wendell (DB), Oregon.....	1985-87
Cavness, Grady (CB), Texas-El Paso.....	1970
Cawley, Mike (QB), James Madison.....	1996
Cerne, Joe (C), Northwestern.....	1968
Chaffey, Pat (RB), Oregon St.....	1991
Chambers, Kirk (OL), Stanford.....	2011
Chandler, Chris (QB), Washington.....	1997-01
Chapman, Mike (G), Texas.....	1984
Chiaverini, Dale (WR), Colorado.....	2002
Childs, Henry (TE), Kansas St.....	1974
Chesson, Wes (WR), Duke.....	1971-73
Chester, Chris (G), Oklahoma.....	2015-16
Christian, Bob (FB), Northwestern.....	1997-02
Claridge, Dennis (QB), Nebraska.....	1966
Claridge, Travis (G/T), USC.....	2000-03
Clark, Bret (S), Nebraska.....	1986-88
Clark, Vinnie (CB), Ohio St.....	1993-94
Claxton, Ben (G), Mississippi.....	2005
Claybo, Tyson (G), Wake Forest.....	2006-12
Clayborn, Adrian (DE), Iowa.....	2015-17
Clayton, Stan (T/G), Penn State.....	1988-89
Cobb, DeAndra (RB), Michigan State.....	2005
Coffey, Junior (RB), Washington.....	1966-67, 69
Coffman, Chase (TE), Missouri.....	2012-13
Cogdill, Gail (WR), Washington St.....	1969-70
Coia, Angelo (WR), USC.....	1966
Coleman, Derrick (FB), UCLA.....	2017
Coleman, Erik (S), Washington State.....	2008-09
Coleman, Lincoln (RB), Baylor.....	1996
Coleman, Rod (DT), East Carolina.....	2004-07
Coleman, Tevin (RB), Indiana.....	2015-17
Collins, Calvin (G/C), Texas A&M.....	1997-00
Collins, Jalen (CB), LSU.....	2015-16
Collins, Shawn (WR), N Arizona.....	1989-91
Collins, Sonny (RB), Kentucky.....	1976
Compton, Tom (T), South Dakota.....	2016
Condren, Glen (DT), Oklahoma.....	1969-72
Cone, Kevin (WR), Georgia Tech.....	2011-13
Conner, Darion (LB), Jackson State.....	1990-93
Cook, Ed (G), Notre Dame.....	1966-67
Cooper, Evan (DB), Michigan.....	1988-89
Cope, Jim (LB), Ohio.....	1976
Cordill, Olie (WR), Memphis St.....	1968
Correal, Chuck (C), Penn St.....	1979-80
Costello, Joe (LB), Central Connecticut.....	1986-88
Cotrell, Ted (LB), Delaware Valley.....	1969-70
Cotton, James (LB), Ohio State.....	2003
Cotton, Marcus (LB), USC.....	1988-89
Cousin, Terry (CB), South Carolina.....	2000
Cox, Arthur (TE), Tex Southern.....	1983-87
Cox, Mike (FB), Georgia Tech.....	2011-12
Crawford, Jacks (DT), Penn St.....	2017
Crocker, Chris (S), Marshall.....	2006-07
Crockett, Henri (LB), Florida State.....	1997-01

# ALL-TIME ALPHABETICAL ROSTER

Croupid, David (DB), San Diego State.....1985-88  
 Crowe, Larry (DB), Tex Southern.....1975  
 Crumpler, Alge (TE), North Carolina.....2001-07  
 Curran, Willie (WR), UCLA .....1982-84  
 Curry, Buddy (LB), North Carolina .....1980-87

## D

Dabney, Carlton (DT), Morgan St.....1968  
 Dahl, Harvey (OG), Nevado-Reno .....2007-10  
 Daluiso, Brad (K), UCLA .....1991  
 Dantzler, Woodrow (RB), Clemson .....2003  
 Davis, Antone (T), Tennessee .....1996-97  
 Davis, Brad (RB), LSU .....1975  
 Davis, Chauncey (DE), FSU.....2005-10  
 Davis, Dominique (QB), East Carolina.....2012-13  
 Davis, Drew (WR), Oregon .....2012-14  
 Davis, Nathan (DT), Indiana .....1997  
 Davis, Greg (K), Citadel .....1987-90  
 Davis, Mitch (LB), Georgia .....1994  
 Davis, Paul (LB), North Carolina.....1981-82  
 Davis, Ron (DB), Tennessee.....1995  
 Davis, Scott (G), Iowa .....1997  
 Daykin, Tony (LB), Georgia Tech .....1979-81  
 DeBerg, Steve (QB), San Jose St.....1998  
 DeCoud, Thomas (S), California .....2008-13  
 Dent, Akeem (LB), Georgia .....2011-13  
 Denton, Tim (CB), Sam Houston St.....1996-97  
 Detmer, Ty (QB), BYU.....2004-05  
 Dickerson, Eric (RB), SMU .....1993  
 Dils, Steve (QB), Stanford.....1988  
 DiMarco, Patrick (FB), South Carolina.....2013-2016  
 Dimry, Charles (DB), UNLV .....1988-90  
 Dinkins, Howard (LB), Florida St.....1992-93  
 Dixon, Corey (WR), Nebraska .....1994  
 Dixon, Floyd (WR), Stephen F. Austin.....1986-91  
 Dixon, Rich (LB), California .....1983  
 Dodd, Al (WR), NW Louisiana St.....1973-74  
 Doleman, Chris (DE), Pittsburgh.....1994-95  
 Donaldson, Jeff (S), Colorado .....1991-93  
 Donnelly, Rick (P), Wyoming .....1985-88  
 Donohoe, Mike (TE), U-of-SF .....1968, 1970-71  
 Douglas, Harry (WR), Louisville .....2008-14  
 Douglas, Jamil (G), Arizona St. ....2017  
 Downs, Gary (RB), N.C. State.....1997-00  
 Draft, Chris (LB), Stanford .....2000-04  
 Dronett, Shane (DB), Texas .....1996-02  
 Duckett, T.J. (RB), Michigan St. ....2002-05  
 Dudley, Kevin (FB), Michigan.....2006  
 Dufour, Dan (C/G), UCLA .....1983-84  
 Duich, Steve (G), San Diego St. ....1968  
 Dukes, Jamie (G), Florida State.....1986-93  
 Dunaway, Dave (WR), Duke .....1968  
 Dunbar, LaTarence (WR), TCU .....2003  
 Duncan, Jamie (LB), Vanderbilt .....2004

Dunn, Perry Lee (RB), Mississippi.....1966-68  
 Dunn, Warrick (RB), Florida St.....2002-07  
 Durant, Justin (LB) Hampton .....2015  
 Dwight, Tim (WR), Iowa.....1998-00

## E

East, Ron (DT), Montana St.....1976  
 Eastering, Ray (S), Richmond .....1972-79  
 Eatman, Irv, (T), UCLA .....1994  
 Eaton, Tracey (S), Portland St. ....1991-93  
 Eber, Rick (WR), Tulsa .....1968  
 Edwards, Antonio (DE), Valdosta St.....1998  
 Edwards, Antuan (S), Clemson .....2005  
 Edwards, Brad (S), South Carolina.....1994-96  
 Edwards, Ray (DE), Purdue .....2011  
 Edwards, Terrence (WR), Georgia.....2003  
 Elam, Jason (K), Hawaii.....2008-09  
 Eley, Monroe (RB), Arizona St. ....1975-78  
 Ellis, Clarence (CB), Notre Dame.....1972-74  
 Elliott, Jamin (WR), Delaware.....2006  
 Emanuel, Bert (WR), Rice .....1994-97  
 Emery, Larry (RB), Wisconsin.....1987  
 Enderle, Dick (G), Minnesota .....1969-71  
 English, R.J. (WR), Pittsburgh.....2002  
 Epps, Tory (NT), Memphis State .....1990-92  
 Esposito, Mike (RB), Boston College.....1976-79  
 Etter, Bob (K), Georgia .....1968-69  
 Everett, Major (RB), Mississippi College.....1987  
 Ewing, Bradie (FB), Wisconsin.....2012-13

## F

Farmer, Karl (WR), Pittsburgh.....1976-77  
 Farris, Jimmy (WR), Montana.....2002-04  
 Faumuina, Wilson (DT), San Jose St.....1977-81  
 Favre, Brett (QB), So Miss .....1991  
 Feely, Jay (K), Michigan .....2001-04  
 Ferguson, Jim (C), USC .....1969  
 Fields, Edgar (DT), Texas A&M.....1977-80  
 Fields, Scott (LB), Southern California.....1996  
 Finneran, Brian (WR), Villanova .....2000-10  
 Fishback, Joe (S), Carson-Newman.....1991-92  
 Fitzgerald, Mike (CB/S), Iowa State .....1967  
 Flatley, Paul (WR), Northwestern .....1968-69  
 Flemons, Ronald (DE), Texas A&M.....2001-02  
 Flowers, Kenny (RB), Clemson .....1987, 1989  
 Ford, Darryl (LB), New Mexico St. ....1994  
 Forney, Kynan (G), Hawaii .....2001-07  
 Fortin, Roman (C), San Diego State.....1992-97  
 Fortner, Larry (WB), Miami-Ohio.....1980  
 Foster, Renardo (OL), Louisville .....2007  
 Fountaine, Jamal (LB), Washington.....1997  
 Foxworth, Domanique (CB), Maryland .....2008  
 Fragil, Reid (T) Ohio State, .....2014  
 Fralic, Bill (G/T), Pittsburgh.....1985-92

# ALL-TIME ALPHABETICAL ROSTER

Francis, Wallace (WR), Arkansas AM&N.....	1975-81
Franklin, George (RB), Texas A&I.....	1978
Franks, Dominique (CB), Oklahoma.....	2010-13
Fraser, Simon (DE), Ohio State.....	2008
Freeman, Devonta (RB), Florida State.....	2014-17
Freeman, Mike (CB/S), Fresno St.....	1968-70
Freene, Dwight (DE), Syracuse.....	2016
Fritsch, Ted (C), St. Norbert.....	1972-75
Frye, David (LB), Purdue.....	1983-85
Fudge, Jamaal (S), Clemson.....	2008-09
Fulhage, Scott (P), Kansas St.....	1989-91
Fuller, Randy (CB), Tennessee St.....	1998

## G

Gabriel, Taylor (WR), Abilene Christian.....	2016-17
Gagliano, Bob (QB), Utah St.....	1993
Gaison, Blane (S), Hawaii.....	1981-84
Gaither, Omar (LB), Tennessee.....	2013
Gallagher, Frank (G), N Carolina.....	1973
Gallarda, Tommy (TE), Boise State.....	2012
Gandy, Wayne (T), Auburn.....	2006-08
Gann, Mike (DE), Notre Dame.....	1985-93
Gardner, Derrick (CB), California.....	1999
Gardner, Moe (NT), Illinois.....	1991-96
Garland, Ben (G), Air Force.....	2015-17
Garza, Roberto (C/G), Tex. A&M Kings.....	2001-04
Gaylor, Trevor (WR), Miami (Ohio).....	2002
Geathers, James (DT), Wichita St.....	1993-95
George, Jeff (QB), Illinois.....	1994-96
George, Ron (LB), Stanford.....	1993-96
Gia Garcia, Jim (DE), Purdue.....	1968
George, Steve (DT), Houston.....	1976
Geredine, Thomas (WR), NE Missouri St.....	1973-74
German, Jammi (WR), Miami.....	1998-00
Germany, Willie (S), Morgan St.....	1972
Giacomarro, Ralph (P), Penn State.....	1983-85
Gibson, Damon (WR/KR), Iowa.....	2002
Gilbert, Lewis (TE), Florida.....	1978-79
Gilbert, Tony (LB), Georgia.....	2008-09
Gilliam, John (WR), South Carolina St.....	1976
Gipson, Paul (RB), Houston.....	1969-70
Glass, Glenn (WR), Tennessee.....	1966
Glazebrook, Bob (DB), Fresno St.....	1978-83
Glymph, Junior (DE), Carson-Newman.....	2004-05
Godfrey, Charles (S), Iowa.....	2014-15
Goff, Willard (DT), W Texas St.....	1985
Goldberg, Bill (NT), Georgia.....	1992-94
Goldson, Dashon (S), Washington.....	2016
Gonzalez, Tony (TE), California.....	2009-13
Goodman, Malliciah (DE), Clemson.....	2013-16
Goodwin, C.J. (CB), California (PA).....	2016-17
Goodwin, Doug (RB), Maryland St.....	1968
Gordon, Darrien (CB/PR), Stanford.....	2001
Gordon, Dwayne (LB), New Hampshire.....	1993-94

Gordon, Tim (S), Tulsa.....	1987-90
Gotshalk, Len (T), Humboldt St.....	1972-76
Grace, Jermaine (LB), Miami.....	2017
Gradkowski, Geno (C), Deleware.....	2015
Graf, Kevin (T), USC.....	2016
Graham, Shayne (K), Virginia Tech.....	2015
Graziani, Tony (QB), Oregon.....	1997-00
Green, Harold (RB), South Carolina.....	1997-98
Green, Lamont (LB), Florida State.....	1999
Green, Tim (LB), Syracuse.....	1986-93
Greene, Tiger (DB), Western Carolina.....	1985
Griffith, Justin (FB), Mississippi State.....	2003-06
Grimes, Brent (CB), Shippensburg.....	2007-12
Grimm, Dan (G/C), Colorado.....	1966-68
Gunn, Harland (G), Miami.....	2012-14

## H

Hageman, Ra'Shede (DE), Minnesota.....	2014-16
Haji-Sheikh, Ali (K), Michigan.....	1986
Hall, Corey (S), Appalachian State.....	2001
Hall, Cory (S), Fresno State.....	2003-04
Hall, DeAngelo (CB), Virginia Tech.....	2004-07
Hall, Marvin (WR), Washington.....	2017
Hall, Travis (DT), BYU.....	1995-03
Hallen, Bob (G/T), Kent State.....	1998-01
Halverson, Dena (LB), Washington.....	1970
Hamilton, Conrad (CB), East. New Mexico.....	2001
Hamilton, Ruffin (LB), Tulane.....	1997-99
Hampton, Dave (RB), Wyoming.....	1972-75
Hankerson, Leonard (WR), Miami.....	2015
Hansen, Don (LB), Illinois.....	1969-75
Hanspard, Byron (RB), Texas Tech.....	1997-99
Hardy, Justin (WR), Eastern Carolina.....	2015-17
Harlow, Sean, (G), Oregon St.....	2017
Harmon, Tom (G), Gus, Adolphus.....	1967
Harper, John (LB), So Illinois.....	1983
Harper, Roger (S), Ohio St.....	1993-95
Harris, Antoine (S), Louisville.....	2007-09
Harris, Bill (RB), Colorado.....	1968
Harris, Bryce (T), Fresno State.....	2015
Harris, Josh (LS), Auburn.....	2012-17
Harris, Leonard (WR), Texas Tech.....	1994
Harris, Ronnie (WR), Oregon.....	1998-99
Harris, Roy (DT), Florida.....	1984-85
Harrington, Joey (QB), Oregon.....	2007
Harrison, Dennis (DE), Vanderbilt.....	1986-87
Hart, Leo (QB), Duke.....	1971
Hartsock, Ben (TE), Ohio State.....	2008
Hartwell, Edgerton (LB), Western Illinois.....	2005-06
Hauschka, Steve (K), North Carolina St.....	2009
Hawk, A.J. (LB), Ohio State.....	2016
Hawkins, Alex (WR), South Carolina.....	1966-67
Hawley, Joe (C), UNLV.....	2010-14
Haworth, Steve (DB), Oklahoma.....	1983-84

# ALL-TIME ALPHABETICAL ROSTER

Havig, Dennis (G), Colorado.....	1972-75
Hayden, Kelvin (CB), Illinois.....	2011
Hayes, Mercury (WR), Michigan.....	1997
Hayes, Tom (CB), San Diego St.....	1971-75
Haynes, Michael (WR), N Arizona.....	1988-93, '97
Haynes, Verron (FB), Georgia.....	2009
Heard, Ronnie (S), Mississippi.....	2005
Heath, Rodney (CB), Minnesota.....	2002
Hebert, Bobby (QB), NW Louisiana.....	1993-96
Heck, Ralph (LB), Colorado.....	1966-68
Heimuli, Ricky (DT), Oregon.....	2014
Heller, Ron (TE), Oregon St.....	1989
Herman, Chuck (G), Arkansas.....	1980
Herrndon, Steve (G), Georgia.....	2004
Herron, Mack (RB), Kansas St.....	1975
Hester, Devin (WR), Miami.....	2014-15
Hester, Jessie (WR), FSU.....	1988
Hetteama, Dave (T), New Mexico.....	1970
Heyward, Craig (RB), Pittsburgh.....	1994-96
Higdon, Alex (TE), Ohio State.....	1988
Hill, Brian (RB), Wyoming.....	2017
Hill, Drew (WR), Georgia Tech.....	1992-93
Hill, Kahlil (WR), Iowa.....	2002
Hill, Tye (CB), Clemson.....	2009
Hilton, Roy (DE), Jackson St.....	1975
Hinson, Billy (G), Florida.....	1986
Hinton, Chris (T), Northwestern.....	1990-93
Hodge, Floyd (WR), Utah.....	1982-84
Holecck, John (LB), Illinois.....	2002
Holly, Bob (QB), Princeton.....	1984-85
Holmes, Lamar (T), Southern Miss.....	2012-14
Holmes, Rudy (DE), Drake.....	1974
Holt, Pierce (DL), Angelo St.....	1993-95
Hope, Chris (S), Florida St.....	2012
Hooper, Austin (TE), Stanford.....	2016-17
Hoover, Houston (T), Jackson State.....	1988-92
Horn, Joe (WR), Itawamba (JC).....	2007
House, Raymond (DE), Arkansas.....	2003
Houston, Chris (CB), Arkansas.....	2007-09
Houston, Harrison (WR), Florida.....	1994
Howard, Ed (WR), Rice.....	1995
Howe, Glen (DT), So Mississippi.....	1985-86
Howell, Pat (G), USC.....	1979-83
Hudlow, Floyd (CB/S), Arizona.....	1967-68
Hudson, Chris (S), Colorado.....	2001
Huff, Ben (DT), Michigan.....	1999
Hughes, Bob (DE), Jackson St.....	1967-69
Humphrey, Claude (DE), Tenn. St.....	1968-74, 76-78
Hunter, John (T), BYU.....	1989-91
Hunter, Scott (QB), Alabama.....	1976-78
Huntley, Kevin (DE), Kansas State.....	2007
Huntley, Richard (RB), Winston-Salem.....	1996
Hutchinson, Tom (WR), Kentucky.....	1966

Irons, David (CB), Auburn.....	2007-08
Ishmael, Kemal (S) Central Florida.....	2013-17

Jack, Eric (CB), New Mexico.....	1994-95
Jackson, Alfred (WR), Texas.....	1978-84
Jackson, Chevis (CB), LSU.....	2008-09
Jackson, Ernie (CB), Duke.....	1978
Jackson, Grady (DT), Knoxville.....	2006-08
Jackson, Jeff (LB), Auburn.....	1984-85
Jackson, Larron (G), Missouri.....	1975-76
Jackson, Lawrence (G), Presbyterian.....	1987-88
Jackson, Marlon (RB), Saginaw Valley St.....	2006
Jackson, Robert (LB), Texas A&M.....	1982
Jackson, Steven (RB), Oregon St.....	2013-14
Jackson, Tommy (DL), Auburn.....	2006
Jackson, Tyoka (DT), Penn State.....	1994
Jackson, Tyson (DE), LSU.....	2014-16
Jackson, Willie (WR), Florida.....	2002
James, John (P), Florida.....	1972-81
James, Robert (LB), Arizona State.....	2009-12
Jamison, Brandon (LB), West Georgia.....	2006
Jarrett, Grady (DT), Clemson.....	2015-17
Jarvis, Ray (WR), Norfolk St.....	1971-72
Jasper, Ed (DT), Texas A&M.....	1999-03
Jefferson, Jason (DT), Wisconsin.....	2008
Jefferson, Shawn (WR), Central Florida.....	2000-02
Jenke, Noel (LB), Minnesota.....	1972
Jenkins, Alfred (WR), Morris Brown.....	1975-83
Jenkins, Michael (WR), Ohio State.....	2004-10
Jennings, Adam (WR), Fresno State.....	2006-08
Jerry, Peria (DT), Mississippi.....	2009-13
Jervy, Travis (RB), The Citadel.....	2001-03
Jobko, Bill (LB), Ohio St.....	1966
Johnson, Billy (WR), Widener.....	1982-87
Johnson, Darius (WR), SMU.....	2013
Johnson, Derrick (CB), Washington.....	2006
Johnson, D.J. (CB), Kentucky.....	1994-96
Johnson, Doug (QB), Florida.....	2000-03
Johnson, Ellis (DL), Florida.....	2002-03
Johnson, Eric (LB), Nebraska.....	2004
Johnson, Gartrell (RB), Colorado St.....	2010
Johnson, Kenny (DB), Mississippi St.....	1980-86
Johnson, Mike (OL), Alabama.....	2010-14
Johnson, Norm (K) UCLA.....	1991-94
Johnson, Randy (QB), Texas A&I.....	1966-70
Johnson, Rudy (RB), Nebraska.....	1966
Johnson, Thomas (DT), Middle Tenn. St.....	2009
Johnson, Tracy (RB), Clemson.....	1990-91
Johnson, Undra (RB), W Virginia.....	1989
Jones, Bob (WR), San Diego St.....	1969
Jones, Bob (DB), Virginia Union.....	1975-76
Jones, Deion (LB), LSU.....	2016-17



# ALL-TIME ALPHABETICAL ROSTER

Jones, Derrick (DE), Grand Valley State.....	2007
Jones, Earl (DB), Norfolk St.....	1980-83
Jones, Henry (S), Illinois.....	2002
Jones, Jerry (DT), Bowling Green.....	1966
Jones, Joey (WR), Alabama.....	1986
Jones, Julio (WR), Alabama.....	2011-17
Jones, June (QB), Portland St.....	1977-79
Jones, Keith (RB), Illinois.....	1989-92
Jones, Terren (T), Alabama State.....	2013-14
Jones, Tony (WR), Texas.....	1992
Jordan, Antony (LB), Vanderbilt.....	2000-01
Jordan, Brian (S), Richmond.....	1989-91

## K

Kadela, Dave (T), Virginia Tech.....	2001
Kanell, Danny (QB), Florida State.....	1999-00
Kay, Rick (LB), Colorado.....	1977
Kazee, Damontae (S), San Diego St.....	2017
Kelly, Jeff (LB), Kansas State.....	1999-02
Kelly, Reggie (TE), Miss. State.....	1999-02, 2011
Kelly, Todd (DE), Tennessee.....	1996
Kendrick, Vince (RB), Florida.....	1974-75
Kenn, Mike (T), Michigan.....	1978-94
Kennedy, Lincoln (G/T), Washington.....	1993-95
Kerney, Patrick (DE), Virginia.....	1999-06
Keyes, Josh (LB), Boston College.....	2016
Kiewel, Jeff (G), Arizona.....	1985-87
Kinchen, Todd (WR), Louisiana State.....	1997-98
Kindle, Gregg (G), Tennessee St.....	1976
King, Akeem (CB), San Jose St.....	2015-16
King, Austin (C), Northwestern.....	2004-06
Kirouac, Lou (G/K), Boston College.....	1966-67
Kittner, Kurt (QB), Illinois.....	2002-03
Klein, Perry (QB), C.W. Post.....	1994-95
Knight, Leander (CB), Montclair St.....	1988
Knutson, Matt (OL), North Dakota.....	2003
Koenen, Michael (P), W. Washington.....	2005-10
Koeper, Rich (T), Oregon State.....	1966
Komlo, Jeff (QB), Delaware.....	1982
Konz, Peter (C/G), Wisconsin.....	2012-14
Kozlowski, Brian (TE), Connecticut.....	1997-03
Kramer, Erik (QB), N Carolina St.....	1987
Kraynak, Rich (LB), Pittsburgh.....	1987
Krepfle, Keith (TE), Iowa St.....	1982
Kuechenberg, Rudy (LB), Indiana.....	1971
Kunz, George (T), Notre Dame.....	1969-74
Kupp, Jake (G), Washington.....	1967
Kuykendall, Fulton (LB), UCLA.....	1975-84

## L

Lake, Antwan (DE), West Virginia.....	2004-05
Lamb, Ron (RB), South Carolina.....	1972
Landrum, Mike (TE), So Miss.....	1984
Lang, Gene (RB), LSU.....	1988-90

Laughlin, Jim (LB), Ohio St.....	1980-82, 87
Lavalais, Chad (DT), LSU.....	2004-05
Lavan, Al (S), Colorado St. U.....	1969-70
Lawrence, Kent (WR), Georgia.....	1970
Lawrence, Rolland (DB), Tabor.....	1973-80
Layne, George (FB), TCU.....	2001-03
Leake, John (LB), Florida.....	2005-06
Le Bel, Harper (TE), Col St.....	1991-96
Ledbetter, Monte (WR), NW Louisiana.....	1969
Lee, Bob (WR), Minnesota.....	1969
Lee, Bob (QB), Pacific.....	1973-74
Lee, Danzell (TE), Lamar.....	1988
Lee, Dwight (RB), Michigan St.....	1968
Lee, Ron (OL), Baylor.....	1983
Lee, Saeed (CB), Alabama State.....	2013
Leftwich, Byron (QB), Marshall.....	2007
Lehr, Matt (G), Virginia Tech.....	2005-06
Lelie, Ashley (WR), Hawaii.....	2006
Lemmerman, Bruce (QB), San Fern. Val.....	1968-69
Lester, Fred (FB), Alabama A&M.....	1997
Lens, Greg (DT), Trinity Texas.....	1970-71
Levenick, Dave (LB), Wisconsin.....	1983-84
Levitte, Andy (G), Oregon State.....	2015-17
Lewis, John (WR), Oklahoma St.....	2003
Lewis, Mike (DT), Arkansas AM&N.....	1971-79
Lewis, Trey (NT), Washburn.....	2007-10
Linden, Errol (T), Houston.....	1966-68
Locklear, Sean (T), NC State.....	2013
Lofton, Curtis (LB), Oklahoma.....	2008-11
Logan, Ernie (DE), East Carolina.....	1993
Loneker, Keith (G), Kansas.....	1996
Long, Bob (WR), Wichita State.....	1968
Long, Jake (T), Michigan.....	2015
Lothridge, Billy (P/S), Georgia Tech.....	1966-71
Loveall, Calvin (CB), Idaho.....	1988
Lowe, Omare (S), Washington.....	2005-06
Lowery, Dwight (S), San Jose St.....	2014
Luckhurst, Mick (K), California.....	1981-87
Lyles, Robert (LB), TCU.....	1990-91
Lyons, Mitch (TE), Michigan State.....	1993-96

## M

Mabin, Jordan (CB), Northwestern.....	2014
Mabra, Ron (DB), Howard.....	1975-76
Mack, Alex (C), California.....	2016-17
Mack, Red (WR), Notre Dame.....	1966
Magee, Terrence (RB), LSU.....	2017
Mahelona, Jesse (DT), Tennessee.....	2007
Malancon, Rydell (LB), Louisiana State.....	1984
Mallard, Josh (DE), Georgia.....	2006-07
Mallory, John (S), West Virginia.....	1967
Malone, Art (RB), Arizona State.....	1970-74
Mankins, Jim (RB), Florida State.....	1967
Manley, PhillipKeith (G), Toledo.....	2012

# ALL-TIME ALPHABETICAL ROSTER

Manning, Rosie (T), NE Oklahoma.....	1972-75	McMillon, Steve (CB) Wyoming.....	1989
Maponga, Stansly (DE), TCU.....	2013-14	McQuilken, Kim (QB), Lehigh.....	1974-77
Marchlewski, Frank (C), Minnesota.....	1966-68	Meier, Kerry (WR), Kansas.....	2010-12
Marshall, Randy (DE), Linfield.....	1970-71	Merrow, Jeff (DE), W Virginia.....	1975-83
Marshall, Rich (DT), Stephen F Austin.....	1966	Metcalf, Eric (WR/RB), Texas.....	1995-96
Marshall, Whit (LB), Georgia.....	1999	Meyers, Eddie (RB), Navy.....	1982
Martin, Billy (TE), Georgia Tech.....	1966-67	Mialik, Larry (TE), Wisconsin.....	1972-74
Martin, Charles (NT), Livingston.....	1988	Miano, Rich (S), Hawaii.....	1995
Martin, Tony (WR), Mesa.....	1998, 2001	Middleton, Ron (TE), Auburn.....	1986-87
Martino, Freddie (WR), North Greenville.....	2014	Mike-Mayer, Nick (K), Temple.....	1973-77
Marx, Greg (DT), Notre Dame.....	1973	Mikeska, Russ (TE), Texas A&M.....	1979-83
Massaquoi, Jonathan (DE), Troy.....	2012-14	Millen, Hugh (QB), Washington.....	1988-90
Mathis, Kevin (CB), Texas A&M-Comm.....	02-04, 06	Miller, Brandon (DE), Georgia.....	2008
Mathis, Terance (WR), New Mexico.....	1994-01	Miller, Brett (TE), Iowa.....	1983-88
Matlock, John (C), Miami.....	1970-71	Miller, Chris (QB), Oregon.....	1987-92
Matthews, Al (TE), Vanderbilt.....	1983-85	Miller, Jim (QB), Michigan State.....	1997
Matthews, Aubrey (WR), Delta State.....	1986-88	Miller, Jim (G) Iowa.....	1971-72, 74
Matthews, Clay (LB), Southern Cal.....	1994-96	Miller, Junior (WR), Nebraska.....	1980-83
Matthews, Cliff (DE), South Carolina.....	2011-14, 16	Miller, Kyle (TE), Mount Union.....	2014
Matthews, Henry (RB), Michigan St.....	1973	Miller, Nate (OL), Louisiana State.....	1995-97
Matthews, Jake (T), Texas A&M.....	2014-17	Milling, James (WR), Maryland.....	1991-92
Maurer, Andy (G), Oregon.....	1970-73	Mills, Shawn (WR), Southern Miss.....	2001
Maxie, Brett (S), Texas Southern.....	1994	Milloy, Lawyer (S), Washington.....	2006-08
Mayberry, James (RB), Colorado.....	1979-81	Milner, Martrez (TE), Georgia.....	2007-08
Mazzetti, Tim (K), Pennsylvania.....	1978-80	Mims, David (WR), Baylor.....	1993-94
Mbu, Joey (DT), Houston.....	2015	Mitchell, Barry (DE), Idaho.....	1997
McBride, Tod (CB), UCLA.....	2003	Mitchell, Brian (CB), BYU.....	1991-92
McBurrows, Gerald (S), Kansas.....	1999-03	Mitchell, Charles (S), Mississippi St.....	2012
McCadam, Kevin (S), Virginia Tech.....	2002-05	Mitchell, Ken (LB), UNLV.....	1973-74
McCarthy, Brendan (RB), Boston Col.....	1968	Mitchell, Jim (TE), Prairie View.....	1969-79
McCartney, Ron (LB), Tennessee.....	1977-79	Mitchell, Leonard (T), Houston.....	1987
McCauley, Tom (S/WR), Wisconsin.....	1969-71	Mitchell, Roland (CB), Texas Tech.....	1990
McClain, Dewey (LB), E Central Univ.....	1976-80	Moeaki, Tony (TE), Iowa.....	2015
McClain, Robert (CB), Connecticut.....	2012-14	Mohr, Chris (P), Alabama.....	2001-04
McClure, Todd (C), LSU.....	1999-12	Monroe, Rod (TE), Cincinnati.....	1998-99
McCord, Quentin (WR), Kentucky.....	2001-03	Montgomery, Alton (S), Houston.....	1993-95
McCown, Luke (QB), Louisiana Tech.....	2012	Montgomery, Marv (T), USC.....	1978
McCrary, Fred (FB), Mississippi St.....	2004-06	Moore, Michael (G), Troy State.....	2003
McCrary, Greg (TE), Clark.....	1975-77	Moore, Robert (S), Northwestern St.....	1986-89
McDaniels, Pellom (DE), Oregon State.....	1999-00	Moore, Ron (DT), Northwest. Okla. St.....	2001
McDermott, Gary (RB), Tulsa.....	1969	Moore, Tom (RB), Vanderbilt.....	1967
McDonald, Tommy (WR), Oklahoma.....	1967	Moore, William (S), Missouri.....	2009-15
McFadden, Leon (CB), San Diego St.....	2017	Moorehead, Kindal (DT), Alabama.....	2008
McFadden, Paul (K), Youngstown State.....	1989	Morgan, Dwayne (OL), Clemson.....	2003
McGee, Molly (RB), Rhode Island.....	1974	Moriarty, Tom (S), Bowling Green.....	1977-79, 81
McGill, Lenny (CB), Arizona State.....	1996-97	Moroski, Mike (QB), Cal-Davis.....	1979-84
McGrew, Reggie (DT), Florida.....	2002	Morris, Larry (LB), Georgia Tech.....	1966
McInnis, Hugh (TE), So Mississippi.....	1966	Morton, Christian (CB), Illinois.....	2004-05
McIntyre, Corey (FB), West Virginia.....	2007	Motta, Zeke (S), Notre Dame.....	2013
McIntyre, Secedrick (RB), Auburn.....	1977	Mraz, Mark (DE), Utah State.....	1987
McKinley, Takk (DE), UCLA.....	2017	Mughelli, Ovie (FB), Wake Forest.....	2007-11
McKinney, Phil (T), UCLA.....	1976-80	Musser, Neal (LB), NC State.....	1981-83
McKissic, J.D. (WR), Arkansas St.....	2016		
McKyer, Tim (CB), Tex-Arlington.....	1991-92, '96		

# ALL-TIME ALPHABETICAL ROSTER

## N

Nagle, Browning (QB), Louisville.....	1995-96
Neal, Keanu (S), Florida.....	2016-17
Neal, Louis (WR), Prairie View.....	1973-74
Neasman, Sharrod (S), Florida Atlantic.....	2016-17
Neil, Dallas (TE), Montana.....	2000, 02
Newman, Keith (LB), North Carolina.....	2003
Newton, Cam (S), Furman.....	2005-06
Nicholas, Stephen (LB), South Florida.....	2007-13
Nissley, Adam (TE), UCF.....	2012-13
Nobis, Tommy (LB), Texas.....	1966-76
Nofsinger, Terry (QB), Utah.....	1967
Norton, Jim (DT/DE), Washington.....	1967-68
Norwood, Jerious (RB), Mississippi.....	2006-10
Norwood, Ralph (OT), LSU.....	1989

## O

Odomes, Nate (CB), Wisconsin.....	1996
Ogden, Ray (TE), Alabama.....	1967-68
Ogden, Ray (TE), Alabama.....	1967-68
Ojinnaka, Quinn (T), Syracuse.....	2006-09
Olatoye, Ayodeji (CB), North Carolina A&T.....	2016-17
Oliver, Winslow (RB), New Mexico.....	1999-00
Omiyale, Frank (T), Tennessee Tech.....	2006
O'Neal, Matt (C), Oklahoma.....	2000
Ortega, Ralph (LB), Florida.....	1975-78
Oswald, Paul (G), Kansas.....	1988
Overstreet, Will (LB), Tennessee.....	2002-03
Owens, Chris (CB) San Jose State.....	2009-12
Owens, Dan (DT), Southern California.....	1996-97
Oxendine, Ken (RB), Virginia Tech.....	1998-99

## P

Pahukoa, Jeff (G/T), Washington.....	1995-96
Palmer, Dick (LB), Kentucky.....	1974
Palmer, Michael (TE), Clemson.....	2010-12
Pascoe, Bear (TE), Fresno St.....	2014
Pasztor, Austin (T), Virginia.....	2017
Pattera, Greg (RB), Slippery Rock.....	1989
Pathon, Jerome (WR), Washington.....	2005
Patton, Ricky (RB), Jackson St.....	1978
Paulk, Jeff (FB), Arizona St.....	1999
Pearson, Dennis (WR), San Diego St.....	1978-79
Peelle, Justin (TE), Oregon.....	2008-10
Pellegrini, Joe (C), Harvard.....	1984-86
Pegram, Eric (RB), N Tex St.....	1991-94
Pennington, Terrance (OT), New Mexico.....	2007
Pennywell, Robert (LB), Grambling.....	1977-80
Peprah, Charlie (S), Alabama.....	2009
Perkins, Joshua (TE), Washington.....	2016
Perko, Mike (DT), Utah St.....	1982
Person, Mike (G), Montana St.....	2015-16
Peters, Corey (DT), Kentucky.....	2010-14
Peterson, Mike (LB), Florida.....	2009-12

Peterson, Todd (K), Georgia.....	2005
Phillips, Anthony (CB), Tex. A&M Kingsv.....	1994-96
Phillips, Jason (WR) Houston.....	1991-93
Phillips, Ray (LB), North Carolina St.....	1986
Philyaw, Maren (WR), Troy State.....	2000-01
Pickens, Bruce (CB), Nebraska.....	1992
Pilgrim, Evan (G/C), BYU.....	1999-00
Pillers, Lawrence (DT), Alcorn State.....	1985
Pinner, Artose (RB), Kentucky.....	2007
Pittman, Bryan (LS), Washington.....	2009
Pitts, Mike (DE), Alabama.....	1983-86
Pleasant, Anthony (DE), Tennessee St.....	1997
Pleasant, Reggie (DB), Clemson.....	1985
Plummer, Tony (S), Pacific.....	1971-73
Poage, Ray (TE), Texas.....	1971
Poe, Dontari (DT), Memphis.....	2017
Pollard, Marcus (TE), Bradley.....	2008
Polumbus, Tyler (T), Colorado.....	2015
Poole, Brian (CB), Florida.....	2016-17
Portilla, Jose (T), Arizona.....	1998-99
Powell, Carlton (DT), Virginia Tech.....	2011
Prater, Matt (K), Central Florida.....	2007
Preston, Roell (WR), Mississippi.....	1995-96
Price, Peerless (WR), Tennessee.....	2003-04
Pridemore, Tom (S), West Virginia.....	1978-85
Primus, James (RB), UCLA.....	1988-89
Pringle, Mike (RB), Cal State-Fullerton.....	1990
Pritchard, Mike (WR), Colorado.....	1992-93
Pritchett, Billy Ray (RB), W. Texas St.....	1976-77
Pritchett, Stanley (FB), South Carolina.....	2004
Pritchett, Wes (LB), Notre Dame.....	1991
Profit, Joe (RB), NE Louisiana.....	1971-73
Provence, Andrew (DT), S Carolina.....	1983-87
Pruitt, Etric (S), Southern Miss.....	2004

## Q

Quarterman, Kurt (OL), Louisville.....	2007
--	------

## R

Rackley, Derek (TE), Minnesota.....	2000-05
Rade, John (LB), Boise St.....	1983-92
Rader, Jason (TE), Marshall.....	2008-09
Radloff, Wayne (C), Georgia.....	1986-89
Rassas, Nick (S), Notre Dame.....	1966-68
Ray, Eddie (RB), LSU.....	1972-74
Ray, Terry (S), Oklahoma.....	1992
Reaves, Ken (CB), Norfolk St.....	1966-73
Rector, Ron (RB), Northwestern.....	1966-67
Redding, Reggie (T), Cal St. Ful.....	1991
Redman, Chris (QB), Louisville.....	2007-11
Redmon, Anthony (G), Auburn.....	2000
Redmond, Rudy (CB), Pacific.....	1969-71
Reed, Brooks, (LB/DE), Arizona.....	2015-17
Reed, Frank (DB), Washington.....	1976-80

# ALL-TIME ALPHABETICAL ROSTER

Reed, Oscar (RB), Colorado State .....	1975
Reedy, Bernard (WR), Toledo .....	2014
Reese, Ike (LB), Michigan State .....	2005-06
Reid, Michael (LB), Wisconsin .....	1987-92
Reese, Guy (DT), SMU .....	1966
Renfree, Sean (QB), Duke .....	2013-15
Renfroe, Gilbert (QB), Tenn St. ....	1990
Replogle, Adam (G), Indiana .....	2013-14
Reynolds, Garrett (OT), North Carolina .....	2009-13
Reynolds, LaRoy (LB), Virginia .....	2016-17
Richards, Bobby (DE), LSU .....	1966-67
Richards, Dave (G), UCLA .....	1994-96
Richardson, Al (LB), Georgia Tech .....	1980-85
Richardson, Jerry (CB/S), W Texas St. ....	1966-67
Richardson, Wally (QB), Penn St. ....	1999
Riddick, Louis (S), Pittsburgh .....	1992, '96
Ridlehuber, Preston (RB), Georgia .....	1966
Ridley, Stevan (RB), LSU .....	2016
Riggle, Bob (S), Penn State .....	1966-67
Riggs, Gerald (RB), Arizona St. ....	1982-88
Riley, Duke (LB), LSU .....	2017
Riley, Karon (LB), Minnesota .....	2002-04
Rison, Andre (WR), Mich St. ....	1990-94
Ritcher, Jim (G), North Carolina St. ....	1994-95
Rivers, Ron (RB), Fresno State .....	2000
Roberts, Andre (WR), Citadel .....	2017
Roberts, Gary (G), Purdue .....	1970
Roberts, George (P), Virginia Tech .....	1982
Roberts, Guy (LB), Maryland .....	1976
Robertson, Jamal (RB), Ohio Northern .....	2006
Robertson, Travian (DT), South Carolina .....	2012-13
Robinson, Aldrick (WR), Southern Methodist .....	2016
Robinson, Bo (RB), W Texas St. ....	1981-83
Robinson, Dunta (CB), South Carolina .....	2010-12
Robinson, Eugene (S), Colgate .....	1998-99
Robinson, Laurent (WR), Illinois State .....	2007-08
Robison, Tommy (G), Texas A&M .....	1989
Robinson, Travis (S), Auburn .....	2003
Robinson, Trevor (C), Notre Dame .....	2016
Rodgers, Jacquizz (RB), Oregon St. ....	2011-14
Rogers, Doug (DE), Stanford .....	1982
Rogers, Joe (WR), Texas Southern .....	1994
Rogers, Sam (LB), Colorado .....	2002-03
Romberg, Brett (C), Miami (Fla.) .....	2009, 2011
Roques, Burnell (WR), Claremont .....	1996
Ross, Derek (CB), Ohio State .....	2003
Ross, Kevin (CB), Temple .....	1994-95
Rossum, Allen (PR/KR/CB), Notre Dame .....	2002-06
Rozier, Mike (RB), Nebraska .....	1990-91
Rubin, Ahtyba (Iowa State), DT .....	2017
Rubke, Karl (DT), USC .....	1966-67
Ruether, Mike (C), Texas .....	1990-93
Rushing, Marion (LB), So Illinois .....	1966-68
Russ, Carl (LB), Michigan .....	1975

Russell, Twan (LB), Miami .....	2003
Ryan, Matt (QB), Boston College .....	2008-17
Ryckman, Billy (WR), Louisiana Tech .....	1977-79
Ryzcek, Paul (C), Virginia .....	1974-79

## S

Sabatino, Bill (DT), Colorado .....	1969
Sadowski, Troy (TE), Georgia .....	1990
Saffer, Michael (OL), UCLA .....	2003
Salaam, Ephraim (T), San Diego St. ....	1998-01
Sambrailo, Ty (T), Colorado St. ....	2017
Samuel, Asante (CB), UCF .....	2012-13
Sandeman, Bill (T), Pacific .....	1967-73
Sanders, Roy (LB), N Texas St. ....	1967
Sanders, Deion (CB), Florida St. ....	1989-93
Sanders, Eric (T), Nevada-Reno .....	1981-86
Sanders, James (S), Fresno State .....	2011
Sanders, Bob (LB), Maryland .....	2007
Sanders, Ricky (WR), SW Texas St. ....	1994-95
Santiago, O.J. (TE), Kent State .....	1997-99
Sanu, Mohamed (WR), Rutgers .....	2016-17
Saubert, Eric (T), Drake .....	2017
Sauer, Craig (LB), Minnesota .....	1996-99
Saxton, Brian (TE), Boston College .....	1997
Scales, Charlie (RB), Indiana .....	1966
Schmidt, Roy (G/T), Long Beach St. ....	1969
Schaub, Matt (QB), Virginia .....	2004-06, 16-17
Schillinger, Shann (S), Montana .....	2010-12
Schneck, Mike (LS), Wisconsin .....	2007-09
Schofield, O'Brien (LB), Wisconsin .....	2015
Schonert, Turk (QB), Stanford .....	1986
Schraeder, Ryan (T), Valdosta St. ....	2013-17
Schreiber, Adam (C/G), Texas .....	1997-99
Schulters, Lance (S), Hofstra .....	2006
Schweitzer, Wes (G), San Jose St. ....	2016-17
Scott, Bryan (S), Penn State .....	2003-05
Scott, Dave (T), Kansas .....	1976-82
Scott, Freddie (WR), Penn State .....	1996
Scott, Jonathan (T), Texas .....	2014
Scully, John (C), Notre Dame .....	1981-90
Seay, Virgil (WR), Troy St. ....	1984
Settle, John (RB), Appalachian .....	1987-90
Shabazz, Siddeeq (S), New Mexico State .....	2003-04
Shaffer, Kevin (T), Tulsa .....	2002-05
Sharp, Dan (TE), Texas Christian .....	1987
Sharpe, Glenn (CB), Miami (Fla.) .....	2008
Shay, Jerry (DT), Purdue .....	1968-69
Shears, Larry (CB), Lincoln, Mo .....	1971
Shelby, Derrick (DE), Utah .....	2016-17
Shelley, Elbert (S), Arkansas State .....	1987-96
Shembo, Prince (LB), Notre Dame .....	2014
Sherlag, Bob (WR), Memphis St. ....	1966
Shiner, Dick (QB), Maryland .....	1971-73
Shivers, Wes (T), Mississippi St. ....	2000

# ALL-TIME ALPHABETICAL ROSTER

Shockley, D.J. (QB), Georgia.....	2006-08
Shropshire, Darrell (DT), South Carolina .....	2005-06
Shuler, Mickey (TE), Penn St.....	2015
Sidbury, Lawrence (DE), Richmond .....	2009-12
Sidle, Jimmy (TE/RB), Auburn .....	1966
Sieminski, Chuck (DT), Penn State .....	1966-67
Silvestri, Carl (CB-S), Wisconsin.....	1966
Simeta, Mike (DT), Kansas St.....	1983
Simoneau, Mark (LB), Kansas St.....	2000-02
Simmons, Jerry (WR), Bethune-Cookman .....	1967-69
Simon, Jim (G/T), Miami .....	1966-68
Sims, Joe (T), Nebraska.....	1991
Sloan, Steve (QB), Alabama .....	1966-67
Small, Gerald (CB), San Jose St. ....	1984
Small, John (DT), Citadel .....	1970-72
Smigelsky, Dave (P), Virginia Tech.....	1982
Smith, Antone (RB), Florida State.....	2010-14
Smith, Brady (DE), Colorado St.....	2000-05
Smith, Chuck (DE), Tennessee .....	1992-99
Smith, Don (DE), Miami .....	1979-84
Smith, Ed (TE), no college .....	1997-98
Smith, Jacques (LB), Tennessee.....	2014
Smith, Jerome (RB), Syracuse.....	2014
Smith, Maurice (RB), North Car. A&T .....	2000-02
Smith, Mike (WR), Grambling.....	1980
Smith, Ralph (TE), Mississippi.....	1969
Smith, Reggie (WR), NC Central .....	1980-81
Smith, Ron (CB/WR), Wisconsin.....	1966-67
Smith, Royce (G), Georgia .....	1974-76
Smith, Tony (RB), Southern Miss.....	1992-94
Smith, Vinson (LB), E Carolina.....	1988
Snelling, Jason (RB), Virginia.....	2007-13
Snider, Malcolm (G), Stanford .....	1969-71
Snyder, Todd (WR), Ohio U. ....	1970-72
Sobocinski, Phil (C), Wisconsin.....	1968
Soliai, Paul (DT) Utah, .....	2014-15
Solomon, Jesse (LB), Florida St.....	1992
Southward, Dezmen (S), Wisconsin.....	2014-15
Spencer, Darryl (WR), Miami-Fla.....	1994-95
Spiller, Phil (S), Cal State-LA .....	1968
Spiva, Andy (LB), Tennessee.....	1977
Spivey, Mike (CB), Colorado.....	1982
Spruill, Marquis (LB), Syracuse.....	2014
Stamps, Sylvester (WR), Jackson St.....	1984-88
Stanback, Haskel (RB), Tennessee .....	1974-79
Stanciel, Jeff (RB), Miss Valley .....	1969
Stanley, Montavious (DT), Louisville.....	2007
Starr, Tyler (LB), South Dakota .....	2014-15
Stecker, Aaron (RB), Western Illinois .....	2009
Steinfort, Fred (PK), Boston College .....	1977-78
Stepanovich, Alex (C), Ohio State.....	2008
Stewart, Matt (LB), Vanderbilt.....	2001-04
Stewart, Steve (LB), Minnesota.....	1978
Still, Bryan (WR), Virginia Tech.....	1999

Stinson, Lemuel (CB), Texas Tech.....	1993
Stokes, Barry (T), Eastern Michigan .....	2005
Stone, Daren (S), Maine .....	2007
Stone, James (C), Tennessee.....	2014-15
Strahan, Art (DT), Texas Southern .....	1968
Strong, Ray (RB), Nevada/Las Vegas .....	1978-82
Stupar, Nate (LB), Penn St.....	2014-15
Stutz, Boone (TE/LS) Texas A&M .....	2006-07
Stryzinski, Dan (P), Indiana .....	1995-00
Styles, Lorenzo (LB), Ohio State.....	1995-96
Suchy, Larry (CB), Mississippi College.....	1968
Sullivan, Jim (DE), Lincoln, MO.....	1970
Sullivan, Pat (QB), Auburn.....	1972-75
Sutter, Eddie (LB), Northwestern.....	1997
Switek, Will (OT), Stanford.....	2009-12
Swayda, Shawn (DE), Arizona State.....	1998-01
Szczeczko, Joe (DT), Northwestern.....	1966-68
Szczerba, Andrew (TE), Boise State.....	2013

## T

Talbert, Don (T), Texas .....	1966-68
Talley, Ben (LB), Tennessee.....	1998
Talley, Darryl (LB), West Virginia .....	1995
Tamme, Jacob (TE), Kentucky.....	2015-16
Tate, Rodney (RB), Texas .....	1984
Taylor, Henry (DT), South Carolina .....	2000
Taylor, Johnnie (LB), Hawaii .....	1984-86
Taylor, Malcom (DE), Tennessee St.....	1989
Taylor, Terry (CB), Southern Illinois .....	1995
Taylor, Tony (LB), Georgia.....	2007
Teague, Matthew (DE), Prairie View .....	1981
Ten Napel, Garth (LB), Texas A&M .....	1978
Thaxton, Galand (LB), Wyoming.....	1989
Therezie, Robenson (S), Auburn .....	2015-16
Thibodeaux, Keith (CB), N.W. Louisiana .....	1999
Thielemann, RC (G), Arkansas .....	1977-84
Thierry, John (LB), Alcorn St.....	2002
Thomas, Ben (DE), Auburn.....	1989
Thomas, Chuck (G), Oklahoma .....	1985
Thomas, George (WR), Nev.-Las Vegas .....	1989-92
Thomas, Rodney (RB), Texas A&M.....	2001
Thomas, Sean (DB), TCU.....	1985
Thompson, Michael (T), Tennessee St.....	2000-02
Thompson, Woody (RB), Miami.....	1975-77
Thornal, Kevin (WR), S. Methodist .....	1997
Tialavea, D.J. (TE), Utah State .....	2015-16
Tilleman, Mike (DT), Montana.....	1973-76
Tinker, Gerald (WR), Kent State .....	1974-75
Tippins, Ken (LB), MTSU.....	1990-95
Tobeck, Robbie (C), Washington St.....	1993-99
Togiai, Jerry (DL), Kansas St.....	2002
Toilolo, Levine (TE), Stanford.....	2013-17
Tolleson, Tommy (WR), Alabama.....	1966
Toliver, Billy Joe (QB), Texas Tech.....	1991-93, '96-97

# ALL-TIME ALPHABETICAL ROSTER

Toloumu, David (RB), Hawaii .....	1982
Toone, Tim (WR), Weber State .....	2012
Torrence, Leigh (CB), Stanford .....	2005
Traynham, Wade (K), Frederick .....	1966-67
Tripp, Jordan (LB), Montana .....	2017
Trueblood, Jeremy (T), Boston College .....	2013
Trufant, Desmond (CB), Washington .....	2013-17
Tuaolo, Esera (DT), Oregon State .....	1998
Tuggle, Jessie (LB), Valdosta State .....	1987-00
Tupou, Taniela (DT), Washington .....	2017
Turnbull, Nick (DS), Florida International .....	2006
Turner, Jimmy (CB), UCLA .....	1986-87
Turner, Michael (RB), Northern Illinois .....	2008-12
Tutson, Tom (DB), SC State .....	1983
Tuttle, Perry (WR), Clemson .....	1984
Tyner, Scott (P), Oklahoma State .....	1994
Tyrrrell, Tim (RB), No. Illinois .....	1984-86

## U

Ulmer, Artie (LB), Valdosta State .....	2001-05
Umenyiora, Osi (DE), Troy State .....	2013-14
Upshaw, Courtney (DT), Alabama .....	2016-17

## V

Van Note, Jeff (C), Kentucky .....	1969-86
Vaughan, Josh (RB), Richmond .....	2013
Vaughn, Darrick (CB/Ret), Southwest Tex. ....	2000-01
Vaughn, Khaled (DE), Clemson .....	2004
Veal, Demetris (DT) .....	2003
Vellano, Joe (DT), Maryland .....	2016-17
Verdin, Clarence (KR), SW Louisiana .....	1994
Vick, Michael (QB), Virginia Tech .....	2001-06
Vinson, Tony (RB), Towson State .....	1995
Vinyard, Kenny (K), Texas Tech .....	1970

## W

Wages, Harmon (RB), Florida .....	1968-71, 73
Wagoner, Danny (DB), Kansas .....	1985
Walker, Chuck (DT), Duke .....	1972-75
Walker, Cleo (LB), Louisville .....	1971
Walker, Darnell (CB), Oklahoma .....	1993-96
Walker, Vance (DT), Georgia Tech .....	2009-12
Wallace, Anthony (RB), California .....	1993
Walls, Darrin (CB), Notre Dame .....	2011
Ward, Terron (RB), Oregon St. ....	2015-17
Warwick, Lonnie (LB), Tenn Tech .....	1973-74
Washington, Charles (S), Cameron .....	1992-94
Washington, Joe (RB), Oklahoma .....	1985
Washington, Joe (RB), Illinois St. ....	1973
Washington, Ronnie (LB), NE Louisiana St. ....	1985
Waskiewicz, Jim (C), Wichita St. ....	1969
Watson, Ryan (DL), Appalachian St. ....	2002
Weary, Fred (CB), Florida .....	2002
Weatherford, Jim (S), Tennessee .....	1969

Weatherspoon, Sean (LB), Missori .....	2010-14, 16-17
Weatherley, Jim (C), None .....	1976
Webster, Jason (CB), Texas A&M .....	2004-06
Weems, Eric (WR), Bethune-Cookman .....	2007-11, 14-16
Weiner, Todd (T), Kansas St. ....	2002-08
West, Ed (TE), Auburn .....	1997
Wheeler, Phillip (LB), Georgia Tech .....	2015-16
Wheelwright, Ernie (RB), So. Illinois .....	1966-67
Whisenhunt, Ken (TE), Georgia Tech .....	1985-88
White, Chris (DE), Southern .....	2000
White, Dez (WR), Georgia Tech .....	2004-05
White, Lyman (LB), LSU .....	1981-82
White, Roddy (WR), UAB .....	2005-15
White, William (S), Ohio State .....	1997-98
Whitfield, Bob (OT), Stanford .....	1992-03
Whitlow, Bob (C), Arizona .....	1966
Widell, Dave (G), Boston College .....	1998
Wile, Matt (P), Michigan .....	2016
Wiley, Chuck (DE), LSU .....	2000-01
Wilkerson, Ben (C), LSU .....	2007-08
Wilkes, Reggie (LB), Georgia Tech .....	1986-87
Wilkins, Gary (TE), Georgia Tech .....	1988-91
Wilkins, Marcus (LB), Texas .....	2007
Williams, Brandon (CB), Michigan .....	2003
Williams, Brian (CB), North Carolina State .....	2009-10
Williams, Clay (T), Indiana .....	1996
Williams, Demorrio (LB), Nebraska .....	2004-07
Williams, Elijah (CB), Florida .....	1998-01
Williams, Gene (G/T), Iowa State .....	1996-99
Williams, Jimmy (CB), Virginia Tech .....	2006-07
Williams, Joel (LB), Wis/LaCrosse .....	1979-82, 86-89
Williams, Keith (RB), SW Missouri .....	1986
Williams, Nick (WR), Connecticut .....	2015-17
Williams, Richard (RB) Memphis St. ....	1983
Williams, Sam (DE), Michigan State .....	1966-67
Williams, Thomas (DE), Wyoming .....	1994
Williams, Travis (LB), Auburn .....	2007
Williams, Tyrone (CB), Nebraska .....	2003
Willig, Matt (T/G), Southern California .....	1996-97
Willis, Mitch (DT), SMU .....	1988
Wilson, Brenard (S), Vanderbilt .....	1987
Wilson, Jim (C), Georgia .....	1967
Wilson, John Parker (QB), Alabama .....	2009-10
Wilson, Wade (QB), East Texas St. ....	1992
Wimberly, Marcus (S), Miami .....	1997
Windauer, Bill (DT), Iowa .....	1976
Wingo, Ronnie (RB), Arkansas .....	2014
Winkler, Randy (G), Tarleton St. ....	1968
Wire, Coy (LB), Stanford .....	2008-10
Woerner, Scott (S), Georgia .....	1981
Wolski, Bill (RB), Notre Dame .....	1966
Wood, Bo (DE), North Carolina .....	1967
Woodberry, Dennis (CB), S. Arkansas .....	1986
Worrlow, Paul (LB), Delaware .....	2013-16

## ALL-TIME ALPHABETICAL ROSTER

Wreh-Wilson, Blidi, Connecticut.....	2016-17
Wright, James (TE), Texas Christian.....	1978-79
Wright, John (WR), Illinois.....	1968
Wright, Nate (S), San Diego St. ....	1969

### Y

Yarno, George (C/G), Wash St. ....	1988
Yates, T.J. (QB), North Carolina.....	2014
Yeates, Jeff (DT), Boston College.....	1976-84
Young, Ben (TE), UT-Arlington.....	1983
Youngblood, Kevin (WR), Clemson.....	2006

### Z

Zackery, Tony (DB), Washington.....	1989
Zandofsky, Mike (G), Washington.....	1994-96
Zeke, Mike (DT), Kent.....	1979-83
Zelenka, Joe (LS), Wake Forest.....	2009-11
Zgonina, Jeff (DT), Purdue.....	1996
Zinger, Keith (TE), LSU.....	2009
Zook, John (DE), Kansas.....	1969-75

## RECENT MAJOR TRADES

### 2017

Traded the 31st, 95th, and 249th overall picks to Seattle to move up five spots to pick DE Takk McKinley at 26th. Traded the 63rd overall pick to the Buffalo Bills in exchange for the 75th, 149th, and 156th picks. With those picks Dimitroff selected Duke Riley, Damontae Kazee, and Brian Hill.

### 2016

Traded the 50th overall pick for the Houston Texans 52nd and 195th overall picks in the 2016 NFL Draft to acquire LB Deion Jones (52nd overall) and G Wes Schweitzer (195th overall).

### 2015

Acquired guard Andy Levitre from the Tennessee Titans in exchange for a sixth round draft pick in 2016, and a future conditional draft pick.

### 2014

Traded LB Akeem Dent to the Houston Texans IN EXCHANGE FOR QB T.J. Yates.

### 2013

Traded its 2013 first round selection (30th overall), third round selection (92nd overall) and sixth round selection (198th overall) IN EXCHANGE FOR the St. Louis Rams 2013 first round pick (22nd overall) and a future seventh round pick. The Falcons selected CB Desmond Trufant from Washington

### 2012

Traded its 2012 seventh round selection (229th overall), IN EXCHANGE FOR Philadelphia Eagles CB Asante Samuel.

### 2011

Traded its 2011 first round selection (27th overall), second round pick (59th overall), fourth round selection (124th overall) and 2012 first and fourth round picks IN EXCHANGE FOR the Cleveland Browns 2011 first round pick (sixth overall). The Falcons selected WR Julio Jones from Alabama.

### 2010

Traded its 2010 second round pick to Kansas City IN EXCHANGE FOR TE Tony Gonzalez.

### 2009

Traded WR Laurent Robinson, fifth round (160<sup>th</sup> overall) and sixth round (196<sup>th</sup> overall) picks to St. Louis IN EXCHANGE FOR its fifth round (138<sup>th</sup> overall) and sixth round (176<sup>th</sup> overall) picks

### 2008

Traded seventh round pick to Denver IN EXCHANGE FOR CB Domonique Foxworth.

### 2007

Traded QB Matt Schaub to Houston IN EXCHANGE FOR undisclosed draft picks from Texans.

### 2006

Traded first round pick (15<sup>th</sup> overall) to Denver IN EXCHANGE FOR Broncos' first round pick (29<sup>th</sup> overall), third round pick (93<sup>rd</sup> overall) and 2007 seventh round pick. Falcons trade first round pick from Denver to New York Jets for DE John Abraham. Traded fourth round pick to Cleveland IN EXCHANGE FOR S Chris Crocker. Traded unconditional draft choice in 2007 and S Bryan Scott to New Orleans IN EXCHANGE FOR T Wayne Gandy.

### 2004

Traded second round pick (38<sup>th</sup> overall), third round pick (69<sup>th</sup> overall) and fourth round pick (125<sup>th</sup> overall) in 2004 to Indianapolis IN EXCHANGE FOR Indianapolis' first round pick (29<sup>th</sup> overall) and third round pick (90<sup>th</sup> overall) in 2004.

### 2004

Traded sixth round pick (174<sup>th</sup> overall) to Miami IN EXCHANGE FOR Miami's sixth round pick (186<sup>th</sup> overall) and seventh round pick (219<sup>th</sup> overall) in 2004.

### 2003

Traded T Michael Thompson to Seattle IN EXCHANGE FOR a conditional draft pick in 2004.

### 2003

Traded first-round pick (23<sup>rd</sup> overall) in 2003 to Buffalo IN EXCHANGE FOR WR Peerless Price.

### 2003

Traded LB Mark Simoneau to Philadelphia IN EXCHANGE FOR Philadelphia's sixth-round pick (202<sup>nd</sup> overall, DB Wayne Bacon) in 2003.

### 2002

Traded conditional draft pick in 2004 to San Diego IN EXCHANGE FOR WR Trevor Gaylor.

### 2002

Traded first-round pick (17<sup>th</sup> overall) to Oakland IN EXCHANGE FOR Oakland's first-round (18<sup>th</sup> overall, RB T.J. Duckett) and fifth-round (158<sup>th</sup> overall, QB Kurt Kittner) picks.



## RECENT MAJOR TRADES

### 2002

Traded third-round pick in 2003 to Houston IN EXCHANGE FOR Houston's fourth-round pick (116<sup>th</sup> overall, OL Martin Bibla) in 2002.

### 2001

Traded first- (fifth overall) and third-round picks in 2001, second-round pick in 2002 and WR Tim Dwight to San Diego IN EXCHANGE FOR San Diego's first round pick in 2001 (No. 1 overall, QB Michael Vick).

### 2001

Traded seventh-round pick in 2001 to Tampa Bay IN EXCHANGE FOR QB Eric Zeier.

### 2000

Traded TE O.J. Santiago to Dallas IN EXCHANGE FOR Dallas' fourth-round pick in 2001 (102<sup>nd</sup> overall, LB Matt Stewart).

### 1999

Traded first-round pick in 2000 to Baltimore IN EXCHANGE FOR Baltimore's second-round pick in 1999 (42<sup>nd</sup> overall, TE Reggie Kelly).

### 1997

Traded first- (third overall) and third-round (63<sup>rd</sup> overall) picks in 1997 to Seattle IN EXCHANGE FOR Seattle's first- (11<sup>th</sup> overall, CB Michael Booker), second (41<sup>st</sup> overall, RB Byron Hanspard), third- (70<sup>th</sup> overall, TE O.J. Santiago) and fourth-round (100<sup>th</sup> overall, LB Henri Crockett) picks.

### 1997

Traded fifth-round pick (140<sup>th</sup> overall) in 1997, which was obtained from Oakland for Lincoln Kennedy, to Washington IN EXCHANGE FOR Washington's sixth- (180<sup>th</sup> overall, C Calvin Collins) and seventh-round (222<sup>nd</sup> overall, S Chris Bayne) picks.

### 1997

Traded fourth- (98<sup>th</sup> overall) and sixth-round (165<sup>th</sup> overall) picks to Houston IN EXCHANGE FOR QB Chris Chandler.

### 1996

Traded S Roger Harper to Dallas IN EXCHANGE FOR Dallas' fourth- (127<sup>th</sup> overall, CB Juran Bolden) and fifth-round (164<sup>th</sup> overall, DE Gary Bandy) picks.

### 1996

Traded fifth-round pick in 1996 to Baltimore IN EXCHANGE FOR G Gene Williams.

### 1995

Traded first-round pick (10<sup>th</sup> overall) to Cleveland IN EXCHANGE FOR WR Eric Metcalf and Cleveland first-round pick (26<sup>th</sup> overall, S Devin Bush).

### 1994

Traded first and third-round picks in 1994, and first-round pick in 1995 to Indianapolis IN EXCHANGE FOR QB Jeff George.

### 1994

Traded second-round pick in 1994 and first-round pick in 1995 to Minnesota IN EXCHANGE FOR DE Chris Doleman and second-round pick (WR Bert Emmanuel).

### 1993

Traded WR Mike Pritchard and seventh-round pick to Denver IN EXCHANGE FOR Denver's first-round pick in 1995 (traded for Chris Doleman) and its third-round pick in 1994 (Alai Kalanuvalu).

### 1993

Traded WR James Milling to Green Bay IN EXCHANGE FOR DE Lester Archambeau.

### 1992

Traded DT Tony Casillas to Dallas IN EXCHANGE FOR Dallas' second- (DE Chuck Smith) and eighth-round (TE Reggie Dwight) picks.

### 1992

Traded QB Brett Favre to Green Bay IN EXCHANGE FOR Green Bay's first-round pick in 1992 (17<sup>th</sup> overall, RB Tony Smith).

### 1991

Traded third-round pick to Miami IN EXCHANGE FOR CB Tim McKyer.

### 1990

Traded first- and fourth-round picks to Indianapolis IN EXCHANGE FOR WR Andre Rison, T Chris Hinton, and Indianapolis' first- (WR Mike Pritchard) and fifth-round (T Reggie Redding) picks in 1991.

### 1989

Traded second-, fourth- and 10<sup>th</sup>-round picks to Cincinnati IN EXCHANGE FOR Cincinnati's first-round pick (27<sup>th</sup> overall, WR Shawn Collins).

### 1989

Traded RB Gerald Riggs to Washington IN EXCHANGE FOR Washington's first-round pick (20<sup>th</sup> overall, RB

## RECENT MAJOR TRADES

Steve Broussard) in 1990 and its second-round pick (T Ralph Norwood) in 1989.

### 1985

Traded second-round pick (33<sup>rd</sup> overall) in 1985 and second-round pick (30<sup>th</sup> overall) in 1986 to Washington IN EXCHANGE FOR Washington's first-round pick (17<sup>th</sup> overall, T Bill Fralic) in 1986 and its second-round pick (45<sup>th</sup> overall) in 1985.

### 1985

Traded first- and third-round picks in 1985 to Minnesota IN EXCHANGE FOR Minnesota's first-round pick (second overall, T Bill Fralic) in 1985.

### 1975

Traded T George Kunz and first-round pick (third overall) in 1975 to Baltimore IN EXCHANGE FOR Baltimore's first- (Steve Bartkowski) and sixth-round (Fulton Kuykendall) picks in 1975.

### 1974

Traded first-round pick (17<sup>th</sup> overall) and QB Bob Berry to Minnesota IN EXCHANGE FOR QB Bob Lee and LB Lonnie Warwick.

### 1973

Traded first-round pick to Houston IN EXCHANGE FOR DT Mike Tilleman.

### 1972

Traded LB Malcolm Snider to Green Bay IN EXCHANGE FOR RB Dave Hampton.

### 1967

Traded first-round pick (third overall) to San Francisco IN EXCHANGE FOR WR Bernie Casey, T Jim Wilson and DE Jim Norton.

## ALL-PRO PLAYERS

### 1967

Tommy Nobis, LB (AP, 1<sup>st</sup> team)

### 1971

Claude Humphrey, DE (NEA, 1<sup>st</sup> team)

### 1972

Claude Humphrey, DE (AP, Pro Football Weekly, Football News, NEA, Football Digest, PFWA, 1<sup>st</sup> teams)

### 1973

Claude Humphrey, DE (AP, Pro Football Weekly, PFWA, Football News, Computer Kickoff, 1<sup>st</sup> teams)  
Nick Mick-Mayer, K (Pro Football 1972 Weekly, 1<sup>st</sup> team)  
Mike Tilleman, DT (National Star News Service, 1<sup>st</sup> team)

### 1974

Claude Humphrey, DE (NEA, 1<sup>st</sup> team) Rolland Lawrence, DB (AP, PFWA, 1<sup>st</sup> teams)

### 1980

Mike Kenn, OT (AP, PFWA, NEA, 1<sup>st</sup> teams)

### 1981

Alfred Jenkins, WR (AP, PFWA, 1<sup>st</sup> teams)

### 1982

R.C. Thielemann, OG (AP, CPFNW, 1<sup>st</sup> team) Mike Kenn, OT (CPFNW, 1<sup>st</sup> team; AP, NEA, 2<sup>nd</sup> team)  
William Andrews, RB (AP, 2<sup>nd</sup> team) Jeff Van Note, C (AP, 2<sup>nd</sup> team), Joel Williams, LB (AP, 2<sup>nd</sup> team)

### 1983

William Andrews, RB (NEA, TSN, Football Digest 1<sup>st</sup> teams; CPFNW, 2<sup>nd</sup> team) Billy Johnson, PR (Pro Football Weekly, TSN, CPFNW, PFWA, Football Digest 1<sup>st</sup> teams; AP 2<sup>nd</sup> team) Mike Kenn, T (Pro Football Weekly, 1<sup>st</sup> team; AP, CPFNW, 2<sup>nd</sup> teams)

### 1986

Bill Fralic, G (AP, NEA, Pro Football Weekly, Sporting News, 1<sup>st</sup> team)

### 1987

Bill Fralic, G (AP, NEA, PFWA, Sporting News, 1<sup>st</sup> team)  
Sylvester Stamps, KR (Sporting News)

### 1988

Bill Fralic, G (Coll. & Pro FB Newsweekly, 1<sup>st</sup> team; AP, 2<sup>nd</sup> team) Scott Case, CB (AP, 2<sup>nd</sup> team)  
John Settle, RB (Sports Illustrated)

### 1989

Tony Casillas, DT (AP, 2<sup>nd</sup> team) Bill Fralic, G (AP, 2<sup>nd</sup> team)

### 1990

Andre Rison, WR (AP, 1<sup>st</sup> team)

### 1991

Mike Kenn, T (AP, 1<sup>st</sup> team) Andre Rison, WR (AP, 2<sup>nd</sup> team) Deion Sanders, CB (AP, 2<sup>nd</sup> team) Jessie Tuggle, LB (SI)

### 1992

Deion Sanders, CB (AP, 1<sup>st</sup> team, returner, AP, 2<sup>nd</sup> team, CB) Andre Rison, WR (AP, 2<sup>nd</sup> team)

### 1993

Deion Sanders, CB (AP, 1<sup>st</sup> team, CB) Chris Hinton, T (AP 1<sup>st</sup> team) Andre Rison, WR (AP, 2<sup>nd</sup> team) Norm Johnson, K (AP, 2<sup>nd</sup> team)

### 1994

Terance Mathis, WR (AP, 2<sup>nd</sup> team)

### 1995

Morten Andersen, K (AP, 1<sup>st</sup> team)

### 1998

Jamal Anderson, RB (AP, 1<sup>st</sup> team; Pro Football Weekly, 1<sup>st</sup> team), Jessie Tuggle, LB (AP, 2<sup>nd</sup> team), Ray Buchanan, CB (AP, 2<sup>nd</sup> team)

### 2000

Darrick Vaughn, CB/KR (AP, 2<sup>nd</sup> team; College & Pro Football Weekly, 2<sup>nd</sup> team)

### 2002

Keith Brooking, LB (College & Pro Football Weekly, 1<sup>st</sup> team; Football Digest, 1<sup>st</sup> team; AP, 2<sup>nd</sup> team)

### 2004

Keith Brooking, LB (College & Pro Football Weekly, 2<sup>nd</sup> team; Football Digest, 1<sup>st</sup> team; AP, 2<sup>nd</sup> team) Alge Crumpler, TE (Football Digest, 2<sup>nd</sup> team), Patrick Kerney (College & Pro Football Weekly, Football Digest, Associated Press, 2<sup>nd</sup> team)

### 2005

Rod Coleman, DT (Pro Football Weekly, 1<sup>st</sup> team; PFWA, 1<sup>st</sup> team; AP, 2<sup>nd</sup> team)

### 2008

Michael Turner, RB (AP, 1<sup>st</sup> team; PFWA, 1<sup>st</sup> team; Sporting News, 1<sup>st</sup> team) John Abraham, DE (PFWA, 1<sup>st</sup> team; AP, 2<sup>nd</sup> team)

## ALL-PRO PLAYERS

### 2009

Michael Turner, RB (AP, 1<sup>st</sup> team; PFWA, 1<sup>st</sup> team; Sporting News, 1<sup>st</sup> team) John Abraham, DE (PFWA, 1<sup>st</sup> team; AP, 2<sup>nd</sup> team)

### 2010

John Abraham, DE (AP, 1<sup>st</sup> team; Sporting News, 1<sup>st</sup> team), Roddy White, WR (AP 1<sup>st</sup> team; Sporting News, 1<sup>st</sup> team; PFW/PFWA All-NFL team, NFL Alumni wide receiver of the year), Michael Turner, RB (AP, 2<sup>nd</sup> team), Ovie Mughelli, FB (AP, 2<sup>nd</sup> team), Eric Weems, ST (PFW/PFWA All-NFL team)

### 2012

Tony Gonzalez, TE (AP, 1<sup>st</sup> team)

### 2015

Julio Jones, WR (AP, 1<sup>st</sup> team; Sporting News, All-Pro; PFF 1<sup>st</sup> team; Yahoo! Shutdown Corner's NFL All-Pro) Devonta Freeman, RB (AP, 2<sup>nd</sup> team), Patrick Dimarco, FB (AP, 2<sup>nd</sup> team; PFF 1<sup>st</sup> team), Ryan Schraeder, RT (PFF 1<sup>st</sup> team)

### 2016

Matt Ryan, QB (AP, 1<sup>st</sup> team, AP MVP), Vic Beasley Jr., LB (AP, 1<sup>st</sup> team), Julio Jones, WR (AP, 1<sup>st</sup> team)

### 2017

Alex Mack, C (AP, 2<sup>nd</sup> team, Sporting News - 1<sup>st</sup> team)

# PRO BOWL SELECTIONS

## 1966

Tommy Nobis, LB ..... (1)

## 1967

Tommy Nobis, LB ..... (2)

## 1968

Tommy Nobis, LB ..... (3)

## 1969

Jim Butler, RB ..... (1)

Bob Berry, QB ..... (1)

Greg Brezina, LB ..... (1)

Bob Etter, K ..... (1)

George Kunz, OT ..... (1)

Jim Mitchell, TE ..... (1)

Ken Reaves, DB ..... (1)

## 1970

Claude Humphrey, DE ..... (1)

Tommy Nobis, LB ..... (4)

## 1971

Claude Humphrey, DE ..... (2)

George Kunz, OT ..... (2)

## 1972

George Kunz, OT ..... (3)

Tommy Nobis, LB ..... (5)

Jim Mitchell, TE ..... (2)

Claude Humphrey, DE ..... (3)

## 1973

John Zook, DE ..... (1)

Nick Mick-Mayer, K ..... (1)

George Kunz, OT ..... (4)

Claude Humphrey, DE ..... (4)

## 1974

Jeff Van Note, C ..... (1)

Claude Humphrey, DE ..... (5)

George Kunz ..... (5)

## 1975

Jeff Van Note, C ..... (2)

John James, P ..... (1)

## 1976

John James, P ..... (2)

## 1977

John James, P ..... (3)

Claude Humphrey, DE ..... (6)

Rolland Lawrence, DB ..... (1)

## 1978

No Selections

## 1979

Jeff Van Note, C ..... (3)

## 1980

Mike Kenn, OT ..... (1)

Steve Bartkowski, QB ..... (1)

Jeff Van Note, C ..... (4)

Alfred Jenkins, WR ..... (1)

William Andrews, RB ..... (1)

Junior Miller, TE ..... (1)

## 1981

Mike Kenn, OT ..... (2)

Steve Bartkowski, QB ..... (2)

R.C. Thieleman, OG ..... (5)

Alfred Jenkins, WR ..... (2)

William Andrews, RB ..... (2)

Junior Miller, TE ..... (2)

R.C. Thieleman, OG ..... (1)

## 1982

Mike Kenn, OT ..... (3)

R.C. Thieleman, OG ..... (2)

Jeff Van Note, C ..... (6)

William Andrews, RB ..... (3)

## 1983

William Andrews, RB ..... (4)

Billy Johnson, PR ..... (1)

Mike Kenn, T ..... (4)

R.C. Thieleman, OG ..... (3)

## 1984

Mike Kenn, T ..... (5)

## 1985

Gerald Riggs, RB ..... (1)

## 1986

Bill Fralic, G ..... (1)

Gerald Riggs, RB ..... (2)

## 1987

Bill Fralic, G ..... (2)

Gerald Riggs, RB ..... (3)

## 1988

Bill Fralic, G ..... (3)

Scott Case, CB ..... (1)

John Settle, RB ..... (1)

## 1989

Bill Fralic, G ..... (4)

(All NFL Team of 80's)

Bill Fralic (2nd team)

## 1990

Andre Rison, WR ..... (1)

## 1991

Andre Rison, WR ..... (2)

Deion Sanders, CB ..... (1)

Chris Miller, QB ..... (1)

Chris Hinton, RT ..... (7)

## 1992

Andre Rison, WR ..... (3)

Deion Sanders, CB ..... (2)

Jessie Tuggle, LB ..... (1)

Elbert Shelley, ST ..... (1)

## 1993

Andre Rison, WR ..... (4)

Deion Sanders, CB ..... (3)

Elbert Shelley, ST ..... (2)

Norm Johnson, K ..... (2)

Bobby Hebert, QB ..... (1)

## 1994

Jessie Tuggle, LB ..... (2)

Elbert Shelley, ST ..... (3)

Terance Mathis, WR ..... (1)

## 1995

Jessie Tuggle, LB ..... (3)

Elbert Shelley, ST ..... (4)

Morten Andersen, K ..... (7)

Chris Doleman, DE ..... (7)

Craig Heyward, RB ..... (1)

## 1996

No Selections

## 1997

LB Jessie Tuggle ..... (4)

QB Chris Chandler ..... (1)

## 1998

LB Jessie Tuggle ..... (5)

S Eugene Robinson ..... (3)

CB Ray Buchanan ..... (1)

RB Jamal Anderson ..... (1)

QB Chris Chandler ..... (2)

OT Bob Whitfield ..... (1)

# PRO BOWL SELECTIONS

## 1999

No Selections

## 2000

No Selections

## 2001

LB Keith Brooking..... (1)

## 2002

LB Keith Brooking..... (2)

QB Michael Vick ..... (1)

## 2003

LB Keith Brooking..... (3)

TE Alge Crumpler..... (1)

## 2004

LB Keith Brooking..... (4)

TE Alge Crumpler..... (2)

DE Patrick Kerney..... (1)

KR/PR Allen Rossum..... (1)

QB Michael Vick ..... (2)

## 2005

LB Keith Brooking..... (5)

DT Rod Coleman..... (1)

TE Alge Crumpler..... (3)

RB Warrick Dunn..... (3)

CB DeAngelo Hall..... (1)

QB Michael Vick ..... (3)

## 2006

TE Alge Crumpler..... (4)

CB DeAngelo Hall..... (2)

## 2008

RB Michael Turner..... (1)

WR Roddy White..... (1)

## 2009

WR Roddy White..... (2)

## 2010

DE John Abraham..... (4)

T Tyson Clabo..... (1)

TE Tony Gonzalez..... (11)

CB Brent Grimes..... (1)

FB Ovie Mughelli..... (1)

QB Matt Ryan ..... (1)

RB Michael Turner..... (2)

ST Eric Weems ..... (1)

WR Roddy White..... (3)

## 2011

TE Tony Gonzalez ..... (12)

WR Roddy White..... (4)

## 2012

S Thomas DeCoud ..... (1)

TE Tony Gonzalez ..... (13)

WR Julio Jones ..... (1)

S William Moore ..... (1)

QB Matt Ryan ..... (2)

## 2013

TE Tony Gonzalez ..... (14)

## 2014

QB Matt Ryan..... (3)

WR Julio Jones ..... (2)

KR/PR Devin Hester ..... (4)

## 2015

WR Julio Jones ..... (3)

RB Devonta Freeman..... (1)

CB Desmond Trufant..... (1)

FB Patrick DiMarco ..... (1)

## 2016

WR Julio Jones ..... (4)

QB Matt Ryan..... (4)

RB Devonta Freeman..... (2)

LB Vic Beasley Jr. .... (1)

K Matt Bryant..... (1)

C Alex Mack ..... (4)

## 2017

WR Julio Jones ..... (5)

C Alex Mack ..... (5)

LB Deion Jones..... (1)

S Keanu Neal..... (1)

# NFC PLAYERS OF THE WEEK

OFFENSIVE	DEFENSIVE	SPECIAL TEAMS
1984 RB Gerald Riggs (Week 1) WR Alfred Jackson (Week 14)		
1985 Gerald Riggs (Week 11)		
1986 QB David Archer (Week 3) RB Gerald Riggs (Week 6)		
1987		
1988 RB Gerald Riggs (Week 3)	LB Aundray Bruce (Week 12)	
1989		
1990 QB Chris Miller (Week 5)	S Scott Case (Week 16)	
1991 QB Chris Miller (Week 9)	CB Deion Sanders (Week 4) CB Deion Sanders (Week 12) S Brian Jordan (Week 15)	
1992	S Scott Case (Week 11)	
1993 QB Bobby Hebert (Week 12)	CB Deion Sanders (Week 15)	LB Darion Conner (Week 7) K Norm Johnson (Week 8)
1994 WR Andre Rison (Week 2)	S Kevin Ross (Week 10)	
1995 QB Jeff George (Week 10) QB Bobby Hebert (Week 17)	DE Chris Doleman (Week 1) DE Chris Doleman (Week 5)	K Morten Andersen (Week 3) K Morten Andersen (Week 15) K Morten Andersen (Week 17)
1996 RB Jamal Anderson (Week 10)		
1997	DE Chuck Smith (Week 7) DT Travis Hall (Week 14)	KR Byron Hanspard (Week 15)
1998 QB Chris Chandler (Week 6) RB Jamal Anderson (Week 9)	DE Chuck Smith (Week 10) CB Ray Buchanan (Week 11)	KR Tim Dwight (Week 5)
1999	DE Chuck Smith (Week 8) (NFC Champ.)	
2000		PR Tim Dwight (Week 17)
2001 RB Jamal Anderson (Week 2) QB Chris Chandler (Week 15)	LB Keith Brooking (Week 6)	K Morten Andersen (Week 1)
2002 QB Michael Vick (Week 13)	DE Patrick Kerney (Week 9) LB Keith Brooking (Week 11) DE Brady Smith (Week 12)	K Jay Feely (Week 7)
2003 RB Warrick Dunn (Week 10)		
2004 QB Michael Vick (Week 2) QB Michael Vick (Week 8) TE Alge Crumpler (Week 12)		KR Allen Rossum (NFC Divisional Playoffs)
2005	DT Rod Coleman (Week 3)	

## NFC PLAYERS OF THE MONTH

### OFFENSIVE

2006 TE Alge Crumpler (Week 7)  
QB Michael Vick (Week 8)

2007 QB Chris Redman (Week 17)

2008 RB Michael Turner (Week 1)  
RB Michael Turner (Week 3)  
QB Matt Ryan (Week 9)  
RB Michael Turner (Week 17)

2009

2010 RB Jason Snelling (Week 2)  
WR Roddy White (Week 7)

2011 QB Matt Ryan (Week 14)  
WR Roddy White (Week 7)

2012 QB Matt Ryan (Week 16)

2013 QB Matt Ryan (Week 7)

2014 QB Matt Ryan (Week 1)  
QB Matt Ryan (Week 3)

2015 WR Julio Jones (Week 1)  
WR Julio Jones (Week 16)

2016 WR Julio Jones (Week 4)  
QB Matt Ryan (Week 9)  
RB Devonta Freeman (Week 15)  
QB Matt Ryan (Week 17)

2017 WR Julio Jones (Week 12)

### DEFENSIVE

DE John Abraham (Week 1)  
S Lawyer Milloy (Week 13)

S Thomas DeCoud (Week 6)

CB Brent Grimes (Week 15)

DE John Abraham (Week 15)  
LB Curtis Lofton (Week 17)

S William Moore (Week 13)

OLB Vic Beasley Jr. (Week 14)

CB Desmond Trufant (Week 2)  
DE Adrian Clayborn (Week 10)  
LB Deion Jones (Week 14)

### SPECIAL TEAMS

K Morten Andersen (Week 4)

K Morten Andersen (Week 10)

WR Harry Douglas (Week 12)

K Matt Bryant (Week 4)  
K Matt Bryant (Week 12)  
KR Eric Weems (Week 13)

K Matt Bryant (Week 1)  
WR Devin Hester (Week 3)  
P Matt Boshier (Week 16)

K Matt Bryant (Week 16)

K Matt Bryant (Week 17)



## NFC PLAYERS OF THE MONTH

OFFENSIVE	DEFENSIVE	SPECIAL TEAMS
1986 QB David Archer (Sept.)		
1988	CB Scott Case (Nov.)	
1990 WR Andre Rison (Oct.)		
1991	LB Jessie Tuggle (Dec.)	
1993	CB Deion Sanders (Nov.)	
1995		K Morten Andersen (Sept.) K Morten Andersen (Dec.)
1997		KR Byron Hanspard (Dec.)
1998 RB Jamal Anderson (Nov.) QB Chris Chandler (Dec.)		
2002		Jay Feely (Oct.)
2004	DE Patrick Kerney (Sept.)	
2005	DT Rod Coleman (Oct.)	
2008 QB Matt Ryan (Oct.)		
2010 WR Roddy White (Oct.) QB Matt Ryan (Nov.)		KR Eric Weems (Dec.)
2011 WR Julio Jones (R) December/January)		
2012 QB Matt Ryan (Sept.)		
2015 WR Julio Jones (Sept.) RB Devonta Freeman (Oct.)		
2016 QB Matt Ryan (Sept.)	LB Deion Jones (Sept.) OLB Vic Beasley Jr. (Dec./Jan.)	K Matt Bryant (Oct.)

# ALL-TIME JERSEY NUMBERS

## 1

Fred Steinfort ..... 1977-78  
 Ralph Giacommaro ..... 1983-85  
 Jeff George ..... 1994-95  
 Jason Elam ..... 2008-09

## 2

Clarence Verdin ..... 1994  
 Todd Peterson ..... 2005  
 Matt Ryan ..... 2008-17

## 3

Bob Etter ..... 1968-69  
 David Smigelesky ..... 1982  
 Rick Donnelly ..... 1985-88  
 Bobby Hebert ..... 1993-96  
 Scott Bentley ..... 1997  
 D.J. Shockley ..... 2006-08  
 Matt Bryant ..... 2009-17

## 4

Tim Mazzetti ..... 1978-80  
 Brett Favre ..... 1991  
 Scott Tynes ..... 1994  
 Dan Stryzinski ..... 1995-00  
 Jay Feely ..... 2001-04  
 Byron Leftwich ..... 2007  
 John Parker Wilson ..... 2009-11  
 Dominique Davis ..... 2012-13

## 5

Harmon Wages ..... 1968-71, 1973  
 Greg Davis ..... 1987-90  
 Harold Alexander ..... 1993-94  
 Morten Andersen ..... 1995-00, 06-07  
 Matt Boshier ..... 2011-17

## 6

John James ..... 1972-81  
 Ali Haji-Sheikh ..... 1986  
 Steve Hauschka ..... 2009  
 Shayne Graham ..... 2015  
 Matt Wile ..... 2016

## 7

Wade Trayman ..... 1966-67  
 Pat Sullivan ..... 1972-75  
 Hugh Millen ..... 1988-90  
 Perry Klein ..... 1994-95  
 Browning Nagle ..... 1996  
 Tony Graziani ..... 1999-2000  
 Michael Vick ..... 2001-06

## 8

Tommy McDonald ..... 1967  
 Kenny Vinyard ..... 1970  
 Bob Holly ..... 1984-85  
 Steve Dils ..... 1986  
 Matt Schaub ..... 2004-06  
 Chris Redman ..... 2007-11  
 Matt Schaub ..... 2016-17

## 9

Larry Fortner ..... 1980  
 Norm Johnson ..... 1991-94  
 Michael Koenen ..... 2005-10

## 10

Dennis Claridge ..... 1966  
 Leo Hart ..... 1971  
 Steve Bartkowski ..... 1975-85  
 Scott Campbell ..... 1986-90

## 11

Randy Johnson ..... 1966-70  
 Dick Shiner ..... 1971-73  
 Kim McQuilken ..... 1974-77  
 Kerwin Bell ..... 1988  
 Billy Joe Tolliver ..... 1996-97  
 Doug Johnson ..... 2000-03  
 Troy Bergeron ..... 2009  
 Julio Jones ..... 2011-17

## 12

Nick Mike-Mayer ..... 1973-77  
 George Roberts ..... 1982  
 Chris Miller ..... 1987-92  
 Chris Chandler ..... 1997-01  
 Michael Jenkins ..... 2004-10  
 Kevin Cone ..... 2011  
 Luke McCown ..... 2012  
 Sean Renfree ..... 2013-15  
 Mohamed Sanu ..... 2016-17

## 13

Billy Joe Tolliver ..... 1991-93  
 Browning Nagle ..... 1995  
 Tony Graziani ..... 1997-98  
 Danny Kanell ..... 1999-2000  
 Chris Mohr ..... 2001-04  
 Joey Harrington ..... 2007  
 Darius Johnson ..... 2013  
 T.J. Yates ..... 2014

## 14

Steve Sloan ..... 1966-67  
 Terry Nofsinger ..... 1967

June Jones ..... 1977-79  
 Jeff Komlo ..... 1982  
 Turk Schonert ..... 1986  
 Erik Kramer ..... 1987  
 Bob Gagliano ..... 1993  
 Wally Richardson ..... 1999  
 Ty Detmer ..... 2004-05  
 Eric Weems ..... 2007-11, 14-16  
 Justin Hardy ..... 2017

## 15

Gail Cogdill ..... 1969-70  
 Mike Moroski ..... 1979-84  
 Jim Miller ..... 1997  
 Eugene Baker ..... 1999  
 Kurt Kittner ..... 2002-03  
 Kevin Cone ..... 2012-13  
 Nick Williams ..... 2015-17

## 16

Scott Hunter ..... 1976-78  
 Reggie Smith ..... 1980-81  
 David Archer ..... 1984-87  
 Justin Hardy ..... 2015-16

## 17

Bob Berry ..... 1968-72  
 Scott Fulhage ..... 1989-92  
 Steve DeBerg ..... 1998  
 Kevin Youngblood ..... 2006  
 Tim Toone ..... 2012  
 Devin Hester ..... 2014-15  
 Marvin Hall ..... 2017

## 18

Bruce Lemmerman ..... 1968-69  
 Mike Luckhurst ..... 1981-87  
 Wade Wilson ..... 1992  
 Jamin Elliott ..... 2006-07  
 Freddie Martino ..... 2014  
 Taylor Gabriel ..... 2016-17

## 19

Mike Brunson ..... 1970  
 Bob Lee ..... 1973-74  
 Corey Dixon ..... 1994  
 Shawn Mills ..... 2001  
 Laurent Robinson ..... 2007-08  
 Drew Davis ..... 2012-14  
 Aldrick Robinson ..... 2016

## 20

Bob Riddle ..... 1966-67  
 Tom McCauley ..... 1969-71

# ALL-TIME JERSEY NUMBERS

Vince Kendrick .....1974-75  
 Earl Jones .....1980-83  
 Wendell Cason .....1986-87  
 Evan Cooper .....1988  
 Brad Edwards .....1994  
 Michael Booker .....1997-99  
 Rodney Thomas .....2001  
 Allen Rossum .....2002-06  
 Brent Grimes .....2008-12  
 Dwight Lowery .....2014  
 Philip Adams .....2015  
 Sharrod Neasman .....2016-17

## 21

Tom Moore .....1967  
 Lynn Cain .....1979-84  
 Jimmy Turner .....1986-87  
 Deion Sanders .....1989-93  
 Eric Metcalf .....1995-96  
 Elijah Williams .....1998-00  
 Darrien Gordon .....2001  
 Juran Bolden .....2002-03  
 DeAngelo Hall .....2004-07  
 Christopher Owens .....2009-12  
 Desmond Trufant .....2013-17

## 22

Lee Calland .....1966-68  
 John Mallory .....1969  
 Rolland Lawrence .....1973-80  
 Richard Williams .....1983  
 Sean Thomas .....1985  
 Dennis Woodberry .....1986  
 Brenard Wilson .....1987  
 Charles Dimry .....1988-90  
 Tim McKyer .....1991-92, '96  
 Alton Montgomery .....1993-95  
 Lenny McGill .....1997  
 Gerald McBurrows .....1999-03  
 Leigh Torrence .....2005  
 Chevis Jackson .....2008-09  
 Jacquizz Rodgers .....2011  
 Asante Samuel .....2012-13  
 Zeke Motta .....2014  
 Dezmen Southward .....2015  
 Keanu Neal .....2016-17

## 23

Jeff Stanciel .....1969  
 Joe Profit .....1971-73  
 Bobby Butler .....1981-92  
 Ronnie Bradford .....1997-01  
 Kevin Mathis .....2004, 2006  
 Chris Houston .....2007-09

Dunta Robinson .....2010-12  
 Robert Alford .....2013-17

## 24

Jimmy Sidle .....1966  
 Nate Wright .....1969  
 Haskel Stanback .....1974-79  
 David Toloumu .....1982  
 Joe Washington .....1985  
 Larry Emery .....1987  
 Mike Pringle .....1990  
 Brian Mitchell .....1992-93  
 Terry Taylor .....1995  
 Patrick Bates .....1996  
 Byron Hanspard .....1997-99  
 Terry Cousin .....2000  
 Conrad Hamilton .....2001  
 Fred Weary .....2002  
 Bryan Scott .....2003-05  
 Jimmy Williams .....2006-07  
 Domonique Foxworth .....2008  
 Tye Hill .....2009  
 Domonique Franks .....2010-11, '13  
 Chris Hope .....2012  
 Devonta Freeman .....2014-17

## 25

Alex Hawkins .....1966-67  
 Mike Fitzgerald .....1967  
 Rick Eber .....1968  
 Art Malone .....1970-74  
 Larry Crowe .....1975  
 Ray Strong .....1978-82  
 Scott Case .....1984-94  
 Devin Bush .....1996-98  
 Marty Carter .....1999-01  
 Elijah Williams .....2001  
 Rodney Heath .....2002  
 Travaris Robinson .....2003  
 Kevin McCadam .....2002-04  
 Chris Crocker .....2006-07  
 Von Hutchins .....2008  
 William Moore .....2009-15  
 Brian Hill .....2017  
 Terrence Magee .....2017

## 26

Billy Lothridge .....1966-71  
 Mike Esposito .....1976-79  
 James Britt .....1983-87  
 Louis Riddick .....1992  
 Anthony Phillips .....1994-96  
 Darren Anderson .....1998  
 Winslow Oliver .....2000

Brandon Williams .....2003  
 Sideeq Shabazz .....2004  
 Omare Lowe .....2005-07  
 Erik Coleman .....2008-10  
 Kelvin Hayden .....2011  
 Charles Mitchell .....2012  
 Saeed Lee .....2013  
 Josh Wilson .....2014  
 Tevin Coleman .....2015-17

## 27

Red Mack .....1966  
 Nick Rassel .....1966-68  
 Tom Hayes .....1971-75  
 Tom Pridemore .....1978-85  
 Calvin Loveall .....1988  
 Vinnie Clark .....1993  
 Brad Edwards .....1995-96  
 Omar Brown .....1998-99  
 Cory Hall .....2003-04  
 Chris Cash .....2005  
 Jason Webster .....2006  
 Thomas Brown .....2008  
 Jamaal Fudge .....2009  
 Gartrell Johnson .....2010  
 Robert McClain .....2012-14  
 Robenson Therezie .....2015-16  
 Damontae Kazee .....2017

## 28

Ray Ogden .....1967-68  
 Mike Freeman .....1968-70  
 Willie Belton .....1971-72  
 Frank Reed .....1976-80  
 Bret Clark .....1968-88  
 Pat Chaffey .....1991  
 Tony Smith .....1992-93  
 Ron Davis .....1995  
 Lenny McGill .....1996  
 Harold Green .....1997-98  
 Ken Oxendine .....1999  
 Corey Hall .....2001  
 Warrick Dunn .....2002-07  
 Thomas DeCoud .....2008-13  
 Javier Arenas .....2014  
 Akeem King .....2015  
 Terron Ward .....2016-17

## 29

Ron Rector .....1966-67  
 Clarence Ellis .....1972-74  
 Ron Mabra .....1975-76  
 Joe Fishback .....1992  
 Eric Dickerson .....1993

# ALL-TIME JERSEY NUMBERS

Louis Riddick .....1996  
 Randy Fuller .....1998  
 Keion Carpenter .....2002-04  
 Chris Cash .....2006  
 Lewis Sanders .....2007  
 Jamaal Fudge .....2008  
 Brian Williams .....2009-10  
 Darrin Walls .....2011  
 Dominique Franks .....2012  
 Sean Baker .....2013-14  
 C.J. Goodwin .....2016-17

## 30

Ernie Wheelwright .....1966-67  
 Doug Goodwin .....1968  
 Larry Shears .....1971  
 Joe Washington .....1973  
 Oscar Reed .....1975  
 Ernie Jackson .....1978  
 Scott Woerner .....1981  
 Steve Haworth .....1983-84  
 David Croudip .....1985-88  
 Mike Rozier .....1990-91  
 Terry Ray .....1992  
 Lemuel Stinson .....1993  
 Derrick Gardner .....1999  
 Henry Jones .....2002  
 Woody Dantzler .....2003  
 Christian Morton .....2004-05  
 Lance Schulters .....2006  
 David Irons .....2007-08  
 Aaron Stecker .....2009  
 Josh Vaughan .....2013  
 Charles Godfrey .....2014-15  
 Ayodeji Olatoye .....2016-17

## 31

Charlie Scales .....1966  
 Bill Harris .....1968  
 Dwight Lee .....1968  
 Willie Germany .....1972  
 Molly McGee .....1974  
 William Andrews .....1979-83, '86

## 32

Rudy Johnson .....1966  
 Preston Ridlehuber .....1966  
 Charles Bryant .....1969  
 Grady Cavnass .....1970  
 Ray Eastering .....1972-79  
 Tim Tyrell .....1984-86  
 Tracey Eaton .....1991-93  
 Jamal Anderson .....1994-01  
 Tod McBride .....2003

Jerious Norwood .....2006-10  
 Jacquizz Rodgers .....2011-14  
 Jalen Collins .....2015-16

## 33

Larry Morris .....1966  
 Jim Mankins .....1967  
 Jim Butler .....1968-71  
 Henry Matthews .....1973  
 Ricky Patton .....1978  
 Anthony Anderson .....1980  
 Bo Robinson .....1981-83  
 Tiger Greene .....1985  
 Leander Knight .....1988  
 Gene Lang .....1988-89  
 Erric Pegram .....1993-94  
 Richard Huntley .....1996  
 Ken Oxendine .....1998  
 Winslow Oliver .....1999  
 Ashley Ambrose .....2000-02  
 Justin Griffith .....2003-06  
 Michael Turner .....2008-12  
 Ronnie Wingo .....2014  
 Terron Ward .....2015  
 Stevan Ridley .....2016  
 Bledi Wreh-Wilson .....2016-17

## 34

Junior Coffey .....1966-67  
 Ray Brown .....1971-78  
 Blane Gaison .....1981-84  
 Robert Moore .....1986-88  
 Steve Broussard .....1990, '92  
 David Mims .....1993  
 Craig Heyward .....1994-96  
 Ray Buchanan .....1997-03  
 DeAndra Cobb .....2005  
 Marlion Jackson .....2006  
 Ovie Mughelli .....2007-11  
 Bradie Ewing .....2012-13  
 Jerome Smith .....2014  
 Brian Poole .....2016-17

## 35

Tony Plummer .....1971-73  
 Reggie Pleasant .....1985  
 Keith Williams .....1986  
 Mike Pritchard .....1991-93  
 William White .....1997-98  
 Johnale Carty .....1999-02  
 Jason Wright .....2004  
 Antone Smith .....2010-14  
 Leon McFadden .....2017

## 36

Ken Reaves .....1966-73  
 Rudy Holmes .....1974  
 Bob Glazebrook .....1978-83  
 Danny Wagoner .....1985  
 Eric Bergeson .....1990  
 Brian Mitchell .....1991  
 Derrick Moore .....1992  
 Kevin Ross .....1994-95  
 Travis Jervey .....2001-03  
 Jason Webster .....2004-05  
 Lawyer Milloy .....2006-08  
 Verron Haynes .....2009  
 James Sanders .....2011  
 Kemal Ishmael .....2013-16

## 37

Perry Lee Dunn .....1966-68  
 Bill Bell .....1971-72  
 Kenny Johnson .....1980-86  
 Elbert Shelley .....1987-96  
 Darrick Vaughn .....2000-01  
 Tyrone Williams .....2003  
 Aaron Beasley .....2004  
 Derrick Johnson .....2006  
 Glenn Sharpe .....2008  
 Ricardo Allen .....2014-17

## 38

Joe Auer .....1968  
 Rick Byas .....1974-80  
 Keith Jones .....1989-90, '92  
 Rich Miano .....1995  
 Nate Odomes .....1996  
 George Layne .....2002-03  
 Ronnie Heard .....2005  
 Corey McIntrye .....2007  
 Charlie Peprah .....2009  
 Dashon Goldson .....2016

## 39

Billy Ray Pritchett .....1976-77  
 James Mayberry .....1979-81  
 Cliff Austin .....1984-86  
 Roland Mitchell .....1990  
 Bruce Pickens .....1991-92  
 Eric Jack .....1994  
 Siddeeq Shabazz .....2003  
 Cam Newton .....2005-06  
 Daren Stone .....2007  
 Shann Schillinger .....2010-12  
 Steven Jackson .....2013-14

# ALL-TIME JERSEY NUMBERS

## 40

Ron Smith ..... 1966-67  
Paul Gibson ..... 1969-70  
Ron Lamb ..... 1972  
Bob Jones ..... 1975-76  
George Franklin ..... 1978  
Eddie Meyers ..... 1982  
Brian Jordan ..... 1989-91  
Anthony Wallace ..... 1993  
Jeff Paulk ..... 1999  
Nick Turnbull ..... 2006  
Butchie Wallace ..... 2006  
Brandon Bishop ..... 2014  
Derrick Coleman ..... 2017

## 41

Brendon McCarthy ..... 1968  
Al Dodds ..... 1973-74  
Sonny Collins ..... 1976  
Secedrick McIntyre ..... 1977  
Virgil Seay ..... 1984  
Tony Baker ..... 1986  
Tim Gordon ..... 1987-90  
Erric Pegram ..... 1991-92  
Brett Maxie ..... 1994  
Eugene Robinson ..... 1998-99  
George Layne ..... 2001  
Kevin Dudley ..... 2006  
Antoine Harris ..... 2007-09  
Zeke Motta ..... 2013  
Dezmen Southward ..... 2014  
Tyler Starr ..... 2015

## 42

Phil Spiller ..... 1968  
Jim Weatherford ..... 1969  
Mike Herron ..... 1975  
John Gillam ..... 1976  
Gerald Riggs ..... 1982-88  
Jeff Donaldson ..... 1991-93  
Devin Bush ..... 1995  
Sean Boyd ..... 1996  
Etric Pruitt ..... 2004  
Antuan Edwards ..... 2005  
Jamal Robertson ..... 2006  
Eric Brock ..... 2008-09  
Mike Cox ..... 2011-12  
Patrick DiMarco ..... 2013-16  
Duke Riley ..... 2017

## 43

Jerry Richardson ..... 1966-67  
Monte Ledbetter ..... 1969  
Dave Hampton ..... 1972-75

Tom Tutson ..... 1983  
Tracy Johnson ..... 1990-91  
Juran Bolden ..... 1996-97  
Maurice Smith ..... 2000-02  
Brent Grimes ..... 2007  
Jordan Mabin ..... 2014

## 44

Bill Wolski ..... 1966  
Jerry Simmons ..... 1967-69  
Eddie Ray ..... 1972-74  
Bubba Bean ..... 1976-80  
Rodney Tate ..... 1984  
John Settle ..... 1987-90  
Steve Broussard ..... 1993  
D.J. Johnson ..... 1994-95  
Bob Christian ..... 1997-02  
Fred McCrary ..... 2004-06  
Jason Snelling ..... 2007-13  
Vic Beasley Jr. .... 2015-17

## 45

Carl Silvestri ..... 1966  
Dave Dunaway ..... 1968  
John Wright ..... 1968  
Gary McDermott ..... 1969  
Sonny Campbell ..... 1970-71  
Tom Moriarty ..... 1977-79  
Ken Whisenhunt ..... 1985-88  
Darnell Walker ..... 1993-96  
Gary Downs ..... 1997-00  
T.J. Duckett ..... 2002-05  
Robert James ..... 2009  
Jacques Smith ..... 2014  
Deion Jones ..... 2016-17

## 46

Larry Suchy ..... 1968;  
Ray Jarvis ..... 1971-72  
Monroe Eley ..... 1975-78  
Reggie Brown ..... 1982  
Charles Washington ..... 1992-94  
Stanley Pritchett ..... 2004  
Mike Schneek ..... 2007-09

## 47

Rudy Redmond ..... 1969-71  
Brad Davis ..... 1975  
Mike Spivey ..... 1982  
Rick Badanjek ..... 1987-88  
Roger Harper ..... 1993-95  
Chris Bayne ..... 1997-98  
Chris Hudson ..... 2001  
Kevin McCadam ..... 2002-05

Boone Stutz ..... 2006  
Gavin Tarquinio ..... 2006  
Josh Harris ..... 2012-17

## 48

Angelo Coia ..... 1966  
Tom Bleick ..... 1967  
Olie Cordill ..... 1968  
Woody Thompson ..... 1975-77  
Gerald Small ..... 1984  
JRay Phillips ..... 1986  
Kenny Flowers ..... 1987  
Darryl Ford ..... 1993  
Marcus Wimberly ..... 1997  
Derek Rackley ..... 2000-05

## 49

Glenn Glass ..... 1966  
Floyd Hudlow ..... 1967-68  
Jimmy Burson ..... 1968  
Al Lavan ..... 1969-70  
Al Matthews ..... 1983-85  
James Primus ..... 1988-89  
Brian Saxton ..... 1997  
Dallas Neil ..... 2000

## 50

Jerry Jones ..... 1966  
Greg Brezina ..... 1968-69, 1971-79  
Buddy Curry ..... 1980-87  
Ron George ..... 1993-96  
Eddie Sutter ..... 1997  
Lamont Green ..... 1999  
Corey Atkins ..... 2000  
Artie Ulmer ..... 2001-04  
Edgerton Hartwell ..... 2005-06  
Marcus Wilkins ..... 2007  
Curtis Lofton ..... 2008-11  
Osi Umenyiora ..... 2013-14  
O'Brien Schofield ..... 2015  
Brooks Reed ..... 2016-17

## 51

Bob Whitlow ..... 1966  
Andy Bowling ..... 1967  
Ted Cottrell ..... 1969-70  
Duane Benson ..... 1972-73  
Dick Palmer ..... 1974  
Jim Cope ..... 1976  
Andy Spiva ..... 1977  
Brian Cabral ..... 1979  
Jim Laughlin ..... 1980-82, 1987  
Rich Dixon ..... 1983  
Jeff Jackson ..... 1984-85

# ALL-TIME JERSEY NUMBERS

Reggie Wilkes .....1986-87  
 Marcus Cotton .....1988-90  
 Howard Dinkins .....1993  
 Jim Ritcher .....1994-95  
 David Brandon .....1996-97  
 Jeff Kelly .....1999-2002  
 Karon Riley .....2002-03  
 Demorrio Williams .....2004-07  
 Tony Gilbert .....2008-09  
 Robert James .....2008, 2011-12  
 Marquis Spruill .....2014  
 Philip Wheeler .....2015  
 Alex Mack .....2016-17

## 52

Marion Rushing .....1966-68  
 Ron Acks .....1968-71  
 Ken Mitchell .....1973-74  
 Dewey McClain .....1976-80  
 Lyman White .....1981-82  
 John Harper .....1983  
 Craig Sutter .....1997  
 Rydell Malancon .....1984  
 Vinson Smith .....1988  
 Ken Tippins .....1990-95  
 Craig Sauer .....1996-99  
 Matt Stewart .....2001-04  
 Jordan Beck .....2006  
 Travis Williams .....2007  
 Coy Wire .....2008-10  
 Akeem Dent .....2011-13  
 Nate Stupar .....2014  
 Justin Durant .....2015  
 Josh Keyes .....2016  
 Jordan Trip .....2017

## 53

Frank Marchlewski .....1966-68  
 Phil Sobocinski .....1968  
 John Matlock .....1970-71  
 Paul Ryzcek .....1974-79  
 Neal Musser .....1981-83  
 Thomas Benson .....1984-85  
 Doug Barnett .....1987  
 Dwayne Gordon .....1993-94  
 Jamal Fountaine .....1997  
 Mark Simoneau .....2000-02  
 Keith Newman .....2003  
 John Leake .....2005-06  
 Tony Taylor .....2007  
 Mike Peterson .....2009-12  
 Omar Gaither .....2013  
 Prince Shembo .....2014  
 Allen Bradford .....2015

LaRoy Reynolds .....2016-17

## 54

Bob Sanders .....1967  
 Grady Allen .....1969-72  
 Fulton Kuykendall .....1975-84  
 Joel Williams ..1979-82, 1986-89  
 Robert Lyles .....1990-91  
 Jesse Solomon .....1992-93  
 Ruffin Hamilton .....1997-99  
 Chris Draft .....2000-04  
 Antoine Cash .....2005  
 Artie Ulmer .....2005  
 Brandon Jamison .....2006  
 Stephen Nicholas .....2007-13  
 Tyler Starr .....2014  
 Nathan Stupar .....2015  
 O'Brien Schofield .....2016  
 A.J. Hawk .....2016  
 Malliciah Goodman .....2016

## 55

Ralph Heck .....1966-68  
 Roy Schmidt .....1969  
 Jim Miller .....1971-72  
 Ralph Ortega; .....1975-78  
 Tony Daykin .....1979-81  
 Dave Levenick .....1983-84  
 Wayne Radloff .....1986-88  
 Mike Ruether .....1990-93  
 Nate Miller .....1995-97  
 Whit Marshall .....1999  
 Chris Bordano .....2000  
 Antony Jordan .....2000-01  
 John Thierry .....2002  
 Twan Russell .....2003  
 Eric Johnson .....2004  
 John Abraham .....2006-12  
 Paul Worrirow .....2013-16

## 56

Joe Cerne .....1968  
 Dennis Havig .....1972-75  
 Guy Roberts .....1976  
 Ron McCartney .....1977-79  
 Al Richardson .....1980-85  
 Joe Costello .....1986-88  
 Darion Conner .....1990-93  
 Chris Doleman .....1994-95  
 Keith Brooking .....1998-08  
 Brooks Reed .....2015  
 Sean Weatherspoon .....2010-14,16  
 Jermaine Grace .....2017

## 57

Bill Jobko .....1966  
 Dick Absher .....1967-68  
 Jeff Van Note .....1969-86  
 Clay Matthews .....1994-96

## 58

Don Hansen .....1969-75  
 Jim Weatherley .....1976  
 Rick Kay .....1977  
 Steve Stewart .....1978  
 David Frye .....1983-85  
 Jessie Tuggle .....1987-00

## 59

Jim Ferguson .....1969  
 Jim Waskiewicz .....1969  
 Dena Halverson .....1970  
 Rudy Kuchenberg .....1971  
 Noel Jenke .....1972  
 Lonnie Warwick .....1973-74  
 Carl Russ .....1975  
 Robert Pennywell .....1977-80  
 Paul Davis .....1981-82  
 John Rade .....1983-91  
 Lorenzo Styles .....1995-96  
 Ben Talley .....1998  
 John Holeccek .....2002  
 Sam Rogers .....2003  
 Jamie Duncan .....2004  
 Michael Boley .....2005-08  
 Spencer Adkins .....2009-11  
 Joplo Bartu .....2013-15  
 De'Vondre Campbell .....2016-17

## 60

Tommy Nobis .....1966-76

## 61

Bill Sandeman .....1967-73  
 Chuck Correal .....1979-80  
 John Brooks .....1980  
 Anthony Redmon .....2000  
 Ellis Johnson .....2002-03  
 Matt Lehr .....2005-06  
 Doug Datish .....2007  
 Joe Hawley .....2010-14

## 62

Gary Roberts .....1970  
 John Bramlett .....1971  
 Brent Adams .....1975-78  
 Robert Jackson .....1982  
 Brett Miller .....1983-88

# ALL-TIME JERSEY NUMBERS

Keith Alex ..... 1993  
 Dave Richards ..... 1994-95  
 Todd McClure ..... 1999-12  
 James Stone ..... 2014-15

## 63

Jim Wilson ..... 1967  
 Bo Wood ..... 1967  
 Dick Enderle ..... 1969-71  
 Nick Bebout ..... 1973-75  
 Gregg Kindle ..... 1976  
 Mike Zele ..... 1979-83  
 Jeff Kiewel ..... 1985-87  
 Evan Pilgram ..... 1999-2000  
 Roberto Garza ..... 2001-04  
 Justin Blalock ..... 2007-14  
 Ben Garland ..... 2015-17

## 64

Tom Harmon ..... 1967  
 Andy Maurer ..... 1970-73  
 Pat Howell ..... 1979-83  
 Joe Pellegrini ..... 1984-86  
 Jamie Dukes ..... 1987-93  
 Jeff Puhokua ..... 1995-96  
 Bob Hallen ..... 1998-2001  
 Martin Bibla ..... 2002-04  
 P.J. Alexander ..... 2006  
 Pat McCoy ..... 2007-08  
 Jonathan Scott ..... 2014  
 Sean Harlow ..... 2017

## 65

Lou Kirouac ..... 1966-67  
 Jack Kupp ..... 1967  
 Steve Duich ..... 1968  
 Bob Breitenstein ..... 1969-70  
 Lynn Gotshalk ..... 1972-76  
 Don Smith ..... 1979-84  
 Lawrence Pillars ..... 1985  
 Guy Bingham ..... 1989-91  
 Roman Fortin ..... 1993-97  
 Greg Bishop ..... 1999  
 Matt O'Neal ..... 2000  
 Kynan Forney ..... 2001-07  
 Jeremy Trueblood ..... 2013  
 Chris Chester ..... 2015-16

## 66

Jim Simon ..... 1966-68  
 John Small ..... 1970-72  
 Ted Fritsch ..... 1973-75  
 Warren Bryant ..... 1978-83  
 Chuck Thomas ..... 1985

Billy Hinson ..... 1986  
 Joe Sims ..... 1991  
 Lincoln Kennedy ..... 1993-94  
 Michael Thompson ..... 2000-02  
 Michael Saffer ..... 2003  
 Austin King ..... 2004-06  
 Terrance Pennington ..... 2007  
 Brett Romberg ..... 2009, 2011  
 Peter Konz ..... 2012-14  
 Gino Gradkowski ..... 2015

## 67

Dan Grimm ..... 1966-68  
 Malcolm Snider ..... 1969-71  
 Walt Brett ..... 1976  
 Eric Sanders ..... 1981-86  
 Mark Mraz ..... 1987  
 Paul Oswald ..... 1988  
 Moe Gardner ..... 1991-96  
 Adam Schreiber ..... 1997-98  
 Wes Shivers ..... 2000  
 Michael Moore ..... 2003-04  
 David Patterson ..... 2007  
 Ben Wilkerson ..... 2007-08  
 Rob Bruggeman ..... 2011  
 Adam Replogle ..... 2013-14  
 Andy Levitre ..... 2015-17

## 68

Bobby Richards ..... 1966-67  
 Dave Hettema ..... 1970  
 Frank Gallagher ..... 1973  
 Larry Bailey ..... 1974  
 Larron Jackson ..... 1975-76  
 R.C. Thielemann ..... 1977-84  
 Dennis Harrison ..... 1986-87  
 John Hunter ..... 1990  
 Mel Agee ..... 1992-95  
 Calvin Collins ..... 1997-00  
 Wayne Gandy ..... 2008  
 Phillip Keith Manley ..... 2012  
 Gabe Carimi ..... 2014  
 Mike Person ..... 2015-16  
 Austin Pasztor ..... 2017

## 69

Mike Lewis ..... 1971-79  
 Dan Benish ..... 1983-86  
 Houston Hoover ..... 1988-92  
 Thomas Williams ..... 1994  
 Gene Williams ..... 1995-99  
 Ben Claxton ..... 2005-06  
 Alex Stepanovich ..... 2008  
 Harland Gunn ..... 2012-14

## 70

Rich Marshall ..... 1966  
 Bob Hughes ..... 1967-69  
 Kenny Vineyard ..... 1970  
 Ron Lee ..... 1983  
 Mike Chapman ..... 1984  
 Willard Goff ..... 1985  
 Reggie Redding ..... 1991  
 Bob Whitfield ..... 1992-03  
 Frank Omiyale ..... 2005-06  
 D'Anthony Batiste ..... 2007  
 Jake Matthews ..... 2014-17

## 71

Joe Szczeco ..... 1966-68  
 John Zook ..... 1969-75  
 Steve George ..... 1976  
 Marv Montgomery ..... 1978  
 Mike Perko ..... 1982  
 Dan Dufour ..... 1983-84  
 Glen Howe ..... 1985-86  
 Chris Hinton ..... 1990  
 Bill Goldberg ..... 1992-94  
 Scott Adams ..... 1997  
 Travis Claridge ..... 2000-03  
 Darrell Shropshire ..... 2005-06  
 Kurt Quarterman ..... 2007  
 Kroy Biermann ..... 2008-15  
 Wes Schweitzer ..... 2017

## 72

Don Talbert ..... 1966-68  
 Greg Lens ..... 1970-71  
 Jim Bailey ..... 1976-78  
 Matthew Teague ..... 1981  
 Andrew Provence ..... 1983-87  
 Oliver Barnett ..... 1990-92  
 Mike Zandofsky ..... 1994-96  
 Matt Knutson ..... 2003  
 Wayne Gandy ..... 2006-07  
 Sam Baker ..... 2008-14  
 Bryce Harris ..... 2015

## 73

Errol Linden ..... 1966-68  
 Randy Winkler ..... 1968  
 David Cahill ..... 1969  
 Phil McKinnely ..... 1976-80  
 Mike Simeta ..... 1983  
 Gary Burley ..... 1984  
 Leonard Mitchell ..... 1987-88  
 Mitch Willis ..... 1988  
 John Washington ..... 1992  
 Ernie Logan ..... 1993

# ALL-TIME JERSEY NUMBERS

Dunstan Anderson .....1994  
 Ethan Brooks .....1996  
 Dave Kadela .....2001  
 Dwayne Morgan .....2003  
 Steve Herndon.....2004  
 Harvey Dahl .....2007-10  
 Kirk Chambers.....2011  
 Ryan Schraeder .....2013-17

## 74

Karl Rubke .....1966-67  
 Art Strahan .....1968  
 Bill Sabatino .....1969  
 Jim Sullivan .....1970  
 Mike Tilleman .....1973-76  
 Wilson Faumuina .....1977-81  
 Mike Pitts .....1983-86  
 Chuck Herman .....1980  
 John Scully.....1981-88, 1990  
 Robbie Tobeck .....1993-99  
 Tory Epps .....1990-92  
 Jeff Zgonina .....1996  
 Ephraim Salaam .....1998-2001  
 Todd Weiner .....2002-08  
 Will Svitek .....2009-12  
 Terren Jones.....2013-14  
 Reid Fragel .....2014  
 Joey Mbu .....2015  
 Ty Sambrailo .....2017

## 75

Ed Cook .....1966-67  
 George Kunz .....1969-74  
 Jeff Merrow .....1975-83  
 Roy Harris .....1984-85  
 Tony Casillas .....1986-90  
 Chris Hinton .....1991-93  
 Irv Eatman .....1994  
 Lincoln Kennedy .....1995  
 Shane Dronett .....1997-2002  
 Rod Coleman .....2004-07  
 Simon Fraser .....2008  
 Garrett Reynolds.....2009-13  
 Jon Asamoah.....2014  
 Jake Long .....2015  
 Jamil Douglas .....2017

## 76

Guy Reese .....1966  
 Jim Gia Garcia .....1968  
 Mike Gann .....1985-93  
 Antone Davis .....1997  
 Jose Portilla .....1998-99  
 Chris Banks .....2000-01

Kevin Shaffer .....2002-05  
 Quinn Ojinnaka .....2006-09  
 Lamar Holmes.....2012-14  
 Tyler Polumbus.....2015  
 Tom Compton.....2016

## 77

Chuck Sieminski .....1966-67  
 Bruce Bosley .....1969  
 Rosie Manning .....1972-75  
 Ron East .....1976  
 Edgar Fields .....1977-80  
 Doug Rodgers .....1982  
 Rick Bryan .....1984-92  
 Matt Willig .....1997  
 Pellom McDaniels .....1999-00  
 Ronald Flemons .....2002  
 Tyson Clabo .....2006-12  
 Sean Locklear.....2013  
 Ra'Shede Hageman.....2014-16

## 78

Rich Koeper .....1966  
 Jerry Shay .....1968-69  
 Greg Marx .....1973  
 Roy Hilton .....1975  
 Bill Windauer .....1976  
 Mike Kenn .....1978-94

## 79

Carlton Dabney .....1968  
 Cleo Walker .....1971  
 Chuck Walker .....1971-75  
 Jeff Yeates .....1976-84  
 Bill Fralic .....1985-91  
 Dave Widell .....1998  
 Henry Taylor .....2000  
 Ronald Flemons .....2001  
 Ryan Watson .....2002  
 Barry Stokes.....2005  
 Renardo Foster .....2007  
 Mike Johnson .....2010-14  
 Ahtyba Rubin.....2017

## 80

Gary Barnes .....1966-67  
 Bob Jones .....1969  
 Todd Snyder .....1970-72  
 Louis Neal .....1973-74  
 Karl Farmer .....1976-77  
 Bob Long .....1980  
 Junior Miller .....1980-83  
 Mike Landrum .....1984  
 Andre Rison .....1990-94

Tyrone Brown .....1995-96  
 Tony Martin .....1998  
 Chris Calloway .....1999  
 Eugene Baker .....2000  
 Willie Jackson .....2002  
 Terrence Edwards .....2003  
 Eric Beverly .....2004-06  
 Courtney Anderson .....2007  
 Marty Booker .....2009  
 Kerry Meier .....2010-12  
 Levine Toilolo .....2013-17

## 81

Ralph Smith .....1969  
 Wes Chesson .....1971-73  
 Gerald Tinker .....1974-75  
 Bob Adams .....1976  
 Dennis Pearson .....1978-79  
 Billy Johnson .....1982-87  
 Michael Haynes .....1988-93  
 Terance Mathis .....1994-01  
 Trevor Gaylor .....2002  
 Peerless Price.....2003-04  
 Adam Jennings.....2006-08  
 Marcus Pollard .....2008  
 Michael Palmer .....2010-12  
 Tony Moeaki .....2015  
 Austin Hooper.....2016-17

## 82

Bob Sherlag .....1966  
 Bob Lee .....1969  
 Ken Burrow .....1971-75  
 Billy Ryckman .....1977-79  
 Stacey Bailey.....1982-90  
 Jason Phillips .....1991-93  
 Leonard Harris .....1994  
 Michael Haynes .....1997  
 Ronnie Harris .....1998-99  
 Mareno Philyaw .....2000  
 Darrin Chiaverini .....2002  
 LaTarence Dunbar .....2003  
 Jerome Pathon .....2005  
 Joe Zelenka .....2009-11  
 Mickey Shuler .....2015  
 Joshua Perkins.....2016

## 83

Tom Hutchinson .....1966  
 Larry Mialik .....1972-74  
 James Wright .....1978-79  
 Floyd Hodge .....1982-84  
 Aubrey Matthews .....1986-88  
 Tony Jones .....1992



# ALL-TIME JERSEY NUMBERS

Ricky Sanders .....1994-95  
 Tim Dwight .....1998-00  
 Alge Crumpler .....2001-07  
 Harry Douglas .....2008-14  
 Jacob Tamme.....2015-16

## 84

Vern Burke.....1966  
 Mike Donohoe .....1968, 1970-71  
 Thomas Geredine .....1973-74  
 Alfred Jenkins .....1975-83  
 Sylvester Stamps .....1984-88  
 Joey Jones .....1986  
 James Milling .....1988, 1990  
 Darryl Spencer .....1994  
 Freddie Scott .....1996  
 Mercury Hayes .....1997  
 Rod Monroe .....1998-99  
 Shawn Jefferson.....2000-02  
 Roddy White.....2005-15

## 85

Billy Martin.....1966-67  
 Paul Flatley .....1968-69  
 Ray Poage .....1971  
 Alfred Jackson .....1978-84  
 Anthony Allen .....1985-86  
 Lew Barnes .....1988  
 Shawn Collins .....1989-90  
 Drew Hill .....1992-93  
 David Mims .....1994  
 Roell Preston .....1995-96  
 Brian Kozlowski .....1997-03  
 Dwayne Blakley.....2004-08  
 Jason Rader.....2008-09  
 Andrew Szczerba.....2013  
 Kyle Miller .....2014  
 Leonard Hankerson.....2015  
 Eric Saubert.....2017

## 86

Tommy Tolleson .....1966  
 Jim Mitchell .....1969-79  
 Mike Smith .....1980  
 Ben Young .....1983  
 Perry Tuttle .....1984  
 Floyd Dixon .....1986-91  
 Mitch Lyons .....1993-96  
 Ed Smith .....1997-98  
 Bryan Still .....1999  
 Brian Finneran .....2000-10  
 Chase Coffman .....2012-13  
 Bear Pascoe.....2014  
 D.J. Tialavea .....2016

## 87

Claude Humphrey ..68-74, 76-78  
 Russ Mikeska .....1979-83  
 Cliff Benson .....1984-85  
 Ron Middleton .....1986-87  
 Danzell Lee .....1988-89  
 Gary Wilkins .....1989-90  
 James Milling .....1992  
 Bert Emanuel .....1994-97  
 Jammi German .....1998-00  
 Kahlil Hill .....2002  
 Damon Gibson .....2002  
 Jimmy Farris .....2002-04  
 Romby Bryant.....2005  
 Ashley Lelie.....2006  
 Joe Horn.....2007  
 Justin Peelle .....2008-10  
 Tommy Gallarda.....2012

## 88

Sam Williams .....1966-67  
 Glen Condren .....1969-72  
 Henry Childs .....1974  
 Greg McCrary .....1975-77  
 Lewis Gilbert .....1978-79  
 Clay Brown .....1982  
 Keith Kreple .....1982  
 Arthur Cox .....1983-87  
 Alex Higdon .....1988  
 Troy Sadowski .....1990  
 Harper Le Bel .....1992-96  
 O.J. Santiago .....1997-99  
 Quentin McCord .....2002-03  
 John Lewis .....2003  
 Martrez Milner.....2007-08  
 Tony Gonzalez .....2009-13

## 89

Hugh McInnis .....1966  
 Rich Cas .....1968  
 Randy Marshall.....1970-71  
 Wallace Francis .....1975-81  
 Willie Curran .....1982-84  
 Charlie Brown .....1985-87  
 Jessie Hester .....1988-89  
 George Thomas .....1990-91  
 J.J. Birden .....1995-96  
 Todd Kinchen .....1997-98  
 Reggie Kelly .....1999-02  
 Sean Brewer .....2003  
 Dez White .....2004-05  
 Ben Hartsock .....2008  
 Keith Zinger .....2009  
 Reggie Kelly.....2011

Bernard Reedy .....2014

## 90

Chuck Smith .....1992-99  
 Ron Moore .....2001  
 Will Overstreet .....2002-03  
 Grady Jackson .....2006-08  
 Lawrence Sidbury .....2009-12  
 Stansly Maponga.....2013-14  
 Derrick Shelby .....2016-17

## 91

Aaron Brown .....1986-87  
 John Burrough .....1995-98  
 Ben Huff .....1999  
 Brady Smith .....2000-05  
 Paul Carrington .....2006  
 Corey Peters.....2010-14  
 Courtney Upshaw.....2016-17

## 92

Ronnie Washington .....1985  
 George Yarno .....1988-89  
 Lester Archambeau.....1993-99  
 Reggie McGrew .....2002  
 Terrence Robinson.....2003  
 Karon Riley .....2004  
 Chauncey Davis .....2005-10  
 Travian Robertson .....2012-13  
 Ricky Heimuli .....2014

## 93

Aundray Bruce .....1988-91  
 Dan Owens .....1996-97  
 Shawn Swayda .....1998-01  
 Sam Rogers .....2002  
 Raymond House .....2003  
 Junior Glymph.....2004-05  
 Tim Anderson.....2007  
 Thomas Johnson.....2009-10  
 Ray Edwards .....2011  
 Malliciah Goodman .....2013-15  
 Dwight Freeney.....2016  
 Taniela Tupou.....2017

## 94

Charles Martin .....1988  
 Henri Crockett .....1997-01  
 James Cotton .....2003  
 Chad Lavalais .....2004-05  
 Josh Mallard .....2006  
 Kindal Moorehead.....2008  
 Peria Jerry.....2009-13  
 Jonathan Massaquoi.....2014

## ALL-TIME JERSEY NUMBERS

Tyson Jackson.....2015-16  
Joe Vellano ..... 2017

### 95

Michael Reid .....1987-92  
Pierce Holt ..... 1993-95  
Esera Tuaolo ..... 1998  
Ed Jasper ..... 1999-2004  
Jonathan Babineaux ..... 2005-16  
Jack Crawford..... 2017

### 96

Johnnie Taylor .....1984-86  
Rich Kraynak ..... 1987  
Reggie Camp ..... 1988  
Todd Kelly ..... 1996  
Dan Sharp ..... 1987  
Gary Wilkins .....1988-89  
Anthony Pleasant ..... 1997

Antonio Edwards .....1998  
Chris White .....2000  
Antwan Lake ..... 2004-05  
Montavious Stanley ..... 2007  
Jonathan Massaquoi.....2012-13  
Paul Soliai ..... 2014-15

### 97

Jumpy Geathers .....1993-95  
Cornelius Bennett .....1996-98  
Patrick Kerney .....1999-06  
Trey Lewis..... 2007-10  
Carlton Powell .....2011  
Grady Jarrett.....2015-17

### 98

Greg Brown ..... 1987-88  
Travis Hall .....1995-04  
Ike Reese ..... 2005-06

Jamaal Anderson..... 2007-10  
Cliff Matthews ..... 2011-14,16  
Takk McKinley..... 2017

### 99

Tim Green .....1986-93  
Darryl Talley ..... 1995  
Nathan Davis ..... 1997  
Chuck Wiley ..... 2000-02  
Demetris Veal..... 2003  
Khaleed Vaughn.....2004  
Tommy Jackson.....2006  
Derrick Jones.....2007  
Jason Jefferson.....2008  
Vance Walker ..... 2009-12  
Tyson Jackson.....2014  
Adrian Clayborn.....2015-17

# DRAFT CHOICE BY YEAR

## 1966

- Tommy Nobis, LB (1) ..... Texas
- Randy Johnson, QB (15) ..... Texas A&I
- Nick Rassas, S ..... Notre Dame
- Jerry Jones, T ..... Bowling Green
- Mike Dennis, RB ..... Mississippi
- Phil Sheridan, TE ..... Notre Dame
- Ken Reaves, CB ..... Norfolk State
- Bill Asbury, RB ..... Kent State
- Bill Wolski, RB ..... Notre Dame
- Martin Kahn, T ..... N. Texas State
- Charlie Casey, WR ..... Florida
- Bill Johnson, RB ..... Suwanee
- Bill Goss, LB ..... Tulane
- Bob Sanders, C ..... N. Texas State
- Mike Bender, G ..... Arkansas
- Steve Sloan, QB ..... Alabama
- Ken Hollister, T ..... Indiana
- Bob Collins, T ..... South Carolina
- Steve Ecker, P ..... Shippensburg St.
- Tommy Tolleson, WR ..... Alabama
- Jim Vining, G ..... Rice
- Lurley Archambeau, C ..... Toledo
- Doug Korver, C ..... State Col. of Iowa
- Walt Mainer, CB-S ..... Xavier
- Bob Riggie, S ..... Penn. State

## 1967

- Choice traded to San Francisco*
- Leo Carroll, DE (31) ..... San Diego State
- Jimmy Jordan, RB ..... Florida
- Choice traded to Cleveland*
- Bill Delaney, TE ..... Amer. Internat'l.
- Randy Matson, DE ..... TX. A&M (from S.F.)
- Choice traded to Baltimore*
- Gene Snipes, WR ..... Elizabeth City (from Los Angeles)
- Martine Bercher, CB-S ..... Arkansas (from Baltimore)
- Corey Colehour, QB ..... North Dakota
- Choice traded to Washington*
- Bob Moten, WR ..... Bishop, Tex.
- Dick Schafroth, T ..... Iowa
- John Walker, LB ..... Jackson State
- Bill Gentry, LB ..... North Carolina St.
- Sandor Szabo, K ..... Ithaca
- Tom Bryan, RB ..... Auburn
- Al Nicholas, RB ..... Sacramento State
- Larry Chester, CB-S ..... Allen
- Bill Buckner, QB ..... Delta State

## 1968

- Claude Humphrey, DE (3) ..... Tenn. St.
- Carlton Dabney, DT ..... Morgan State

- John Wright, WR ..... Illinois (from Green Bay through Los Angeles)
- Choice traded to Chicago*
- Choice traded to St. Louis*
- Choice traded to Washington*
- Jim Hagle, RB ..... So. Methodist
- Joe Wynns, CB-S ..... S. Carolina State (from Pittsburgh)
- Rick Eber, WR ..... Tulsa (from Bal.)
- Choice traded to Minnesota*
- Ray Jeffords, TE ..... Georgia
- Henry Holland, C ..... No. Texas State
- Mike Tomasini, DT ..... Colorado State
- Greg Brezina, LB ..... Houston
- A.J. Vaughan, RB ..... Wayne State
- Bill Harris, RB ..... Colorado
- Joe Polk, RB ..... Livingstone, N.C.
- Don Bean, WR ..... Houston
- Roy Hall, T ..... San Jose State
- Jim Schmidt, CB-S ..... San Francisco

## 1969

- George Kunz, T (2) ..... Notre Dame
- Paul Gipson, RB ..... Houston
- Malcolm Snider, G ..... Stanford
- Jon Sandstrom, G ..... Oregon State (from N.Y. Giants through Los Angeles)
- Jim Mitchell, TE ..... Prairie View
- Dicky Lyons, RB ..... Kentucky (from Balt)
- Choice traded to Minnesota*
- Tony Pleviak, DT ..... Illinois (from Dallas through Baltimore)
- Choice traded to Los Angeles*
- Wally Oyler, CB-S ..... Louisville (from Det.)
- Dick Enderle, G ..... Minnesota
- Ted Cottrell, LB ..... Delaw. Valley (from Det)
- Jim Callahan, WR ..... Temple
- Choice traded to Baltimore*
- Jeff Staniel, RB ..... Miss. Valley
- Jeff Van Note, C ..... Kentucky
- Denver Samples, DE ..... Texas-El Paso
- Harry Carpenter, G ..... Tennessee State
- Billy Hunt, CB-S ..... Kansas
- Jim Weatherford, S ..... Tennessee
- Ed Hughes, RB ..... Texas Southern
- Paul Williams, WR ..... California
- Oscar Jenkins, CB ..... Virginia Union
- Larry Butler, LB ..... Stanford
- Bill Holland, RB ..... So. California

# DRAFT CHOICE BY YEAR

## 1970

1. John Small, LB (12).....Citadel
2. Art Malone, RB..... Arizona State
3. Andy Maurer, G..... Oregon  
Todd Synder, WR..... Ohio  
(from NYG)
4. Paul Reed, T..... Johnson C. Smith  
(from PHI)  
*Choice traded to St. Louis*  
Bruce Van Ness, RB.....Rutgers  
(from Philadelphia through N.Y. Giants)  
Ken Mendenhall, C..... Oklahoma
6. Mack Herron, RB.....Kansas State  
Jade Butcher, WR..... Indiana  
(from Wash)  
Randy Marshall, DE.....Linfield (from LA)
7. *Choice traded to Los Angeles*  
Gary Orcutt, WR.....S. Cal. (from NYG)
8. Larry Brewer, TE..... Louisiana Tech  
(from NYG)  
Seth Miller, S..... Arizona State
9. Roy Robinson, CB-S.....Montana
10. Jim Hatcher, CB-S.....Kansas
11. Mike Brunson, WR-RB..... Arizona State
12. Lonnie Holton, RB.....N. Michigan
13. Rick Stepanek, DT..... Iowa
14. Chuck Wald, WR.....No. Dakota State
15. Keith Mauney, CB-S.....Princeton
16. Steve Parnell, WR.....Massachusetts
17. Bill Bell, K.....Kansas

## 1971

1. Joe Profit, RB (7)..... N.E. Louisiana
2. Ken Burrow, WR.....San Diego State
3. Leo Hart, QB.....Duke
4. Mike Potchad, DT.....Pittsburg State
5. Ray Jarvis, WR.....Norfolk State
6. Tom Hayes, CB.....San Diego State  
Ray Brown, S.....West Texas St.  
(from NYG)
7. Wes Chesson, WR.....Duke
8. Dennis Havig, G.....Colorado
9. Alvin Griffin, WR..... Tuskegee
10. Faddie Tillman, DE..... Boise State
11. Larry Shears, CB-S.....Lincoln, Mo.
12. Ronny Lowe, WR.....Fort Valley State
13. Dan Crooks, CB-S.....Wisconsin
14. Deryl Comer, TE..... Texas
15. Wallace Clark, RB..... Auburn
16. Lindsey James, RB/TE.....San Diego St.
17. Willie Martin, RB.....Johnson C. Smith

## 1972

1. Clarence Ellis, S (15).....Notre Dame

2. Pat Sullivan, QB.....Auburn  
(from Philadelphia through Detroit)  
Steve Okoniewski, T.....Montana  
(from Det.)  
Roosevelt Manning, DT..... N.E. Okla.
3. Les Goodman, RB..... Yankton, S.D.
4. Andy Howard, DT..... Grambling
5. Bill Taylor, RB.....Mich. (from Buff)  
Ralph Cindrich, LB.....Pittsburgh  
Mike Perfetti, P-S.....Minnesota  
(from New England through N.Y. Giants)
6. Fred Riley, WR.....Idaho  
(choice reacquired from New Orleans)
7. Lance Moon, RB.....Wisconsin
8. Hank Brandon, RB.....Southern U.
9. Ray Easterling, S.....Richmond
10. *Choice traded to St. Louis*  
Jack Phillips, WR.....Grambling
12. Larry Mialik, TE.....Wisconsin
13. Henry Sovio, TE.....Hawaii
14. Tom Chandler, LB.....Minnesota
15. Oscar Jenkins, CB.....Virginia Union
16. Larry Butler, LB.....Stanford
17. Bill Holland, RB.....So. California

## 1973

1. *Choice traded to Houston*
2. Greg Marx, DT (39).....Notre Dame
3. *Choice traded to San Diego through Oakland*  
Thomas Geredine, WR.....N.E. Mo. State
5. *Choice traded to Washington*  
Nick Bebout, T.....Wyoming
7. George Campbell, CB..... Iowa St.
8. Tom Reed, G..... Arkansas
9. Russ Ingram, C..... Tex. Tech
10. Nick Mike-Mayer, K..... Temple
11. Byron Buelow, DB..... LaCrosse, Wis.
12. Mike Samples, DT..... Drake
13. Chris Stecher, T..... Claremont-Mud.
14. John Madeya, QB.....Louisville
15. Tom Gage, DB.....Lamar Tech
16. Rufus Ferguson, RB.....Wisconsin
17. Jim Hodge, WR..... Arkansas

## 1974

1. *Traded choice and quarterback Bob Berry to Minnesota for veterans Bob Lee, a quarterback, and linebacker Lonnie Warwick.*  
Gerald Tinker, WR (44)..... Kent State
3. Kim McQuilken, QB.....Lehigh
- Maurice Spencer, DB.....N. Carolin. Cen.
4. Vince Kendrick, RB.....Florida
5. Henry Childs, TE.....Kansas State  
Monroe Eley, RB.....Ariz. State

# DRAFT CHOICE BY YEAR

6. Doyle Orange, RB..... Southern Miss.
7. James Cooder, T..... Michigan
8. **Choice to Green Bay through New Orleans**
9. Larry Bailey, DT..... Pacific
10. Paul Ryczek, C..... Virginia
11. Eddie Wilson, WR..... Albany State
12. Vic Koegel, LB..... Ohio State
13. Ralph Powell, RB..... Nebraska
14. John Givens, G..... Villanova
15. Willie Jones, WR..... Iowa State
16. Sylvester McGee, RB..... Rhode Island
17. Al Davis, G/T..... Boise State

## 1975

1. Steve Bartkowski, QB (1)..... California
2. Ralph Ortega, LB..... Florida
3. Woody Thompson, RB..... Miami
4. John Nessel, G..... Penn. State
5. Greg McCrary, TE..... Clark
6. Fulton Kuykendall, LB..... UCLA
7. Doug Payton, G..... Colorado
8. Mike Esposito, RB..... Boston College
9. Brent Adams, T..... U. Tenn./C'nooga
10. Brad Davis, RB..... LSU
11. Marshall Mills, WR..... West Virginia
12. Jeff Merrow, DT..... West Virginia
13. Alonza Pickett, T..... Texas Southern
14. Carl Russ, LB..... Michigan
15. Steve Robinson, DT..... Tuskegee
16. Jimmy Robinson, WR..... Georgia Tech
17. Steve Knutson, G..... Southern Cal.
18. Mitch Anderson, QB..... Northwestern

## 1976

1. Bubba Bean, RB (9)..... Texas A&M
2. Sonny Collins, RB..... Kentucky
3. Dave Scott, T..... Kansas
4. Walt Brett, DE..... Montana
5. Traded to Minnesota
6. Stan Varner, DT..... Brigham Young
7. Karl Farmer, WR..... Pittsburgh
8. Frank Reed, DB..... Washington
9. Phil McKinnely, T..... UCLA
10. **No Selection**
11. Chuck Brislin, T..... Mississippi State
12. Pat Bolton, K..... Montana State
13. Mike Williams, T..... Florida
14. Mark Husfloen, DE..... Washington St.
15. Ron Olson, DB..... Washington
16. Pat Curto, LB..... Ohio State
17. Tony Green, DB..... Texas Tech

## 1977

1. Warren Byrant, T (6)..... Kentucky

2. Wilson Faumuina, DT (20)..... San Jose State
3. R.C. Thielemann, G-C..... Arkansas
4. Edgar Fields, DT-DE..... Texas A&M
5. Allan Leavitt, KS..... Georgia
6. Shelton Diggs, WR..... So. California
7. Keith Jenkins, DB..... Cincinnati
8. **No selection**
9. Walter Packer, WR..... Mississippi State
10. John Maxwell, T..... Boston College
11. Robert Speer, DE..... Arkansas State
12. Billy Ryckman, WR..... Louisiana Tech
13. Dave Farmer, RB..... Southern Cal.
14. Don Parrish, DE..... Pittsburgh

## 1978

1. Mike Kenn, T (13)..... Michigan
2. Steve Stewart, LB..... Minnesota
3. Stan Waldemore, G..... Nebraska
4. Brian Cabral, LB..... Colorado
5. Dennis Pearson, WR..... San Diego St.
6. Rodney Parker, WR..... Tennessee St.
7. Alfred Jackson, WR..... Texas
8. James Wright, TE..... Texas Christian
9. David Adkins, LB..... Ohio St.
10. David Williams, DB..... Tenn.-Martin
11. Tom Pridemore, DB..... West Virginia
12. Ricky Patton, RB..... Jackson St.
13. Ray Strong, RB..... Nev. Las Vegas
14. Milton "Scooter" Reed, DB..... Baylor
15. Daria Butler, LB..... Oklahoma St.

## 1979

1. Don Smith, DE (17)..... Miami
2. Pat Howell, G..... Southern Cal.
3. James Mayberry, RB..... Colorado
4. William Andrews, RB..... Auburn
5. Lynn Cain, RB..... Southern Cal.
6. Charles Johnson, DB..... Grambling
7. Mike Zele, DT..... Kent State
8. Mike Moroski, QB..... Cal-Davis
9. Roger Westlund, T..... Washington
10. Keith Miller, LB..... NE Oklahoma
11. Dave Parkin, DB..... Utah State
12. Bruce Beekley, LB..... Oregon
13. Bill Leer, C..... Colorado St.
14. Stuart Walker, LB..... Colorado

## 1980

1. Junior Miller, TE (7)..... Nebraska
2. Buddy Curry, LB..... North Carolina
3. Earl Jones, CB..... Norfolk State
4. Jim Laughlin, LB..... Ohio State
5. I.M. Hipp, RB..... Nebraska
6. Brad Vassar, LB..... Pacific

# DRAFT CHOICE BY YEAR

- Kenny Johnson, DB.....Mississippi State
- 6. Mike Davis, DB.....Colorado
- 7. Mike Smith, WR.....Grambling
- 8. Al Richardson, LB.....Georgia Tech
- 9. Glen Keller, C.....West Texas State
- 10. Walt Bellamy, DB.....V.M.I.
- 11. Mike Babb, DB.....Oklahoma
- 12. Quinn Jones, RB.....Tulsa

## 1981

- 1. Bobby Butler, CB (25).....Florida State
- 2. Lyman White, LB.....Louisiana State
- 3. Scott Woerner, DB.....Georgia
- 4. John Scully, C.....Notre Dame
- 5. Eric Sanders, T.....Nevada-Reno
- 6. Harry Stanback, DT.....North Carolina
- 7. Matthew Teague, DE.....Prairie View
- 8. Cliff Toney, DC.....Auburn
- 9. Calvin Fance, RB.....Rice
- 10. Robert Murphy, S.....Ohio State
- 11. Keith Chappelle, WR.....Iowa
- 12. Mark McCants, S.....Temple

## 1982

- 1. Gerald Riggs, RB (9).....Arizona State
- 2. Doug Rogers, DE.....Stanford
- 3. Stacey Bailey, WR.....San Jose State
- 4. Reggie Brown, RB.....Oregon
- 5. Von Mansfield, DB.....Wisconsin
- 6. Mike Kelley, QB.....Georgia Tech
- 7. David Toloumu, RB.....Hawaii
- 8. Ricky Eberhart, DB.....Morris Brown
- 9. Mike Horan, P.....Cal St.-Long Bch.
- 10. Curtis Stowers, LB.....Mississippi State
- 11. Jeff Keller, WR.....Washington St.
- 12. Dave Levenick, LB.....Wisconsin

## 1983

- 1. Mike Pitts, DE (16).....Alabama
- 2. James Britt, DB.....LSU
- 3. Andrew Provence, DT.....South Carolina
- 4. John Harper, LB.....Southern Illinois
- 5. Brett Miller, T.....Iowa
- 6. Anthony Allen, WR.....Washington
- 7. Jeff Turk, DB.....Boise State
- 8. John Rade, LB.....Boise State
- 9. Traded to Baltimore
- 10. Ralph Giacomarro, P.....Penn State
- 11. John Salley, DB.....Wyoming
- 12. Allama Matthews, TE.....Vanderbilt

## 1984

- 1. Rick Bryan, DT (9).....Oklahoma
- 2. Scott Case, S.....Oklahoma

- Thomas Benson, LB.....Oklahoma
- 3. Rodney McSwain, DB.....Clemson
- 4. Rydell Malancon, LB.....LSU
- 5. Cliff Benson, TE.....Purdue
- 6. Ben Bennett, QB.....Duke
- 7. Dan Ralph, DT.....Oregon
- 8. Kirk Dodge, LB.....Nev. Las Vegas
- 9. Jeff Jackson, LB.....Auburn
- 10. Glenn Howe, T.....Southern Miss.
- 11. Derrick Franklin, DB.....Fresno State
- 12. Tommy Norman, WR.....Jackson State
- Don Holmes, WR.....Colorado

## SUPPLEMENTAL DRAFT - JUNE 5, 1984

- 1. Joey Jones, WR (9).....Alabama Birm.
- 2. Mike McInnis, DT.....Ark-Pine Bluff
- 3. Dennis Woodberry, DB.....Southern Arkans.

## 1985

- 1. Bill Fralic, T (2).....Pittsburgh
- 2. Mike Gann, DE.....Notre Dame
- 3. *Choice traded to Minnesota*
- 4. Emile Harry, WR.....Stanford
- 5. *Choice traded to St. Louis*
- 6. Reggie Pleasant, CB.....Clemson
- 7. *Choice traded to Cincinnati*
- 8. Ashley Lee, S.....Virginia Tech
- 9. Ronnie Washington, LB.....N.E. Louisiana
- 10. Micah Moon, LB.....North Carolina
- 11. Brent Martin, C.....Stanford
- 12. John Ayres, CB.....Illinois
- Ken Whisenhunt, TE.....Georgia Tech

## 1986

- 1a. Tony Casillas, NT (2).....Oklahoma
- 1b. Tim Green, LB (17).....Syracuse
- 2. *Traded to Washington in '85 for LB in '86*
- 3. *Traded earlier for QB Turk Schonert*
- 4. *Traded to L.A. Raiders for Bret Clark, S Nebraska*
- 5. *Traded to Philadelphia for LB Joel Williams*
- 6a. Floyd Dixon, WR.....Stephen F. Aust.
- 6b. Keith Williams, RN.....Missouri
- 7. *Traded earlier to Phil. for LB Reggie Wilkes*
- 8. Kevin Hudgens, DT.....Idaho State
- 9. Kevin Starks, TE.....Minnesota
- 10. Tony Baker, RB.....East Carolina
- 11. Chris Hegg, QB.....Missouri
- 12. Steve Griffin, WR.....Purdue

## 1987

- 1. Chris Miller, QB (12).....Oregon
- 2. Kenny Flowers, RB.....Clemson
- 3. *Choice traded to Green Bay*
- 4. Ralph Van Dyke, T.....Southern Illinois

# DRAFT CHOICE BY YEAR

5. Mark Mraz, DE..... Utah State
6. Paul Kiser, G..... Wake Forest
7. Michael Reid, LB..... Wisconsin
8. Curtis Taliaferro, LB..... Virginia Tech
9. Terrence Anthony, CB..... Iowa State
10. Jerry Reese, TE..... Illinois
11. Elbert Shelley, S..... Arkansas State
12. Larry Emery, RB..... Wisconsin

## 1988

1. Aundray Bruce, LB (1)..... Auburn
2. Marcus Cotton, LB..... Southern Cal.
3. Alex Higdon, TE..... Ohio State
4. *Choice traded to Philadelphia*
5. Charles Dimry, DB..... Nev.-Las Vegas
- 6a. George Thomas, WR..... Nev.-Las Vegas
- 6b. Houston Hoover, G..... Jackson State
7. Michael Haynes, WR..... N. Arizona
8. Phillip Brown, LB..... Alabama
9. James Primus, RB..... UCLA
10. Stan Clayton, T..... Penn State
11. James Milling, WR..... Maryland
12. Carter Wiley, S..... Virginia Tech

## 1989

- 1a. Deion Sanders, CB (5)..... Florida State
- 1b. Shawn Collins, WR (27)..... Northern Arizona
2. Ralph Norwood, T..... Louisiana State
3. Keith Jones, RB..... Illinois
4. *Choice traded to Cincinnati*
5. *Choice traded to LA Raiders*
6. Troy Sadowski, TE..... Georgia
7. Undra Johnson, RB..... West Virginia
8. Paul Singer, QB..... Western Illinois
9. Chris Dunn, LB..... Cal-Poly SLO
10. *Choice traded to Cincinnati*
11. Greg Paterra, RB..... Slippery Rock
12. Tony Bowick, NT..... U. Tenn./Chatt.

## 1990

1. Steve Broussard, RB (20)..... Washington St.
2. Darion Conner, LB..... Jackson State
3. Oliver Barnett, DL..... Kentucky
4. Reggie Redding, T..... Cal St.-Fullerton
5. Mike Pringle, RB..... Cal St.-Fullerton
6. Tory Epps, NT..... Memphis State
7. Darrell Jordon, LB..... Northern Arizona
8. Donnie Salum, LB..... Arizona
9. Chris Ellison, S..... Houston
10. Shawn McCarthy, S..... Purdue

## 1991

- 1a. Bruce Pickens, CB (3)..... Nebraska
- 1b. Mike Pritchard, WR (13)..... Colorado

2. Brett Favre, QB..... Southern Miss.
3. *Choice traded to Miami*
4. Moe Gardner, NT..... Illinois
5. James Goode, LB..... Oklahoma
6. Erric Pegram, RB..... N. Texas St
- 7a. Brian Mitchell, DB..... BYU
- 7b. Mark Tucker, C..... USC
8. Randy Austin, TE..... UCLA
9. Ernie Logan, DE..... East Carolina
- 10a. Walter Sutton, WR..... S.W. Minnesota
- 10b. Pete Lucas, T..... Stevens Pt., Wis
11. Joe Sims, NT..... Nebraska
12. Bob Christain, RB..... Northwestern

## 1992

- 1a. Bob Whitfield, OT (8<sup>th</sup>)..... Stanford
- 1b. Tony Smith, RB..... So. Mississippi
2. Chuck Smith, DE..... Tennessee
3. Howard Dinkins, LB..... Florida State
4. Frankie Smith, CB..... Baylor
5. *Choice traded to San Diego*
6. Terry Ray, S..... Oklahoma
7. Tim Paulk, LB..... Florida
- 8a. Derrick Moore, RB..... N.E. St. Oklahom.
- 8b. Reggie Dwight, TE..... Troy State
9. Keith Alex, T-G..... Texas A&M
10. Darryl Hardy, LB..... Tennessee
11. Robin Jones, DE..... Baylor

## 1993

1. Lincoln Kennedy, G-T (9<sup>th</sup>)..... Washington
2. Roger Harper, S..... Ohio State
3. Harold Alexander, P..... Appalachian St.
4. *Choice traded to Green Bay*
5. Ron George, LB..... Stanford
6. Mitch Lyon, TE..... Michigan State
7. Darnell Walker, CB..... Oklahoma
8. Shannon Baker, WR..... Florida State

## 1994

1. *Traded No. 1 Pick (7th overall), No. 3 Pick (83rd overall), and a conditional 1996 Pick (#2) to Indianapolis for QB Jeff George.*
2. Bert Emanuel, WR..... Rice
- 3a. Anthony Phillips, CB..... Texas A&I
- 3b. Alai Kalaniuvavu, G..... Oregon State
- 4a. Perry Klein, QB..... C.W. Post
- 4b. Mitch Davis, LB..... Georgia
5. Harrison Houston, WR..... Florida
6. *Traded Pick to LA Raiders for RB Eric Dickerson*
7. Jamal Anderson, FB..... Utah

## 1995

1. *Trade No. 1 Picks with Cleveland (10 for 26) to acquire Eric Metcalf*

# DRAFT CHOICE BY YEAR

1. Devin Bush, S (26<sup>th</sup>)..... Florida State
2. Ron Davis, CB ..... Tennessee
3. Lorenzo Styles, LB ..... Ohio State
4. *Traded to Dallas to move up 5 places in Rd 2*
5. Roell Preston, WR ..... Mississippi
6. Juran Bolden, DE ..... BYU
7. John Burrough, DT ..... Wyoming

## 1996

1. *Traded to Indianapolis in '94 (for Jeff George)*
2. *Traded to Oakland for S Patrick Bates*
3. Shannon Brown, DT ..... Alabama
- 4a. Richard Huntley, RB ..... Winston-Salem
- 4b. Juran Bolden, CB ..... Mississippi St.
5. *Traded to Cleveland in '95 for Gene Williams*
5. Gary Bandy, DE ..... Baylor
6. Craig Sauer, LB ..... Minnesota
7. Ethan Brooks, T ..... Williams (MA)

## 1997

1. Michael Booker, CB (11<sup>th</sup>) ..... Nebraska
  2. Nathan Davis, DT ..... Indiana
  - 2b. Byron Hanspard, RB ..... Texas Tech
  3. O.J. Santiago, TE ..... Kent State
  4. Henri Crockett, LB ..... Florida State
  5. Marcus Wimberly, S ..... Miami
  6. Calvin Collins, C ..... Texas A&M
  - 7a. Tony Graziani, QB ..... Oregon
  - 7b. Chris Bayne, S ..... Fresno State
- Also acquired Chis Chandler from Oilers for 4th and 6th-round draft picks*

## 1998

1. Keith Brooking, LB (12<sup>th</sup>)..... Georgia Tech
2. Bob Hallen, C/G ..... Kent State
3. Jammi German, WR ..... Miami
- 4a. Omar Brown, S ..... North Carolina
- 4b. Tim Dwight, WR/KR ..... Iowa
6. Elijah Williams, CB ..... Florida
- 7a. Ephraim Salaam, T ..... San Diego State
- 7b. Ken Oxendine, RB ..... Virginia Tech
- 7c. Henry Slay, DT ..... West Virginia

## 1999

1. Patrick Kerney, DE (30<sup>th</sup>) ..... Virginia
2. Reggie Kelly, TE ..... Mississippi State
3. Jeff Paulk, FB ..... Arizona State
4. John Dale Carty, SS ..... Utah State
5. Eugene Baker, WR ..... Kent
- 6a. Jeff Kelly, LB ..... Kansas State
- 6b. Eric Thigpen, FS ..... Iowa
- 7a. Todd McClure, C ..... LSU
- 7b. Rondel Menendez, WR ..... Eastern Kentucky

## 2000

1. *Traded to Baltimore in '99 for second round pick in '99 (for TE Reggie Kelly)*
2. Travis Claridge, OT ..... USC
3. Mark Simoneau, LB ..... Kansas State
4. Michael Thompson, OT ..... Tennessee St.
5. Anthony Midget, CB ..... Virginia Tech
6. Mareno Philyaw, WR ..... Troy State
7. Darrick Vaughn, CB ..... Southwest Texas

## 2001

1. Michael Vick, QB (1<sup>st</sup>) ..... Virginia Tech
2. Alge Crumpler, TE ..... North Carolina
4. Roberto Garza, G ..... Tex. A&M, Kings.
4. Matt Stewart, LB ..... Vanderbilt
5. Vinny Sutherland, WR ..... Purdue
6. Randy Garner, DE ..... Arkansas
7. Corey Hall, S ..... Appalachian St.
7. Kynan Forney, T ..... Hawaii
7. Ronald Flemmons, DE ..... Texas A&M
7. Quentin McCord, WR ..... Kentucky

## 2002

1. T.J. Duckett, RB (18<sup>th</sup>) ..... Michigan State
3. Will Overstreet, DE ..... Tennessee
4. Martin Bibla, G ..... Miami
- 5a. Kevin McCadam, S ..... Virginia Tech
- 5b. Kurt Kittner, QB ..... Illinois
6. Kahlil Hill, WR ..... Iowa
- 7a. Michael Coleman, WR ..... Widener
- 7b. Kevin Shaffer, T ..... Tulsa

## 2003

1. *Traded to Buffalo in '03 (Peerless Price)*
2. Bryan Scott, CB ..... Penn State
4. Justin Griffith, FB ..... Mississippi State
5. Jon Olinger, WR ..... Cincinnati
- 6a. LaTarence Dunbar, WR ..... TCU
- 6b. Waive Bacon, SS ..... Alabama
7. Demetris Veal, DE ..... Tennessee

## 2004

- 1a. DeAngelo Hall, CB (8<sup>th</sup>) ..... Virginia Tech
- 1b. Michael Jenkins, WR (29<sup>th</sup>) ..... Ohio State
3. Matt Schaub, QB ..... Virginia
4. Demorrio Williams, LB ..... Nebraska
5. Chad Lavalais, DT ..... LSU
6. Etric Pruitt, S ..... Southern Miss
7. Quincy Wilson, RB ..... West Virginia

## 2005

1. Roddy White, WR (27<sup>th</sup>) ..... UAB
2. Jonathan Babineaux, DT ..... Iowa
3. Jordan Beck, LB ..... Cal-Poly/SLO



# DRAFT CHOICE BY YEAR

4. Chauncey Davis, DE ..... Florida State
5. Michael Boley, LB ..... Southern Miss
5. Frank Omiyale, T ..... Tennessee Tech
6. DeAndra Cobb, RB ..... Michigan State
7. Darrell Shropshire, DT ..... South Carolina

## 2006

2. Jimmy Williams, CB (37<sup>th</sup>) ..... Virginia Tech
3. Jerious Norwood, RB ..... Mississippi State
5. Quinn Ojinnaka, T ..... Syracuse
6. Adam Jennings, WR ..... Fresno State
7. D.J. Shockley, QB ..... Georgia

## 2007

1. Jamaal Anderson, DE (8<sup>th</sup>) ..... Arkansas
2. Justin Blalock, OL ..... Texas
4. Chris Houston, CB ..... Arkansas
4. Laurent Robinson, WR ..... Illinois State
5. Stephen Nicholas, LB ..... South Florida
6. Martrez Milner, TE ..... Georgia
7. Trey Lewis, S ..... Washburn
7. David Irons, CB ..... Auburn
7. Doug Datish, OL ..... Ohio State
7. Daren Stone, S ..... Maine
7. Jason Snelling, RB ..... Virginia

## 2008

1. Matt Ryan, QB (3<sup>rd</sup>) ..... Boston College
1. Sam Baker, OT ..... USC  
*\*from Washington*
2. Curtis Lofton, LB ..... Oklahoma
3. Chevis Jackson, CB ..... LSU
3. Harry Douglas, WR ..... Louisville  
*\*from Washington*
3. Thomas DeCoud, S ..... California
5. Robert James, LB ..... Arizona State
5. Kroy Biermann, LB ..... Montana  
*\*from Washington*
6. Thomas Brown, RB ..... Georgia
7. Wilrey Fontenot, CB ..... Arizona
7. Keith Zinger, TE ..... LSU  
*\*from Pittsburgh*

## 2009

1. Peria Jerry, DT (24<sup>th</sup>) ..... Mississippi
2. William Moore, S ..... Missouri
3. Christopher Owens, CB ..... San Jose State
4. Lawrence Sidbury, DE ..... Richmond
5. William Middleton, CB ..... Furman  
*\*from St. Louis*
5. Garrett Reynolds, OT ..... North Carolina  
*\*from Dallas*
6. Spencer Adkins, LB ..... Miami (Fla.)  
*\*from St. Louis*

7. Vance Walker, DT ..... Georgia Tech  
*\*from Dallas*

## 2010

1. Sean Weatherspoon, LB (19<sup>th</sup>) ..... Missouri
- 3a. Corey Peters, DT ..... Kentucky
- 3b. Mike Johnson, OL ..... Alabama
4. Joe Hawley, C ..... UNLV
- 5a. Dominique Franks, CB ..... Oklahoma
- 5b. Kerry Meier, WR ..... Kansas
6. Shann Schillinger, S ..... Montana

## 2011

1. Julio Jones, WR (6<sup>th</sup>) ..... Alabama  
*\*from Cleveland*
3. Akeem Dent, LB ..... Georgia
5. Jacquizz Rodgers, RB ..... Oregon State  
*\*from St. Louis*
6. Matt Bosher, P ..... Miami (Fla.)
- 7a. Andrew Jackson, OL ..... Fresno State  
*\*from Detroit*
- 7b. Cliff Matthews, DE ..... South Carolina  
*\*from New England*

## 2012

2. Peter Konz, G/C ..... Wisconsin
3. Lamar Holmes, T ..... Southern Miss
- 5a. Bradie Ewing, FB ..... Wisconsin
- 5b. Jonathan Massaquoi, DE ..... Troy  
*\*from Baltimore*
6. Charles Mitchell, S ..... Mississippi State
7. Travian Robertson, DT ..... South Carolina

## 2013

1. Desmond Trufant, CB ..... Washington
2. Robert Alford, CB ..... Southeastern LA
- 4a. Mallichaiiah Goodman ..... Clemson
- 4b. Levine Toilolo, TE ..... Stanford
5. Stansly Maponga, DE ..... TCU
- 7a. Kemal Ishmael, S ..... UCF
- 7b. Zeke Motta, S ..... Notre Dame
- 7c. Sean Renfree, QB ..... Duke

## 2014

1. Jake Matthews, T ..... Texas A&M
2. Ra'Shede Hageman, DE ..... Minnesota
3. Dezmen Southward, S ..... Wisconsin
- 4a. Devonta Freeman, RB ..... Florida State
- 4b. Prince Shembo, LB ..... Notre Dame
- 5a. Ricardo Allen, CB ..... Purdue
- 5b. Marquis Spruill, LB ..... Syracuse
- 7a. Yawin Smallwood, LB ..... Connecticut
- 7b. Tyler Starr, LB ..... South Dakota

## DRAFT CHOICE BY YEAR

### 2015

1. Vic Beasley, OLB..... Clemson
2. Jalen Collins, CB..... LSU
3. Tevin Coleman, RB..... Indiana
4. Justin Hardy, WR..... ECU
5. Grady Jarrett, DT..... Clemson
- 7a. Jake Rodgers, T..... EWU
- 7b. Akeem King, CB..... San Jose St.

### 2016

1. Keanu Neal, S..... Florida
2. Deion Jones, LB..... LSU
3. Austin Hooper, TE..... Stanford
4. De'Vondre Campbell, LB..... Minnesota
6. Wes Schweitzer, OL..... San Jose St.
7. Devin Fuller, WR..... UCLA

### 2017

1. Takkarist McKinley, DE..... UCLA
3. Duke Riley, LB..... LSU
4. Sean Harlow, G..... Oregon St.
- 5a. Damontae Kazee, DB..... San Diego St.
- 5b. Brian Hill, RB..... Wyoming
- 5c. Eric Saubert, TE..... Drake

### 2018

1. Calvin Ridley..... Alabama
2. Isaiah Oliver..... Colorado
3. Deadrin Senat..... South Florida
4. Ito Smith..... Southern Miss.
- 6a. Russell Gage..... LSU
- 6b. Foyesade Oluokun..... Yale