

ONE CITY.  ONE TEAM.



2011 CHICAGO BEARS MEDIA GUIDE

CHASE 

The official bank of the Bears.

IN MEMORY OF



TIMOTHY E. McCASKEY

BORN TO LIFE

January 24, 1945

BORN TO ETERNAL LIFE

January 30, 2011



OUR PROMISE

The Chicago Bears, a founding franchise of the NFL, uphold the values of the city and its people, uniting them as no other organization can.

WHO WE ARE

There is an indelible connection between the Chicago Bears, the city they call home and the fans who love them. Both Chicago and the Bears were founded on the belief that anything is possible if you're willing to work. And since the day George Halas started the franchise, that's what the Bears have done. Halas was a Chicago man. He was tough, fair and steadfast. He would not settle for second best. His city was second to none. The grit Halas showed while growing up in Chicago has carried through into a tenacity still seen at Soldier Field today. The Chicago spirit—a determined, authentic sensibility—lives inside every Bears player and every Bears fan. To understand the Bears, you have to understand Chicago. And to live in Chicago, you have to love the Bears.



A composite image featuring two photographs of Chicago Bears player Richard Dent. The background is a dark, blue-tinted action shot of Dent in his Bears uniform, wearing jersey number 95 and a helmet with the number 95 on the side. In the foreground, there is a close-up, color photograph of Dent's face, showing him with a determined expression, sweat on his forehead, and his mouth slightly open. He is wearing a dark blue jersey with orange and white stripes on the sleeve.

CONGRATULATIONS
RICHARD DENT
ON BECOMING THE
CHICAGO BEARS
27TH MEMBER OF THE
PRO FOOTBALL
HALL OF FAME.





TABLE OF CONTENTS



THE STAFF

Who We Are	1
Richard Dent Tribute	2
Table of Contents	3
Board of Directors	4
Staff Directory	4-5
President & CEO Ted Phillips	6
General Manager Jerry Angelo	7-8
Coaching Staff	9-28
Lovie Smith	9-11
Rod Marinelli	12
Mike Martz	13-14
Dave Toub	15-16
Bob Babich	17
Gill Byrd	18
Shane Day	19
Mike DeBord	20
Darryl Drake	21
Jon Hoke	22
Kevin O'Dea	23
Mike Phair	24
Tim Spencer	25
Mike Tice	26
Andrew Hayes-Sloker	27
Mikal Smith	27
Rusty Jones	28
Jim Arthur	28
Football Staff	29-31
Office Staff	32-38

THE PLAYERS

Adams, Anthony	40-41
Barber, Marion	42-43
Bel, Khalil	44
Bennett, Earl	45-46
Bowman, Zackary	47-48
Briggs, Lance	49-51
Clark, Desmond	52-53
Cutler, Jay	54-57
Davis, Kellen	58
Forde, Matt	59-61
Garza, Roberto	62-63
Grisham, Vernon	64-65
Gould, Robbie	66-68
Graham, Corey	69-70
Hanie, Caleb	71
Harris, Chris	72-74
Harrison, Marcus	75
Hester, Devin	76-80
Hud, Sam	81-82
Idonije, Israel	83-85
Iwuh, Brian	86
Jennings, Tim	87
Knox, Johnny	88-89
Louis, Lance	90
Mannely, Patrick	91-92
Melton, Henry	93-94
Moore, D.J.	95-96
Moore, Joshua	97
Okoye, Ambri	98-99
Omiyale, Frank	100
Peppers, Julius	101-104
Podlesh, Adam	105-106
Roach, Nick	107-108
Spaeth, Matt	109-110
Spencer, Chris	111
Steltz, Craig	112-113
Taylor, Chester	114-117
Tillman, Charles	118-120
Toelina, Matt	121
Urchner, Brian	122-125
Webb, J. Marcus	126
Williams, Chris	127
Williams, Edwin	128
Williams, Roy	129-131
Wootton, Corey	132
Wright, Major	133
Players with Pro Experience	134-140
2011 Draftees	
Carlini, Gabe	142
Paea, Stephen	143
Conlis, Chris	144
Enderle, Nathan	145
Thomas, J.T.	146
Undrafted Free Agents	147-157
First-Year/Rookie Roster	158
Veteran Roster	159
How the Bears were Built	160

2010 YEAR IN REVIEW

2010 Final Statistics	162-163
2010 Defense and Special Teams Stats	164
2010 Participation Chart	165
2010 Starting Lineups	166
2010 Preseason Statistics	167
2010 Game Summaries	168-175
2010 Playoff Game Summaries	176
2010 Playoff Statistics	177
2010 NFL Standings	178

RECORDS

The Last Time	180-182
Individual Rookie Records	183
Individual Records	184-194
Opponent's Individual Records	195-196
Team Records-Offense	197-204
Team Records-Defense	205-212
Individual Postseason Records	213-215
Postseason Team Records-Offense	216-222
Postseason Team Records-Defense	223-224
Career Leaders	225-228

HISTORY

Bears Historical Highlights	230-233
Historical Biographies	234-235
Bears Hall of Famers	236-241
Attendance	242
Annual Scoring Leaders	243
Annual Rushing Leaders	244
Annual Passing Leaders	245-246
Highest Quarterback Ratings	246
Annual Receiving Leaders	247-248
Annual Punt Return Leaders	249
Annual Kickoff Return Leaders	250
Annual Interception Leaders	251
Annual Punting Leaders	252
Annual Sacks Leaders	253
100-Yard Rushing Games	254-256
100-Yard Receiving Games	257-259
300-Yard Passing Games	260
Quarterbacks Starting Records	261-262
All-Time First Round Draft Picks	263
All-Time Bears Drafts	264-272
All-Time Bears Jersey Numbers	273-282
All-Time Bears Roster	283-296
All-Time Practice Squad	297-298
All-Time Assistant Coaches	299-300
Preseason Results, Year-by-Year	301-306
Bears Postseason Results	307
Bears Playoff Game Summaries	308-331
All-Time Results, Year-by-Year	332-382
Team-by-Team Summary	383
Stadium Codes	384
Team-by-Team Series Records	385-395
Bears on Monday Night Football	396-397
Bears on Sunday Night Football	397
Bears on Thanksgiving Day	398
Bears on Christmas Day	398
Bears on New Year's Day	398
Bears Record in Overtime	399
Bears First-Team All-Pro's	400
Bears in the Pro Bowl	401-402

MISCELLANEOUS INFORMATION

Soldier Field	404-409
History	404-406
Tribute and Honoring Tradition	407-408
Parking & Seating Charts	409
Halas Hall	410
Piccolo Award	411
Staley	412
The 4th Phase	413
Training Camp Information	414
Media Information	415
Bears Radio	416
ChicagoBears.com	417
Chicago Bears Broadcasting	418-419
Bears Care	421
Community Relations	422-423
NFL Public Relations Directory	424
2011-12 NFL Calendar	424
2011 NFL Preseason Schedule	425
2011 NFL Regular Season Schedule	426-427
Media Guide Index	428

INFORMATION BOXES

THE STAFF	
Super Bowl, Future Sites	6
Kickoff Weekend Wins	14
Special Teams Rankings	16
Transactions, 2011 Offseason	18-20
Free Agent Signings, Chicago Bears	22
Home Stadiums of the Bears	23
Uniform Evolution of Bears	24
Rookie QB Performances	27
Quarter-by-Quarter Scoring, 2010	29
Rookie Starters	30
Head Coaches, Bears All-Time	31
2011 Contract Expiration	40

THE PLAYERS

Contract Expiration	46
Helmetless Player, Last	53
First Postseason Pass/TD	55
Active Bears Leaders Games Played/Started	60
Youth For Life: Remembering Walter Payton	61
Offensive Linemen Scores	63
Bears Team Physicians	65
Directions to Halas Hall	73
Playoff Appearances	80
Come-From-Behind Wins	82
All-Time NFC North Standings	92
Bears Leading Tacklers	94
Award Winners, 2010	96
Air Miles Flown	99
Blown Leads	110
QB's, First Postseason Start	113
Man of the Year, Walter Payton	131
Opening Day Rookie Starters	138
Bears Share	140
Draftees, Most by School	148
Tackle Pacesetters	154
Pronunciation Guide	157

2010 YEAR IN REVIEW

Field Goal Accuracy, Gould Top 5	163
----------------------------------	-----

BEARS RECORDS

Shutouts	186
Injured Reserve since 2000	187
Longest Plays at Soldier Field	194
Longest Win/Lose Streaks vs. 1 Team	196
Takeaway Leaders	212
Naming the Bears	222

HISTORY

Hall of Famers, Bears by Ind. Championship Year	238-239
Hall of Famers, Bears by Championship Year	240-241
Hall of Famers, by Franchise	241
Points, Gould Consecutive 100-Point Seasons	243
Forde Records Franchise First	244
Wins, 700 in Bears History	247
Receiving Leader	248
Kick Return TDs	249
Kickoff Return Leader	250
Weather, Games Played in Cold	252
Weather, Chicago	253
40 Rushes vs. 40 Passes	255
QB Rating Formula	262
Practice Squad to 53-Man Roster	298
Super Bowl Television Audiences	300
Takeaways/Giveaways, Bears Year-by-Year	306
Playoffs, Bears Record	307
Championship Leaders	336
Retired Numbers	337
Record by Home Stadium	338
Franchise Moves	339
Record vs. Extinct Franchises	364
International Games	394
Divisional Challenge	395
Record, Bears at Wrigley Field	398
NFC Central Standings, All-Time	402

MISCELLANEOUS INFORMATION

Hall of Fame Partners	405
McCaskery, Ed, Memorial Garden	410
Payton, Walter Center	410
Piccolo Award Winners, All-Time	411
Staley da Bear	412
Hotels, 2010 Bears Team	415

BEARS HEADQUARTERS

Halas Hall
1920 Football Drive
Lake Forest, IL 60045
847 / 295-6600

The 2011 Chicago Bears Media Guide was produced by the Bears Media Relations Department. Staff and player photos by Bill Smith. Cover design by John Conroy. Special thanks to Ed Kozak. Printed by The Graphic Arts Studio, Inc., Barrington, Ill. (847/381-1105).

BOARD OF DIRECTORS



George H. McCaskey
Chairman of the Board



Virginia McCaskey
Secretary



Ted Phillips
President and CEO



Brian J. McCaskey
Member



Ed McCaskey, Jr.
Member




Michael McCaskey
Member



Patrick McCaskey
Member



Andrew McKenna
Member



Pat Ryan
Member

2011 CHICAGO BEARS STAFF DIRECTORY

MANAGEMENT

Chairman of the Board	George H. McCaskey
President and CEO	Ted Phillips
General Manager	Jerry Angelo
Senior Director of Special Projects	Patrick McCaskey
Executive Assistant	Dianne Shabat
Executive Assistant	Katie Nagle
Asst. to the General Mgr./Scouting Coordinator	Robyn Wilkey

BUSINESS DEVELOPMENT

Senior Director of Business Development	Brian J. McCaskey
Business Development & Archives Coordinator	Dan Yuska

TICKET OPERATIONS

Senior Director of Ticket Operations	Lee Twarling
Ticket Operations Manager	Brian Forth
Ticket Operations Assistants	Zack Bero, Krista Fortman, Brendan Pierce, Jennifer Wilgosiewicz



STAFF DIRECTORY



ACCOUNTING & HUMAN RESOURCES

Senior Director of Finance & Treasurer	Karen Murphy
Accounting	
Director of Finance	Jake Jones
Staff Accountant	Whitney DeBuck
Payroll Administrator	Louise Maki
Finance & Treasurer Assistant	Britt Bending

ADMINISTRATION

Senior Director of Business Administration	John Bostrom
Team & Building Operations	
Director of Team & Building Operations	Geoff Bunzol
Administration	Rich McCaskey
Building Operations Coordinator	Gil Lopez
Receptionist	Linda Schroeder

Community Relations

Director of Community Relations	Caroline Schrenker
Community Relations Manager	Jessica Kies
CR & Player Appearances Coordinator	Kate Rackow
Youth Football & Alumni Relations Coordinator	Matt Simeone
Director of Bears Care	Marge Hamm

Building Administration

Administration	Clyde Enrich
Director of Food Services	Dave Majerick
Director of Stadium Operations	Bryan Pett
Stadium Operations Assistant	Steven Goodwin
Fan Services	
Director of Fan Services	Bob Laskowski
Fan Services Coordinator	Melissa Werderlich
Grounds	
Head Groundskeeper	Ken Mrock
Assistant Head Groundskeeper	John Berta
Groundskeeper Assistant	Joe Krajniak

CORPORATE COMMUNICATIONS

Senior Director of Corporate Communications	Scott Hagel
Corporate Communications Assistant	Sharon Lehner

Broadcasting

Dir. of Broadcasting and Scoreboard Operations	Greg Miller
Broadcasting Manager	Jim Padgett
Broadcasting Videographer/Engineer	Kevin Foy
Broadcasting Graphic Designer/Producer	Rommel Paraiso
Broadcasting Graphic Designer/Editor	Michael Vasquez

Creative Services

Director of Creative Services	John Conroy
Graphic Designer	Matt Dunlap

Events & Advertising

Director of Events & Advertising	Julie White
Events & Advertising Manager	Lee Sicinski
Events & Advertising Coordinator	Justin Drum
Mascot Coordinator	Scott Adams

Internet

Director of New Media	Dan Gadd
Senior Web Writer	Larry Mayer
Multimedia Producer	Justin Peterson

Media Relations

Media Relations Manager	Jim Christman
Media Relations Coordinator	Mike Corbo
Media Relations Assistant	Cary Dohman

INFORMATION TECHNOLOGY

Senior Director of Information Technology	Jason Saidou
Network/Systems Specialist	Brent Johnson
Lead Software Developer	Justin McCaslen
Systems Specialist	Kingsley Osel-Asibe

SALES & MARKETING

Senior Director of Sales & Marketing	Chris Hibbs
Sales & Marketing Coordinator	Cassie Burnside
Partnership Marketing	
Director of Partnership Marketing	Ryan Huzjak
Manager of Partnership Marketing	Dave Eck
Partnership Marketing Manager	Dave McClamroch
Partnership Marketing Manager	Dana Dressler
Partnership Marketing Development Analyst	J.R. Rudgers

Director of Partnership Activation	Rebecca Coffey
Partnership Activation Manager	Melissa Peckham
Partnership Activation Coordinator	Catherine Abrenica
Partnership Activation Coordinator	Kristin Ludden
Partnership Activation Coordinator	Megan Malone

Premium Hospitality

Director of Premium Hospitality	Adam Kellner
Premium Hospitality Sales Manager	Cindy Littlefield
Premium Hospitality Service Coordinator	Lindsay Lohrens

COACHING STAFF

Head Coach	Love Smith
Defensive Coordinator/Assistant Head Coach	Rod Marinelli
Offensive Coordinator	Mike Martz
Special Teams Coordinator	Dave Toub
Strength & Conditioning Coach	Jim Arthur
Linebackers	Bob Babich
Assistant Defensive Backs/Safeties	Gill Byrd
Quarterbacks	Shane Day
Tight Ends	Mike DeBord
Wide Receivers	Darryl Drake
Offensive Quality Control	Andrew Hayes-Stoker
Defensive Backs	Jon Hoke
Director of Physical Development	Rusty Jones
Assistant Special Teams	Kevin O'Dea
Defensive Line	Mike Phair
Defensive Quality Control	Mikal Smith
Running Backs	Tim Spencer
Offensive Line	Mike Tice
Football Operations Assistant	Dan Price
Assistant to the Head Coach	Susie Schmidt

ATHLETIC TRAINING

Head Athletic Trainer	Tim Bream
Assistant Athletic Trainer	Chris Hanks
Assistant Athletic Trainer	Bobby Slater
Assistant Athletic Trainer	Jeremy Smith

EQUIPMENT

Head Equipment Manager	Tony Medlin
Assistant Equipment Manager	Carl Piekarski
Assistant Equipment Manager	John Perkins
Assistant Equipment Manager	Joseph Shaw
Equipment/Trainer Administrative Assistant	Pat McCormack

LEGAL & SECURITY

Senior Director of Football Administration and General Counsel	Cliff Stein
Football Administration Assistant	Howie Waldman
Staff Counsel	Matt Colman
Director of Security and Safety Services	Tom Dillon
Security	Rodney Brown
Security	Curt Corsi
Security	Gary Govekar
Security	Rich Slusser

PLAYER PERSONNEL

Director of Player Personnel	Tim Ruskell
Assistant Director of Pro Personnel	Kevin Turks
Pro Scout	Dennard Wilson
Pro Assistant	James Kirkland
Area Scouts	Chris Ballard, Marty Barrett, Rex Hogan, Ted Monago, Mark Sadowski, Jeff Shiver
Director of Player Development	Isaiah Harris

VIDEO

Director of Video Services	Dave Hendrickson
Assistant Video Director	Dean Pope
College Video Coordinator	Dan Tuohy
Video Assistant	Jack Dowling



TED PHILLIPS President & CEO

Ted Phillips was named President and Chief Executive Officer on February 10, 1999. He is the fourth person to serve as president in the organization's storied 91-year history following Michael McCaskey, George "Mugs" Halas, Jr., and George S. Halas. Since taking on the top leadership role, Phillips has insisted on attention to detail and smooth execution at every level of the Bears' operation. He has solidified the long-term stability of the Club, while staying keenly focused on bringing a 10th championship to the NFL's premier franchise.

Phillips has the Bears back among the NFL's elite through his focus on continuity at the top management levels. Part of his plan in revitalizing both the business and football operations has been to hire high character, intelligent and driven individuals who share common goals and philosophies on how to build a consistent winner.

Drawing from 28 years of experience with the Chicago Bears, Phillips has shown effective leadership skills by empowering his executive staff to create an environ-

ment of collective responsibility in running the day-to-day operations of the Club. Phillips is involved in all critical decisions of the Bears and continues to strive to make all aspects of the Bears organization the best in the NFL. Always insisting on a team-first attitude, Phillips has surrounded himself with individuals who fit the organization's character, culture and values. The team dynamic was crucial in the Bears return to the Super Bowl for the first time in 21 years following the 2006 campaign. Phillips' other highlights include hiring the team's first general manager in over 14 years, creating and continuing a strong customer service mentality throughout the organization, returning the Bears training camp to Illinois and presiding over four division championships (2001, 2005, 2006 and 2010) after a decade-long drought.

During the 2001 off-season, Phillips hired Jerry Angelo, giving new direction to the Bears football operations. He went on to extend Angelo's contract following the 2003 and 2006 seasons, creating continuity and stability across the front office. Fans have responded favorably since the Bears training camp returned to the State of Illinois in 2002, turning out in record numbers over the three-week training period on the campus of Olivet Nazarene University in Bourbonnais.

Phillips' leadership was also key in negotiating a new home for the team at Soldier Field. Not only making the club more financially competitive, it provides the best fans in professional sports, the 4th Phase, with a stadium complete with all the amenities they deserve. The Soldier Field game-day experience is second to none, and the 4th Phase has been critical in creating a great home-field advantage for the team as the Bears continue to maintain their proud history and tradition on Chicago's magnificent lakefront.

Among the many local and national awards, the Soldier Field project was selected by the New York Times as one of the nation's best architectural buildings in 2003, and Midwest Construction selected Soldier Field as "Overall Project of the Year." Phillips served as the Bears' Vice President of Operations for six seasons starting in 1993. Recognized for his many years of handling the Bears' contract negotiations and team finances, Phillips currently serves on two League executive committees, whose mission is to analyze the economic, legal and operational aspects of both the salary cap system and the collective bargaining agreement between the NFL and the NFL Players Association. Phillips also serves as a member of the NFL employee benefits committee.

Before becoming Vice President of Operations, Phillips served as the Director of Finance from 1987 to 1993, handling all player contract negotiations and overseeing the club's business operations. Phillips joined the Bears staff on September 28, 1983, as the team's Controller, a position he held for four years.

Prior to joining the Bears, Phillips was employed as an auditor and tax accountant with the international accounting firm Ernst & Whinney (now Ernst & Young), from 1979-83. He graduated from the University of Notre Dame in 1979 with a degree in business and accounting. Phillips earned a master of marketing and management degree from the Kellogg Graduate School at Northwestern University in 1989.

Phillips was born in Oneida, N.Y., and grew up in Nashua, N.H. He has three sons, Matthew, Max and Frank.

FUTURE SUPER BOWLS

Super Bowl XLVI
Super Bowl XLVII
Super Bowl XLVIII

February 5, 2012
February 3, 2013
February, 2014

Lucas Oil Stadium
Superdome
New Meadowlands Stadium

Indianapolis, Ind.
New Orleans, La.
New York/New Jersey



JERRY ANGELO General Manager

Jerry Angelo has brought a clear vision to Bears football after guiding Chicago to four division championships since joining the team as general manager prior to the 2001 campaign, culminating in the team's 2006 NFC Championship and the organization's first Super Bowl appearance in 21 years.

In the last three offseasons, Angelo has signed Pro Bowl wide receiver Roy Williams (2011), coordinated one of the biggest free agent acquisitions in franchise history, signing five-time Pro Bowl DE Julius Peppers (2010) and orchestrated one of the biggest trades in NFL history, acquiring Pro Bowl QB Jay Cutler from the Denver Broncos (2009).

Meanwhile, rewarding core players, building through the draft and managing the salary cap are the cornerstones of Angelo's direction. His plan has created stability in Chicago and generated hope as the Bears continue to build upon a strong nucleus of talent.

After winning the NFC North crown in 2010, Chicago has won four division titles over the last 10 years, ending an 11-year drought in Angelo's first season in 2001. Angelo's tenure has yielded an overall regular season record of 87-73 (.544), plus a 3-4 postseason mark. Under Angelo's watch, Chicago has the third-most regular season wins in the NFC and eighth-most in the NFL over that time. The Bears 58 wins in the past six seasons are second best in the NFC and sixth best in the NFL.

Angelo's mantra during his tenure in Chicago has been "reward your own" and he has followed through by taking a proactive approach with the team's key players. Over the last three seasons, Angelo extended the contracts of NFL Pro Bowlers Lance Briggs, Jay Cutler, Robbie Gould, Devin Hester and Brian Urlacher. Over 65 percent of the Bears 2011 roster is signed through the next two seasons.

The draft, the primary means of bringing new talent to any NFL team, has been accentuated under Angelo. The efforts of his scouting staff have been highlighted after each of the last five seasons as five Bears players drafted by Angelo have received 14 Pro Bowl selections: Lance Briggs (drafted in 2003), Tommie Harris (2004), Nathan Vasher (2004), Devin Hester (2006) and Johnny Knox (2009). Briggs has been selected to six straight Pro Bowls. Hester has been named to three (2006-07 and 2010), Knox was selected to the Pro Bowl after his rookie season in 2009, while Harris was selected to three consecutive Pro Bowls from 2005-07 and Vasher played in the Pro Bowl following the 2005 season.

Angelo's eight drafts prior to 2011 produced an aggregate total of 24 rookie starters combining to make 171 starts: 38 in 2003, 30 in 2004, 33 in 2005, 15 in 2006, 14 in 2007, 16 in 2008, 13 in 2009 and 12 in 2010.

Managing the salary cap is a key element to maintaining a team's continuity and providing the ability to sign talent through free agency. Angelo and his staff have excelled in this area allowing the Bears to attract key contributors through the free agent market each off-season of his tenure.

The Bears current roster bolsters such free agent acquisitions as 2010 starters DT Anthony Adams (UFA - 2007), G Roberto Garza (UFA - 2005), Tim Jennings (UFA-2010) and OL Frank Omiyale (UFA - 2009). Angelo has also brought in veteran players such as RB Marion Barber (2011), WR Sam Hurd (2011), DT Amobi Okoye (2011), P Adam Podlesh (2011), TE Matt Spaeth (2011), C Chris Spencer (2011) and RB Chester Taylor (2010) over the last two seasons.

Players such as Ruben Brown (LG), Thomas Jones (RB), Ricky Manning, Jr. (CB), Fred Miller (RT), Muhsin Muhammad (WR) and John Tait (LT) were also free agent pick-ups that started for the NFC Champion Bears in 2006. Hunter Hillenmeyer (LB) was a waived free agent that Angelo picked up that was also a starter for the 2006 Bears team.

In addition to the draft and free agency, Angelo and his staff have also found contributors via the waiver wire, opponents' practice squads and other football leagues. Chicago acquired Pro Bowl special teamer Brendon Ayanbadejo and DE Adewale Ogunleye, who were key contributors during the Bears Super Bowl run in 2006, via trades. Angelo's personnel department has found key contributors that were waived by other teams such as Pro Bowler Robbie Gould (K, 2005) and Israel Idonije (2003). LB Nick Roach and DT Matt Toeaina were signed by the Bears off of practice squads of other NFL teams.

Continuity in the Bears football operations was solidified in the 2004 off-season when Angelo hired Lovie Smith to be the 13th head coach in Chicago Bears history. Angelo and Smith spent five years (1996-2000) together in Tampa Bay, helping build a team that went on to capture a Super Bowl championship in 2002. Angelo has created long-term stability for the Bears twice signing Smith to a contract extension (during the 2007 a 2011 offseasons), the latter through 2013.

CHICAGO BEARS STAFF

Angelo brought in Tim Ruskell in 2010 as Director of Player Personnel to oversee both the college and pro scouting departments.

In his first season leading the Bears football staff, Angelo helped guide the team to its first division title in 11 years. He was handed the reins of the Chicago Bears football operations on June 12, 2001 as the team's first general manager since 1986 (Jerry Vainisi). Angelo has 42 years of football experience, including 21 as a NFL scout and 24 in the NFC North Division (includes 15 years in former NFC Central Division). He oversees the Bears entire football staff including football operations, personnel and coaching along with all decisions regarding the draft, free agency, trades and the salary cap.

Angelo accepted his current post after spending 14 years overseeing Tampa Bay's scouting department as the Buccaneers' Director of Player Personnel. In Tampa, Angelo helped turn a team that averaged under five wins a season in its first 21 years of existence into a perennial playoff contender, as the Buccaneers averaged almost 10 wins over his last four years with three playoff berths and one NFC Championship appearance (1999). The Youngstown, Ohio, native was a key member in carrying out the philosophy of Tampa's rebuilding process. He contributed to drafting nine Pro Bowlers with the Bucs and was pivotal in recruiting free agents Hardy Nickerson, Jeff Christy and Randall McDaniel, all of whom made trips to Hawaii donning a Bucs uniform. Angelo had a hand in Tampa's 32 Pro Bowl appearances by 14 different players from 1989 to 2000.

Prior to joining Tampa Bay in 1987, Angelo spent five seasons (1982-86) as a regional scout for the New York Giants, including their Super Bowl XXI campaign. He spent 1981 in the Canadian Football League as the Calgary Stampeders linebackers coach. Angelo broke into the NFL as a scout for the Dallas Cowboys in 1980. After playing defensive tackle for three years (1968-70) at Miami of Ohio for coaches Bo Schembechler and Bill Mallory, Angelo graduated with a bachelor's degree in social sciences and a master's in secondary administration while working as a graduate assistant at the university in 1971. He went on to coach eight more years in the collegiate ranks beginning at Colorado State as a part-time defensive line coach (1972) and ending with a five-year stint as the D-line coach at Syracuse (1975-79). In 1973 and 1974, he served as the defensive line coach and recruiting coordinator for the University of Tampa before the Spartans cut the football program.

Jerry and his wife, Bernie, have two daughters, Leisa, who is married to Brad Rice, and Sutton.

Playing and Coaching History- 1968-70: Miami (Ohio) University, Defensive Tackle; 1971: Miami (Ohio) University, Graduate Assistant; 1972: Colorado State University, Part-time Defensive Line Coach; 1973-74: University of Tampa, Defensive Line Coach/Recruiting Coordinator; 1975-79: Syracuse University, Defensive Line Coach; 1980-81: Dallas Cowboys, Scout; 1981: Calgary Stampeders, Linebackers Coach; 1982-86: New York Giants, Regional Scout; 1987-2000: Tampa Bay Buccaneers, Director of Player Personnel; 2001-present: Chicago Bears, General Manager.



Angelo (left) and head coach Lovie Smith (far right) with 2011 first-round draft pick Gabe Carimi.



LOVIE SMITH Head Coach

Lovie Smith enters his eighth season as the head coach of the Chicago Bears, tied for the second longest tenured head coach with their current team in the NFC and tied for fifth longest in the NFL. Smith has a regular season coaching record of 63-49 (.563) and is 66-52 overall including the playoffs after leading the Bears to an 11-5 regular season record, NFC North crown and NFC Championship game appearance in 2010.

The Bears have won three division titles under Smith's tutelage, most in the NFC North since 2004.

One of just nine current head coaches to reach the 60-win plateau, Smith's 66 wins are third most in franchise history, trailing only Hall of Famers George Halas and Mike Ditka. Included in those 66 wins is an NFC Championship giving the Bears their first Super Bowl appearance in 21 years (2006).

Smith set forth with three stated goals when he was hired as the 13th head coach in Chicago Bears history on January 15, 2004: end the decade of dominance by the Green Bay Packers over the Bears, capture the NFC North Division for Chicago and win the Super Bowl. The Bears have won eight of 15 contests against Green Bay during Smith's tenure, contributing to Chicago winning the division in 2005, 2006 and 2010. Smith agreed to a contract extension on February 25, 2011 that maintains his position with the team through 2013.

Smith, the 2005 NFL Coach of the Year, has successfully laid Chicago's foundation for success in seven seasons on the job by establishing his cornerstone of aggressive defensive play.

Since taking over as head coach of the Bears, Smith has helped Chicago's defense to the second-best cumulative Aikman rating in the NFL. The Aikman ratings are based on five major categories: yards per play, adjusted points scored, turnovers, first downs and red zone performance.

Finishing tied for third in the NFL in takeaways in 2010 with 35, the Bears lead the league with 235 during Smith's tenure as head coach. Over the last seven seasons, the Bears have scored 27.1 percent of their points off opponent turnovers, fifth-highest in the NFL. Chicago is also eighth in the NFL with 26 red-zone takeaways during Smith's tenure.

After ranking fourth in the NFL and second in the NFC in 2010 allowing 17.9 points per game, during Smith's first seven seasons at the helm, Chicago ranks fourth in the league having allowed 19.2 points per game and 238 total touchdowns allowed. Chicago gave up the fewest points in the NFC during the 2005 and 2006 seasons, pacing the entire NFL in Smith's second year with the organization. Under Smith's tutelage the Bears lead the league by allowing the lowest opponent third-down conversion percentage (33.8%), the second lowest opponent red zone scoring efficiency (79.6%) and have forced the most opponent three-and-out drives (382).

Chicago has found consistency under the even-keeled hand of Smith's direction, fashioning a regular season home record of 35-21 (.625) from 2004-10 while going 28-28 (.500) on the road during that time. The Bears went 5-3 at Soldier Field during the 2010 regular season (1-1 during the playoffs) and 6-2 away from home. It was the fifth time in Smith's seven seasons with the club that the Bears won five or more games at home in a single year. Chicago was 5-3 at home in 2009, 6-2 in 2006 and 2008 and 7-1 in the Windy City during 2005. Chicago was 7-1 on the road in 2006, tied with 1985 and 1986 for the team's best single-season road record since the inception of the 16-game schedule. The Bears were 8-16 (.333) on the road in the three years prior to Smith's arrival. By leading Chicago to records of 11-5 in 2005 and 2010 and 13-3 in 2006, Smith has guided the Bears to three of their top eight seasons in terms of regular season victories during the era of the 16-game schedule.

Resiliency has also been a hallmark of the Bears throughout Smith's tenure as the team has rallied from a deficit in 39 of their 66 total victories (including playoffs) under his direction. Chicago is 8-1 under Smith in overtime contests (including the postseason). In 2008, the Bears won back-to-back games in overtime after trailing in the fourth quarter for just the second time in team history. During 2007, Chicago won three consecutive road games in which they trailed in the fourth quarter for the first time in team history.

Smith has returned Chicago to its preferred place as a power in the NFC North, fashioning a divisional record of 26-16 (.619) during his time with the Bears, leading Chicago to a winning record over each of its three divisional opponents. Smith led Chicago to 5-1 intra-divisional records in each of the 2005, 2006 and 2010 campaigns, defeating all three opponents at least once in each season, a feat last accomplished by the Bears in 1991. Chicago began the 2006 season with three consecutive wins over divisional opponents for the first time in team history. The Bears also won its first 11 games against NFC opponents in 2006 en route to the second-best intra-conference mark in franchise history.



CHICAGO BEARS STAFF

LOVIE SMITH

Registering a career-high 13 wins in 2006 to tie predecessor Dick Jauron for the most victories by a Bears head coach in his third season, Smith led Chicago to home-field advantage in the NFC Playoffs and the team's first NFC Championship since its Super Bowl season of 1985. That gave Chicago 24 regular season wins since 2005, the fourth-highest two-season win total in the 87-season history of the franchise. Smith guided the team to wins in its first seven contests in 2006 to register the fourth-best start to a season in team history while allowing the Bears to join Green Bay and Minnesota as the only teams in NFL history to begin four different seasons with 7-0 records. Chicago's seven consecutive wins to start the season allowed Smith to record the League's third-longest win streak for the second consecutive season. With division titles in 2005 and 2006, Smith joined Ditka as the only coaches in team history to lead the team to consecutive division titles. He is the first coach in team history to lead the Bears to the playoffs in two of his first three seasons.

Smith was named the Associated Press NFL Coach of the Year for 2005 after becoming the fastest head coach in Bears history to lead the team to a division title, doing so in his second campaign while setting a franchise record for victories by a sophomore head coach with an 11-5 record. The Coach of the Year Award was the sixth all-time for a Bears head coach, more than any other team in the NFL. Smith - who won with 24.5 of 50 possible votes - was the fourth head coach in team history to win the award after team founder George S. Halas in 1963 and 1965, Mike Ditka in 1985 and 1988 and Dick Jauron in 2001. Just the third coach in team history to lead the organization to the playoffs in his second season, Smith guided the Bears to their first-ever NFC North Division title in 2005. En route to the team's second division championship in five seasons, the Bears completed their first season sweep of Green Bay since 1991, a feat they repeated in 2007.

Winning just one of their first four games to start the 2005 campaign, Smith rallied the Bears to become just the 20th NFL team to qualify for the postseason after beginning the season 1-3 since the current 12-team playoff system was instituted in 1990. The Bears turned their season around as Smith guided the team to eight consecutive mid-season wins, the third-longest win streak in the NFL in 2005 and the longest by Chicago since the 1985 Super Bowl team won 12 straight to begin the season. In guiding the team to the No. 2 seed in the NFC Playoffs, Smith led a worst-to-first revival in the NFC North division as the Bears six-win improvement from the previous season was tied for the biggest in the NFL in 2005. The dramatic turnaround made Smith one of just four active NFL coaches to have produced a six-game improvement in the second season of his initial stint as a head coach after Andy Reid with the Philadelphia Eagles in 2000 and Todd Haley of the Kansas City Chiefs, Raheem Morris of the Tampa Bay Buccaneers and Steve Spagnuolo of the St. Louis Rams in 2010.

The Bears posted a 5-11 record in 2004 in Smith's first season as head coach as he presided over the youngest team in the NFL while battling through a spate of injuries that robbed the team of the services of several of its most productive players.

Smith came to Chicago with the reputation for being proficient at instituting positive change after he engineered a dramatic turnaround as the defensive coordinator of the Rams from 2001 through 2003. Known for his acumen in teaching and motivating young talent, Smith took on the added responsibility of assistant head coach with the Rams prior to the 2003 season. In Smith's first season as an NFL defensive coordinator with St. Louis in 2001, Smith helped the Rams return to the Super Bowl after missing the playoffs the previous season as his defense allowed fewer points and total yards per game than the previous year. Smith coached on playoff teams in four of his last five campaigns as an assistant and has done so in eight of his 15 NFL seasons overall.

From 2001-03, the Rams ranked third in the NFL in takeaways and fumble recoveries, tied for sixth in sacks, and tied for eighth in interceptions. Smith helped steward St. Louis to shutouts in both 2001 and 2003, the first white-washings by the Rams organization since 1994. St. Louis won 33 games during Smith's tenure with the team, the third-most behind Green Bay and Philadelphia in the NFL during that time. He capped his stint in St. Louis by orchestrating a unit that ranked among the League leaders in takeaways, defensive touchdowns, and sacks in 2003. In that year, St. Louis led the NFL with 46 takeaways while tying for fourth with 24 interceptions and leading the NFL with 22 fumble recoveries. That season's takeaway total is tied with the 1999 Eagles for the third-highest single-season total in the NFL since 1993. St. Louis ranked fourth in the NFL by scoring five defensive touchdowns in 2003 and also posted the fourth-most sacks in the NFL. In 2002, the Rams defense finished tied for fourth in the NFC and tied for fifth in the NFL in fewest touchdowns allowed while ranking sixth in the NFC and eighth in the NFL in third-down efficiency.

Smith guided St. Louis to a defensive resurgence upon taking over in 2001. Inheriting a defense coming off a season in which it ranked 23rd in the NFL in total defense while allowing over 29 points per game, Smith improved the unit to third in the NFL in total defense while permitting only 17.0 points per game. The St. Louis defense made one-year leaps to third from 13th in the NFL in run defense and 10th from 27th in pass defense while improving to a conference-high 14 wins from 10 in 2000. The Rams scored five defensive touchdowns in 2001 while starting seven new players on defense, including two rookies.



Preceding his success in St. Louis, Smith contributed to the revival of Tampa Bay's defense as the Buccaneers linebacker coach from 1996-2000. Tampa's defense hadn't ranked above 20th in the NFL in the four seasons prior to Smith's arrival under head coach Tony Dungy and defensive coordinator Monte Kiffin, but had ranks of 11th in 1996, third in 1997, second in 1998, third in 1999, and ninth in 2000. During the five seasons with Smith on the Bucs staff, the team allowed less than 300 points each year while permitting an average of 16.9 points and 258.8 yards per game. Tampa Bay posted only two defensive touchdowns in Smith's first three years, but improved with two in '99 and a franchise-record six in 2000.

Smith's tutelage has brought out the best in his players throughout his career. As linebackers coach at Tampa Bay, Smith helped Derrick Brooks develop into a perennial Pro Bowl selection and one of the NFL's best linebackers. Brooks made the first career Pro Bowl of his team-record 11 career Pro Bowl appearances in his second season – Smith's first season as his position coach. Also in 1996, Smith helped Hardy Nickerson earn his second career Pro Bowl nod. Brooks and Nickerson made a combined eight all-star appearances under Smith.

Overall, Smith has spent 28 years in coaching at the collegiate and professional levels. He began his coaching career at his hometown high school, Big Sandy High School, in 1980 before moving to Cascia Hall Prep in Tulsa the following year. Two years later, Smith made the jump to the college ranks at his alma mater of Tulsa as linebackers coach, where he stayed through 1986. Smith moved on to coach linebackers at Wisconsin (1987), Arizona State (1988-91), and Kentucky (1992). Smith was the defensive backs coach at Tennessee (1993-94) and Ohio State (1995).

A native of Big Sandy, Texas, Smith led the Big Sandy Wildcats to three consecutive state championships in high school and was all-state three years as an end and linebacker. Smith was a two-time all-America and three-time all-Missouri Conference defensive back at Tulsa.

Lovie and MaryAnne have three sons, Mikal, Miles and Matthew as well as daughter-in-law, Kathleen, and grandsons, Noah and Malachi. Lovie is very active in the community and he and his wife have started the Lovie and MaryAnne Smith Foundation (LAMAS) which helps worthy young people attend college, with the simple motto, "We start it - You finish it". The Smiths are Honorary chairs of the Ronald McDonald Capital Campaign to help build the world's largest Ronald McDonald House in the world, here in Chicago. For the seventh consecutive year, the Smiths served as honorary chairs of the American Diabetes Association Care to Cure Gala. Smith also purchases 10 tickets for every home game as part of the Bears ticket exchange program and donates them to Misericordia Home, a care community for persons with mild to profound developmental disabilities. The Smiths have become volunteers and sponsors of various events at Misericordia Home.

Lovie Smith - Head Coach

Born: 1958, Gladewater, Texas

Playing Experience

Linebacker, Tulsa, 1976; Strong Safety, 1977-79

Coaching Experience

Pro Coach: Chicago Bears (head coach) **2004-present:** St. Louis Rams (assistant head coach/defensive coordinator) **2003;** St. Louis Rams (defensive coordinator) **2001-02;** Tampa Bay Buccaneers (linebackers) **1996-2000.** **College coach:** Ohio State (defensive backs) **1995;** Tennessee (defensive backs) **1993-94;** Kentucky (linebackers) **1992;** Arizona State (linebackers) **1988-91;** Wisconsin (linebackers) **1987;** Tulsa (linebackers) **1983-86.**

Pro Coaching Record:

Yr.	Team	Overall*	Playoffs
2004	Chicago Bears	5 - 11 (4th)	
2005	Chicago Bears	11 - 5 (1st)	0-1
2006	Chicago Bears	13 - 3 (1st)	2-1
2007	Chicago Bears	7 - 9 (4th)	
2008	Chicago Bears	9 - 7 (2nd)	
2009	Chicago Bears	7 - 9 (3rd)	
2010	Chicago Bears	11 - 5 (1st)	1-1
Total		63 - 49	3-3

*Number in parentheses indicates final season standing in the NFC North





ROD MARINELLI Def. Coordinator/Asst. Head Coach

Rod Marinelli is entering his third season with Chicago and his second as defensive coordinator/assistant head coach after spending 2009 as the team's defensive line/assistant head coach.

In 2010, the Bears defense ranked third in the NFL in offensive points allowed (256), second in rush yards per game (90.1), third in opponent passer rating (74.4), tied for third in takeaways (35), second in three-and-out drives forced (57) and fifth in opponent yards per play (5.0). The Monsters of the Midway also ranked sixth in the NFL in third down defense (34.7 percent) in 2010 and ninth in total yards per game allowed (314.3). Chicago's 11 games with multiple takeaways were tied for second most in the NFL in 2010. The Bears were the only team in the league to allow multiple touchdowns passing in just two contests in 2010 and their 14 passing touchdowns allowed were second fewest in the NFL.

Three players from the Bears defense were named to the Pro Bowl following the 2010 season: LB Lance Briggs, DE Julius Peppers and LB Brian Urlacher; the most for the unit since 2006. Peppers was also named to the All-Pro team and Urlacher and S Chris Harris were named second-team All Pro's by the *Associated Press*. Over the final nine weeks of the 2010 season, the Bears defense recorded 23 sacks, tied for fifth most in the NFL during that time. In 2009, Bears defensive linemen produced 24 sacks, tied for ninth most by a NFL defensive front.

Marinelli, who was hired by the Bears on January 10, 2009, has spent 15 seasons as an NFL coach after spending three years as head coach of the Detroit Lions (2006-09) and his first 10 as a defensive line coach in Tampa Bay (1996-2005). In the last four seasons with the Buccaneers (2002-05), Marinelli added the duties of assistant head coach as well.

In Marinelli's three seasons in Detroit, the Lions compiled a 10-38 record. The Lions seven wins in 2007 under Marinelli were the most for the franchise since 2000.

The Buccaneers defensive line racked up 328.5 sacks under Marinelli's tutelage, tops in the NFL during that time among defensive fronts. Tampa Bay's defense ranked in the top-10 in total defense in each of Marinelli's last nine seasons with the team. In 2002, Tampa Bay led the NFL in total defense (252.8 yards per game) and points per game allowed (12.3) en route to the Buccaneers Super Bowl XXXVII victory, the first in franchise history.

During his time in Tampa Bay, Marinelli helped coach DT Warren Sapp to seven Pro Bowls and DE Simeon Rice to two. Sapp also earned NFL Defensive Player of the Year honors in 1999 under Marinelli's watch.

Tampa Bay's top-five single-season sack totals all came by defensive lineman under Marinelli's watch. In 2000, Sapp's 16.5 sacks established a team record and stand as the third-most in the NFL among defensive tackles since 1982, when the league officially started recording the statistic. Rice holds Tampa Bay's next three highest single-season sack totals with 15.5 in 2002, 15.0 in 2003 and 14.0 in 2005. In 2000, Marinelli tutored DE Marcus Jones to 13.0 sacks, to round out the top five. The Buccaneers established a franchise record with 55 sacks in 2000, 45.5 coming from the defensive line. In fact, the top-six single-season sack totals in Tampa Bay franchise history all came while Marinelli served as defensive line coach. From 1999-2003, Marinelli's unit helped set an NFL record as the Buccaneers defense registered a sack in 69 consecutive contests.

Prior to his 10-year tenure in Tampa Bay, Marinelli coached the defensive line at Southern California in 1995. From 1992-94, Marinelli was an assistant head/defensive line coach at Arizona State.

Marinelli started his collegiate coaching career at Utah State in 1976. He spent six seasons as Utah State's defensive line coach before becoming the Aggies' offensive line/special teams coach in 1982. Returning to his home state, Marinelli coached defensive line at the University of California from 1983-89 and added the responsibilities of assistant head coach from 1990-91. His first coaching experience came as an assistant at his alma mater, Rosemead High School (1973-1975).

Marinelli's collegiate playing career at Utah (1968) and California Lutheran (1970-72) was split by a tour of duty in Vietnam. In 1972, Marinelli earned All-American honors as an offensive tackle at California Lutheran. Rod and his wife, Barbara, have two daughters: Christine (son in law, Joe Barry) and Gina and four grandkids.

Rod Marinelli - Def. Coordinator/Asst. Head Coach

Born: 1949, Rosemead, California

Playing Experience

Offensive/Defensive Tackle, Utah, 1968;
Offensive Tackle, 1970-72, Cal. Lutheran

Coaching Experience

Pro Coach: Chicago Bears (defensive coordinator/assistant head coach) **2010-present:** Chicago Bears (asst. head coach/defensive line) **2009:** Detroit Lions (head coach) **2006-08:** Tampa Bay Buccaneers (asst. head coach/defensive line) **2002-05,** (defensive line) **1996-2001.** **College coach:** Southern California (defensive line) **1995:** Arizona State (assistant head/defensive line) **1992-94:** California (asst. head coach/defensive line) **1990-91,** (defensive line) **1983-89:** Utah State (offensive line/special teams) **1982,** (defensive line) **1976-81.**



MIKE MARTZ *Offensive Coordinator*

Mike Martz is in his second season as Chicago's offensive coordinator after being hired on February 1, 2010.

With Martz leading a balanced attack in his first year with the Bears, 2010 marked just the second time in franchise history that the Bears had a 3,000-yard passer (Jay Cutler, 3,274), 1,000-yard rusher (Matt Forte, 1,069) and 900-yard receiver (Johnny Knox, 960) joining the 1995 squad. Building an explosive offense, the Bears were the quickest scoring team on offense in the NFL in 2010, averaging 3:02 per scoring drive.

In 2010, Cutler had a career-high six games with a 100-plus passer rating during the regular season, including four of the final six contests. Forte became just the second player in franchise history with 1,000 rushing yards and 500 receiving yards in the same season, joining Hall of Famer Walter Payton (1983).

Martz has 18 years of NFL coaching experience, including five full seasons as a head coach and five as an offensive coordinator. Prior to his time in Chicago, Martz worked as offensive coordinator of the San Francisco 49ers in 2008. In San Francisco, Martz improved a passing offense that ranked last in the NFL a year earlier to 13th in 2008. The 49ers also improved in total yards per game (32nd to 23rd), yards per play (32nd to 18th) and points per game (32nd to 22nd).

Prior to his time in San Francisco, Martz spent two seasons (2006-07) as the offensive coordinator of the Detroit Lions. The 4,216 passing yards by the Lions in 2007 and the 4,208 in 2006 rank second and third, respectively, in franchise single-season annals. The 5,166 total net yards the Lions generated in 2007 are seventh most in franchise history and the 346 points are ninth in franchise annals. In his second season with the team, Martz helped WR Roy Williams become the first Lions offensive player named to the Pro Bowl since 2000.

From 2000-05, Martz was head coach of the St. Louis Rams after spending one season as the team's offensive coordinator (1999). During those six full years with the Rams, Martz helped lead St. Louis to five playoff appearances, four 10-win seasons – including a franchise-best 14-2 record in 2001, three division titles, two Super Bowl appearances and one world championship (Super Bowl XXXIV). As a head coach, Martz compiled a 56-36 (.609) overall record including the playoffs. Martz's teams averaged 26.5 points per game when he was head coach, highest average among NFL head coaches all-time with 75-plus games.

During the 1999 season, the Rams led the NFL in total points, total yards and passing yards after finishing 24th, 27th and 22nd in each respective category a year earlier. St. Louis also ranked fifth in rushing yards per game and second in yards per carry while Martz was offensive coordinator after ranking 29th and 28th in each category, respectively, in 1998. The 526 the Rams scored during that season are fifth most in NFL history and the 540 they scored a year later are fourth. Scoring 503 points in 2001, St. Louis became the first team in NFL history to compile at least 500 points in three-straight years. In 2000, the Rams set NFL records with 7,075 total yards and 5,232 net passing yards.

Martz was named Football Digest's Offensive Coordinator of the Year and USA Today's NFC Assistant Coach of the Year following the 1999 season.

With a balanced attack under Martz, RB Marshall Faulk led the NFL in yards per carry in 1999 (5.5), 2000 (5.4) and 2001 (5.3). During that span, the Rams led the NFL in yards per carry (5.8) and rushing touchdowns (59) and ranked seventh in the league in rushing yards (5,929). 13.5 percent of the Rams carries (166 of 1230) from 1999-2001 went for 10-plus yards, tops in the NFL.

From 1999-2001, under the tutelage of Martz, the Rams had three-straight players named NFL Most Valuable Player by the Associated Press: Kurt Warner (1999), Faulk (2000) and Warner (2001). Over that time period, the Rams led the NFL in total offense (20,177 net yards) and scoring (1,569 points).

Warner's 41 touchdown passes in 1999 are fifth most in NFL history and his 4,830 passing yards in 2001 are third most. Warner also led the NFL in passing touchdowns (36), completion percentage (68.7) and passer rating (101.4) during the 2001 season.

Faulk set an NFL record with 26 total touchdowns in 2000, which now ranks fourth in NFL single-season history, despite playing in just 14 contests. Faulk's 2,429 yards from scrimmage in 1999 set an NFL record, which now ranks second in league history. He went on to become the only player in NFL history to compile 2,000-plus scrimmage yards in four straight seasons (1998-01). Faulk was also named NFL Offensive Player of the Year by the Associated Press after the 1999, 2000 and 2001 seasons.

During his time as head coach, Martz guided eight Rams to 24 Pro Bowl appearances. St. Louis also had six different players named first-team All Pro's by the AP during that span.

CHICAGO BEARS STAFF

Martz was the Rams quarterbacks coach in 1994 while the team was in Los Angeles, after starting his NFL career with the organization as an offensive assistant (1992-93). He worked with the Rams wide receivers in 1995-96 before moving to Washington to coach the Redskins quarterbacks (1997-98).

He started his coaching career at Bullard High School in Fresno, California in 1973 before moving on to San Diego Mesa (1974, '76-77). In between his two stints at San Diego Mesa, Martz spent one season at San Jose State. In 1978 he was an assistant at Santa Ana College before moving on to Fresno State in 1979. Martz spent two seasons at the University of Pacific (1980-81) and one at the University of Minnesota (1982) before spending nine seasons at Arizona State as the Sun Devils quarterbacks/receivers coach (1983, '86-87) and offensive coordinator (1984, '88-91). During the 1986 season, Martz helped lead ASU to its first Pac-10 championship and only Rose Bowl victory in school history.

Martz played collegiate football for two seasons at San Diego Mesa Community College before becoming a tight end at California-Santa Barbara (1971). When UCSB dropped their football program, Martz transferred to Fresno State where he graduated.

Born in Sioux Falls, South Dakota, Martz and his wife Julie have three sons, Chris, David and Tim, and a daughter, Emily.

Mike Martz - Offensive Coordinator

Born: 1951, Sioux Falls, South Dakota

Playing Experience

Tight End, Fresno State, 1972

Coaching Experience

Pro Coach: Chicago Bears (offensive coordinator) **2010-present**; San Francisco 49ers (offensive coordinator) **2008**; Detroit Lions (offensive coordinator) **2006-07**; St. Louis Rams (head coach) **2000-05**, (offensive coordinator) **1999**; Washington Redskins (quarterbacks) **1997-98**; St. Louis Rams (wide receivers) **1995-96**; Los Angeles Rams (quarterbacks) **1994**, (offensive assistant) **1992-93**. **College Coach:** Arizona State (offensive coordinator) **1988-91**, (quarterbacks/receivers) **1986-87**, (offensive coordinator) **1984**, (quarterbacks/receivers) **1983**; Minnesota (assistant coach) **1982**; Pacific (assistant coach) **1980-81**; Fresno State (assistant coach) **1979**; Santa Ana College (assistant coach) **1978**; San Diego Mesa C.C. (assistant coach) **1976-77**; San Jose State (assistant coach) **1975**; San Diego Mesa C.C. (assistant coach) **1974**.

KICKOFF WEEKEND WINS

The Bears own 51 opening-day victories overall, tied with Green Bay for most in the NFL. The Dallas Cowboys are 34-16-1 on opening day and their .676 opening-day winning percentage is tops in league history.

Pittsburgh currently has the longest opening day win streak with eight, while Oakland sits on the other end of the spectrum with eight consecutive season-opening losses.

OPENING GAME RECORDS OF NFL TEAMS

AFC					Longest Streaks			NFC					Longest Streaks		
	W	L	T	Pct.	W	L	Current		W	L	T	Pct.	W	L	Current
DEN	32	18	1	.637	4	4	L-1	DAL	34	16	1	.676	17	5	L-1
JAX	10	6	0	.625	6	2	W-1	NYG	49	32	5	.599	4	3	W-3
SD	29	22	0	.569	6	6	L-1	CHI	51	35	5	.588	9	6	W-1
PIT	40	32	4	.553	8	3	W-8	GB	51	36	3	.583	5	6	W-4
MIA	24	20	1	.544	11	5	W-1	MIN	28	21	1	.570	5	3	L-1
KC	27	24	0	.529	7	4	W-1	ATL	24	21	0	.533	5	3	L-1
NE	27	24	0	.529	7	3	W-7	DET	42	37	2	.531	10	4	L-3
TEN	27	24	0	.529	4	3	W-1	STL	38	35	0	.521	5	6	L-4
IND	34	32	1	.515	8	8	L-1	SF	31	29	1	.516	5	3	L-1
OAK	24	27	0	.471	5	8	L-8	WAS	38	37	4	.506	6	5	W-1
BAL	7	8	0	.467	2	4	W-3	ARI	36	52	2	.411	6	7	W-1
CLE	27	31	0	.466	5	6	L-6	PHI	31	45	1	.409	5	9	L-1
HOU	4	5	0	.444	2	3	W-1	TB	14	21	0	.400	3	5	W-1
CIN	19	24	0	.442	4	4	L-3	CAR	6	10	0	.375	3	4	L-2
NYJ	22	29	0	.431	3	5	L-1	SEA	13	22	0	.371	3	8	W-2
BUF	20	31	0	.392	6	5	L-2	NO	16	28	0	.364	3	6	W-3



DAVE TOUB Special Teams Coordinator

Dave Toub enters his eighth season as Chicago's special teams coordinator after his unit finished tied for fourth in the NFL (according to the Dallas Morning News ranking system), ranking in the top third of the league for the seventh straight season after finishing No. 1 overall in 2006 and 2007.

The 2010 season culminated with KR Devin Hester being named to his third Pro Bowl (2006, 2007, 2010) under Toub's guidance, after breaking the NFL record for career kick return touchdowns with 14. Hester's 2010 selection was the seventh Pro Bowl nod by a Bears special teams player under Toub: Johnny Knox (2009), ST Brendon Ayanbadejo (2006 and 2007) and K Robbie Gould (2006). In 2007, Toub became the first special teams coach in team history to send multiple players to the Pro Bowl in consecutive seasons. A year earlier marked the first time in team history a special teams coach tutored three Pro Bowl performers in one season.

Toub has been associated with a special team's unit ranking No. 1 in four of the last 10 years. While an assistant special teams and defensive line coach for Philadelphia from 2001-03, the Eagles won the special teams titles in Toub's first and last season there. Toub was hired by the Bears on January 24, 2004. In 2006 and 2007, the Bears became just the second team since the system was created in 1990 to finish with the No. 1 overall ranking in back-to-back seasons. He was voted as the Special Teams Coach of the Year by his NFL coaching peers after the 2006 season. Toub coordinated Chicago to special teams rankings of 11th in 2005 and 10th in his first season with the team in 2004.

The Bears ranked in the top half of the league in the league in 16 of the 22 categories used in the ranking system in 2010 and in the top five in nine areas.

In 2010, the Bears kickoff return unit excelled for the fifth straight season, finishing second in the NFL averaging 25.4 yards per return. Hester led all players in the NFL with 10 or more returns with a 35.6 yards per return average. The Bears had 10 kickoff returns of 40-plus yards in 2010, tops in the NFL for a second straight season after pacing the league with nine in 2009. In 2009, Knox ranked second in the NFL with a 29.0 kickoff return average as the unit finished third in the league in the category. In 2008, Danieal Manning led the NFL with a 29.7 kickoff return average as Chicago average a starting point of the 32-yard line after kickoffs, second highest in the league. A year earlier, the Bears scored an NFL record six kick return touchdowns (four punt and two kickoff) after tying the league mark at five in 2006.

Hester led the NFL in punt returns in 2010 averaging 17.1 yards per return, ninth highest in NFL single-season history and highest all-time among players with 30-plus returns. He also led the NFL with nine punt returns of 20-plus yards last season. Toub continues to reinforce the team concept of taking advantage of every opportunity to score, as Hester returned three punts for touchdowns in 2010. In his tenure the Bears have an NFL-high 19 kick return touchdowns compiled by six different players, which does not include two missed field goals returned for touchdowns or Hester's 92-yard kickoff return touchdown in Super Bowl XLI. Hester broke his own NFL record with six kick return touchdowns in 2007 after setting the mark at five in his rookie season of 2006.

Since Toub's arrival, the Bears lead the NFL in punt return yards (3,340), average (11.2 ypr) and touchdowns (13).

Chicago's punt coverage unit ranks second overall since Toub's arrival in 2004, allowing just 7.3 yards per return. Since 2004, punter Brad Maynard leads the NFL having landed 199 punts inside-the-20. The Bears kickoff coverage unit ranks 14th in the NFL since 2004 allowing just 21.9 yards per return.

The Bears blocked two kicks during the 2010 season, tied for fourth in the NFL and led the league with four in 2008 and eight in 2007. Chicago has blocked an NFL-best 20 kicks since 2004, Toub's first year in the Windy City.

Under Toub the Bears rewrote the history books by establishing and tying the record for longest-play in NFL history all in a year's span, although the record fell in 2007. Nathan Vasher set the record in 2005 with a 108-yard missed field goal return only to be matched by Hester on the same type of play just 365 days later in 2006. Only eight missed field goals have been returned for touchdowns since the NFL-AFL merger in 1970.

Gould is the fifth most accurate kicker in NFL history, connecting on 85.5 percent of his career field goal attempts (159 of 186). He owns five of the seven best single-season marks in franchise history in terms of field goal percentage, including the top four. In 2008, Gould set the franchise mark at 89.7 percent (26 of 29). In 2007, Gould was one field goal short of tying his own franchise mark of 32 fields goal made and became the first player in team history with back-to-back seasons with 30-plus field goals made. Gould's 685 points are third most in team history. In 2010, long snapper Patrick Mannelly set the franchise mark for games played and now has 205 in his Bears career.

CHICAGO BEARS STAFF

During his stint with Philadelphia (2001-03), Toub helped Eagles special teams coordinator John Harbaugh earn 2001 NFL Special Teams Coach-of-the-Year honors. A ninth-round draft choice of the Eagles in 1985, Toub returned to Philadelphia 16 years later (2001) as the team's special teams/quality control coach.

Toub spent 15 seasons coaching at the college level before making the jump to the NFL, highlighted by 12 years at Missouri (1989-2000). He coached the defensive line for the final three years of his Mizzou stint (1998-2000), spending the previous nine years (1989-98) as the school's head strength coach. Toub helped produce three all-Big 12 linemen from 1998-2000, including Justin Smith, a first-round draft pick by Cincinnati in 2001. In that capacity he was responsible for the training efforts of 18 varsity sports and, in 1998, was named the Big 12 Conference's strength coach of the year. Toub began his coaching career in 1986 at his alma mater, Texas-El Paso, as a graduate assistant. One year later he began a two-year stint as the school's head strength and conditioning coach (1987-88).

A native of Mahopac, N.Y., Toub was selected in the 9th round by the Philadelphia Eagles in the 1985 NFL Draft. He also spent time in 1986 with the Los Angeles Rams. His career at UTEP included two all-WAC selections and two Academic all-WAC nominations (1983-84). The two-time team captain was also named the program's most outstanding offensive lineman during his junior and senior seasons. Toub earned his Bachelor of Science and Master's of Education degrees from UTEP.

Toub was born in 1962, in Ossining, NY. He and his wife, Cheryl, have one son, Shane, and one daughter, Nicolette.

Dave Toub - Special Teams Coordinator

Born: 1962, Ossining, New York

Playing Experience

Offensive Lineman, Springfield, 1980-81

Offensive Lineman, Texas-El Paso, 1983-84

Coaching Experience

Pro Coach: Chicago Bears (special teams coordinator) 2004-present; Philadelphia Eagles (assistant special teams/assistant defensive line) 2001-03. **College coach:** Missouri (defensive line/strength & conditioning) 1989-2000; Texas-El Paso (strength & conditioning) 1987-88.

SPECIAL TEAMS IN THE RANKINGS

The Bears special teams unit finished fourth in the NFL during the 2010 regular season according to a composite ranking system based on the one used by Rick Gosselin of the *Dallas Morning News*. The system ranks each of the special teams units of every NFL team by way of 22 statistical categories. The rankings focus on return yards, coverage, drive starting point, punting categories, field goals, extra points, turnovers, blocked kicks, points and penalties.

The Bears finished in the top half of the League in 14 of those categories and in the top five in seven during the 2010 season.

Chicago was the top-rated unit in the ranking system during the 2006 and 2007 seasons.

Special teams leaders since 1990 below along with where Chicago finished each year since 1990.

Year	Bears Rank	Champion	Year	Bears Rank	Champion
2010	4	New England	2000	15	Miami
2009	6	Cleveland	1999	4	Seattle
2008	8	Buffalo	1998	4	Dallas
2007	1	Chicago	1997	28	Jacksonville
2006	1	Chicago	1996	19	Buffalo
2005	11	Buffalo	1995	17	Washington
2004	10	Buffalo	1994	9	Cleveland
2003	7	Philadelphia	1993	8	New Orleans
2002	14	New Orleans	1992	8	Indianapolis
2001	2	Philadelphia	1991	25	LA Raiders
			1990	13	Atlanta



BOB BABICH Linebackers

Bob Babich enters his eighth year as an assistant coach with Chicago and sixth year of working with the linebackers. The first assistant to join Lovie Smith's inaugural coaching staff, Babich was initially hired by the Bears on January 17, 2004, as the team's linebackers coach. He added the title of assistant head coach for the 2006 season in which Chicago advanced to the Super Bowl for the first time in 21 years. Babich assumed responsibility as the Bears defense coordinator on February 20, 2007, a title he held for two seasons. In 2008, he once again oversaw the linebackers while handling the duties of defensive coordinator.

During Babich's seven years with the team, the Bears linebacker corps has been arguably the most productive in the NFL. In 2010, Brian Urlacher and Lance Briggs were both selected to the Pro Bowl. It was the third time the duo was selected to the Pro Bowl in the same year with Babich as their coach.

Urlacher was named to his fourth Pro Bowl under Babich's tutelage in 2010 garnering second-team All-Pro status while breaking the franchise record for career tackles (1,556). In 2005, Urlacher was named NFL Defensive Player of the Year and in 2007, he became just the third player in franchise history to record five sacks and five interceptions in a single season.

Briggs was selected to the Pro Bowl for the sixth consecutive season, becoming just the fourth linebacker in franchise history to be selected to six straight Pro Bowls joining Hall of Famers Mike Singletary, Dick Butkus and Bill George.

Either Urlacher or Briggs has led the Bears in tackles in each of Babich's first seven seasons with the team, Briggs in 2004 (168), 2008 (136) and 2009 (147) and Urlacher in 2005 (171), 2006 (185), 2007 (158) and 2010 (146).

Babich began his NFL coaching career in 2003 with St. Louis where he was hired as the team's linebackers coach to serve under Smith, the Rams defensive coordinator at the time. Babich contributed to that defense improving six ranking positions in points allowed from 2002 while jumping from 22nd in the NFL to first with 46 takeaways, including a League-leading 22 fumble recoveries. St. Louis defenders also ranked fourth in the NFL in sacks in 2003, up from seventh in 2002.

Prior to joining the Rams, Babich spent 19 years as a college coach of which the final six he served as the head coach at North Dakota State University (1997-2002). In his first head coaching job, Babich amassed a 46-22 career mark by posting five winning seasons with two NCAA Division II playoff appearances. The Bison were 9-2 in the regular season in his first year in 1997 and 12-1 in 2000, reaching the national semifinals before losing to eventual national champion Delta State. Babich's son, Bobby, played for his dad as a freshman at NDSU.

A native of Aliquippa, Pa., Babich served 12 seasons as an assistant coach at the NCAA Division I level at five different schools, most recently instructing linebackers at Pittsburgh (1994-96). Babich began his career as a graduate assistant coach at his alma mater, Tulsa (1984), before being promoted to tight ends coach (1985), assistant offensive line (1986) and strong safeties (1987). It was with the Golden Hurricane that Babich first worked alongside Smith, the school's linebackers coach from 1983-86. From Tulsa, Babich moved on to become an assistant at Wisconsin for two seasons, one as an assistant offensive line coach (1988) and one as tight ends coach (1989). Babich coached linebackers at Bowling Green (1991) and East Carolina (1992-93) before joining the Panthers in 1994.

Babich and his wife, Nancy, have one son, Bobby, one daughter, Janie, daughter in law, Lacey, son-in-law, Cameron, granddaughter, Lainey, and grandson, Bray.

Bob Babich - Linebackers

Born: 1961, Aliquippa, Pennsylvania

Playing Experience

Linebacker, Mesa (Ariz.) C.C., 1979-80

Linebacker, Tulsa, 1981-82

Coaching Experience

Pro Coach: Chicago Bears (linebackers) 2010-present, Chicago Bears (defensive coordinator) 2007-09, Chicago Bears (asst. head coach/linebackers) 2006, Chicago Bears (linebackers) 2004-05; St. Louis Rams (linebackers) 2003. **College Coach:** North Dakota State (head coach) 1997-2002; Pittsburgh (linebackers) 1994-96; East Carolina (linebackers) 1992-93; Bowling Green (linebackers) 1991; Tulsa (volunteer assistant coach/offensive line) 1990; Wisconsin (assistant offensive line/tight ends) 1988-89; Tulsa (tight ends/assistant offensive line/strong safeties) 1985-87; Tulsa (graduate assistant) 1984.



GILL BYRD Assistant Defensive Backs/Safeties

Gill Byrd, in his sixth season in Chicago, was hired on February 20, 2006. Byrd is entering his fourth season as the Bears assistant defensive backs/safeties coach. In 2007, he served as the assistant defensive backs coach after holding the position of defensive quality control coach in his first year with the team. He was promoted to his current role on January 16, 2008.

In 2010, under Byrd's tutelage, Chris Harris was named a second-team All-Pro by the Associated Press after finishing tied for 10th in the NFL and tied for third among safeties with a career-high five interceptions. The five interceptions were the most by a Bears safety since Mike Brown also had five in 2001. Harris added 96 tackles and two fumble recoveries, both second most in his NFL career. Fellow safety Danieal Manning tied a career high with five pass break-ups in 2010 under Byrd's tutelage and Manning's 85 tackles were second most in his career.

Byrd came to Chicago from St. Louis where he began his coaching career in 2003. His first two seasons were spent as the Rams defensive assistant before being promoted to assistant secondary coach for the 2005 campaign.

Byrd compiled a stand-out 10-year NFL career playing exclusively with the San Diego Chargers and retired after the 1993 season as the team's all-time leader in interceptions (42) and interception return yards (546), two records which he still owns. Chosen by the Chargers with the 22nd overall pick of the first round in the 1983 NFL Draft, Byrd led all NFL cornerbacks in interceptions for three consecutive seasons (1989-91) and paced the Chargers in four straight years (1988-91). Earning All-NFL honors from The Sporting News in 1989 and Football Digest in 1990, Byrd was selected to the Pro Bowl following the 1991 and 1992 seasons. He spent the 1993 season on Injured Reserve with San Diego before retiring. Byrd was inducted into the Chargers Hall of Fame in 1998.

He returned to the NFL with the Green Bay Packers in 1999, serving as the team's executive director/player programs and community affairs for three seasons (1999-2001). In that role, Byrd directed the family assistance program of the Packers' players along with guiding players in continuing education, financial education and career internships. He began his coaching career as a volunteer with the Rams in 2003 under then-defensive coordinator Lovie Smith.

Byrd graduated from San Jose State with a degree in finance. He and wife Marilyn have two sons: Gill II, who lettered three years as a defensive back and graduated with a degree in Hotel-Restaurant Tourism from New Mexico State, and Jairus, who lettered for three years at the University of Oregon and was named to the 2010 Pro Bowl as a rookie safety for the Buffalo Bills after tying for the NFL lead with nine interceptions.

Gill Byrd - Asst. Defensive Backs/Safeties

Born: 1961, San Francisco, California

Playing Experience

Cornerback, San Jose State, 1978-82

Pro Cornerback/Safety, San Diego

Chargers, 1983-92

Coaching Experience

Pro Coach: Chicago Bears (assistant defensive backs/safeties) 2008-present, (assistant defensive backs) 2007, (defensive quality control) 2006; St. Louis Rams (assistant secondary) 2005, (defensive assistant) 2003-04.

2011 OFFSEASON TRANSACTIONS

- Jan. 4.....Sign WR Eric Peterman to the practice squad
- Jan. 10.....Sign WR Onrea Jones and DT Tank Tyler to reserve/future contracts
- Jan. 18.....Sign QB Matt Gutierrez to reserve/future contract
- Jan. 19.....Sign LB Patrick Trahan to the practice squad
- Terminate the practice squad contact of WR Rashaun Greer
- Jan. 24.....Sign G Johan Asiatu, CB K.J. Gerard, T Levi Horn, LB Chris Johnson, LB Patrick Trahan and FB Eddie Williams to reserve/future contracts
- Jan. 25.....Sign DE Nick Reed to reserve/future contract
- Jan. 26.....Agree to terms with Kevin O'Dea making him assistant special teams coach
- Feb. 3.....Sign Mike Phair making him defensive line coach



SHANE DAY Quarterbacks

Shane Day is in his second season as Chicago's quarterbacks coach after being hired on February 5, 2010.

In 2010, Bears quarterbacks threw for 3,397 yards, ninth most in team history. Their 7.3 yards per attempt was highest for the franchise since 1995. Jay Cutler's 7.6 yards per attempt was seventh highest in the NFL in 2010 and 13th best in team history, highest since Jim McMahon (7.8) in 1987. Cutler's 3,274 passing yards in 2010 is third most in franchise history and his 86.3 passer rating is sixth highest in Bears annals. His 23 touchdown passes were tied for fifth most in franchise history.

Day joined the Bears after spending three seasons as the San Francisco 49ers quality control coach. Working with the offensive staff in game planning and practice preparations, Day helped oversee the quarterbacks in 2007, the running backs in 2008 and the offensive line in 2009.

Prior to his time in San Francisco, Day spent one season at the University of Michigan as the quality control coach while working with the quarterbacks.

Day got his coaching start at Auburn (WA) Riverside High School, where he spent one season coaching the wide receivers (2001) and three overseeing the quarterbacks (2002-04), adding the duties of offensive coordinator during his final two years. Day played collegiate football as a wide receiver at Rhodes College in Memphis. He went on to graduate from Kansas State University in 1999 with a degree in English. Shane is married to the former Christie Gillespie.

Shane Day - Quarterbacks

Born: 1974, Manhattan, Kansas

Playing Experience

Wide Receiver, Rhodes College, 1995-96

Coaching Experience

Pro Coach: Chicago Bears (quarterbacks) 2010-present; San Francisco 49ers (quality control) 2007-09.

2011 OFFSEASON TRANSACTIONS (cont.)

- Feb. 4 Sign WR Andy Fantuz to reserve/future contract
- Feb. 18 Sign P Richmond McGee to a 2-year contract
- Feb. 25 Agree to terms with Head Coach Lovie Smith on a 2-year contract extension
- Feb. 28 Terminate the contracts of vested veterans DT Tommie Harris, LB Hunter Hillenmeyer and T Kevin Shaffer
- April 28 Draft T Gabe Carimi
- April 29 Draft DT Stephen Paea and S Chris Conte
- April 30 Draft OB Nathan Enderle and LB J.T. Thomas
- July 26 Agree to terms with WR Kris Adams, TE Mario Addison, LB Tanner Antle, LB Tressor Baptiste, C J.C. Brignone, CB Antareis Bryan, DT Corbin Bryant, WR Travis Cobb, T Josh Davis, LB Dom DeCicco, G Ricky Henry, CB Mike Holmes, RB Robert Hughes, CB Ryan Jones, P Spencer Lanning, C Alex Linnenkohl, DT Jordan Miller, LB Deron Minor, DT Sean Mumane, WR Dane Sanzenbacher, TE Andre Smith, S Winston Venable, OB Trevor Vittatoe, S Anthony Walters and WR Jimmy Young
- July 27 Sign OB Nathan Enderle and LB J.T. Thomas to 4-year contracts
- July 28 Trade TE Greg Olsen to Carolina for an undisclosed 2012 draft pick
- Release/failed physical TE Brandon Manumaleuna
- July 29 Sign DE Jake Laptad, TE Draylen Ross, RB Dan Dierking and T Mike Lamphear to 3-year contracts and DT Stephen Paea and S Chris Conte to 4-year contracts
- Agree to terms with RB Kahlil Bell, DL Vernon Gholston, OB Caleb Hanie, FB Will Ta'ufu'uo, G Edwin Williams and WR Roy Williams to 1-year contracts, DT Anthony Adams and LB Nick Roach on 2-year contracts, WR Sam Hurd and TE Matt Spaeth on 3-year contracts, T Gabe Carimi on a 4-year contract with a club option for a fifth year and P Adam Podlesh on a 5-year contract



MIKE DEBORD **Tight Ends**

Mike DeBord is in his second season as Chicago's tight ends coach after being hired on February 2, 2010.

In 2010 under the tutelage of DeBord, Greg Olsen tied for the team lead and was tied for eighth in the NFL among tight ends with five touchdown receptions. In the Bears Divisional Playoff victory over Seattle, Olsen's 113 receiving yards were third most in franchise playoff history and 12th most in NFL postseason history among tight ends. Olsen's 37.7 yards per catch (three receptions) average in the Divisional Playoff was highest in franchise postseason history and tied for 13th highest in NFL playoff history among players with at least three receptions. Kellen Davis also added a 39-yard touchdown in the contest - the longest in franchise postseason history for a tight end - marking the first time in Bears history two tight ends caught a touchdown pass in a single playoff contest.

Prior to his time in Chicago, DeBord spent two seasons with the Seattle Seahawks as an assistant offensive line coach (2008) and tight ends coach (2009) after spending 26 years in the collegiate coaching ranks.

Under DeBord's guidance in 2009, tight end John Carlson led the Seahawks with seven touchdown receptions which ranked seventh in the NFL amongst his position.

DeBord came to Seattle from the University of Michigan where he spent 12 seasons over the course of two stints with the Wolverines working as an offensive line coach (1992-96) adding the duties of assistant head coach from 1995-96, offensive coordinator/tight ends (1997-99 and 2006-07) and special teams/recruiting coordinator (2004-05). As an offensive coordinator, DeBord was named The Sporting News National Assistant Coach of the Year after helping lead the Wolverines to the Associated Press National Championship.

In between his stints with the Wolverines, DeBord was head coach of Central Michigan (2000-03).

DeBord entered the collegiate coaching ranks in 1982 as an offensive line coach for Franklin College, a position he held for two seasons. He also served as an offensive line coach at Fort Hays (1984), Eastern Illinois (1987-88), Ball State (1989), Colorado State (1990-91) and Northwestern (1992). From 1985-86, DeBord was the offensive coordinator/quarterbacks/wide receivers at Fort Hays State.

DeBord played collegiate football at Manchester College (1974-77) before receiving his Master's degree from Ball State in 1981. He was inducted into the Indiana Football Hall of Fame in 2005. He and his wife, Deb, have two sons, Tyler and Kyle, daughter-in-law, Carla, and grandson, Anthony.

Mike DeBord - Tight Ends

Born: 1956, Muncie, Indiana

Playing Experience

O-line, Manchester University, 1974-77

Coaching Experience

Pro Coach: Chicago Bears (tight ends) **2010-present**; Seattle Seahawks (tight ends) **2009**, (assistant offensive line) **2008**. **College Coach:** Michigan (offensive coordinator/tight ends) **2006-07**, (special teams/recruiting coordinator) **2004-05**; Central Michigan (head coach) **2000-03**; Michigan (offensive coordinator/tight ends) **1997-99**, (offensive line) **1992-96**; Northwestern (offensive line) **1992**; Colorado State (offensive line) **1990-91**; Ball State (offensive line) **1989**; Eastern Illinois (offensive line) **1987-88**; Fort Hays State (offensive coordinator/quarterbacks/wide receivers) **1985-86**; Fort Hays State (offensive line) **1984**; Franklin (offensive line) **1982-83**.

2011 OFFSEASON TRANSACTIONS (cont.)

July 30 **Sign CB Corey Graham to a 1-year contract**
Agree to terms with DT Amobi Okoye on a 1-year contract and
RB Marion Barber on a 2-year contract
 July 31 **Agree to terms with LB Brian Iwuh on a 1-year contract and**
C Chris Spencer on a 2-year contract
 Aug. 1 **Waive P Richmond McGee and DT Sean Murnane**
 Aug. 2 **Waive S K.J. Gerard**
Agree to terms with TE Desmond Clark



DARRYL DRAKE Wide Receivers

Darryl Drake is in his eighth season as the Bears wide receivers coach. Drake was hired on February 6, 2004 after coaching 21 seasons at the collegiate level. He came to Chicago after six seasons (1998-2003) as the receivers coach at the University of Texas, adding the title of associate head coach on Mack Brown's Longhorns staff prior to the 2003 season.

Drake's significant experience as a collegiate tutor of wide receivers has served him well during his time with the Bears as he worked with young receiving corps in each of his first seven seasons in Chicago. Throughout his tenure he has helped developed such young talent at the receiver position as Devin Hester, Earl Bennett, Johnny Knox, Rashied Davis, Devin Aromashodu, Mark Bradley, Justin Gage and Bernard Berrian.

In 2010, Knox had 960 yards receiving, most by a Bears player since 2002. Knox's 18.8 yards per reception (51 catches) was fifth in the NFL, which marks the first time since 1987 that a Bears player finished in the top five in the league in receiving average. In 2009, Knox's 45 receptions were tied for the most ever by a Bears rookie wide receiver, tied for third all-time by a Chicago rookie and seventh among NFL rookies in 2009. His 527 receiving yards that season were fifth most by a rookie in franchise history and ninth among league rookies. Hester's 2,196 career receiving yards are 24th all-time in franchise history in just four seasons as a wide receiver. Over the final nine weeks of the 2010 regular season, Bennett had 11 receptions on third downs, taking each one for a first down, tied for ninth most in the NFL during that span.

In 2010, the Bears dropped just 23 passes, tied for seventh fewest in the NFL. In 2009, Chicago was tied for the fewest dropped passes in the NFL with just 20. During the Bears Super Bowl run in 2006 under Drake's leadership, the Bears were the NFL leaders by hauling in 95.9-percent (282 of 294) of the catchable balls thrown their way. The 12 drops by Chicago's receivers during the season equaled Buffalo for fewest in the League.

At Texas, Drake guided three different Longhorn wide receivers to first-team All-Big 12 honors and directed three of the most productive receiving duos in UT history. While coaching the only 1,000-yard receivers in the school's history, the Longhorns averaged nearly 10 wins a season. Drake mentored first-round draft pick Roy Williams, who finished his UT career as the leading receiver in school history with 251 receptions for 4,017 yards (16.0 yards per receptions) and 37 touchdowns. He also coached Wayne McGarity, a fourth-round draft pick of the Dallas Cowboys in 1999.

Prior to that, Drake spent one season as the offensive coordinator and quarterbacks coach at Baylor (1997) after five seasons coaching wide receivers at Georgia (1992-96). During his time with the Bulldogs, Drake tutored some of the top receivers in the SEC: Andre Hastings, Brice Hunter and future NFL Pro Bowler Hines Ward.

Drake began his coaching career at Western Kentucky as a graduate assistant coach (1983-84) and spent nine seasons with the Hilltoppers, working with the wide receivers for four seasons (1985-88), the secondary for two years (1989-90) and serving as the passing game coordinator/quarterbacks coach in 1991. He starred as a wide receiver for WKU in 1975 and during the 1977-78 seasons. He helped the Hilltoppers to an 8-2 record and the OVC Championship as a senior and was a member of their 11-2 OVC Championship squad that played in the NCAA Division II Championship game in 1975.

Following his collegiate career, Drake spent time in professional football with the Washington Redskins (1979), Ottawa Roughriders of the Canadian Football League (1981) and Cincinnati Bengals (1983). The Louisville, Ky., native earned his bachelor's (1980) and master's (1984) from Western Kentucky.

Drake was an all-state performer in football and an All-American in both track and field and basketball at Flaget High School in Louisville. He and his wife, Sheila, have three daughters, Shanice, Felisha and Marian.

Darryl Drake - Wide Receivers

Born: 1956, Louisville, Kentucky

Playing Experience

Wide Receiver, Western Kentucky, 1975-78
Pro Wide Receiver, Washington Redskins, 1979; Ottawa Roughriders (CFL), 1981; Cincinnati Bengals, 1983

Coaching Experience

Pro Coach: Chicago Bears (wide receivers) 2004-present. **College coach:** Texas (associate head coach/wide receivers) 2003, Texas (wide receivers) 1998-2002; Baylor (offensive coordinator/quarterbacks) 1997; Georgia (wide receivers) 1992-96; Western Kentucky (passing game coordinator/QBs/secondary/wide receivers/graduate assistant) 1983-91.



JON HOKE **Defensive Backs**

Jon Hoke, in his third season as Chicago's defensive backs coach, was hired on January 13, 2009.

In 2010, under Hoke's guidance CB Charles Tillman and S Chris Harris had five interceptions each and CB D.J. Moore had four, marking the first time since 1986 that a trio of Bears players had at least four INTs each. Harris who named a second-team All Pro by the Associated Press in 2010, recording all five of his career-high five interceptions in the last nine weeks of the regular season, tied for second most in the NFL during that span. Tillman returned his five interceptions in 2010 127 yards, third most in the NFL. Tillman's 25.4 yards per return was third highest in the NFL and Moore's 23.8 average was fourth.

In 2009, second-year cornerback Zackary Bowman ranked tied for fifth in the NFL with six interceptions, the most by a Bears corner since Nathan Vasher had eight in 2006. Tillman ranked second in the NFL in 2009 with six forced fumbles, the most among defensive backs.

Prior to his time in Chicago, the 28-year coaching veteran spent the previous seven seasons (2002-08) as the Houston Texans defensive backs coach after spending three seasons (1999-2001) at the University of Florida as the Gators defensive coordinator/secondary coach. He added the title of assistant head coach in his final two seasons (2000-01) at Florida.

During his time with the Texans, Houston defensive backs accounted for 82.8 percent (72 of 87) of the teams' interceptions, seventh-highest percentage in the NFL during that span and third-highest in the AFC.

Prior to his time in Gainesville, Hoke tutored the defensive backs at Missouri for five seasons (1994-98) after spending three years in the same capacity at Kent State (1989-93), adding the title of defensive coordinator in his final season with the Golden Flashes.

Hoke started coaching at Bowling Green in 1983 as the Falcons' secondary/special teams coach. He spent four seasons in Bowling Green before coaching the defensive backs/special teams at San Diego State from 1987-88.

A four-year letterman at Ball State (1976-79), Hoke earned all-MAC honors as a defensive back. He earned a bachelor's degree in physical education. Hoke played 11 games for the Bears in 1980, recording seven tackles.

A native of Kettering, Ohio, Hoke and his wife, Jody, have four children: Mallory, Kyle and twins Kendall and Carly.

Jon Hoke - Defensive Backs

Born: 1957, Kettering, Ohio

Playing Experience

Defensive Back, Ball State, 1976-79

Pro Defensive Back, Chicago Bears, 1980

Coaching Experience

Pro Coach: Chicago Bears (defensive backs) **2009-present**; Houston Texans (defensive backs) **2002-08**. **College coach:** Florida (assistant head coach/defensive coordinator/secondary) **2000-01**, (defensive coordinator/secondary) **1999**; Missouri (defensive backs) **1994-98**; Kent State (defensive coordinator/defensive backs) **1993**, (defensive backs) **1989-92**; San Diego State (defensive backs/special teams) **1987-88**; Bowling Green (secondary/special teams) **1983-86**.

CHICAGO BEARS FREE AGENT SIGNINGS

2008

Name, Pos	From
Lance Briggs, LB	CHI

2009

Name, Pos	From
Brett Basanez, QB	CAR
Josh Bullocks, S	NO
Frank Omyale, G	CAR

2010

Name, Pos	From
Tim Jennings, CB	IND
Brandon Manumaleuna, TE	SD
Julius Peppers, DE	CAR
Chester Taylor, RB	MIN
Pisa Tinoisamoa, LB	CHI

2011

Name, Pos	From
Anthony Adams, DT	CHI
Marion Barber, RB	DAL
Desmond Clark, TE	CHI Andy
Fantuz, WR	CFL

Vernon Gholston, DL	NYJ
Corey Graham, CB	CHI
Sam Hurd, WR	DAL
Brian Iwuh, LB	CHI
Onrea Jones, WR	ARZ
Amobi Okoye, DE	HOU
Adam Podlesh, P	JAX
Nick Reed, DE	SEA
Matt Spaeth, TE	PIT
Chris Spencer, C	SEA
Will Ta'ufo'uo, FB	CHI
Patrick Trahan, LB	TEN
Tank Tyler, DT	CAR
Roy Williams, WR	DAL

**KEVIN O'DEA** Assistant Special Teams

Kevin O'Dea will begin his second stint as the Bears assistant special teams coach, holding the same position during the 2006 and 2007 seasons, after being hired on January 26, 2011. During his first stint with the team, the Bears special teams unit, under coordinator Dave Toub and O'Dea, ranked first in the NFL in overall special teams rankings (according to the Dallas Morning News ranking system compiled by Rick Gosselin) each season. O'Dea helped K Robbie Gould to the Pro Bowl following the 2006 season after Gould set the franchise record with 32 field goals made and established a then team-best 88.9 field goal percentage (32 of 36). In 2007, Gould had 31 field goals made and his 86.1 percentage (31 of 36) was second highest at the time.

O'Dea spent 2010 as the special teams coordinator of the Hartford Colonials of the UFL after spending two seasons in the same position with the New York Jets. O'Dea also served as the special teams coach of the Arizona Cardinals (2004-05), helping Neil Rackers to the Pro Bowl following the 2005 season, special teams assistant with the Detroit Lions (2002-03), offensive/defensive assistant with the Tampa Bay Buccaneers (1996-01) and defensive/special teams coach with San Diego (1994-95).

O'Dea jumped to the professional ranks following eight years as a collegiate coach capped off by three years at Penn State where, as a graduate assistant, O'Dea worked with the wide receivers (1991), then was named assistant strength coach/defensive line/linebackers for the 1992 and 1993 seasons. Prior to that, O'Dea spent three years at the University of Virginia, as a graduate assistant from 1988-89 and as assistant strength coach in 1990. He also spent 1987 at the freshman defensive backs coach at Cornell.

A native of Williamsport, Pa., O'Dea spent a four-year term in the Coast Guard (1979-83) before enrolling at Lock Haven University where he played wide receiver and defensive back until a back injury cut short his playing career. While still a student, he coached wide receivers at Lock Haven and earned a degree in fitness management. O'Dea later obtained a master's degree in education from the University of Virginia. He and his wife, Mary Anne, have two sons, Sean Michael and Ryan Matthew.

Kevin O'Dea - Assistant Special Teams

Born: 1960, Williamsport, Pennsylvania

Playing Experience

Wide Receiver/Defensive Back, Lock Haven University, 1984-85

Coaching Experience

Pro Coach: Chicago Bears (assistant special teams) **2011-present, 2006-2007**; New York Jets (special teams coordinator) **2008-09**; Arizona Cardinals (special teams) **2004-05**; Detroit Lions (special teams assistant) **2002-03**; Tampa Bay Buccaneers (offensive/defensive assistant) **1996-2001**; San Diego Chargers (defensive/special teams assistant) **1994-95**. **College Coach:** Penn State (assistant strength/defensive line/linebackers) **1992-93**; Penn State (graduate assistant) **1991**; Virginia (graduate assistant) **1989-90**; Cornell (defensive backs-freshman) **1987**; Lock Haven (wide receivers) **1986**.

HOME OF THE BEARS

Staley Field*	1920
Cubs Park*	1921-25
Wrigley Field	1926-70
Soldier Field	1971-2001
Memorial Stadium#	2002
Soldier Field	2003-present

*Re-named Wrigley Field in 1926

^Decatur, Ill. #Champaign, Ill.





MIKE PHAIR Defensive Line

Mike Phair will begin his first season as defensive line coach of the Bears after being hired on February 3, 2011.

Phair has spent the last six seasons with the Seattle Seahawks and the last three on their coaching staff. Phair held the positions of defensive assistant (2010), assistant defensive line coach (2009) and assistant linebacker coach (2008) with Seattle after spending the previous three years as an area scout for the Seahawks (2005-07). In his first season with the Seahawks, Seattle won the NFC Championship. In 2008, Phair helped linebacker Julian Peterson to his fifth Pro Bowl nod.

Prior to coming to Seattle, Phair spent three seasons in the college scouting department of the Tampa Bay Buccaneers, including their Super Bowl XXXVII championship season in 2002. Phair has college coaching experience with Arizona State (graduate assistant/defense, 1999-2000) working with the defensive line and Tiffin University (linebackers/special teams/recruiting, 2001).

Phair played collegiate football at Arizona State, starting two years at linebacker after beginning his career with the Sun Devils as a walk-on. He played two seasons at Mesa Community College, earning first-team all-conference honors in 1989.

Phair and his wife, Jennifer, have four children: Parker, Coleman, Maisy and Ava.

Mike Phair - Defensive Line

Born: 1969, Mesa, Arizona

Playing Experience

Linebacker, Mesa (Ariz.) C.C., 1988-89, Arizona State, 1990-91

Coaching Experience

Pro Coach: Seattle Seahawks (defensive assistant) **2010**, Seattle Seahawks (assistant defensive line) **2009**, Seattle Seahawks (assistant linebackers) **2008**. **College Coach:** Tiffin University (linebacker/special teams/recruiting) **2001**, Arizona State (graduate assistant/defense – defensive line) **1999-2000**.

THE UNIFORM

The Chicago Bears, originally called the Decatur Staleys when founded in 1920, wore blue jerseys with tan colored vertical striping in their inaugural season. The vertical stripes were actually strips of leather sewn onto the uniform to help the ball carrier secure the ball.

In 1935 the Bears introduced an orange jersey with black arm stripes and black helmet and by 1958 were wearing the familiar navy blue with burnt orange. The Bears unique "rounded" number style on the uniforms and numbers on the sides of the sleeves of the jerseys date back to the 50's. The Bears trademark 'C' logo appeared on helmets in 1962 and its use continues through present day although the mark has changed from white to orange and the shape has changed slightly. After 11 years, the white 'C' logo is colored orange with white trim in 1973 and still has the same look today. The initials GSH were added to the left sleeve in 1984 in honor of the late 'Papa Bear' George S. Halas, who passed away Oct. 31, 1983. The uniform has had a very consistent look from the 1970's with the exception of blue pants with white jersey introduced in 1984 as a road uniform. On Oct. 7, 2002 on a Monday Night Football game against Green Bay, the Bears wore their traditional home blue jerseys with the blue pants for the first time. On Nov. 25, 2004, for a Thanksgiving game at Dallas, the Bears wore a throwback orange jersey; then, on Nov. 13, 2005, introduced a new-look orange third jersey and have worn that for one game each season since.





TIM SPENCER Running Backs

Tim Spencer, in his eighth season as the Bears running backs coach, was named to his current position on January 27, 2004. Spencer came to the NFL following 10 seasons of tutoring the ball carriers at his alma mater of the Ohio State University.

Since Spencer joined the Bears staff in 2004, Chicago running backs have claimed five of the top six single-season reception totals in franchise history at the position. Matt Forte claimed the top-two spots in 2008 (63 receptions) and 2009 (57), Thomas Jones is third (56 in 2004) and Forte (2010) and Adrian Peterson (2007) are tied for fifth with 51. During that span the Bears have compiled 11,752 rushing yards on 3,065 carries.

In 2010, Forte rushed for 1,069 yards on 237 carries for a 4.5 ypc average, highest by a Bears running back with 200 rushing attempts since 1989 (Neal Anderson). Adding 547 receiving yards last season, Forte joined Hall of Famer Walter Payton (1983) as the only players in franchise history with 1,000 yards rushing and 500 yards receiving in the same season.

Under Spencer's tutelage, Forte is just the second player in franchise history to reach 1,600 scrimmage yards in multiple seasons (1,715 in 2008 and 1,616 in 2010) joining Payton (1977-81, 1983-86).

In 2008, Forte broke franchise rookie records in rushing yards (1,238), yards from scrimmage (1,715) and receptions (63). Under Spencer's guidance, Forte became one of just eight rookies in NFL history to rush for 1,000-plus yards and record 50-plus receptions. In 2007, Spencer's unit finished fifth in the NFL with 693 receiving yards on 86 receptions and the Bears were one of 12 teams in the NFL in 2007 that had two players rush for 500 or more yards. Peterson led the way with 420 receiving yards, fourth-most among NFL running backs, on 51 receptions. In 2006, Spencer's unit fell less than 100 yards shy of reaching the 2,000 rushing yard mark as a team after topping that milestone in 2005 for the first time in 15 seasons.

Prior to joining the Bears, Spencer was the position coach for Eddie George during his Heisman Trophy-winning season of 1995 and during the Buckeyes national championship season in 2002. He was part of three Big Ten championship teams (1996, 1998, 2003) as a coach at OSU and was part of an offensive attack which led the Big Ten in scoring offense and total offense three of his 10 seasons (1995, 1996, 1998). Including George (twice), he produced 1,000-yard rushers six times during his tenure (Pepe Pearson, Michael Wiley, Jonathan Wells, Maurice Claret) including George's school single-season record of 1,927 yards in 1995.

A running back at Ohio State from 1979-1982, Spencer was the second player taken in the 1983 USFL draft where he played one year each for Chicago (1983), Arizona (1984) and Memphis (1985) before signing with the San Diego Chargers (1985-90) where he was a four-year starter at fullback. He returned to Ohio State in 1993 after retiring from professional football to finish his degree requirements and was named to John Cooper's coaching staff prior to the 1994 season.

The Buckeyes' starting fullback as a sophomore, he moved to tailback his final two years and led the team in rushing both of those seasons. He closed out his career with 3,553 yards rushing and still ranks third on OSU's all-time rushing list, trailing only Heisman Trophy winners Archie Griffin (5,589) and George (3,768). Spencer was the Buckeyes' co-captain and MVP as a senior. He also was MVP of the 1982 Holiday Bowl, rushing for 167 yards and two touchdowns in the Buckeyes' 47-17 win over Brigham Young. During his four years at Ohio State, the Buckeyes posted a combined record of 38-10 and played in four bowl games, including the 1980 Rose Bowl.

Spencer and his wife, Gilda, have two sons, Cole and Evan. Evan will be playing football for Ohio State this fall.

Tim Spencer - Running Backs

Born: 1960, Martins Ferry, Ohio

Playing Experience

Running Back, Ohio State, 1979-82
Pro Running Back, Chicago (USFL) 1983;
Arizona (USFL) 1984; Memphis (USFL)
1985; San Diego Chargers, 1985-90

Coaching Experience

Pro Coach: Chicago Bears (running backs) 2004-present. College Coach: Ohio State (running backs) 1994-2003.



MIKE TICE *Offensive Line*

Mike Tice is in his second season as Chicago's offensive line coach after being hired on January 15, 2010.

In 2010, Tice worked to develop young talent along the offensive line while solidifying the starting five over the final 11 games of the regular and postseason in which the same five players helped lead the Bears to an 8-3 record over that span.

Prior to his time with the Bears, the 15-year NFL coaching veteran spent the previous four seasons in Jacksonville (2006-09) as the Jaguars assistant head coach, overseeing the tight ends for the last three years. In Tice's first two seasons in Jacksonville, the Jaguars rushing attack had the two most productive seasons in team history, gaining 2,541 yards in 2006 and 2,391 yards in 2007. Jacksonville set franchise records in 2007 for points (411), average yards per play (5.6) and touchdowns (50).

Before joining the Jaguars, Tice spent 14 seasons with the Minnesota Vikings as a player and coach. After playing tight end for three seasons (1992-93, '95), he worked as tight ends coach in 1996 and offensive line coach from 1997-2001, before being promoted to head coach.

Tice compiled a 33-34 record as head coach, including 1-1 in the playoffs.

During his tenure as head coach of the Vikings, Tice helped lead Minnesota to a record of .500 or better in three of four seasons. In 2004, the Vikings offense established franchise records in total net yards (6,339) and passing yards (4,754) and the 50 touchdowns are fourth most in team history. The Vikings won their first road playoff game since 1997 during the postseason that year and three Minnesota players were named to the Pro Bowl (C Matt Birk, QB Daunte Culpepper and DT Kevin Williams).

A year earlier (2003), the Vikings had their first winning season since 2000 and the team led the NFL in offense for the first time in franchise history (6,294 yards).

In his first year as head coach in 2002, Minnesota led the NFL in rushing for the first time in franchise history with 2,507 yards.

During Tice's tenure as head coach, the Vikings established an NFL record for most consecutive games with over 300 yards of offense with 36 from 2002-04.

As an offensive line coach, Tice tutored five different players - Birk, Jeff Christy, Randall McDaniel, Todd Steussie and Korey Stringer - to 10 Pro Bowl appearances. In 1998, when the Vikings scored an NFL-record 556 points, three Minnesota offensive linemen started in the Pro Bowl.

As a player, Tice appeared in 177 games, catching 107 passes for 894 yards and 11 touchdowns for the Seattle Seahawks (1981-88, 1990-91), Washington Redskins (1989) and Minnesota Vikings.

Tice was born in Bayshore, New York and attended Central Islip High School in Long Island, lettering in football, basketball and lacrosse. He played football under current University of Central Florida head coach George O'Leary. In college, Tice was a quarterback at the University of Maryland (1977-80) starting two seasons (1979-80).

Tice and his wife, Diane, have two children, Adrienne and Nathan.

Tice's brother, John, played for the New Orleans Saints from 1983-92.

Mike Tice - Offensive Line

Born: 1959, Bayshore, New York

Playing Experience

Quarterback, Maryland, 1977-80

Pro Tight End, Minnesota Vikings, 1992-93, 1995;

Seattle Seahawks, 1990-91; Washington Redskins, 1989; Seattle Seahawks 1981-88

Coaching Experience

Pro Coach: Chicago Bears (offensive line) **2010-present;** Jacksonville Jaguars (assistant head coach/tight ends) **2007-09,** (assistant head coach) **2006;** Minnesota Vikings (head coach) **2001-05,** (offensive line) **1997-2001,** (tight ends) **1996.**

**ANDREW HAYES-STOKER** Off. Quality Control

Andrew Hayes-Stoker is in his second season as Chicago's offensive quality control coach after being named to the position on February 5, 2010. Prior to his current position, Hayes-Stoker spent the previous four years (2006-09) as the Bears football operations assistant. Hayes-Stoker assists with the wide receivers unit in his position as quality control coach after carrying out football and business related duties in his previous role.

Prior to his time in Chicago, Hayes-Stoker worked as a graduate assistant for the Texas A&M football team from 2005-06.

Hayes-Stoker played football collegiately at Texas Christian (1999-2002), where he was a two-time captain. After graduation, Hayes-Stoker worked as a recruiter for TCU (2004-05) before heading to College Station.

Andrew Hayes-Stoker - Off. Quality Control

Born: 1979, Arlington, Texas

Playing Experience

Running Back, Texas Christian, 1999-2002

Coaching Experience

Pro Coach: Chicago Bears (offensive quality control) 2010-present.

**MIKAL SMITH** Defensive Quality Control

Mikal Smith is in his second season as the Bears defensive quality control coach. Smith was hired to Chicago's coaching staff on February 5, 2010 after spending one season as a Bears coaching assistant.

Prior to his time with the Bears, Smith was an assistant coach at Trinity International University (Deerfield, IL) for two years (2006-07), coaching the defensive backs and adding the duties of special teams coordinator in his final season.

Smith played collegiate football at Arizona (1995-96) where he was a two-year starter at safety and graduated from Carthage College with a degree in exercise, sports and science.

Mikal Smith - Defensive Quality Control

Born: 1976, Dallas, Texas

Playing Experience

Safety, Arizona, 1995-96

Coaching Experience

Pro Coach: Chicago Bears (defensive quality control) 2010-present. College coach: Trinity International University (special teams coordinator/defensive backs) 2007, (defensive backs) 2006.

BEARS ROOKIE QB PERFORMANCES
(in first NFL start, 1965-2008)

Quarterback	Date/Opponent	Result	Comp-Att-Yds (%)	TD-INT	Rating
Kyle Orton	9/11/2005 at WASH	L, 9-7	15-28-141 (53.5)	0-1	52.8
Craig Krenzel	10/31/2004 vs. SF	W, 23-13	13-25-168 (52.0)	1-1	70.1
Rex Grossman	12/14/2003 vs. MIN	W, 13-10	13-30-157 (43.3)	0-0	60.0
Cade McNown	10/17/1999 vs. PHI	L, 16-20	17-33-255 (51.5)	1-2	62.1
Moses Moreno	11/29/1998 vs. TB	L, 17-31	18-41-153 (43.9)	1-0	62.3
Will Furrer	12/27/1992 at DAL	L, 14-27	9-23-89 (39.1)	0-3	11.2
Jim McMahon	11/21/1982 vs. DET	W, 20-17	16-27-233 (59.3)	2-3	72.5
Bob Avellini	11/30/1975 at GB	L, 7-28	9-25-109 (36.0)	0-3	10.7
Gary Huff	12/2/1973 vs. LARams	L, 0-26	9-19-99 (47.4)	0-0	58.9
Bobby Douglass	10/19/1969 at DET	L, 7-13	4-9-41 (44.4)	1-0	95.1



RUSTY JONES Director of Physical Development

Rusty Jones is in his fourth season as the Bears Director of Physical Development and seventh overall with the team after spending his first three seasons in Chicago as the strength and conditioning coordinator. Jones, a veteran of 20 NFL seasons with the Buffalo Bills when he was hired by Chicago on February 3, 2005, became just the third full-time strength coach in Bears history since the position was created in 1974.

Jones was named 2006 National Professional Strength and Conditioning Coach of the Year by the Professional Football Strength and Conditioning Coaches Society in February of 2007. The award recognized his proficiency at enacting his renowned conditioning and nutrition program upon his arrival in Chicago. Jones has seen the principles of his program wholeheartedly adopted by the players throughout the roster.

Known around the NFL as one of the finest strength, conditioning and nutrition experts in the business, Jones has created a nutritional and workout programs specifically designed for each Bears player to maximize performance while maintaining year-round health.

Before joining the Bears, he had spent his entire NFL career in Buffalo after being hired in June of 1985. He spent 19 years as the Bills strength and conditioning coordinator before being promoted to director of physical development/assistant to the head coach prior to the 2004 season.

During his tenure in Buffalo, Jones worked under six head coaches including Hall of Famer Marv Levy and worked with over 25 different Pro Bowlers including Hall of Famers Jim Kelly and James Lofton. The Bills qualified for the playoffs in 10 of Jones' 20 seasons with the team, including four consecutive Super Bowl appearances from 1990-93. He gained league-wide notoriety for getting Buffalo's players in top physical condition while the Bills enjoyed success running the "no-huddle" offense in the early 1990's. Prior to joining the Bills in June of 1985, Jones spent two years as the conditioning supervisor for the DeBartolo Corporation, working in Pittsburgh with the Penguins, Spirit and Maulers (1983-84).

Jones earned a physical education degree from Springfield (Mass.) College and taught for two years at Dover High School in New Hampshire. The native of Berwick, Maine and Noble High School returned to Springfield to earn a master's degree in exercise physiology (1979-82), serving as a graduate assistant with the football program during that time.

Jones and his wife, Sharon, have one son, Tyler. Sharon is a professional singer who performed the national anthem before one Bears game in 2006 after doing so many times in Buffalo.



JIM ARTHUR Strength and Conditioning Coach

Jim Arthur is in his fourth season as the Bears strength and conditioning coach and seventh overall after spending his first three seasons in Chicago as the assistant strength and conditioning coach. Arthur came to Chicago after spending three seasons as an intern with the Buffalo Bills. He made the move to Chicago with his Buffalo mentor, Rusty Jones.

Arthur assists Jones with implementing and overseeing the team's strength, conditioning, speed, agility and nutritional programs. He also performs flexibility enhancing techniques, measures and evaluates player body composition, while educating the athletes on proper nutritional guidelines, including hydration and muscle glycogen repletion.

Arthur began his coaching career at his alma mater, Springfield (Mass.) College, working as a student assistant until his graduation in 2000, then as a graduate assistant where he earned his Master of Education in Applied Exercise Science in 2002. He interned at Louisiana Tech University during the summer of 2001 and at Boston College while finishing his master's degree in 2002 before joining the Bills.

A native of Cheshire, CT, Arthur is married to the former Kendra Selin.



TIM RUSKELL Director of Player Personnel

Tim Ruskell is in his second year as the Bears Director of Player Personnel, after being hired on April 30, 2010. During 24 seasons in the NFL, Ruskell has helped take two separate franchises to the Super Bowl (Tampa Bay and Seattle), all four clubs he has worked with to the NFC Championship game and in the last 11 seasons his teams have won a combined seven division titles.

During his NFL career, Ruskell has helped draft 14 Pro Bowlers who have combined for 56 all-star nods. Ten of those players have received multiple Pro Bowl nods: Derrick Brooks (11), John Lynch (nine), Warren Sapp (seven), Mike Alstott (six), Ronde Barber (five), Warrick Dunn (three), Tony Mayberry (three), Lofa Tatupu (three), DeAngelo Hall (three) and Al Harris (two). Ruskell has also helped bring in Pro Bowl talent to his teams through free agency and the signing of undrafted free agents.

Prior to his time in Chicago, Ruskell spent five seasons (2005-09) as president of football operations and general manager of the Seattle Seahawks. In his first year with the Seahawks, Ruskell helped assemble a team that won a franchise-record 13 games en route to an NFC Championship and a Super Bowl XL appearance. In five seasons under Ruskell's leadership, the Seahawks won three division titles and four postseason contests after having claimed three division crowns and three playoff wins in the 29 prior years of the franchise.

In 2004, Ruskell was Atlanta's assistant general manager. During that season, the Falcons won the NFC South and earned a berth into the NFC Championship game after going 5-11 a year earlier. During the 2004 Draft, the Falcons selected NFL Pro Bowlers DeAngelo Hall and Matt Schaub along with receiver Michael Jenkins.

Prior to his time in Atlanta, Ruskell spent 17 seasons with Tampa Bay. He joined the Buccaneers in 1987 as a regional scout before assuming the role of director of college scouting (1992-2000). In 2001 he was named Tampa Bay's director of player personnel, a title he held for three seasons. Ruskell helped build a Buccaneers team that won Super Bowl XXXVII following the 2002 season. The Buccaneers made the playoffs in five of Ruskell's final seven seasons with the team including two NFC Championship game appearances. The Buccaneers had 49 Pro Bowl nods during Ruskell's time with the team after having 15 prior to his arrival (1976-1986). From 1997-03, Tampa Bay had a league-best 45 Pro Bowl selections from 18 different players. In 2000, the Buccaneers had an NFL-best nine Pro Bowl selections, including a league-high six starters. On the 2002 NFL Championship team, of 22 usual starters, Ruskell oversaw the drafting of 11 of those players, signed one as an undrafted free agent and helped bring in another eight through free agency during his time as director of player personnel.

Prior to his time in the NFL, Ruskell served as the director of scouting for the Tampa Bay Bandits of the USFL from 1985-86 after working as a scout for the CFL's Saskatchewan Roughriders (1983-85).

Ruskell is a University of South Florida graduate. He and his wife, Linda, have a daughter, Samantha (15), and a son, Jack (12).

2010 QUARTER-BY-QUARTER SCORING

Team	Bears Points Scored						Opponents Points Scored					
	Q1	Q2	Q3	Q4	OT	TOT	Q1	Q2	Q3	Q4	OT	TOT
DET	3	10	0	6	-	19	7	7	0	0	-	14
@ DAL	10	10	0	7	-	27	7	7	3	3	-	20
GB	0	7	0	13	-	20	7	3	0	7	-	17
@ NYG	0	0	0	3	-	3	3	0	7	7	-	17
@ CAR	17	0	0	6	-	23	3	0	3	0	-	6
SEA	7	6	0	7	-	20	7	7	2	7	-	23
WAS	7	7	0	0	-	14	7	3	7	0	-	17
@ BUF	0	7	7	8	-	22	0	7	6	6	-	19
MIN	0	14	6	7	-	27	3	7	3	0	-	13
@ MIA	3	3	10	0	-	16	0	0	0	0	-	0
PHI	14	7	10	0	-	31	3	10	0	13	-	26
@ DET	7	7	3	7	-	24	7	10	3	0	-	20
NE	0	0	7	0	-	7	7	26	3	0	-	36
@ MIN	10	7	20	3	-	40	7	0	7	0	-	14
NYJ	10	7	21	0	-	38	0	24	7	3	-	34
@ GB	0	3	0	0	-	3	0	0	3	7	-	10
	88	95	84	67	-	334	68	111	54	53	-	286



CLIFF STEIN Sr. Dir. of Football Admin. & General Counsel

Cliff Stein is in his 10th season with the Chicago Bears. In May 2007, he was named Senior Director of Football Administration and General Counsel.

Stein is the team's lead contract negotiator for all player contracts and assists the general manager in the management and strategic planning of the club's salary cap. He also assists the general manager in the handling of all legal issues in the football operations department. He serves as the liaison between the National Football League Management Council and the club on all CBA / salary cap compliance issues and other legal matters. In addition, Stein serves as the club's general counsel on all general legal matters and liaison to outside counsel. In 2005, Stein was admitted by the Supreme Court of Illinois to practice law as House Counsel pursuant to Rule 716.

Stein joined the team in February 2002, as the director of player contracts & legal affairs. Prior to joining the Bears, he represented NFL players in contract negotiations and was a certified contract advisor with National Football League Players Association (NFLPA) from 1994 to 2002. Between 1997 and 2002, he was a partner in the law firm Colton & Stein, P.C. in Voorhees, N.J., where he specialized in sports law and civil litigation. In his previous capacity as an NFL agent, Stein performed all salary and endorsement contract negotiations and handled arbitrations, injury grievances, appeals and workers compensation claims.

Stein graduated magna cum laude from Temple University in 1991 and received a B.B.A. degree in business law and finance. He received his Juris Doctor degree from Temple University School of Law in 1994. As a law student he clerked for three Federal Court judges. He was admitted to the practice of law in New Jersey and Pennsylvania in 1994. In 1995, he was appointed by the president of the Pennsylvania Bar Association to serve on the Committee of Legal Ethics and Professional Responsibility. Upon graduation from law school in 1994, he began his legal career as a litigation and labor associate at a large union-side labor law firm in Southern New Jersey. In addition to representing professional athletes during his legal career, Stein also became skilled in the art of trial advocacy. Prior to joining the Bears, Stein notched several jury trial victories on behalf of his clients in cases involving significant personal injuries, wrongful death, dram shop liability and insurance litigation. He also served as the municipal prosecutor for the Borough of Audubon, New Jersey in 2001-02.

Stein was born in Philadelphia, Pa. He and his wife, Gayle, have two children, son Jesse (10) and daughter Brynn (7).

ROOKIE STARTERS

In 2010, several rookies made contributions on the field but only T J Marcus Webb made any starts among the rookie class, starting the final 12 games of the season at right tackle. Other rookies who played but did not start include DE Corey Wootton (six games played) and S Major Wright (11).

The following is a breakdown of the past 14 years of rookie starts for the Bears:

- 2010 (12): J Marcus Webb (12)
- 2009 (13): Al Afalava (13)
- 2008 (16): Matt Forté (16)
- 2007 (14): Trumaine McBride (9), Greg Olson (4), Kevin Payne (1)
- 2006 (15): Mark Anderson (1), Danieal Manning (14)
- 2005 (36): Cedric Benson (1), Mark Bradley (4), Chris Harris (13), Brandon McGowan (3), Kyle Orton (15)
- 2004 (30): Bernard Berrian (1), Tommie Harris (16), Tank Johnson (1), Craig Krenzel (5), Nathan Vasher (7)
- 2003 (37): Lance Briggs (13), Brock Forsey (1), Justin Gage (3), Rex Grossman (3), Joe Odom (3), Charles Tillman (13), Bobby Wade (1)
- 2002 (20): Alex Brown (9), Marc Colombo (5), John Gilmore (4), Roosevelt Williams (2)
- 2001 (15): David Terrell (5), Anthony Thomas (10)
- 2000 (37): Mike Brown (16), Dustin Lyman (7), Brian Urlacher (14)
- 1999 (29): Jerry Azumah (2), D Wayne Bates (1), Marty Booker (4), Russell Davis (8), Warrick Holdman (5), Cade McNown (6), Khari Samuel (1), Rex Tucker (1), Jerry Wisne (1)
- 1998 (35): Curtis Enis (1), Olin Kreutz (1), Alonzo Mayes (16), Moses Moreno (1), Tony Parrish (16)
- 1997 (8): John Alford (4), Darnell Autry (3), Van Hines (1)

**TIM BREAM** Head Athletic Trainer

Tim Bream is in his 19th season with the Bears and 15th as head athletic trainer. Prior to joining the Bears, Bream spent 10 years as a collegiate athletic trainer at Syracuse (1984-86), Vanderbilt (1986-88) and Richmond (1988-92) before joining the Bears as an assistant trainer. Bream also worked on the U.S.O.C. medical staffs of the 1991 World University Games in Sheffield, England and the 1992 Winter Olympics in Albertville, France and one summer (1981) as an intern with the Detroit Lions. Formerly the treasurer for the Professional Football Athletic Trainers Society, he remains a member of the executive advisory board for Orthopaedic Associates of Kankakee and Athletico Physical Therapy and Sports Medicine. Bream currently serves on the NFL Medical Committee for Foot and Ankle Injuries.

Born in 1961, in Gettysburg, Pa., Bream is a graduate of Penn State and earned a masters from West Virginia University. He is married (Lisa) and has two daughters (Rebecca and Elizabeth). Bream is very active in coaching youth basketball and continues to assist with the education of young athletic trainers by hosting seminar classes for high school students at Halas Hall.

**TONY MEDLIN** Head Equipment Manager

Tony Medlin is in his 25th season with the Chicago Bears and his 15th as the team's head equipment manager. Medlin is responsible for effectively coordinating all team equipment operations including logistics, purchasing and inventory, for all staff and players. Medlin also serves as the team's liaison with the NFL's sole apparel provider, Reebok.

After the 2000 season, Medlin received the Whitey Zimmerman Award as the NFL's top equipment manager. Named head equipment manager in 1997, Medlin initially joined the Bears as an assistant equipment manager in 1987. He previously served as the athletic equipment manager at North Carolina Central University from 1982-87 after graduated from there with a B.S. degree in therapeutic recreation.

Medlin and his wife, Chandra, have one daughter, Brandy. Medlin, born in 1960, is the older brother of Ron Medlin who is an assistant certified athletic trainer with the Baltimore Ravens after previously serving as the Atlanta Falcons head athletic trainer. His numerous charitable endeavors are highlighted by his role as the chairman of the annual Chicago Bears Coat Drive, which collected tens of thousands of coats during the 2010 holiday season. He is also involved with the "Say No to Drugs" campaign and the American Cancer Society.

BEARS HEAD COACHES

	Seasons	Overall W-L-T	Regular W-L-T	Post-season W-L
George Halas	1920-29; 33-42; 46-55; 58-67	324-151-31	318-148-31	6-3
Ralph Jones	1930-32	24-10-7	24-10-7	None
"Hunk" Anderson / Luke Johnsos	1942-45	24-12-2	23-11-2	1-1
John "Paddy" Driscoll	1956-57	14-10-1	14-9-1	0-1
Jim Dooley	1968-71	20-36-0	20-36-0	None
Abe Gibron	1972-74	11-30-1	11-30-1	None
Jack Pardee	1975-77	20-23-0	20-22-0	0-1
Neill Armstrong	1978-81	30-35-0	30-34-0	0-1
Mike Ditka	1982-92	112-68-0	106-62-0	6-6
Dave Wannstedt	1993-98	41-57-0	40-56-0	1-1
Dick Jauron	1999-2003	35-46-0	35-45-0	0-1
Lovie Smith	2004-Present	66-52-0	63-49-0	3-3

CHICAGO BEARS STAFF

BEARS STAFF



Catherine Abrenica
Premium Hospitality
Coordinator



Scott Adams
Mascot Coordinator



Chris Ballard
Area Scout/Southwest



Marty Barrett
Area Scout/West



Brit Bending
Finance & Treasurer Assistant



Zack Bero
Ticket Operations Assistant




John Berta
Assistant Head Groundskeeper



John Bostrom
Senior Director of
Business Administration



Rodney Brown
Security



Geoff Bunzol
Director of Team & Building
Operations



Cassie Burnside
Sales & Marketing Coordinator



Jim Christman
Media Relations Manager



Rebecca Coffey
Director of Partnership
Activation



Matt Colman
Staff Counsel



John Conroy
Director of Creative Services



Mike Corbo
Media Relations Coordinator



CHICAGO BEARS STAFF



BEARS STAFF



Curt Corsi
Security



Whitney DeBuck
Staff Accountant



Tom Dillon
Director of Security
and Safety Services



Cary Dohman
Media Relations Assistant



Jack Dowling
Video Assistant



Dana Dressler
Partnership Marketing Manager



Justin Drum
Events & Advertising
Coordinator



Matt Dunlap
Graphic Designer



Dave Eck
Manager of Partnership
Marketing



Clyde Emrich
Administration



Brian Forth
Ticket Operations Manager



Krista Fortman
Ticket Operations Assistant



Kevin Foy
Broadcasting Videographer/
Engineer



Dan Gadd
Director of New Media



Steven Goodwin
Stadium Operations Assistant




Gary Govekar
Security

CHICAGO BEARS STAFF

BEARS STAFF



Scott Hagel
Senior Director of
Corp. Communications



Marge Hamm
Director of Bears Care



Chris Hanks
Assistant Athletic Trainer



Isaiah Harris
Director of Player Development



Dave Hendrickson
Director of Video Services



Chris Hibbs
Senior Director of Sales
& Marketing



Rex Hogan
Area Scout/East



Ryan Huzjak
Director of Partnership
Marketing



Brent Johnson
Network/Systems Specialist



Jake Jones
Director of Finance



Adam Kellner
Director of Premium Hospitality



Jessica Kies
Community Relations Manager



James Kirkland
Pro Assistant



Joe Krajniak
Groundskeeper Assistant



Bob Laskowski
Director of Fan Services



Sharon Lehner
Corporate Communications
Assistant



Cindy Littlefield
Premium Hospitality Sales
Manager



Lindsay Lohrens
Premium Hospitality Service
Coordinator



Gil Lopez
Building Operations
Coordinator



Kristin Ludden
Partnership Activation
Coordinator



Dave Majercik
Director of Food Services



Louise Maki
Payroll Administrator



Megan Malone
Partnership Activation
Coordinator



Larry Mayer
Senior Web Writer



Brian J. McCaskey
Senior Director of Business
Development



Patrick McCaskey
Senior Director of
Special Projects



Rich McCaskey
Administration



Justin McCaslen
Lead Software Developer



Dave McClamroch
Partnership Marketing Manager



Pat McCormack
Equipment/Trainer
Administrative Assistant



Greg Miller
Director of Broadcasting
& Scoreboard Operations



Ted Monago
Area Scout/Rockies & Plains

CHICAGO BEARS STAFF

BEARS STAFF



Ken Mrock
Head Groundskeeper



Karen Murphy
Senior Director of
Finance & Treasurer



Katie Nagle
Executive Assistant



Kingsley Osei-Asibey
Systems Specialist



Jim Padgitt
Broadcasting
Manager




Rommel Paraiso
Broadcasting Graphic
Designer/Producer



Melissa Peckham
Partnership Activation Manager



John Perkins
Assistant Equipment Manager



Justin Peterson
Multimedia Producer



Bryan Pett
Director of Stadium Operations



Carl Piekarski
Assistant Equipment Manager



Brendan Pierce
Ticket Operations Assistant



Dean Pope
Assistant Video Director



Dan Price
Football Operations Assistant



Kate Rackow
CR & Player Appearances
Coordinator



J.R. Rudgers
Partnership Marketing
Development Analyst



Mark Sadowski
Area Scout/Southeast



Jason Saidoo
Senior Director of Information
Technology



Susie Schmidt
Assistant to the
Head Coach



Caroline Schrenker
Director of Community
Relations



Linda Schroeder
Receptionist



Dianne Shabat
Executive Assistant




Joseph Shaw
Assistant Equipment Manager



Jeff Shiver
Area Scout/Midwest



Lee Sicinski
Events & Advertising Manager



Matt Simeone
Youth Football & Alumni
Relations Coordinator




Bobby Slater
Assistant Athletic Trainer



Rich Slusser
Security



Jeremy Smith
Assistant Athletic Trainer



Staley
Mascot



Dan Tuohy
College Video Coordinator



Kevin Turks
Assistant Director of
Pro Personnel

CHICAGO BEARS STAFF

BEARS STAFF



Lee Twarling
Senior Director of Ticket
Operations



Michael Vasquez
Broadcasting Graphic
Designer/Editor



Howie Waldman
Football Administration
Assistant



Melissa Werderitch
Fan Services Coordinator



Julie White
Director of Events &
Advertising



Jennifer Wilgosiewicz
Ticket Operations
Assistant



Robyn Wilkey
Asst. to the General Manager/
Scouting Coordinator



Dennard Wilson
Pro Scout



Dan Yuska
Business Development
& Archives Coordinator

2011 CONTRACT EXPIRATION

The following are Chicago Bears contracts which will expire following the 2011 season:

Bell, Kahilil, RB, RFA
Bennett, Earl, WR, UFA
Bowman, Zackary, CB, UFA
Clark, Desmond, TE, UFA
Davis, Kellen, TE, UFA
Forte, Matt, RB, UFA
Garza, Roberto, C, UFA

Gholston, Vernon, DE, UFA
Graham, Corey, CB, UFA
Hanie, Caleb, QB, UFA
Harris, Chris, S, UFA
Harrison, Marcus, NT, UFA
Idonije, Israel, DE, UFA
Iwuh, Brian, LB, UFA

Jennings, Tim, CB, UFA
Okoye, Amobi, DT, UFA
Steltz, Craig, S, UFA
Ta'ufo'ou, Will, RB, ER
Williams, Edwin, C, RFA
Williams, Roy, WF, UFA

RFA-Restricted Free Agent

UFA-Unrestricted Free Agent

ER-Exclusive Rights



2011 CHICAGO BEARS
PLAYERS



95 ANTHONY ADAMS

Ht: 6-0 **Wt:** 310
Age: 31 **College:** Penn State
Bears Season: 5 **NFL Season:** 9
Acquired: Unrestricted free agent in 2007 (SF)

DEFENSIVE TACKLE

PRO CAREER: Played in 110 games (70 starts) in eight NFL seasons with San Francisco (2003-06) and Chicago (2007-10)... Collected 312 tackles, 10.5 sacks, 3 fumble recoveries and 4 forced fumbles... Notched 157 tackles (68 solo) and 4.5 sacks with the Bears... Also posted 17 TFLs in his four seasons in Chicago.

HONORS AND AWARDS: 2010 - Ed Block, Brian Piccol.

CAREER TRANSACTIONS: Entered NFL as a second-round selection (57th overall) by San Francisco in the 2003 NFL Draft... Signed by 49ers (7/25/03)... Signed 4-year contract with Chicago (3/30/07). **SIGNED through 2012**

2010 SEASON: Started every game for the second time in his career... Tallied 36 tackles (17 solo), 2.0 sacks and 4 TFLs... Added 2 forced fumbles... Credited with 2 postseason tackles after starting both playoff games. **GAMES PLAYED-STARTED: 16-16**

PREVIOUS SEASONS: 2009 - Played in all 16 games for the second time in his career (8 starts), tallying 42 tackles (18 solo), 2.0 sacks, 1 PBU and career highs in fumble recoveries (2) and TFLs (7). 2008 - Played in 9 games and started the final 4, notching 30 tackles (16 solo) and 2 TFLs... Collected a career-high 10 tackles in his first start of the season vs. JAX (12/7)... 2007 - Emerged as a starter due to injury along the defensive line, playing in 11 games with 8 starts before suffering a season-ending elbow injury... Registered 49 tackles, second highest total of his career and the third most among Bears linemen and his first career fumble recovery. 2006 - Appeared in 14 games with 5 starts in last season with the Niners, recording 2 sacks and 29 tackles. 2005 - Started all 16 contests (15 at NT and 1 at LDE) for first time in career... Saw time as a blocking fullback in short-yardage situations. 2004 - Set a career high with 61 tackles (27 solos)... Appeared in 14 games with 12 starts before a knee injury suffered in practice forced him to be inactive for the final 2 games. 2003 - Saw action in 14 games including 1 start at LDT... Collected 31 tackles and 1.5 sacks with 4 PBUs.

COLLEGE: Finished career at Penn State (1999-2002) with 166 tackles (94 solos), 11 sacks, 33 tackles for loss... Honorable Mention all-Big Ten selection following junior season while starting every game at LDT... Earned a degree in business management.

PERSONAL: Prepped at Martin Luther King (Detroit, MI) High School, where he was named *USA Today* honorable mention All-American... Worked toward earning degree from Penn State during the 2003 and 2004 off-seasons, graduating in May of 2004... Adams and wife Andenika have a son, Anthony Adams III, and daughters, Ameena and Amaya.

ANTHONY ADAMS' GAME-BY-GAME DEFENSIVE STATS 30-40 Regular Season Starting Record (1-1 Postseason Record)

2003 SAN FRANCISCO 49ERS

Date	W/L	Opp.	Tkls-S	TFL	PD	INT-Yds	Sk-YL
9/7	W	CHI	3-2	0	2	0-0	0-0
9/14	L	at STL	2-0	0	0	0-0	0-0
9/21	L	CLE	2-1	0	0	0-0	0-0
9/28	L	at MIN	4-2	0	0	0-0	1-4
10/5	W	DET	2-0	0	0	0-0	0-0
10/12	L	at SEA	1-1	0	0	0-0	0-0

INACTIVE Games 7-8

11/2*	W	STL	1-0	0	1	0-0	0-0
11/17	W	PIT	2-1	1	0	0-0	0-0
11/23	L	at GB	4-3	1	0	0-0	0-0
11/30	L	at BALT	2-1	0	0	0-0	0-0
12/7	W	ARZ	2-2	0	0	0-0	0-0
12/14	L	at CIN	1-1	0	0	0-0	0-0
12/21	W	at PHI	3-1	0	1	0-0	0.5-0
12/27	L	SEA	2-1	0	0	0-0	0-0
Totals	1-0		31-16	2	4	0-0	1.5-4

2004 SAN FRANCISCO 49ERS

Date	W/L	Opp.	Tkls-S	TFL	PD	INT-Yds	Sk-YL
9/12*	L	ATL	4-1	0	1	0-0	0-0
9/19*	L	at NO	3-1	1	0	0-0	0-0
9/26*	L	at SEA	3-2	0	0	0-0	0-0
10/3*	L	STL	5-3	1	1	0-0	0-0

10/10*	W	ARZ	3-0	0	0	0-0	0-0
10/17*	L	at NYJ	3-3	0	0	0-0	0-0
10/31*	L	at CHI	8-6	1	0	0-0	0-0
11/7*	L	SEA	3-1	0	0	0-0	0-0
11/14	L	CAR	1-0	0	0	0-0	0-0
11/21*	L	at TB	3-0	0	0	0-0	0-0
11/28*	L	MIA	5-1	0	0	0-0	0-0
12/5*	L	at STL	8-3	1	0	0-0	0-0
12/12	W	at ARZ	3-2	0	0	0-0	0-0
12/18*	L	WAS	9-4	0	0	0-0	0-0
INACTIVE Games 15-16							
Totals	1-11		61-27	4	2	0-0	0-0

2005 SAN FRANCISCO 49ERS

Date	W/L	Opp.	Tkls-S	TFL	PD	INT-Yds	Sk-YL
9/11*	W	STL	0-0	0	0	0-0	0-0
9/18*	L	at PHI	2-2	0	0	0-0	1-1
9/25*	L	DAL	2-2	0	0	0-0	0-0
10/2*	L	at ARZ	1-1	0	0	0-0	0-0
10/9*	L	IND	2-1	0	0	0-0	0-0
10/23*	L	at WAS	2-2	0	0	0-0	0-0
10/30*	W	TB	3-2	0.5	0	0-0	1-9
11/6*	L	NYG	4-1	0	0	0-0	0-0
11/13*	L	at CHI	4-2	0	0	0-0	0-0
11/20*	L	SEA	4-2	0	0	0-0	0-0
11/27*	L	at TEN	0-0	0	0	0-0	0-0



ANTHONY ADAMS' NFL STATISTICS

REGULAR SEASON

Year	Team	GP	GS	Tackles					Interceptions					Fumbles			Misc.	
				Tot	S	A	Sk	Yds	No	Yds	Lg	TD	PD	FF	FR	Yds	TFL	STT
2003	San Francisco	14	1	31	16	15	1.5	4.0	0	0	0	0	0	0	0	0	2	0
2004	San Francisco	14	12	61	27	34	0.0	0.0	0	0	0	0	0	1	0	0	4	0
2005	San Francisco	16	16	34	19	15	2.5	17.0	0	0	0	0	0	0	0	0	0.5	0
2006	San Francisco	14	5	29	15	14	2.0	19.0	0	0	0	0	0	1	0	0	2	0
2007	Chicago	11	8	49	17	32	0.5	4.0	0	0	0	0	0	0	1	0	4	0
2008	Chicago	9	4	30	16	14	0.0	0.0	0	0	0	0	0	0	0	0	2	0
2009	Chicago	16	8	42	18	24	2.0	8.0	0	0	0	0	1	0	2	3	7	0
2010	Chicago	16	16	36	17	19	2.0	17.0	0	0	0	0	1	2	0	0	4	0
NFL totals		110	70	312	145	167	10.5	69	0	0	0	0	2	4	3	3	25.5	0
BEARS CAREER		52	36	157	68	89	4.5	29	0	0	0	0	2	2	3	3	17	0

POSTSEASON

Year	Team	GP	GS	Tackles					Interceptions					Fumbles			Misc.	
				Tot	S	A	Sk	Yds	No	Yds	Lg	TD	PD	FF	FR	Yds	TFL	STT
2010	Chicago	2	2	2	1	1	0.0	0.0	0	0	-	-	0	0	0	0	0	0

SEASON / CAREER / PLAYOFF HIGHS

	2010	Career	Playoff
Tackles.....	5, at GB (1/2)	10, vs. JAX (12/7/08)	2, vs. SEA (1/16/11)
Solos.....	3, two times	6, two times	1, vs. SEA (1/16/11)
Sacks.....	1, two times	1, eight times	None
Tackles For Loss.....	1, four times	n/a	None
Pass Defenses.....	1, at GB (1/2)	2, vs. CHI (9/7/03)	None

12/4*	L	ARZ	1-1	0	0	0-0	0-0
12/11*	L	at SEA	3-1	0	0	0-0	0-0
12/18*	L	at JAX	2-1	0	0	0-0	0-5.7
12/24*	W	at STL	1-1	0	0	0-0	0-0
1/1*	W	HOU	3-1	0	0	0-0	0-0
Totals	4-12		34-20	0.5	0	0-0	2.5-17

2006 SAN FRANCISCO 49ERS

Date	W/L	Opp.	Tkls-S	TFL	PD	INT-Yds	Sk-YL
9/10*	L	at ARZ	1-1	0	1	0-0	0-0
9/17*	W	STL	1-1	1	0	0-0	0-0
9/24*	L	PHI	1-1	0	0	0-0	1-11
10/1*	L	at KC	2-1	0	0	0-0	0-0
10/8*	W	OAK	2-0	0	0	0-0	0-0
10/15	L	SD	1-0	0	0	0-0	0-0
10/29	L	at CHI	4-3	0	0	0-0	0-5.3
11/5	W	MIN	3-2	0	0	0-0	0-5.5
11/12	W	at DET	1-0	1	0	0-0	0-0
11/19	W	SEA	2-1	0	0	0-0	0-0
11/26	L	at STL	1-1	0	0	0-0	0-0
12/3	L	at NO	1-1	0	0	0-0	0-0
INACTIVE Games 13-14							
12/24	L	ARZ	4-1	0	0	0-0	0-0
12/31	W	at DEN	5-2	0	0	0-0	0-0
Totals	2-3		29-15	2	1	0-0	2-19

2007 CHICAGO BEARS

Date	W/L	Opp.	Tkls-S	TFL	PD	INT-Yds	Sk-YL
INACTIVE Games 1 and 13							
9/16	W	KC	2-1	0	0	0-0	0-0
9/23	L	DAL	7-1	0	0	0-0	0-0
9/30*	L	at DET	2-1	1	0	0-0	0-0
10/7	W	at GB	4-2	0	0	0-0	0-0
10/14*	L	MIN	5-1	2	0	0-0	0-0
10/21*	W	at PHI	5-2	0	0	0-0	0-0
10/28*	L	DET	4-1	0	0	0-0	0-0
11/11*	W	at OAK	5-0	0	0	0-0	0-0
11/18*	L	at SEA	2-1	1	0	0-0	0-0
11/25*	W	DEN	8-5	0	0	0-0	0-0
12/2*	L	NYG	5-2	0	0	0-0	0-5.4
INJURED RESERVE Games 14-16							
Totals	3-5		49-17	4	0	0-0	0-5.4

2008 CHICAGO BEARS

Date	W/L	Opp.	Tkls-S	TFL	PD	INT-Yds	Sk-YL
INACTIVE Games 1-3, 6 and 8-10							
9/28	W	PHI	0-0	0	0	0-0	0-0
10/5	W	at DET	2-1	0	0	0-0	0-0
10/19	W	MIN	1-0	1	0	0-0	0-0
11/23	W	at STL	1-0	0	0	0-0	0-0
11/30	L	at MIN	6-3	1	0	0-0	0-0

2009 CHICAGO BEARS

Date	W/L	Opp.	Tkls-S	TFL	PD	INT-Yds	Sk-YL
9/13*	L	at GB	1-0	1	0	0-0	0-0
9/20*	W	PIT	0-0	2	0	0-0	0-0
9/27*	W	at SEA	4-2	0	1	0-0	1-8
10/4*	W	DET	1-0	0	0	0-0	0-0
10/18	L	at ATL	3-0	0	0	0-0	0-0
10/25*	L	at CIN	2-1	0	0	0-0	0-0
11/1	W	CLE	1-0	0	0	0-0	0-0
11/8	L	ARZ	2-0	0	0	0-0	0-0
11/12	L	at SF	4-1	0	0	0-0	0-0
11/22	L	PHI	3-0	0	0	0-0	0-0
11/29	L	at MIN	3-1	0	0	0-0	0-0
12/6	W	STL	3-1	1	0	0-0	1-0
12/13	L	GB	6-5	1	0	0-0	0-0
12/20*	L	at BAL	1-1	0	0	0-0	0-0
12/28*	W	MIN	6-5	1	0	0-0	0-0
1/3*	W	at DET	2-1	1	0	0-0	0-0
Totals	5-3		42-18	7	1	0-0	2-8

2010 CHICAGO BEARS

Date	W/L	Opp.	Tkls-S	TFL	PD	INT-Yds	Sk-YL
9/12*	W	DET	0-0	0	0	0-0	0-0
9/19*	W	at DAL	2-2	0	0	0-0	0-0
9/27*	W	GB	1-0	0	0	0-0	0-0
10/3*	L	at NYG	3-1	0	0	0-0	0-0
10/10*	W	at CAR	3-3	1	0	0-0	0-0
10/17*	L	SEA	1-0	0	0	0-0	0-0
10/24*	L	WAS	3-1	0	0	0-0	0-0
11/7*	W	at BUF	2-1	0	0	0-0	0-0
11/14*	W	MIN	2-1	1	0	0-0	0-0
11/18*	W	at MIA	2-1	0	0	0-0	0-0
11/28*	W	PHI	2-0	0	0	0-0	1-9
12/5*	W	at DET	2-1	0	0	0-0	0-0
12/12*	L	NE	3-1	1	0	0-0	1-8
12/20*	W	at MIN	3-0	1	0	0-0	0-0
12/26*	W	NYJ	2-2	0	0	0-0	0-0
1/2*	L	at GB	5-3	0	1	0-0	0-0
Totals	11-5		36-17	4	1	0-0	2-17
POSTSEASON							
1/16*	W	SEA	2-1	0	0	0-0	0-0
1/23*	L	GB	0-0	0	0	0-0	0-0
Totals	1-1		2-1	0	0	0-0	0-0

*Denotes Game Started



24 MARION BARBER

Ht: 5-11 **Wt:** 218
Age: 28 **College:** Minnesota
Bears Season: 1 **NFL Season:** 7
Acquired: Waived free agent in 2011 (DAL)

RUNNING BACK

PRO CAREER: Spent all 6 of his NFL seasons with the Dallas Cowboys (2005-10)... Carried the ball 1,042 times for 4,358 yards (4.2 avg) and 47 TDs... His 47 TDs rank fifth in the NFL since he entered the league and are third in team history... Finished his Cowboys career sixth on the franchise's all-time list in rushes and rushing yards... Collected eight 100-yard rushing games and one 100-yard receiving contest... Recorded 10 multi-rushing TD games, tying Tony Dorsett for second place in Cowboy annals... From 2006-07, ranked second in the NFL in rushing TDs behind only LaDainian Tomlinson... Added 174 receptions for 1,280 yards (7.4 avg) and 6 TDs... Returned 3 kickoffs for 58 yards (19.3 avg).

HONORS AND AWARDS: 2007 - Pro Bowl.

CAREER TRANSACTIONS: Drafted by Dallas in the fourth round of the 2005 NFL Draft... Signed a five-year contract with the Cowboys (7/28/05)... Signed six-year contract extension with Dallas (5/20/08)... Cut by the Cowboys (7/28/11)... Signed two-year contract with Chicago (7/30/11). **SIGNED through 2012**

2010 SEASON: Finished with 113 carries for 374 yards and 4 TDs in 13 games (10 starts)... Posted 11 receptions for 49 yards... Missed 3 games with a calf injury. **GAMES PLAYED-STARTED: 13-10**

PREVIOUS SEASONS: **2009** - Led the team with 214 carries for 932 yards and tied for second on the team with 7 TDs... Totaled 26 catches for 221 yards (8.5 avg)... Started all 15 games he played in, missing 1 game due to a bruised thigh... Posted one 100-yard rushing game... Rushed for 18 yards on 11 attempts in two postseason contests. **2008** - Played in 15 games, making 13 starts... Carried the ball a career-high 238 times for 885 yards and 7 TDs... Collected three 100-yard rushing games... Caught a career-high 52 passes for a career-high 417 yards and 2 TDs... Rushed for a career-high 142 yards on a career-high 28 carries at GB... Added a 100-yard receiving game. **2007** - Played in all 16 games in a reserve role, but accumulated 204 rushes for a career-high 975 yards (4.8 avg) and 10 TDs en route to his first Pro Bowl... Finished with 44 receptions for 282 yards and 2 TDs... Posted three 100-yard rushing games... Tied for third in the league with a 4.8 yard-per-carry average and tied for third among non-kickers with 72 points... Rushed for 127 yards on 27 carries and 1 TD and 1 catch for 9 yards in the Cowboys playoff loss to New York. **2006** - Played in all 16 games, making 1 start... Rushed for 654 yards on 135 carries and a career-high 14 TDs... Finished with 4 multiple rushing touchdown games... Added 23 receptions for 196 yards and 2 TDs... Ran for 4 yards on 3 carries and caught 3 passes for 23 yards in playoff loss to Seattle. **2005** - As a rookie, played in 13 games (2 starts)... Ran 138 times for 538 yards and 4 TDs... Hauled in 18 receptions for 115 yards... Notched his first 100-yard rushing game.

COLLEGE: Gained 3,276 yards on 575 carries (5.7 avg) and 35 TDs for Minnesota... Finished third in school history in career rushing yards and 100-yard rushing games (14)... Ranked second in school annals in all-purpose yards (4,495) and rushing touchdowns... Entered the NFL after his junior season when he was honorable mention all-Big Ten after rushing for 1,269 yards and 11 touchdowns... As a sophomore, rushed for 1,196 yards and 17 touchdowns to earn first-team all-Big Ten honors.

PERSONAL: SuperPrep and PrepStar All-Midwest and consensus all-state selection as a senior running back and defensive back at Wayzata H.S. ... Honorable mention all-conference for the Wayzata baseball team... Father rushed for 3,235 yards and scored 34 touchdowns for the Golden Gophers (1977-80) before embarking on a seven-year (1983-88) NFL career with the N.Y. Jets... Hosts the Marion Barber Football Camp.



MARION BARBER'S NFL STATISTICS

REGULAR SEASON

Year	Team	GP-GS	Rush	Yds	Avg	Lg	TD	Rec	Yds	Avg	Lg	TD	STT
2005	Dallas	13 - 2	138	538	3.9	281	5	18	115	6.4	21	0	
2006	Dallas	16 - 1	135	654	4.8	25	14	23	196	8.5	26	2	
2007	Dallas	16 - 0	204	975	4.8	54	10	44	282	6.4	29	2	
2008	Dallas	15 - 13	238	885	3.7	35	7	52	417	8.0	70	2	
2009	Dallas	15 - 15	214	932	4.4	35	7	26	221	8.5	42	0	
2010	Dallas	13 - 10	113	374	3.3	25	4	11	49	4.5	15	0	
NFL totals		88 - 41	1,042	4,358	4.2	54	47	174	1,280	7.4	70	6	

POSTSEASON

Year	Team	GP-GS	Rush	Yds	Avg	Lg	TD	Rec	Yds	Avg	Lg	TD
2006	Dallas	1-1	3	4	1.3	3	0	3	23	7.7	9	0
2007	Dallas	1-1	27	129	4.8	36	1	1	9	9.0	9	0
2009	Dallas	2-2	11	18	1.6	8	0	0	0	-	0	0
NFL totals		4-4	41	151	3.7	36	1	4	32	8.0	9	0

SEASON / CAREER / PLAYOFF HIGHS

	2010	Career	Playoff
Rushes	17, at HOU (9/26)	28, at GB (9/21/08)	27, vs. NYG (1/13/08)
Rushing Yards	58, at ARI (12/25)	142, at GB (9/21/08)	129, vs. NYG (1/13/08)
Longest Run	25, at ARI (12/25)	54, at CHI (9/23/07)	36, vs. NYG (1/13/08)
Rushing TDs	1, four times	2, 10 times	1, vs. NYG (1/13/08)
Receptions	3, at MIN (10/17)	11, at ARI (10/12/08)	3, at SEA (1/6/07)
Receiving Yards	15, two times	128, at ARI (10/12/08)	23, at SEA (1/6/07)
Longest Reception	15, vs. DET (11/21)	70, at ARI (10/12/08)	9, two times
Receiving TDs	None	2, vs. TB (11/23/06)	None

MARION BARBER'S GAME-BY-GAME OFFENSIVE STATS 23-18 Regular Season Starting Record (1-3 Postseason)

2005 DALLAS COWBOYS

Date	W/L	Opp.	Rush	Yds	Avg	Long	TD
9/11	W	@ SD	0	0			0
9/19	L	WAS	INACTIVE				
9/25	W	@ SF	DID NOT PLAY				
10/2	L	@ OAK	2	1	0.5	11	0
10/9	W	PHI	INACTIVE				
10/16	W	NYG	11	30	2.7	11	0
10/23	L	@ SEA	22	95	4.3	14	0
10/30	W	ARZ	27	127	4.7	28	2
11/14	W	@ PHI	13	46	3.5	26	1
11/20	W	DET	15	53	3.5	10	2
11/24	L	DEN	9	28	3.1	6	0
12/4	L	@ NYG	2	8	4.0	6	0
12/11	W	KC	15	82	5.5	28	0
12/18	L	@ WAS	10	30	3.0	8	0
12/24	W	@ CAR	6	20	3.3	10	0
1/1	L	STL	6	18	3.0	9	0
Totals	2-0		138	538	3.9	28	5

2006 DALLAS COWBOYS

Date	W/L	Opp.	Rush	Yds	Avg	Long	TD
9/7	W	@ CLE	16	80	5.0	23	2
9/15	W	PHI	18	63	3.5	19	1
9/21	W	@ GB	28	142	5.1	25	1
9/28	L	WAS	8	26	3.3	15	0
10/5	W	CIN	23	84	3.7	16	0
10/12	L	@ ARZ	17	45	2.6	9	0
10/19	L	@ STL	18	100	5.6	35	1
10/26	W	TB	25	71	2.8	11	0
11/2	L	@ WAS	19	54	2.8	21	0
11/16	W	@ NYG	24	114	4.8	14	1
11/23	W	SF	19	59	3.1	9	0
11/27	W	SEA	10	32	3.2	17	1
12/7	L	@ PIT	INACTIVE				
12/14	W	NYG	8	2	0.3	9	0
12/20	L	BAL	2	0	0.0	1	0
12/28	L	@ PHI	3	13	4.3	6	0
Totals	9-4		238	885	3.7	35	7

2006 DALLAS COWBOYS

Date	W/L	Opp.	Rush	Yds	Avg	Long	TD
9/10	L	@ JAX	3	13	4.3	8	0
9/17	W	vs. WAS	8	39	4.9	15	1
10/1	W	@ TEN	9	55	6.1	16	1
10/8	L	@ PHI	7	22	3.1	11	1
10/15	W	vs. HOU	10	57	5.7	15	1
10/23	L	vs. NYG	6	29	4.8	22	0
10/29	W	@ CAR	9	49	5.4	14	2
11/5	L	@ WAS	7	45	6.4	10	0
11/12	W	@ ARZ	13	65	4.6	22	1
11/19	W	vs. IND	9	35	3.9	20	2
11/23	W	vs. TB	16	83	5.2	24	0
12/3	W	@ NYG	12	76	6.3	25	2
12/10	L	vs. NO	2	-1	-0.5	0	0
12/16	W	@ ATL	11	69	6.3	31	2
12/25	L	vs. PHI	6	3	0.5	4	0
12/31	L	vs. DET	7	15	2.1	6	1
Totals	0-1		135	654	4.8	25	14

2009 DALLAS COWBOYS

Date	W/L	Opp.	Rush	Yds	Avg	Long	TD
9/13	W	@ TB	14	79	5.6	23	1
9/20	L	PHI	18	124	6.9	35	1
9/28	W	CAR	INACTIVE				
10/4	L	@ DEN	11	41	3.7	9	1
10/11	W	@ KC	15	53	3.5	17	0
10/25	W	ATL	14	47	3.4	13	0
11/1	W	SEA	14	53	3.8	16	1
11/8	W	@ PHI	12	50	4.2	16	0
11/15	L	@ GB	5	26	5.2	13	0
11/22	W	WAS	20	99	5.0	17	0
11/26	W	OAK	14	61	4.4	32	0
12/6	L	@ NYG	15	36	2.4	8	0
12/13	L	SD	14	47	3.4	12	0
12/19	W	@ NO	10	62	6.2	16	2
12/27	W	@ WAS	17	63	3.7	12	1
1/3	W	PHI	14	91	6.5	32	0
Totals	10-5		214	932	4.4	35	7

POSTSEASON

Date	W/L	Opp.	Rush	Yds	Avg	Long	TD
1/9	W	PHI	3	4	1.3	3	0
1/17	L	@ MIN	8	14	1.8	8	0
Totals	1-1		11	18	1.6	8	0

2007 DALLAS COWBOYS

Date	W/L	Opp.	Rush	Yds	Avg	Long	TD
9/9	W	NYG	11	65	5.9	19	1
9/16	W	@ MIA	14	89	6.4	40	2
9/23	W	@ CHI	15	102	6.8	54	1
9/30	W	STL	8	50	6.3	23	0
10/8	W	@ BUF	8	28	3.5	9	0
10/14	L	NE	9	49	5.4	17	0
10/21	W	MIN	19	96	5.1	24	1
11/4	W	@ PHI	16	56	3.5	16	1
11/11	W	@ NYG	12	34	2.8	6	0
11/18	W	WAS	15	43	2.9	11	0
11/22	W	NYJ	18	103	5.7	20	1
11/29	W	GB	17	81	4.8	17	0
12/9	W	@ DET	7	43	6.1	20	2
12/16	L	PHI	7	32	4.6	11	0
12/22	W	@ CAR	22	110	5.0	37	1
12/30	L	@ WAS	6	4	-1.0	3	0
Totals	0-0		204	975	4.8	54	10

POSTSEASON

Date	W/L	Opp.	Rush	Yds	Avg	Long	TD
1/13	L	NYG	27	129	4.8	36	1

2010 DALLAS COWBOYS

Date	W/L	Opp.	Rush	Yds	Avg	Long	TD
Inactive Games 12-14							
9/12	L	@ WAS	8	39	4.9	12	0
9/19	L	CHI	11	31	2.8	8	0
9/26	W	@ HOU	17	55	3.2	12	1
10/10	L	TEN	6	19	3.2	7	0
10/17	L	@ MIN	10	31	3.1	6	0
10/25	L	NYG	4	6	1.5	5	0
10/31	L	JAX	9	16	1.8	7	1
11/7	L	@ GB	1	6	1.4	2.3	0
11/14	W	@ NYG	8	47	5.9	18	0
11/21	W	DET	13	36	2.8	24	0
11/25	L	NO	10	19	1.9	6	1
12/2	L	@ ARZ	8	58	7.3	25	1
12/12	W	@ PHI	3	3	1.0	2	0
Totals	2-8		113	374	3.3	25	4

*Denotes Game Started

CHICAGO BEARS PLAYERS



32 KAHLIL BELL

Ht: 5-11 **Wt:** 219
Age: 24 **College:** UCLA
Bears Season: 3 **NFL Season:** 3
Acquired: Waived free agent in 2009 (MIN)

RUNNING BACK

PRO CAREER: Appeared in 7 games over two seasons with Chicago, rushing for 220 yards on 40 carries (5.5 avg)... Also caught 1 pass for 4 yards and posted 1 special teams tackle... Made his NFL debut vs. PHI (11/22/09) and posted a 72-yard run that was the longest by a Bears rookie in franchise history.

CAREER TRANSACTIONS: Signed by Minnesota as an undrafted free agent (5/4/09)... Cut by the Vikings (8/16/09)... Signed to the Bears practice squad (9/16/09)... Added to the Bears active roster (11/20/09)... Re-signed with Chicago (3/29/10). **SIGNED through 2011**

2010 SEASON: Spent the 2010 season on the Bears active roster, but was inactive for all 16 regular season games and both playoff contests. **GAMES PLAYED-STARTED:** 0-0

PREVIOUS SEASONS: **2009** - Carried the ball 40 times for 220 yards (5.5) in 7 games for Chicago... Caught 1 pass for 4 yards and collected 1 special teams stop... In his first career game, ran for 81 yards on 4 carries and had a 72-yard run on his first carry, the longest run by a Bears rookie in franchise history... Spent training camp with the Minnesota Vikings and the first half of the season on the Bears practice squad... Elevated to active roster 11/20/09.

COLLEGE: Rushed for 1,741 yards on 395 carries (4.4 avg) at UCLA (2005-08)... Collected 17 rushing TDs to go along with 1 receiving TD... Caught 29 passes for 196 yards (6.8 avg) as a Bruin... Also returned 13 kickoffs for 191 yards (14.7 avg)... Posted a career-high 795 rushing yards as a junior but had his season cut short and appeared in just 8 games.

PERSONAL: Lettered in football as a running back and defensive back for coach Ken Peralta at Marin (CA) Catholic HS ... SuperPrep All-California (No. 67 player) ... Three-star selection by Scout.com ... Ranked No. 55 player in California by scout.com ... PrepStar All-Region selection ... Third-team All-State (Cal-Hi Sports) ... First-team All-State Small Schools (Cal-Hi Sports) ... As a senior, he was named all-league on both offense and defense ... Selected Back of the Year and Regional Player of the Year ... Had over 6,000 yards of total offense for his career ... Set school records for most rushing yards in a season, most touchdowns in a season, most carries in a season and highest average per carry ... Led Bay Area in rushing with 2,292 yards and 31 touchdowns ... As a safety, he made 70 tackles and five interceptions ... Also had 160 receiving yards and averaged 14 yards per punt return ... Two-star selection by Rivals.com ... As a junior, he was named Back of the Year, Player of the Year and all-league.


KAHLIL BELL'S NFL STATISTICS

REGULAR SEASON

Year	Team	GP-GS	Rush	Yds	Avg	Lg	TD	Rec	Yds	Avg	Lg	TD	STT
2009	Chicago	7 - 0	40	220	5.5	72	0	1	4	4.0	4	0	1
2010	Chicago	0 - 0	0	0	-	0	0	0	0	-	0	0	0
NFL totals		7 - 0	40	220	5.5	72	0	1	4	4.0	4	0	1

POSTSEASON

Year	Team	GP-GS	Rush	Yds	Avg	Lg	TD	Rec	Yds	Avg	Lg	TD	STT
2010	Chicago	0 - 0	0	0	-	-	0	0	0	-	-	0	0



80 EARL BENNETT

Ht: 6-0**Age:** 24**Bears Season:** 4**Acquired:** 3rd round of the 2008 draft**Wt:** 206**College:** Vanderbilt**NFL Season:** 4

WIDE RECEIVER

PRO CAREER: Emerged to become a significant threat in Bears offense in his three years with Chicago (2008-10)... Has caught 100 passes for 1,278 yards (12.8 avg) and 5 TDs... Played in 40 career games, including 18 starts... Posted one 100-yard receiving game... Carried the ball 2 times for 9 yards (4.5 avg)... Returned 15 punts for 160 yards (10.7 avg) and 1 TD and 2 kickoffs for 40 yards (20.0 avg)... Tallied 4 career special teams tackles.

CAREER TRANSACTIONS: Drafted in the third round (70th overall) of the 2008 NFL Draft by the Chicago Bears... Signed a 4-year contract with the Bears (7/1/08). **SIGNED through 2011**

2010 SEASON: Played in 14 games, making 3 starts... Finished second on the team in receiving yards (561) and third in receptions (46)... Collected a career-high 3 TD catches... Posted his first career 100-yard receiving game at DET (12/5)... Led or tied for the team lead in receptions on five occasions... Rushed for 9 yards on 2 carries (4.5 avg)... Inactive for two games due to injury. **GAMES PLAYED-STARTED 14-3**

PREVIOUS SEASONS: **2009** - Started 15 of the 16 games he appeared in, finishing second on Chicago with 717 receiving yards on 54 catches (13.3 avg)... Collected 2 TD receptions, including the first of his career vs. STL (12/6)... Returned 14 punts for 143 yards (10.2), including a 49-yard TD return at BAL (12/20), and 2 kickoffs for 40 yards... Made his first career start at GB (9/13). **2008** - Saw action in 10 games, including the final five contests... Returned 1 punt for 17 yards and added 4 special teams stops, including a career-high 3 stops vs. JAX (12/7).

COLLEGE: All-time leader in SEC history in receptions (236) three year career at Vanderbilt (2005-2007)... Named all-SEC all three years in college, taking home first-team honors as a sophomore and junior and second-team accolades as a freshman... Became the only player in SEC history to record 75 receptions or more in three seasons... Tied for 2nd in Commodore history with 20 TD catches... Ranked 3rd in Vanderbilt history and 9th in SEC history with 2,852 career receiving yards... Holds the school record for career receptions, receiving yards in a game (223 vs. Richmond, 2007), TD receptions in a game (5 vs. Kentucky, 2005), most games with 10 or more receptions (9) and most games with 200+ receiving yards (3)... Compiled three of the top five receiving performances in school history... Collected at least 1 reception in every game he played and notched at least 4 catches in 29-of-36 career contests, starting the final 32 of those games... Became just the fifth player in SEC history to tally 5 TD catches in a single game (vs. Kentucky).

PERSONAL: Started at WR, RB and CB at West End H.S. in Birmingham, AL where he was named first-team all-state by the Alabama Sports Writers Association... Also lettered in basketball... Son of Sarah Bennett and Earl Frison... Volunteered time to efforts aimed at helping local children in inner-city Birmingham community.

CHICAGO BEARS PLAYERS

EARL BENNETT'S NFL STATISTICS

REGULAR SEASON

Year	Team	GP-GS	Rec	Yds	Avg	Lg	TD	Rush	Yds	Avg	Lg	TD	STT
2008	Chicago	10 - 0	0	0	0.0	0	0	0	0	0.0	0	0	4
2009	Chicago	16 - 15	54	717	13.3	71	2	0	0	0.0	0	0	0
2010	Chicago	14 - 3	46	561	12.2	48	3	2	9	4.5	5	0	0
NFL Totals		40 - 18	100	1,278	12.8	71	5	2	9	4.5	5	0	4

ADDITIONAL STATS: Punt Returns: Career (15 returns, 160 yards, 10.7 avg., TD, long of 49): 2008: (1 for 17), 2009: (14 for 143, TD).

POSTSEASON

Year	Team	GP-GS	Rec	Yds	Avg	Lg	TD	Rush	Yds	Avg	Lg	TD	STT
2010	Chicago	2 - 0	4	58	14.5	35t	1	2	7	3.5	9	0	0

SEASON / CAREER / PLAYOFF HIGHS

	2010	Career	Playoff
Receptions.....	7, at DET (12/5)	7, three times	3, vs. GB (1/23/11)
Receiving Yards.....	104, at DET (12/5)	Same	45, vs. GB (1/23/11)
Longest Reception.....	48, vs. WAS (10/24)	71, vs. STL (12/6/09)	35t, vs. GB (1/23/11)
Receiving TDs.....	2, vs. PHI (11/28)	Same	1, vs. GB (1/23/11)

EARL BENNETT'S GAME-BY-GAME OFFENSIVE STATS 9-9 Regular Season Starting Record (0-0 Postseason Record)

2008 CHICAGO BEARS

No Receiving Stats in Games 1-16

2009 CHICAGO BEARS

Date	W/L	Opp.	Rec	Yds	Avg	Long	TD
9/13*	L	at GB	7	66	9.4	21	0
9/20*	W	PIT	2	22	11.0	15	0
9/27*	W	at SEA	4	80	20.0	31	0
10/4*	W	DET	2	32	16.0	25	0
10/18*	L	at ATL	4	57	14.3	24	0
10/25	L	at CIN	4	48	12.0	26	0
11/1*	W	CLE	2	29	14.5	16	0
11/8*	L	ARZ	7	93	13.3	29	0
11/12*	L	at SF	3	27	9.0	17	0
11/22*	L	PHI	5	57	11.4	23	0
11/29*	L	at MIN	3	14	4.7	9	0
12/6*	W	STL	2	74	37.0	71	1
12/13*	L	GB	1	6	6.0	6	0
12/20*	L	at BAL	2	50	25.0	30	0
12/28*	W	MIN	3	35	11.7	20t	1
1/3*	W	at DET	3	27	9.0	17	0
Totals	7-8		54	717	13.3	71	2

2010 CHICAGO BEARS

Date	W/L	Opp.	Rec	Yds	Avg	Long	TD
9/12	W	DET	INACTIVE				
9/19	W	at DAL	5	29	5.8	8	0
9/27*	W	GB	3	21	7.0	8	0
10/3	L	at NYG	4	26	6.5	9	0
10/10	W	at CAR	1	4	4.0	4	0
10/17	L	SEA	3	55	18.3	36	0
10/24*	L	WAS	4	76	19.0	48	0
11/7	W	at BUF	4	52	13.0	26	1
11/14	W	MIN	3	21	7.0	9	0
11/18	W	at MIA	1	13	13.0	13	0
11/28	W	PHI	4	56	14.0	30	2
12/5*	W	at DET	7	104	14.9	33	0
12/12	L	NE	3	53	17.7	33	0
12/20	W	at MIN	3	37	12.3	23	0
12/26	W	NYJ	1	14	14.0	14	0
1/2	L	at GB	INACTIVE				
Totals	2-1		46	561	12.2	48	3
POSTSEASON							
1/16	W	SEA	1	13	13.0	13	0
1/23	L	GB	3	45	15.0	35t	1
Totals	0-0		4	58	14.5	35t	1

*Denotes Game Started

CONTRACT EXPIRATION

2011 – Bell, Bennett, Bowman, Clark, K. Davis, Forte, Garza, Gholston, Graham, Hanie, Harris, Harrison, Idonije, Iwuh, Jennings, Okoye, Steltz, Ta'ufo'ou, Edw. Williams, R. Williams

2012 – A. Adams, Asiata, Barber, Fantuz, Gutierrez, Horn, Johnson, O.Jones, Knox, Louis, Mannelly, Melton, D.J.Moore, Omiyale, Reed, Roach, Spencer, Trahan, Tyler, Urlacher, C.Williams, Edd.Williams

2013 – Kr.Adams, Ky.Adams, Baptiste, Briggs, Brignone, Bryan, Cobb, Cutler, J.Davis, DeCicco, Dierking, Gould, Henry, Hester, Holmes, Hughes, Hurd, Lamphear, Lanning, Laptad, Linnenkohl, Miller, Minor, J.Moore, R.Jones, Sanzenbacher, Smith, Spaeth, Taylor, Tillman, Toeaina, Unga, Venable, Vittatoe, Walters, Webb, Wootton, Wright, Young

2014 – Conte, Enderle, Paea, Thomas

2015 – Carimi, Peppers, Podlesh



35 ZACKARY BOWMAN

Ht: 6-1**Age:** 26**Bears Season:** 4**Acquired:** 5th round of the 2008 draft**Wt:** 196**College:** Nebraska**NFL Season:** 4

CORNERBACK

PRO CAREER: In his third season with Chicago has posted 111 tackles (81 solo), 7 INTs and 6 PBU... Added 2 forced fumbles and 1 fumble recovery in 30 career games (15 starts)... Gathered 12 career special teams stops and has recovered a fumble in the end zone on special teams... Saw his rookie season come to an end early when he was injured in his first NFL game vs. MIN (10/19).

HONORS AND AWARDS: 2008 - NFC Special Teams Player of the Week (10/19).

CAREER TRANSACTIONS: Entered the NFL as a fifth-round pick (142nd overall) by Chicago in the 2008 NFL Draft... Signed a 4-year contract with the Bears (7/1/08). **SIGNED through 2011**

2010 SEASON: Credited with 35 tackles (24 solo) in 13 games played (3 starts)... Picked up 1 fumble recovery and 1 forced fumble... Notched a career-high 6 special teams stops... Recorded a career-high 13 tackles at DAL (9/19). **GAMES PLAYED-STARTED 13-3**

PREVIOUS SEASONS: 2009 - Led the Bears with career-high 6 INTs, which ranked 4th in the NFC... Collected 75 tackles (56 solo), 1 forced fumble, 5 special teams tackles and ranked 2nd on the team with 6 PBU... Made his first career start vs. PIT (9/20). 2008 - Had his season cut short by injury, appearing in just 1 game for the Bears... Managed to record his first career INT and recover a fumble in the end zone on special teams for a TD in his only game vs. MIN (10/19)... Credited with 1 tackle and 1 special teams stop as well... Placed on Injured Reserve (10/22).

COLLEGE CAREER: Attended the University of Nebraska (2005-2007) after spending two seasons at New Mexico Military Institute... Saw action in 22 games, including 9 starts as a Cornhusker... Compiled 56 tackles (46 solo), 17 PBU, 3 INTs and 2 TFLs in Lincoln... Suffered torn ACL during fall practice of his senior season and redshirted... Earned junior college All-America honors and was the No. 2 junior college recruit in the nation in 2004 according to Rivals.com... Notched 10 INTs - including 2 for TDs - and 22 PBU at New Mexico Military Institute.

PERSONAL: Three-time all-state first team-selection at Bartlett H.S. in Anchorage, Alaska... Took home Player of the Year honors as a senior... Also starred on the basketball team where he was teammates with 2008 Final Four hero Mario Chalmers... Married to Alicia... Son of Zackary and Zelma Bowman... Majored in sociology.

ZACKARY BOWMAN'S NFL STATISTICS

REGULAR SEASON

Year	Team	GP	GS	Tackles					Interceptions					Fumbles			Misc.	
				Tot	S	A	Sk	Yds	No	Yds	Lg	TD	PD	FF	FR	Yds	TFL	STT
2008	Chicago	1	0	1	1	0	0.0	0.0	1	0	0	0	0	0	0	0	0	1
2009	Chicago	16	12	75	56	19	0.0	0.0	6	67	39	0	6	1	0	0	0	5
2010	Chicago	13	3	35	24	11	0.0	0.0	0	0	0	0	0	1	1	0	0	6
NFL totals		30	15	111	81	30	0.0	0.0	7	67	39	0	6	2	1	0	0	12

ADDITIONAL STATS: Touchdowns - 1: fumble recovery in end zone at MIN (Oct. 19, 2008).

POSTSEASON

Year	Team	GP	GS	Tackles					Interceptions					Fumbles			Misc.	
				Tot	S	A	Sk	Yds	No	Yds	Lg	TD	PD	FF	FR	Yds	TFL	STT
2010	Chicago	2	0	0	0	0	0.0	0.0	0	0	-	-	0	0	0	0	0	0

SEASON / CAREER / PLAYOFF HIGHS

	2010	Career	Playoff
Tackles	13, at DAL (9/19)	Same	None
Solos.....	8, at DAL (9/19)	8, two times	None
Interceptions	None	1, six times	None
Longest INT return.....	None	39, vs. ARZ (11/8/09)	None
Pass Defenses.....	None	1, six times	None

ZACKARY BOWMAN'S GAME-BY-GAME DEFENSIVE STATS 9-6 Regular Season Starting Record (0-0 Postseason Record)

2008 CHICAGO BEARS

Date	W/L	Opp.	Tkls-S	TFL	PD	INT-Yds	Sk-YL
INACTIVE Games 1-6 and on INJURED RESERVE Games 8-16							
10/19	W	MIN	1-1	0	0	1-0	0-0

2009 CHICAGO BEARS

Date	W/L	Opp.	Tkls-S	TFL	PD	INT-Yds	Sk-YL
9/13	L	at GB	0-0	0	0	0-0	0-0
9/20*	W	PIT	5-4	0	0	0-0	0-0
9/27*	W	at SEA	8-8	0	1	0-0	0-0
10/4*	W	DET	6-5	0	0	0-0	0-0
10/18*	L	at ATL	6-4	0	0	1-(-16)	0-0
10/25*	L	at CIN	3-2	0	1	0-0	0-0
11/1*	W	CLE	3-1	0	0	0-0	0-0
11/8*	L	ARZ	5-4	0	0	1-39	0-0
11/12*	L	at SF	2-2	0	0	1-0	0-0
11/22*	L	PHI	7-6	0	0	1-0	0-0
11/29*	L	at MIN	7-5	0	1	0-0	0-0
12/6	W	STL	4-3	0	0	0-0	0-0
12/13	L	GB	4-2	0	0	0-0	0-0
12/20	L	at BAL	3-3	0	1	1-20	0-0
12/28*	W	MIN	8-4	0	1	0-0	0-0
1/3*	W	at DET	4-3	0	1	1-24	0-0
Totals	6-6		75-56	0	6	6-67	0-0

2010 CHICAGO BEARS

Date	W/L	Opp.	Tkls-S	TFL	PD	INT-Yds	Sk-YL
9/12*	W	DET	6-4	0	0	0-0	0-0
9/19*	W	at DAL	13-8	0	0	0-0	0-0
9/27*	W	GB	1-1	0	0	0-0	0-0
10/3	L	at NYG	4-2	0	0	0-0	0-0
10/10	W	at CAR	2-1	0	0	0-0	0-0
10/17	L	SEA	4-3	0	0	0-0	0-0
10/24	L	WAS				INACTIVE	
11/7	W	at BUF				INACTIVE	
11/14	W	MIN				INACTIVE	
11/18	W	at MIA	0-0	0	0	0-0	0-0
11/28	W	PHI	0-0	0	0	0-0	0-0
12/5	W	at DET	0-0	0	0	0-0	0-0
12/12	L	NE	1-1	0	0	0-0	0-0
12/20	W	at MIN	1-1	0	0	0-0	0-0
12/26	W	NYJ	3-3	0	0	0-0	0-0
1/2	L	at GB	0-0	0	0	0-0	0-0
Totals	3-0		35-24	0	0	0-0	0-0
POSTSEASON							
1/16	W	SEA	0-0	0	0	0-0	0-0
1/23	L	GB	0-0	0	0	0-0	0-0
Totals	0-0		0-0	0	0	0-0	0-0

*Denotes Game Started



55 LANCE BRIGGS

Ht: 6-1**Age:** 30**Bears Season:** 9**Acquired:** 3rd round of the 2003 draft**Wt:** 244**College:** Arizona**NFL Season:** 9

LINEBACKER

PRO CAREER: In 2010, became the 10th player in franchise history to be voted to six Pro Bowls... Just the fourth LB in franchise history to be selected to 6 straight Pro Bowls, joining Hall of Famers Dick Butkus, Bill George and Mike Singletary... Surpassed the 1,000-tackle mark (1,139), becoming just the fourth player in franchise history to accomplish that feat since 1971 when tackles were officially recorded for the first time... Led the team in tackles in 2004, 2008 and 2009 after finishing 2nd in 2005, 2006, 2007 and 2010... Also has collected 10.5 sacks, 12 INTs, 48 PBUs, 12 forced fumbles, 8 fumble recoveries and 66 TFLs... Has started 121-of-124 career games played... Collected 100-plus tackles for seven straight seasons... Tied for 3rd in team history with 3 career INTs returned for TDs, behind Mike Brown and Bennie McRae (4)... He and Brian Urlacher were the first Bears linebackers to be selected to consecutive Pro Bowls together (2005 and 2006) since Wilber Marshall and Mike Singletary in 1987 and 1988... Over the last eight seasons, tied for the most interceptions returned for touchdowns (3) of any linebacker in the NFL... According to STATS, Inc., leads all linebackers and ranks second overall in the NFL in stuffs - a tackle of a rusher for negative yards - over the past seven seasons with 56.5... Became first linebacker in NFL history to return an interception for a score in each of his first 3 campaigns... Has 57 tackles including 4 TFLs, 1 INT and 2 PBUs in 6 career postseason starts.

HONORS AND AWARDS: 2010 - Pro Bowl. 2009 - Pro Bowl; second-team All-Pro (AP); NFC Defensive Player of the Week (9/27). 2008 - Pro Bowl. 2007 - Pro Bowl. 2006 - Pro Bowl; second-team All-Pro (AP); All-Pro (*The Sporting News*, *Sports Illustrated*); All-NFC (*Pro Football Weekly*); 2005 - Pro Bowl; first-team All-Pro (AP).

CAREER TRANSACTIONS: Entered NFL as a third-round selection (68th overall) by Chicago in the 2003 NFL Draft... Signed contract with Bears (7/25/03)... Designated with the team's franchise tag for 2007 season... Signed 6-year contract with Chicago (3/7/08). **SIGNED through 2013**

2010 SEASON: Ranked second on the team in tackles (121) and TFLs (7), starting all 15 regular season games he played and both playoff contests... Tallied 2.0 sacks, 2 INTs, 7 PBUs, 2 forced fumbles and a fumble recovery... Led or tied for team lead in tackles on five occasions... Led the team with 16 tackles (10 solo) in the postseason, including 1 INT. **GAMES PLAYED-STARTED: 15-15**

PREVIOUS SEASONS: 2009 - Started all 15 games he appeared in, leading the Bears in tackles (147) and solo stops (97)... Posted a career-high 2.5 sacks to go along with 2 PBUs, 1 INT and 7 TFLs... Led the team or tied for the team lead in tackles on 11 occasions, the most of any player. 2008 - Paced the Bears in tackles (136), solo stops (83) and fumble recoveries (2), starting all 16 games at WLB.... Tied for second on the team and second among all NFL linebackers with a career-high 3 INTs... Returned a fumble 21 yards for a TD in the Bears season-opening win at IND (9/7)... Finished second on Chicago in PBUs (7)... Tallied 0.5 sack, 1 FF, 2 FR and 9 TFLs... Collected his first multi-INT game of his career at STL (11/23). 2007 - Led Chicago with 10 TFLs, which matched a career high... Ranked second on the Bears in tackles (140) and solo stops (80) and tied for third in forced fumbles (2), while posting 2.0 sacks... Finished the season tied for second in the NFL with 12.5 stuffs, according to Stats, LLC... Recorded double-digit tackles 8 times... Also added 4 QB hits, 1 PBU and 1 fumble recovery. 2006 - Started all 16 games for 3rd straight season while finishing 2nd on team with career-high 176 tackles... Led or tied for Bears lead in tackles on 8 occasions and recorded double-digit tackles 12 times... Also finished 2nd on roster with 10 TFLs (tying a career high), and 9 PBUs... Led team in postseason with 32 tackles and 3 TFLs; added 2 PBUs. 2005 - Ranked 2nd on Bears with 170 tackles, 2 sacks, 2 INT, 13 PBUs, 3 forced fumbles and 2 fumble recoveries while starting all 16 games... Led Chicago in tackles in team-high 7 games and registered at least 11 tackles

CHICAGO BEARS PLAYERS

in 9 contests. **2004** - Started 16 games at WLB, moving from SLB in the off-season, and became first Bears player other than Brian Urlacher to lead team in tackles since Barry Minter in 1999... Led team in tackles in 8 games... Named Pro Bowl second-alternate at OLB after recording 168 tackles including 10 TFLs and 0.5 sack... Produced one of Bears team-record six defensive TDs with INT return score... Scored 2nd career TD on 38-yard INT return at DET (12/26); combined with Mike Green on his first career sack. **2003** - Played all 16 games as a rookie for Chicago, becoming a starter at SLB in the fourth game and tying for 4th on Chicago with 81 tackles while starting the final 13 contests... Added an INT return for a TD, a fumble recovery, 5 PBUs and 4 TFLs.

COLLEGE: Three-time first-team all-Pac-10 selection at LB at Arizona (1999-2002)... Switched positions from FB to LB during the spring following his freshman season... Special teams standout who led Wildcats in tackles each of his three seasons on defense... Concluded career with 308 tackles (205 solos), 10.5 sacks, 36 TFLs, 3 INTs, 10 PBUs, 5 forced fumbles and 4 fumble recoveries in 33 games at SLB... Named team's Defensive Most Valuable Player as a senior, starting 11 games and leading team with 98 tackles, including 3 sacks and 11 TFLs, 1 INT and 2 PBUs... Recovered 2 fumbles and forced 2 others while recording season-high 15 tackles twice... As a junior, led team with 93 tackles in 11 games while collecting 6.5 sacks and 14 TFLs... In first year at LB as a sophomore, led team with career-high 113 tackles with 1 sack, 11 TFLs and 1 forced fumble, plus 2 INTs... Rushed for 163 yards and 2 TDs on 25 carries in 10 games at FB as a freshman... Majored in sociology.

PERSONAL: Three-year letterman at Elk Grove H.S. in Sacramento, CA, as a LB, RB, S, K, kickoff and punt returner... Named Sacramento Bee Player-of-the-Year as a senior with 100 tackles, including 5 sacks... Two-year track letterman in the 200-meters, 4x100 relay and shot put... Born Lance Marell Briggs to Raymond and Brenda Briggs... Sister, Tranae, played volleyball at Sacramento State, South Florida and Florida State... Cousin, Tamika Dennis, played volleyball at Arizona... Participated in ESPN: The Weekend at Disney's Wide World of Sports during the 2006 off-season.

LANCE BRIGGS' NFL STATISTICS

REGULAR SEASON

Year	Team	GP	GS	Tackles					Interceptions					Fumbles			Misc.	
				Tot	S	A	Sk	Yds	No	Yds	Lg	TD	PD	FF	FR	Yds	TFL	STT
2003	Chicago	16	13	81	62	19	0.0	0.0	1	45	45t	1	4	0	1	0	5	2
2004	Chicago	16	16	168	112	56	0.5	1.5	1	38	38t	1	5	0	0	11	10	0
2005	Chicago	16	16	170	86	84	2.0	12.0	2	30	20	1	13	3	2	0	8	0
2006	Chicago	16	16	176	117	59	1.0	4.0	2	18	18	0	9	4	1	0	10	0
2007	Chicago	14	14	140	80	60	2.0	7.0	0	0	0	0	1	2	1	0	10	0
2008	Chicago	16	16	136	83	53	0.5	6.5	3	12	9	0	7	1	2	21	9	0
2009	Chicago	15	15	147	97	50	2.5	18.5	1	0	0	0	2	0	0	0	7	0
2010	Chicago	15	15	121	75	46	2.0	10.0	2	1	1	0	7	2	1	0	7	0
NFL totals		124	121	1,139	712	427	10.5	59.5	12	144	45t	3	48	12	8	32	66	2

ADDITIONAL STATS: Touchdowns - 4: 45-yard INT return at GB (12/7/03); 38-yard INT return at DET (12/26/04); 10-yard INT return at GB (12/25/05); 21-yard fumble recovery at IND (9/7/08).

POSTSEASON

Year	Team	GP	GS	Tackles					Interceptions					Fumbles			Misc.	
				Tot	S	A	Sk	Yds	No	Yds	Lg	TD	PD	FF	FR	Yds	TFL	STT
2005	Chicago	1	1	9	7	2	0.0	0.0	0	0	0	0	0	0	0	0	1	0
2006	Chicago	3	3	32	21	11	0.0	0.0	0	0	0	0	2	0	0	0	3	0
2010	Chicago	2	2	16	10	6	0.0	0.0	1	4	4	0	0	0	0	0	0	0
Postseason		6	6	57	38	19	0.0	0.0	1	4	4	0	2	0	0	0	4	0

SEASON / CAREER / PLAYOFF HIGHS

	2010	Career	Playoff
Tackles.....	16, vs. DET (9/12)	19, at GB (10/7/07)	13, two times
Solos.....	10, vs. GB (9/27)	15, two times	11, vs. IND (SB XLI)
Tackles For Loss.....	2, at DAL (9/19)	3, vs. GB (12/22/08)	1, four times
Interceptions.....	1, two times	2, at STL (11/23/08)	1, vs. GB (1/23/11)
Longest INT Return.....	0, at SEA (9/27)	45t, at GB (12/7/03)	4, vs. GB (1/23/11)
Pass Defenses.....	2, at ATL (10/18)	3, vs. GB (12/4/05)	1, two times



LANCE BRIGGS' GAME-BY-GAME DEFENSIVE STATS 68-53 Regular Season Starting Record (3-3 Postseason)

2003 CHICAGO BEARS

Date	W/L	Opp.	Tkls-S	TFL	PD	INT-Yds	Sk-YL
9/7	L	at SF	0-0	0	0	0-0	0-0
9/14	L	at MIN	1-1	0	0	0-0	0-0
9/29	L	GB	2-2	0	0	0-0	0-0
10/5*	W	OAK	1-1	0	0	0-0	0-0
10/12*	L	at NO	4-3	0	1	0-0	0-0
10/19*	L	at SEA	7-5	0	0	0-0	0-0
10/26*	W	DET	8-5	0	0	0-0	0-0
11/2*	W	SD	10-8	0	0	0-0	0-0
11/9*	L	at DET	12-11	1	0	0-0	0-0
11/16*	L	STL	4-3	0	1	0-0	0-0
11/23*	W	at DEN	6-4	0	1	0-0	0-0
11/30*	W	ARZ	7-2	0	0	0-0	0-0
12/7*	L	at GB	9-8	2	1	1-45	0-0
12/14*	W	MIN	5-5	1	0	0-0	0-0
12/21*	W	WAS	3-2	0	0	0-0	0-0
12/28*	L	at KC	2-2	1	0	0-0	0-0
Totals	7-6		81-62	5	4	1-45	0-0

2004 CHICAGO BEARS

Date	W/L	Opp.	Tkls-S	TFL	PD	INT-Yds	Sk-YL
9/12*	L	DET	12-6	1	0	0-0	0-0
9/19*	W	at GB	8-4	0	1	0-0	0-0
9/26*	L	at MIN	6-4	1	0	0-0	0-0
10/3*	L	PHI	15-12	1	0	0-0	0-0
10/17*	L	WAS	8-5	0	1	0-0	0-0
10/24*	L	at TB	12-7	1	0	0-0	0-0
10/31*	W	SF	9-6	0	1	0-0	0-0
11/7*	W	at NYG	8-6	1	0	0-0	0-0
11/14*	W	at TEN	15-12	0	1	0-0	0-0
11/21*	L	IND	12-11	1	1	0-0	0-0
11/25*	L	at DAL	11-6	2	0	0-0	0-0
12/5*	W	MIN	6-4	0	0	0-0	0-0
12/12*	L	at JAX	17-15	2	0	0-0	0-0
12/19*	L	HOU	9-3	0	0	0-0	0-0
12/26*	L	at DET	13-7	0	0	1-38	0.5-1.5
1/2*	L	GB	7-4	0	0	0-0	0-0
Totals	5-11		168-112	10	5	1-38	0.5-1.5

2005 CHICAGO BEARS

Date	W/L	Opp.	Tkls-S	TFL	PD	INT-Yds	Sk-YL
9/11*	L	at WAS	9-6	1	0	0-0	1-3
9/18*	W	DET	12-5	1	0	1-20	0-0
9/25*	L	CIN	9-5	2	1	0-0	0-0
10/9*	L	at CLE	13-5	0	1	0-0	1-9
10/16*	W	MIN	8-5	0	1	0-0	0-0
10/23*	W	BALT	12-6	0	1	0-0	0-0
10/30*	W	at DET	8-5	0	0	0-0	0-0
11/6*	W	at NO	15-10	1	2	0-0	0-0
11/13*	W	SF	11-3	0	0	0-0	0-0
11/20*	W	CAR	8-4	0	0	0-0	0-0
11/27*	W	at TB	15-7	1	0	0-0	0-0
12/4*	W	GB	16-8	1	3	0-0	0-0
12/11*	L	at PIT	15-7	0	0	0-0	0-0
12/18*	W	ATL	11-4	0	2	0-0	0-0
12/25*	W	at GB	7-6	1	2	1-10	0-0
1/1*	L	at MIN	1-0	0	0	0-0	0-0
Totals	11-5		170-86	8	13	2-30	2-12

POSTSEASON

1/15*	L	CAR	9-7	1	0	0-0	0-0
-------	---	-----	-----	---	---	-----	-----

2006 CHICAGO BEARS

Date	W/L	Opp.	Tkls-S	TFL	PD	INT-Yds	Sk-YL
9/10*	W	at GB	10-8	1	0	0-0	1-4
9/17*	W	DET	10-6	1	0	0-0	0-0
9/24*	W	at MIN	9-7	1	0	0-0	0-0
10/1*	W	SEA	12-9	2	0	0-0	0-0
10/8*	W	BUF	5-3	0	1	1-18	0-0
10/16*	W	at ARZ	16-12	2	2	0-0	0-0
10/29*	W	SF	6-5	0	0	0-0	0-0
11/5*	L	MIA	10-6	1	1	0-0	0-0
11/12*	W	at NYG	11-8	0	1	0-0	0-0
11/19*	W	at NYJ	15-7	1	1	0-0	0-0
11/26*	L	at NE	14-7	0	1	0-0	0-0
12/3*	W	MIN	15-9	0	0	1-0	0-0
12/11*	W	at STL	12-7	0	1	0-0	0-0
12/17*	W	TB	14-7	1	0	0-0	0-0
12/24*	W	at DET	11-11	0	1	0-0	0-0
12/31*	L	GB	6-5	0	0	0-0	0-0
Totals	13-3		176-117	10	9	2-18	1-4

POSTSEASON

1/14*	W	SEA	13-7	1	0	0-0	0-0
1/21*	W	NO	6-3	1	1	0-0	0-0
2/4*	L	IND	13-11	1	1	0-0	0-0
Totals	2-1		32-21	3	2	0-0	0-0

2007 CHICAGO BEARS

Date	W/L	Opp.	Tkls-S	TFL	PD	INT-Yds	Sk-YL
9/9*	L	at SD	10-8	1	0	0-0	0-0
9/16*	W	KC	12-7	0	0	0-0	1-3
9/23*	L	DAL	4-1	1	0	0-0	0-0
9/30	L	at DET	INACTIVE				
10/7*	W	at GB	19-15	0	0	0-0	0-0
10/14*	L	MIN	10-6	1	0	0-0	0-0
10/21*	W	at PHI	9-6	1	0	0-0	0-0
10/28*	L	DET	14-5	0	0	0-0	1-4
11/11*	W	at OAK	9-5	0	0	0-0	0-0
11/18*	L	at SEA	7-6	1	0	0-0	0-0
11/25*	W	DEN	5-2	2	0	0-0	0-0
12/2*	L	NYG	10-5	1	0	0-0	0-0
12/6*	L	at WAS	8-3	0	0	0-0	0-0
12/17*	L	at MIN	10-6	0	0	0-0	0-0
12/23	W	GB	INACTIVE				
12/30*	W	NO	13-5	2	1	0-0	0-0
Totals	6-8		140-80	10	1	0-0	2-7

2008 CHICAGO BEARS

Date	W/L	Opp.	Tkls-S	TFL	PD	INT-Yds	Sk-YL
9/7*	W	at IND	9-5	0	0	0-0	0-0
9/14*	L	at CAR	6-1	1	1	0-0	0-0
9/21*	L	TB	9-4	1	0	1-3	0-0
9/28*	W	PHI	6-2	1	1	0-0	0-0
10/5*	W	at DET	7-6	0	0	0-0	0.5-6.5
10/12*	L	at ATL	9-4	0	0	0-0	0-0
10/19*	W	MIN	8-5	0	0	0-0	0-0
11/2*	W	DET	11-10	0	0	0-0	0-0
11/9*	L	TEN	13-9	1	1	0-0	0-0
11/16*	L	at GB	10-9	0	0	0-0	0-0
11/23*	W	at STL	3-2	2	1	2-9	0-0
11/30*	L	at MIN	16-7	0	0	0-0	0-0
12/7*	W	JAX	7-3	0	1	0-0	0-0
12/11*	W	NO	8-6	0	1	0-0	0-0
12/22*	W	GB	5-5	3	1	0-0	0-0
12/28*	L	at HOU	9-5	0	0	0-0	0-0
Totals	9-7		136-83	9	7	3-12	0.5-6.5

2009 CHICAGO BEARS

Date	W/L	Opp.	Tkls-S	TFL	PD	INT-Yds	Sk-YL
9/13*	L	at GB	6-5	0	0	0-0	0-0
9/20*	W	PIT	9-7	1	0	0-0	0-0
9/27*	W	at SEA	8-6	1	0	1-0	1-7
10/4*	W	DET	6-6	2	0	0-0	0-0
10/18*	L	at ATL	10-4	0	2	0-0	0-0
10/25*	L	at CIN	15-11	0	0	0-0	0-0
11/1*	W	CLE	10-5	0	0	0-0	0-0
11/8*	L	ARZ	15-9	0	0	0-0	0-0
11/12*	L	at SF	17-9	1	0	0-0	0-0
11/22*	L	PHI	10-9	1	0	0-0	1-9
11/29*	L	at MIN	2-1	0	0	0-0	0-0
12/6	W	STL	INACTIVE				
12/13*	L	GB	5-3	0	0	0-0	0.5-2.5
12/20*	L	at BAL	14-10	1	0	0-0	0-0
12/28*	W	MIN	8-2	0	0	0-0	0-0
1/3*	W	at DET	12-0	0	0	0-0	0-0
Totals	6-9		147-97	7	2	1-0	2.5-18.5

2010 CHICAGO BEARS

Date	W/L	Opp.	Tkls-S	TFL	PD	INT-Yds	Sk-YL
9/12*	W	DET	16-9	1	1	0-0	0-0
9/19*	W	at DAL	8-4	2	1	0-0	0-0
9/27*	W	GB	13-10	1	0	1-1	0-0
10/3*	L	at NYG	3-1	0	1	0-0	0-0
10/10*	W	at CAR	9-7	0	0	0-0	1-6
10/17	L	SEA	INACTIVE				
10/24*	L	WAS	0-0	0	0	0-0	0-0
11/7*	W	at BUF	6-5	1	0	0-0	0-0
11/14*	W	MIN	9-4	1	0	1-0	0-0
11/18*	W	at MIA	6-6	0	0	0-0	0-0
11/28*	W	PHI	11-8	0	0	0-0	0-0
12/5*	W	at DET	11-4	0	0	0-0	0-0
12/12*	L	NE	10-5	0	0	0-0	0-0
12/20*	W	at MIN	7-3	0	2	0-0	1-4
12/26*	W	NYJ	4-2	1	2	0-0	0-0
1/2*	L	at GB	8-7	0	0	0-0	0-0
Totals	11-4		121-75	7	7	2-1	2-10

POSTSEASON

1/16*	W	SEA	9-6	0	0	0-0	0-0
1/23*	L	GB	7-4	0	0	1-4	0-0
Totals	1-1		16-10	0	0	1-4	0-0

*Denotes Game Started



88 DESMOND CLARK

Ht: 6-3

Wt: 249

Age: 34

College: Wake Forest

Bears Season: 9

NFL Season: 13

Acquired: Unrestricted free agent in 2003 (MIA)

TIGHT END

CLARK

PRO CAREER: Has become one of the top tight end targets in franchise history since joining the team in 2003, ranking second amongst Chicago TEs with 242 receptions, second with 18 receiving touchdowns and third with 2,639 receiving yards in his eight seasons in Chicago... Totaled 323 catches for 3,591 yards (11.1 avg) and 27 TDs over his career... Surpassed the 3,000-yard receiving mark during 2007 season and is one of 13 active tight ends in the NFL to eclipse that plateau... Has started 99-of-110 games played with the Bears... Exceeded 40 catches in 2008 for the third consecutive year and fifth time in his career (2001, 2003, 2006-08)... Became the first Bears TE since Mike Ditka in 1962-64 to have three consecutive 40-reception seasons (2006-08)... Along with TE Greg Olsen, combined for 95 catches for 941 yards in 2008, setting the single-season franchise record for receptions by TEs which broke the record set in 2007 by Clark, Olsen and John Gilmore... Leads Chicago in receptions, receiving yards and receiving TDs since becoming a member of the Bears in 2003.

CAREER TRANSACTIONS: Entered NFL as a sixth-round selection (179th overall) by Denver in the 1999 NFL Draft... Waived/injured by Broncos (8/31/02) and claimed by Miami (9/2/02)... Signed as a free agent with Chicago (3/1/03)... Signed two-year extension (2/24/08). **SIGNED through 2011**

2010 SEASON: Played in 5 games... Caught 1 pass for 12 yards... Played in the NFC Championship Game vs GB (1/23). **GAMES PLAYED-STARTED: 5-0**

PREVIOUS SEASONS: **2009** - Hauled in 19 catches for 145 yards and 2 TDs... Played in 11 games (7 starts), but saw an 68-game starting streak come to a close as a result of a back injury he sustained in the season opener. **2008** - Caught 41 passes for 367 yards (9.0 avg) and 1 TD while starting all 16 games at TE... Caught a pass in all 16 games for the second time in his career. **2007** - Started at TE in all 16 games while hauling in 44 catches, 545 yards and 4 touchdowns, all of which are the third highest of his career... Led NFC tight ends in yards per catch (12.4 avg) and was fifth in receiving yards... Tied for team lead with 6 receptions of 25 yards or more... Caught a career-long 52-yard reception vs. DAL (9/23). **2006** - Started all 16 games while setting a career high with 626 receiving yards and tying a career best with 6 TDs on 45 receptions (2nd highest total of career)... Reception total was highest for a Bears TE since Ryan Wetnight's 46 in 1997... His 6 TDs tied Keith Jennings (1995) for the third-highest single-season TD total for a TE in team history... His 13.91 yards per catch average was 2nd in the NFL among tight ends (Alge Crumpler, 13.93)... Recorded first career 100-yard receiving game and first by a Bears TE since 1985 (Moorehead, 8-114, at TB, 10/6) after hauling in 125 receiving yards on 7 receptions (ties career-high) vs. TB (12/17). **2005** - Started all 16 games and led Chicago TEs with 24 receptions for 229 yards and 2 TDs. **2004** - Started 13 of 15 games played while recording 24 receptions for 282 yards with 1 TD. **2003** - Started 15 games and caught 44 passes, while surpassing 100 receptions and 1,000 receiving yards for his career. **2002** - Limited to 11 games played due to injury in lone season with Miami, catching 2 passes for 42 yards... Suffered dislocated forearm in preseason with Denver and was waived/injured. **2001** - Played all 16 games for Broncos with 4 starts, recording a career-high 51 receptions for 566 yards and 6 TDs while averaging 11.1 yards per catch... Tied for NFL lead among TEs with 6 TDs (Tony Gonzalez, KC). **2000** - Ranked 4th on Broncos with 27 receptions for 339 yards and 3 TDs while participating in all 16 games... Caught first NFL TD on 7-yard pass from Brian Griese at STL (9/4). **1999** - Played 9 games, all as a reserve, catching 1 pass for 5 yards... Lone reception was 5-yard gain in his NFL debut vs. GB (10/17) in which he suffered a first-degree tear of his lateral collateral ligament later in the game.



COLLEGE: Four-year letterman and 3-year starting WR at Wake Forest (1995-1998), where he finished his career as the all-time leading receiver in the ACC... In 40 games (31 starts), had 216 catches for 2,834 yards and 20 TDs, including at least 1 against every ACC opponent... Named second-team all-ACC as a senior, leading the ACC with a school-record 72 receptions... Named team MVP as a senior and sophomore... Majored in communications.

PERSONAL: Played QB as a junior and senior at Kathleen H.S. in Lakeland, Fla., rushing for over 600 yards and throwing for 980 as a senior, earning all-conference honors... Also played free safety, returned punts and was the holder for former Bears K Paul Edinger on FGs and PATs... Full name is Desmond Darice Clark... He and wife, Denise, have 3 children: stepdaughter Brittany Reaves and twins, Ashonna and Gianna.

DESMOND CLARK'S NFL STATISTICS

REGULAR SEASON

Year	Team	GP-GS	Rec	Yds	Avg	Lg	TD
1999	Denver	9 - 0	1	5	5.0	5	0
2000	Denver	16 - 2	27	339	12.6	44	3
2001	Denver	16 - 4	51	566	11.1	39	6
2002	Miami	11 - 0	2	42	21.0	26	0
2003	Chicago	15 - 15	44	433	9.8	31	2
2004	Chicago	15 - 13	24	282	11.8	31	1
2005	Chicago	16 - 16	24	229	9.5	31	2
2006	Chicago	16 - 16	45	626	13.9	33	6
2007	Chicago	16 - 16	44	545	12.4	52	4
2008	Chicago	16 - 16	41	367	9.0	35	1
2009	Chicago	11 - 7	19	145	7.6	26	2
2010	Chicago	5 - 0	1	12	12.0	12	0
NFL totals		162 - 105	323	3,591	11.1	52	27
BEARS CAREER		110 - 99	242	2,639	10.9	52	18

ADDITIONAL STATS: Special Teams Tackles - 2000 (4). Fumbles-Lost - 8-5: 2001 (3-2), 2003 (2-2), 2004 (1-1), 2007 (1-0), 2008 (1-0).

POSTSEASON

Year	Team	GP-GS	Rec	Yds	Avg	Lg	TD	STT
2000	Denver	1 - 0	1	5	5.0	5	0	1
2005	Chicago	1 - 1	2	5	2.5	4	1	0
2006	Chicago	3 - 3	8	107	13.4	30	0	0
2010	Chicago	1 - 0	0	0	-	-	0	0
Postseason		6 - 4	11	117	10.6	30	1	1

SEASON / CAREER / PLAYOFF HIGHS

	2010	Career	Playoff
Receptions.....	1, vs. GB (9/27)	7, three times	6, vs. IND (SB XLI)
Receiving Yards.....	12, vs. GB (9/27)	125, vs. TB (12/17)	64, vs. IND (SB XLI)
Longest Reception.....	12, vs. GB (9/27)	52, vs. DAL (9/23/07)	30, vs. NO (1/21/07)
Receiving TDs.....	None	2, three times	1, vs. CAR (1/15/06)

THE LAST HELMETLESS PLAYER

Dick Plasman, an end out of Vanderbilt, is regarded by the Pro Football Hall of Fame as the last player to play the game without a helmet. Plasman played for the Bears from 1937-41 and 1944 and was part of World Championship teams in 1940 and 1941. The NCAA made helmets mandatory in 1939 and the NFL followed shortly thereafter. Plasman never wore a helmet in high school, college or the pros but, after a stint in the armed forces, was required to wear a helmet when he returned to the NFL in 1944.



6 JAY CUTLER

Ht: 6-3

Age: 28

Bears Season: 3

Acquired: Trade with DEN in 2009

Wt: 220

College: Vanderbilt

NFL Season: 6

QUARTERBACK

PRO CAREER: Has started all 68 games he has appeared in during his five NFL seasons with Denver (2006-08) and Chicago (2009-10)... Completed 1,359-of-2,207 passes (61.6 percent) for 15,964 yards, 104 TDs and 79 INTs for a QB rating of 84.3... Ranks fourth in the NFL in total yards passing, attempts and completions and seventh in TDs since his first career start... Ranks sixth in the NFL among quarterbacks since his first NFL start with 828 rushing yards to go along with 5 rushing TDs... Became the first quarterback in Bears franchise history to post back-to-back 3,000-yard seasons and the first QB to record back-to-back 20+ TD passes (2009-10)... Tied for sixth in Chicago annals in TD passes (50) and eighth in passing yards (6,940)... Posted a 21-0 record as a starter when accumulating a QB rating over 100.0 in the regular season (1-0 in playoffs)... Thrown for 300+ yards 14 times during his career... Became the fastest Bears QB to throw for 3,000 yards, doing so in just 13 games to start 2009 season... Holds Chicago franchise records for single-season attempts (555) and completions (336)... Heading into 2011, holds the franchise record for career QB rating (80.9) and passing yards per game (223.9)... In 2008, became just the third player in NFL history to reach the 4,500-yard passing mark in one of his first three seasons, joining Dan Marino (1984) and Drew Bledsoe (1994)... Finished his career in Denver second in franchise history in completions and completion percentage, fifth in passing yards, sixth in attempts... Became the fastest player in Denver history to throw 50 TDs (33 games)... Became the first rookie in NFL history to throw multiple TD passes in each of his first four games... Thrown for 354 yards on 21-of-42 passing with 2 TDs and 1 INT in 2 postseason starts... Joined Otto Graham as the only players in NFL history to post 2 rushing TDs and 2 passing TDs in a playoff game vs. SEA (1/16/11).

HONORS AND AWARDS: 2010 - NFC Offensive Player of the Week vs. PHI (11/28). 2009 - NFC Offensive Player of the Week vs. MIN (12/28). 2008 - Pro Bowl; AFC Offensive Player of the Month (9/08); AFC Offensive Player of the Week at CLE (11/6); FedEx Air NFL Player of the Week at CLE (11/6), at NYJ (11/30) and vs. KC (12/7).

CAREER TRANSACTIONS: Drafted by Denver in the first round (11th overall) of the 2006 NFL Draft... Signed by the Broncos (7/27/06)... Traded to Chicago (4/2/09)... Signed 2-year contract extension with the Bears (10/20/09). **SIGNED through 2013**

2010 SEASON: Team captain... Finished with a QB rating of 86.3, completing 261-of-432 passes for 3,274 yards in 15 starts... Tossed 23 TDs and 16 INTs... Carried the ball 50 times for 232 yards (4.6 avg) and 1 TD... Finished seventh in the NFL in yards per attempt (7.58)... Posted a career-high 146.2 QB rating vs. PHI (11/28), throwing a career-high 4 TD passes... Threw for 372 yards in season-opener vs. DET (9/12), the second highest mark of his career... Completed 21-of-42 passes for 354 yards, 2 TDs and 1 INT in 2 postseason games, including a QB rating of 111.3 in NFC Divisional Playoff vs. SEA (1/16). **GAMES PLAYED-STARTED: 15-15**

PREVIOUS SEASONS: 2009 - Set franchise mark for single-season completions (336) and attempts (555), while throwing for 3,666 yards - the second highest mark in franchise history... Threw a career-high 27 TDs, third-most in Bears single-season annals... Became the fifth QB in Bears history to start all 16 games in a season... Finished with a passer rating over 100.0 on five occasions and completed 56 passes of 20+ yards, the most in franchise history since at least 1995... Ran for 176 yards on 43 carries (4.3 avg), the sixth most yards of any QB. 2008 - Served as a Broncos team captain, starting all 16 games and established single-season team highs in completions (384), attempts (616) and passing yards (4,526) while posting the most 300-yard performances in a season (8)... Ranked third in the league and led the AFC with 4,526 passing yards... Became the third player in League annals to throw for more than 4,500 yards and rush for more than 200 yards in



a single season (Daunte Culpepper, 2004; Warren Moon, 1990)... Threw his 50th career touchdown pass in his 33rd game, becoming the fastest player in Denver history to reach that mark. **2007** - In his first full season as a starting quarterback for Denver, completed 297-of-467 (63.6%) passes for 3,497 yards with 20 touchdowns and 14 interceptions for an 88.1 passer rating in 16 starts... Ranked ninth in the NFL in yards per pass attempt (7.49), 10th in passing yards, tied for 10th in completions and 12th in passer rating... Rushed for 205 yards on 44 carries (4.7 avg.) and 1 TD to rank fourth in the league in rushing among quarterbacks... Posted two 300-yard passing games, five multiple passing touchdown efforts and five games with a completion percentage of at least 70 percent. **2006** - Started the final five games of his rookie season after being named Denver's starter on Nov. 27... Completed 81-of-137 (59.1%) passes for 1,001 yards with nine TDs and five INTs... Became the first rookie in NFL history (second player overall) to throw multiple touchdown passes in each of his first four games played... Also became just the second rookie in league history (fifth player overall) to throw at least two touchdown passes in each of his first four starts... Posted the second-highest TD percentage (6.6) and third-highest TD-to-INT ratio (1.8) among NFL rookies since 1970 (with at least 125 passing attempts) and set Denver rookie records for passer rating (88.5) and completion percentage (59.1).

COLLEGE: Three-year captain who started all 45 career games played at Vanderbilt University (2002-05) where he completed 710-of-1,242 passes for 8,697 yards with 59 touchdowns and 34 interceptions... Rushed for 1,256 yards on 453 career rushes with 17 touchdowns... Set school career records for total offense (9,953 yards), touchdown passes (59), passing yards (8,697), pass completions (710), pass attempts (1,242) and combined touchdowns (76)... Ranked ninth in the nation in total offense (298.9 yards per game) as a senior while completing 273-of-462 passes for 3,073 yards, 21 touchdowns and nine interceptions as he became the first Commodore to be named Southeastern Conference Offensive Player of the Year (coaches and media) since 1967... Named a finalist for the Johnny Unitas Golden Arm Award (nation's top senior quarterback) as well as a first-team all-SEC pick by the league's coaches after leading the conference with a school-record 3,288 yards of total offense... Became the first quarterback in school history to record four consecutive 300-yard passing performances as a senior with a stretch that included Vanderbilt's first win against Tennessee since 1982 in its season finale in Knoxville, Tenn... Started 11 games for the Commodores as a redshirt freshman, earning third-team freshman All-America honors from *The Sporting News* and first-team freshman all-SEC accolades from the league's coaches and the *Associated Press*.

PERSONAL: Started at quarterback and safety for three years at Heritage Hills H.S. in Lincoln City, Ind.... Received first-team all-state honors (*Associated Press*) as a senior, leading the school to a 15-0 record and its first state title by hauling in a game-winning 12-yard touchdown pass off a lateral to win the championship... Connected on 122-of-202 passes for 2,252 yards with 31 touchdowns while rushing 65 times for 493 yards with 11 touchdowns during his senior campaign... Also was a first-team all-state selection in basketball and garnered honorable mention all-state accolades as a shortstop... Completed his bachelor's degree in human and organizational development from Vanderbilt in December 2005... Grew up in a subdivision called Christmas Village in the Southern Indiana town of Santa Claus... Diagnosed with Type I diabetes in mid-April 2008... Started the Jay Cutler Foundation which is dedicated to improving the quality of life for underprivileged children and those suffering from diabetes... Father, Jack, worked for the Indiana state police and his mother, Sandy, was a part-time teacher.

QB's to Throw a TD on First Postseason Pass Attempt

Since 1991

Date	QB, Team	Opponent	Result
1/6/1996	Alex Van Pelt, Buffalo Bill (2 yards)	vs. Pittsburgh Steelers	L, 40-21
1/16/2000	Kurt Warner, St. Louis Rams (77 yards)	vs. Minnesota Vikings	W, 49-37
1/4/2003	Chad Pennington, New York Jets (56 yards)	vs. Indianapolis Colts	W, 41-0
1/16/2011	Jay Cutler, Chicago Bears (58 yards)	vs. Seattle Seahawks	W, 35-24

Information provided by STATS

CHICAGO BEARS PLAYERS

JAY CUTLER'S NFL STATISTICS

REGULAR SEASON

Year	Team	GP-GS	Att	Cmp	Pct	Yds	Yds/Att	TD	Int	Lg	Sk-Yds	Rating
2006	Denver	5-5	137	81	59.1	1,001	7.3	9	5	71t	13 - 85	88.5
2007	Denver	16-16	467	297	63.6	3,497	7.5	20	14	68t	27 - 153	88.1
2008	Denver	16-16	616	384	62.3	4,526	7.3	25	18	93t	11 - 69	86.0
2009	Chicago	16-16	555	336	60.5	3,666	6.6	27	26	71	35 - 204	76.8
2010	Chicago	15-15	432	261	60.4	3,274	7.6	23	16	89t	52 - 352	86.3
NFL totals		68-68	2,207	1,359	61.6	15,964	7.2	104	79	93t	138 - 863	84.3
<i>Bears totals</i>		<i>31-31</i>	<i>987</i>	<i>597</i>	<i>60.5</i>	<i>6,940</i>	<i>7.2</i>	<i>50</i>	<i>42</i>	<i>89t</i>	<i>87 - 556</i>	<i>80.9</i>

Record as Starter: 34-34 (.500) - 2006 (2-3), 2007 (7-9), 2008 (8-8), 2009 (7-9), 2010 (10-5).

ADDITIONAL STATS: Fumbles-Lost -- (43-15): 2006 (8-2), 2007 (11-4), 2008 (5-2), 2009 (9-1), 2010 (10-6).

Year	Team	Rush	Yds	Avg	Lg	TD
2006	Denver	12	18	1.5	9	0
2007	Denver	44	205	4.7	31	1
2008	Denver	57	200	3.5	18	2
2009	Chicago	40	173	4.3	30	1
2010	Chicago	50	232	4.6	25	1
NFL totals		203	828	4.1	31	5
<i>Bears totals</i>		<i>90</i>	<i>405</i>	<i>4.5</i>	<i>55</i>	<i>2</i>

POSTSEASON

Year	Team	GP-GS	Att	Cmp	Pct	Yds	Yds/Att	TD	Int	Lg	Sk-Yds	Rating
2010	Chicago	2-2	42	21	50.0	354	8.4	2	1	58t	5 - 28	84.8

SEASON / CAREER / PLAYOFF HIGHS

	2010	Career	Playoff
Attempts	40, vs. WAS (10/24)	52, at SF (11/12/09)	28, vs. SEA (1/16/11)
Completions	26, vs. WAS (10/24)	36, vs. SD (9/14/08)	15, vs. SEA (1/16/11)
Passing Yards	372, vs. DET (9/12)	447, at CLE (11/6/08)	274, vs. SEA (1/16/11)
TD Passes	4, vs. PHI (11/28)	4, five times	2, vs. SEA (1/16/11)
Interceptions	4, vs. WAS (10/24)	5, at SF (11/12/09)	1, vs. GB (1/16/11)
Longest Completion	89t, vs. DET (9/12)	93t, at CLE (11/6/08)	58t, vs. SEA (1/16/11)

JAY CUTLER GAME-BY-GAME PASSING 34-34 Regular Season Starting Record (1-1 Postseason Record)

2006 DENVER BRONCOS

Date	W/L	Opp.	Att	Cmp	Yds	Pct.	TD	INT	Lg	Sk/Lst	Rtg
<i>Did not play in Games 1-11</i>											
12/3*	L	SEA	21	10	143	47.6	2	2	71t	3/22	62.3
12/10*	L	at SD	30	17	188	56.7	2	0	28t	4/22	97.6
12/17*	W	at ARZ	31	21	261	67.7	2	1	54t	1/5	101.7
12/24*	W	CIN	23	12	179	52.2	2	1	39t	3/19	88.9
12/31*	L	SF	32	21	230	65.6	1	1	29	2/17	84.1
Totals	2-3		137	81	1,001	59.1	9	5	71t	13/85	88.5

2007 DENVER BRONCOS

Date	W/L	Opp.	Att	Cmp	Yds	Pct.	TD	INT	Lg	Sk/Lst	Rtg
9/9*	W	at BUF	39	23	304	59.0	1	1	34	1/5	81.6
9/16*	W	OAK	33	23	269	69.7	1	2	24	2/9	79.0
9/23*	L	JAX	23	16	222	69.6	1	1	49	1/4	96.6
9/30*	L	at IND	21	13	131	61.9	1	1	24	1/0	75.7
10/7*	L	SD	36	23	232	63.9	0	1	26	1/8	70.6
10/21*	W	PIT	29	22	248	75.9	3	2	26	2/14	106.7
10/29*	L	GB	34	21	264	61.8	1	0	35	2/17	95.7
11/4*	L	at DET	4	3	20	75.0	0	0	9	2/13	85.4
11/11*	W	at KC	29	17	192	58.6	1	1	38	1/6	75.6
11/19*	W	TEN	21	16	200	76.2	2	0	48t	1/7	137.0
11/25*	L	at CHI	31	17	302	54.8	2	1	68t	2/10	96.4
12/2*	L	at OAK	32	16	214	50.0	0	2	58	1/8	45.6
12/9*	W	KC	27	20	244	74.1	4	0	28	0/0	141.0
12/13*	L	at HOU	39	27	254	69.2	1	0	30	5/18	95.5
12/24*	L	at SD	32	14	155	43.8	0	2	27	4/22	32.7
12/30*	W	MIN	37	26	246	70.3	2	0	27	1/12	106.4
Totals	7-9		467	297	3,497	63.6	20	14	68t	27/153	88.1



2008 DENVER BRONCOS

Date	W/L	Opp.	Att	Cmp	Yds	Pct.	TD	INT	Lg	Sk/Lst	Rtg
9/8*	W	at OAK	24	16	300	66.7	2	0	72	0/0	137.5
9/14*	W	SD	50	36	350	72.0	4	1	34	1/9	109.6
9/21*	W	NO	34	21	264	61.8	2	1	35t	0/0	93.3
9/28*	L	at KC	49	29	361	59.2	1	2	40	1/9	71.9
10/5*	W	TB	34	23	227	67.6	1	0	33	0/0	96.1
10/12*	L	JAX	37	21	192	56.8	2	1	21	0/0	77.8
10/20*	L	at NE	26	17	168	65.4	1	2	20	2/13	64.3
11/2*	L	MIA	46	24	307	52.2	2	3	47	1/2	60.7
11/6*	W	at CLE	42	24	447	57.1	3	1	93t	1/6	107.9
11/16*	W	at ATL	27	19	216	70.4	1	0	47	1/8	106.4
11/23*	L	OAK	37	16	204	43.2	0	1	32	0/0	49.8
11/30*	W	at NYJ	43	27	357	62.8	2	1	59t	0/0	94.8
12/7*	W	KC	40	32	286	80.0	2	1	25	0/0	102.7
12/14*	L	at CAR	33	21	172	63.6	1	1	19	3/14	74.3
12/21*	L	BUF	45	25	359	55.6	0	1	36	1/8	72.4
12/28*	L	at SD	49	33	316	67.3	1	2	25t	0/0	74.9
Totals	8-8		616	384	4,526	62.3	25	18	93t	11/69	86.0

2009 CHICAGO BEARS

Date	W/L	Opp.	Att	Cmp	Yds	Pct.	TD	INT	Lg	Sk/Lst	Rtg
9/13*	L	at GB	36	17	277	47.2	1	4	68	2/11	43.2
9/20*	W	PIT	38	27	236	71.1	2	0	29	2/5	104.7
9/27*	W	at SEA	27	21	247	77.8	3	1	36t	2/14	126.4
10/4*	W	DET	28	18	141	64.3	2	0	25	2/16	100.4
10/18*	L	at ATL	43	27	300	62.8	2	2	41	2/10	79.6
10/25*	L	at CIN	37	26	251	70.3	1	3	26	1/10	64.1
11/1*	W	CLE	30	17	225	56.7	0	1	33	4/26	66.7
11/8*	L	ARZ	47	29	369	61.7	3	1	24	4/22	98.6
11/12*	L	at SF	52	29	307	55.8	0	5	37	0/0	33/6
11/22*	L	PHI	43	24	171	55.8	1	1	23	1/13	63.2
11/29*	L	at MIN	23	18	147	78.3	1	2	24t	4/21	71.6
12/6*	W	STL	17	8	143	47.1	1	0	71	2/15	96.0
12/13*	L	GB	36	23	209	63.9	2	2	28	3/14	74.9
12/20*	L	at BAL	27	10	94	37.0	0	3	30	2/4	7.9
12/28*	W	MIN	35	20	273	57.1	4	1	39t	2/15	108.4
1/3*	W	at DET	36	22	276	61.1	4	0	48	2/8	122.0
Totals	7-9		555	336	3,666	60.5	27	26	71	35/204	76.8


2010 CHICAGO BEARS

Date	W/L	Opp.	Att	Cmp	Yds	Pct.	TD	INT	Lg	Sk/Lst	Rtg
9/12*	W	DET	35	23	372	65.7	2	1	89t	4/10	108.3
9/19*	W	at DAL	29	21	277	72.4	3	0	59	1/7	136.7
9/27*	W	GB	27	16	221	59.3	1	1	35	3/22	82.5
10/3*	L	at NYG	11	8	42	72.7	0	1	9	9/55	40.7
10/10	W	at CAR				INACTIVE					
10/17*	L	SEA	39	17	290	43.6	0	0	67	6/44	69.4
10/24*	L	WAS	40	26	281	65.0	1	4	48	4/25	54.3
11/7*	W	at BUF	30	17	188	56.7	2	0	26	1/10	97.6
11/14*	W	MIN	35	22	237	62.9	3	2	29	2/7	87.4
11/18*	W	at MIA	25	16	156	64.0	0	1	16	3/23	64.8
11/28*	W	PHI	21	14	247	66.7	4	0	39	4/29	146.2
12/5*	W	at DET	26	21	234	80.8	1	0	33	4/37	117.0
12/12*	L	NE	26	12	152	46.2	0	2	33	2/14	32.9
12/20*	W	at MIN	24	14	194	58.3	3	1	67	1/5	106.6
12/26*	W	NYJ	25	13	215	52.0	3	1	40t	2/13	104.2
1/2*	L	at GB	39	21	168	53.8	0	2	27	6/51	43.5
Totals	10-5		432	261	3,274	60.4	23	16	89t	52/352	86.3

POSTSEASON

1/16*	W	SEA	28	15	274	53.6	2	0	58t	3/13	111.3
1/23*	L	GB	14	6	80	42.9	0	1	24	2/15	31.8
Totals	1-1		42	21	354	50.0	2	1	58t	5/28	84.8

*Denotes Game Started



87 KELLEN DAVIS

Ht: 6-7

Age: 25

Bears Season: 4

Acquired: 5th round of the 2008 draft

Wt: 267

College: Michigan State

NFL Season: 4

TIGHT END

PRO CAREER: Played in all 48 games in his first three NFL seasons - including five starts - contributing on offense and special teams... Hauled in 10 catches for 94 yards (9.4 avg) and 4 TDs... Tallied 10 special teams tackles and returned 1 kickoff for 13 yards... Posted 2 receptions for 42 yards (21.0 avg) and 1 TD in two postseason games.

CAREER TRANSACTIONS: Entered the NFL as a fifth-round pick (158th overall) by Chicago in the 2008 NFL Draft... Signed a 4-year contract with the Bears (5/30/08). **SIGNED through 2011**

2010 SEASON: Saw action in all 16 games, including three starts... Hauled in 1 reception, a 19-yard TD, vs. MIN (11/14)... Credited with a career-high 7 special teams tackles... Played in both postseason contests, catching 2 passes for 42 yards, including a 39-yard TD reception, vs. SEA (1/16).

PREVIOUS SEASONS: 2009- Appeared in all 16 games, making two starts... Caught 9 passes for 75 yards (8.3 avg) and 3 TDs... Collected his first career catch and first career TD catch vs. PIT (9/20). **2008 -** Saw a good portion of his playing time on special teams, appearing in all 16 games... Credited with 3 special teams stops... Also returned 1 kickoff for 13 yards.

COLLEGE: Attended Michigan State University (2004-07), appearing in 43 games, including 22 starts (all at TE)... Posted 60 receptions for 789 yards (13.2 avg) and 9 TDs... Selected as a participant of the 2008 Under Armour Senior Bowl... Added 6 carries for 43 yards at MSU... Showed his athleticism and versatility on defense, tallying 14 tackles (10 solo) and 2.0 sacks as a Spartan... Honorable mention all-Big Ten selection in 2007... Started 12 of the 13 games he played in (all at TE), setting career highs in catches (32), receiving yards (513) and TDs (6)... Notched 6 tackles and 2.0 sacks while seeing time as a defensive end, playing double-digit snaps in 3 contests.

PERSONAL: Three-year starter for coach Bill Kohn at Adrian HS... AP all-state selection in 2003... Caught 47 passes for 948 yards and 17 TDs in final two seasons... Son of Jeffrey and Radine Davis... Brother, Josh Freeman, played at Michigan State... Majored in Communications.

KELLEN DAVIS' NFL STATISTICS

REGULAR SEASON


Year	Team	GP-GS	Rec	Yds	Avg	Lg	TD	STT
2008	Chicago	16 - 0	0	0	0.0	0	0	3
2009	Chicago	16 - 2	9	75	8.3	18	3	0
2010	Chicago	16 - 3	1	19	19.0	19†	1	7
NFL totals		48 - 5	10	94	9.4	19†	4	10

POSTSEASON

Year	Team	GP-GS	Rec	Yds	Avg	Lg	TD	STT
2010	Chicago	2 - 0	2	42	21.0	39†	1	0

SEASON / CAREER / PLAYOFF HIGHS

	2010	Career	Playoff
Receptions.....	1, vs. MIN (11/14)	5, vs. PIT (9/20/09)	2, vs. SEA (1/16/11)
Receiving Yards.....	19, vs. MIN (11/14)	38, vs. PIT (9/20/09)	42, vs. SEA (1/16/11)
Longest Reception.....	19†, vs. MIN (11/14)	Same	39†, vs. SEA (1/16/11)
Receiving TDs.....	1, vs. MIN (11/14)	1, four times	1, vs. SEA (1/16/11)



22 MATT FORTÉ

Ht: 6-2**Age:** 25**Bears Season:** 4**Acquired:** 2nd round of the 2008 draft**Wt:** 218**College:** Tulane**NFL Season:** 4

RUNNING BACK

PRO CAREER: Started all 48 career games with Chicago, leading the Bears in rushing in each of his first three seasons in the league... Totaled 3,236 yards on 811 carries (4.0 avg) and 18 TDs and has posted 171 catches for 1,495 yards (8.7 avg) and 7 TDs... His 3,236 rushing yards rank seventh on the Bears all-time list and his 171 receptions rank fifth in team annals among RBs... Collected 4,731 yards from scrimmage since his rookie season, ranking fifth in the NFL over that time period... Only running back in franchise history to post 50+ catches over the course of three seasons... First player in franchise history with at least 1,400 scrimmage yards in his first three NFL seasons... In 2010, became the second Bears' player to rush for 1,000 yards and post 500 receiving yards in the same season (Walter Payton, 1983)... Leads Chicago in rushing yards, attempts and receptions since joining the Bears in 2008... Collected eight 100-yard rushing games (Bears are 8-0 in those contests) and two 100-yard receiving games in his career... Broke franchise records for rushing yards by a rookie (1,238) and scrimmage yards by a rookie (1,715) in 2008... Became just the eighth rookie since the 1970 NFL-AFL merger to lead his team in both rushing yards and receptions... Also one of just two rookies in NFL history to rush for over 1,000 yards and post more than 60 catches (Edgerrin James, 1999)... Ran for 150 yards on 42 carries (3.6 avg) and caught 13 passes for 144 yards (11.1 avg) while starting both career playoff games... Holds the franchise record for receptions in a playoff game with 10 catches vs. GB (1/23/11).

HONORS AND AWARDS: 2010 - All-Joe (*USA Today*), NFC Offensive Player of the Week vs. DET (9/12). 2008 - Brian Piccolo Award.

CAREER TRANSACTIONS: Entered the NFL as a second-round selection (44th overall) of the Bears in the 2008 NFL Draft... Signed to 4-year contract by Chicago (7/2/08). **SIGNED through 2011**

2010 SEASON: Eclipsed the 1,000-yard mark for the second time in his career, finishing with 1,069 yards on 237 carries and 6 rushing TDs... Ranked sixth in the NFC in rushing yards... Tied for the team lead in receptions (51) and ranked third in receiving yards (547), while hauling in 3 touchdown receptions... Led the team in total touchdowns (9)... Tallied three 100-yard rushing games and one 100-yard receiving game... Started all 16 regular season games and both postseason contests... Rushed for 150 yards on 42 carries and recorded 13 catches for 144 yards in the postseason. **GAMES PLAYED-STARTED: 16-16**

PREVIOUS SEASONS: 2009 - Started all 16 games at RB, rushing for 929 yards on 258 carries (3.6 avg) and 4 TDs... Ranked second on the Bears in receptions, catching 57 passes for 471 yards (8.3 avg)... Reached the 1,400 yards from scrimmage mark for the second time in his career... Rushed for 100+ yards on two occasions, with the Bears going 2-0 in those games. 2008 - Broke the Chicago single-season rookie rushing mark with 1,238 yards on 316 carries (3.9 avg) to go along with 8 rushing TDs while starting all 16 games at RB... Also set the franchise rookie single-season record for yards from scrimmage (1,715)... Caught a team-high 63 catches for 477 yards, which set the team record for catches by a Chicago RB and receptions by a rookie, to go along with 4 receiving TDs... Tied for the NFL lead with 86 first downs and tied for 12th in the League with 12 TDs (8 rushing, 4 receiving) in his rookie season.

COLLEGE: Finished career at Tulane (2004-2007) as the school's all-time leader in rushing yards per game (99.2), rushing touchdowns (39), total touchdowns (44) and scoring among non-kickers (266 points)... Also finished career ranked second in school annals in all-purpose yards (5,261), rushing yards (4,265), rushing attempts (833) and 100-yard rushing games (16)... Just the 11th player in NCAA Division I (Bowl Subdivision) history to rush for 2,000 yards in a season with 2,127 in 2007 which ranks 7th all-time in NCAA history... Added 103 receptions for 985 yards and five touchdowns... Named Most Valuable Player for the 2008 Under Armour Senior Bowl, rushing for a game-high 58 yards on 8 carries and a game-high 4 catches for 38

CHICAGO BEARS PLAYERS

yards... As a senior, collected second-team All-America honors from *Sports Illustrated* and third-team All-America accolades from the *Associated Press* and *Phil Steele Publications* after starting all 12 games... Made 11 starts at running back and 1 at quarterback when he took a direct snap on the game's opening play... Claimed first-team all-Conference USA by both the coaches and media, as well as Rivals.com and CollegeFootballNews.com... Selected as a semifinalist for the Doak Walker and Maxwell Awards... Finished 2nd in the NCAA and Conference USA - behind UCF's Kevin Smith - in rushing yards (2,127), rushing yards per game (177.2) and scoring (11.7 avg)... Ranked 3rd in the NCAA in rushing touchdowns (23), fourth in all-purpose yards per game (201.7) and 7th in all-purpose yards (2,420)... Notched school single-season records in rushing attempts (361), rushing yards, rushing yards per game, rushing and total touchdowns, all-purpose yards, total points (140), and 100-yard rushing games (nine)... Ran for school-record eight consecutive 100-yard rushing games, including a Tulane and Conference USA record 342 yards on 38 carries vs. SMU (10/20), the most rushing yards in the NCAA in 2007... Established school and Conference USA record with 5 TDs vs. SE Louisiana... Ranked 2nd on the Green Wave in receptions (32) and third in receiving yards (282)... Also completed 1 pass for 4 yards... Voted one of two team captains for the season... As a junior, honored with third-team all-Conference USA recognition after rushing for 859 yards on 163 carries and 8 TDs in nine games, before suffering a season-ending injury at Marshall... Added 28 catches for 360 yards and 2 TDs... As a freshman, Conference USA all-freshman team honoree.

PERSONAL: District 5A Offensive MVP, all-Metro selection and second-team all-state performer at Slidell H.S.... Gathered 2,432 rushing yards and 31 TDs while adding 48 receptions for 618 yards and 5 TDs... Son of Gene and Gilda Forté... Father, Gene, played football at Tulane from 1975-77 and was a team captain in 1977... Brother, Bryan, played football at McNeese State... Majored in finance.

MATT FORTE'S NFL STATISTICS

REGULAR SEASON

Year	Team	GP-GS	Rush	Yds	Avg	Lg	TD	Rec	Yds	Avg	Lg	TD
2008	Chicago	16 - 16	316	1,238	3.9	50t	8	63	477	7.6	19	4
2009	Chicago	16 - 16	258	929	3.6	61	4	57	471	8.3	37	0
2010	Chicago	16 - 16	237	1,069	4.5	68t	6	51	547	10.7	89t	3
NFL totals		48 - 48	811	3,236	4.0	68t	18	171	1,495	8.7	89t	7

POSTSEASON

Year	Team	GP-GS	Rush	Yds	Avg	Lg	TD	Rec	Yds	Avg	Lg	TD
2010	Chicago	2 - 2	42	150	3.6	14	0	13	144	11.1	26	0

SEASON / CAREER / PLAYOFF HIGHS

	2010	Career	Playoff
Rushes.....	25, at MIA (11/18)	27, vs. TB (9/21/08)	25, vs. SEA (1/16/11)
Rushing Yards.....	166, at CAR (10/10)	Same	80, vs. SEA (1/16/11)
Longest Run.....	68t, at CAR (10/10)	Same	14, vs. GB (1/23/11)
Rushing TDs.....	2, at CAR (10/10)	2, three times	None
Receptions.....	8, at GB (1/2)	8, two times	10, vs. GB (1/23/11)
Receiving Yards.....	151, vs. DET (9/12)	Same	90, vs. GB (1/23/11)
Longest Reception.....	89t, vs. DET (9/12)	Same	26, vs. SEA (1/16/11)
Receiving TDs.....	2, vs. DET (9/12)	Same	None

ACTIVE BEARS LEADERS GAMES PLAYED/STARTED

(Among Active Players)

Consecutive Games Played in a Bears uniform

Patrick Mannelly	137
Robbie Gould	83
Corey Graham	61
Kellen Davis	48
Matt Forté	48

Consecutive Games Started in a Bears uniform

Matt Forté	48
Frank Omiyale	22
Anthony Adams	19
Several with 16	



MATT FORTE'S GAME-BY-GAME RUSHING AND RECEIVING 27-21 Regular Season Starting Record (1-1 Postseason Record)

2008 CHICAGO BEARS

Date	W/L	Opp.	Rush	Yards	Avg.	Lg	TD	Rec.	Yards	Avg.	Lg	TD
9/7*	W	at IND	23	123	5.3	50t	1	3	18	6.0	9	0
9/14*	L	at CAR	23	92	4.0	18	0	3	21	7.0	9	0
9/21*	L	TB	27	89	3.3	11	0	7	66	9.4	19	1
9/28*	W	PHI	19	43	2.3	12	0	5	42	8.4	17	0
10/5*	W	at DET	15	36	2.4	10	1	4	25	6.3	9t	1
10/12*	L	at ATL	20	76	3.8	20	1	5	34	6.8	11	0
10/19*	W	MIN	20	56	2.8	8	1	2	17	8.5	9	0
11/2*	W	DET	22	126	5.7	20	0	1	5	5.0	5	0
11/9*	L	TEN	20	72	3.6	14	0	7	54	7.7	18	1
11/16*	L	at GB	16	64	4.0	10	0	6	40	6.7	18	0
11/23*	W	at STL	21	139	6.6	47t	2	1	7	7.0	7	0
11/30*	L	at MIN	22	96	4.4	26	0	4	29	7.3	12	1
12/7*	W	JAX	21	69	3.3	26	0	5	37	7.4	11	0
12/11*	W	NO	11	34	3.1	8	1	5	29	5.8	12	0
12/22*	W	GB	23	73	3.2	28	1	2	28	14.0	14	0
12/28*	L	at HOU	13	50	3.8	13	0	3	25	8.3	13	0
Totals	9-7		316	1,238	3.9	50t	8	63	477	7.6	19	4

2009 CHICAGO BEARS

Date	W/L	Opp.	Rush	Yards	Avg.	Lg	TD	Rec.	Yards	Avg.	Lg	TD
9/13*	L	at GB	25	55	2.2	10	0	0	0	0.0	0	0
9/20*	W	PIT	13	29	2.2	5	0	5	33	6.6	12	0
9/27*	W	at SEA	21	66	3.1	11	0	6	40	6.7	11	0
10/4*	W	DET	12	121	10.1	61	1	2	19	9.5	12	0
10/18*	L	at ATL	15	23	1.5	5	0	5	37	7.4	13	0
10/25*	L	at CIN	6	24	4.0	10	0	4	25	6.3	18	0
11/1*	W	CLE	26	90	3.5	12	2	2	31	15.5	28	0
11/8*	L	ARZ	5	33	6.6	16	0	6	74	12.3	28	0
11/12*	L	at SF	20	41	2.1	16	0	8	120	15.0	37	0
11/22*	L	PHI	14	34	2.4	8	0	4	20	5.0	9	0
11/29*	L	at MIN	8	27	3.4	7	0	4	34	8.5	16	0
12/6*	W	STL	24	91	3.8	15	1	1	5	5.0	5	0
12/13*	L	GB	12	51	4.3	13	0	4	17	4.3	14	0
12/20*	L	at BAL	20	69	3.5	10	0	2	0	0.0	1	0
12/28*	W	MIN	21	74	3.5	8	0	1	-7	-7.0	-7	0
1/3*	W	at DET	16	101	6.3	53	0	3	23	7.7	12	0
Totals	7-9		258	929	3.6	61	4	57	471	8.3	37	0

2010 CHICAGO BEARS

Date	W/L	Opp.	Rush	Yards	Avg.	Lg	TD	Rec.	Yards	Avg.	Lg	TD
9/12*	W	DET	17	50	2.9	17	0	7	151	21.6	89t	2
9/19*	W	at DAL	10	29	2.9	13	0	5	37	7.4	17	1
9/27*	W	GB	11	29	2.6	12	0	2	14	7.0	15	0
10/3*	L	at NYG	12	26	2.2	8	0	2	7	3.5	6	0
10/10*	W	at CAR	22	166	7.5	68t	2	2	22	11.0	14	0
10/17*	L	SEA	8	11	1.4	6t	1	3	40	13.3	19	0
10/24*	L	WAS	10	41	4.1	10	0	5	32	6.4	13	0
11/7*	W	at BUF	14	49	3.5	22	0	3	12	4.0	6	0
11/14*	W	MIN	21	69	3.3	11	0	1	9	9.0	9	0
11/18*	W	at MIA	25	97	3.9	21	1	2	7	3.5	4	0
11/28*	W	PHI	14	117	8.4	61	0	2	22	11.0	16	0
12/5*	W	at DET	13	64	4.9	17	1	2	36	18.0	20	0
12/12*	L	NE	9	25	2.8	9	0	2	36	18.0	30	0
12/20*	W	at MIN	17	92	5.4	14	0	1	6	6.0	6	0
12/26*	W	NYJ	19	113	5.9	32	1	4	56	14.0	24	0
1/2*	L	at GB	15	91	6.1	25	0	8	60	7.5	27	0
Totals	11-5		237	1,069	4.5	68t	6	51	547	10.7	89t	3
POSTSEASON												
1/16*	W	SEA	25	80	3.2	11	0	3	54	18.0	26	0
1/23*	L	GB	17	70	4.1	14	0	10	90	9.0	24	0
Totals	1-1		42	150	3.6	14	0	13	144	11.1	26	0

*Denotes Game Started

YOUTH FOR LIFE: REMEMBERING WALTER PAYTON

In 2001, four Chicago area teens joined forces to create Youth for Life: Remembering Walter Payton, an organ donation awareness program dedicated to the legendary Chicago Bears running back who passed away in 1999 while awaiting a liver transplant. Erin Kinsella, John McCaskey and Mark Pendleton teamed up with Walter's daughter, Brittney, in founding this campaign which provides the facts about organ and tissue donation to high school students preparing to apply for their driver's license.

Youth for Life is a member organization of the Illinois Coalition on Donation. Through school assemblies, the Youth for Life program provides teenagers with the facts, as well as information on when and how to register as an organ donor. It encourages them to make the right choice — the choice for life.



63 ROBERTO GARZA

Ht: 6-2**Wt:** 310**Age:** 32**College:** Texas A&M-Kingsville**Bears Season:** 7**NFL Season:** 11**Acquired:** Unrestricted free agent in 2005 (ATL)

GUARD/CENTER

PRO CAREER: Has been a key component to offensive line since coming to Chicago in 2005, starting 85-of-94 games played while the Bears have rushed for 10,128 yards... Started all 16 games in four of the last five seasons for the Bears... Totaled 100 regular season starts over the last seven seasons with Chicago and Atlanta, helping his team to a 63-37 record (.630) in those contests and paving the way for a 1,000-yard rusher in five of those seasons... Has started 116-of-146 career games played during his 10 NFL seasons with the Bears and Falcons, making starts at each of the interior O-line spots... Played in 101 consecutive regular season games from 2003-10 and appeared in all 16 games seven times during his career (2001, 2004-2009)... Played in 8 postseason contests, starting every game.

CAREER TRANSACTIONS: Entered NFL as a fourth-round selection (99th overall) by Atlanta in the 2001 NFL Draft... Signed 3-year contract with Falcons (5/21/01)... Received qualifying offer from Atlanta (3/1/04) and accepted tender offer from Falcons (3/25/04)... Contract expired with Atlanta (3/1/05)... Signed 1-year contract as an unrestricted free agent with Chicago (3/21/05)... Signed 6-year contract extension with the Bears (1/2/06). **SIGNED through 2011**

2010 SEASON: Appeared in 14 games, starting 5 at LG and the other 9 at RG... Helped block for 1,000-yard rusher as RB Matt Forte finished with 1,069 yards on the ground... Inactive for two games because he had surgery on a torn meniscus... Started both postseason contests. **GAMES PLAYED-STARTED: 14-14**

PREVIOUS SEASONS: **2009** - One of three Bears offensive lineman that started all 16 games, starting each game at RG... Part of offense that put up the second-most passing yards in franchise history. **2008** - Member of the Bears offensive line that had all five starters start 16 games, one of just six teams in the NFL to accomplish that feat... Started all 16 regular season games for third consecutive year... Paved the way for Bears RB Matt Forte to rush for a franchise rookie-record 1,238 yards... Also helped block for Forte's 8 rushing touchdowns, the most by a Bears RB since 2005... Part of O-Line that allowed 29 sacks which ranked 13th in the NFL and 7th in the NFC... Helped the Bears rush for 208 yards at STL (11/23), the most yards on the ground under Lovie Smith. **2007** - Helped anchor Bears offensive line by starting all 16 games for the second consecutive year... One of two offensive lineman (Olin Kreutz) to start every game. **2006** - Started all 16 games for the first time in his career, plus all three postseason contests at RG... Paved way for third-consecutive 1,000 yard rusher as Thomas Jones rushed for over 1,200 yards... Offensive line allowed just 25 sacks, tied for 6th fewest in NFL. **2005** - Started 7-of-16 games played, plus the postseason contest, during his first season in Chicago... Bears posted 6-1 record in games he started... Helped open holes for offense to gain 2,099 rushing yards (Bears most since 1990) including over 1,300 rushing yards by Thomas Jones... Started for first time as a Bear at LG vs. MIN (10/16). **2004** - Started 15 games and both postseason contests at LG for Atlanta helping lead Falcons to the No. 1 rushing offense in the NFL (2,672 yards)... Played all 16 regular season games as Falcons RB Warrick Dunn rushed for 1,106 yards paving way for first 1,000-yard rusher of career... Member of Falcons offense that set an NFL postseason record with 327 rushing yards in Divisional Playoff vs. STL (1/15/05). **2003** - Played 14 games while making 8 starts for Falcons before being lost for the season with a torn ACL... Competed for starting center position in training camp before injuring his elbow... Made first start of season at LG vs. NO (10/19)... Suffered torn ACL at IND (12/14) which ended his season when he was placed on injured reserve (12/16). **2002** - Began season as the Atlanta's starting RG but was hampered with a broken foot and sprained knee that limited him to 4 starts in 6 games played... Start at GB (9/8) was his first in a season-opener: contributed to 374 yards of total offense... Broke bone in his foot vs. CHI (9/15) on first series and played entire game... Missed next 7 games after undergoing foot surgery (9/17)... Started vs. SEA (12/15), but suffered season-ending knee sprain. **2001** - Played all 16 games during rookie campaign with Falcons, starting 3 at LG and 1 at center... Made his first NFL start at IND (12/16) at LG.



COLLEGE: Full-time starter for 3 seasons at Texas A&M-Kingsville (1997-2000) who earned 3 straight all-conference nods while starting 30 of the team's last 40 games... Named a little college All-America first-team selection and an all-Lone Star Conference performer at center as a senior... Averaged 66 knockdown blocks over his final 2 seasons while starting every contest... Started 14 games as a sophomore and registered a personal-best 102 knockdowns to help the team average 297.3 yards rushing per game... Garnered spot on conference all-freshman team despite moving into a starting spot late in the season... Finished third in the shot put at the 1999 NCAA Championships and won the NCAA title in 2000 with a toss of 57'0"... Also captured the conference crown in the discus in 1999.

PERSONAL: Lettered in football and track at Rio Hondo (TX) H.S. where he was a member of the National Honor Society... Every December 2 is the official 'Roberto Garza Day' in his hometown of Rio Hondo, TX where many of the 2,000 residents are of Hispanic descent... Speaks fluent Spanish and as one of 19 Hispanic players in the NFL held a football camp for Hispanic boys and girls in Atlanta while playing for the Falcons... He and wife Ashley provided monetary donations to the Empty Stocking Fund, the Falcons Feed the Homeless campaign... Also mentored boys from the Hall County Boys & Girls Club through the Falcons' Ball Boy Mentoring Program.

ROBERTO GARZA'S NFL STATISTICS

REGULAR SEASON

GAMES PLAYED-STARTED - 146-116; BEARS CAREER - 94-85: 2001 ATL (16-4); 2002 ATL (6-4); 2003 ATL (14-8); 2004 ATL (16-15); 2005 CHI (16-7); 2006 CHI (16-16); 2007 CHI (16-16), 2008 CHI (16-16), 2009 CHI (16-16), 2010 CHI (14-14)

POSTSEASON


GAMES PLAYED-STARTED - 8-8: 2002 ATL (0-0); 2004 ATL (2-2); 2005 CHI (1-1); 2006 CHI (3-3); 2010 CHI (2-2).

OFFENSIVE LINEMEN SCORES

Former Bears offensive lineman John St. Clair scored the Bears first touchdown of the 2007 season on a two-yard reception from QB Rex Grossman. The touchdown was the first by a Bears offensive lineman since October 13, 1996 and just the third since the AFL-NFL merger in 1970.

TD RECEPTIONS BY BEARS OFFENSIVE LINEMEN SINCE 1970

<u>Player</u>	<u>Date</u>	<u>Opp.</u>	<u>QB</u>	<u>Length of TD</u>
John St. Clair	9/16/07	vs. KC	Rex Grossman	2 yards
Marcus Spears	10/13/96	at NO	Dave Krieg	1 yard
Rich Coady	11/29/70	at BAL	Jack Concannon	1 yard



94 VERNON GHOLSTON

Ht: 6-3

Wt: 262

Age: 25

College: Ohio State

Bears Season: 1

NFL Season: 4

Acquired: Waived free agent in 2011 (NYJ)

DEFENSIVE LINE

PRO CAREER: Played in 45 career games (5 starts) in three seasons with the Jets (2008-10) after being selected sixth overall in the 2008 NFL Draft by New York... Started at DE (2 contests) and LB (3 games)... Recorded 32 defensive tackles and 24 special teams stops... Appeared in at least 14 contests in all three seasons.

CAREER TRANSACTIONS: Entered NFL as a first-round pick (6th overall) by the New York Jets in the 2008 NFL Draft... Signed 5-year contract with the Jets (7/25/08)... Waived by New York (3/2/11)... Signed 1-year contract with Chicago (7/30/11). **SIGNED through 2011**

2010 SEASON: Played in all 16 contests with 2 starts at DE for the Jets... Registered 13 tackles, two tackles for losses and three quarterback hits... Added five tackles on special teams... Inactive for all three postseason contests. **GAMES PLAYED-STARTED: 16-2**

PREVIOUS SEASONS: **2009** - Appeared in 14 contests with 3 starts at LB... Garnered career-high 14 tackles on defense and seven stops on special teams... Played in all three postseason contests seeing action on defense and special teams ... Recorded 2 special teams tackles in the postseason. **2008** - Appeared in 15 contests during rookie season... Logged five tackles, one quarterback hurry and career-high 12 special teams tackles... Recovered one onside kick.

COLLEGE: In 25 of 26 games played at Ohio State (2005-07), recording 86 tackles, 22.5 sacks, 30.5 tackles for losses, one fumble recovery and one interception... As a senior, established single-season school record with 14 sacks... 22.5 career sacks ranks fifth in school history... Tied school record with four sacks vs. Wisconsin (11/3/07)... Second-team Walter Camp and AP All-America choice as a senior... Named Big Ten Defensive Lineman of the Year by coaches, chosen All-Big Ten by coaches and media and selected a finalist for the Ted Hendricks Award following his senior campaign in 2007... Earned second-team all-Big Ten honors as a junior in 2006 Second-team Walter Camp and AP All-America choice.

PERSONAL: Attended Cass Technical HS in Detroit... Earned all-state honors as an offensive lineman as a senior, but also utilized at linebacker, where he recorded 75 tackles with 6 sacks in his only high school season on defense... Began playing football as a sophomore where he was first utilized at linebacker before being switched to offensive guard, where he played exclusively his junior season... Gholston's father, Vernon, died in 1999 from pneumonia after battling Multiple Sclerosis for seven years... Gholston helped care for his father while his mother, Cheryl Gholston, worked on a General Motors assembly line.



VERNON G HOLSTON'S NFL STATISTICS

REGULAR SEASON

Year	Team	GP	GS	Tackles					Interceptions					Fumbles			Misc.	
				Tot	S	A	Sk	Yds	No	Yds	Lg	TD	PD	FF	FR	Yds	TFL	STT
2008	New York Jets	15	0	5	1	4	0.0	0	0	0	0	0	0	0	0	0	N/A	12
2009	New York Jets	14	3	14	9	5	0	0	0	0	0	0	0	0	0	0	N/A	7
2010	New York Jets	16	2	13	9	4	0	0	0	0	0	0	0	0	0	0	N/A	5
NFL totals		45	5	32	19	13	0	0	0	0	0	0	0	0	0	0	N/A	24

POSTSEASON

Year	Team	GP	GS	Tackles					Interceptions					Fumbles			Misc.	
				Tot	S	A	Sk	Yds	No	Yds	Lg	TD	PD	FF	FR	Yds	TFL	STT
2009	New York Jets	3	0	0	0	0	0	0	0	0	0	0	0	0	0	0	N/A	2
2010	New York Jets								INACTIVE									
Postseason		3	0	0	0	0	0	0	0	0	0	0	0	0	0	0	N/A	2

SEASON / CAREER / PLAYOFF HIGHS

	2010	Career	Playoff
Tackles.....	3, vs. MIA (12/12)	4, vs. TEN (9/27/09)	None
Solos.....	2, vs. MIA (12/12)	3, vs. TEN (9/27/09)	None
Sacks.....	None	None	None

BEARS TEAM PHYSICIANS

The Chicago Bears consulting physicians have been caring for Bears players since 1991 and have over 100 combined years of experience in sports medicine. Along with the Bears, team physicians have provided care for the Chicago Blackhawks, Chicago Cubs, USA soccer and numerous professional and elite athletes from all over the world.



Dr. Adam Bennett
Consulting Internist



Dr. Mark Bowen
Consulting Orthopaedist



Dr. Mike Corcoran
Consulting Orthopaedist



Dr. Tracy Durrett
Dentist



Dr. Howard Katz
Consulting Internist



Dr. Gordon Nuber
Consulting Orthopaedist



9 ROBBIE GOULD

Ht: 6-0

Age: 29

Bears Season: 7

Acquired: Waived free agent in 2005 (BAL)

Wt: 185

College: Penn State

NFL Season: 7

KICKER

PRO CAREER: Most accurate kicker in team history and fifth most accurate in NFL history, making 159-of-186 (85.5%) field goals in his career... Ranks second in franchise history in career field goals made and third in career scoring (685)... Led the Bears in scoring in each of his first six NFL seasons (2005-10)... Occupies the top four highest single-season field goal percentages in team history, including a franchise best mark of 89.7 percent (26-of-29) in 2008... Holds the franchise record for FG made in a season (32 in 2006) and is tied for second on that list with 31 FG made in 2007... Owns three of the top six single-season point totals in Bears history (2nd, 143 points in 2006; 4th, 126 points in 2007 and 6th, 119 points in 2008)... Has converted 208-of-209 career PATs... Was the first placekicker in Bears history to be selected to the Pro Bowl after leading all kickers with 143 points during the 2006 season, one point shy of the franchise record (Kevin Butler, 144, 1985)... Became first Bears kicker to lead the NFC in scoring since 1986 (Butler, 120)... First player in franchise history to record 100 or more points in five straight seasons... Ninth kicker in NFL history, and first Chicago Bear, to make 30 or more field goals in back-to-back seasons (2006-07)... Matched Kevin Butler's franchise record of six seasons with 20+ FGs in a season (2005-10)... Set a franchise record and tied for the NFL lead (Jeff Wilkins, STL) with 32 field goals made during the 2006 season while ranking tied for 7th in FG percentage (88.9)... Connected on a franchise record 26-straight field goals from 12/25/05 to 11/19/06... Also holds franchise record with 22 consecutive games with a field goal (10/23/05 to 11/6/06)... Knocked home three or more field goals in a franchise-record four straight games (Weeks 11-14) during the 2007 season... Is 30-of-35 for his career on field goals attempts during the final two minutes of a half or in overtime with nine game winners, which includes a 49-yard field goal in overtime of the 2006 NFC Divisional Playoff vs. SEA (1/14/07) - the 17th overtime field goal in NFL playoff history and 1st in Bears playoff history.

HONORS AND AWARDS: 2008 - NFC Special Teams Player of the Month (12/08). 2006 - Pro Bowl; All-Pro (AP, USA Today, The Sporting News and ESPN.com); All-NFL and All-NFC (Pro Football Weekly); NFC Special Teams Player of the Month (Oct. 2006); NFC Special Teams Player of the Week (at DET, 12/24/06). 2005 - NFC Special Teams Player of the Week (at NO, 11/6/05).

CAREER TRANSACTIONS: Entered NFL as an undrafted free agent by New England (4/29/05)... Waived by New England (8/30/05)... Signed to Baltimore practice squad (9/7/05)... Waived by Baltimore (9/27/05)... Signed by Chicago (10/8/05)... Signed 5-year extension (5/12/08). **SIGNED through 2013**

2010 SEASON: Finished with 110 points, leading the Bears in scoring... Made 25-of-30 FG attempts and all 35 extra point attempts... Knocked home a career-high three 50+ FG attempts... Connected on a career-long 54-yarder at DET (12/5)... Added a game-winning FG vs. GB (9/27)... Did not attempt a FG in the Bears' 2 playoff games, but made all 7 extra point attempts. **GAMES PLAYED-STARTED: 16-0**

PREVIOUS SEASONS: 2009 - Made 24-of-28 of his FG attempts (85.7 percent) to lead the Bears in scoring with 105 points... Connected on all 33 extra point attempts... Drilled a season-long 52-yard FG vs. DET (10/4)... Hit the game-winning FG vs. PIT (9/20) with :13 remaining. 2008 - Connected on a franchise-best 89.7% (26-of-29) of field goals attempted, breaking a record he previously held... Led the Bears in scoring (119) for the fourth straight year... Finished sixth in franchise history in points scored in a single season... Became the fourth player in NFL history to make game-winning field goals in OT in consecutive games (12/11 vs. NO, 12/22 vs. GB)... One of four players (min. 5 attempts) to be perfect on field goals on the road (11-of-11). 2007 - Led the Bears and ranked fourth in the NFC in scoring (126)... Tied for the NFC lead and tied for second in the NFL with 31 field goals made... Ranked fourth in the NFL with 12 field goals of 40-plus yards.



2006 - Earned first Pro Bowl selection and was a first-team All Pro after finishing 2nd overall in the NFL in scoring with 143 points - converting 32-of-36 (88.9%) field goal attempts and all 47 PATs... Tied for NFL lead with 32 field goals made... Connected on franchise record 24-consecutive field goals to start the season. **2005** - Signed by Bears in Week 5 and joined Bears for final 13 games of the season, converting 21-of-27 (77.8%) field goal attempts as well as 19-of-20 PATs... Led team in scoring with 82 points, becoming the first Bears rookie to do so since Paul Edinger in 2000... Over final 13 weeks of the season, his 21 successful FG attempts were the sixth-most in the NFL and he made all 6 FG attempts during the final 2 minutes of a half... Made NFL debut at CLE (10/9) and knocked in 1-of-2 FGs, converting from 44 yards, and added 1 PAT.

COLLEGE: Finished career ranked 5th on Penn State's all-time scoring list with 232 career points after connecting on 39-of-61 FGs and 115-of-121 PATs... Named one of two recipients of the Frank Patrick Memorial Total Commitment Awards, annually presented to junior class members who follow through with their responsibilities in all facets of the football program and do so in an exemplary manner... Majored in management.

PERSONAL: Won 3 letters each in soccer, football and basketball and another in track at Central Mountain H.S. (Lock Haven, Pa.)... Brother, Christopher, was a punter/placekicker at the University of Virginia and currently is the placekicker for Chicago's arena football team... Born Robert Paul Gould, III and is the son of Cheryl and Robert Gould... Father, Robert, played professional soccer for the St. Louis Steamers (1980-83).

ROBBIE GOULD'S NFL STATISTICS

REGULAR SEASON

Year	Team	GP	FG-FGA	Pct	Lg	Blk	XP-XPA	Pct	Blk	Points
2005	Chicago	13	21-27	77.8	45	0	19-20	95.0	0	82
2006	Chicago	16	32-36	88.9	49	1	47-47	100.0	0	143
2007	Chicago	16	31-36	86.1	49	2	33-33	100.0	0	126
2008	Chicago	16	26-29	89.7	48	2	41-41	100.0	0	119
2009	Chicago	16	24-28	85.7	52	2	33-33	100.0	0	105
2010	Chicago	16	25-30	83.3	54	1	35-35	100.0	0	110
NFL Totals		93	159-186	85.5	54	8	208-209	99.5	0	685

Year	Team	1-19	Pct	20-29	Pct	30-39	Pct	40-49	Pct	50+	Pct
2005	Chicago	0-0	0.0	9-9	100.0	9-10	90.0	3-8	37.5	0-0	0.0
2006	Chicago	0-0	0.0	6-6	100.0	14-16	87.5	12-14	85.7	0-0	0.0
2007	Chicago	0-0	0.0	7-7	100.0	12-13	92.3	12-14	85.7	0-2	0.0
2008	Chicago	0-0	0.0	6-6	100.0	12-12	100.0	8-11	72.7	0-0	0.0
2009	Chicago	0-0	0.0	9-9	100.0	6-6	100.0	7-10	70.0	2-3	66.7
2010	Chicago	1-1	100.0	9-9	100.0	8-9	88.9	4-7	57.1	3-4	75.0
NFL Totals		1-1	100.0	46-46	100.0	61-66	92.4	46-64	71.9	5-9	55.6

ADDITIONAL STATS: Special Teams Tackles -- 13; 2005 (2), 2006 (2), 2007 (1), 2008 (2), 2009 (3), 2010 (3). Punting -- 3 for 86 yards; 2005 (1 for 28 yards), 2007 (2 for 58 yards).

POSTSEASON

Year	Team	GP	FG-FGA	Pct	Lg	Blk	XP-XPA	Pct	Blk	Points
2005	Chicago	1	0-0	-	-	0	3-3	100.0	0	3
2006	Chicago	3	6-6	100.0	49	0	9-9	100.0	0	27
2010	Chicago	2	0-0	-	-	0	7-7	100.0	0	7
Postseason		6	6-6	100.0	49	0	19-19	100.0	0	37

Year	Team	1-19	Pct	20-29	Pct	30-39	Pct	40-49	Pct	50+	Pct
2005	Chicago	0-0	-	0-0	-	0-0	-	0-0	-	0-0	-
2006	Chicago	1-1	100.0	1-1	100.0	0-0	-	4-4	100.0	0-0	-
2010	Chicago	0-0	-	0-0	-	0-0	-	0-0	-	0-0	-
Postseason		1-1	100.0	1-1	100.0	0-0	-	4-4	100.0	0-0	-

ADDITIONAL STATS: Special Teams Tackles -- 1; 2010 (1).

SEASON / CAREER / PLAYOFF HIGHS

	2010	Career	Playoff
FG Attempts	4, at MIN (12/20)	5, three times	3, vs. NO (1/21/07)
Made FGs	4, at MIN (12/20)	seven times	3, vs. NO (1/21/07)
Longest FG	54, vs. DET (10/4)	Same	49, vs. SEA (1/14/07)
PAT Attempts	5, vs. NYJ (12/26)	6, three times	5, vs. SEA (1/16/11)
Made PATs	5, vs. NYJ (12/26)	6, three times	5, vs. SEA (1/16/11)
Points	16, at MIN (12/20)	16, two times	13, vs. NO (1/21/07)

CHICAGO BEARS PLAYERS

ROBBIE GOULD'S GAME-WINNING KICKS

Date	Opponent	Site	Distance	Time On Clock	Final
Nov. 6, 2005	New Orleans	LSU Tiger Stadium	28	0:06	20-17
Dec. 17, 2006	Tampa Bay	Soldier Field	25	3:37	34-31 ot
Dec. 24, 2006	Detroit	Ford Field	44	5:13	26-21
Jan. 14, 2007	Seattle	Soldier Field	49	10:07	27-24 ot
Nov. 25, 2007	Denver	Soldier Field	39	11:19	37-34 ot
Dec. 11, 2008	New Orleans	Soldier Field	35	12:14	27-24 ot
Dec. 22, 2008	Green Bay	Soldier Field	38	11:28	20-17 ot
Sept. 20, 2009	Pittsburgh	Soldier Field	44	0:15	17-14
Sept. 27, 2010	Green Bay	Soldier Field	19	3:59	20-17

ROBBIE GOULD'S GAME-BY-GAME KICKING STATS

2005 CHICAGO BEARS

Date	W/L	Opp.	PAT	FG	PTS	FGs (Missed)
10/9	L	at CLE	1-1	1-2	4	44, (48)
10/16	W	MIN	4-4	0-0	4	--
10/23	W	BALT	1-1	1-2	4	23, (47)
10/30	W	at DET	1-1	2-2	7	38, 20
11/6	W	at NO	2-2	2-3	8	35, (47), 28
11/13	W	SF	2-2	1-2	5	(39), 37
11/20	W	CAR	1-1	2-2	7	33, 39
11/27	W	at TB	1-1	2-2	7	25, 36
12/4	W	GB	1-1	4-5	13	21, 30, 25, 35, (43)
12/11	L	at PIT	0-1	1-1	3	29
12/18	W	ATL	1-1	3-4	10	35, 29, 39, (44)
12/25	W	at GB	3-3	1-1	6	45
1/1	L	at MIN	1-1	1-1	4	22

Totals

19-20 21-27 82

POSTSEASON

1/15	L	CAR	3-3	0-0	3	--
------	---	-----	-----	-----	---	----

2006 CHICAGO BEARS

DATE	W/L	Opp.	PAT	FG	PTS	FGs (Missed)
9/10	W	at GB	2-2	4-4	14	40, 39, 28, 30
9/17	W	DET	4-4	2-2	10	32, 45
9/24	W	at MIN	1-1	4-4	13	41, 24, 31, 49
10/1	W	SEA	4-4	3-3	13	36, 20, 41
10/8	W	BUF	4-4	4-4	16	42, 43, 32, 41
10/16	W	at ARZ	3-3	1-1	6	23
10/29	W	SF	5-5	2-2	11	43, 36
11/5	L	MIA	1-1	2-2	7	38, 38
11/12	W	at NYG	5-5	1-1	8	49
11/19	W	at NYJ	1-1	1-1	4	20
11/26	L	at NE	1-1	2-3	7	(45), 46, 32
12/3	W	MIN	3-3	0-0	3	--
12/11	W	at STL	6-6	0-2	6	(37), (49)
12/17	W	TB	4-4	2-3	10	38, (37), 25
12/24	W	at DET	2-2	4-4	14	36, 36, 39, 44
12/31	L	GB	1-1	0-0	1	--

Totals

47-47 32-36 143

POSTSEASON

1/14	W	SEA	3-3	2-2	9	41, 49
1/21	W	NO	4-4	3-3	13	19, 43, 24
2/4	L	IND	2-2	1-1	5	44

Totals

9-9 6-6 27

2007 CHICAGO BEARS

Date	W/L	Opp.	PAT	FG	PTS	FGs (Missed)
9/9	L	at SD	0-0	1-1	3	27
9/16	W	KC	2-2	2-2	8	47, 38
9/23	L	DAL	1-1	1-1	4	20
9/30	L	at DET	3-3	2-3	9	(52), 49, 41
10/7	W	at GB	3-3	2-2	9	44, 36
10/14	L	MIN	4-4	1-1	7	32
10/21	W	at PHI	1-1	4-5	13	(39), 31, 22, 41, 45
10/28	L	DET	1-1	0-1	1	(40)
11/11	W	at OAK	2-2	1-2	5	32, (53)
11/18	L	at SEA	2-2	3-3	11	31, 47, 48
11/25	W	DEN	4-4	3-3	13	24, 44, 39
12/2	L	NYG	1-1	3-3	10	35, 46, 41
12/6	L	at WAS	1-1	3-4	10	(48), 30, 22, 21
12/17	L	at MIN	1-1	2-2	7	29, 47
12/23	W	GB	3-3	2-2	9	31, 35
12/30	W	NO	4-4	1-1	7	39

Totals

33-33 31-36 126

2008 CHICAGO BEARS

Date	W/L	Opp.	PAT	FG	PTS	FGs (Missed)
9/7	W	at IND	3-3	2-2	9	41, 25
9/14	L	at CAR	2-2	1-1	5	26
9/21	L	TB	1-1	3-4	10	40, 43, 28, (49)
9/28	W	PHI	3-3	1-1	6	41
10/5	W	at DET	4-4	2-2	10	37, 45
10/12	L	at ATL	2-2	2-2	8	36, 32
10/19	W	MIN	6-6	2-3	12	26, (42), 38
11/2	W	DET	3-3	2-2	9	36, 41
11/9	L	TEN	2-2	0-1	2	(48)
11/16	L	at GB	0-0	1-1	3	35
11/23	W	at STL	3-3	2-2	9	43, 38
11/30	L	at MIN	2-2	0-0	2	--
12/7	W	JAX	2-2	3-3	11	22, 36, 35
12/11	W	NO	3-3	2-2	9	28, 35
12/22	W	GB	2-2	2-2	8	31, 38
12/28	L	at HOU	3-3	1-1	6	37

Totals

41-41 26-29 119

2009 CHICAGO BEARS

Date	W/L	Opp.	PAT	FG	PTS	FGs (Missed)
9/13	L	at GB	1-1	2-2	7	47, 21
9/20	W	PIT	2-2	1-1	5	44
9/27	W	at SEA	2-2	1-2	5	(53), 37
10/4	W	DET	6-6	2-2	12	52, 22
10/18	L	at ATL	2-2	0-0	2	--
10/25	L	at CIN	1-1	1-1	4	22
11/1	W	CLE	3-3	3-3	12	37, 29, 32
11/8	L	ARZ	3-3	0-1	3	(48)
11/12	L	at SF	0-0	2-2	6	50, 38
11/22	L	PHI	0-0	4-5	12	45, 28, 28, 49, (48)
11/29	L	at MIN	1-1	1-1	4	38
12/6	W	STL	2-2	1-1	5	27
12/13	L	GB	2-2	0-0	2	--
12/20	L	at BAL	1-1	0-0	1	--
12/28	W	MIN	3-3	3-4	12	22, 42, 41, (45)
1/3	W	at DET	4-4	3-3	13	44, 28, 34

Totals

33-33 24-28 105

2010 CHICAGO BEARS

Date	W/L	Opp.	PAT	FG	PTS	FGs (Missed)
9/12	W	DET	1-1	2-2	7	20, 31
9/19	W	at DAL	3-3	2-2	9	38, 40
9/27	W	GB	2-2	2-3	8	(49), 25, 19
10/3	L	at NYG	0-0	1-1	3	40
10/10	W	at CAR	2-2	3-3	11	28, 53, 43
10/17	L	SEA	2-2	2-3	8	34, 24, (54)
10/24	L	WAS	2-2	0-0	2	--
11/7	W	at BUF	2-2	0-1	2	(42)
11/14	W	MIN	3-3	2-3	9	(43), 34, 37
11/18	W	at MIA	1-1	3-3	10	47, 24, 50
11/28	W	PHI	4-4	1-1	7	23
12/5	W	at DET	3-3	1-1	6	54
12/12	L	NE	1-1	0-0	1	--
12/20	W	at MIN	4-4	4-4	16	29, 23, 34, 20
12/26	W	NYJ	5-5	1-2	8	37, (35)
1/2	L	at GB	0-0	1-1	3	30

Totals

35-35 25-30 110

POSTSEASON

1/16	W	SEA	5-5	0-0	5	--
1/23	L	GB	2-2	0-0	2	--

Totals

7-7 0-0 7



21 COREY GRAHAM

Ht: 6-0

Wt: 196

Age: 26

College: New Hampshire

Bears Season: 5

NFL Season: 5

Acquired: 5th round of the 2007 draft

CORNERBACK

GRAHAM

PRO CAREER: Has played in 61 games (10 starts) in four seasons as a Bears cornerback, posting 111 tackles (87 solo), 1 INT, 10 PBUs, 1 FF, 1 FR and 2 TFLs... Paces Chicago with 82 special teams tackles over the past four seasons, surpassing the 20 tackle mark on three occasions (2007, 2009-10)... Led the NFL in 'press box' special teams tackles in 2010 (22)... Talled his first career INT vs. MIN (10/19/08)... Scored his first career NFL touchdown on a 7-yard blocked punt return vs. GB (12/23/07)... Appeared in 13 games in 2007 which was tied for the third-highest mark on Chicago among rookies.

HONORS AND AWARDS: 2010 - All-Joe (*USA Today*).

CAREER TRANSACTIONS: Picked in the fifth round (168th overall) of the 2007 NFL Draft by Chicago... Signed a four-year contract with the Bears (5/21/07). **SIGNED through 2011**

2010 SEASON: Played in all 16 games for the third time in his career, contributing mostly on special teams... Led the NFL with 22 'press box' special teams tackles and led the Bears with a career-high 25 special teams stops. **GAMES PLAYED-STARTED 16-0**

PREVIOUS SEASON: 2009 - Appeared in all 16 games for the second time in his career with 1 start... Finished second on Chicago in special teams tackles (23)... Credited with 18 tackles (14 solo)... Added 3 PBUs... Led or tied for the team lead in special team tackles on seven occasions. **2008** - Saw action in all 16 games, making 9 starts at CB... Ranked fifth on the team with 93 tackles and tied for third with 73 solo stops... Credited with 6 PBUs, 1 FF, 1 FR and 2 TFLs... Was tied for third with 14 special teams stops... Collected his first career INT vs. MIN (10/19)... Gathered 13 tackles (12 solo) at MIN (11/30), both career highs... Led or tied for the team lead in tackles on three occasions. **2007** - Appeared in 13 games, mostly on Chicago's special teams unit... Ranked second on the Bears with 20 special teams tackles... Notched his first career NFL score on a blocked punt that he returned seven yards for a touchdown vs. GB (12/23).

COLLEGE: Holds University of New Hampshire career record and ranks 7th all-time in Division I-AA history with 1,787 kickoff return yards on 65 returns (27.5 avg.) and 3 TDs in 4 seasons with the Wildcats (2003-2006)... His 27.5-yard average ranks 2nd in Atlantic 10 Conference history... Average of 32.3 yards per kickoff return in 2006 was 17th-best season total in 1-AA history... Only player in UNH annals to score a TD on interception, kickoff and punt returns during a career... Started all 42 contests played in during career registering 302 tackles (4th-most in school history) with 12 interceptions, 31 passes defended, 1 TFL, 4 forced fumbles and 3 fumble recoveries... Returned 2 INTs for TDs... Also gained 128 yards with a score on 12 punt returns (10.7 avg)... Was a team tri-captain and member of the Buck Buchanan Award Watch List, given to Division I-AA's most outstanding defensive player as a senior... Started the first 6 games of the season at right cornerback, but missed rest of season with a leg injury... In 2005, was all-Atlantic 10 Conference second-team selection as both a defensive back and return specialist after starting all 13 games at right cornerback, finishing 2nd on the team with 104 tackles (73 solos), including 3 INTs, returning 1 for a score, 9 passes defended, 2 fumble recoveries and a TFL... Returned 31 kickoffs for 778 yards (25.1 avg) and a TD, adding 26 yards on 1 punt return... During his sophomore year, started all 13 games at right cornerback and led team with a career-high 110 tackles (75 solos) while leading Atlantic 10 Conference with 17 passes defended... Garnered 4 INTs, returning 1 for a TD... Also took over kickoff return duties, totaling 686 yards with a TD on 24 attempts (28.6 avg)... Earned National Player of the Week honors from the Sports Network for his performance vs. Northeastern after causing 3 fumbles and recovering another... Started team's final 9 games at right cornerback as a freshman... Recorded 47 tackles (23 solos) with 2 pass deflections and gained 54 yards on 3 interception returns.

CHICAGO BEARS PLAYERS

PERSONAL: Attended Turner Carroll (Buffalo, N.Y.) High School, playing football for head coach Willie Burnett... Compiled 2,700 all-purpose yards, 22 touchdowns, 99 tackles and 1,700 rushing yards in senior season... Three-time all-Catholic selection and earned all-Western and all-state honors in 2003... Son of Carey Graham and Patricia Weatherspoon... Graham and wife Alison have a son, Chance.

COREY GRAHAM'S NFL STATISTICS

REGULAR SEASON

Year	Team	GP	GS	Tackles					Interceptions					Fumbles			Misc.	
				Tot	S	A	Sk	Yds	No	Yds	Lg	TD	PD	FF	FR	Yds	TFL	STT
2007	Chicago	13	0	0	0	0	0	0.0	0	0	0	0	0	0	0	0	0	20
2008	Chicago	16	9	93	73	20	0.0	0.0	1	6	6	0	6	1	1	0	2	14
2009	Chicago	16	1	18	14	4	0.0	0.0	0	0	0	0	4	0	0	0	0	23
2010	Chicago	16	0	0	0	0	0.0	0.0	0	0	0	0	0	0	0	0	0	25
NFL totals		61	10	111	87	24	0.0	0.0	1	6	6	0	10	1	1	0	2	82

ADDITIONAL STATS: Touchdowns - 1: 7-yard blocked punt return vs. GB (Dec. 23, 2007).

POSTSEASON

Year	Team	GP	GS	Tackles					Interceptions					Fumbles			Misc.	
				Tot	S	A	Sk	Yds	No	Yds	Lg	TD	PD	FF	FR	Yds	TFL	STT
2010	Chicago	2	0	0	0	0	0.0	0.0	0	0	-	-	0	0	0	0	0	6

SEASON / CAREER / PLAYOFF HIGHS

	2010	Career	Playoff
Tackles.....	None	13, at MIN (11/30/08)	None
Solos.....	None	12, at MIN (11/30/08)	None
Interceptions.....	None	1, vs. MIN (10/19/08)	None
Longest INT return.....	None	6, vs. MIN (10/19/08)	None
Pass Defenses.....	None	1, 10 times	None

COREY GRAHAM'S GAME-BY-GAME DEFENSIVE STATS 5-5 Regular Season Starting Record

2007 CHICAGO BEARS

Date	W/L	Opp.	Tkls-S	TFL	PD	INT-Yds	Sk-YL
9/9	L	at SD	INACTIVE				
9/16	W	KC	INACTIVE				
9/23	L	DAL	INACTIVE				
9/30	L	at DET	0-0	0	0	0-0	0-0
10/7	W	at GB	0-0	0	0	0-0	0-0
10/14	L	MIN	0-0	0	0	0-0	0-0
10/21	W	at PHI	0-0	0	0	0-0	0-0
10/28	L	DET	0-0	0	0	0-0	0-0
11/11	W	at OAK	0-0	0	0	0-0	0-0
11/18	L	at SEA	0-0	0	0	0-0	0-0
11/25	W	DEN	0-0	0	0	0-0	0-0
12/2	L	NYG	0-0	0	0	0-0	0-0
12/6	L	at WAS	0-0	0	0	0-0	0-0
12/17	L	at MIN	0-0	0	0	0-0	0-0
12/23	W	GB	0-0	0	0	0-0	0-0
12/30	W	NO	0-0	0	0	0-0	0-0
Totals	0-0						

2008 CHICAGO BEARS

Date	W/L	Opp.	Tkls-S	TFL	PD	INT-Yds	Sk-YL
9/7	W	at IND	0-0	0	0	0-0	0-0
9/14	L	at CAR	0-0	0	0	0-0	0-0
9/21*	L	TB	3-3	0	0	0-0	0-0
9/28	W	PHI	1-1	0	1	0-0	0-0
10/5*	W	at DET	10-5	0	0	0-0	0-0
10/12*	L	at ATL	12-11	1	1	0-0	0-0
10/19*	W	MIN	11-9	0	1	1-6	0-0
11/2	W	DET	6-5	0	0	0-0	0-0
11/9	L	TEN	4-3	1	0	0-0	0-0
11/16	L	at GB	2-1	0	0	0-0	0-0
11/23	W	at STL	2-2	0	0	0-0	0-0
11/30*	L	at MIN	13-12	0	1	0-0	0-0
12/7*	W	JAX	8-5	0	0	0-0	0-0
12/11*	W	NO	4-2	0	1	0-0	0-0
12/22*	W	GB	9-9	0	1	0-0	0-0
1/2	L	at HOU	8-5	0	0	0-0	0-0
Totals	5-4		93-73	2	6	1-6	0-0

2009 CHICAGO BEARS

Date	W/L	Opp.	Tkls-S	TFL	PD	INT-Yds	Sk-YL
9/13	L	at GB	0-0	0	0	0-0	0-0
9/20	W	PIT	0-0	0	0	0-0	0-0
9/27	W	at SEA	0-0	0	0	0-0	0-0
10/4	W	DET	0-0	0	0	0-0	0-0
10/18	L	at ATL	0-0	0	0	0-0	0-0
10/25	L	at CIN	0-0	0	0	0-0	0-0
11/1	W	CLE	0-0	0	0	0-0	0-0
11/8	L	ARZ	1-1	0	1	0-0	0-0
11/12	L	at SF	1-0	0	0	0-0	0-0
11/22	L	PHI	7-6	0	1	0-0	0-0
11/29	L	at MIN	5-4	0	1	0-0	0-0
12/6	W	STL	0-0	0	0	0-0	0-0
12/13	L	GB	0-0	0	0	0-0	0-0
12/20*	L	at BAL	2-2	0	0	0-0	0-0
12/28	W	MIN	1-0	0	1	0-0	0-0
1/3	W	at DET	1-1	0	0	0-0	0-0
Totals	0-1		18-14	0	4	0-0	0-0

2010 CHICAGO BEARS

Date	W/L	Opp.	Tkls-S	TFL	PD	INT-Yds	Sk-YL
9/12	W	DET	0-0	0	0	0-0	0-0
9/19	W	at DAL	0-0	0	0	0-0	0-0
9/27	W	GB	0-0	0	0	0-0	0-0
10/3	L	at NYG	0-0	0	0	0-0	0-0
10/10	W	at CAR	0-0	0	0	0-0	0-0
10/17	L	SEA	0-0	0	0	0-0	0-0
10/24	L	WAS	0-0	0	0	0-0	0-0
11/7	W	at BUF	0-0	0	0	0-0	0-0
11/14	W	MIN	0-0	0	0	0-0	0-0
11/18	W	at MIA	0-0	0	0	0-0	0-0
11/28	W	PHI	0-0	0	0	0-0	0-0
12/5	W	at DET	0-0	0	0	0-0	0-0
12/12	L	NE	0-0	0	0	0-0	0-0
12/20	W	at MIN	0-0	0	0	0-0	0-0
12/26	W	NYJ	0-0	0	0	0-0	0-0
1/2	L	at GB	0-0	0	0	0-0	0-0
Totals	0-0		0-0	0	0	0-0	0-0

POSTSEASON

No Defensive Statistics for Postseason Games

*Denotes Game Started



12 CALEB HANIE

Ht: 6-2**Wt:** 222**Age:** 25**College:** Colorado State**Bears Season:** 4**NFL Season:** 4**Acquired:** Undrafted free agent in 2008

QUARTERBACK

PRO CAREER: Reserve QB has completed 8-of-14 career passes for 66 yards and 1 INT... Appeared in 4 games... Appeared in one postseason contest (vs. GB, 1/23/11), completing 13-of-20 passes for 153 yards, 1 TD and 2 INTs... Also rushed 1 time for 3 yards... Made the Bears' 53-man roster in 2008 after entering the NFL as an undrafted rookie free agent

CAREER TRANSACTIONS: Entered the NFL as an undrafted free agent... Signed with Chicago (4/28/08). **SIGNED** through 2011

2010 SEASON: Appeared in 2 games, throwing for 55 yards on 5-of-7 passing... Entered NFC Championship Game vs. GB (1/23) late in the third quarter and led two scoring drives, completing 13-of-20 passes for 153 yards, 1 TD and 2 INTs... Also rushed once for 3 yards. **GAMES PLAYED-STARTED:** 2-0

PREVIOUS SEASONS: **2009** - Saw the first regular season action of his career, appearing in 2 games... Completed 3-of-7 passes for 11 yards and 1 INT... Appeared in his first NFL game at CIN (10/25). **2008** - Active for 1 game vs. TEN (11/9), but did not play... Completed 29-of-49 passes for 321 yards, 3 TDs and 2 INTs for a 82.1 QB rating during the preseason.

COLLEGE: Sits near the top of Colorado State's record book in almost every major passing category after spending four years (2004-07) in Fort Collins where he played in 35 games, including 28 starts at QB... Finished his career ranked 2nd in school history in completion percentage (61.0) and 3rd in passing yards (6,337) and TD passes (39)... Ranks 5th all-time in Mountain West Conference history in TD passes and 7th in passing yards... Team captain as a senior, completed 188-of-293 passed for 2,455 yards, 18 TDs and 15 INTs after starting all 12 games at QB... Set the school record for completion percentage (64.2) in a season... Threw a career-high 3 TDs in three games as a senior... Also added a career-high 301 yards vs. Cal... Started all 12 games at QB, throwing for 2,427 yards on 209-of-342 passes for 11 TDs and 12 INTs, as a junior... Completed a career-high 25 passes vs. New Mexico... Appeared in 4 games as a sophomore, including action in the Poinsettia Bowl vs. Navy... Completed 13-of-29 passes for 251 yards and 2 TDs... Saw action in 7 games, making 5 starts as a freshman... Threw for 1,204 yards on 85-of-147 passing to go along with 8 TDs and 7 INTs... Majored in history.

PERSONAL: Played at Forney H.S. where he was a first-team all-district selection, garnering the district's Offensive MVP... All-state honorable mention as a senior, throwing for 28 TDs and just 3 INTs... Participated in the Coca-Cola All-Star Game... Son of Robert and Karen Hanie... Married to Andrea and the couple had their first child, daughter Tatum, during the 2010 offseason.


CALEB HANIE'S NFL STATISTICS

REGULAR SEASON

Year	Team	GP-GS	Att	Cmp	Pct	Yds	Yds/Att	TD	Int	Lg	Sk-Yds	Rating
2008	Chicago	0-0	0	0	0.0	0	0.0	0	0	0	0 - 0	-
2009	Chicago	2-0	7	3	42.9	11	1.6	0	1	5	0 - 0	10.7
2010	Chicago	2-0	7	5	71.4	55	7.8	0	0	26	2 - 15	94.3
NFL totals		4-0	14	8	57.1	66	4.7	0	1	26	2 - 15	39.6

POSTSEASON

Year	Team	GP-GS	Att	Cmp	Pct	Yds	Yds/Att	TD	Int	Lg	Sk-Yds	Rating
2010	Chicago	1-0	20	13	65.5	153	7.7	1	2	35t	0 - 0	65.2



46 CHRIS HARRIS

Ht: 6-0

Age: 28

Bears Season: 4

Acquired: Trade with Carolina in 2010

Wt: 211

College: Louisiana-Monroe

NFL Season: 7

SAFETY

PRO CAREER: Played in 85 contests, making 80 starts over six NFL seasons... Spent his first two season with Chicago (2005-06), played three years in Carolina (2007-09) and returned to the Bears in 2010... Credited with 460 career tackles (325 solo) and 25 PBUs... Totaled 15 career INTs, 12 forced fumbles, 8 fumble recoveries and 1.0 sack... Leads all safeties in forced fumbles since 2007 with 12... Collected 220 tackles (142 solo) and 10 INTs in his time in Chicago... Notched 13 career special teams stops... Posted a career-high 13 tackles at JAX (12/9/07)... Played in 7 career playoff games (7 starts), tallying 49 tackles (40 solo), 1 INT, 2 PBUs and 2 forced fumbles.

HONORS AND AWARDS: 2010 - All-Pro (*Sports Illustrated*); All-Pro second team (AP); All-Joe (*USA Today*).

CAREER TRANSACTIONS: Selected by Chicago in the sixth round (181st overall) of the 2005 NFL Draft (4/23/05)... Traded by Chicago to Carolina in exchange for a 2008 fifth-round draft choice (8/3/07)... Signed to a contract extension by Carolina (2/14/08)... Traded to Chicago (4/27/10). **SIGNED through 2011**

2010 SEASON: Started all 16 games for the second time in his career... Tied for the team lead with a career-high 5 INTs, which was tied for third in the NFL among safeties... Finished second in Bears secondary with 96 tackles (57 solo), the second highest mark of his career... Added 2 PBUs and 2 fumble recoveries... Started both postseason games, posting 8 tackles (5 solo) and 1 PBU. **GAMES PLAYED-STARTED: 16-16**

PREVIOUS SEASON: 2009 - Tied for fourth on the team in tackles with 71, despite missing three games... Started all 13 games he played in, posting 3 INTs, 6 PBUs, 2 forced fumbles and a fumble recovery... Added 2 special teams stops. **2008** - Started 16 games and finished fourth on team in tackles with 80...His 16 starts were most of career, surpassing 15 the previous season... Started at safety and finished second on team with 10 tackles in the Panthers lone postseason contest. **2007** - Started 15 games at strong safety and was inactive for the season finale at Tampa Bay (12/30) after suffering a neck injury versus Dallas (12/22)... Led the NFL and established a club single-season record with 8 forced fumbles, surpassing Mark Fields' 7 in 2002... Ranked second on the team with a career-high 102 tackles and produced 3 fumble recoveries, 1 INT and 4 PBUs... Posted two tackles on special teams. **2006** - Appeared in 11 games with 7 starts and was inactive for 5 contests for Chicago... Started the first 2 games of the season at free safety and the last 5 at strong safety... Posted 54 tackles, 2 INTs and 2 PBUs... Produced 4 tackles on special teams... Was inactive Weeks 3-4 with an ankle injury and Weeks 6-8 with a quadricep injury... Started all three postseason contests at strong safety, posting 20 tackles, 1 PBU and his 1 INT... During Super Bowl XLI vs. IND, registered the first postseason interception of his career when he picked off Colts quarterback Peyton Manning on the first offensive series of the game. **2005** - Appeared in 14 games with 13 starts at free safety and was inactive for 2 games... Collected 70 tackles, 1.0 sack, 1 fumble recovery, 3 INTs, 8 PBUs and 5 special teams tackles... Three INTs marked the most by a Bears safety since Mike Brown picked off 3 passes in 2002 and the most by a Bears rookie safety since Mark Carrier snagged 10 in 1990... Inactive at Pittsburgh (12/11) and versus Atlanta (12/18) with a knee injury... Started at free safety in the NFC Divisional Playoff versus Carolina (1/15), finishing first on the team with 11 tackles also forcing a fumble.



COLLEGE: Started all 45 games he played during his career at Louisiana-Monroe... Recorded 352 tackles, one sack, 14 interceptions, 13 passes defended, five forced fumbles and three fumble recoveries... Played free and strong safety... As a senior, first-team all-Sun Belt Conference selection... Started 11 games... Led the Warhawks with seven interceptions... Ranked second on the team with 96 tackles... Notched three passes defended, a team-leading four forced fumbles and one fumble recovery... As a junior, first-team all-Sun Belt Conference choice... Started 11 games... Led the Warhawks with four interceptions... Second-team all-Sun Belt Conference selection as a sophomore... Intercepted current New York Giants quarterback Eli Manning against Mississippi... As a freshman, started 11 games... Led the Warhawks with two interceptions... Gathered 74 tackles, which ranked third on the team, three passes defended, one forced fumble and one fumble recovery... Redshirted as a true freshman in 2000.

PERSONAL: Attended J.A. Fair (AR) HS... Majored in general studies at Louisiana-Monroe.

CHRIS HARRIS' NFL STATISTICS

REGULAR SEASON

Year	Team	GP	GS	Tackles					Interceptions					Fumbles			Misc.	
				Tot	S	A	Sk	Yds	No	Yds	Lg	TD	PD	FF	FR	Yds	TFL	STT
2005	Chicago	14	13	70	43	27	1.0	6.0	3	44	44	0	8	0	1	49	3	5
2006	Chicago	11	7	54	42	12	0.0	0.0	2	19	16	0	2	0	0	-	1	4
2007	Carolina	15	15	102	81	21	0.0	0.0	1	30	30	0	4	8	3	0	n/a	2
2008	Carolina	16	16	80	55	25	0.0	0.0	1	16	16	0	3	2	1	0	n/a	0
2009	Carolina	13	13	58	47	11	0.0	0.0	3	3	3	0	6	2	1	0	n/a	2
2010	Chicago	16	16	96	57	39	0.0	0.0	5	69	39	0	2	0	2	0	0	0
NFL totals		85	80	460	325	135	1.0	6.0	15	181	44	0	25	12	8	49	n/a	13
<i>Bears totals</i>		<i>41</i>	<i>36</i>	<i>220</i>	<i>142</i>	<i>78</i>	<i>1.0</i>	<i>6.0</i>	<i>10</i>	<i>132</i>	<i>44</i>	<i>0</i>	<i>12</i>	<i>0</i>	<i>3</i>	<i>49</i>	<i>4</i>	<i>9</i>

POSTSEASON

Year	Team	GP	GS	Tackles					Interceptions					Fumbles				
				Tot	S	A	Sk	Yds	No	Yds	Lg	TD	PD	FF	FR	Yds		
2005	Chicago	1	1	11	9	2	0.0	0.0	0	0	-	-	0	1	0	0		
2006	Chicago	3	3	20	16	4	0.0	0.0	1	6	6	0	1	1	0	0		
2008	Carolina	1	1	10	10	0	0.0	0.0	0	0	-	-	0	0	0	0		
2010	Chicago	2	2	8	5	3	0.0	0.0	0	0	-	-	1	0	0	0		
Postseason		7	7	49	40	9	0.0	0.0	1	6	6	0	2	2	0	0		

SEASON / CAREER / PLAYOFF HIGHS

	2010	Career	Playoff
Tackles.....	11, two times	13, at JAX (12/9/07)	11, vs. CAR (1/15/06)
Interceptions.....	1, five times	2, at GB (12/25/05)	1, vs. IND (SB XLI)
Longest INT Return.....	39, vs. PHI (11/28)	44, vs. MIN (10/16/05)	6, vs. IND (SB XLI)

DIRECTIONS TO HALAS HALL

FROM THE LOOP – Take 90/94 (Kennedy Expressway) west to 94 north (Edens Expressway). Continue on 94 (the "spur"), which becomes the Tri-state Tollway. Exit at Town Line Road (IL Route 60) and turn right (east). Take a left at the first light, which is Field Drive. (The next light is Field Court; you can also make a left there and proceed around its bend until it merges with Field Drive). Drive about 1.2 miles north along Field Drive. Turn gently right onto Football Drive (the last road on your right) and proceed to the entry gate.

FROM O'HARE AIRPORT – Take 294 (the Tri-state Tollway) north. Exit at Town Line Road (IL Route 60), turn right (east), and proceed as directed with underlined text, above.

CHICAGO BEARS PLAYERS

CHRIS HARRIS' GAME-BY-GAME DEFENSIVE STATS 53-27 Regular Season Starting Record (3-4 Postseason Record)

2005 CHICAGO BEARS

Date	W/L	Opp.	Tkls-S	TFL	PD	INT-Yds	Sk-YL
9/11	L	at WAS	2-2	0	0	0-0	0-0
9/18*	W	DET	8-6	1	0	0-0	0-0
9/25*	L	CIN	5-3	1	0	0-0	0-0
10/9*	L	at CLE	3-1	0	0	0-0	0-0
10/16*	W	MIN	4-2	0	3	1-44	0-0
10/23*	W	BALT	3-2	0	0	0-0	0-0
10/30*	W	at DET	4-2	0	0	0-0	0-0
11/6*	W	at NO	8-7	1	1	0-0	1-6
11/13*	W	SF	10-4	0	1	0-0	0-0
11/20*	W	CAR	6-2	0	1	0-0	0-0
11/27*	W	at TB	7-3	0	0	0-0	0-0
12/4*	W	GB	1-1	0	0	0-0	0-0
12/11	L	at PIT	INACTIVE				
12/18	W	ATL	INACTIVE				
12/25*	W	at GB	8-7	0	2	2-0	0-0
1/1*	L	at MIN	1-1	0	0	0-0	0-0
Totals	10-3		70-43	3	8	3-44	1-6
POSTSEASON							
1/15*	L	CAR	11-9	0	0	0-0	0-0

2006 CHICAGO BEARS

Date	W/L	Opp.	Tkls-S	TFL	PD	INT-Yds	Sk-YL
9/10*	W	at GB	4-2	0	0	0-0	0-0
9/17*	W	DET	4-3	0	0	0-0	0-0
9/24	W	at MIN	INACTIVE				
10/1	W	SEA	INACTIVE				
10/8	W	BUF	0-0	0	0	0-0	0-0
10/16	W	at ARZ	INACTIVE				
10/29	W	SF	INACTIVE				
11/5	L	MIA	INACTIVE				
11/12	W	at NYG	1-0	0	0	1-16	0-0
11/19	W	at NYJ	0-0	0	0	0-0	0-0
11/26	L	at NE	7-7	0	0	0-0	0-0
12/3*	W	MIN	12-10	0	0	0-0	0-0
12/11*	W	at STL	8-7	0	1	0-0	0-0
12/17*	W	TB	7-7	0	0	1-3	0-0
12/24*	W	at DET	3-1	0	0	0-0	0-0
12/31*	L	GB	8-5	1	1	0-0	0-0
Totals	6-1		54-42	1	2	2-19	0-0
POSTSEASON							
1/14*	W	SEA	7-7	0	0	0-0	0-0
1/21*	W	NO	9-6	0	0	0-0	0-0
2/4*	L	IND	4-3	0	1	1-6	0-0
Totals	2-1		20-16	0	1	1-6	0-0

2007 CAROLINA PANTHERS

Date	W/L	Opp.	Tkls-S	TFL	PD	INT-Yds	Sk-YL
09/09*	W	@StL	5-4	n/a	0	0-0	0-0
09/16*	L	HOU	5-3	n/a	0	0-0	0-0
09/23*	W	@Atl	6-5	n/a	0	0-0	0-0
09/30*	L	TB	7-4	n/a	0	0-0	0-0
10/07*	W	@NO	5-3	n/a	1	1-30	0-0
10/14*	W	@Ari	5-4	n/a	0	0-0	0-0
10/28*	L	IND	6-5	n/a	1	0-0	0-0
11/04*	L	@Ten	10-8	n/a	0	0-0	0-0
11/11*	L	ATL	5-5	n/a	0	0-0	0-0
11/18*	L	@GB	7-5	n/a	0	0-0	0-0
11/25*	L	NO	7-6	n/a	0	0-0	0-0
12/02*	W	SF	6-6	n/a	0	0-0	0-0
12/09*	L	@Jax	13-11	n/a	1	0-0	0-0
12/16*	W	SEA	8-7	n/a	1	0-0	0-0
12/22*	L	DAL	7-5	n/a	0	0-0	0-0
12/30	W	at TB	INACTIVE				
Totals	6-9		102-81	n/a	4	1-30	0-0

2008 CAROLINA PANTHERS

Date	W/L	Opp.	Tkls-S	TFL	PD	INT-Yds	Sk-YL
09/07	W	@SD	10-9	n/a	0	0-0	0-0
09/14	W	CHI	4-2	n/a	0	0-0	0-0
09/21	L	@Min	5-5	n/a	1	0-0	0-0
09/28	W	ATL	3-1	n/a	0	0-0	0-0
10/05	W	KC	2-2	n/a	0	0-0	0-0
10/12	L	@TB	4-3	n/a	0	0-0	0-0
10/19	W	NO	6-2	n/a	1	0-0	0-0
10/26	W	ARI	6-3	n/a	0	0-0	0-0
11/09	W	@Oak	4-3	n/a	0	0-0	0-0
11/16	W	DET	4-2	n/a	0	0-0	0-0
11/23	L	@Atl	5-5	n/a	0	0-0	0-0
11/30	W	@GB	4-3	n/a	0	0-0	0-0
12/08	W	TB	7-4	n/a	0	0-0	0-0
12/14	W	DEN	3-3	n/a	0	0-0	0-0
12/21	L	@NYG	9-6	n/a	0	0-0	0-0
12/28	W	@NO	4-2	n/a	1	1-16	0-0
Totals	9-7		136-83	n/a	3	1-16	0-0
POSTSEASON							
1/10*	L	ARZ	10-10	n/a	0	0-0	0-0


2009 CAROLINA PANTHERS

Date	W/L	Opp.	Tkls-S	TFL	PD	INT-Yds	Sk-YL
09/13	L	PHI	INACTIVE				
09/20	L	at Atl	INACTIVE				
09/28	L	at Dal	INACTIVE				
10/11*	W	WAS	7-7	n/a	0	0-0	0-0
10/18*	W	at TB	6-4	n/a	0	0-0	0-0
10/25*	L	BUF	2-1	n/a	1	0-0	0-0
11/01*	W	at Ari	4-4	n/a	0	0-0	0-0
11/08*	L	at NO	5-4	n/a	0	0-0	0-0
11/15*	W	ATL	5-3	n/a	0	0-0	0-0
11/19*	L	MIA	5-4	n/a	0	0-0	0-0
11/29*	L	at NYJ	4-3	n/a	0	0-0	0-0
12/06*	W	TB	6-5	n/a	3	1-0	0-0
12/13*	L	at NE	7-6	n/a	0	0-0	0-0
12/20*	W	MIN	0-0	n/a	1	1-0	0-0
12/27*	W	at NYG	4-4	n/a	1	1-3	0-0
01/03*	W	NO	3-2	n/a	0	0-0	0-0
Totals	8-5		58-47	n/a	6	3-3	0-0

2010 CHICAGO BEARS

Date	W/L	Opp.	Tkls-S	TFL	PD	INT-Yds	Sk-YL
9/12*	W	DET	3-0	0	0	0-0	0-0
9/19*	W	at DAL	5-3	0	0	0-0	0-0
9/27*	W	GB	5-4	0	1	0-0	0-0
10/3*	L	at NYG	6-4	0	0	0-0	0-0
10/10*	W	at CAR	11-6	0	0	0-0	0-0
10/17*	L	SEA	9-5	0	0	0-0	0-0
10/24*	L	WAS	5-4	0	0	0-0	0-0
11/7*	W	at BUF	3-3	0	0	1-5	0-0
11/14*	W	MIN	7-2	0	0	1-0	0-0
11/18*	W	at MIA	4-3	0	0	0-0	0-0
11/28*	W	PHI	3-2	0	1	1-39	0-0
12/5*	W	at DET	1-0	0	0	0-0	0-0
12/12*	L	NE	10-4	0	0	0-0	0-0
12/20*	W	at MIN	6-4	0	0	1-25	0-0
12/26*	W	NYJ	11-9	0	0	1-0	0-0
1/2*	L	at GB	7-4	0	0	0-0	0-0
Totals	11-5		96-57	0	2	5-69	0-0
POSTSEASON							
1/16*	W	SEA	1-0	0	0	0-0	0-0
1/23*	L	GB	7-4	0	1	0-0	0-0
Totals	1-1		8-4	0	1	0-0	0-0

*Denotes Game Started



99 MARCUS HARRISON

Ht: 6-3 **Wt:** 316
Age: 27 **College:** Arkansas
Bears Season: 4 **NFL Season:** 4
Acquired: 3rd round of the 2008 draft

DEFENSIVE TACKLE

PRO CAREER: Played in 37 games in his first three seasons in the NFL (2008-10), with 9 career starts... Gathered 53 tackles (24 solo) for Chicago... Credited with 3.0 sacks (22.0 yards), 3 PBUs and 4 TFLs... Registered his first career sack in his first NFL game at IND (9/7/08)... Posted a career-high 7 tackles at MIN (11/30/08)... Made his first career start at ATL (10/18/09).

CAREER TRANSACTIONS: Entered the NFL as a third-round selection (90th overall) by Chicago in the 2008 NFL Draft... Signed a 4-year contract with the Bears (7/1/08). **SIGNED through 2011**

2010 SEASON: Saw action in 5 games... Credited with 1 tackle and 1 PBU. **GAMES PLAYED-STARTED: 5-0**

PREVIOUS SEASONS: **2009** - Played in all 16 games, making 9 starts on the defensive line... Tied for fourth amongst defensive linemen with 27 tackles (14 solo)... Made his first career start at ATL (10/18). **2008** - Appeared in all 16 games, finishing the season with 25 tackles (10 solo)... Notched 2.0 sacks, 2 PBUs and 3 TFLs... Made his NFL debut at IND (9/7)... Gathered a career-high 7 tackles at MIN (11/30).

COLLEGE CAREER: Four-year letterwinner at the University of Arkansas (2004-07), finishing his career with 186 tackles (110 solo), 17.5 TFLs, 12 PBU, 4.0 sacks, 1 FF and 3 FR... Played in 47 games as a Razorback, starting 34 contests... Earned second-team all-SEC accolades from the *Associated Press* as a senior... Tallied 76 tackles (41 solo), 6.5 TFLs, 10 PBU, 1.5 sacks and 1 FF... Compiled 67 of his 76 tackles over the final eight games, playing at both defensive end and defensive tackle... Played in all 13 games as a junior, including 5 starts... Racked up 42 tackles (27 solo), 3.5 TFLs, 1.5 sacks, 1 PBU and 1 FR... Suffered a knee injury against Vanderbilt that caused him to miss 1 game... As a sophomore, appeared in all 11 games, including nine starts at DT... Accumulated 37 tackles (20 solo), 5 TFLs, 1.0 sack and led the team with 15 QB hurries... Started 10 of Arkansas' 11 games as a freshman, becoming the first true freshman position player to start a season opener since 1982... Credited with 31 tackles (22 solo), 2.5 TFLs and 1 PBU... Became the first Razorback defensive lineman to score a TD since 1997 when he returned a fumble for a score against No. 6 Georgia.

PERSONAL: Was named a member of the *Associated Press* Super Team as a senior at Mills H.S. but spent one year at Hargrave Academy before going to Arkansas... Also played tight end in high school... Son of Calvin and Michelle Harrison... Majored in sociology.

MARCUS HARRISON'S NFL STATISTICS

REGULAR SEASON

		Tackles							Interceptions					Fumbles			Misc.	
Year	Team	GP	GS	Tot	S	A	Sk	Yds	No	Yds	Lg	TD	PD	FF	FR	Yds	TFL	STT
2008	Chicago	16	0	25	10	15	2.0	17.0	0	0	0	0	2	0	0	0	3	0
2009	Chicago	16	9	27	14	13	1.0	5.0	0	0	0	0	0	0	0	0	1	0
2010	Chicago	5	0	1	0	1	0.0	0.0	0	0	0	0	1	0	0	0	0	0
NFL totals		37	9	53	24	29	3.0	22.0	0	0	0	0	3	0	0	0	4	0

POSTSEASON

		Tackles							Interceptions					Fumbles			Misc.	
Year	Team	GP	GS	Tot	S	A	Sk	Yds	No	Yds	Lg	TD	PD	FF	FR	Yds	TFL	STT
2010	Chicago	0	0	0	0	0	0.0	0.0	0	0	-	-	0	0	0	0	0	0



23 DEVIN HESTER

Ht: 5-11

Age: 28

Bears Season: 6

Acquired: 2nd round of the 2006 draft

Wt: 190

College: Miami (FL)

NFL Season: 6

WIDE RECEIVER

PRO CAREER: Three-time Pro Bowl selection, set the all-time NFL record for combined career kick return touchdowns with 14... Also tied with Eric Metcalf for the NFL record for punt return touchdowns (10)... Holds the franchise record for career punt return yards (2,200) and ranks fifth in kickoff return yards (2,724)... Ranks fourth in NFL annals in punt return average (12.4)... Emerged as an impact receiver over the past four seasons, posting 168 receptions for 2,196 yards (13.1 ypc) and 12 TDs with 33 starts at WR... Leads the Bears in receiving yards and ranks second in receptions and TD receptions since transitioning to WR in 2007... One of just 10 players in NFL history to surpass the 2,000-yard mark in receiving yards, punt return yards and kickoff return yards... Tied an NFL record with 8 TDs of 50+ yards in 2007... Became the second-fastest played in NFL history to reach 1,000 punt return yards (24 games)... Is one of three Bears all-time to receive first-team AP All-Pro honors in their first two seasons (Gale Sayers, 1965-66 and Richard Barwegan, 1950-51)... Posted 12 return touchdowns (7 punt, 4 kickoff and 1 missed FG) in the 2006-07 seasons, the most ever by a player in his first two seasons and the most ever in consecutive years... Broke his own NFL record for kick return touchdowns in a season (4 punt, 2 kickoff) in 2007... In 2007, became the 7th player in NFL history to have 600 punt return and 600 kickoff return yards in the same season, and surpassed the 500-yard mark in both punt and kickoff returns in back-to-back seasons (2006-07), making him just the second player ever to accomplish that feat... Holds franchise single-game records with 152 punt return yards at ARZ (10/16/06) and 225 kickoff return yards at STL (12/11/06)... Totaled 314 combined kick return yards (219 kickoff, 95 punt) at DET (9/30/07), the highest total in franchise history and 2nd-highest total in NFL annals... Became sixth player in NFL history to record 2 kickoff returns for touchdowns in the same game with returns of 94 and 96 yards at STL (12/11/06) and the fifth player in NFL history to have multiple games with two or more kick return touchdowns (also, 11/25/07 vs. DEN)... First Bear to make the Pro Bowl in his first two seasons since Brian Urlacher (2001-02)... Set an NFL record with 6 return touchdowns in a single-season during his rookie campaign in 2006... Became the first player in NFL history to return the opening kickoff of a Super Bowl for a touchdown when he returned Super Bowl XLI's first play 92 yards for a score... Tied teammate Nathan Vasher's franchise record for longest play with a 108-yard missed field goal return TD at NYG (11/12/06), which is tied for the second longest play in NFL history... Returned punt 84 yards for a TD in NFL debut at GB (9/10/06) to become first Bears rookie in 51 years to return a punt for a score in his first game (Perry Jeter, vs. BAL, 9/30/56)... Became third player in NFL history to return at least two punts for TDs of 80 or more yards as a rookie... Totaled 11 tackles and 1 PBU as a reserve cornerback as a rookie... Returned 9 kickoffs for 214 yards (23.8 avg) and 1 TD and 11 punts for 78 yards (7.1 avg) in 5 career playoff games.

HONORS & AWARDS: 2010 - Pro Bowl; All-Pro (AP, *Sporting News*); All-NFL (*Pro Football Weekly*); Special Teams Player of the Year (NFL Alumni); NFC Special Teams Player of the Week (vs. MIN, 11/14; at MIN, 12/20). 2009 - All-decade team (ESPN, AP); 2007 - Pro Bowl; All-Pro (AP); NFC Special Teams Player of the Month (9/07); NFC Special Teams Player of the Week (vs. KC, 9/16/07; vs. MIN, 10/14/07; vs. DEN, 11/25/07; vs. NO, 12/30/07). 2006 - Pro Bowl; All-Pro (AP); First-team All-Pro (*Sports Illustrated*, *USA Today*, *Sports Weekly*, *The Sporting News*, ESPN.com); All-NFL as PR (*Pro Football Weekly*); All-NFC as PR & KR (*Pro Football Weekly*); All-Rookie as PR & KR (*Pro Football Weekly*); NFC Special Teams Player of the Month (12/06); NFC Special Teams Player of the Week (at NYG, 11/12/06; vs. MIN, 12/3/06; at STL, 12/11/06); Brian Piccolo Award.

CAREER TRANSACTIONS: Entered NFL as a second-round selection (57th overall) by Chicago in the 2006 NFL Draft... Signed 4-year contract with Bears (7/3/06)... Signed 4-year extension with Bears (7/27/08). **SIGNED through 2013**



2010 SEASON: Started 13-of-16 games played, catching 40 passes for 475 yards (11.9 avg) and a career-high 4 TD receptions... Led the NFL in punt return average (17.1), returning 33 punts for 564 yards and a league-high 3 TDs... Also returned 12 kickoffs for 427 yards (35.6 avg), which led the NFL among players with at least 10 returns... Tied for fourth in the NFL in kickoff returns of 40+ yards (5)... Carried the ball 7 times for 30 yards (4.3 avg). **GAMES PLAYED-STARTED:** 16-13

PREVIOUS SEASONS: **2009** - Led the team in receiving yards (757) and tied for second in receptions (57)... Matched a career high with 3 TD receptions... Returned 24 punts for 187 yards (7.8 avg) and 7 kickoffs for 156 yards (22.3)... Carried the ball 6 times for -1 yards... Posted his first 100-yard receiving game of his career, setting career highs with 8 catches for 101 yards at CIN (10/25)... Suffered a calf injury that kept him out of three games late in the season... Led Chicago in receiving yards five times and in receptions on three occasions. **2008** - Saw significant time at WR, starting a career-high 8 games... Led Chicago with a team and career-high 665 yards receiving and paced the Bears WRs with a career-high 51 catches... Tallied 3 receiving TDs... Rushed for 61 yards on 6 carries... Averaged 21.9 yards per kickoff return (679 yards on 31 returns) and returned 32 punts for 198 yards (6.2 avg). **2007** - Set the single-season NFL record with 6 kick returns for touchdowns with an NFL-tying 4 punt return TDs and 2 kickoff returns for scores... Appeared in all 16 games, leading the NFC (2nd in NFL) in punt return average (15.5) and ranking 2nd in the NFC in punt return yards (651) and total return yards (1,585)... Established single-season franchise mark for punt return yards (651), which is the 9th highest total in NFL history... Returned 43 kickoffs for 934 yards (21.7)... Led the Bears with 8 touchdowns (4 punt returns, 2 kickoff returns, 2 receiving)... Made transition from cornerback to wide receiver, catching 20 passes for 299 yards and 2 touchdowns, including a Bears season-long 81-yard reception vs. MIN (10/14). **2006** - Played in all 16 games, leading the NFL in punt returns (47) and punt return yards (600) and was tied for the lead in punt return TDs (3) and second (first in NFC) in punt return average (12.8)... Also led NFC in kick return average (fifth in the NFL) at 26.4 on 20 returns for 528 yards while tying for league lead with 2 kickoff return TDs... Saw time on defense as a reserve cornerback recording 11 tackles and 1 PBU... Posted a NFL-high 11 punt returns of 20 or more yards, the most in the league since 1997 (Karl Williams, TB, 12)... During Super Bowl XLI (2/4/07) became 8th player in NFL history to return a kickoff for a touchdown in a Super Bowl and first to do so on the game's opening kick.

COLLEGE: Played offense, defense and special teams for the Miami Hurricanes (2003-05), starting games at cornerback, nickelback, running back and fullback while seeing time at wide receiver and returning punts and kickoffs during his collegiate career in which he returned 6 kicks for TDs (2 kickoffs, 4 punts)... Played primarily as a CB tallying 12 tackles, 1 sack, 1 TFL, 1 INT and 2 PBUs during junior season while seeing some time on offense by the end of the season gaining 70 yards on 8 rushes and catching 3 passes for 15 yards while appearing in 10 games and starting 1 contest... Named to Walter Camp All-America team as NCAA's best kick returner, selected by *The Sporting News* as the top kickoff returner and tabbed first-team all-ACC as a kick returner as a sophomore... His 4 TDs off returns were the second-most in the country and tied Santana Moss' single-season school record, while becoming first Hurricane to return 2 punts for TDs in a game (vs. Louisiana Tech)... As a freshman, played WR and returned kicks ranking 6th nationally in kickoff return average at 28.7 yards per return while adding 116 yards on 4 catches (29.0 avg)... Captured 2004 Big East indoor long jump title as a member of Canes track and field team... Majored in liberal arts.

PERSONAL: Attended Suncoast H.S. in Riviera Beach, Fla. playing football for coach Jimmy Bell... Widely regarded as one of the top recruits in the nation as a senior and was selected a Parade All-American and *USA Today* first-team All-American... Rated the No. 1 prospect in Florida and No. 6 player in the nation regardless of position by *SuperPrep*... Tabbed as the top defensive back prospect coming out of high school in Florida by numerous publications and earned first-team all-state honors as a senior... Rushed for 1,014 yards and 12 TDs on 94 carries while gaining 1,028 yards on 38 catches with 9 TDs in addition to throwing 5 TDs and 225 yards during senior season... Also a track standout and received All-America accolades and ranked 2nd nationally in the long jump as a junior... Hester and wife, Zingha, have a son, Devin, Jr.

CHICAGO BEARS PLAYERS

DEVIN HESTER'S KICKOFF/PUNT RETURN TOUCHDOWNS

Date	Opponent	Site	Distance	Result
Sept. 10, 2006	Green Bay	Lambeau Field	84-yard punt return	W, 26-0
Oct. 16, 2006	Arizona	U. of Phoenix Stadium	83-yard punt return	W, 24-23
Nov. 12, 2006	NY Giants	Giants Stadium	108-yard missed FG return*	W, 38-20
Dec. 3, 2006	Minnesota	Soldier Field	45-yard punt return	W, 23-13
Dec. 11, 2006	St. Louis	Edward Jones Dome	94-yard kickoff return	W, 42-27
Dec. 11, 2006	St. Louis	Edward Jones Dome	96-yard kickoff return	W, 42-27
Feb. 4, 2007	Indianapolis	Dolphin Stadium#	92-yard kickoff return*	L, 17-29
Sept. 16, 2007	Kansas City	Soldier Field	73-yard punt return	W, 20-10
Sept. 30, 2007	Detroit	Ford Field	97-yard kickoff return	L, 27-37
Oct. 14, 2007	Minnesota	Soldier Field	89-yard punt return	L, 31-34
Nov. 25, 2007	Denver	Soldier Field	75-yard punt return	W, 37-34 ot
Nov. 25, 2007	Denver	Soldier Field	88-yard kickoff return	W, 37-34 ot
Dec. 30, 2007	New Orleans	Soldier Field	64-yard punt return	W, 33-25
Sept. 27, 2010	Green Bay	Soldier Field	62-yard punt return	W, 20-17
Oct. 17, 2010	Seattle	Soldier Field	89-yard punt return	L, 20-23
Dec. 20, 2010	Minnesota	TCF Bank Stadium	64-yard punt return	W, 40-14

* Does not count toward overall return kick return touchdowns; # Super Bowl XLI

DEVIN HESTER'S NFL STATISTICS

REGULAR SEASON

Year	Team	GP-GS	Rec	Yds	Avg	Lg	TD	Rush	Yds	Avg	Lg	TD
2006	Chicago	16 - 0	0	0	0.0	0	0	0	0	0.0	0	0
2007	Chicago	16 - 0	20	299	15.0	81t	2	7	-10	-1.4	5	0
2008	Chicago	15 - 8	51	665	13.0	65t	3	6	61	10.2	20	0
2009	Chicago	13 - 12	57	757	13.3	48	3	6	-1	-0.2	7	0
2010	Chicago	16 - 13	40	475	11.9	39	4	7	30	4.3	11	0
NFL Totals		76 - 33	168	2,196	13.1	81t	12	26	80	3.1	20	0

Year	Team	KR	Yds	Avg	LG	TD	PR	FC	Yds	Avg	Lg	TD
2006	Chicago	20	528	26.4	96t	2	47	12	600	12.8	84t	3
2007	Chicago	43	934	21.7	97t	2	42	6	651	15.5	89t	4
2008	Chicago	31	679	21.9	51	0	32	14	198	6.2	25	0
2009	Chicago	7	156	22.3	44	0	24	5	187	7.8	33	0
2010	Chicago	12	427	35.6	79	0	33	10	564	17.1	89t	3
NFL Totals		113	2,724	24.1	97t	4	178	47	2,200	12.4	89t	10

ADDITIONAL STATS: Special Teams Touchdowns - 15: 84-yard punt return at GB (9/10/06), 83-yard punt return at ARZ (10/16/06), 108-yard missed field goal return at NYG (11/12/06), 45-yard punt return vs. MIN (12/3/06), 94-yard kickoff return at STL (12/11/06), 96-yard kickoff return at STL (12/11/06), 73-yard punt return vs. KC (9/16/07), 97-yard kickoff return at DET (9/30/07), 89-yard punt return vs. MIN (10/14/07), 75-yard punt return vs. DEN (11/25/07), 88-yard kickoff return vs. DEN (11/25/07), 64-yard punt return vs. NO (12/30/07); 63-yard punt return vs. GB (9/27/10); 89-yard punt return vs. SEA (10/17/10); 64-yard punt return at MIN (12/20/10); **Playoffs** - 1: 92-yard kickoff return vs. IND (Super Bowl XLI, 2/4/07). Tackles - 11 (8 solo). Passes Defensed - 1.

POSTSEASON

Year	Team	GP-GS	Rec	Yds	Avg	Lg	TD	Rush	Yds	Avg	Lg	TD	STT
2006	Chicago	3 - 0	0	0	-	-	0	0	0	-	-	0	0
2010	Chicago	2 - 2	2	4	2.0	6	0	0	0	-	-	0	0
Postseason		5 - 2	2	4	2.0	6	0	0	0	-	-	0	0

Year	Team	GP	KR	Yds	Avg	LG	TD	PR	FC	Yds	Avg	Lg	TD
2006	Chicago	3	7	184	26.3	92t	1	6	2	32	5.3	14	0
2010	Chicago	2	2	30	15.0	24	0	5	3	46	9.2	26	0
Postseason		5	9	214	23.8	92t	1	11	5	78	7.1	26	0



SEASON / CAREER / PLAYOFF HIGHS

	2010	Career	Playoff
Receptions.....	5, vs. WAS (10/24).....	8, at CIN (10/25/09).....	2, vs. SEA (1/16/11)
Receiving Yards.....	86, vs. PHI (10/24).....	101, at CIN (10/25/09).....	4, vs. SEA (1/16/11)
Longest Reception.....	39, vs. PHI (10/24).....	81t, vs. MIN (10/14/07).....	6, vs. SEA (1/16/11)
Receiving TDs.....	1, four times.....	1, 12 times.....	None
Punt Returns.....	5, vs. DET (9/12).....	6, three times.....	3, two times
Punt Return Yards.....	93, two times.....	152, at ARZ (10/16/06).....	30, vs. SEA (1/16/11)
Longest Punt Return.....	89t, vs. SEA (10/17).....	89t, two times.....	26, vs. SEA (1/16/11)
Kickoff Returns.....	3, two times.....	7, at DET (9/30/07).....	3, two times
Kickoff Return Yards.....	100, vs. MIN (11/14).....	225, at STL (12/11/06).....	92, vs. IND (SB XLI)
Longest Kickoff Return.....	79, at MIN (12/20).....	97t, at DET (9/30/07).....	92t, vs. IND (SB XLI)

DEVIN HESTER'S GAME-BY-GAME STATS 20-13 Regular Season Starting Record (1-1 Postseason)

2006 CHICAGO BEARS

Date	W/L	Opp.	Defensive					Punt Returns					Kickoff Returns					
			Tkls-S	TFL	PD	Int-Yd	Sk-Yd	PR	Yds	Avg	FC	Lg	TD	KR	Yds	Avg	Lg	TD
9/10	W	at GB	1-1	0	0	0-0	0-0	5	104	20.8	0	84t	1	0	0	0.0	0	0
9/17	W	DET	0-0	0	0	0-0	0-0	4	12	3.0	0	12	0	0	0	0.0	0	0
9/24	W	at MIN	0-0	0	0	0-0	0-0	3	12	4.0	0	6	0	1	13	13.0	13	0
10/1	W	SEA	0-0	0	0	0-0	0-0	5	45	9.0	0	26	0	0	0	0.0	0	0
10/8	W	BUF	0-0	0	0	0-0	0-0	4	42	10.5	0	21	0	0	0	0.0	0	0
10/16	W	at ARZ	0-0	0	0	0-0	0-0	6	152	25.3	1	83t	1	1	24	24.0	24	0
10/29	W	SF	0-0	0	0	0-0	0-0	1	42	42.0	1	42	0	0	0	0.0	0	0
11/5	L	MIA	0-0	0	0	0-0	0-0	2	11	5.5	1	11	0	0	0	0.0	0	0
11/12	W	at NYG	0-0	0	0	0-0	0-0	2	0	0.0	0	3	0	0	0	0.0	0	0
11/19	W	at NYJ	0-0	0	0	0-0	0-0	1	7	7.0	1	7	0	0	0	0.0	0	0
11/26	L	at NE	0-0	0	0	0-0	0-0	0	0	0.0	2	0	0	1	21	21.0	21	0
12/3	W	MIN	0-0	0	0	0-0	0-0	2	70	35.0	0	45t	1	3	68	22.7	27	0
12/11	W	at STL	5-4	0	0	0-0	0-0	1	21	21.0	2	21	0	4	225	56.3	96t	2
12/17	W	TB	0-0	0	0	0-0	0-0	6	63	10.5	0	32	0	5	76	15.2	28	0
12/24	W	at DET	4-2	0	1	0-0	0-0	3	18	6.0	3	9	0	1	22	22.0	22	0
12/31	L	GB	1-1	0	0	0-0	0-0	2	1	0.5	1	1	0	4	79	19.8	24	0
Totals	0-0		11-8	0	1	0-0	0-0	47	600	12.8	12	84t	3	20	528	26.4	96t	2

POSTSEASON

1/14	W	SEA	0-0	0	0	0-0	0-0	3	5	1.7	1	5	0	3	53	17.7	20	0
1/21	W	NO	0-0	0	0	0-0	0-0	2	24	12.0	0	14	0	3	39	13.0	19	0
2/4	L	IND	0-0	0	0	0-0	0-0	1	3	3.0	1	3	0	1	92	92.0	92t	1
Totals	0-0		0-0	0	0	0-0	0-0	6	32	5.3	2	14	0	7	184	26.3	92t	1

2007 CHICAGO BEARS

Date	W/L	Opp.	Receiving					Punt Returns					Kickoff Returns					
			Rec	Yds	Avg.	Lg	TD	PR	Yds	Avg	FC	Lg	TD	KR	Yds	Avg	Lg	TD
9/9	L	at SD	0	0	0.0	0	0	0	0	0.0	3	0	0	1	29	29.0	29	0
9/16	W	KC	0	0	0.0	0	0	5	143	28.6	0	73t	1	2	29	14.5	19	0
9/23	L	DAL	0	0	0.0	0	0	2	1	0.5	1	1	0	5	86	17.2	28	0
9/30	L	at DET	1	3	3.0	3	0	5	95	19.0	0	31	0	7	219	31.3	97t	1
10/7	W	at GB	0	0	0.0	0	0	4	40	10.0	0	20	0	0	0	0.0	0	0
10/14	L	MIN	1	81	81.0	81t	1	4	108	27.0	0	89t	1	4	86	21.5	28	0
10/21	W	at PHI	3	41	13.7	21	0	0	0	0.0	0	0	0	0	0	0.0	0	0
10/28	L	DET	1	19	19.0	19	0	2	44	22.0	0	39	0	1	20	20.0	20	0
11/11	W	at OAK	1	-2	-2.0	-2	0	6	14	2.3	0	9	0	2	34	17.0	19	0
11/18	L	at SEA	0	0	0.0	0	0	0	0	0.0	1	0	0	4	116	29.0	34	0
11/25	W	DEN	1	1	1.0	0	0	5	81	16.2	0	75t	1	5	151	16.2	88t	1
12/2	L	NYG	1	-4	-4.0	-4	0	3	16	5.3	0	8	0	1	19	19.0	19	0
12/6	L	at WAS	5	67	13.4	17	0	1	16	16.0	0	16	0	4	60	15.0	23	0
12/17	L	at MIN	4	28	7.0	11	0	4	29	7.3	0	17	0	3	44	14.7	17	0
12/23	W	GB	0	0	0.0	0	0	0	0	0.0	1	0	0	1	-1	-1.0	-1	0
12/30	W	NO	2	65	32.5	55t	1	1	64	64.0	0	64t	1	3	42	14.0	16	0
Totals	0-0		20	299	15.0	81t	2	42	651	15.5	6	89t	4	43	934	21.7	97t	2

2008 CHICAGO BEARS

Date	W/L	Opp.	Receiving					Punt Returns					Kickoff Returns					
			Rec	Yds	Avg.	Lg	TD	PR	Yds	Avg	FC	Lg	TD	KR	Yds	Avg	Lg	TD
9/7*	W	at IND	1	7	7.0	7	0	1	25	25.0	0	25	0	3	55	18.3	28	0
9/14	L	at CAR	1	6	6.0	6	0	2	9	4.5	0	6	0	3	65	21.7	24	0
9/21	L	TB	INACTIVE					INACTIVE					INACTIVE					
9/28	W	PHI	3	27	9.0	20t	1	4	1	0.3	0	6	0	3	99	33.0	51	0
10/5*	W	at DET	5	66	13.2	32	1	4	24	6.0	3	9	0	2	38	19.0	20	0
10/12	L	at ATL	6	87	14.5	17	0	0	0	0.0	1	0	0	3	60	20.0	25	0
10/19*	W	MIN	2	22	11.0	13	0	0	0	0.0	0	0	0	2	36	18.0	20	0
11/2	W	DET	3	42	14.0	18	0	2	21	10.5	2	20	0	4	65	16.3	22	0
11/9*	L	TEN	4	54	13.5	29	0	2	13	6.5	2	13	0	4	99	24.8	41	0
11/16	L	at GB	1	7	7.0	7	0	1	7	7.0	1	7	0	5	114	22.8	31	0
11/23*	W	at STL	5	57	11.4	27	0	4	26	6.5	0	14	0	0	0	0.0	0	0
11/30*	L	at MIN	3	67	22.3	65t	1	3	12	4.0	2	15	0	2	48	24.0	25	0
12/7	W	JAX	5	80	16.0	31	0	3	22	7.3	0	22	0	0	0	0.0	0	0
12/11	W	NO	4	46	11.5	20	0	2	-2	-1.0	0	5	0	0	0	0.0	0	0
12/22*	W	GB	2	12	6.0	9	0	3	40	13.3	1	24	0	0	0	0.0	0	0
12/28*	L	at HOU	6	85	14.2	37	0	1	0	0.0	2	0	0	0	0	0.0	0	0
Totals	5-3		51	665	13.0	65t	3	32	198	6.2	14	25	0	31	679	21.9	51	0

CHICAGO BEARS PLAYERS

2009 CHICAGO BEARS

			Receiving					Punt Returns					Kickoff Returns					
Date	W/L	Opp.	Rec	Yds	Avg.	Lg	TD	PR	Yds	Avg	FC	Lg	TD	KR	Yds	Avg	Lg	TD
9/13*	L	at GB	4	90	22.5	36t	1	2	15	7.5	1	10	0	1	26	26.0	26	0
9/20*	W	PIT	4	21	5.3	13	0	2	14	7.0	0	12	0	0	0	0.0	0	0
9/27*	W	at SEA	5	76	15.2	36t	1	1	9	9.0	0	9	0	0	0	0.0	0	0
10/4*	W	DET	1	2	2.0	2	0	1	24	24.0	0	24	0	0	0	0.0	0	0
10/18*	L	at ATL	6	83	13.8	34	0	3	54	18.0	2	33	0	0	0	0.0	0	0
10/25*	L	at CIN	8	101	12.6	18	1	0	0	0.0	0	0	0	0	0	0.0	0	0
11/1*	W	CLE	7	81	11.6	33	0	4	47	11.8	0	32	0	0	0	0.0	0	0
11/8*	L	ARZ	6	94	15.7	42	0	2	2	1.0	0	2	0	0	0	0.0	0	0
11/12*	L	at SF	7	48	6.9	10	0	2	4	2.0	0	2	0	0	0	0.0	0	0
11/22	L	PHI	4	18	4.5	16	0	3	16	5.3	0	9	0	0	0	0.0	0	0
11/29*	L	at MIN	1	20	20.0	20	0	2	4	2.0	0	4	0	0	0	0.0	0	0
12/6*	W	STL	1	48	48.0	48	0	1	-3	-3.0	1	-3	0	0	0	0.0	0	0
12/13	L	GB	INACTIVE					INACTIVE					INACTIVE					
12/20	L	at BAL	INACTIVE					INACTIVE					INACTIVE					
12/28	W	MIN	INACTIVE					INACTIVE					INACTIVE					
1/3*	W	at DET	3	75	25.0	48	0	1	1	1.0	1	1	0	6	130	21.7	44	0
Totals	6-6		57	757	13.3	48	3	24	187	7.8	5	33	0	7	156	22.3	44	0

2010 CHICAGO BEARS

			Receiving					Punt Returns					Kickoff Returns					
Date	W/L	Opp.	Rec	Yds	Avg	Lg	TD	PR	Yds	Avg	FC	Lg	TD	KR	Yds	Avg	Lg	TD
9/12*	W	DET	1	17	17.0	17	0	5	17	3.4	1	9	0	0	0	0.0	0	0
9/19*	W	at DAL	4	77	19.3	38	1	1	-5	-5.0	0	-5	0	0	0	0.0	0	0
9/27*	W	GB	1	16	16.0	16	0	3	93	31.0	0	62t	1	0	0	0.0	0	0
10/3*	L	at NYG	3	16	5.3	8	0	2	6	3.0	0	6	0	0	0	0.0	0	0
10/10*	W	at CAR	2	0	0.0	5	0	3	68	22.7	1	50	0	0	0	0.0	0	0
10/17*	L	SEA	2	26	13.0	19	0	2	93	46.5	3	89t	1	0	0	0.0	0	0
10/24	L	WAS	5	30	6.0	9	0	1	12	12.0	0	12	0	0	0	0.0	0	0
11/7	W	at BUF	2	23	11.5	16	0	1	3	3.0	1	3	0	0	0	0.0	0	0
11/14*	W	MIN	4	38	9.5	19t	1	2	47	23.5	0	42	0	2	100	50.0	68	0
11/18*	W	at MIA	4	41	10.3	14	0	4	27	6.8	3	24	0	0	0	0.0	0	0
11/28*	W	PHI	3	86	28.7	39	0	1	9	9.0	0	9	0	3	78	26.0	46	0
12/5	W	at DET	1	1	1.0	1	0	2	37	18.5	0	30	0	3	56	18.7	21	0
12/12*	L	NE	2	17	8.5	12	0	1	17	17.0	0	17	0	2	74	37.0	61	0
12/20*	W	at MIN	2	23	11.5	15t	1	2	67	33.5	0	64t	1	1	79	79.0	79	0
12/26*	W	NYJ	3	48	16.0	25t	1	1	38	38.0	0	38	0	1	40	40.0	40	0
1/2*	L	at GB	1	16	16.0	16	0	2	35	17.5	1	19	0	0	0	0.0	0	0
Totals 9-4			40	475	11.9	39	4	33	564	17.1	10	89t	3	12	427	35.6	79	0
POSTSEASON																		
1/16*	W	SEA	2	4	2.0	6	0	2	30	15.0	3	26	0	1	6	6.0	6	0
1/23*	L	GB	0	0	0.0	0	0	3	16	5.3	0	11	0	1	24	24.0	24	0
Totals 1-1			2	4	2.0	6	0	5	46	9.2	3	26	0	2	30	15.0	24	0

*Denotes Game Started

PLAYOFF APPEARANCES

The Bears, who have won the NFC North three of the last six seasons, rank seventh in the NFL in all-time playoff appearances. Only the New York Giants (30), Dallas (30), St. Louis (27), Green Bay (26), Minnesota (26) and Pittsburgh (26) have reached the playoffs more than Chicago. The Bears have an overall playoff record of 17-18 including a 13-8 (.619) record at home and 4-10 (.286) mark on the road.

Team	Playoff App.	Team	Playoff App.	Team	Playoff App.
Dallas	30	San Francisco	22	Seattle	11
N.Y. Giants	30	Washington	22	Atlanta	10
St. Louis	27	Oakland	21	Tampa Bay	10
Green Bay	26	Tennessee	21	Cincinnati	9
Minnesota	26	New England	18	Arizona	8
Pittsburgh	26	Buffalo	17	New Orleans	8
Chicago	25	Denver	17	Baltimore	7
Cleveland	24	San Diego	17	Jacksonville	6
Indianapolis	24	Kansas City	16	Carolina	4
Philadelphia	23	Detroit	14		
Miami	22	N.Y. Jets	14		

**81****SAM
HURD****Ht:** 6-3**Age:** 26**Bears Season:** 1**Acquired:** Waived free agent in 2011 (DAL)**Wt:** 200**College:** Northern Illinois**NFL Season:** 6**WIDE RECEIVER**

PRO CAREER: Versatile special teams player and wide receiver entering his sixth pro season... Appeared in 65 games, with 6 starts... Collected 45 career receptions for 630 yards (14.0 avg) and 2 TDs... Credited with 72 special teams stops, including 2 forced fumbles and 1 fumble recovery... Led the Cowboys in special teams tackles in each of the past two seasons (2009-10)... Entered the NFL as an undrafted free agent, making the team and playing in 15 games with 2 starts as a rookie.

HONORS AND AWARDS: 2006 - NFC Special Teams Player of the Week at CAR (10/29)

CAREER TRANSACTIONS: Signed with Dallas as a rookie free agent (5/1/06)... Placed on Injured Reserve (10/16/08)... Signed a one-year contract with the Cowboys (4/20/09)... Signed a one-year contract with Dallas (4/16/10)... Signed 3-year contract with Chicago (7/29/11). **SIGNED through 2013**

2010 SEASON: Played in 15 games (1 start)... Caught 14 passes for 120 yards... Tallied a career-high 21 special teams tackles. **GAMES PLAYED-STARTED:** 15-1

PREVIOUS SEASONS: 2009 - Played in 16 games with one start... Hauled in 7 receptions for 121 yards (17.3 avg) and 1 TD... Led the team with 19 special teams tackles. 2008 - Appeared in just 3 games, landing on Reserve/Injured 10/16 with a recurring ankle injury... Saw most of his action on special teams and finished the season with one tackle... Missed the first three games of the season due to injury as well. 2007 - Saw action in all 16 games, making 2 starts as Dallas' No. 3 WR... Finished the year with 19 catches for 314 yards – both career-highs – and his first career TD reception... Also sixth on Dallas' special teams coverage units with 15 tackles. 2006 - One of just three rookie free agents to make the roster out of training camp and played in 15 games (2 starts)... Saw most of his action on special teams, finishing third with 16 special teams stops... Made his NFL debut on Sunday Night Football against Washington (9/17).

COLLEGE: Finished his career at Northern Illinois second in career receiving yards (2,322), third in career receiving touchdowns (21) and tied for fifth in career receptions (143)... Broke the single-game school record with 266 receiving yards against Central Michigan... Started all 12 games and recorded 65 catches for 1,074 yards and 13 TDs as a senior... After his senior season in 2005, was named honorable mention Sports Illustrated.com All-America and first-team coaches all-Mid American Conference... As a junior, played in 10 games and finished with 27 receptions for 298 yards and 3 TDs... Played in 12 games, including seven starts, and had 29 catches for 438 yards and 2 TDs as a sophomore... Played in 12 games as a true freshman in 2002, including two starts, and finished with 22 catches for 512 yards and 3 TDs.

PERSONAL: Earned several accolades after his prep career at Brackenridge High School in San Antonio, Texas, where he was a three-sport letterman – three years in basketball and two in track.

SAM HURD'S NFL STATISTICS

REGULAR SEASON

Year	Team	GP-GS	Rec	Yds	Avg	Lg	TD	STT
2006	Dallas	15-2	5	75	15.0	33	0	16
2007	Dallas	16-2	19	314	16.5	51t	1	15
2008	Dallas	3-0	0	0	-	-	0	1
2009	Dallas	16-0	7	121	17.3	53	1	19
2010	Dallas	15-1	14	120	8.6	13	0	21
NFL totals		65-6	45	630	14.0	53	2	72

POSTSEASON

Year	Team	GP-GS	Rec	Yds	Avg	Lg	TD	STT
2006	Dallas	1-0	0	0	-	-	0	0
2007	Dallas	1-0	0	0	-	-	0	1
2009	Dallas	2-0	0	0	-	-	0	1
NFL totals		4-0	0	0	-	-	0	2

SEASON / CAREER / PLAYOFF HIGHS


	2010	Career	Playoff
Receptions.....	4, vs. WAS (12/19).....	4, two times.....	None
Receiving Yards.....	39, vs. WAS (12/19).....	64, at WAS (12/30/07).....	None
Longest Reception.....	13, at ARI (12/25).....	53, at DEN (10/4/09).....	None
Receiving TDs.....	None.....	1, two times.....	None

COME-FROM-BEHIND WINS

(Regular season only)

	Never	Largest Deficit				
	Wins trailed	1-3	4-7	8-10	11+	
1980	7	5		1	14 pts. at DET	
1981	6	3	1	2		
1982	3	2			11 pts. vs. DET	
1983	8	4	1	3		
1984	10	4	4	2		
1985	15	9	1	1	2	12 pts. vs. TB; 14 pts. at TB
1986	14	7	3	2	2	
1987	11	5	1	3		14 pts. vs. KC; 20 pts. at TB
1988	12	7	3	2		
1989	6	4	1	1		
1990	11	5	3	3		
1991	11	2	3	5	1	
1992	5	4		1		
1993	7	5		1		11 pts. at KC
1994	9	4	2	3		
1995	9	5	1	3		

	Never	Largest Deficit				
	Wins trailed	1-3	4-7	8-10	11+	
1996	7	2	2	2		14 pts vs. OAK
1997	4	2		1		15 pts at MIA
1998	4	2		1		17 pts vs. DET
1999	6		4	1	1	
2000	5	3		1	1	
2001	13	7		3	1	19 pts. vs. SF; 14 pts. vs. CLE
2002	4	1		1	2	
2003	7	4		2		15 pts. vs. OAK
2004	5		2	2		14 pts. at NYG
2005	11	5	5	1		
2006	13	7	1	3	1	20 pts. at ARZ
2007	7	2	2	1	1	14 pts. vs. DEN
2008	9	4	2	1	1	11 pts. vs. GB
2009	7	3		3		13 pts. at SEA
2010	11	2	2	4		11 pts. vs. DET; 10 pts. vs. GB; 11 pts. vs. NYJ

**71****ISRAEL
IDONIJE****Ht:** 6-6**Age:** 30**Bears Season:** 8**Acquired:** Waived free agent in 2003 (CLE)**Wt:** 275**College:** Manitoba**NFL Season:** 8**DEFENSIVE LINE**

PRO CAREER: Participated in 102 games (23 starts) over the past seven seasons with the Bears, registering 165 tackles (92 solo), 16.0 sacks and 11 TFLs... Added 4 forced fumbles, 2 fumble recoveries and 15 PBUs... Tallied 36 special teams tackles and 7 blocked kicks during his career... His 7 blocked kicks rank tied for fourth in NFL history since 1992 when stat first was recorded... Posted 14.0 sacks over the last three seasons (2008-10), including a career-high in 2010 (8.0)... Blocked a kick in three consecutive games (9/16-9/30) during the 2007 season... Has appeared in 6 postseason contests, gathering 4 tackles, 1.5 sacks, 1 TFL and 2 special teams stops... Joined Chicago's practice squad during the second half of the 2003 season after beginning his NFL career with Cleveland.

HONORS AND AWARDS: 2010 - All-Joe (*USA Today*). 2009 - Ed Block Courage Award. Bears "Walter Payton Man of the Year" nominee in 2009 and 2010. Was one of three finalists for the League award in 2010.

CAREER TRANSACTIONS: Entered NFL as an undrafted free agent with Cleveland (5/2/03)... Signed to Chicago's practice squad (11/18/03)... Signed to reserve/futures list (12/30/03) and allocated to NFL Europe (2/18/04)... Signed offer sheet with Buffalo that was matched by Chicago (3/22/06)... Signed 4-year contract with Bears (3/27/06)... Signed 2-year extension with Bears (5/29/06). **SIGNED through 2011**

2010 SEASON: Started a career-high 15 games, playing in all 16 contests... Posted career-high 8.0 sacks, which tied for the team lead... Finished second on Chicago defensive line with a career-high 46 tackles (25 solo) and also set career highs in TFLs (4) and forced fumble (3)... Added 5 PBUs... Recorded a career-high 2.5 sacks at CAR (10/10)... Started both playoff games, collecting 4 tackles, 0.5 sack and 1 TFL. **GAMES PLAYED-STARTED: 16-15**

PREVIOUS SEASONS: 2009 - Saw action in 15 games prior to being placed on Injured Reserve (12/30)... Finished with 2.5 sacks, the second highest total of his career... Credited with 20 tackles (9 solo), 1 forced fumble and 1 TFL... Added 7 special teams stops and 2 blocked kicks. 2008 - Appeared in all 16 games (3 starts), posting career highs with 28 tackles (18 solo) and 3.5 sacks... Also matched or established career highs in games played, games started, and PBUs (6)... Added 2 TFLs and 4 special teams stops... Set a career high with 1.5 sacks vs. JAX (12/7). 2007 - Tallied 23 tackles while appearing in all 16 games for the first time in his career, including a career-high 3 starts... Added career-high 3 blocks on special teams... Posted blocks in three straight weeks, blocking a 48-yard Dave Rayner field goal (9/16 vs. KC), a Nick Folk 23-yard field goal (9/23 vs. DAL) and a Jason Hanson extra-point (9/30 at DET)... Credited with career-high 5 tackles in three straight games (12/6 at WAS, 12/17 at MIN, 12/23 vs. GB)... Saw action in all 16 games, starting Games 14-16 at NT. 2006 - Registered 11 tackles with 1 PBU and 2 fumble recoveries... Blocked a 37-yard field goal attempt vs. MIA (11/5)... Added a career-high 10 special teams tackles while participating in 13 games, starting Game 5 at LDE; Inactive Games 1-3 due to an ankle injury... Participated in all 3 playoff contests recording 1st career postseason sack in the NFC Championship Game vs. NO (1/21/07). 2005 - Recorded 16 tackles with 1 sack while starting 1 of the 11 games played... Participated on special teams and as a reserve DL in Games 5-9, 11-16; Inactive Games 1-4, 10. 2004 - Participated in 15 games as a reserve D-lineman and on special teams recording 21 tackles including 1 sack... Tallied first NFL sack vs. SF (10/31). 2003 - Finished rookie season on Chicago's practice squad after beginning the campaign with Cleveland before being waived injured (9/30)... Member of Bears practice squad for Weeks 12-17.

CHICAGO BEARS PLAYERS

COLLEGE: As a senior in 2002, led Manitoba Bisons with career-high 9 sacks and 31 tackles en route to team MVP honors... Also named Canada West All-Star, CIS first-team All-Canadian selection, Manitoba Male Athlete-of-the-Year and the 2002 Canada West J.P. Metras Trophy winner, for outstanding lineman in Canadian University Football... Majored in arts.

PERSONAL: Created The Israel Idonije Foundation in 2007 with the focus of the Foundation a program called "IZZYz KIDz," which is designed to encourage and sustain students' regular school attendance, high achievement and good citizenship... Traveled to Africa in each of the last three offseasons to do charitable work with teammate Tommie Harris, former teammate Adewale Ogunleye and other NFL players... Met a four-year-old girl, Segun Ashman, in Africa and helped pay for her flight to the United States in order for her to have heart surgery in Austin, Texas; a surgery she would not have otherwise been able to afford... Named the winner of the H.L. Krug Crawford Award, emblematic of sporting excellence in Western Manitoba, making him the first-ever football player to receive the recognition... Named the Manitoba Male Athlete-of-the-Year by the Manitoba Sportswriters and Sports Broadcasters Association in 2002... Inducted into Manitoba's Order of the Buffalo Hunt in 2007, which recognizes individuals who have made outstanding and distinctive contributions to society and their community... Born in Lagos, Nigeria.

IDONIJÉ

ISRAEL IDONIJE'S NFL STATISTICS

REGULAR SEASON

Year	Team	GP	GS	Tackles					Interceptions					Fumbles			Misc.	
				Tot	S	A	Sk	Yds	No	Yds	Lg	TD	PD	FF	FR	Yds	TFL	STT
2004	Chicago	15	0	21	13	8	1.0	13.0	0	0	0	0	0	0	0	0	2	1
2005	Chicago	11	1	16	10	6	1.0	8.0	0	0	0	0	1	0	0	0	1	6
2006	Chicago	13	1	11	5	6	0.0	0.0	0	0	0	0	1	0	1	0	0	10
2007	Chicago	16	3	23	12	11	0.0	0.0	0	0	0	0	2	0	1	0	1	8
2008	Chicago	16	3	28	18	10	3.5	29.5	0	0	0	0	6	0	0	0	2	4
2009	Chicago	15	0	20	9	11	2.5	15.0	0	0	0	0	0	1	0	0	1	7
2010	Chicago	16	15	46	25	21	8.0	66.5	0	0	0	0	5	3	0	0	4	0
NFL totals		102	23	165	92	73	16.0	132.0	0	0	0	0	15	4	2	0	11	36

ADDITIONAL STATS: Blocked Kicks - 7: FG vs. MIA (11/5/06), FG vs. KC (9/16/07), FG vs. DAL (9/23/07), Extra Point at DET (9/30/07), Extra Point vs. CLE (11/1/09), Extra Point vs. MIN (12/28/09); Extra Point at BUF (11/7/10).

POSTSEASON

Year	Team	GP	GS	Tackles					Interceptions					Fumbles			Misc.	
				Tot	S	A	Sk	Yds	No	Yds	Lg	TD	PD	FF	FR	Yds	TFL	STT
2005	Chicago	1	0	0	0	0	0.0	0.0	0	0	-	-	0	0	0	0	0	1
2006	Chicago	3	0	2	2	0	1.0	6.0	0	0	-	-	0	0	0	0	0	1
2010	Chicago	2	2	4	1	3	0.5	4.0	0	0	-	-	0	0	0	0	1	0
Postseason		6	2	6	3	3	1.5	10.0	0	0	-	-	0	0	0	0	1	2

SEASON / CAREER / PLAYOFF HIGHS

	2010	Career	Playoff
Tackles.....	6, vs. NE (12/12)	6, two times	2, three times
Solos.....	5, at DET (12/5)	Same	2, vs. NO (1/21/07)
Sacks.....	2.5, at CAR (10/10)	Same	1, vs. NO (1/21/07)



ISRAEL IDONIJJE'S GAME-BY-GAME DEFENSIVE STATS 15-8 Regular Season Starting Record (1-1 Postseason Record)

2003 CHICAGO BEARS

Not with the team Games 1-10; Member of the Practice Squad Games 11-16

2004 CHICAGO BEARS

Date	W/L	Opp.	Tkls-S	TFL	PD	INT-Yds	Sk-YL
9/12	L	DET	INACTIVE				
9/19	W	at GB	0-0	0	0	0-0	0-0
9/26	L	at MIN	1-1	1	0	0-0	0-0
10/3	L	PHI	2-1	0	0	0-0	0-0
10/17	L	WAS	1-0	0	0	0-0	0-0
10/24	L	at TB	1-0	0	0	0-0	0-0
10/31	W	SF	3-2	0	0	0-0	1-13
11/7	W	at NYG	0-0	0	0	0-0	0-0
11/14	W	at TEN	0-0	0	0	0-0	0-0
11/21	L	IND	1-1	0	0	0-0	0-0
11/25	L	at DAL	2-2	0	0	0-0	0-0
12/5	W	MIN	0-0	0	0	0-0	0-0
12/12	L	at JAX	0-0	0	0	0-0	0-0
12/19	L	HOU	1-0	0	0	0-0	0-0
12/26	L	at DET	3-2	0	0	0-0	0-0
1/2	L	GB	6-4	1	0	0-0	0-0
Totals	0-0		21-13	2	0	0-0	1-13

2005 CHICAGO BEARS

Date	W/L	Opp.	Tkls-S	TFL	PD	INT-Yds	Sk-YL
<i>Inactive Games 1-4; 10</i>							
10/16	W	MIN	4-3	1	0	0-0	1-8
10/23	W	BAL	1-1	0	0	0-0	0-0
10/30	W	at DET	1-0	0	0	0-0	0-0
11/6	W	at NO	1-1	0	0	0-0	0-0
11/13	W	SF	2-0	0	0	0-0	0-0
11/27	W	at TB	3-2	0	0	0-0	0-0
12/4	W	GB	1-1	0	0	0-0	0-0
12/11	L	at PIT	2-1	0	0	0-0	0-0
12/18	W	ATL	1-1	0	0	0-0	0-0
12/25	W	at GB	0-0	0	0	0-0	0-0
1/1*	L	at MIN	0-0	0	1	0-0	0-0
Totals	0-1		16-10	1	1	0-0	1-8
POSTSEASON							
1/15	L	CAR	0-0	0	0	0-0	0-0

2006 CHICAGO BEARS

Date	W/L	Opp.	Tkls-S	TFL	PD	INT-Yds	Sk-YL
<i>Inactive Games 1-3</i>							
10/1	W	SEA	0-0	0	0	0-0	0-0
10/8*	W	BUF	0-0	0	0	0-0	0-0
10/16	W	at ARI	4-1	0	0	0-0	0-0
10/29	W	SF	2-0	0	0	0-0	0-0
11/5	L	MIA	0-0	0	0	0-0	0-0
11/12	W	at NYG	0-0	0	0	0-0	0-0
11/19	W	at NYJ	0-0	0	0	0-0	0-0
11/26	L	at NE	0-0	0	0	0-0	0-0
12/3	W	MIN	1-1	0	1	0-0	0-0
12/11	W	at STL	1-1	0	0	0-0	0-0
12/17	W	TB	0-0	0	0	0-0	0-0
12/24	W	at DET	0-0	0	0	0-0	0-0
12/31	L	GB	3-2	0	0	0-0	0-0
Totals	1-0		11-5	0	1	0-0	0-0
POSTSEASON							
1/14	W	SEA	0-0	0	0	0-0	0-0
1/21	W	NO	2-2	0	0	0-0	1-6
2/4	L	IND	0-0	0	0	0-0	0-0
Totals	0-0		2-2	0	0	0-0	1-6

2007 CHICAGO BEARS

Date	W/L	Opp.	Tkls-S	TFL	PD	INT-Yds	Sk-YL
9/9	L	at SD	1-1	0	0	0-0	0-0
9/16	W	KC	0-0	0	0	0-0	0-0
9/23	L	DAL	1-1	0	0	0-0	0-0
9/30	L	at DET	1-0	0	0	0-0	0-0
10/7	W	at GB	1-0	0	0	0-0	0-0
10/14	L	MIN	1-0	0	0	0-0	0-0
10/21	W	at PHI	0-0	0	0	0-0	0-0
10/28	L	DET	0-0	0	0	0-0	0-0
11/11	W	at OAK	1-1	0	0	0-0	0-0
11/18	L	at SEA	0-0	0	0	0-0	0-0
11/25	W	DEN	1-1	0	0	0-0	0-0
12/2	L	NYG	0-0	0	0	0-0	0-0
12/6	L	at WAS	5-2	1	0	0-0	0-0
12/17*	L	at MIN	5-3	0	1	0-0	0-0
12/23*	W	GB	5-2	0	1	0-0	0-0
12/30*	W	NO	1-1	0	0	0-0	0-0
Totals	2-1		23-12	1	2	0-0	0-0

2008 CHICAGO BEARS

Date	W/L	Opp.	Tkls-S	TFL	PD	INT-Yds	Sk-YL
9/7	W	at IND	2-1	0	1	0-0	0-0
9/14	L	at CAR	0-0	0	1	0-0	1-12
9/21	L	TB	2-0	0	0	0-0	0-0
9/28*	W	PHI	4-2	0	0	0-0	1-9
10/5*	W	at DET	3-3	0	1	0-0	0-0
10/12*	L	at ATL	0-0	0	0	0-0	0-0
10/19	W	MIN	1-1	0	1	0-0	0-0
11/2	W	DET	2-1	0	1	0-0	0-0
11/9	L	TEN	2-1	0	0	0-0	0-0
11/16	L	at STL	2-2	0	0	0-0	0-0
11/23	W	at GB	1-1	0	0	0-0	0-0
11/30	L	at MIN	2-1	1	0	0-0	0-0
12/7	W	JAX	3-2	1	1	0-0	1.5-8.5
12/11	W	NO	2-2	0	0	0-0	0-0
12/22	W	GB	1-1	0	0	0-0	0-0
12/28	L	at HOU	1-0	0	0	0-0	0-0
Totals	2-1		28-18	2	6	0-0	3.5-29.5

2009 CHICAGO BEARS

Date	W/L	Opp.	Tkls-S	TFL	PD	INT-Yds	Sk-YL
9/13	L	at GB	0-0	0	0	0-0	0-0
9/20	W	PIT	1-0	0	0	0-0	0-0
9/27	W	at SEA	3-1	0	0	0-0	0-0
10/4	W	DET	0-0	0	0	0-0	1-3
10/18	L	at ATL	0-0	0	0	0-0	0-0
10/25	L	at CIN	3-2	0	0	0-0	0-0
11/1	W	CLE	1-0	0	0	0-0	0-0
11/8	L	ARZ	0-0	0	0	0-0	0-0
11/12	L	at SF	1-0	0	0	0-0	0-0
11/22	L	PHI	1-0	0	0	0-0	0.5-5
11/29	L	at MIN	2-1	0	0	0-0	0-0
12/6	W	STL	2-2	0	0	0-0	1-7
12/13	L	GB	0-0	0	0	0-0	0-0
12/20	L	at BAL	4-2	1	0	0-0	0-0
12/28	W	MIN	2-1	0	0	0-0	0-0
1/3	W	at DET	INJURED RESERVE				
Totals	0-0		20-9	1	0	0-0	2.5-15.0

2010 CHICAGO BEARS

Date	W/L	Opp.	Tkls-S	TFL	PD	INT-Yds	Sk-YL
9/12	W	DET	3-3	1	0	0-0	0-0
9/19*	W	at DAL	0-0	0	0	0-0	0-0
9/27*	W	GB	1-0	0	0	0-0	0-0
10/3*	L	at NYG	2-1	0	0	0-0	1-10
10/10*	W	at CAR	2-2	0	0	0-0	2.5-19
10/17*	L	SEA	2-0	0	0	0-0	0-0
10/24*	L	WAS	4-2	0	2	0-0	1-5
11/7*	W	at BUF	4-0	0	1	0-0	0.5-2.5
11/14*	W	MIN	4-0	1	1	0-0	0-0
11/18*	W	at MIA	0-0	0	0	0-0	1-12
11/28*	W	PHI	3-2	2	1	0-0	1-9
12/5*	W	at DET	5-5	0	0	0-0	0-0
12/12*	L	NE	6-4	0	0	0-0	0-0
12/20*	W	at MIN	4-2	0	0	0-0	1-9
12/26*	W	NYJ	2-1	0	0	0-0	0-0
1/2*	L	at GB	4-3	0	0	0-0	0-0
Totals	10-5		46-25	4	5	0-0	8-65
POSTSEASON							
1/16*	W	SEA	2-1	1	0	0-0	0.5-4
1/23*	L	GB	2-0	0	0	0-0	0-0
Totals	1-1		4-1	1	0	0-0	0.5-4

*Denotes Game Started



52 BRIAN IWUH

Ht: 6-0 **Wt:** 239
Age: 26 **College:** Colorado
Bears Season: 1 **NFL Season:** 5
Acquired: Waived free agent in 2010 (JAX)

LINEBACKER

PRO CAREER: Spent the first four years of his career in Jacksonville (2006-09) before signing with Chicago... Appeared in 74 career games (4 starts)... Recorded 80 defensive tackles, 1.0 sack, 5 TFLs, 3 forced fumbles and a fumble recovery... Totaled 79 career special teams tackles, including 61 with the Jaguars which ranks third in their team history.

CAREER TRANSACTIONS: Signed as an undrafted rookie free agent by Jacksonville (4/30/06)... Resigned with the Jaguars (2/27/09)... Cut by Jacksonville (4/26/10)... Signed by Chicago (5/24/10). **SIGNED through 2011**

2010 SEASON: Played in all 16 games for the second time in his career, making 1 start... Tied for second on the team with 18 special teams tackles... Credited with 16 defensive tackles (12 solo), 2 forced fumbles, 2 TFLs and his first career sack (vs. WAS, 10/24)... Made his first start as a Bear vs. SEA (10/17) and led Chicago with 12 tackles (10 solo)... Played in both postseason games, tallying 1 special teams tackle. **GAMES PLAYED-STARTED: 16-1**

PREVIOUS SEASONS: 2009 - Appeared in 15 games, making a career-high 2 starts... Collected a career-high 38 tackles (26 solo), including 3 TFLs... Ranked second on the team with 17 special teams tackles. **2008 -** Played in 15 games, finishing fourth on the club with 12 special teams tackles... Credited with 2 defensive tackles in limited action at LB... Missed only game at HOU (12/1) due to a head injury. **2007 -** Played in all 16 games for the first time in career and made first start in regular season finale at HOU (12/30)... Ranked second on team with 22 special teams tackles and added one fumble recovery... Tallied 17 defensive tackles and a forced fumble... In first career start at MLB led team with nine tackles... Appeared in both playoff games, posting 2 tackles and 3 special teams stops. **2006 -** Played in 12 games, mostly on special teams... Ranked fifth on team with 10 special teams tackles... Signed to active roster from practice squad on 9/22.

COLLEGE: A two-year starter at Colorado, finished with 216 tackles, 23.0 sacks and 5 INTs... Earned all-Big 12 honors as a senior after recording 65 tackles, 5.0 sacks and 8 fumble recoveries... Majored in economics.

PERSONAL: Attended Worthing H.S. in Houston... Earned all-League honors three straight years ... Also lettered in track, basketball and swimming ... Established a program in the offseason in Jacksonville with the linebackers to make bi-weekly visits to Wolfson Children's Hospital, where the players visit with patients, sign autographs and distribute gifts.

BRIAN IWUH'S NFL STATISTICS

REGULAR SEASON

Year	Team	GP	GS	Tackles					Interceptions					Fumbles			Misc.	
				Tot	S	A	Sk	Yds	No	Yds	Lg	TD	PD	FF	FR	Yds	TFL	STT
2006	Jacksonville	12	0	7	4	3	0.0	0.0	0	0	-	-	0	0	0	0	0	10
2007	Jacksonville	16	1	17	10	7	0.0	0.0	0	0	-	-	0	1	1	0	0	22
2008	Jacksonville	15	0	2	0	2	0.0	0.0	0	0	-	-	0	0	0	0	0	12
2009	Jacksonville	15	2	38	26	12	0.0	0.0	0	0	-	-	0	0	0	0	3	17
2010	Chicago	16	1	16	12	4	1.0	8.0	0	0	-	-	0	2	0	0	2	18
NFL totals		74	4	80	52	28	1.0	8.0	0	0	-	-	0	3	1	0	5	79

POSTSEASON

Year	Team	GP	GS	Tackles					Interceptions					Fumbles			Misc.	
				Tot	S	A	Sk	Yds	No	Yds	Lg	TD	PD	FF	FR	Yds	TFL	STT
2010	Chicago	2	0	0	0	0	0.0	0.0	0	0	-	-	0	0	0	0	0	1



26 TIM JENNINGS

Ht: 5-8 **Wt:** 185
Age: 27 **College:** Georgia
Bears Season: 2 **NFL Season:** 6
Acquired: Unrestricted free agent in 2010 (IND)

CORNERBACK

PRO CAREER: Played in 69 games at cornerback (34 starts) in four seasons with Indianapolis and one with Chicago (2010)... Collected 223 tackles (161 solo), 4 forced fumbles and 3 fumble recoveries... Recorded 5 INTs and 34 PBUs... Added 31 career special teams tackles... Super Bowl Champion with the Colts in 2006.

CAREER TRANSACTIONS: Drafted by Indianapolis in the second round (68th overall) of the 2006 NFL Draft... Signed by Chicago to a 2-year contract (3/16/10). **SIGNED through 2011**

2010 SEASON: Played in all 16 games, making 13 starts... Credited with 66 tackles (41 solo), 1 INT, 1 forced fumble, 1 fumble recovery and 2 TFLs... Finished third on the Bears with 9 PBUs... Added 2 special teams stops... Started both postseason games, posting 10 tackles (7 solo) and 2 PBUs. **GAMES PLAYED-STARTED: 16-13**

PREVIOUS SEASONS: **2009** - Appeared in 15 games (5 starts) for the Colts... Credited with 56 tackles (41 solo), 2 INTs and 10 PBUs. **2008** - Appeared in 16 games, starting the final 12 at CB... Posted 74 tackles (56 solo), 2 INTs, 8 PBUs, 2 forced fumbles and 2 fumble recoveries... Started at RCB in Wild Card Playoffs at SD (1/3), posting 7 tackles (6 solo) and a forced fumble. **2007** - Started 4 of 11 games played at DB... Credited with 25 tackles (21 solo), 7 PBUs and a forced fumble. **2006** - Appeared in 11 games as reserve DB and special teams player... Recorded 2 tackles and 4 special teams stops.

COLLEGE: Three-year starter at Georgia, who opened 34-of-50 games... Finished career with 170 tackles (127 solo), 10 TFLs, 1.0 sack, 1 forced fumble, 2 fumble recoveries, 27 PBUs and 10 INTs... Started 12 games as senior and was named all-SEC first-team by AP and *The NFL Draft Report*.

PERSONAL: Born in Orangeburg, S.C. ...Attended Orangeburg-Wilkinson H.S. ... Posted 65 tackles (45 solo) and 8 INTs as senior... Also scored 3 TDs receiving, 4 KOR and 2 PR for TDs... All-state selection by *Associated Press* and was all-region Defensive Player-of-the-Year... Selected to play in Shrine Bowl...Cousin of former New York Jets DB Donnie Abraham.


TIM JENNINGS' NFL STATISTICS

REGULAR SEASON

Year	Team	GP	GS	Tackles					Interceptions					Fumbles			Misc.	
				Tot	S	A	Sk	Yds	No	Yds	Lg	TD	PD	FF	FR	Yds	TFL	STT
2006	Indianapolis	11	0	2	2	0	0.0	0.0	0	0	-	-	0	0	0	0	n/a	4
2007	Indianapolis	11	4	25	21	4	0.0	0.0	0	0	-	-	7	1	0	0	n/a	13
2008	Indianapolis	16	12	74	56	18	0.0	0.0	2	9	6	0	8	2	2	0	n/a	4
2009	Indianapolis	15	5	56	41	15	0.0	0.0	2	13	13	0	10	0	0	0	n/a	8
2010	Chicago	16	13	66	41	25	0.0	0.0	1	39	39	0	9	1	1	0	2	2
NFL totals		69	34	223	161	62	0.0	0.0	5	61	39	0	34	4	3	n/a	n/a	31

POSTSEASON

Year	Team	GP	GS	Tackles					Interceptions					Fumbles			Misc.	
				Tot	S	A	Sk	Yds	No	Yds	Lg	TD	PD	FF	FR	Yds	TFL	STT
2007	Indianapolis	1	0	2	2	0	0.0	0.0	0	0	-	-	1	0	0	0	0	0
2008	Indianapolis	1	1	7	6	1	0.0	0.0	0	0	-	-	2	1	0	0	0	0
2009	Indianapolis	3	0	4	4	0	0.0	0.0	0	0	-	-	0	0	0	0	0	2
2010	Chicago	2	2	10	7	3	0.0	0.0	0	0	-	-	2	0	0	0	0	0
POSTSEASON		7	3	23	19	4	0.0	0.0	0	0	-	-	5	1	0	0	0	2



13 JOHNNY KNOX

Ht: 6-0**Wt:** 185**Age:** 24**College:** Abilene Christian**Bears Season:** 3**NFL Season:** 3**Acquired:** 5th round of the 2009 draft

WIDE RECEIVER

PRO CAREER: Made an immediate impact for Chicago in his first two seasons both as a returner and as a wide receiver, earning Pro Bowl honors as a rookie... Played in 31 games (16 starts), collecting 96 catches for 1,487 yards (15.5 avg) and 10 TDs... Leads Chicago in receiving yards and is second in receiving TDs in his two seasons with the Bears... Returned 40 kickoffs for 1,109 yards (27.7 avg) and 1 TD... Added 1 special teams tackle and 1 punt return for 0 yards... Ranked 7th in catches and 9th in receiving yards in the NFL amongst all rookies in 2009... Played in 2 playoff games (2 starts), hauling in 6 catches for 104 yards (17.3 avg).

HONORS & AWARDS: 2009 - Pro Bowl; NFC Special Teams Player of the Month (10/10); NFC Special Teams Player of the Week (10/4), Brian Piccolo Award.

CAREER TRANSACTIONS: Drafted in the fifth round (140th overall) by the Bears in the 2009 NFL Draft... Signed 4-year contract (5/29/09). **SIGNED through 2012**

2010 SEASON - Led the team in receiving yards (960) and tied for the team lead in receptions (51) and receiving TDs (5) while starting all 16 games for the first time in his career... Ranked fifth in the NFL in yards per catch (18.8 avg)... Tallied his first career 100-yard receiving game vs. SEA (10/17)... Collected 17 receptions of 20+ yards, tied for the tenth highest total in the NFL... Led the Bears in receiving yards on a team-high eight occasions... Also returned 8 kickoffs for 182 yards (22.8 avg)... Carried the ball once for 2 yards... Started both playoff games, catching 6 passes for 104 yards (17.3 avg).

GAMES PLAYED-STARTED: 16-16

PREVIOUS SEASONS: 2009 - Ranked second in the NFL with a 29.0 kickoff return mark, returning 32 kickoffs for 927 yards and a TD... Played in 15 games, recording 45 catches for 527 yards (11.7 avg) and 5 TDs... Finished fourth on the team in receiving yards and fifth in receptions... Ranks third all-time amongst Bears rookies in catches and fifth in receiving yards... Had TD in four straight games (3 receiving, 1 kickoff return), the first Bears rookie to accomplish that feat since Walter Payton in 1975... Posted a career-high 83 receiving yards vs. GB (12/13).

COLLEGE CAREER: Two-year letterwinner at Abilene Christian (2007-08) after playing his first two seasons at Tyler (TX) Junior College (2005-06)... Honored as an All-American and all-conference selection following both of his seasons at ACU... Hauled in 118 receptions for 2,227 yards and 30 TDs in his two seasons at Abilene... Concluded his career with the most TD receptions in school history and finished fifth all-time in receiving yards and tied for sixth in receptions... Ranks second in school history with nine 100-yard receiving games and tied for first with two 200-yard contests... Just the second player in team annals in post two 1,000-yard receiving seasons... Also set a school single-season record with 17 TD receptions in 2007... Caught 16 passes for 306 yards and 8 TDs in Abilene's four playoff games during his career... Also returned 21 punts for 188 yards (9.0 avg) and 7 kickoffs for 160 yards (22.9 avg)... Saw action in 13 games at Tyler College (8 starts), catching 45 passes for 1,023 yards (22.7 avg) and 13 TDs... As a senior, named an All-American by the *NFL Draft Report*, while taking home all-Lone Star Conference and all-Super Region IV first-team honors... Started all 12 games, pacing the team in receptions (56), receiving yards (1,069) and receiving TDs (13)... Returned 13 punts for 96 yards (7.4 avg) and 3 kickoffs for 75 yards (25.0 avg)... Collected five 100-yard receiving games and two 200-yard contests, becoming the second player in ACU history to post back-to-back 200-yard outings... Set the school record with 232 yards receiving vs. Angelo State, and tied the conference and school mark with 4 TD receptions... As a junior, selected to the first team all-LSC South Division squad and named the division's top receiver... Named honorable mention All-American and all-Southwest Region



first-team by the *Football Gazette*... Broke the Abilene Christian single-season record for TD catches with 17, which also set the conference mark and ranks third all-time in Division II history... Recorded 62 catches for 1,158 yards (18.7), which rank fifth and fourth, respectively, in school annals... Posted four 100-yard receiving games... Played in 9 games as a sophomore, making 8 starts at Tyler Junior College... Led all receivers in the Texas junior college ranks with 11 receiving TDs... Caught 37 passes for 886 yards (23.9 avg)... The 23.9 average led the National Junior College Athletics Association... As a freshman, saw action in 4 games, posting 8 receptions for 137 yards (17.1 avg) and 2 TDs.

PERSONAL: Attended Channelview H.S. in Houston... First-team all-state selection as a senior... General studies major at ACU.

JOHNNY KNOX'S NFL STATISTICS

REGULAR SEASON

Year	Team	GP-GS	Rec	Yds	Avg	Lg	TD	Rush	Yds	Avg	Lg	TD	STT
2009	Chicago	15 - 0	45	527	11.7	68	5	0	0	-	0	0	1
2010	Chicago	16 - 16	51	960	18.8	67	5	1	2	2.0	2	0	0
NFL totals		31 - 16	96	1,487	15.5	68	10	1	2	2.0	2	0	1

Year	Team	KR	Yds	Avg	LG	TD	PR	Yds	Avg	LG	TD
2009	Chicago	32	927	29.0	102	1	1	0	0.0	0	0
2010	Chicago	8	182	22.8	42	0	0	0	-	0	0
NFL totals		40	1,109	27.7	102	1	1	0	0.0	0	0

POSTSEASON

Year	Team	GP-GS	Rec	Yds	Avg	Lg	TD	Rush	Yds	Avg	Lg	TD	STT
2010	Chicago	2 - 2	6	104	17.3	32	0	0	0	-	-	0	0

Year	Team	KR	Yds	Avg	LG	TD	PR	Yds	Avg	LG	TD
2010	Chicago	1	0	0.0	0	0	0	0	-	-	0

SEASON / CAREER / PLAYOFF HIGHS

	2010	Career	Playoff
Receptions.....	6, vs. WAS (10/24).....	6, two times.....	4, vs. SEA (1/16/11)
Receiving Yards.....	120, vs. SEA (10/17).....	Same.....	56, vs. GB (1/23/11)
Longest Reception.....	67, two times.....	68, at GB (9/13/09).....	32, vs. GB (1/23/11)
Receiving TDs.....	2, vs. NYJ (12/26).....	Same.....	None
Kickoff Returns.....	3, at BUF (11/7).....	7, at CIN (10/25/09).....	1, vs. SEA (1/16/11)
Kickoff Return Yards.....	69, at BUF (11/7).....	151, at CIN (10/25/09).....	0, vs. SEA (1/16/11)
Longest Kickoff Return.....	42, at DAL (9/19).....	102, vs. DET (10/4/09).....	0, vs. SEA (1/16/11)

JOHNNY KNOX'S GAME-BY-GAME OFFENSIVE STATS 11-5 Regular Season Starting Record (1-1 Postseason)

2009 CHICAGO BEARS

Date	W/L	Opp.	Rec	Yds	Avg	Long	TD
9/13	L	at GB	2	82	41.0	68	0
9/20	W	PIT	6	70	11.7	22	1
9/27	W	at SEA	1	7	7.0	7	1
10/4	W	DET	5	31	6.2	10	0
10/18	L	at ATL	3	34	11.3	23	1
10/25	L	at CIN	4	42	10.5	16	0
11/1	W	CLE	3	44	14.7	31	0
11/8	L	ARZ	4	30	7.5	10	0
11/12	L	at SF	2	20	10.0	11	0
11/22	L	PHI	2	16	8.0	9	0
11/29	L	at MIN	1	24	24.0	24	1
12/6	W	STL	3	15	5.0	11	0
12/13	L	GB	5	83	16.6	28	1
12/20	L	at BAL	4	29	7.3	15	0
12/28	W	MIN	0	0	0.0	0	0
1/3	W	at DET	INACTIVE				
Totals	0-0		45	527	11.7	68	5

2010 CHICAGO BEARS

Date	W/L	Opp.	Rec	Yds	Avg	Long	TD
9/12*	W	DET	3	52	17.3	32	0
9/19*	W	at DAL	4	86	21.5	59	0
9/27*	W	GB	4	94	23.5	35	0
10/3*	L	at NYG	1	26	26.0	26	0
10/10*	W	at CAR	1	14	14.0	14	0
10/17*	L	SEA	5	120	24.0	67	0
10/24*	L	WAS	6	86	14.3	25	1
11/7*	W	at BUF	3	49	16.3	24	0
11/14*	W	MIN	5	90	18.0	29	0
11/18*	W	at MIA	5	55	11.0	16	0
11/28*	W	PHI	3	68	22.7	34	1
12/5*	W	at DET	3	34	11.3	20	0
12/12*	L	NE	2	16	8.0	19	0
12/20*	W	at MIN	2	78	39.0	67	1
12/26*	W	NYJ	4	92	23.0	40	2
1/2*	L	at GB	0	0	0.0	0	0
Totals	11-5		51	960	18.8	67	5
POSTSEASON							
1/16*	W	SEA	4	48	12.0	18	0
1/23*	L	GB	2	56	28.0	32	0
Totals	1-1		6	104	17.3	32	0

*Denotes Game Started



60 LANCE LOUIS

Ht: 6-3**Wt:** 320**Age:** 26**College:** San Diego State**Bears Season:** 3**NFL Season:** 3**Acquired:** 7th round of the 2009 draft**GUARD**

PRO CAREER: Offensive lineman saw his first NFL action in his second season after being inactive for most of his rookie year... Played in 16 career games, making 4 starts at RG... Made his NFL debut and first career start vs. DET (9/12/10).

CAREER TRANSACTIONS: Drafted in the seventh round (246th overall) by Chicago in the 2009 NFL Draft... Signed 4-year contract with the Bears (5/29/09). **SIGNED through 2012**

2010 SEASON: Saw action in 16 games, including 4 starts to open the season... Appeared in his first NFL game vs. DET (9/12), starting at RG. **GAMES PLAYED-STARTED: 16-4**

PREVIOUS SEASONS: 2009 - Did not appear in a game as a rookie, but did dress for three games... Played in preseason games as a reserve offensive lineman.

COLLEGE: Attended San Diego State University (2004-08) where he played in 39 games (19 starts)... Began his collegiate career as a tight end, but moved to the offensive line prior to the start of his junior season... Played in 19 games at TE and 20 games as an offensive lineman... Sat out the 2006 season to recover from a torn ACL... Posted 15 career catches for 195 yards (13.0 avg) and 1 touchdown... As a senior, moved to RG during fall camp prior to the season... Started 11-of-12 games at RG... Saw action in 8 games on the offensive line as a junior... Made his season debut at RG in the opener against Washington State... Granted a medical redshirt and spent the season recovering from knee surgery... Appeared in 8 games (4 starts) at tight end as a sophomore... Tallied 9 receptions for 131 yards (14.6 avg) and 1 TD... Caught a career-high 5 passes for 93 yards in the season finale at Hawai'i... Missed 4 games due to injury... Hauled in his first career TD against San Jose State... As a freshman, played in 11 games (4 starts), posting at least one catch in the final four games... Finished with 6 receptions for 64 yards (10.7 avg).

PERSONAL: Starred at Landry H.S. in New Orleans... Considered one of the Top-10 tight end prospects by Rivals.com... All-Southwest region honoree... Played on both sides of the ball, tallying 9.0 sacks... Also played basketball... Majored in social science.

LANCE LOUIS' NFL STATISTICS

REGULAR SEASON

GAMES PLAYED-STARTED - 16-4: 2009 (0-0); 2010 (16-4).

POSTSEASON

GAMES PLAYED-STARTED - 2-0: 2010 (2-0).



65 PATRICK MANNELLY

Ht: 6-5**Wt:** 265**Age:** 36**College:** Duke**Bears Season:** 14**NFL Season:** 14**Acquired:** 6th round of the 1998 draft

LONG SNAPPER

PRO CAREER: Enters his 14th NFL season all with the Bears and holds the franchise record for career games played in Chicago (205)... Stands as the second-longest tenured player among active NFL long snappers with their current club... His 137 straight regular season games played leads all current Bears... Stands alongside Olin Kreutz as Chicago's longest tenured players with 13 NFL seasons under their belts... Has handled the snapping duties in all but three games during his NFL career... Contributed to Bears setting an NFL record for most consecutive unblocked punts (920) and games without a blocked punt (180) that covered 13 years and was snapped in 2003... Snapped every punt and kick (PAT and FG) attempt for Chicago from 1998-2000 and 2003-10... Has played in all 16 games 11 times in his career while pulling the trigger on 1,900-of-1,920 long-snap attempts during that time... One of the league's top coverage long snappers, notching 77 career special teams tackles, fourth-most by a Bear since 1995 (Brendon Ayanbadejo, 79; Corey Graham, 82; Adrian Peterson, 110).

CAREER TRANSACTIONS: Entered NFL as a sixth-round selection (189th overall) by Chicago in the 1998 NFL Draft... Signed 6-year contract extension with Bears (2/14/05)... Signed 2-year extension (12/27/10). **SIGNED through 2012**

2010 SEASON: Played in all 16 games for the eighth consecutive year... Tallied 4 special teams tackles... Helped K Robbie Gould make 25-of-30 FG attempts. **GAMES PLAYED-STARTED: 16-0**

PREVIOUS SEASONS: **2009** - Played in all 16 games and was once again Chicago's special teams captain... Helped K Robbie Gould connect on 24-of-28 FG attempts (85.7 percent)... Credited with 2 special teams tackles. **2008** - Saw action in all 16 games and was named Chicago's special teams captain... Bears K Robbie Gould posted the most accurate season in Bears history, connecting on 26-of-29 field goals (89.7%)... Also played a part in P Brad Maynard's NFL-leading 40 punts inside-the-20... Notched 1 special teams tackle. **2007** - Handled the long snapping duties in all 16 games... With his help, kicking game tied for first in the NFC and 2nd in the NFL with 31 field goals made and ranked 4th in the NFC and 7th in the NFL with 126 kicking points... Credited with 4 special teams tackles. **2006** - Competed in all 16 regular season contests and all 3 postseason games as the Bears long snapper... Helped Chicago to 143 kicking points in 2006 (32 field goals, 47 PATs), tops in the NFL... Assisted on 3 special teams tackles during the regular season... Added 2 special teams tackles in the playoffs. **2005** - Played all 16 regular season games and the Divisional Playoff, finishing the year with 5 special teams tackles. **2004** - Snapped every punt and kick attempt in all 16 games while tying for 5th on the team with career-high tying 11 special teams tackles... Tied career-high with 3 special teams tackles vs. PHI (10/3)... Recorded 1 special teams tackle vs. SF (10/31) in 100th career game... Posted 2 special teams tackles at JAX (12/12). **2003** - Performed as Chicago's long snapper in all 16 games and posted 1 special teams tackle... Recovered fumble on special teams in season opener at SF (9/7) and assisted on 1 special teams tackle. **2002** - Served as Chicago's long snapper in 14 games, missing 2 contests due to injury, and ranked 6th on the team by equaling a career-high with 11 special teams tackles... Snapped all punt and kick attempts during Games 1-5 and 8-16; Inactive Games 6-7 due to knee injury suffered during bye-week practice... Tied career-high with 3 special teams tackles at BUF (9/29)... Inactive at DET (10/20) and at MIN (10/27) due to knee injury... Returned to lineup vs. PHI (11/3) and equaled career-high with 3 special teams tackles... Recorded 2 special teams tackles vs. NE (11/20). **2001** - Handled long snapping duties in 15 contests, missing first career game and ending his 51-game streak of snapping every Bears punt and kick attempt... Tied career-high with 3 special teams tackles vs. MIN (9/23) in his 50th NFL game... Suffered sprained ankle during the week leading up to game vs. ARZ (10/14) causing him to be inactive for the first time in his career... Returned to action at CIN (10/21)... Posted 2 special teams tackles at MIN (11/25)... Made postseason debut in Divisional Playoff vs. PHI (1/19/02). **2000** - Snapped every punt and kick attempt in all 16 games for

CHICAGO BEARS PLAYERS

the third consecutive year as the Bears did not have a single punt or kick block... Ranked 10th on team with 6 special teams tackles. **1999** - Snapped every punt and kick attempt in all 16 games while tying for 6th on the team with 8 special teams tackles... Set career-high with 3 special teams tackles at STL (12/26)... Recorded 2 special teams tackles vs. TB (1/2/00). **1998** - One of 4 rookies to play all 16 games for Chicago during the season, snapping every punt and kick attempt... Tied for 6th on team with career-high equaling 11 special teams tackles... Made NFL debut vs. JAX (9/6)... Recorded 2 special teams tackles at ARZ (10/11)... Recorded 2 special teams tackles at GB (12/12).

COLLEGE: Spent 5 years as the long snapper at Duke (1993-97) while starting on the offensive line for the last 2... Performed steadily at LT in 1997 as a fifth-year senior... Took a medical redshirt due to infected lymph nodes after playing 1 game during his senior season in which he was projected as a pre-season All-ACC selection... Established himself as one of ACC's best blockers while starting all 11 games at LG as a junior... Played all 12 games as long snapper and reserve DE as a sophomore, but switched to O-Line following the team's Hall of Fame Bowl appearance... Team's long snapper for all 11 games as a true freshman... Majored in history.

PERSONAL: Atlanta area Lineman-of-the-Year at Marist H.S. in Marietta, GA where he earned 3 letters in football and 2 in basketball... Played in Georgia-Florida all-star game... Began his instruction in the art of long-snapping at the age of 13 from veteran NFL coach and family friend Rod Dowhower (then of the Atlanta Falcons) whose son also attended Marist... Created personal website - www.longsnapper.com -- to provide personal information on himself and instruction on how to become a successful long snapper... The youngest of 2 sons of Jay and Patty... Brother, Bernard, played football at Notre Dame from 1988-92... He and wife, Tamara, the daughter of former Major League Baseball pitcher Tommy John, have 1 daughter... State spokesman for American Lung Association's Athletes and Asthma program.

PATRICK MANNELLY'S NFL STATISTICS

REGULAR SEASON

GAMES PLAYED-STARTED - 205-0: 1998 (16-0); 1999 (16-0); 2000 (16-0); 2001 (15-0); 2002 (14-0); 2003 (16-0); 2004 (16-0); 2005 (16-0); 2006 (16-0); 2007 (16-0); 2008 (16-0); 2009 (16-0); 2010 (16-0).

Special Teams Tackles -- 77: 1998 (11); 1999 (8); 2000 (6); 2001 (9); 2002 (11); 2003 (1); 2004 (11); 2005 (5); 2006 (3); 2007 (4); 2008 (1); 2009 (3); 2010 (4).

POSTSEASON

GAMES PLAYED-STARTED - 7-0: 2001 (1-0); 2005 (1-0); 2006 (3-0); 2010 (2-0).

ALL-TIME NFC NORTH STANDINGS

(since 2002)

	Overall record				Division record				Division Titles
	W	L	T	Pct.	W	L	T	Pct.	
Green Bay	84	60	0	.583	36	18	0	.667	02, 03, 04, 07
BEARS	74	70	0	.514	30	24	0	.556	05, 06, 10
Minnesota	74	70	0	.514	31	23	0	.574	08, 09
Detroit	37	107	0	.257	11	43	0	.204	

2010 NFC NORTH DIVISION STANDINGS

	Overall record				Division record			
	W	L	T	Pct.	W	L	T	Pct.
BEARS	11	5	0	.688	5	1	0	.833
Green Bay	10	6	0	.625	4	2	0	.667
Detroit	6	10	0	.375	2	4	0	.333
Minnesota	6	10	0	.375	1	5	0	.167



69 HENRY MELTON

Ht: 6-3**Age:** 24**Bears Season:** 3**Acquired:** 4th round of the 2009 draft**Wt:** 295**College:** Texas**NFL Season:** 3

DEFENSIVE LINEMAN

PRO CAREER: Emerged as a contributor on the defensive line in his second season in the NFL in 2010 after seeing his rookie season derailed by injury... Played in 16 career games, tallying 17 tackles (9 solo) to go along with 2.5 sacks, 1 PBU, 1 forced fumble and 1 fumble recovery... Also added 6 special teams tackles.

CAREER TRANSACTIONS: Drafted in the fourth round (105th overall) by the Bears in the 2009 NFL Draft... Agreed to a 4-year contract with Chicago (5/29/09). **SIGNED through 2012**

2010 SEASON: Made an immediate impact as a reserve defensive lineman, playing in all 16 games... Saw action at both defensive end and defensive tackle, picking up 17 tackles (9 solo) and 2.5 sacks... Added 1 PBU, 1 forced fumble and 1 fumble recovery... Credited with 6 special teams tackles. **GAMES PLAYED-STARTED: 16-0**

PREVIOUS SEASONS: 2009 - Played in the preseason, but was placed on Injured Reserve (9/5) prior to the season opener.

COLLEGE CAREER: Versatile former running back who switched to defensive end during his career at Texas (2005-08)... Played in 49 games (24 at defensive end and 25 at running back) with 11 starts (10 at DE and 1 at RB)... Registered 40 tackles, 4.0 sacks, 11 TFLs, 20 QB pressures, 3 PBUs, 2 forced fumbles, 2 fumble recoveries and a blocked FG... Tabbed honorable mention all-Big 12 by the league's coaches as a senior... Rushed for 625 yards and 16 TDs on 132 carries (4.7 ypc) during his first two seasons with the Longhorns... Finished his freshman season fifth on the all-time UT freshman list with 10 rushing TDs... As a senior, appeared in all 13 games (10 starts) at defensive end... Tabbed honorable mention all-Big 12 by the league's coaches, posting 29 tackles, 4.0 sacks, 10 TFLs, 17 QB pressures, 2 PBUs, 1 forced fumble, 1 fumble recovery and 1 blocked FG... Added three tackles, including two TFLs, and two QB pressures in UT's 24-21 victory over No. 10 Ohio State in the Fiesta Bowl... As a junior, saw action in 10 games at defensive end after playing on offense his first two seasons... Credited with 11 tackles, 1 TFL, 3 QB pressures, 1 PBU, 1 forced fumble, 1 fumble recovery and 3 special teams stops... During sophomore season, saw action in all 13 games, 12 at RB and 1 on defense... Rushed for 193 yards on 45 carries (4.3 avg) to go along with 6 TDs... Gained 63 yards on a career-high 19 carries with two TDs in his first-career start against Sam Houston State... Played in all 13 games at running back as a freshman... Ran for 432 yards on 87 carries to go along with 10 TDs... His 10 rushing TDs ranked third on UT's all-time freshman list... Tallied three multi-TD games... Scored two TDs and posted 34 yards on 13 carries in the Big 12 Championship Game.

PERSONAL: Four-year letterman at Grapevine H.S.... Second-team All-USA selection by *USA Today* in 2004... An all-district pick as a running back, posting over 800 yards and scoring eight TDs in his final year at Grapevine... Earned all-district 5-5A honors as a junior while rushing for over 800 yards and 12 TDs... Also gained over 800 yards as a sophomore... Lettered his freshman year and scored the game-winning TD in Grapevine's opening-round playoff win over Azle... Competed in track and field as a freshman, sophomore and junior and played baseball as a freshman... Born in Cedar Hill, Texas and also lived in San Diego, Calif. and Yokosuka, Japan as a child... Graduated with a degree in education... His uncle, Ray Crockett, was a two-time all-SWC pick at Baylor (1985-88) and played 14 years in the NFL with Detroit (1989-93), Denver (1994-2000) and Kansas City (2001-02)... His sister, Kameshia, played volleyball at Auburn (2003-04).

CHICAGO BEARS PLAYERS

HENRY MELTON'S NFL STATISTICS

REGULAR SEASON

Year	Team	GP	GS	Tackles				No	Interceptions				Fumbles			Misc.	
				Tot	S	A	Yds		Yds	Lg	TD	PD	FF	FR	Yds	TFL	STT
2009	Chicago																
2010	Chicago	16	0	17	9	8	2.5	6.5	0	0	0	1	1	1	0	0	6
NFL Totals		16	0	17	9	8	2.5	6.5	0	0	0	1	1	1	0	0	6

POSTSEASON

Year	Team	GP	GS	Tackles				No	Interceptions				Fumbles			Misc.	
				Tot	S	A	Yds		Yds	Lg	TD	PD	FF	FR	Yds	TFL	STT
2010	Chicago	2	0	2	2	0	0.0	0.0	0	0	-	0	0	0	0	0	1

SEASON / CAREER / PLAYOFF HIGHS

	2010	Career	Playoff
Tackles.....	4, vs. MIN (11/14)	Same	2, vs. GB (1/23/11)
Solos.....	2, two times	Same	2, vs. GB (1/23/11)
Pass Defenses.....	1, at MIN (12/20)	Same	None

HENRY MELTON'S GAME-BY-GAME DEFENSIVE STATS 0-0 Regular Season Starting Record (0-0 Postseason Record)

2009 CHICAGO BEARS

Placed on Injured Reserve prior to the start of the season

2010 CHICAGO BEARS

Date	W/L	Opp.	Tkls-S	TFL	PD	INT-Yds	Sk-YL
9/12	W	DET	0-0	0	0	0-0	0-0
9/19	W	at DAL	0-0	0	0	0-0	0-0
9/27	W	GB	1-0	0	0	0-0	0-0
10/3	L	at NYG	0-0	0	0	0-0	0-0
10/10	W	at CAR	1-1	0	0	0-0	0-0
10/17	L	SEA	3-1	0	0	0-0	0-0
10/24	L	WAS	2-1	0	0	0-0	0-0
11/7	W	at BUF	2-0	0	0	0-0	0-0
11/14	W	MIN	4-1	0	0	0-0	1-0
11/18	W	at MIA	2-2	0	0	0-0	1-5
11/28	W	PHI	1-1	0	0	0-0	0-0
12/5	W	at DET	0-0	0	0	0-0	0-0
12/12	L	NE	1-0	0	0	0-0	0-0
12/20	W	at MIN	0-0	0	1	0-0	0-0
12/26	W	NYJ	0-0	0	0	0-0	0-0
1/2	L	at GB	0-0	0	0	0-0	0.5-1.5
Totals	0-0		17-9	0	1	0-0	2.5-6.5
POSTSEASON							
1/16	W	SEA	0-0	0	0	0-0	0-0
1/23	L	GB	2-0	0	0	0-0	0-0
Totals	0-0		2-0	0	0	0-0	0-0

BEARS LEADING TACKLERS

(Since 1998)

Year	Name	Pos	Tackles	Year	Name	Pos	Tackles
2010	Brian Urlacher	LB	146	2003	Brian Urlacher	LB	153
2009	Lance Briggs	LB	147	2002	Brian Urlacher	LB	214
2008	Lance Briggs	LB	136	2001	Brian Urlacher	LB	148
2007	Brian Urlacher	LB	158	2000	Brian Urlacher	LB	165
2006	Brian Urlacher	LB	185	1999	Barry Minter	LB	149
2005	Brian Urlacher	LB	171	1998	Marty Carter	SS	159
2004	Lance Briggs	LB	168				



30 D.J. MOORE

Ht: 5-9**Wt:** 180**Age:** 24**College:** Vanderbilt**Bears Season:** 3**NFL Season:** 3**Acquired:** 4th round of the 2009 draft

CORNERBACK

PRO CAREER: Appeared in 19 games, playing primarily as the Bears nickelback... Totaled 44 tackles (29 solo), 4 INTs, 1.0 sack, 3 PBUs, 3 TFLs and 1 forced fumble... Collected 1 INT return for a TD... Credited with 1 special teams stop... Made his NFL debut at SF (11/12/09)... Made his only career NFL start in the Bears NFC Divisional Game win vs. SEA (1/16/11)... Posted 13 tackles (9 solo) in two playoff game appearances.

CAREER TRANSACTIONS: Drafted in the fourth round (119th overall) by Chicago in the 2009 NFL Draft... Signed a 4-year deal (5/29/09). **SIGNED through 2012**

2010 SEASON: Saw action in all 16 games, finishing third on the team in INTs (4) and fourth in the NFL in INT return average (23.8)... Notched 44 tackles (29 solo) to go along with 1.0 sack, 3 TFLs, 3 PBUs and 1 fumble recovery... Posted his first career 2-INT game at DAL (9/19), the first two INTs of his career... Tied for third on the team with 13 tackles (9 solo) in the playoffs, making 1 start. **GAMES PLAYED-STARTED: 16-0**

PREVIOUS SEASONS: 2009 - Played in 3 games, mostly on special teams... Posted 1 special teams tackle.

COLLEGE CAREER: Played in 37 games (34 starts) in his three years at Vanderbilt (2006-08)... Saw action at cornerback, wide receiver, running back, quarterback, punt returner and kickoff returner over the course of his career... Named an All-American by the *Associated Press*, *The Sporting News*, SI.com and Rivals.com as a junior... Honored as first-team all-SEC by the AP as both a sophomore and a junior... Credited with 178 tackles (120 solo) to go along with 13 INTs, 6.5 TFLs, 2.0 sacks, 1 forced fumble, 4 fumble recoveries and 19 PBUs... Returned 17 punts for 244 yards (14.4 avg) and 55 kickoffs for 1,256 yards (22.8 avg)... Caught 7 passes for 143 yards (20.4 avg) and 2 TDs and rushed for 154 yards on 15 carries (10.3 avg)... As a junior, was an All-American cornerback by the *Associated Press*, *The Sporting News*, SI.com and Rivals.com... Unanimous first-team all-SEC pick by both the writers and coaches... Led the team in interceptions (6) and PBUs (7) while adding 58 tackles, 4.5 TFLs, and 1.0 sack... Rushed for 76 yards on 9 carries and posted 7 receptions for 143 yards and 2 TDs... Earned Walter Camp Foundation National Defensive Player of the Week honors for two-INT performance at Kentucky, a game in which he posted his first two career catches, both for TDs... As a sophomore, named first-team all-SEC by the Associated Press and second-team all-SEC by the coaches... Received Vanderbilt's postseason Defensive Secondary MVP Award... Finished with 6 interceptions, tied for the most in the SEC... Led the team with 63 solo tackles and ranked second with 83 total tackles and 10 PBUs... Added 2.0 TFLs and 1.0 sack... Set a team record with 823 kickoff return yards, averaging 25.7 yards per return... Posted seven returns of 40 yards or more... Rushed for 78 yards on 6 carries... Named to all-SEC Freshman squad by coaches in 2006... Credited with 37 tackles (27 solo) and led the team with 3 fumble recoveries... Tallied 1 INT and 2 PBUs... Returned 2 kickoff returns for 26 yards (13.0 avg).

PERSONAL: Four-year varsity player for Broome (Spartanburg, SC) H.S.... Started on offense (WR) and defense (DB)... Named AA Special Teams Player of the Year and Region 2-2A Player of the Year... Two-time all-state at WR... As senior, had 48 receptions for 896 yards and 14 TDs... Lone rush went for 84-yard TD... Tallied three TDs on punt returns... Totaled 39 tackles and six INTs on defense... Helped squad to 2004 state title, earning MVP honors in championship game... Three-time all-state in basketball, helping squad to state title as junior... Averaged 15 points, 10 rebounds and five assists as senior... State champion as high jumper in track and field.

D.J. MOORE'S NFL STATISTICS**REGULAR SEASON**

		Tackles							Interceptions					Fumbles			Misc.	
Year	Team	GP	GS	Tot	S	A	Sk	Yds	No	Yds	Lg	TD	PD	FF	FR	Yds	TFL	STT
2009	Chicago	3	0	0	0	0	0.0	0.0	0	0	0	0	0	0	0	0	0	1
2010	Chicago	16	0	44	29	15	1.0	9.0	4	95	54t	1	3	1	0	0	3	0
NFL Totals		19	0	44	29	15	1.0	9.0	4	95	54t	1	3	1	0	0	3	1

POSTSEASON

Year	Team	GP	GS	Tackles				Yds	No	Interceptions				PD	Fumbles			Misc.	
				Tot	S	A	Sk			Yds	Lg	TD	PD		FF	FR	Yds	TFL	STT
2010	Chicago	2	1	13	9	4	0.0	0.0	0	0	-	-	0	0	0	0	0	0	0

SEASON / CAREER / PLAYOFF HIGHS

	2010	Career	Playoff
Tackles.....	7, vs. GB (9/27)	Same	8, vs. SEA (1/16/11)
Solos.....	5, two times	Same	5, vs. GB (1/23/11)
Interceptions.....	2, at DAL (9/19)	Same	None
Longest INT Return.....	54t, vs. WAS (10/24)	Same	None
Pass Defenses.....	1, three times	Same	None

AND THE AWARD GOES TO...

The Bears earned five NFC Player of the Week honors in 2010 and two NFC Player of the Month selections during the year.

2010 BEARS AWARD WINNERS**NFC DEFENSIVE PLAYER OF THE MONTH**

Julius Peppers - November: Recorded four sacks, tied for second in the NFL. 29 yards in losses off those sacks were tops in the NFC and tied for fourth in the NFL. Added 13 tackles, deflected a pass that led to an interception and two additional tackles for losses.

Brian Urlacher - December/January: Led the NFC with 49 tackles. Added 1.5 sacks, a forced fumble and three passes defensed.

NFC OFFENSIVE PLAYER OF THE WEEK

Matt Forte - Week 1 vs. DET: Totaled 201 yards from scrimmage (50 rushing and 151 receiving), including two touchdown grabs (89 and 28 yards). 151 receiving yards are second-most in franchise history for a running back. 89-yard touchdown is the longest play from scrimmage by a Bears running back.

Jay Cutler - Week 12 vs. PHI: Completed 14 of 21 passing attempts for 247 yards and four touchdowns en route to a career-high 146.2 passer rating. The four touchdown passes tied a career high for Cutler, who now has three such games as a member of the Bears, tied for second most in franchise history.

NFC DEFENSIVE PLAYER OF THE WEEK

Julius Peppers - Week 11 at MIA: Registered three sacks and deflected a pass that was intercepted by CB Charles Tillman in 16-0 shutout at Miami. Three sacks tied a career high for Peppers. It was his eighth three-sack contest of his career, most in the NFL since 2002.

NFC SPECIAL TEAMS PLAYER OF THE WEEK

Devin Hester - Week 10 vs. MIN: Totaled 147 return yards (100 kickoff and 47 punt) on four returns (36.8 ypr). Added 38 receiving yards and a touchdown on offense. Had 47 punt return yards on two returns, including long of 42.

Devin Hester - Week 15 at MIN: Totaled 146 return yards (79 kickoff and 67 punt), including a 64-yard punt return TD. It was the 14th kick return TD of his career, a new NFL record, and the 10th punt return TD, tying an NFL record. Hester added two receptions for 23 yards and another touchdown.



31 JOSHUA MOORE

Ht: 5-11

Age: 22

Bears Season: 2

Acquired: 5th round of the 2010 draft

Wt: 183

College: Kansas State

NFL Season: 2

CORNERBACK

PRO CAREER: Cornerback saw time on the Bears' special teams unit as a rookie... Appeared in 3 games, recording 1 special teams tackle... Made his NFL debut vs. WAS (10/24/10).

CAREER TRANSACTIONS: Drafted in the fifth round (141st overall) of the 2010 NFL Draft (4/24/10)... Signed a four-year contract with Chicago (5/18/10). **SIGNED through 2013**

2010 SEASON: Appeared in 3 games for Chicago... Credited with 1 special teams tackle. **GAMES PLAYED-STARTED: 3-0**

COLLEGE CAREER: Played in 37 games at Kansas State (2006-09), collecting 175 tackles (115 solo)... Finished his collegiate career with 6 INTs, 2.0 sacks and 12.0 TFLs, while forcing a fumble and recovering a fumble... Collected 34 PBUs as well... Two-time all-Big 12 honorable mention (coaches)... As a senior, earned honorable mention all-Big 12 accolades from the league's coaches, finishing second on the team with 64 tackles (45 solo)... Finished the regular season sixth in the Big 12 and tied for 28th nationally in PBUs (13)... Recorded 1.5 sacks and 4.5 TFLs... Also forced a fumble... As a sophomore, started all 12 games and led the team in tackles with a career-high 76 (53 solo) stops... Finished with 3 INTs, 15 PBUs and a fumble recovery... Added 0.5 sack and 5.0 TFLs... Earned a spot on the all-Big 12 team as an honorable mention... Redshirted during the 2007 season... Played in all 13 games as a true freshman, starting the final 5 games of the season... Honored with freshman all-Big 12 and honorable mention All-America accolades from The Sporting News... Finished with 35 tackles (17 solo), including 2.5 TFLs... Also had an INT and tied for second on the squad with 6 PBUs.

PERSONAL: Attended Blanche Ely H.S., where he was named first-team all-Broward County by the Miami Herald as a senior... Also earned all-area honors as a junior and was named team most valuable player in 2004.

JOSHUA MOORE'S NFL STATISTICS

Year	Team	Tackles							Interceptions					Fumbles			Misc.	
		GP	GS	Tot	S	A	Sk	Yds	No	Yds	Lg	TD	PD	FF	FR	Yds	TFL	STT
2010	Chicago	3	0	0	0	0	0.0	0.0	0	0	-	-	0	0	0	0	0	1



91 AMOBI OKOYE

Ht: 6-2**Wt:** 292**Age:** 24**College:** Louisville**Bears Season:** 1**NFL Season:** 5**Acquired:** Waived free agent in 2011 (HOU)

DEFENSIVE TACKLE

PRO CAREER: In 4 seasons in Houston (2007-10), started 58-of-62 contests played... Registered 138 tackles, 11 sacks, 2 forced fumbles, 2 fumble recoveries and 5 passes defended... 11 sacks are tied for fifth most in Texans history... Owns Texans team rookie sack record with 5.5 in 2007.

HONORS AND AWARDS: 2007 - NFL Defensive Rookie of the Month (9/07), PFW/PFWA All-Rookie Team.

CAREER TRANSACTIONS: Entered NFL as a first-round pick (10 th overall) by the Houston Texans in the 2007 NFL Draft... Signed 6-year contract with Houston (7/27/07)... Released by Texans (7/30/11)... Signed 1-year contract with Chicago (7/30/11). **SIGNED through 2011**

2010 SEASON: Led the Texans defensive line with 44 tackles... Added 3 sacks and 1 fumble recovery... Started all 16 contests for second consecutive season at DT. **GAMES PLAYED-STARTED: 16-16**

PREVIOUS SEASONS: **2009** - Recorded 38 tackles, 1.5 sacks and 3 passes defended... Started all 16 contests at DT. **2008** - Started 12 of 14 games played at DT... Registered 24 tackles, 1 sack, 1 forced fumble and 1 fumble recovery. **2007** - Saw action in all 16 games with 14 starts at DT as a rookie... Garnered 32 tackles, career-high 5.5 sacks for 33.5 yards and 1 forced fumble... Started first NFL game vs. KC (9/9)... Earned NFL Defensive Rookie of the Month in September after recording 4 sacks, 1 forced fumble and 1 tackle for a loss in 4 contests.

COLLEGE: In four seasons at Louisville (2003-06), played in 48 games, with 24 starts... Collected 121 tackles (68 solos), 10.5 sacks and 23 stops for losses... Youngest athlete to appear in a collegiate game in 2003 at age 16... Unanimous All-Big East Conference first-team choice in 2006... Graduated with a degree in psychology.

PERSONAL: Visited Nigeria along with Israel Idonije and other NFL players in the spring of 2008 to donate medical supplies and hand out scholarships... Attended Robert E. Lee (Huntsville, Ala.) High School... Took up football as a sophomore... Started 13 games on the defensive line as a 13-year old and played both ways, earning honorable mention all-state honors as a junior... Three-year letter winner, logged 60 tackles and nine sacks, picking up first-team all state honors on both sides of the ball as a senior... Born in Anambra, Nigeria and moved to the United States as a preteen... Tested into the ninth grade as a 12-year-old when his family moved to Huntsville from Nigeria.



AMOBI OKOYE'S NFL STATISTICS

REGULAR SEASON

Year	Team	GP	GS	Tackles				Yds	Interceptions					Fumbles			Misc.	
				Tot	S	A	Sk		No	Yds	Lg	TD	PD	FF	FR	Yds	TFL	STT
2007	Houston	16	14	32	23	9	5.5	33.5	0	0	0	0	0	1	0	0	N/A	0
2008	Houston	14	12	24	15	9	1.0	13.0	0	0	0	0	2	1	1	0	N/A	0
2009	Houston	16	16	38	26	12	1.5	8.0	0	0	0	0	3	0	0	0	N/A	0
2010	Houston	16	16	44	27	18	3.0	27.0	0	0	0	0	0	0	1	0	N/A	0
NFL totals		62	58	138	91	48	11.0	81.5	0	0	0	0	5	2	2	0	N/A	0

SEASON / CAREER / PLAYOFF HIGHS

	2010	Career	Playoff
Tackles.....	6, vs. KC (10/17)	Same	None
Sacks.....	1, three times	2, vs. CAR (9/16/07)	None
Forced Fumbles.....	None	1, two times	None
Fumble Recoveries.....	1, at OAK (10/3)	1, two times	None

AIR MILES

Planning to follow the Bears on the road? The following is a list of the round-trip air miles between Chicago's O'Hare Airport and the cities they will visit during the 2011 season:

Denver Broncos.....	1,802
Detroit Lions.....	470
Green Bay Packers.....	322
Minnesota Vikings (Minneapolis).....	668
New Orleans Saints.....	1,674
New York Giants (Newark).....	1,438
Oakland Raiders.....	3,670
Philadelphia Eagles.....	1,356
Tampa Bay Buccaneers (London).....	7,900
Tennessee Titans (Nashville).....	818

This year's total..... 20,118

2011 total..... 20,118

2010 total..... 12,581

Totals include pre-season; the 1997 total includes the pre-season game in Dublin, Ireland. Dublin is 8,466 round-trip air miles from O'Hare.

*2002 total includes nine flights to Champaign for home games.

2009 total.....	14,324
2008 total.....	10,664
2007 total.....	16,802
2006 total.....	13,790
2005 total.....	9,356
2004 total.....	10,226
2003 total.....	16,890
2002 total*.....	12,763
2001 total.....	9,314
2000 total.....	12,560
1999 total.....	13,796
1998 total.....	12,140
1997 total.....	21,482
1996 total.....	11,862
1995 total.....	8,682



68 FRANK OMIYALE

Ht: 6-4 **Wt:** 315
Age: 28 **College:** Tennessee Tech
Bears Season: 3 **NFL Season:** 7
Acquired: Unrestricted free agent in 2009 (CAR)

TACKLE/GUARD

PRO CAREER: Versatile offensive lineman that can play either guard or tackle... Has played in 43 games, including 29 starts in six seasons in the NFL... Played in all 32 games with the Bears over the course of the 2009 and 2010 seasons... Split his first four years in the league between Atlanta (2005-06) and Carolina (2007-08)... Started both postseason contests with Chicago in 2010.

CAREER TRANSACTIONS: Selected by Atlanta in the fifth round (163rd overall) of the 2005 NFL Draft (4/24/05)... Waived by Atlanta (9/1/07)... Claimed off waivers by Carolina (9/2/07)... Signed by Chicago to 4-year contract (2/27/09). **SIGNED through 2012**

2009 SEASON: Started all 16 games for the first time in his career (2 at RT, 14 at LT)... Helped block for a 1,000-yard rusher for the first time in his career... One of two offensive linemen to start every game, including both postseason contests.

GAMES PLAYED-STARTED: 16-16

PREVIOUS SEASONS: **2009** - Played in all 16 games for the first time in his career, making 12 starts at left guard... Began the season as a starter, saw action in four games as a reserve and then started the final six games... Helped protect Jay Cutler as he threw for the second-highest passing mark in franchise history (3,666 yards). **2008** - Appeared in 10 games for the Panthers, making 1 start at LT... Part of an offensive line that gave up a franchise-single-season-low 20 sacks... Saw action on special teams over the course of the year... Made his first NFL start vs. KC (10/5) and helped Carolina rush for 205 yards and 2 TDs while not allowing a sack. **2007** - Spent the season on the Panthers active roster but was inactive for all 16 games. **2006** - Appeared in his first NFL game vs. PIT (10/22), but was inactive for the other 15 contests. **2005** - Was inactive for all 16 games.

COLLEGE: Appeared in 37 games with 35 starts as a three-year starter at Tennessee Tech... As a senior, earned first-team all-Ohio Valley Conference honors after starting every game at LT and allowing only three sacks... Contributed to an offensive line that helped produce 389.4 yards of total offense per game... As a junior, started every game at LT and allowed only one sack... Part of an offensive unit that generated 347.5 yards of offense per game... Saw action in every game as a sophomore and demonstrated his versatility by starting 6 games at LT and 6 games at RT... Played in two games as a freshman before suffering a knee injury that sidelined him for the remainder of the season.

PERSONAL: Attended Whites Creek (Tenn.) H.S. ... Majored in marketing at Tennessee Tech.

FRANK OMIYALE'S NFL STATISTICS

REGULAR SEASON

GAMES PLAYED-STARTED -- 43-29: 2006 ATL (1-0); 2008 CAR (10-1); 2009 CHI (16-12); 2010 CHI (16-16)

POSTSEASON

GAMES PLAYED-STARTED - 2-2: 2010 (2-2).



90 JULIUS PEPPERS

Ht: 6-7**Wt:** 287**Age:** 31**College:** North Carolina**Bears Season:** 2**NFL Season:** 10**Acquired:** Unrestricted free agent in 2010 (CAR)

DEFENSIVE END

PRO CAREER: Six-time Pro Bowler enters his second season in Chicago after spending 8 seasons with Carolina (2002-09)... Ranks third in the NFL in sacks (89.0) and leads all defensive lineman in INTs (8) since he entered the league in 2002... Collected 32 forced fumbles, 47 PBUs and 7 fumble recoveries... Started 136-of-138 career games played... Ranks second in NFL history in blocked kicks (9) since it became an official stat in 1992... Reached double-digit sacks in six of his nine seasons... Posted 19 career multi-sack games and eight 3-sack games... Totaled 3 career return TDs (2 INTs and 1 fumble)... All-time Panthers leader in sacks, forced fumbles and blocked kicks... One of eight players in NFL history to record 10 or more sacks in 4 of his first 5 seasons... Utilized as a wideout in goal-line situations on offense in 2004 and 2005... Second overall selection in the 2002 NFL Draft, which was the highest player ever been selected in Panthers history... Started all 10 career playoff games, tallying 32 tackles (24 solo), 2.0 sacks, 1 INT, 3 PBUs and 1 forced fumble.

HONORS & AWARDS: 2010 - Pro Bowl; First-team All-Pro (*AP*); All-Pro (*The Sporting News*, *Sports Illustrated*); All-NFL (*Pro Football Weekly*); NFC Defensive Player of the Month (11/10); NFC Defensive Player of the Week (11/18). 2009 - Pro Bowl; NFC Defensive Player of the Week (11/1); All-Decade team (*AP*). 2008 - Pro Bowl; NFC Defensive Player of the Week at OAK (11/9/08). 2006 - Pro Bowl; NFC Defensive Player of the Month (10/06); NFC Defensive Player of the Week (11/13). 2005 - Pro Bowl. 2004 - Pro Bowl; First-team All-Pro (*AP*, *College and Pro Football Weekly*, *Football Digest*); All-Pro (*The Sporting News*); All-NFL (*Pro Football Weekly*); All-NFC (*Pro Football Weekly*); NFC Defensive Player of the Year (NFL Alumni, Kansas City 101 Club); NFC Defensive Player of the Month (11/04). 2002 - NFL Defensive Rookie of the Year (*AP*, *Sports Illustrated*, *Pro Football Weekly* and *Football Digest*); All-Rookie (*Pro Football Weekly*); NFL Rookie of the Month (10/02).

2010 SEASON: Consensus All-Pro started all 16 games for the sixth time in his career... Led the team in QB pressures (23) and tied for the team lead in sacks (8.0) and forced fumbles (3)... Led all defensive lineman with 50 tackles and 6 TFLs... One of two defensive lineman in the league to grab 2 INTs... Added 7 PBUs... Started both postseason contests, collecting 4 tackles (3 solo) and 4 QB pressures. **GAMES PLAYED-STARTED:** 16-16

CAREER TRANSACTIONS: Selected by Carolina in the 1st round (2nd overall) of the 2002 Draft (4/20/02)... Designated as franchise player by Carolina (2/19/09)... Signed 6-year contract with Chicago (3/5/10). **SIGNED THROUGH 2015**

PREVIOUS SEASONS: 2009 - En route to his fifth career Pro Bowl selection, posted 55 tackles (35 solo) and 10.5 sacks... Added 5 forced fumbles, 1 fumble recovery, 2 INTs and 4 PBUs... Also scored his third career defensive TD, a 13-yard INT return... Started 14 of 16 games played... Collected back-to-back multi-sack games. 2008 - Started all 16 games and led Carolina with a career-high 14.5 sacks to go along with 63 tackles (41 solo), 5 forced fumbles and 7 PBUs... The 14.5 sacks tied for the second-highest single-season total in team history... Tallied two tackles and one quarterback hurry in the Panthers playoff game vs. ARZ (1/10/09). 2007 - Started first 14 games of the season before being placed on injured reserve with a knee injury (12/26/07)... Totaled 55 tackles (37 solo), 2.5 sacks, 3 forced fumbles, 2 fumble recoveries, 1 INT and 3 PBUs... Blocked two field goals on special teams to match team single-season record. 2006 - Started all 16 games, finishing with 75 tackles (61 solo), 13.0 sacks, 3 forced fumbles, 2 fumble recoveries and 6 PBUs... Blocked two field goals on special teams to set a Panthers single-season record... Led team in sacks and paced the defensive line in tackles... His 13 sacks tied for second in the NFC... Posted at least one sack in five straight games, which matched the longest streak of his career... Became the first player in franchise history to break the 50.0 sack mark for a career... Produced two games with three sacks. 2005 - Started all 16 games for the third consecutive season... Totaled 70 tackles (46 solo), 10.5 sacks,



CHICAGO BEARS PLAYERS

PEPPERS

34 quarterback hurries, a forced fumble, a fumble recovery and 4 PBUs... Blocked a field goal on special teams, the third of his career... Produced two games with three sacks... Helped Panthers lead NFC with a team-record 42 takeaways and a plus-16 turnover differential... Started all three postseason games, registering 12 tackles, 1.0 sack, a forced fumble and 1 PBU... Became the second player in NFL history to record at least 3.0 sacks and block a field goal in the same game (vs. DAL, 12/24)...The blocked kick was the third of his career and broke the team record. **2004** - Started all 16 games, generating 85 tackles (63 solo), 11.0 sacks, 2 INTs – including one returned for a TD - 4 forced fumbles and a fumble recovery that he turned for a TD... Led team in sacks, forced fumbles and INT return yards...Led defensive line in tackles... Collected 143 INT return yards, the most in a single season in NFL history... Posted 203 total return yards (143 INT, 60 fumble), the highest mark by a defensive lineman since the AFC-NFC merger... Blocked a field goal on special teams... Established career highs in tackles and interceptions... Interception return for a touchdown and fumble return for a score made him the first defensive player in team history to score two touchdowns in a single season... Became second defensive lineman in team history to record two interceptions... Utilized as a tight end in goal line situations on offense and had two passes thrown to him but did not have a reception... Set the team mark for longest INT return in franchise history with 97-yard return... Became first defensive player in franchise history to score 2 TDs in the same season. **2003** - Led team with 32 QB hurries and ranked second with 7.0 sacks... Collected 65 tackles (48 solo), 3 forced fumbles and 6 PBUs... Started all 16 games... Blocked a field goal on special teams...Member of defensive line that ranked second in the NFL with 32.5 sacks... Started all four postseason contests and led team with 14 QB hurries while adding an INT, 1.0 sack, 14 tackles and 2 PBUs. **2002**: Starter in all 12 games he played...Led the Panthers and ranked second among NFL rookies with 12 sacks... Credited with 54 tackles, 1 INT, 5 forced fumbles and 4 PBUs ... His 12 sacks ranked second among rookies, fourth in the NFC and were the most ever registered by a Carolina defensive lineman... Sack total also tied him for fifth all-time among NFL rookies... Posted two 3.0-sack games, matching the NFL record for most 3.0-sack games by a rookie... Amassed at least two sacks in three contests to equal the rookie record for multi-sack games in a season... Part of only defensive end duo in the NFL to each register at least 10 sacks during the season... Suspended for the final four games of the season by the NFL for violating the banned substance policy... Tallied 3.0 sacks vs. DET (9/15) and at DAL (10/13), the most ever for a Panthers rookie which tied a team record.

COLLEGE: Left University of North Carolina in 2001 following a junior campaign in which he won the Lombardi Award, given to the nation's top lineman, and the Chuck Bednarik Award, given to the nation's best overall defensive player... Finalist for the Nagurski Award, an honor awarded by the Football Writers Association to college football's best defensive player... In only three seasons, he started 33 of the 34 games he played...Ranked second all-time in Tar Heels history with 30.5 sacks...Accumulated 53 stops behind the line of scrimmage, 167 tackles, five interceptions, two fumble recoveries, five forced fumbles, 13 passes defensed and 42 quarterback pressures...Returned two of his interceptions and one of his fumble recoveries for touchdowns.

PERSONAL: Attended Southern Nash (NC) HS...Majored in Afro-American Studies at North Carolina.



JULIUS PEPPERS' NFL STATISTICS

REGULAR SEASON

Year	Team	GP	GS	Tackles				Yds	Interceptions				Fumbles				TFL
				Tot	S	A	Sk		No	Yds	Lg	TD	PD	FF	FR	Yds	
2002	Carolina	12	12	54	37	17	12.0	78.0	1	21	21	0	4	5	0	0	n/a
2003	Carolina	16	16	65	48	17	7.0	39.0	0	0	-	0	6	3	0	0	n/a
2004	Carolina	16	16	85	63	22	11.0	71.0	2	143	97	1	6	4	1	60	n/a
2005	Carolina	16	16	70	46	24	10.5	61.5	0	0	-	0	4	1	1	10	n/a
2006	Carolina	16	16	75	61	14	13.0	89.0	0	0	-	0	6	3	2	0	n/a
2007	Carolina	14	14	55	37	18	2.5	22.5	1	0	0	0	3	3	2	0	n/a
2008	Carolina	16	16	63	41	22	14.5	85.5	0	0	-	0	7	5	0	0	n/a
2009	Carolina	16	14	55	35	20	10.5	52.5	2	13	13t	1	4	5	1	0	n/a
2010	Chicago	16	16	50	33	17	8.0	54.0	2	1	1	0	7	3	0	0	6
NFL totals		138	136	572	401	171	89.0	550.0	8	178	97	2	47	32	7	70	n/a

ADDITIONAL STATS: Touchdowns - 3: 46-yd INT return vs. TB (11/28/04); 60-yd fumble return at ATL (12/18/04); 13-yd INT return at ARZ (11/1/09). Blocked Kicks - 9.

POSTSEASON

Year	Team	GP	GS	Tackles					Yds	Interceptions					PD	Fumbles		
				Tot	S	A	Sk			No	Yds	Lg	TD	FF		FR	Yds	
2003	Carolina	4	4	14	8	6	1.0	10.0		1	34	34	0	2		0	0	0
2005	Carolina	3	3	12	11	1	1.0	9.0		0	0	-	-	1		1	0	0
2008	Carolina	1	1	2	2	0	0.0	0.0		0	0	-	-	0		0	0	0
2010	Chicago	2	2	4	3	1	0.0	0.0		0	0	-	-	0		0	0	0
Postseason		10	10	32	24	8	2.0	19.0		1	34	34	0	3		1	0	0

SEASON / CAREER / PLAYOFF HIGHS

	2010	Career	Playoff
Tackles.....	6, at CAR (10/10)	9, two times	6, two times
Solos.....	4, two times	8, two times	5, at SEA (1/22/06)
Sacks.....	3, at MIA (11/18)	3, eight times	1, two times

JULIUS PEPPERS GAME-BY-GAME DEFENSIVE STATS 77-59 Regular Season Starting Record (6-4 Postseason)

2002 CAROLINA PANTHERS

Date	W/L	Opp.	Tkls-S	TFL	PD	INT-Yds	Sk-YL
09/08*	W	BAL	1-0	n/a	2	0-0	0-0
09/15*	W	DET	7-7	n/a	1	0-0	3-15
09/22*	W	at MIN	3-1	n/a	0	0-0	0-0
09/29*	L	at GB	3-2	n/a	0	0-0	0-0
10/06*	L	ARZ	6-3	n/a	0	0-0	0-0
10/13*	L	at DAL	4-4	n/a	0	1-21	3-29
10/20*	L	at ATL	6-5	n/a	0	0-0	1-8
10/27*	L	TB	9-4	n/a	0	0-0	2-13
11/10*	L	NO	4-2	n/a	0	0-0	1-3
11/17*	L	at TB	4-3	n/a	0	0-0	1-0
11/24*	L	ATL	4-3	n/a	0	0-0	0-0
12/01*	W	at CLE	3-3	n/a	1	0-0	1-10
12/08	W	CIN	SUSPENDED				
12/15	L	at PIT	SUSPENDED				
12/22	W	CHI	SUSPENDED				
12/29	W	at NO	SUSPENDED				
Totals	4-8		54-37	n/a	4	1-21	12-78

2003 CAROLINA PANTHERS

Date	W/L	Opp.	Tkls-S	TFL	PD	INT-Yds	Sk-YL
09/07*	W	JAX	4-4	n/a	0	0-0	1-8
09/14*	W	at TB	0-0	n/a	0	0-0	0-0
09/28*	W	ATL	3-3	n/a	0	0-0	0-0
10/05*	W	NO	4-3	n/a	0	0-0	0-0
10/12*	W	at IND	1-0	n/a	1	0-0	0-0
10/19*	L	TEN	5-5	n/a	0	0-0	1-12
10/26*	W	at NO	5-4	n/a	0	0-0	0-0
11/02*	L	at HOU	7-4	n/a	0	0-0	0-0
11/09*	W	TB	5-4	n/a	0	0-0	0-0
11/16*	W	WAS	2-0	n/a	1	0-0	0-0
11/23*	L	at DAL	6-5	n/a	0	0-0	1-0
11/30*	L	PHI	4-2	n/a	0	0-0	0-0
12/07*	L	at ATL	7-5	n/a	2	0-0	1-8
12/14*	W	at ARZ	5-4	n/a	0	0-0	1-4
12/21*	W	DET	4-3	n/a	1	0-0	1-0
12/28*	W	at NYG	3-2	n/a	1	0-0	1-7
Totals	11-5		65-48	n/a	6	0-0	7-39

POSTSEASON

01/03	W	DAL	2-1	n/a	0	1-34	0-0
01/10	W	at STL	6-4	n/a	2	0-0	1-10
01/18	W	at PHI	1-1	n/a	0	0-0	0-0
02/01	L	NE	5-2	n/a	0	0-0	0-0

CHICAGO BEARS PLAYERS

2004 CAROLINA PANTHERS

Date	W/L	Opp.	Tkls-S	TFL	PD	INT-Yds	Sk-YL
09/13*	L	GB	8-6	n/a	0	0-0	0-0
09/19*	W	at KC	8-6	n/a	0	0-0	2-6
10/03*	L	ATL	4-3	n/a	0	0-0	0-0
10/10*	L	at DEN	7-6	n/a	1	1-97	0-0
10/17*	L	at PHI	5-5	n/a	1	0-0	0-0
10/24*	L	SD	5-4	n/a	0	0-0	0-0
10/31*	L	at SEA	4-3	n/a	0	0-0	0-0
11/07*	L	OAK	6-4	n/a	0	0-0	2-3
11/14*	W	at SF	6-4	n/a	1	0-0	2-20
11/21*	W	ARZ	6-4	n/a	1	0-0	2-19
11/28*	W	TB	5-3	n/a	0	1-46	1-6
12/05*	W	at NO	2-2	n/a	0	0-0	0-0
12/12*	W	STL	5-3	n/a	0	0-0	1-4
12/18*	L	at ATL	5-3	n/a	1	0-0	0-0
12/26*	W	at TB	2-2	n/a	0	0-0	0-0
01/02*	L	NO	7-5	n/a	1	0-0	1-13
Totals	7-9		85-63	n/a	6	2-143	11-71

2005 CAROLINA PANTHERS

Date	W/L	Opp.	Tkls-S	TFL	PD	INT-Yds	Sk-YL
09/11*	L	NO	7-4	n/a	0	0-0	0-0
09/18*	W	NE	3-1	n/a	0	0-0	0-0
09/25*	L	at MIA	5-3	n/a	1	0-0	0-0
10/03*	W	GB	5-3	n/a	0	0-0	0-0
10/09*	W	at ARZ	4-3	n/a	1	0-0	0-0
10/16*	W	at DET	4-4	n/a	0	0-0	1-4
10/30*	W	MIN	2-2	n/a	0	0-0	0-0
11/06*	W	at TB	6-4	n/a	0	0-0	3-12
11/13*	W	NYJ	4-3	n/a	0	0-0	1.5-10.5
11/20*	L	at CHI	4-3	n/a	0	0-0	0-0
11/27*	W	at BUF	5-3	n/a	1	0-0	1-9
12/04*	W	ATL	5-3	n/a	0	0-0	1-3
12/11*	L	TB	5-3	n/a	1	0-0	0-0
12/18*	W	at NO	2-0	n/a	0	0-0	0-0
12/24*	L	DAL	8-6	n/a	0	0-0	3-23
01/01*	W	at ATL	1-1	n/a	0	0-0	0-0
Totals	11-5		70-46	n/a	4	0-0	10.5-61.5

POSTSEASON

01/08	W	at NYG	2-2	n/a	1	0-0	1-9
01/15	W	at CHI	4-4	n/a	0	0-0	0-0
01/22	L	at SEA	6-5	n/a	0	0-0	0-0

2006 CAROLINA PANTHERS

Date	W/L	Opp.	Tkls-S	TFL	PD	INT-Yds	Sk-YL
09/10*	L	ATL	4-3	n/a	1	0-0	0-0
09/17*	L	at MIN	9-8	n/a	1	0-0	3-26
09/24*	W	at TB	6-5	n/a	0	0-0	1-10
10/01*	W	NO	5-4	n/a	0	0-0	1-5
10/08*	W	CLE	7-5	n/a	1	0-0	1-8
10/15*	W	at BAL	9-8	n/a	0	0-0	2-9
10/22*	L	at CIN	6-5	n/a	0	0-0	0-0
10/29*	L	DAL	5-4	n/a	0	0-0	3-20
11/13*	W	TB	4-4	n/a	2	0-0	0-0
11/19*	W	STL	0-0	n/a	0	0-0	0-0
11/26*	L	at WAS	5-3	n/a	1	0-0	0-0
12/04*	L	at PHI	4-4	n/a	0	0-0	0-0
12/10*	L	NYG	4-3	n/a	0	0-0	0-0
12/17*	L	PIT	3-2	n/a	0	0-0	0-0
12/24*	W	at ATL	2-2	n/a	0	0-0	2-11
12/31*	W	at NO	2-1	n/a	0	0-0	0-0
Totals	8-8		75-61	n/a	6	0-0	13-89

2007 CAROLINA PANTHERS

Date	W/L	Opp.	Tkls-S	TFL	PD	INT-Yds	Sk-YL
09/09*	W	at STL	5-4	n/a	0	0-0	0-0
09/16*	L	HOU	5-4	n/a	0	0-0	0-0
09/23*	W	at ATL	1-0	n/a	1	0-0	0-0
09/30*	L	TB	4-3	n/a	0	0-0	0-0
10/07*	W	at NO	8-6	n/a	2	0-0	0-0
10/14*	W	at ARZ	8-6	n/a	0	0-0	1.5-19.5
10/28*	L	IND	1-0	n/a	0	0-0	0-0
11/04*	L	at TEN	4-3	n/a	0	0-0	0-0
11/11*	L	ATL	2-1	n/a	0	0-0	0-0
11/18*	L	at GB	7-5	n/a	0	0-0	1-4
11/25*	L	NO	3-1	n/a	0	1-0	0-0
12/02*	W	SF	3-2	n/a	0	0-0	0-0
12/09*	L	at JAX	3-1	n/a	0	0-0	0-0
12/16*	W	SEA	1-1	n/a	0	0-0	0-0
12/22	L	DAL	INACTIVE				
12/30	W	at TB	INJURED RESERVE				
Totals	6-8		55-37	n/a	3	1-0	2.5-22.5

2008 CAROLINA PANTHERS

Date	W/L	Opp.	Tkls-S	TFL	PD	INT-Yds	Sk-YL
09/07*	W	at SD	1-0	n/a	0	0-0	0-0
09/14*	W	CHI	3-2	n/a	0	0-0	0-0
09/21*	L	at MIN	4-3	n/a	0	0-0	1-8
09/28*	W	ATL	4-2	n/a	2	0-0	1-5
10/05*	W	KC	3-1	n/a	0	0-0	1-8
10/12*	L	at TB	5-3	n/a	0	0-0	0-0
10/19*	W	NO	4-3	n/a	1	0-0	1-3
10/26*	W	ARZ	3-3	n/a	1	0-0	0-0
11/09*	W	at OAK	8-5	n/a	1	0-0	3-20
11/16*	W	DET	6-4	n/a	0	0-0	2-12
11/23*	L	at ATL	3-3	n/a	0	0-0	0-0
11/30*	W	at GB	4-3	n/a	0	0-0	2-5
12/08*	W	TB	6-3	n/a	0	0-0	1.5-4.5
12/14*	W	DEN	0-0	n/a	0	0-0	0-0
12/21*	L	at NYG	4-3	n/a	1	0-0	1-8
12/28*	W	at NO	5-3	n/a	1	0-0	1-9
Totals	12-4		63-41	n/a	7	0-0	14.5-82.5

POSTSEASON

01/10	L	ARZ	2-2	n/a	0	0-0	0-0
-------	---	-----	-----	-----	---	-----	-----

2009 CAROLINA PANTHERS


Date	W/L	Opp.	Tkls-S	TFL	PD	INT-Yds	Sk-YL
09/13*	L	PHI	5-4	n/a	2	0-0	1-11
09/20*	L	at ATL	3-1	n/a	0	0-0	0-0
09/28*	L	at DAL	2-1	n/a	0	0-0	0-0
10/11*	W	WAS	7-5	n/a	0	0-0	2-4
10/18*	W	at TB	6-6	n/a	0	0-0	2-7
10/25*	L	BUF	6-3	n/a	0	0-0	1-0
11/01*	W	at ARZ	4-1	n/a	0	1-13	1-8
11/08*	L	at NO	0-0	n/a	0	0-0	0-0
11/15	W	ATL	0-0	n/a	0	0-0	0-0
11/19	L	MIA	2-1	n/a	0	0-0	0-0
11/29*	L	at NYJ	4-2	n/a	0	0-0	0.5-0.5
12/06*	W	TB	2-2	n/a	0	0-0	1-4
12/13*	L	at NE	1-1	n/a	0	0-0	0-0
12/20*	W	MIN	2-1	n/a	1	0-0	1-6
12/27*	W	at NYG	4-3	n/a	0	0-0	1-12
01/03*	W	NO	6-3	n/a	1	1-0	0-0
Totals	7-7		56-35	n/a	4	2-13	10.5-52.5

2010 CHICAGO BEARS

Date	W/L	Opp.	Tkls-S	TFL	PD	INT-Yds	Sk-YL
9/12*	W	DET	2-0	0	0	0-0	1-14
9/19*	W	at DAL	2-1	0	1	0-0	0-0
9/27*	W	GB	3-3	1	0	0-0	0-0
10/3*	W	at NYG	4-1	1	0	0-0	1-2
10/10*	W	at CAR	6-4	0	1	1-0	0-0
10/17*	L	SEA	3-2	0	1	0-0	0-0
10/24*	L	WAS	3-2	0	0	0-0	0-0
11/7*	W	at BUF	5-2	1	0	0-0	0-0
11/14*	W	MIN	2-1	1	0	0-0	0-0
11/18*	W	at MIA	3-3	0	1	0-0	3-14
11/28*	W	PHI	3-3	0	0	0-0	1-15
12/5*	W	at DET	3-2	0	0	0-0	1-1
12/12*	L	NE	4-4	1	2	0-0	1-8
12/20*	W	at MIN	5-3	0	1	1-1	0-0
12/26*	W	NYJ	0-0	1	0	0-0	0-0
1/2*	L	at GB	2-2	0	0	0-0	0-0
Totals	11-5		50-33	6	7	2-1	8-54

POSTSEASON

1/16*	W	SEA	2-1	0	0	0-0	0-0
1/23*	L	GB	2-0	0	0	0-0	0-0
Totals	1-1		4-1	0	0	0-0	0-0



8

ADAM
PODLESH**Ht:** 5-11**Age:** 27**Bears Season:** 1**Acquired:** Unrestricted free agent in 2011 (JAX)**Wt:** 200**College:** Maryland**NFL Season:** 5**PUNTER**

PRO CAREER: In 4 seasons in Jacksonville (2007-10), appeared in 59 contests for the Jaguars compiling 42.6 gross punting average (9,751 yards on 229 punts) and 37.8 net... Landed 75 punts inside-the-20... Established team record with 39.2-yard net average in 2010... Also served as Jaguars holder for placekicks.

CAREER TRANSACTIONS: Entered NFL as a fourth-round pick (101st overall) by the Jacksonville Jaguars in the 2007 NFL Draft... Signed 4-year contract with the Jaguars... Signed 5-year contract with Chicago (7/30/11). **SIGNED through 2015**

2010 SEASON: Punted 57 times for career-best 43.8-yard gross average in Jacksonville... Broke team record with 39.2-yard net average which tied for fourth in league... Allowed NFL-low 19 punt returns, fewest in team history... Had career-high 26 punts downed inside the 20 and just seven touchbacks... Appeared in all 16 contests for third time in his career. **GAMES PLAYED-STARTED: 16-0**

PREVIOUS SEASONS: **2009** - Played in all 16 games registering 41.9-gross average and a 38.3-yard net average on career-high 72 punts... Landed 23 inside the 20 and five touchbacks... 38.3-yard net average ranked fourth in franchise history. **2008** - Played in 11 games before suffering a knee injury on 11/23 vs. MIN that forced him to miss final five contests... Recorded 43.2-yard gross average and a 36.6-yard net average on 46 punts... Had 12 punts downed inside the 20 and five touchbacks... Added four special teams tackles. **2007** - Played in all 16 games and both postseason games as a rookie... Had 54 punts for 41.6-yard gross average and 36.9-yard net average... Landed 14 punts inside the 20 and two touchbacks... Had a career-long punt of 76 yards at TB (10/28) ... Had five punts for a 41.6-yard net average in the postseason.

COLLEGE: In four seasons at Maryland (2003-06), was only four-time All-ACC selection in school history ... Ranked fourth in school annals with 216 punts and second with 9,314 yards... 43.1 average was second-best in school history and ninth-best in ACC history... Had 83 career punts downed inside the 20 (38 pct.), including 35 inside the 10 ... Recorded career net yard average of 38.4... Did not have a punt blocked in his career... Recipient of the team's Terrapin Club Award, given to the player that gave the greatest career contribution to football... Semifinalist for Draddy Award, honoring the top student-athlete in the nation... Graduated with a degree in marketing.

PERSONAL: Resides in Pittsford, N.Y. ... Attended Pittsford (N.Y.) Sutherland High ... Three-year letterman in football as a punter, FB and LB... Named first-team All-State as a scholar-athlete by the New York Coaches' Association and earned All-Region honors from Super Prep... Earned first-team All-State honors as a senior punter from the New York State Writers Association... Also competed in track, posting the fastest 200-meter (21.58) and 400-meter times (50.5) in the state as a junior... Was inducted into the Rochester Jewish Sports Hall of Fame in June of 2008 ... Participated in the 2009 American Red Cross Charity Golf Tournament... Attended classes in 2010 at The Wharton School of the University of Pennsylvania as part of the NFL Business Management and Entrepreneurial program... Avid golfer who hosted the inaugural Adam Podlesh "Play for Life" Celebrity Golf Classic in April of 2011 at Timuquana Country Club to benefit cancer research in North Florida by contributing to the David Garrard Foundation and The American Cancer Society... Participated in 2010 Shop with a Jock event at Target where more than 50 children from the Bridge of Northeast Florida and the Mali Vai Washington Kids Foundation were treated to a shopping spree.

CHICAGO BEARS PLAYERS

ADAM PODLESH'S NFL STATISTICS

REGULAR SEASON

Year	Team	GP	Punts	Yds	Avg	Opp Ret	Yds	Net	TB	In-20	Lg	Blk
2007	Jacksonville	16	54	2249	41.6	28	218	36.9	2	14	76	0
2008	Jacksonville	11	46	1989	43.2	24	206	36.6	5	12	60	0
2009	Jacksonville	16	72	3017	41.9	38	159	38.3	5	23	64	0
2010	Jacksonville	16	57	2496	43.8	19	123	39.2	7	26	63	0
NFL Totals		59	229	9751	42.6	109	706	37.8	19	75	76	0

ADDITIONAL STATS: Rushing -- 2 attempts for -2 yards. Kickoffs -- 5: 2007 (4); 2009 (1).

POSTSEASON

Year	Team	GP	Punts	Yds	Avg	Opp Ret	Yds	Net	TB	In-20	Lg	Blk
2007	Jacksonville	2	5	250	50.0	2	22	41.6	1	1	54	0
Postseason		2	5	250	50.0			41.6		1	54	0

SEASON / CAREER / PLAYOFF HIGHS

	2010	Career	Playoff
Punts.....	8, vs. PHI (9/26).....	10, vs. TEN (11/16/08).....	4, at PIT (1/5/08)
Punting Yards.....	384, vs. PHI (9/26).....	409, vs. TEN (11/16/08).....	200, at PIT (1/5/08)
Gross Avg. (Min 4).....	48.4, at DAL (10/31).....	50.5, vs. BUF (9/14/08).....	50.0, at PIT (1/5/08)
Punts In-the-20.....	3, two times.....	4, at TEN (9/7/08).....	1, at PIT (1/5/08)
Longest Punt.....	63, vs. PHI (9/26).....	76, at TB (10/28/07).....	54, at PIT (1/5/08)

ADAM PODLESH'S GAME-BY-GAME STATISTICS

2007 JACKSONVILLE JAGUARS

DATE	W/L	Opp.	No.	Yds	Avg	Long	In-20
9/9	L	TEN	5	211	42.2	49	0
9/16	W	ATL	4	134	33.5	43	1
9/23	W	@DEN	2	80	40.0	44	0
10/7	W	@KC	4	180	45.0	56	3
10/14	W	HOU	0	0	-	-	0
10/22	LI	IND	1	47	47.0	47	0
10/28	W	@TB	8	364	45.5	76	1
11/4	L	@NO	5	193	38.6	47	0
11/11	W	@TEN	5	215	43.0	49	1
11/18	W	SD	5	203	40.6	49	1
11/25	W	BUF	1	51	51.0	51	0
12/2	L	@IND	0	0	-	-	0
12/9	W	CAR	1	26	26.0	26	1
12/16	W	@PIT	5	145	29.0	44	3
12/23	W	OAK	4	201	50.3	57	2
12/30	L	@HOU	4	199	49.8	54	1
Totals	0-0		54	2,249	41.6	76	14

2009 JACKSONVILLE JAGUARS


DATE	W/L	Opp.	Rec	Yds	Avg	Long	TD
9/13	L	@IND	5	189	37.8	57	2
9/20	L	ARZ	4	181	45.3	61	1
9/27	W	@HOU	3	106	35.3	38	1
10/4	W	TEN	3	111	37	49	1
10/11	L	@SEA	8	371	46.4	54	2
10/18	W	STL	4	145	36.3	48	1
11/1	L	@TEN	7	309	44.1	64	2
11/8	W	KC	4	177	44.3	54	0
11/15	W	@NYJ	4	147	36.8	44	1
11/22	W	BUF	5	224	44.8	53	3
11/29	L	@SF	4	173	43.3	48	2
12/6	W	HOU	3	148	49.3	54	2
12/13	L	MIA	7	302	43.1	62	2
12/17	L	IND	3	134	44.7	52	0
12/27	L	@NE	4	155	38.8	47	2
1/3	L	@CLE	4	145	36.3	43	1
Totals	0-0		72	3,017	41.9	64	23

2008 JACKSONVILLE JAGUARS

DATE	W/L	Opp.	Rec	Yds	Avg	Long	TD
<i>DNP Weeks 12-16 due to a knee injury</i>							
9/7	L	@TEN	6	222	37	50	4
9/14	L	BUF	4	202	50.5	52	0
9/21	W	@IND	1	60	60	60	1
9/28	W	HOU	2	93	46.5	56	1
10/5	L	PIT	5	233	46.6	55	1
10/12	W	@DEN	4	160	40	46	0
10/26	L	CLE	3	140	46.7	59	0
11/2	L	@CIN	6	270	45	52	2
11/9	W	@DET	2	77	38.5	50	2
11/16	L	TEN	10	409	40.9	51	1
11/23	L	MIN	3	123	41	50	0
Totals	0-0		46	1,989	43.2	60	12

2010 JACKSONVILLE JAGUARS

DATE	W/L	Opp.	Rec	Yds	Avg	Long	TD
9/12	W	DEN	4	165	41.3	56	2
9/19	L	@SD	0	0	-	-	0
9/26	L	PHI	8	384	48.0	63	3
10/3	W	IND	4	170	42.5	47	2
10/10	W	@BUF	0	0	-	-	0
10/18	L	TEN	3	112	37.3	46	2
10/24	L	@KC	3	115	38.3	55	2
10/31	W	@DAL	5	242	48.4	57	1
11/14	W	HOU	3	131	43.7	59	2
11/21	W	CLE	2	67	33.5	38	1
11/28	L	@NYG	3	130	43.3	51	2
12/5	W	@TEN	2	86	43.0	46	1
12/12	W	OAK	5	207	41.4	47	3
12/19	L	@IND	4	192	48.0	61	2
12/26	L	WAS	7	318	45.4	52	2
1/2	L	@HOU	4	177	44.3	51	1
Totals	0-0		57	2,496	43.8	63	26



53 NICK ROACH

Ht: 6-1**Age:** 26**Bears Season:** 5**Acquired:** Practice squad claim in 2007 (SD)**Wt:** 234**College:** Northwestern**NFL Season:** 5

LINEBACKER

PRO CAREER: Played in 48 games over four NFL seasons, including 30 starts... Credited with 133 tackles (76 solo), 2.0 sacks and 12 TFLs... Added 6 PBUs, 4 forced fumbles and 1 fumble recovery... Credited with 27 career special teams tackles... Spent the first 11 weeks of the 2007 season on the Chargers practice squad before being signed to the Bears active roster where he played in 3 games... Notched 3 special teams tackles in 2 career postseason games.

CAREER TRANSACTIONS: Signed as an undrafted free agent by San Diego (5/2/07)... Placed on the Chargers practice squad (9/4/07)... Signed by the Bears (11/21/07)... Re-signed by Chicago (3/16/09)... Signed one-year tender (4/19/10). **SIGNED through 2012**

2010 SEASON: Appeared in 15 games, making 6 starts... Credited with 11 tackles (4 solo), 1 PBU and 1 forced fumble... Added 6 special teams stops... Played in both postseason contests, recording 3 special teams tackles. **GAMES PLAYED-STARTED: 15-6**

PREVIOUS SEASONS: **2009** - Saw action in all 16 games for the first time in his career, with 15 starts (12 at SLB, 3 at MLB)... Tied for the team lead with a career-high 10 TFLs... Had a career-high 82 tackles (47 solo)... Recorded 2.0 sacks, 4 PBUs, 3 forced fumbles and 1 fumble recovery... Added 9 special teams stops. **2008** - Played in 14 games and saw 9 starts at SLB... Credited with 40 tackles (25 solo) among 2 TFLs and 1 PBU... Notched 7 special teams tackles... Inactive for Games 6-7... Collected a career-high 8 tackles at HOU (12/28). **2007** - Joined the Bears from the San Diego Chargers practice squad (11/21)... Played in Games 14-16, recording 5 special teams tackles in those contests; Inactive Games 11-13.

COLLEGE: Attended Northwestern (2003-06) where he started 32 career games... Finished his career with 241 tackles, 9.0 sacks, 16 TFLs and 2 interceptions... Named Academic all-Big Ten and team co-MVP as a senior despite having his season cut short due to a broken leg... Led the Wildcats with 62 tackles despite playing in just eight games in 2006... Northwestern's second-leading tackler as a junior with 77 stops... Earned WGN Defensive Newcomer of the Year Award as a sophomore after finishing second on the team with 7.5 TFLs... Played in all 13 games as a freshman... Majored in art theory and practice with a minor in business institutions.

PERSONAL: Went to high school at Milwaukee Lutheran where he lettered in football, basketball and track... *SuperPrep* all-Midwest Region and PrepStar/Rivals all-Midwest Region honoree... Uncle John Rhodes played basketball at Ohio University and coaches for the Bobcats, while aunt Jennifer Rhodes played basketball at Wisconsin.

CHICAGO BEARS PLAYERS

NICK ROACH'S NFL STATISTICS

REGULAR SEASON

Year	Team	GP	GS	Tackles				Yds	Interceptions				PD	Fumbles			Misc.	
				Tot	S	A	Sk		No	Yds	Lg	TD		FF	FR	Yds	TFL	STT
2007	Chicago	3	0	0	0	0	0.0	0.0	0	0	0	0	0	0	0	0	0	5
2008	Chicago	14	9	40	25	15	0.0	0.0	0	0	0	0	1	0	0	0	2	7
2009	Chicago	16	15	82	47	35	2.0	21.0	0	0	0	0	4	3	1	0	10	9
2010	Chicago	15	6	11	4	7	0.0	0.0	0	0	0	0	1	1	0	0	0	6
NFL Totals		48	30	133	76	57	2.0	21.0	0	0	0	0	6	4	1	0	12	27

POSTSEASON

Year	Team	GP	GS	Tackles				Yds	Interceptions				PD	Fumbles			Misc.	
				Tot	S	A	Sk		No	Yds	Lg	TD		FF	FR	Yds	TFL	STT
2010	Chicago	2	0	0	0	0	0.0	0.0	0	0	-	-	0	0	0	0	0	3

SEASON / CAREER / PLAYOFF HIGHS

	2010	Career	Playoff
Tackles.....	4, vs. NE (12/12)	12, at CIN (10/25/09)	None
Solos.....	2, vs. NYJ (12/26)	7, two times	None
Pass Defenses.....	1, vs. NE (12/12)	2, at SEA (9/27/09)	None

NICK ROACH'S GAME-BY-GAME DEFENSIVE STATS 16-14 Regular Season Starting Record (0-0 Postseason Record)

2007 CHICAGO BEARS

NOT WITH TEAM for Games 1-10: INACTIVE Games 11-13

Date	W/L	Opp.	Tkls-S	TFL	PD	INT-Yds	Sk-YL
12/17	L	at MIN	0-0	0	0	0-0	0-0
12/23	W	GB	0-0	0	0	0-0	0-0
12/30	W	NO	0-0	0	0	0-0	0-0
Totals	0-0		0-0	0	0	0-0	0-0

2008 CHICAGO BEARS

Date	W/L	Opp.	Tkls-S	TFL	PD	INT-Yds	Sk-YL
9/7	W	at IND	0-0	0	0	0-0	0-0
9/14	L	at CAR	0-0	0	0	0-0	0-0
9/21	L	TB	0-0	0	0	0-0	0-0
9/28	W	PHI	1-0	0	0	0-0	0-0
10/5	W	at DET	1-1	0	0	0-0	0-0
10/12	L	at ATL	INACTIVE				
10/19	W	MIN	INACTIVE				
11/2*	W	DET	6-3	0	0	0-0	0-0
11/9*	L	TEN	3-0	0	0	0-0	0-0
11/16*	L	at GB	3-3	0	0	0-0	0-0
11/23*	W	at STL	4-4	1	0	0-0	0-0
11/30*	L	at MIN	3-2	1	0	0-0	0-0
12/7*	W	JAX	3-2	0	1	0-0	0-0
12/11*	W	NO	6-4	0	0	0-0	0-0
12/22*	W	GB	2-1	0	0	0-0	0-0
12/28*	L	at HOU	8-5	0	0	0-0	0-0
Totals	5-4		40-25	2	1	0-0	0-0

2009 CHICAGO BEARS

Date	W/L	Opp.	Tkls-S	TFL	PD	INT-Yds	Sk-YL
9/13	L	at GB	1-0	0	0	0-0	0-0
9/20*	W	PIT	2-1	1	0	0-0	0-0
9/27*	W	at SEA	6-3	2	2	0-0	0-0
10/4*	W	DET	10-7	1	1	0-0	1-10
10/18*	L	at ATL	10-5	0	0	0-0	0-0
10/25*	L	at CIN	12-7	0	0	0-0	0-0
11/1*	W	CLE	8-5	0	0	0-0	0-0

11/8*	L	ARZ	3-2	2	0	0-0	0-0
11/12*	L	at SF	5-3	1	1	0-0	0-0
11/22*	L	PHI	2-1	0	0	0-0	0-0
11/29*	L	at MIN	6-3	0	0	0-0	0-0
12/6*	W	STL	6-5	1	0	0-0	0-0
12/13*	L	GB	2-1	1	0	0-0	0-0
12/20*	L	at BAL	1-0	1	0	0-0	1-11
12/28*	W	MIN	5-3	0	0	0-0	0-0
1/3*	W	at DET	5-3	0	0	0-0	0-0
Totals	7-8		82-47	10	4	0-0	2-21

2010 CHICAGO BEARS

Date	W/L	Opp.	Tkls-S	TFL	PD	INT-Yds	Sk-YL
9/12	W	DET	0-0	0	0	0-0	0-0
9/19	W	at DAL	INACTIVE				
9/27	W	GB	1-0	0	0	0-0	0-0
10/3	L	at NYG	0-0	0	0	0-0	0-0
10/10	W	at CAR	0-0	0	0	0-0	0-0
10/17	L	SEA	0-0	0	0	0-0	0-0
10/24	L	WAS	0-0	0	0	0-0	0-0
11/7	W	at BUF	0-0	0	0	0-0	0-0
11/14	W	MIN	0-0	0	0	0-0	0-0
11/18*	W	at MIA	1-0	0	0	0-0	0-0
11/28	W	PHI	0-0	0	0	0-0	0-0
12/5*	W	at DET	1-0	0	0	0-0	0-0
12/12*	L	NE	4-1	0	1	0-0	0-0
12/20*	W	at MIN	2-1	0	0	0-0	0-0
12/26*	W	NYJ	2-2	0	0	0-0	0-0
1/2*	L	at GB	0-0	0	0	0-0	0-0
Totals	4-2		11-4	0	1	0-0	0-0

POSTSEASON

1/16	W	SEA	0-0	0	0	0-0	0-0
1/23	L	GB	0-0	0	0	0-0	0-0
Totals	0-0		0-0	0	0	0-0	0-0

*Denotes Game Started



89 MATT SPAETH

Ht: 6-7**Wt:** 260**Age:** 26**College:** Minnesota**Bears Season:** 1**NFL Season:** 5**Acquired:** Unrestricted free agent in 2011 (PIT)

TIGHT END

PRO CAREER: Appeared in 60 career games, making 40 starts with the Pittsburgh Steelers (2007-10)... Posted 36 receptions for 275 yards (7.6 avg) and 5 TDs in his career... Added 2 special teams tackles... Returned 2 kickoffs for 5 yards... Saw action in 7 career playoff games (6 starts), catching 3 passes for 22 yards.

CAREER TRANSACTIONS: Drafted by the Steelers in the third round (77th overall) of the 2007 NFL Draft... Resigned as one-year contract with Pittsburgh (4/15/10)... Signed three-year contract with Chicago (7/29/11). **SIGNED through 2013**

2010 SEASON: Played in 14 regular-season games, starting 13 at TE/FB... Missed two games because of a concussion... Collected nine catches for 80 yards and one touchdown... Helped pave the way for RB Rashard Mendenhall to rush for a career-high 1,273 yards and a career-high 13 touchdowns... Also helped block for QB Ben Roethlisberger to throw for 3,200 yards and 17 touchdowns... Saw action in all three postseason contests, starting two games at TE... Finished with one catch for nine yards in the postseason. **GAMES PLAYED-STARTED: 14-13**

PREVIOUS SEASONS: **2009** - Appeared in all 16 games at TE, making 7 starts... Notched five receptions for 25 yards and 1 touchdown. **2008** - Played in 16 regular-season games, making 13 starts... Established career highs with 17 receptions for 136 yards (8.0 avg.)... Caught a career-high six passes for 53 yards (8.8 avg.) against IND (11/9), then matched that total by catching six more passes for 55 yards (9.2 avg.) the following week against SD... Started all three postseason games, catching one pass for six yards. **2007** - Appeared in 14 games, starting five... Inactive Weeks 3 and 4 due to a deep thigh bruise... Made NFL debut in Week 1 win over Cleveland, where his first career reception (five yards) went for a touchdown... For the season posted five receptions for 34 yards (6.8 avg.) and three scores... Also started the AFC Wild Card Game, where he made one catch for seven yards.

COLLEGE: At Minnesota, won the 2006 John Mackey Award, given annually to the nation's top tight end... Holds the school career records for tight ends with 109 receptions for 1,291 yards... As a senior, all-Big Ten first-team selection and honored by the league as the recipient of the Sportsmanship Award... Won the team's Bronko Nagurski Most Valuable Player Award... Started 11 games, missing the Ohio State clash after separating his right shoulder... Finished second on the team with 47 receptions for 564 yards (12.0 avg.) and 4 touchdowns... Recorded one solo tackle. In 2005, named all-Big Ten first-team and academic all-Big Ten choice... Started every game, finishing third on the team with 26 receptions for 333 yards (12.8 avg.) and 4 touchdowns... As a sophomore, honorable mention all-Big Ten started every game, finishing third on the team with 24 receptions for 298 yards (12.4 avg.) and 4 touchdowns... As a freshman, earned all-Big Ten freshman honors from The Sporting News... Saw action in all 13 games, starting 10 contests... Ranked sixth on the squad with 12 catches for 96 yards (8.2 avg.)... Gained 49 yards on 3 kickoff returns (16.3 avg.)... Redshirted as a true freshman.

PERSONAL: Attended St. Michael-Albertville H.S. where he was first-team all-metro pick by the Minnesota High School Coaches Association, the Minneapolis Star Tribune and KARE 11-TV as a senior... Named the Defensive MVP of the 1999 3A state championship game and was also the Defensive MVP of his conference... Earned three letters as a center on the basketball team and named all-conference three times for his play on the hardwood... Father was a tight end at Nebraska (1975-77) and chosen in the fifth round of the 1978 NFL Draft by the Buffalo Bills.

MATT SPAETH'S NFL STATISTICS**REGULAR SEASON**

Year	Team	GP-GS	Rec	Yds	Avg	Lg	TD
2007	Pittsburgh	14-6	5	34	6.8	131	3
2008	Pittsburgh	16-13	17	136	8.0	13	0
2009	Pittsburgh	16-8	5	25	5.0	9	1
2010	Pittsburgh	14-13	9	80	8.9	13	1
NFL totals		60-40	36	275	7.6	13	5

POSTSEASON

Year	Team	GP-GS	Rec	Yds	Avg	Lg	TD
2007	Pittsburgh	1-1	1	7	7.0	7	0
2008	Pittsburgh	3-3	1	6	6.0	6	0
2010	Pittsburgh	3-2	1	9	9.0	9	0
NFL totals		7-6	3	22	7.3	9	0

SEASON / CAREER / PLAYOFF HIGHS

	2010	Career	Playoff
Receptions.....	3, vs. NYJ (12/19)	5, two times	1, three times
Receiving Yards.....	27, vs. NYJ (12/19)	55, vs. SD (11/16/08)	9, vs. GB (SB XLV)
Longest Reception.....	13, vs. NYJ (12/19)	13, three times	9, vs. GB (SB XLV)
Receiving TDs.....	1, vs. NYJ (12/19)	1, five times	None

BLOWN LEADS

(Regular season only)

Never Largest Lead							Never Largest Lead						
Losses	led	1-3	4-7	8-10	11+		Losses	led	1-3	4-7	8-10	11+	
1980	9	4	3	1	1		1997	12	4	2	4	1	14 at DET
1981	10	6	3	1			1998	12	3	1	5	1	11 vs. MIN; 15 at TB
1982	6	4		1		17 at TB	1999	10	5	2	1	1	13 vs. SEA
1983	8	6		2			2000	11	8		3		
1984	6		2	3	1		2001	3	1	1	1		
1985	1	1					2002	12	6		3		20 vs. NO; 21 vs. NE; 11 at GB
1986	2	1		1		14 vs. NO;	2003	9	5	1	1		11 vs. STL; 14 at GB
1987	4	2				14 at DEN	2004	11	8		3		
1988	4	3	1				2005	5	2	2	1		
1989	10	5	3	1	1		2006	3	2	1			
1990	5	2	1	1	1		2007	9	2	2	2	3	
1991	5	3		1	1		2008	7	1	1	3	1	14 at CAR
1992	11	6	1	2		14 vs. CIN; 20 at MIN	2009	9	5	3	1		
1993	9	4	2	2	1		2010	5	2	1	2		
1994	7	4	2		1								
1995	7	3		4									
1996	9	2	2	4	1								



67 CHRIS SPENCER

Ht: 6-3**Age:** 29**Bears Season:** 1**Acquired:** Waived free agent in 2011 (SEA)**Wt:** 309**College:** Mississippi**NFL Season:** 7**CENTER**

SPENCER

PRO CAREER: Played in 82 career games with the Seattle Seahawks (2005-10), making 70 starts... Versatile lineman spent time at center and guard... Started every game he has played in since 2007 and started all 16 contests twice (2007 and 2010)... Made his first career start at LG vs. NYG (9/26/06)... Helped block for 1,000-yard rusher in 2005... Named to the Pro Football Weekly all-rookie team in 2005... Also started all 6 playoff games he has appeared in.

HONORS AND AWARDS: 2005 - PWA/PFWA all-rookie team.

CAREER TRANSACTIONS: Drafted by Seattle in the first round (26th overall) of the 2005 NFL Draft... Signed a five-year contract (8/3/05)... Re-signed by Seahawks (4/15/10)... Declared free agent (7/25/11)... Signed by Chicago to a two-year contract (7/31/11). **SIGNED through 2012**

2010 SEASON: Started all 16 games for the second time in his career... Helped block for Matt Hasselbeck's 3,000-yard passing season... Also started both postseason contests. **GAMES PLAYED-STARTED: 16-16**

PREVIOUS SEASONS: **2009** - Started all 14 games played... Missed the first 2 games because of injury, starting the next 11 contests at center before being moved to right guard for the final 3 games. **2008** - Started all 11 games he played in... Helped team rush for 245 yards against STL (9/21), the most since club record 320 vs. HOU (10/16/05). **2007** - For the first time in his career, started all 16 games... Also started both postseason contests. **2006** - Played in all 16 games, making 13 starts... Made his first career start vs. NYG (9/24). **2005** - As a rookie, played in 7 games... Helped block for 1,000-yard rushing season by Shaun Alexander.

COLLEGE: Entered the draft after his junior season at Ole Miss... Started at center all 11 games for Rebels as a junior... Named all-SEC by SEC Football Saturdays and earned honorable mention all-SEC honors from the AP.

PERSONAL: Considered one of the top linemen in the nation and top overall player from Mississippi as a senior at Madison Central High School... Earned Parade, SuperPrep, Prep Football Report, USA Today and Reebok's ESPN All-America first-team honors... Selected Player of Year in Mississippi by Gatorade... Helped Madison Central to Class 5A state championship in 1999 and a perfect 15-0 record... Won Class 5A Super Heavyweight power-lifting championship of Mississippi both junior and senior year.

CHRIS SPENCER'S NFL STATISTICS

REGULAR SEASON

GAMES PLAYED-STARTED - 82-70: 2005 SEA (9-0); 2006 SEA (16-13); 2007 SEA (16-16); 2008 SEA (11-11); 2009 SEA (14-14); 2010 SEA (16-16).

POSTSEASON

GAMES PLAYED-STARTED - 6-6: 2006 SEA (2-2); 2007 SEA (2-2); 2010 SEA (2-2).



20 CRAIG STELTZ

Ht: 6-1**Age:** 25**Bears Season:** 4**Acquired:** 4th round of the 2008 draft**Wt:** 210**College:** LSU**NFL Season:** 4

SAFETY

PRO CAREER: Has appeared in 32 games, spending most of his playing time on the special teams' unit over the last three seasons... Notched 23 career tackles (15 solo) and 1 INT... Credited with 25 special teams stops.

CAREER TRANSACTIONS: Drafted in the fourth round (120th overall) of the 2008 NFL Draft by the Chicago Bears... Signed a 4-year contract with the Bears (6/2/08). **SIGNED through 2011**

2010 SEASON: Appeared in 9 games, playing mostly on special teams... Credited with 5 special teams tackles. **GAMES PLAYED-STARTED: 9-0**

PREVIOUS SEASONS: **2009** - Played in 12 games, notching 2 starts at strong safety... Collected 12 tackles (7 solo)... Posted 7 special teams stops and recovered a fumble on special teams... Collected a career-high 6 tackles at MIN (12/28). **2008** - Saw action in 11 games, spending time at safety and playing on special teams... Finished sixth on the team with 13 special teams stops, despite not playing the first five games of the season... Added 11 defensive tackles (solo) and 1 INT... Returned his first career INT 44 yards vs. DET (11/2)... Blocked a punt vs. MIN (10/19) that was returned for a TD... Appeared in his first NFL game at ATL (10/12), recording a team-high 3 special teams stops.

COLLEGE: Four-year letterwinner at LSU (2004-2007), finished his career ranked fifth in school history in passes defended (34) and sixth in INTs (11)... Played in 44 games, including 20 starts... Tallied 184 tackles (114 solo), 7 TFLs, 2.0 sacks, 3 FF and 2 FR in his career, despite playing just one season as a full-time starter... Named 2007 first-team All-American by the *Associated Press*, Walter Camp Foundation, Football Writer's, ESPN, CBSSports.com and Rivals.com... First-team all-SEC, Thorpe Award (top defensive back in college football) finalist and team captain as a senior... Member of LSU's 2007 National Championship team... Started all 14 games as a senior, leading LSU with 101 tackles (66 solo) and 6 INTs... The 6 INTs rank 7th in school history... Tied a school record with 3 INTs in the Tigers' season opener against Mississippi State... Named SEC Defensive Player of the Week vs. Ole Miss 12/17, hauling in 2 INTs to go along with 5 tackles... Posted career highs with 16 tackles against Florida and Arkansas... Missed part of the NCAA Championship Game with a stinger... Appeared in 13 games, including 3 starts as a junior... Tallied 4 INTs, becoming the first player in Tiger history to record a pick in four consecutive games, including a career-long 76-yard return against Tulane... Finished with 42 tackles (20 solo), 2 TFLs, 1.0 sack and 5 PBUs... Started final 2 games at strong safety, including LSU's Allstate Sugar Bowl win over Notre Dame... As a sophomore, started in the Tigers' nickel and dime packages, making 3 starts in 13 games played... Credited with 40 tackles (28 solo), 1 INT, 2 PBUs and 1 FR... Returned a blocked punt for a TD vs. Arizona State... Saw action in 4 games as a freshman.

PERSONAL: First-team all-state at Rummel (Metairie, LA) H.S. and became the first player to have his number retired at the school... Also played running back and returned kicks... Parents are Keith and Linda Steltz... Older brother Kevin was the starting fullback at LSU for three years... Majored in management.



CRAIG STELTZ'S NFL STATISTICS

REGULAR SEASON

		Tackles							Interceptions					Fumbles			Misc.	
Year	Team	GP	GS	Tot	S	A	Sk	Yds	No	Yds	Lg	TD	PD	FF	FR	Yds	TFL	STT
2008	Chicago	11	0	11	8	3	0.0	0.0	1	44	44	0	0	0	0	0	0	13
2009	Chicago	12	2	12	7	5	0.0	0.0	0	0	0	0	0	0	0	0	0	7
2010	Chicago	9	0	0	0	0	0.0	0.0	0	0	0	0	0	0	0	0	0	5
NFL totals		32	2	23	15	8	0.0	0.0	1	44	44	0	0	0	0	0	0	25

POSTSEASON

		Tackles							Interceptions					Fumbles			Misc.	
Year	Team	GP	GS	Tot	S	A	Sk	Yds	No	Yds	Lg	TD	PD	FF	FR	Yds	TFL	STT
2010	Chicago	0	0	0	0	0	0.0	0.0	0	0	-	-	0	0	0	0	0	0

QBs MAKING FIRST POSTSEASON START

Since 2004

The Chicago Bears defeated the Seattle Seahawks 35-24 on Jan. 16, 2011 in Jay Cutler's first NFL postseason start. The win was just the sixth victory by a signal caller making their first postseason start in the last 25 starts (listed below). Since 1970, the record for teams in games where they have a quarterback making their first postseason start is 70-79.

Date	QB, Team	Opponent	Result
1/3/2004	Anthony Wright, Baltimore Ravens	vs. Tennessee Titans	L, 17-20
1/3/2004	Jake Delhomme, Carolina Panthers	vs. Dallas Cowboys	W, 29-10
1/3/2004	Quincy Carter, Dallas Cowboys	vs. Carolina Panthers	L, 10-29
1/4/2004	Matt Hasselbeck, Seattle Seahawks	vs. Green Bay Packers	L, 27-33
1/10/2004	Marc Bulger, St. Louis Rams	vs. Carolina Panthers	L, 23-29
1/11/2004	Trent Green, Kansas City Chiefs	vs. Indianapolis Colts	L, 31-38
1/8/2005	Drew Brees, San Diego Chargers	vs. New York Jets	L, 17-20
1/15/2005	Ben Roethlisberger, Pittsburgh Steelers	vs. New York Jets	W, 20-17
1/7/2006	Chris Simms, Tampa Bay Buccaneers	vs. Washington Redskins	L, 10-17
1/7/2006	Byron Leftwich, Jacksonville Jaguars	vs. New England Patriots	L, 3-28
1/8/2006	Eli Manning, New York Giants	vs. Carolina Panthers	L, 0-23
1/8/2006	Carson Palmer, Cincinnati Bengals	vs. Pittsburgh Steelers	L, 17-31
1/15/2006	Rex Grossman, Chicago Bears	vs. Carolina Panthers	L, 21-29
1/6/2007	Tony Romo, Dallas Cowboys	vs. Seattle Seahawks	L, 20-21
1/14/2007	Philip Rivers, San Diego Chargers	vs. New England Patriots	L, 24-21
1/5/2008	Todd Collins, Washington Redskins	vs. Seattle Seahawks	L, 14-35
1/5/2008	David Garrard, Jacksonville Jaguars	vs. Pittsburgh Steelers	W, 31-29
1/6/2008	Vince Young, Tennessee Titans	vs. San Diego Chargers	L, 6-17
1/3/2009	Matt Ryan, Atlanta Falcons	vs. Arizona Cardinals	L, 24-30
1/4/2009	Joe Flacco, Baltimore Ravens	vs. Miami Dolphins	W, 27-9
1/4/2009	Tarvaris Jackson, Minnesota Vikings	vs. Philadelphia Eagles	L, 14-26
1/9/2010	Mark Sanchez, New York Jets	vs. Cincinnati Bengals	W, 24-14
1/10/2010	Aaron Rodgers, Green Bay Packers	vs. Arizona Cardinals	L, 45-51
1/9/2011	Matt Cassel, Kansas City Chiefs	vs. Baltimore Ravens	L, 7-30
1/16/2011	Jay Cutler, Chicago Bears	vs. Seattle Seahawks	W, 35-24

Information provided by STATS



29 CHESTER TAYLOR

Ht: 5-11

Age: 31

Bears Season: 2

Acquired: Unrestricted free agent in 2010 (MIN)

Wt: 208

College: Toledo

NFL Season: 10

RUNNING BACK

PRO CAREER: In nine NFL seasons with Baltimore (2002-05), Minnesota (2006-09) and Chicago (2010), ran for 4,663 yards on 1,140 carries (4.1 avg) to go along with 25 rushing TDs... Caught 285 passes for 2,233 yards (7.8 avg) and 6 TDs... One of just nine active NFL RBs to have 4,000+ career rushing yards and 2,000+ career receiving yards... Played in 139 career games (33 starts)... Since 2005, leads all NFL running backs in third-down receptions (91) and third-down receiving yards (843)... Also is seventh in the NFL in receptions by RBs over that same time frame... Collected eight career 100-yard rushing games... Ranks 10th in Vikings team history in career rushing yards (2,797)... Owns Vikings longest (95-yard TD run at SEA, 10/22/06) and third-longest (84-yard TD run at SF, 12/9/07) runs in team history... Ran for the 6th-highest single-season total in Vikings history with 1,214 yards in 2006 and ranks 2nd in a Vikings season with 303 rushing attempts in 2006... Returned 55 kickoffs for 1,171 yards (21.3 avg)... Tossed 1 career TD pass, when he hit TE Visanthe Shiancoe on 4-yard score at New Orleans (10/6/08)... Carried the ball 36 times for 145 yards (4.0 avg) and caught 13 passes for 101 yards in 6 career playoff games.

HONORS & AWARDS: 2007 – FedEx Ground Player of the Week vs. OAK (11/18). 2006 – FedEx Ground Player of the week at SEA (10/22); All-Joe (*USA Today*).

CAREER TRANSACTIONS: Drafted by Baltimore in the sixth round of the 2002 NFL Draft... Signed 3-year contract with Ravens (7/24/02)... Signed 1-year offer sheet with Baltimore (3/21/05)... Signed with Minnesota (3/11/06)... Signed 4-year contract with Chicago (3/5/10). **SIGNED through 2013**

2010 SEASON: Appeared in all 16 games, making 1 start... Rushed for 267 yards on 112 carries and 2 TDs... Caught 20 passes for 139 yards... Played in both postseason contests, rushing for 46 yards on 14 carries for 2 TDs... Also caught 1 pass for 12 yards. **GAMES PLAYED-STARTED: 16-1**

PREVIOUS SEASONS: 2009 - Played in all 16 games, rushing for 338 yards on 94 carries (3.6 avg) and 1 TD... Caught 44 passes - one shy of his career high - for 389 yards (8.8 avg) and 1 TD... Led the NFL with both 26 third-down receptions and 257 third-down receiving yards... Finished with double-digit carries on two occasions. 2008 - Rushed for 399 yards on 101 carries (4.0 avg) and 4 TDs, playing in all 16 games (1 start)... Set career highs in catches (45) and receiving yards (399), while matching his career high with 2 receiving TDs... Led all NFL RBs with 25 catches on third down, ranking 6th overall in the league... Threw the 1st TD pass of his career on a 4-yard toss to TE Visanthe Shiancoe at NO (10/6)... Returned 10 kickoffs for 234 yards (23.4 avg)... Ran 12 times for 48 yards (4.0 avg) in playoff loss vs. PHI. 2007 - Played in 14 games, making 8 starts... Ran for 844 yards on 157 carries (a career-high 5.4 avg) and a career-high 7 TDs... Caught 29 passes for 281 yards (9.7 avg)... Teamed with Adrian Peterson to set the Vikings record for rushing yards by a duo with 2,185 yards (1,341 by Peterson, 844 by Taylor)... Helped Vikings lead the NFL in rushing with 2,634 team rushing yards, setting a new Vikings record... Matched a Vikings team record with 3 rushing TDs vs. Oakland (11/18)... Hauled in a career-long 50-yard pass at Green Bay (11/11). 2006 – In his first season in Minnesota, posted the sixth-best single-season rushing mark in Vikings history with 1,214 yards rushing on 303 carries (4.0 avg) and 6 TDs... Caught 42 passes for 288 yards (6.9 avg)... Voted 2006 Vikings Offensive MVP by teammates... His 303 rushing attempts set the Vikings franchise record but has since been surpassed by Adrian Peterson... Set Vikings record with 9 games of 20+ carries... Ran for career-high 169 rushing yards at SEA (10/22)... Broke the 100-yard mark 4 times during the season... Missed only game of the season at DET (12/10) with a rib injury. 2005 – Carried the ball 117 times for 487 yards (4.2 avg)... Collected 41 receptions - the 4th-most among AFC RBs – for 292 yards (7.1 avg) and 1 TD... Ranked sixth on team with 13 special teams tackles... Returned 12 kickoffs for 253 yards (21.1 avg). 2004 – Played in all 16 games, making 4 starts... Rushed for 714 yards on 160 carries (4.5 avg) and 2 TDs... Caught 30 passes for 184 yards



(6.1 avg)... Collected two 100-yard rushing games. **2003** – Saw action in all 16 games, making 1 start at FB... Ran 63 times for 276 yards (4.4 avg) and 2 TDs... Caught 20 passes for 132 yards (6.6 avg)... Scored first career rushing TD at CIN (10/19)... Appeared in his first career playoff game. **2002** – Played in 15 games as a rookie, making 2 starts... Rushed for 122 yards on 33 carries (3.7 avg)... Hauled in 14 receptions for 129 yards (9.2 avg) and 2 TDs.

COLLEGE: Prolific rusher at Toledo (1998-2001)... Ran for over 1,000 yards in each of his final 3 seasons, including career-best 1,492 yards as a senior... Finished career as the runner-up for Mid-America Conference Player of the Year as a senior, finishing behind future NFL QB Byron Leftwich... The MVP of the North team in the Hula Bowl... Earned first-team all-MAC honors as a junior and senior.

PERSONAL: Named to Detroit News and Detroit Free Press 'Dream Teams' as a senior at River Rouge (MI) H.S. ... Had standout junior season when he ran for 1,180 yards... Holds bachelor's degree in sports management from Toledo.

CHESTER TAYLOR'S NFL STATISTICS

REGULAR SEASON

Year	Team	GP-GS	Rush	Yds	Avg	Lg	TD	Rec	Yds	Avg	Lg	TD
2002	Baltimore	15 - 2	33	122	3.7	17	0	14	129	9.2	20t	2
2003	Baltimore	16 - 1	63	276	4.4	32	2	20	132	6.6	23	0
2004	Baltimore	16 - 4	160	714	4.5	47	2	30	184	6.1	23	0
2005	Baltimore	15 - 1	117	487	4.2	52	0	41	292	7.1	20	1
2006	Minnesota	15 - 15	303	1,216	4.0	95t	6	42	288	6.9	24	0
2007	Minnesota	14 - 8	157	844	5.4	84t	7	29	281	9.7	50	0
2008	Minnesota	16 - 1	101	399	4.0	21t	4	45	399	8.9	47t	2
2009	Minnesota	16 - 0	94	338	3.6	25	1	44	389	8.8	33	1
2010	Chicago	16 - 1	112	267	2.4	24	3	20	139	7.0	18	0
NFL totals		139 - 33	1,140	4,663	4.1	95t	25	285	2,233	7.8	50	6

ADDITIONAL STATS: Kickoff Return - 55 for 1171 yards (21.3 avg): 2002 (10 for 236 yards), 2003 (23 for 448), 2005 (12 for 253), 2008 (10 for 234). Passing - 1-for-2 for 4 yards, 1 TD

POSTSEASON

Year	Team	GP-GS	Rush	Yds	Avg	Lg	TD	Rec	Yds	Avg	Lg	TD
2003	Baltimore	1 - 0	0	0	-	-	0	2	19	9.5	16	0
2008	Minnesota	1 - 0	12	48	4.0	11	0	5	36	7.2	10	0
2009	Minnesota	2 - 0	10	51	5.1	14	0	5	34	6.8	11	0
2010	Chicago	2 - 0	14	46	3.3	11	2	1	12	12.0	12	0
NFL totals		6 - 0	36	145	4.0	14	2	13	101	7.8	16	0

SEASON / CAREER / PLAYOFF HIGHS

	2010	Career	Playoff
Rushes.....	18, at CAR (10/10).....	31, two times.....	12, vs. PHI (1/4/09)
Rushing Yards.....	43, at CAR (10/10).....	169, at SEA (10/22/06).....	48, vs. PHI (1/4/09)
Longest Run.....	24, vs. SEA (10/17).....	95t, at SEA (10/22/06).....	14, two times
Rushing TDs.....	1, three times.....	3, vs. OAK (11/18/07).....	1, two times
Receptions.....	5, at DET (12/5).....	8, at SF (11/5/06).....	5, vs. PHI (1/4/09)
Receiving Yards.....	44, vs. DET (9/12).....	84, vs. GB (11/9/08).....	36, vs. PHI (1/4/09)
Longest Reception.....	18, vs. DET (9/12).....	50, at GB (11/11/07).....	16, vs. TEN (1/3/04)

CHESTER TAYLOR'S GAME-BY-GAME OFFENSIVE STATS 15-18 Regular Season Starting Record (0-0 Postseason Record)

2002 BALTIMORE RAVENS

Date	W/L	Opp.	Rush	Yards	Avg.	Lg	TD	Rec.	Yards	Avg.	Lg	TD
09/08	L	at CAR	0	0	-	-	0	0	0	-	-	0
09/15	L	TB	2	2	1	1	0	0	0	-	-	0
10/06	W	at CLE	3	7	2.3	4	0	1	5	5	5	0
10/13	L	at IND	2	1	0.5	1	0	0	0	-	-	0
10/20	W	JAX	1	1	1	1	0	0	0	-	-	0
10/27	L	PIT	2	8	4	6	0	1	5	5	5	0
11/03	L	at ATL	1	17	17	17	0	0	0	-	-	0
11/10	W	CIN	5	25	5	14	0	0	0	-	-	0
11/17	L	at MIA	1	3	3	3	0	3	5	1.7	4	0
11/24*	W	TEN	4	10	2.5	7	0	2	19	9.5	10	0
12/01	W	at CIN	2	9	4.5	6	0	1	16	16	16	0
12/08	L	NO	2	8	4	5	0	1	19	19	19	0
12/15*	W	at HOU	2	4	2	3	0	3	40	13.3	15	1
12/22	L	CLE	1	10	10	10	0	1	0	0	0	0
12/29	L	at PIT	5	17	3.4	5	0	1	20	20	20t	1
Totals	2-0		33	122	3.7	17	0	14	129	9.2	20t	2

CHICAGO BEARS PLAYERS

2003 BALTIMORE RAVENS

Date	W/L	Opp.	Rush	Yards	Avg.	Lg	TD	Rec.	Yards	Avg.	Lg	TD
09/07	L	at PIT	1	-1	-1	-1	0	3	10	3.3	7	0
09/14	W	CLE	5	8	1.6	5	0	1	3	3	3	0
09/21	W	at SD	3	12	4	7	0	0	0	-	-	0
09/28	L	KC	5	47	9.4	32	0	1	8	8	8	0
10/12	W	at ARI	10	45	4.5	14	0	3	25	8.3	10	0
10/19	L	at CIN	5	10	2	6	1	0	0	-	-	0
10/26	W	DEN	2	6	3	4	0	2	10	5	8	0
11/02	W	JAX	2	33	16.5	29t	1	0	0	-	-	0
11/09	L	at STL	4	18	4.5	6	0	3	10	3.3	7	0
11/16	L	at MIA	4	19	4.8	6	0	3	24	8	13	0
11/23	W	SEA	3	-1	-0.3	3	0	0	0	-	-	0
11/30	W	SF	1	-1	-1	-1	0	1	13	13	13	0
12/07	W	CIN	6	26	4.3	11	0	0	0	-	-	0
12/14*	L	at OAK	3	24	8	15	0	0	0	-	-	0
12/21	W	at CLE	7	22	3.1	14	0	1	23	23	23	0
12/28	W	PIT	2	9	4.5	9	0	2	6	3	4	0
Totals	0-1		63	276	4.4	32	2	20	132	6.6	23	0

POSTSEASON

1/3	L	TEN	0	0	-	-	0	2	19	9.5	16	0
-----	---	-----	---	---	---	---	---	---	----	-----	----	---

2004 BALTIMORE RAVENS

Date	W/L	Opp.	Rush	Yards	Avg.	Lg	TD	Rec.	Yards	Avg.	Lg	TD
09/12	L	at CLE	3	14	4.7	6	0	0	0	-	-	0
09/19	W	PIT	9	76	8.4	35	0	0	0	-	-	0
09/26	W	at CIN	8	27	3.4	11	0	1	-7	-7	-7	0
10/04	L	KC	1	4	4	4	0	2	9	4.5	8	0
10/10	W	at WAS	7	43	6.1	16	0	0	0	-	-	0
10/24*	W	BUF	21	89	4.2	15	0	2	11	5.5	7	0
10/31*	L	at PHI	18	78	4.3	13	0	4	18	4.5	10	0
11/07	W	CLE	2	6	3	3	0	0	0	-	-	0
11/14	W	at NYJ	0	0	-	-	0	1	23	23	23	0
11/21	W	DAL	15	33	2.2	9	1	4	18	4.5	6	0
11/28*	L	at NE	16	61	3.8	8	0	5	24	4.8	12	0
12/05*	L	CIN	23	139	6	47	1	3	25	8.3	13	0
12/12	W	NYG	25	104	4.2	19	0	4	27	6.8	11	0
12/19	L	at IND	7	22	3.1	9	0	2	20	10	11	0
12/26	L	at PIT	3	17	5.7	12	0	2	16	8	11	0
01/01	W	MIA	2	1	0.5	1	0	0	0	-	-	0
Totals	1-3		160	714	4.5	47	2	30	184	6.1	23	0

2005 BALTIMORE RAVENS

Date	W/L	Opp.	Rush	Yards	Avg.	Lg	TD	Rec.	Yards	Avg.	Lg	TD
09/11	L	IND	4	27	6.8	23	0	2	22	11	11	0
09/18	L	at TEN	3	5	1.7	7	0	3	21	7	10	0
10/02	W	NYJ	11	32	2.9	9	0	2	24	12	20	0
10/09	L	at DET	9	46	5.1	14	0	4	24	6	18	0
10/16	W	CLE	8	92	11.5	52	0	4	8	2	3	0
10/23	L	at CHI	2	21	10.5	14	0	1	1	1	1	0
10/31	L	at PIT	8	9	1.1	7	0	5	55	11	16	1
11/06	L	CIN	3	9	3	4	0	5	26	5.2	15	0
11/13	L	at JAX	0	0	-	-	0	0	0	-	-	0
11/20	W	PIT	19	59	3.1	14	0	4	26	6.5	14	0
12/04	W	HOU	11	40	3.6	11	0	1	6	6	6	0
12/11*	L	at DEN	20	59	3	14	0	3	14	4.7	8	0
12/19	W	GB	6	37	6.2	15	0	0	0	-	-	0
12/25	W	MIN	5	15	3	6	0	3	49	16.3	19	0
01/01	L	at CLE	8	36	4.5	12	0	4	16	4	8	0
Totals	0-1		117	487	4.2	52	0	41	292	7.1	20	1

2006 MINNESOTA VIKINGS

Date	W/L	Opp.	Rush	Yards	Avg.	Lg	TD	Rec.	Yards	Avg.	Lg	TD
09/11*	W	at Was	31	88	2.8	10	1	3	43	14.3	24	0
09/17*	W	Car	24	113	4.7	33	0	3	15	5	9	0
09/24*	L	Chi	20	74	3.7	24	0	3	15	5	5	0
10/01*	L	at Buf	10	23	2.3	11	0	3	14	4.7	10	0
10/08*	W	Det	26	123	4.7	28	0	5	31	6.2	8	0
10/22*	W	at Sea	26	169	6.5	95t	1	4	19	4.8	11	0
10/30*	L	NE	10	22	2.2	6	0	3	27	9	20	0
11/05*	L	at SF	26	96	3.7	11	0	8	45	5.6	13	0
11/12*	L	GB	20	75	3.8	11	0	2	20	10	15	0
11/19*	L	at Mia	28	80	2.9	10	2	0	0	-	-	0
11/26*	W	Ari	27	136	5	28	1	3	35	11.7	15	0
12/03*	L	at Chi	17	99	5.8	42	0	1	2	2	2	0
12/17*	L	NYJ	11	38	3.5	13	0	0	0	-	-	0
12/21*	L	at GB	15	49	3.3	11	0	3	18	6	9	0
12/31*	L	StL	12	31	2.6	16	1	1	4	4	4	0
Totals	5-10		303	1216	4	95t	6	42	288	6.9	24	0



CHESTER TAYLOR'S GAME-BY-GAME OFFENSIVE STATS (continued)

2007 MINNESOTA VIKINGS

Date	W/L	Opp.	Rush	Yards	Avg.	Lg	TD	Rec.	Yards	Avg.	Lg	TD
09/09*	W	Atl	3	18	6	14	0	1	3	3	3	0
09/30*	L	GB	8	40	5	37	0	1	11	11	11	0
10/14*	W	at Chi	22	83	3.8	14	0	0	0	-	-	0
10/21*	L	at Dal	10	47	4.7	16	0	3	19	6.3	9	0
10/28	L	Phi	6	19	3.2	9	0	1	18	18	18	0
11/04	W	SD	9	60	6.7	34	1	2	23	11.5	16	0
11/11	L	at GB	3	37	12.3	23	0	2	59	29.5	50	0
11/18*	W	Oak	22	164	7.5	38	3	3	38	12.7	15	0
11/25*	W	at NYG	31	77	2.5	13	1	2	12	6	11	0
12/02	W	Det	14	70	5	15	1	2	17	8.5	10	0
12/09*	W	at SF	8	101	12.6	84	1	3	23	7.7	10	0
12/17	W	Chi	5	31	6.2	10	0	1	7	7	7	0
12/23	L	Was	6	14	2.3	6	0	5	42	8.4	14	0
12/30*	L	at Den	10	83	8.3	24	0	3	9	3	10	0
Totals	5-3		157	844	5.4	84	7	29	281	9.7	50	0

2008 MINNESOTA VIKINGS

Date	W/L	Opp.	Rush	Yards	Avg.	Lg	TD	Rec.	Yards	Avg.	Lg	TD
09/08	L	at GB	5	19	3.8	7	0	3	21	7	14	0
09/14	L	Ind	4	18	4.5	7	0	1	-2	-2	-2	0
09/21	W	Car	11	44	4	10	0	3	22	7.3	11	0
09/28	L	at Ten	1	0	0	0	0	0	0	-	-	0
10/06	W	at NO	3	8	2.7	5	0	2	14	7	9	0
10/12	W	Det	5	21	4.2	13	0	3	33	11	15	0
10/19	L	at Chi	10	34	3.4	8	1	6	48	8	13	0
11/02	W	Hou	7	38	5.4	12	0	3	25	8.3	12	0
11/09	W	GB	10	29	2.9	7	0	4	84	21	47	1
11/16	L	at TB	5	11	2.2	6	0	2	15	7.5	11	0
11/23*	W	at Jac	9	25	2.8	18	1	2	12	6	10	0
11/30	W	Chi	10	46	4.6	21	1	4	19	4.8	8	0
12/07	W	at Det	6	27	4.5	17	1	2	26	13	14	0
12/14	W	at Ari	10	66	6.6	20	0	4	37	9.3	11	1
12/21	L	Atl	1	3	3	3	0	5	26	5.2	11	0
12/28	W	NYG	4	10	2.5	8	0	1	19	19	19	0
Totals	1-0		101	399	4	21	4	45	399	8.9	47	2

POSTSEASON

1/4	L	Phi	12	48	4.0	11	0	5	36	7.2	10	0
-----	---	-----	----	----	-----	----	---	---	----	-----	----	---

2009 MINNESOTA VIKINGS

Date	W/L	Opp.	Rush	Yards	Avg.	Lg	TD	Rec.	Yards	Avg.	Lg	TD
09/13	W	at Cle	7	17	2.4	8	0	5	13	2.6	10	0
09/20	W	at Det	4	8	2	4	0	3	20	6.7	14	0
09/27	W	SF	6	16	2.7	8	0	7	70	10	30	0
10/05	W	GB	2	8	4	5	0	3	35	11.7	19	0
10/11	W	at StL	10	26	2.6	7	1	3	49	16.3	33	0
10/18	W	Bal	8	22	2.8	11	0	0	0	-	-	0
10/25	L	at Pit	3	14	4.7	10	0	1	7	7	7	0
11/01	W	at GB	5	12	2.4	8	0	2	15	7.5	20	0
11/15	W	Det	7	16	2.3	11	0	1	7	7	7	0
11/2	W	Sea	11	73	6.6	25	0	2	12	6	8	0
11/29	W	Chi	4	33	8.3	15	0	6	51	8.5	16	1
12/06	L	at Ari	5	21	4.2	7	0	4	28	7	14	0
12/13	W	Cin	5	25	5	17	0	2	32	16	26	0
12/20	L	at Car	2	6	3	7	0	1	7	7	7	0
12/28	L	at Chi	8	29	3.6	11	0	2	26	13	20	0
01/03	W	NYG	7	12	1.7	10	0	2	17	8.5	10	0
Totals	0-0		94	338	3.6	25	1	44	389	8.8	33	1

POSTSEASON

1/24	L	at NO	6	28	4.7	14	0	3	18	6.0	11	0
------	---	-------	---	----	-----	----	---	---	----	-----	----	---

2010 CHICAGO BEARS

Date	W/L	Opp.	Rush	Yards	Avg.	Lg	TD	Rec.	Yards	Avg.	Lg	TD
9/12	W	DET	9	29	3.2	10	0	3	44	14.7	18	0
9/19	W	at DAL	4	6	1.5	4	0	2	9	4.5	9	0
9/27*	W	GB	3	9	3.0	6	0	0	0	0.0	0	0
10/3	L	at NYG	3	22	7.3	11	0	0	0	0.0	0	0
10/10	W	at CAR	18	43	2.4	10	0	2	11	5.5	6	0
10/17	L	SEA	4	31	7.8	24	0	1	4	4.0	4	0
10/24	L	WAS	3	20	6.7	12	0	2	10	5.0	5	0
11/7	W	at BUF	10	13	1.3	4	1	1	14	14.0	14	0
11/14	W	MIN	11	33	3.0	10	0	3	8	2.7	9	0
11/18	W	at MIA	11	10	0.9	5	0	0	0	0.0	0	0
11/28	W	Phi	6	-3	-0.5	2	0	0	0	0.0	0	0
12/5	W	at DET	9	33	3.7	9	1	5	31	6.2	9	0
12/12	L	NE	3	1	0.3	1	1	1	8	8.0	8	0
12/20	W	at MIN	11	5	0.5	5	0	0	0	0.0	0	0
12/26	W	NYJ	4	4	1.0	4	0	0	0	0.0	0	0
1/2	L	at GB	3	11	3.7	5	0	0	0	0.0	0	0
Totals	1-0		112	267	2.4	24	3	20	139	7.0	18	0

POSTSEASON

1/16	W	SEA	11	44	4.0	11	1	0	0	0.0	0	0
1/23	L	GB	3	2	0.7	4	1	1	12	12.0	12	0
Totals	0-0		14	46	3.3	11	2	1	12	12.0	12	0

*Denotes Game Started



33 CHARLES TILLMAN

Ht: 6-2

Wt: 198

Age: 30

College: Louisiana-Lafayette

Bears Season: 9

NFL Season: 9

Acquired: 2nd round of the 2003 draft

CORNERBACK

PRO CAREER: Leads the Bears with 27 interceptions since being drafted by Chicago in 2003, including 23 over the previous six seasons... Tied for fourth in team annals in INTs... Has started 110-of-114 career games played, recording 686 tackles, 27 INTs, 81 PBUs, 24 forced fumbles, 2.0 sacks, 2 fumble recoveries and 4 return TDs (3 INTs and 1 fumble)... His 24 forced fumbles since 2003 are the most in the NFL amongst cornerbacks... Ranks eighth in the NFL among cornerbacks in INTs since his rookie season... His 686 tackles since 2003 are the most in Chicago's secondary and rank 3rd on the Bears trailing only Brian Urlacher (1,029) and Lance Briggs (1,139)... Stands as Chicago's active leader with 81 career PBUs after leading the team in 2003 (10), 2006 (11), 2008 (16) and 2009 (7) and tying for the team lead in 2007 (5) and 2005 (18)... Set Bears record (and 2nd all-time in NFL annals) for the longest non-scoring return by producing a 95-yard return on an INT vs. GB (12/4/05), the fourth-longest overall INT return in club history... Combined with Nathan Vasher to record 13 INTs in 2005 which tied for third-most picks by a CB tandem in the NFL, tied for tops in the NFC, was the most by a Bears duo since Mark Carrier (10) and Donnell Woolford (3) in 1990 and was the most by any Chicago CB tandem dating back to 1968... Became first rookie since Carrier in 1990 to lead Chicago in INTs with 4 in 2003.

HONORS & AWARDS: 2008 - Brian Piccolo Award, Ed Block Courage Award. 2005 - NFC Defensive Player of the Week (10/30). 2003 - NFL Rookie of the Year (*Sports Illustrated*); All-Pro (*Sports Illustrated*); NFL Defensive Rookie of the Year (*Football Digest*); Brian Piccolo Award.

CAREER TRANSACTIONS: Entered NFL as a second-round selection (35th overall) by Chicago in the 2003 NFL Draft... Signed 5-year contract with Chicago (7/26/03)... Signed 6-year contract with Bears (7/25/07). **SIGNED through 2013**

2010 SEASON: Tied for the team lead in INTs (5) and FF (3), starting all 16 games... Finished second on the team with 11 PBUs and tied for second with 2 fumble recoveries... Led the Bears secondary and finished third on the Bears with 101 tackles... Added 2 TFLs... Started both postseason contests, posting 8 tackles and 4 PBUs. **GAMES PLAYED-STARTED: 16-16**

PREVIOUS SEASONS: 2009 - Ranked second in the NFL with a career-high 6 forced fumbles, starting all 15 games played prior to being placed on Injured Reserve (12/30)... Led the team in PBUs and was second in solo tackles (64), while leading the secondary with 86 tackles... Collected a career-high 3 forced fumbles vs. PHI (11/22). 2008 - Paced the Bears in PBUs and forced fumbles (4), starting all 15 games he played... Ranked 2nd on the Bears in solo tackles (79), tied for 2nd in INTs (3) and 6th in total tackles (91)... Returned an INT 26 yards for a TD at DET (10/5)... Inactive for Game 7 vs. MIN (10/19). 2007 - Tied for the team lead with 5 PBUs and 2nd on team in INTs (3)... Tied a career-high with 4 forced fumbles, which ranked 6th in the NFC... Blocked 2 punts, both leading to Bears touchdowns, one of which was returned for a score by Corey Graham vs. GB (12/23)... Inactive Game 4 with an ankle injury. 2006 - Tied career-high and team-high with 5 INTs, tied for 10th in NFL... Also led team with 11 PBUs, the 3rd time in his career that he led or tied for team lead in that category... Notched first career defensive fumble recovery which he returned 40 yards for a TD... Started Games 1-14 and all 3 postseason contests at LCB; Inactive Games 15 and 16 due to injury... Finished 3rd on team in postseason with 22 tackles, and 2nd with 4 PBUs... Stripped and recovered ball from Colts TE Bryan Fletcher in Super Bowl XLI (2/4/07), while finishing game 2nd on team with career-playoff-high 11 tackles. 2005 - Established career-highs with 104 tackles, 5 INTs, 18 PBUs and 4 forced fumbles while starting the first 15 games at LCB, plus the postseason contest... Ranked 3rd on club (led secondary) in tackles, 2nd in INTs, tied for lead in PBUs and led in forced fumbles... Started at LCB in Games 1-15; Inactive Game 16... Named NFC Defensive Player-of-the-Week for first career TD at DET (10/30), a 22-yard INT return in OT after posting 9 tackles and 2 PBUs... Set up Bears FG with career-long 95-yard INT return to the Packers 5-yard line off



Brett Favre vs. GB (12/4): added 7 tackles, 1 sack, 1 forced fumble and 3 PBUs. 2004 - Compiled 44 tackles with 1 forced fumble, 3 PBUs and added 2 special teams tackles while starting 7 of 8 games played and missing 8 games due to a knee injury... Started at LCB Games 1-2, 12-16, came off the bench in Game 11; Inactive Games 3-10. 2003 - Tied for team lead and NFL lead among rookies with 4 INTs for the Bears, starting the final 13 games of the season at CB, the last 10 at LCB, and playing in all 16... Led team with 10 PBUs while ranking 2nd on secondary and 3rd overall with 89 tackles... Participated in all 16 games - starting Games 4-6 at RCB and Games 7-16 at LCB... Forced fumble on special teams in NFL debut at SF (9/7)... Forced fumble recovered by Bobby Gray at SEA (10/19)... Nabbed INT in second straight game vs. SD (11/2).

COLLEGE: Four-year starter at LCB at Louisiana-Lafayette (1999-2002) was 2-time all-Sun Belt selection who started 39-of-45 career games played and totaled 284 career tackles, including 2 sacks and 9 TFLs, along with 12 INTs, 31 PBUs, 7 forced fumbles, 7 fumble recoveries and 3 blocked punts... Earned All-America honors as a senior after moving to starting free safety for the second half of the campaign after playing strictly at CB previously... Also first-team all-Sun Belt while starting every game and leading the team with a career-high 100 tackles while adding 8 PBUs, 2 INTs, 3 forced fumbles, 2 fumble recoveries, and 3 blocked punts... Second-team all-Sun Belt as a junior, starting every game at LCB and recording 38 tackles with 8 PBUs and 4 INTs... As a sophomore, started every game at LCB and finished 2nd on team with 64 tackles, including 2 sacks, 6 INTs and 9 PBUs... Played in every game as a true freshman, starting 5 of the final 7 and finishing 2nd on squad with 82 tackles; added 6 PBUs... Majored in health and physical education.

PERSONAL: Two-time all-district 8-5A and all-area team selection at Copperas Cove (Texas) H.S... Named to Super Centex team by the Austin *American-Statesman*... All-state Class 5A honorable mention... Named 2007 Bears nominee for NFL's Walter Payton "Man of the Year" award... Shifted focus of his foundation, Charles Tillman's Cornerstone Foundation founded in 2005, to improve the lives of critically and chronically ill children throughout greater Chicago by providing daily support and life-changing experiences... Born in Chicago and attended kindergarten at Horace Mann Elementary on the South Side... Parents are native Chicagoans Arbria and Donald Tillman... The son of an Army sergeant, he attended 11 schools from kindergarten to 12th grade... He and wife, Jackie, have 2 daughters.

CHARLES TILLMAN'S NFL STATISTICS

REGULAR SEASON

		Tackles							Interceptions				Fumbles			Misc.		
Year	Team	GP	GS	Tot	S	A	Sk	Yds	No	Yds	Lg	TD	PD	FF	FR	Yds	TFL	STT
2003	Chicago	16	13	89	64	25	1.0	3.0	4	27	32	0	10	1	0	0	1	5
2004	Chicago	8	7	44	37	7	0.0	0.0	0	0	0	0	3	1	0	0	1	2
2005	Chicago	15	15	104	84	20	1.0	10.0	5	172	95	1	18	4	0	0	0	0
2006	Chicago	14	14	88	67	21	0.0	0.0	5	32	13	0	11	1	1	40	3	0
2007	Chicago	15	15	83	64	19	0.0	0.0	3	24	20	0	5	4	0	0	0	0
2008	Chicago	15	15	91	79	12	0.0	0.0	3	52	261	1	16	4	0	0	0	0
2009	Chicago	15	15	86	64	22	0.0	0.0	2	35	211	1	7	6	1	0	2	0
2010	Chicago	16	16	101	66	35	0.0	0.0	5	127	56	0	11	3	2	-8	2	0
NFL totals		114	110	686	525	161	2.0	13.0	27	469	95	3	81	24	4	32	9	7

ADDITIONAL STATS: Touchdowns - 4: 22-yard INT return at DET (10/30/05); 40-yard fumble return at ARZ (10/16/06); 26-yard INT return at DET (10/5/08); 21-yard INT return vs. CLE (11/1/09). Blocked Punts - 2: 1 vs. DEN (11/25/07), 1 vs. GB (12/30/07).

POSTSEASON

		Tackles							Interceptions					Fumbles			Misc.	
Year	Team	GP	GS	Tot	S	A	Sk	Yds	No	Yds	Lg	TD	PD	FF	FR	Yds	TFL	STT
2005	Chicago	1	1	7	5	2	0.0	0.0	0	0	0	0	1	0	0	0	0	0
2006	Chicago	3	3	22	16	6	0.0	0.0	0	0	0	0	4	1	1	0	0	0
2010	Chicago	2	2	8	5	3	0.0	0.0	0	0	0	0	4	0	0	0	0	0
Postseason		6	6	37	26	11	0.0	0.0	0	0	0	0	9	1	1	0	0	0

SEASON / CAREER / PLAYOFF HIGHS

	2010	Career	Playoff
Tackles	12, vs. NYJ (12/26)	12, four times	11, vs. IND (SB XLI)
Solos	9, vs. WAS (10/24)	10, three times	7, vs. IND (SB XLI)
Interceptions	1, five times	2, at NE (11/26/07)	None
Longest INT Return	56, at MIN (12/20)	95, vs. GB (12/4/05)	None
Pass Defenses	2, two times	3, three times	4, vs. SEA (1/16/11)

CHICAGO BEARS PLAYERS

CHARLES TILLMAN'S GAME-BY-GAME DEFENSIVE STATS 64-46 Regular Season Starting Record (3-3 Postseason Record)

2003 CHICAGO BEARS

Date	W/L	Opp.	Tkls-S	TFL	PD	INT-Yds	Sk-YL
9/7	L	at SF	3-3	0	0	0-0	0-0
9/14	L	at MIN	2-2	0	0	0-0	0-0
9/29	L	GB	1-1	0	1	0-0	0-0
10/5*	W	OAK	7-5	0	1	0-0	0-0
10/12*	L	at NO	1-1	0	1	0-0	0-0
10/19*	L	at SEA	5-3	0	0	0-0	0-0
10/26*	W	DET	10-6	0	0	1-32	0-0
11/2*	W	SD	1-1	0	1	1-(-5)	0-0
11/9*	L	at DET	5-3	0	1	0-0	0-0
11/16*	L	STL	12-9	0	1	1-0	0-0
11/23*	W	at DEN	8-6	0	1	0-0	1-3
11/30*	W	ARZ	4-1	0	0	0-0	0-0
12/7*	L	at GB	9-7	1	1	0-0	0-0
12/14*	W	MIN	10-6	0	2	1-0	0-0
12/21*	W	WASH	2-2	0	0	0-0	0-0
12/28*	L	at KC	9-8	0	0	0-0	0-0
Totals	7-6		89-64	1	10	4-27	1-3

2004 CHICAGO BEARS

Date	W/L	Opp.	Tkls-S	TFL	PD	INT-Yds	Sk-YL
9/12*	L	DET	5-3	0	0	0-0	0-0
9/19*	W	at GB	12-10	0	0	0-0	0-0
9/26	L	at MIN	INACTIVE				
10/3	L	PHI	INACTIVE				
10/17	L	WASH	INACTIVE				
10/24	L	at TB	INACTIVE				
10/31	W	SF	INACTIVE				
11/7	W	at NYG	INACTIVE				
11/14	W	at TEN	INACTIVE				
11/21	L	IND	INACTIVE				
11/25	L	at DAL	0-0	0	0	0-0	0-0
12/5*	W	MIN	8-7	0	0	0-0	0-0
12/12*	L	at JAX	9-8	0	1	0-0	0-0
12/19*	L	HOU	1-1	0	0	0-0	0-0
12/26*	L	at DET	4-4	0	2	0-0	0-0
1/2*	L	GB	5-4	1	0	0-0	0-0
Totals	2-5		44-37	1	3	0-0	0-0

2005 CHICAGO BEARS

Date	W/L	Opp.	Tkls-S	TFL	PD	INT-Yds	Sk-YL
9/11*	L	at WAS	9-7	0	0	0-0	0-0
9/18*	W	DET	8-7	0	2	0-0	0-0
9/25*	L	CIN	6-3	0	0	0-0	0-0
10/9*	L	at CLE	9-8	0	1	1-0	0-0
10/16*	W	MIN	7-6	0	2	1-55	0-0
10/23*	W	BAL	4-3	0	0	0-0	0-0
10/30*	W	at DET	9-5	0	2	1-22	0-0
11/6*	W	at NO	5-4	0	0	0-0	0-0
11/13*	W	SF	4-3	0	2	0-0	0-0
11/20*	W	CAR	8-8	0	3	0-0	0-0
11/27*	W	at TB	9-8	0	0	0-0	0-0
12/4*	W	GB	7-6	0	3	1-95	1-10
12/11*	L	at PIT	8-6	0	0	0-0	0-0
12/18*	W	ATL	2-2	0	1	0-0	0-0
12/25*	W	at GB	9-8	0	2	1-0	0-0
1/1	L	at MIN	INACTIVE				
Totals	11-4		104-84	0	18	5-172	1-10

POSTSEASON

1/15*	L	CAR	7-5	0	1	0-0	0-0
-------	---	-----	-----	---	---	-----	-----

2006 CHICAGO BEARS

Date	W/L	Opp.	Tkls-S	TFL	PD	INT-Yds	Sk-YL
9/10*	W	at GB	6-6	0	1	1-13	0-0
9/17*	W	DET	6-4	0	0	0-0	0-0
9/24*	W	at MIN	5-4	0	0	0-0	0-0
10/1*	W	SEA	4-4	0	0	0-0	0-0
10/8*	W	BUF	4-4	0	0	0-0	0-0
10/16*	W	at ARZ	7-3	0	1	0-0	0-0
10/29*	W	SF	8-6	1	1	0-0	0-0
11/5*	L	MIA	7-6	1	1	0-0	0-0
11/12*	W	at NYG	4-4	0	2	1-11	0-0
11/19*	W	at NYJ	5-5	1	0	0-0	0-0
11/26*	L	at NE	8-7	0	1	2-8	0-0
12/3*	W	MIN	3-2	0	0	0-0	0-0
12/11*	W	at STL	10-5	0	2	1-0	0-0
12/17*	W	TB	11-7	0	2	0-0	0-0
12/24	W	at DET	INACTIVE				
12/31	L	GB	INACTIVE				
Totals	12-2		88-67	3	11	5-32	0-0

POSTSEASON

1/14*	W	SEA	6-5	0	2	0-0	0-0
1/21*	W	NO	5-4	0	2	0-0	0-0
2/4*	L	IND	11-7	0	0	0-0	0-0
Totals	2-1		22-16	0	4	0-0	0-0

2007 CHICAGO BEARS

Date	W/L	Opp.	Tkls-S	TFL	PD	INT-Yds	Sk-YL
9/9*	L	at SD	5-4	0	0	0-0	0-0
9/16*	W	KC	6-5	0	1	0-0	0-0
9/23*	L	DAL	6-6	0	1	0-0	0-0
9/30	L	at DET	INACTIVE				
10/7*	W	at GB	4-3	0	2	0-0	0-0
10/14*	L	MIN	2-2	0	0	0-0	0-0
10/21*	W	at PHI	4-3	0	0	0-0	0-0
10/28*	L	DET	8-6	0	0	0-0	0-0
11/11*	W	at OAK	7-3	0	0	0-0	0-0
11/18*	L	at SEA	7-7	0	0	0-0	0-0
11/25*	W	DEN	5-2	0	0	1-4	0-0
12/2*	L	NYG	2-1	0	0	1-0	0-0
12/6*	L	at WAS	6-5	0	0	0-0	0-0
12/17*	L	at MIN	12-10	0	0	0-0	0-0
12/23*	W	GB	5-4	0	0	0-0	0-0
12/30*	W	NO	4-3	0	1	1-20	0-0
Totals	7-8		83-64	0	5	3-24	0-0

2008 CHICAGO BEARS

Date	W/L	Opp.	Tkls-S	TFL	PD	INT-Yds	Sk-YL
9/7*	W	at IND	6-5	0	2	0-0	0-0
9/14*	L	at CAR	7-7	0	0	1-26	0-0
9/21*	L	TB	11-10	0	1	0-0	0-0
9/28*	W	PHI	4-4	0	1	0-0	0-0
10/5*	W	at DET	3-2	0	3	1-261	0-0
10/12*	L	at ATL	7-7	0	1	0-0	0-0
10/19	W	MIN	INACTIVE				
11/2*	W	DET	8-7	0	1	0-0	0-0
11/9*	L	TEN	7-7	0	2	0-0	0-0
11/16*	L	at GB	6-5	0	0	0-0	0-0
11/23*	W	at STL	3-3	0	1	1-0	0-0
11/30*	L	at MIN	6-3	0	0	0-0	0-0
12/7*	W	JAX	6-4	0	1	0-0	0-0
12/11*	W	NO	7-7	0	1	0-0	0-0
12/22*	W	GB	2-1	0	1	0-0	0-0
12/28*	L	at HOU	8-7	0	1	0-0	0-0
Totals	8-7		91-79	0	16	3-52	0-0

2009 CHICAGO BEARS

Date	W/L	Opp.	Tkls-S	TFL	PD	INT-Yds	Sk-YL
9/13*	L	at GB	3-1	1	0	0-0	0-0
9/20*	W	PIT	5-4	0	0	1-14	0-0
9/27*	W	at SEA	6-3	0	1	0-0	0-0
10/4*	W	DET	7-7	0	0	0-0	0-0
10/18*	L	at ATL	8-6	0	0	0-0	0-0
10/25*	L	at CIN	5-2	0	1	0-0	0-0
11/1*	W	CLE	6-5	0	0	1-211	0-0
11/8*	L	ARZ	6-4	0	1	0-0	0-0
11/12*	L	at SF	3-1	1	1	0-0	0-0
11/22*	L	PHI	5-5	0	0	0-0	0-0
11/29*	L	at MIN	5-5	0	1	0-0	0-0
12/6*	W	STL	7-4	0	0	0-0	0-0
12/13*	L	GB	3-2	0	1	0-0	0-0
12/20*	L	at BAL	8-8	0	0	0-0	0-0
12/28	W	MIN	9-7	0	1	0-0	0-0
1/3	W	at DET	INJURED RESERVE				
Totals	6-9		86-64	2	7	2-35	0-0

2010 CHICAGO BEARS

Date	W/L	Opp.	Tkls-S	TFL	PD	INT-Yds	Sk-YL
9/12*	W	DET	3-3	0	1	1-7	0-0
9/19*	W	at DAL	6-4	0	0	0-0	0-0
9/27*	W	GB	7-7	0	1	0-0	0-0
10/3*	L	at NYG	7-4	0	2	0-0	0-0
10/10*	W	at CAR	4-3	0	2	1-17	0-0
10/17*	L	SEA	6-4	0	1	0-0	0-0
10/24*	L	WAS	11-9	0	1	0-0	0-0
11/7*	W	at BUF	5-3	0	1	0-0	0-0
11/14*	W	MIN	5-2	0	0	0-0	0-0
11/18*	W	at MIA	6-3	0	0	1-5	0-0
11/28*	W	PHI	5-4	0	0	0-0	0-0
12/5*	W	at DET	5-3	0	1	0-0	0-0
12/12*	L	NE	11-5	0	0	0-0	0-0
12/20*	W	at MIN	5-2	1	0	1-56	0-0
12/26*	W	NYJ	12-8	0	1	0-0	0-0
1/2*	L	at GB	3-2	1	0	1-42	0-0
Totals	11-5		101-66	2	11	5-127	0-0

POSTSEASON

1/16*	W	SEA	3-2	0	4	0-0	0-0
1/23*	L	GB	5-3	0	0	0-0	0-0
Totals	1-1		8-5	0	4	0-0	0-0

*Denotes Game Started



75 MATT TOEAINA

Ht: 6-2 **Wt:** 308
Age: 26 **College:** Oregon
Bears Season: 4 **NFL Season:** 4
Acquired: Practice squad claim in 2007 (CIN)

DEFENSIVE TACKLE

PRO CAREER: Originally entered the league as a sixth round draft pick of the Cincinnati Bengals in the 2007 NFL Draft, but has appeared in all 21 career games (10 starts) with the Bears... Posted 39 tackles (22 solo), 2.0 sacks, 3 PBUs, 2 TFLs and 1 fumble recovery in his career... Spent the first 14 weeks of the 2007 regular season on the Bengals practice squad before being signed to the Bears active roster... Made an immediate impact with the Bears by recording 2 TFLs in his first NFL game in 2007... Played in 2 career playoff games.

CAREER TRANSACTIONS: Drafted by Cincinnati in the sixth round (187th overall) of the 2007 NFL Draft... Signed by the Bengals (7/25/07)... Cut by Cincinnati (9/2/07)... Signed to the Bengals practice squad (9/4/07)... Signed by Chicago off the Bengals practice squad (12/12/07). **SIGNED through 2013**

2010 SEASON: Appeared in a career-high 16 games, making 10 starts... Collected career highs in tackles (33), sacks (2.0), PBUs (2) and fumble recoveries (1)... Made his first career start vs. GB (9/27)... Posted his first career sack vs. PHI (11/28)... Played in both postseason games. **GAMES PLAYED-STARTED: 16-10**

PREVIOUS SEASONS: **2009** - Played in 1 game, vs. PIT (9/20), but did not record a tackle... Was inactive for other 15 games. **2008** - Saw action in one game vs. NO (12/11), gathering 1 tackle and 1 PBU... Inactive for Games 1-13 and 15-16. **2007** - Made NFL debut at MIN (12/17/07), racking up 2 TFLs in the process... Finished the season with 5 tackles and 2 TFLs in three games.

COLLEGE: Played in 48 games with 27 starts at Oregon (2002-06), starting every game his junior and senior seasons... Finished his career with 5 starts at RDE and 22 at RDT... Earned all-Pac 10 honorable mention as a senior, tallying 3 TFLs and 1 fumble recovery among 36 tackles... Recipient of Joe Schafford Trophy, given to the team's most outstanding defensive lineman... Started 2 games at RDE and 10 at RDT as a junior, posting career highs in sacks (3.0), TFLs (6) and PBU (4)... Played in 10 games as a sophomore, making two starts... Led the Ducks with 3 fumble recoveries... Appeared in every game as a freshman... Redshirted in 2002... Majored in political science.

PERSONAL: Born in San Francisco, but grew up in Pago Pago, American Samoa... Attended Samoana High School in Utulei, American Samoa... Younger brother, Simi, was a defensive lineman at Oregon.

MATT TOEAINA'S NFL STATISTICS

REGULAR SEASON

Year	Team	GP	GS	Tackles					Interceptions					Fumbles			TFL	STT
				Tot	S	A	Sk	Yds	No	Yds	Lg	TD	PD	FF	FR	Yds		
2007	Chicago	3	0	5	2	3	0	0	0	0	-	-	0	0	0	0	2	0
2008	Chicago	1	0	1	0	1	0	0	0	0	-	-	1	0	0	0	0	0
2009	Chicago	1	0	0	0	0	0	0	0	0	-	-	0	0	0	0	0	0
2010	Chicago	16	10	33	20	13	2.0	15.0	0	0	-	-	2	0	1	0	0	0
NFL totals		21	10	39	22	17	2.0	15.0	0	0	-	-	3	0	1	0	2	0

POSTSEASON

Year	Team	GP	GS	Tackles					Interceptions					Fumbles			Misc.	
				Tot	S	A	Sk	Yds	No	Yds	Lg	TD	PD	FF	FR	Yds	TFL	STT
2010	Chicago	2	0	0	0	0	0.0	0.0	0	0	-	-	0	0	0	0	0	0



54 BRIAN URLACHER

Ht: 6-4

Age: 33

Bears Season: 12

Acquired: 1st round of the 2000 draft

Wt: 258

College: New Mexico

NFL Season: 12

LINEBACKER

PRO CAREER: Selected to seven career Pro Bowls while registering 1,556 career tackles, the most ever in Bears history... Named 2005 AP Defensive Player of the Year and finished fourth in voting in 2006... Became the second Bears player to be named Defensive Player of the Year (Mike Singletary, 1985, 1988) in franchise history and just the fifth player in NFL history to be named Defensive Rookie of the Year and Defensive Player of the Year in their career... Ranks 7th on team's career sacks list (first kept as a stat in 1982) with 41.5, which is also the most all-time amongst Bears LBs... Tied for the lead amongst all NFL linebackers with 11 INTs since 2006 and is tied for fourth amongst LBs with 18 INTs since entering the league in 2000... Has recorded over 100 tackles in 10-of-11 seasons, including a career-high 214 in 2002, the most ever by a Bear since tackle totals began being recorded in 1971... His 10 seasons of 100+ tackles is tied for the franchise record with Mike Singletary... Became the first player in franchise history to have a 90-plus yard fumble return for a TD (90 yards at ATL, 10/7/01) and an 80-plus yard INT return for a score (85 yards vs. GB, 12/23/07)... Has contributed to Chicago allowing the fewest points in the NFL in two seasons, including 2005 when the Bears 202 points allowed was the fewest since the franchise-record 187 in 1986... First Chicago defender to lead the team in tackles in his initial 4 NFL seasons and was the first Bear to pace the team in tackles for 4 straight seasons since Singletary did so 5 straight years (1988-92)... Fifth player in franchise history to receive Pro Bowl selections in each of his first 4 NFL seasons (Rick Casares, Mike Ditka, Dick Butkus and Gale Sayers)... Ranks 2nd on Bears all-time list for career fumble return yards with 158 on 12 career recoveries... Third Bear ever named NFL Defensive Rookie-of-the-Year behind Mark Carrier (1990) and Wally Chambers (1973) and Chicago's first rookie Pro Bowler since Carrier... Second Bears rookie ever to lead team in tackles (Doug Plank, 1975)... Credited with 57 tackles, 2 INTs and 2.0 sacks in 7 postseason games (7 starts).

HONORS & AWARDS: 2010 - Pro Bowl; Second-team All-Pro (AP); NFC Defensive Player of the Month (12/10). 2009 - All-Decade (ESPN). 2007 - Brian Piccolo Award. 2006 - Pro Bowl; All-Pro (AP, *The Sporting News*); All-NFL (Pro Football Weekly); All-NFC (Pro Football Weekly). 2005 - Pro Bowl; NFL Defensive Player of the Year (AP, Pro Football Weekly); All-Pro (AP); All-NFL (Pro Football Weekly); All-NFC (Pro Football Weekly). 2004 - NFC Defensive Player of the Week (9/19); NFC Defensive Player of the Week (10/31). 2003 - Pro Bowl. 2002 - Pro Bowl; All-Pro (AP); All-NFL (Pro Football Weekly); All-NFC (Pro Football Weekly); NFC Defensive Player of the Week (9/15). 2001 - Pro Bowl; All-Pro (AP); All-NFL (Pro Football Weekly); NFL Defensive Player of the Year (*Football Digest*); NFC Defensive Player of the Week (10/7); NFC Special Teams Player of the Week (12/23). 2000 - Pro Bowl; Defensive Rookie of the Year (AP); NFC Defensive Rookie of the Month (10/2000); Brian Piccolo Award.

CAREER TRANSACTIONS: Entered NFL as first-round selection (ninth overall) by Chicago in the 2000 NFL Draft... Signed contract with Bears (6/16/00)... Signed 9-year contract with Chicago (6/6/03)... Signed 1-year extension (7/22/08). **SIGNED through 2012**

2010 SEASON: Led the Bears in tackles (146), TFLs (11), PBUs (13) and fumble recoveries (3)... Credited with 9.5 stuffs - according to STATS, LLC - which ranked fourth in NFL... Finished third on Chicago with 4.0 sacks, adding 1 INT and 2 forced fumbles... Started all 16 regular games and both playoff contests... Finished with 14 tackles (11 solo), 2 TFLs, 1.0 sack and 1 INT in the playoffs... One of four players to record both an INT and a sack in the 2010 postseason. **GAMES PLAYED-STARTED: 16-16**

PREVIOUS SEASONS: 2009 - Gathered 4 tackles, 1 PBU and 1 QB hit in the first game of the season, but left the contest with a wrist injury and was placed on Injured Reserve (9/14)... Appeared in just 1 game. 2008 - Topped 100 tackles for the



ninth consecutive season, starting all 16 games at MLB and posting 107 tackles (69 solo)... Finished second on the team in TFLs (10)... Collected 2 INTs to go along with 6 PBUs and 1 forced fumble... Led or tied for the team lead in tackles on three occasions. **2007** - Led the Bears with 158 tackles... Became just the third Bear since 1982, when sacks became an official statistic, to have at least 5.0 sacks and 5 INTs in a single season... Led the club in interceptions and was tied for the lead in PBUs (5)... Tallied a career-high 7 takeaways (5 INTs, 2 FR)... Scored third touchdown of his career after intercepting a Brett Favre pass and returning it 85 yards vs. GB (12/23/07)... Led the Bears in tackles or was tied for the lead 6 times... Started all 16 contests at MLB for the third consecutive season and sixth time in his career. **2006** - Earned 6th career Pro Bowl selection after leading the Bears in tackles for the 6th time in career and 2nd consecutive year with 185, the 2nd-highest total of his career... Also paced Chicago with 12 TFLs while finishing tied for 2nd in QB Hits (7), 3rd in PBUs (8) and tied for 3rd by tying a career high in INTs (3); Added 1 forced fumble which was returned by Charles Tillman 40 yards for a TD at ARZ (10/16) and 1 fumble recovery vs. SF (10/29) which led to a TD... His 185 tackles according to coach-reviewed film for all NFL teams paced the entire League... Started all 16 contests for 5th time in his career while also starting all 3 postseason games... Led or tied for team lead in tackles during 8 regular season contests... Recorded a career-high 25 tackles at ARZ (10/16)... Paced Bears during the postseason with 6 PBUs including career single-game-high 4 in NFC Championship Game vs. NO (1/21/07)... Totaled 23 postseason tackles (2nd on team) with 1 TFL and 1 QB Hit. **2005** - Named NFL Defensive Player-of-the-Year and first-team All-Pro after starting all 16 regular season games and 1 postseason contest at MLB on a Bears defense that allowed the fewest points and second-fewest total yards in the NFL... Received 34-of-50 votes in AP voting... Leading defensive vote-getter for the Pro Bowl, his fifth career selection and fourth as a starter, after tallying 171 tackles to lead Chicago for the fifth time in 6 years... Led Bears with 10 TFLs, ranked 2nd with 6 sacks... Paced team in tackles in 6 games. **2004** - Topped 100-tackle plateau for 5th straight season, recording 105 tackles, and named a first-alternate for the Pro Bowl despite missing the first 7 games of his career due to 3 separate injuries... Led all MLBs in NFL with 5.5 sacks while ranking 2nd on Bears... Inactive Games 3-4 with hamstring injury, Games 10-11 due to leg injury, Game 14 with a hamstring injury before finishing the season on injured reserve... Paced team in tackles in 5 games... Inactive due to a hamstring injury at MIN (9/26), the first missed game of his career while snapping a string of 64 straight starts... Left game at JAX (12/12) late in 4th quarter with hamstring injury... Placed on Injured Reserve (12/22/04). **2003** - Started third straight Pro Bowl at MLB and played in fourth consecutive as Chicago's leader with 153 total tackles, 112 solos and 11 TFLs while holding or tying for the team-lead in tackles in 9 games. **2002** - Led all NFC defensive players in Pro Bowl voting to earn starting MLB assignment after registering career-high and Bear-record 214 total tackles and 19 TFLs... Ranked 2nd in NFL with 152 tackles according to play-by-play stats, 4 behind Miami's Zach Thomas... Started all 16 games while ranking among team leaders with 4.5 sacks (3rd) and 1 INT (3rd)... Recorded double-digit tackles in every game, leading team in tackles 14 times. **2001** - Finished 5th in NFL MVP voting, the highest of any defensive player, after leading Bears with 148 tackles and ranking among team leaders with 6 sacks (3rd) and 3 INTs (T-2nd)... Selected for first Pro Bowl start in his second trip to the game as NFC's top vote-getter for MLBs after starting all 16 games for the first time in this career... Named NFC Special Teams Player-of-the-Week after catching go-ahead 27-yard TD pass from Brad Maynard on fake FG in 4th quarter at WASH (12/23). **2000** - Named NFL Defensive Rookie-of-the-Year and a unanimous all-rookie team honoree after registering team highs with 165 total tackles, 8 sacks, 103 solos and 7 TFLs while starting the final 14 games... Voted a first-alternate to the Pro Bowl and selected to team following an injury to Detroit's Stephen Boyd... Bears recipient of the NFLPA's Unsung Hero Award... Opened season as reserve OLB before moving to starting MLB spot... Tied for 2nd on team with 2 INTs while leading team in tackles in 10 of final 13 contests... Recorded 2 tackles as reserve OLB in NFL debut at MIN (9/3)... Switched to MLB for first career start vs. NYG (9/17) and posted 13 tackles, including 2 TFLs and his first career sack to begin a 5-game sack streak, the third-longest rookie streak in NFL history and tied for the longest rookie streak in Bears history... NFC Defensive Rookie-of-the-Month award earned for 43 tackles, 4.0 sacks and 1 fumble recovery in 4 October games... Registered first career multi-sack game with 2.0 sacks vs. MIN (10/15) to cap 5-game sack streak... Topped 100-tackle plateau in season's 10th game with season-high 16 tackles at BUF (11/12), faster than all but 2 Bears since 1993... Recorded 2 tackles for NFC squad in Pro Bowl debut.

COLLEGE: Versatile player for New Mexico (1996-99) where he played OLB and FS on defense, WR on offense and returned kickoffs and punts... Two-year starter who finished 3rd on school's all-time charts with 442 tackles... Added 3 INTs, 11 sacks and 11 forced fumbles... Of his 7 catches, 6 went for TDs... As a senior, earned first-team All-America selection by Walter Camp, Football Writers Association of America and *Associated Press*; second-team choice by *The Sporting News* and *Football News*... All-Mountain Conference first-team and Player-of-the-Year choice... Among 3 finalists for Jim Thorpe Award, given to top DB in college football... First-team all-Mountain West selection as a junior when he started every game at FS and led nation with a school-record 178 tackles... Majored in criminology.

CHICAGO BEARS PLAYERS

PERSONAL: Had jersey number 11 retired during "Brian Urlacher Day" ceremonies at Lovington (NM) H.S. in February, 2001... All-state selection at WR and FS led club to 14-0 record and state title as senior while catching 61 passes for 15 TDs, returning 4 punts and 2 kickoffs for TDs and rushing for 2 more TDs... Also all-district in basketball... Active supporter of the Special Olympics in the Chicagoland area and in his home state of New Mexico... Has 2 daughters, Pamela and Riley, and 1 son, Kennedy... Younger brother, Casey, played football at Lake Forest College and spent time on Bears roster before the 2003 season; veteran of 2 seasons in Arena Football League2... Donated football and weightlifting equipment to Lovington H.S. in 2002... Supplied shoes for each boys and girls sports programs at LHS in 2006...Hosts an annual charity basketball game at Lovington High benefiting the high school.

BRIAN URLACHER'S NFL STATISTICS

REGULAR SEASON

Year	Team	GP	GS	Tackles					Interceptions					Fumbles			TFL		STT
				Tot	S	A	Sk	Yds	No	Yds	Lg	TD	PD	FF	FR	Yds			
2000	Chicago	16	14	165	96	69	8.0	49.0	2	19	19	0	1	0	1	0	7	4	
2001	Chicago	16	16	148	92	56	6.0	37.0	3	60	41	0	1	1	2	115	4	0	
2002	Chicago	16	16	214	159	55	4.5	33.5	1	0	0	0	7	2	2	43	19	0	
2003	Chicago	16	16	153	112	41	2.5	14.5	0	0	0	0	3	0	0	0	11	0	
2004	Chicago	9	9	105	57	48	5.5	19.0	1	42	42	0	3	2	0	0	7	0	
2005	Chicago	16	16	171	101	70	6.0	44.0	0	0	0	0	7	1	0	0	10	0	
2006	Chicago	16	16	185	93	92	0.0	0.0	3	38	36	0	8	1	1	0	12	0	
2007	Chicago	16	16	158	98	60	5.0	36.0	5	101	85t	1	5	0	2	0	1	0	
2008	Chicago	16	16	107	69	38	0.0	0.0	2	11	11	0	6	0	1	0	10	0	
2009	Chicago	1	1	4	1	3	0.0	0.0	0	0	0	0	1	0	0	0	0	0	
2010	Chicago	16	16	146	90	56	4.0	20.5	1	0	0	0	13	2	3	0	11	0	
NFL totals		154	152	1,556	968	588	41.5	253.5	18	271	85t	1	55	9	12	158	92	4	

ADDITIONAL STATS: Touchdowns - 3; 90-yard fumble return at ATL (10/7/01); 27-yard reception at WAS (12/23/01); 85-yard interception return vs. GB (12/23/07). Receiving - 2001 (1 for 27, TD). Passing - 2002 (0 for 1).

POSTSEASON

Year	Team	GP	GS	Tackles					Interceptions					Fumbles			TFL		STT
				Tot	S	A	Sk	Yds	No	Yds	Lg	TD	PD	FF	FR	Yds			
2001	Chicago	1	1	11	9	2	1.0	7.0	0	0	0	0	0	0	0	0	0	0	
2005	Chicago	1	1	9	5	4	0.0	0.0	1	20	20	0	0	0	0	0	1	0	
2006	Chicago	3	3	23	14	9	0.0	0.0	0	0	0	0	6	0	0	0	1	0	
2010	Chicago	2	2	14	11	3	1.0	8.0	1	39	39	0	0	0	0	0	2	0	
Postseason		7	7	57	39	18	2.0	15.0	2	59	39	0	6	0	0	0	4	0	

SEASON / CAREER / PLAYOFF HIGHS

	2010	Career	Playoff
Tackles.....	18, at DET (12/5)	25, at ARZ (10/16/06)	11, vs. PHI (1/19/02)
Solos.....	10, two times	13, two times	9, vs. PHI (1/19/02)
Sacks.....	1, three times	2, seven times	1, three times
Tackles For Loss.....	3, at DAL (9/19)	4, at CAR (12/22/02)	1, four times
Interceptions.....	1, at CAR (10/10)	1, 18 times	1, two times
Longest INT Return.....	0, at CAR (10/10)	85t, vs. GB (12/23/07)	39, vs. GB (1/23/11)
Pass Defenses.....	4, vs. NE (12/12)	Same	4, vs. NO (1/21/07)

BRIAN URLACHER'S GAME-BY-GAME DEFENSIVE STATS 85-67 Regular Season Starting Record (3-4 Postseason Record)

2000 CHICAGO BEARS

Date	W/L	Opp.	Tkls-S	TFL	PD	INT-Yds	Sk-YL
9/3	L	at MIN	2-0	0	0	0-0	0-0
9/10	L	at TB	6-2	0	0	0-0	0-0
9/17	L	NYG	13-9	2	0	0-0	1-8
9/24	L	DET	14-9	0	0	1-0	1-6
10/1	W	at GB	10-6	0	1	0-0	1-6
10/8	L	NO	15-7	1	0	0-0	1-7
10/15	L	MIN	11-5	0	0	2-15	0-0
10/22	L	at PHI	7-5	0	0	0-0	0-0
11/05	W	IND	14-10	0	0	0-0	0-0
11/12	L	at BUF	16-10	2	0	0-0	0-0
11/19	W	TB	10-6	0	0	1-19	0-0
11/26	L	at NYJ	8-6	0	0	0-0	0-0
12/03	L	GB	7-5	0	0	0-0	0-0
12/10	W	NE	10-7	1	0	0-0	0-0
12/17	L	at SF	13-5	0	0	0-0	1-1
12/24	W	at DET	9-4	1	0	0-0	1-6
Totals	5-9		165-96	7	1	2-19	8-49

*Denotes Game Started

2001 CHICAGO BEARS

Date	W/L	Opp.	Tkls-S	TFL	PD	INT-Yds	Sk-YL
9/9*	L	at BAL	10-7	0	0	0-0	0-0
9/23*	W	MIN	8-5	0	0	0-0	0-0
10/7*	W	at ATL	8-2	1	1	1-10	1-3
10/14*	W	ARZ	6-4	1	0	0-0	0-0
10/21*	W	at CIN	6-4	0	0	0-0	1-9
10/28*	W	SF	4-4	0	0	1-9	0-0
11/4*	W	CLE	7-3	0	0	0-0	0-0
11/11*	L	GB	9-6	0	0	0-0	0-0
11/18*	W	at TB	20-12	0	0	0-0	1-4
11/25*	W	at MIN	11-8	1	0	0-0	0-0
12/2*	W	DET	11-5	0	0	0-0	1-1
12/9*	L	at GB	10-5	1	0	1-41	1-11
12/16*	W	TB	11-7	0	0	0-0	0-0
12/23*	W	at WAS	10-9	0	0	0-0	0-0
12/30*	W	at WAS	12-9	0	0	0-0	0-0
1/6*	W	JAX	5-2	0	0	0-0	1-9
Totals	13-3		148-92	4	1	3-60	6-37

POSTSEASON

Date	W/L	Opp.	Tkls-S	TFL	PD	INT-Yds	Sk-YL
1/19*	L	PHI	11-9	0	0	0-0	1-7



BEARS PLAYERS



2002 CHICAGO BEARS

Date	W/L	Opp.	Tkls-S	TFL	PD	INT-Yds	Sk-YL
9/8*	W	MIN	17-12	2	0	0-0	0-0
9/15*	W	at ATL	13-9	2	0	0-0	2-17
9/22*	L	NO	11-8	0	0	0-0	0-0
9/29*	L	at BUF	15-12	0	0	0-0	0-0
10/7*	L	GB	11-9	0	0	0-0	0-0
10/20*	L	at DET	14-12	1	0	0-0	0-0
10/27*	L	at MIN	15-11	0	0	0-0	0-0
11/3*	L	PHI	13-10	3	1	0-0	1-6
11/10*	L	NE	13-10	1	2	1-0	0-0
11/18*	L	at STL	12-8	2	0	0-0	1-9
11/24*	W	DET	14-10	1	2	0-0	0-0
12/1*	L	at GB	11-8	1	0	0-0	0-0
12/9*	L	at MIA	12-9	1	0	0-0	0-0
12/15*	W	NYJ	11-7	1	1	0-0	0-0
12/22*	L	at CAR	19-13	4	0	0-0	0-0
12/29*	L	TB	13-11	0	1	0-0	0.5-1.5
Totals	4-12		214-159	19	7	1-0	4.5-33.5

2003 CHICAGO BEARS

Date	W/L	Opp.	Tkls-S	TFL	PD	INT-Yds	Sk-YL
9/7*	L	at SF	12-8	1	0	0-0	0-0
9/14*	L	at MIN	12-9	2	0	0-0	0.5-1.5
9/29*	L	GB	9-5	1	0	0-0	0-0
10/5*	W	OAK	7-6	0	0	0-0	1-5
10/12*	L	at NO	8-7	0	1	0-0	0-0
10/19*	L	at SEA	9-8	0	0	0-0	0-0
10/26*	W	DET	11-8	1	2	0-0	0-0
11/2*	W	SD	7-4	0	0	0-0	0-0
11/9*	L	at DET	8-7	2	0	0-0	0-0
11/16*	L	STL	7-6	1	0	0-0	0-0
11/23*	W	at DEN	13-8	0	0	0-0	0-0
11/30*	W	ARZ	12-9	1	0	0-0	0-0
12/7*	L	at GB	12-5	0	0	0-0	0-0
12/14*	W	MIN	9-8	0	0	0-0	0-0
12/21*	W	WAS	10-8	1	0	0-0	0-0
12/28*	L	at KC	7-6	1	0	0-0	1-8
Totals	7-9		153-112	11	3	0-0	2.5-14.5

2004 CHICAGO BEARS

Date	W/L	Opp.	Tkls-S	TFL	PD	INT-Yds	Sk-YL
9/12*	L	DET	14-10	2	1	0-0	1-0
9/19*	W	at GB	14-10	1	0	0-0	0-0
9/26	L	at MIN	INACTIVE				
10/3	L	PHI	INACTIVE				
10/17*	L	WASH	17-9	0	0	0-0	1-2
10/24*	L	at TB	11-6	0	0	0-0	0-0
10/31*	W	SF	9-5	0	1	0-0	2-9
11/7*	W	at NYG	8-6	2	0	0-0	0-0
11/14*	W	at TEN	7-2	0	1	0-0	0-0
11/21	L	IND	INACTIVE				
11/25	L	at DAL	INACTIVE				
12/5*	W	MIN	12-5	2	0	1-42	1.5-8
12/12*	L	at JAX	13-4	0	0	0-0	0-0
12/19	L	HOU	INACTIVE				
12/26	L	at DET	INJURED RESERVE				
1/2	L	GB	INJURED RESERVE				
Totals	5-4		105-57	7	3	1-42	5.5-19

2005 CHICAGO BEARS

Date	W/L	Opp.	Tkls-S	TFL	PD	INT-Yds	Sk-YL
9/11*	L	at WAS	10-5	1	0	0-0	1-8
9/18*	W	DET	9-6	1	0	0-0	2-11
9/25*	L	CIN	8-5	0	0	0-0	0-0
10/9*	L	at CLE	13-8	0	0	0-0	1-2
10/16*	W	MIN	12-9	0	1	0-0	2-23
10/23*	W	BAL	10-3	1	0	0-0	0-0
10/30*	W	at DET	17-10	1	0	0-0	0-0
11/6*	W	at NO	10-4	1	0	0-0	0-0
11/13*	W	SF	12-8	2	0	0-0	0-0
11/20*	W	CAR	7-1	0	1	0-0	0-0
11/27*	W	at TB	10-7	0	1	0-0	0-0
12/4*	W	GB	16-13	1	2	0-0	0-0
12/11*	L	at PIT	13-8	1	0	0-0	0-0
12/18*	W	ATL	14-8	0	1	0-0	0-0
12/25*	W	at GB	10-6	1	1	0-0	0-0
1/1*	L	at MIN	0-0	0	0	0-0	0-0
Totals	11-5		171-101	10	7	0-0	6-44
POSTSEASON							
1/15*	L	CAR	9-5	1	0	1-20	0-0

2006 CHICAGO BEARS

Date	W/L	Opp.	Tkls-S	TFL	PD	INT-Yds	Sk-YL
9/10*	W	at GB	9-3	0	0	0-0	0-0
9/17*	W	DET	10-9	0	0	0-0	0-0
9/24*	W	at MIN	12-6	0	0	0-0	0-0
10/1*	W	SEA	10-5	1	2	0-0	0-0

10/8*	W	BUF	8-2	0	1	0-0	0-0
10/16*	W	at ARZ	25-12	3	2	0-0	0-0
10/29*	W	SF	5-1	1	0	1-0	0-0
11/5*	L	MIA	16-7	1	0	0-0	0-0
11/12*	W	at NYG	8-7	3	0	0-0	0-0
11/19*	W	at NYJ	11-5	2	0	1-36	0-0
11/26*	L	at NE	13-8	1	0	0-0	0-0
12/3*	W	MIN	11-6	0	0	1-2	0-0
12/11*	W	at STL	15-8	0	1	0-0	0-0
12/17*	W	TB	15-6	0	0	0-0	0-0
12/24*	W	at DET	9-4	0	1	0-0	0-0
12/31*	L	GB	8-4	0	1	0-0	0-0
Totals	13-3		185-93	12	8	3-38	0-0
POSTSEASON							
1/14*	W	SEA	9-5	1	1	0-0	0-0
1/21*	W	NO	4-2	0	4	0-0	0-0
2/4*	L	IND	10-7	0	1	0-0	0-0
Totals	2-1		23-14	1	6	0-0	0-0

2007 CHICAGO BEARS

Date	W/L	Opp.	Tkls-S	TFL	PD	INT-Yds	Sk-YL
9/9*	W	at SD	15-6	0	0	0-0	0-0
9/16*	W	KC	11-7	0	0	0-0	1-5
9/23*	L	DAL	3-0	0	0	0-0	2-18
9/30*	L	at DET	12-10	0	0	0-0	0-0
10/7*	W	at GB	8-6	0	0	1-0	0-0
10/14*	L	MIN	5-4	0	0	0-0	0-0
10/21*	W	at PHI	13-9	1	1	0-0	0-0
10/28*	L	DET	9-4	0	0	0-0	0-0
11/11*	W	at OAK	10-5	0	0	0-0	0-0
11/18*	L	at SEA	12-9	0	1	0-0	0-0
11/25*	W	DEN	8-6	0	2	0-0	0-0
12/2*	L	NYG	16-11	0	0	1-1	0-0
12/6*	L	at WAS	7-4	0	0	0-0	0-0
12/17*	L	at MIN	9-5	0	0	1-12	2-13
12/23*	W	GB	7-4	0	0	1-851	0-0
12/30*	W	NO	13-8	0	1	1-3	0-0
Totals	7-9		158-98	1	5	5-101	5-36

2008 CHICAGO BEARS

Date	W/L	Opp.	Tkls-S	TFL	PD	INT-Yds	Sk-YL
9/7*	W	at IND	9-8	0	0	0-0	0-0
9/14*	L	at CAR	6-4	0	0	0-0	0-0
9/21*	L	TB	9-5	1	1	0-0	0-0
9/28*	W	PHI	10-7	0	0	0-0	0-0
10/5*	W	at DET	5-4	0	0	0-0	0-0
10/12*	L	at ATL	4-2	2	0	0-0	0-0
10/19*	W	MIN	12-9	0	0	0-0	0-0
11/2*	W	DET	5-3	0	1	0-0	0-0
11/9*	L	TEN	4-2	2	0	0-0	0-0
11/16*	L	at GB	9-6	0	0	1-0	0-0
11/23*	W	at STL	3-1	2	2	1-11	0-0
11/30*	L	at MIN	6-1	2	0	0-0	0-0
12/7*	W	JAX	8-5	0	1	0-0	0-0
12/11*	W	NO	10-8	0	1	0-0	0-0
12/22*	W	GB	2-1	1	0	0-0	0-0
12/28*	L	at HOU	5-3	0	0	0-0	0-0
Totals	9-7		107-69	10	6	2-11	0-0

2009 CHICAGO BEARS

Date	W/L	Opp.	Tkls-S	TFL	PD	INT-Yds	Sk-YL
9/13*	L	at GB	4-1	0	1	0-0	0-0
Totals	0-1		4-1	0	1	0-0	0-0

2010 CHICAGO BEARS

Date	W/L	Opp.	Tkls-S	TFL	PD	INT-Yds	Sk-YL
9/12*	W	DET	9-6	0	0	0-0	1-9
9/19*	W	at DAL	11-4	0	0	0-0	0-0
9/27*	W	GB	13-5	0	0	0-0	0-0
10/3*	L	at NYG	5-4	0	0	0-0	0-0
10/10*	W	at CAR	6-2	0	0	1-0	0.5-0
10/17*	L	SEA	7-5	0	0	0-0	0-0
10/24*	L	WAS	3-2	0	0	0-0	0-0
11/7*	W	at BUF	10-7	0	0	0-0	0-0
11/14*	W	MIN	10-6	0	0	0-0	0-0
11/18*	W	at MIA	4-4	0	0	0-0	1-8
11/28*	W	PHI	11-8	0	0	0-0	0-0
12/5*	W	at DET	18-10	0	0	0-0	0-0
12/12*	L	NE	11-8	0	0	0-0	1-2
12/20*	W	at MIN	13-10	0	0	0-0	0-0
12/26*	W	NYJ	10-6	0	0	0-0	0-0
1/2*	L	at GB	5-3	0	0	0-0	0.5-1.5
Totals	11-5		146-90	0	0	0-0	4.0-20.5
POSTSEASON							
1/16*	W	SEA	7-5	1	0	0-0	0-0
1/23*	L	GB	7-6	1	0	1-39	1-8
Totals	1-1		14-11	2	0	1-39	1-8



73 J'MARCUS WEBB

Ht: 6-7**Age:** 22**Bears Season:** 2**Acquired:** 7th round of the 2010 draft**Wt:** 333**College:** West Texas A&M**NFL Season:** 2

TACKLE

PRO CAREER: Made an immediate impact on the Bears offensive line as a rookie, starting 12-of-14 games played... Moved into the starting lineup in Week 5 at CAR (10/10/10) and started the final 12 games at RT... Helped block for RB Matt Forte's 1,000+-yard season in 2010... Made his NFL debut vs. GB (9/27).

HONORS AND AWARDS: 2010 - Brian Piccolo Award.

CAREER TRANSACTIONS: Drafted in the seventh round (218th overall) of the 2010 NFL Draft (4/23/10)... Signed a four-year contract with Chicago (5/16/10). **SIGNED through 2013**

2010 SEASON: Appeared in 14 games, making 12 starts... All 12 starts came at RT... Helped solidify an offensive line that saw the Bears finish the season by winning 7-of-9 games... Helped block for Matt Forte to rush for 1,069 yards. **GAMES PLAYED-STARTED: 14-12**

COLLEGE CAREER: Spent time at West Texas A&M (2008-09), Navarro (Texas) College (2007) and the University of Texas (2006)... Started 24-of-25 games played on the offensive line at West Texas A&M... Started 11-of-12 games for West Texas A&M as a senior, helping anchor the offensive line... Named first-team all-Lone Star South Division... As a junior, started all 13 games at LT for the Buffs... Part of offensive line that allowed just 19 sacks over the course of the entire season, while helping put up a school-record 7,079 yards of offense... As a sophomore, named first-team NJCAA All-America honors while at Navarro College... Also earned all-Southwest Junior College Football Conference first team accolades... In his freshman season, saw action in 12 games at tackle for Texas as the Longhorns went 10-3 on their way to an Alamo Bowl berth.

PERSONAL: Attended Mesquite North H.S. where he was a Parade All-American and SuperPrep All-American... Participated in the U.S. Army All-America Bowl and was an EA Sports second team All-American.

J'MARCUS WEBB'S NFL STATISTICS

GAMES PLAYED-STARTED - 14-12: 2010 (14-12).

POSTSEASON

GAMES PLAYED-STARTED - 2-2: 2010 (2-2).



74 CHRIS WILLIAMS

Ht: 6-6**Age:** 25**Bears Season:** 4**Acquired:** 1st round of the 2008 draft**Wt:** 320**College:** Vanderbilt**NFL Season:** 4

TACKLE

PRO CAREER: Played in 38 career games, including 29 starts... Started 11 games at RT, 11 games at LG and 7 games at LT... Started all 29 games played in over the last two seasons (2009-10).

CAREER TRANSACTIONS: Entered NFL as a first-round pick (14th overall) by Chicago in the 2008 NFL Draft... Signed 5-year contract with the Bears (7/23/08). **SIGNED** through 2012

2010 SEASON: Started all 13 games he played in, including 2 at LT and 11 at LG... Helped block for RB Matt Forté, who rushed for 1,069 yards. **GAMES PLAYED-STARTED:** 13-13

PREVIOUS SEASONS: **2009** - Started all 16 games, with 11 at RT and 5 at LT... One of three offensive linemen to start all 16 games... Helped block for Jay Cutler who threw for 3,666 yards, the second highest total in franchise history. **2008** - Played in 9 games, seeing action at LT, on special teams and in short-yardage situations... Missed the first 7 games due to a back injury.

COLLEGE: Four-year letterwinner at Vanderbilt (2004-2007) appeared in 36 games at left tackle and left guard, finishing his college career with 33 consecutive starts... Started all 24 contests over his junior and senior season at left tackle... Received first-team all-SEC honors as a senior and second-team all-SEC accolades as a junior... Two-time recipient of Vanderbilt's Most Valuable Offensive Lineman Award... Surrendered just two sacks over his final two seasons (24 games) as a Commodore... Selected to first-team all-SEC as a senior, becoming the first Vanderbilt player to receive such accolades in 23 years after allowing just 1 sack all season... Earned "winning" blocking grade in every game as a senior en route to being named the team's Most Valuable Offensive Lineman... Honored as SEC Offensive Lineman of the Week after win on 9/15 over Ole Miss... As a junior, all-SEC second-team selection as he started all 12 games at left tackle, surrendering just 1 sack all season... Honored as the team's Most Valuable Offensive Lineman by the coaches... Played all 12 games in his first season of action as a sophomore, starting the final 9 contests at left guard... Also saw significant time at left tackle... Vanderbilt led the SEC in passing yards per game (280.5), passing yards (3,086) and completions (274) and ranked second in the conference in total offense (395.6 yard per game)... Selected as Offensive Player of the Week in his first collegiate start... QB Jay Cutler led the SEC in passing yards (3,073), passing yards per game (279.4) and completions (273)... Did not play in any games as a redshirt freshman.

PERSONAL: Attended Catholic H.S. in Louisiana, earning all-region and all-conference recognition as a senior on a team that went 10-2 and won a district title... Did not start until his senior season... Named to 5A all-state Academic Team and was vice president of National Honor Society... Son of Joseph and Sandres Williams... Married to Marissa (Love) on April 5, 2008... Named Strength and Conditioning All-American following 2007 season by National Strength and Conditioning Association... Majored in Human and Organizational Development.


CHRIS WILLIAMS' NFL STATISTICS

REGULAR SEASON

GAMES PLAYED-STARTED - 38-29: 2008 (9-0); 2009 (16-16); 2010 (13-13).

POSTSEASON

GAMES PLAYED-STARTED - 2-2: 2010 (2-2).



70 EDWIN WILLIAMS

Ht: 6-3**Wt:** 315**Age:** 24**College:** Maryland**Bears Season:** 2**NFL Season:** 2**Acquired:** Waiver claim in 2010 (WAS)**GUARD/CENTER**

PRO CAREER: Split time between Washington (2009) and Chicago (2010) in his two NFL seasons... Played in 9 regular season games, with 5 starts... Entered the NFL with the Washington Redskins as a college free agent on April 30, 2009.

CAREER TRANSACTIONS: Signed as an undrafted rookie free agent by Washington (4/27/09)... Cut by the Redskins (8/31/10)... Signed by Chicago (9/1/10)... Cut by the Bears (9/4/10)... Added to Chicago practice squad (9/5/10)... Signed to the active roster (9/27/10).

2010 SEASON: Appeared in 5 games, making 3 starts at RG for Chicago... Made his first start as a Bear at CAR (10/10).
GAMES PLAYED-GAMES STARTED: 5-3

PREVIOUS SEASONS: 2009 - Played in four regular season games, with two starts... Made NFL debut at Atlanta (11/8)... Started his first career game at right guard at Philadelphia (11/29).

COLLEGE: A three-year starter at center at Maryland... His 39 consecutive starts were tops on the team at the end of 2008... As a senior, a first team all-ACC selection by AP/ACSMA while starting all 13 games at center... A member of the watch list for the Rimington Trophy, honoring the best center in the nation, a consensus preseason first team All-ACC selection, a first team choice by *The Sporting News*, *Lindy's* and *Blue Ribbon* and second team by *Athlon*... As a junior started all 13 games at center and was nominated for all-conference honors... Started all 13 games at center as a sophomore and was one of two offensive linemen to start each game... Played in each of the final 10 games of his redshirt freshman season.

PERSONAL: Two-year letter winner and starter at DeMatha, where he finished his prep career as the school's top offensive lineman... Switched from basketball to football prior to his junior season and ultimately played offensive guard (junior season), offensive tackle and defensive end (senior season)... Earned first team All-WCAC, all-county and All-Gazette honors in 2003... Named a Mid-Atlantic all-region pick by SuperPrep and an all-region selection by PrepStar... Majored in communications and graduated in May 2008... Joined President Barack Obama and First Lady Michelle Obama at the White House Easter Egg Roll to help kids learn the value of good health during the 2010 offseason.

EDWIN WILLIAMS' NFL STATISTICS

REGULAR SEASON

GAMES PLAYED-STARTED - 9-5: 2009 WAS (4-2); 2010 CHI (5-3).



11

ROY
WILLIAMS**Ht:** 6-3**Age:** 29**Bears Season:** 1**Acquired:** Waived free agent in 2011 (DAL)**Wt:** 215**College:** Texas**NFL Season:** 8

WIDE RECEIVER

PRO CAREER: Pro Bowl receiver spent time in Detroit (2005-08) and Dallas (2008-10) before coming to Chicago... Played in 100 games in his NFL career, making 84 starts... Caught 356 passes for 5,208 yards (14.6 avg) and 42 TDs... Posted one 1,000-yard season (1,310 in 2006) along with 15 100-yard games... Led all NFC receivers in receiving yards in 2006... Led the league in catches of 20+ yards and reception average amongst players with 65 or more catches (16.0)... Ranked 11th in the NFL in receiving yards from 2006-07 with 2,148... Carried the ball 6 times for 17 yards... Ranks seventh in receiving touchdowns (29) and receiving yards (3,884) and 10th in receptions (262) in Lions history.

HONORS AND AWARDS: 2006 - Pro Bowl, 2004 - NFC Rookie of the Month (9/04); Pepsi Rookie of the Week (9/19).

CAREER TRANSACTIONS: Drafted in the first round (seventh overall) by Detroit... Traded to Dallas and signed a five-year contract extension... Cut by the Cowboys (7/28/11)... Signed one-year contract with Chicago (7/29/11). **SIGNED through 2011**

2010 SEASON: Played in 15 games, making 9 starts with Dallas... Hauled in 37 catches for 530 yards (14.3 avg) and 5 TDs... Collected one 100-yard receiving game. **GAMES PLAYED-STARTED: 15-9**

PREVIOUS SEASONS: 2009 - In his first full season in Dallas, finished second on the team with 7 receiving touchdowns... Also finished third with 38 catches and fourth with 596 yards... Appeared in 15 games, starting 13 contests but was sidelined by a rib injury early in the season... Tallied one 100-yard receiving game. 2008 - Split time between Detroit and Dallas as he was traded to the Cowboys midseason... For the year, played in 15 games (11 starts) and caught 36 passes for 430 yards and 2 TDs... Started 4-of-5 games played with Detroit, posting 17 receptions for 232 yards and a TD... Added 19 catches for 198 yards and a TD in 10 games with Dallas. 2007 - Hauled in 63 passes for 836 yards and 5 TDs to earn a selection as an NFC Pro Bowl alternate... Landed on Reserve/Injured with a sprained knee ligament on 12/18... Established a career-high with 204 receiving yards on a season-best nine receptions at PHI (9/23) to become just the third player in Lion history to top 200 yards in one game... Caught a TD pass in 5 straight games... Collected three 100-yard receiving games. 2006 - Finished the season tied for third in the league (first in NFC) with 1,310 receiving yards and tied for 16th in the league (ninth in NFC) with 82 receptions - both career-highs... The 1,310 yards were good for fourth in Lions history and were the most since 1999... Earned his first career Pro Bowl selection, making him the first Lions receiver to play in the game since 1999... His 16.0 yards-per-catch average was tops amongst league receivers with at least 65 catches... Also led the NFL with 24 catches of 20+ yards... His 82 catches on the year were good for the sixth-most in Lions history... Started all 16 games for the first time in his career... Posted six 100-yard receiving games which tied for the league lead. 2005 - Finished second on the team in receptions (45), first in receiving yards (687) and first in yards-per-catch average (15.3)... Played in 13 games, making 12 starts... Recorded two 100-yard receiving games. 2004 - As a rookie appeared in 14 games (11 starts)... Caught 54 passes for 817 yards and 8 TDs, which were all Detroit rookie single-season records... Posted two 100-yard receiving games...

COLLEGE: Started 40 games through his collegiate career and shattered Longhorn records with 241 receptions for 3,866 yards (16.0 avg.) and 36 touchdowns... Added 16 runs for 243 yards (15.2 avg.) and 3 touchdowns... Semi-finalist for the Biletnikoff Award and an all-Big 12 second-team choice as a senior... Became the only player in school history to record over 1,000 receiving yards in a season two times... Earned all-Big 12 1st-team honors, was a semi-finalist for the Biletnikoff Award and was named the school's co-Offensive MVP as a junior.

CHICAGO BEARS PLAYERS

PERSONAL: Earned all-state honors in both football and track as a junior and senior at Permian High School in Odessa, Texas... Added three letters in both basketball and track at Permian.

ROY WILLIAMS' NFL STATISTICS

REGULAR SEASON

Year	Team	GP-GS	Rec.	Yds	Avg	Lg	TD	Rush	Yds	Avg	Lg	TD
2004	Detroit	14-11	54	817	15.1	46	8	1	1	1.0	1	0
2005	Detroit	13-12	45	687	15.3	51	8	0	0	-	-	0
2006	Detroit	16-16	82	1,310	16.0	60	7	2	2	1.0	2	0
2007	Detroit	12-12	64	838	13.1	91	5	2	1	0.5	9	0
2008	Detroit/Dallas	15-11	36	430	11.9	38	2	1	13	13.0	13	0
2009	Dallas	15-13	38	596	15.7	66	7	0	0	-	-	0
2010	Dallas	15-9	37	530	14.3	63	5	0	0	-	-	0
NFL totals		100-84	356	5,208	14.6	91	42	6	17	2.8	13	0

POSTSEASON

Year	Team	GP-GS	Rec	Yds	Avg	Lg	TD	Rush	Yds	Avg	Lg	TD
2009	Dallas	2-2	5	59	11.8	17	0	0	0	-	0	0

SEASON / CAREER / PLAYOFF HIGHS

	2010	Career	Playoff
Receptions	6, vs. TEN (10/10)	10, vs. BUF (10/15/06)	5, vs. PHI (1/9/10)
Receiving Yards	117, at HOU (9/26)	204, at PHI (9/23/07)	59, vs. PHI (1/9/10)
Longest Reception	63, at HOU (9/26)	91, at PHI (9/23/07)	17, vs. PHI (1/9/10)
Receiving TDs	2, two times	3, vs. ARI (11/13/05)	None

ROY WILLIAMS' GAME-BY-GAME OFFENSIVE STATS 33-51 Regular Season Starting Record (0-1 Postseason Record)

2004 DETROIT LIONS

Date	W/L	Opp.	Rec	Yds	Avg	Long	TD
9/12*	W	@ CHI	4	69	17.3	27	0
9/19*	W	HOU	4	73	18.3	31	2
9/26*	L	PHI	9	135	15.0	29	2
10/10	W	@ ATL	3	18	6.0	10	0
10/17	L	GB	DID NOT PLAY				
10/24*	W	at NYG	4	67	16.8	37	1
10/31	L	at DAL	INACTIVE				
11/7*	L	WAS	3	33	11.0	17	0
11/14*	L	at JAX	2	64	32.0	46	0
11/21	L	at MIN	2	19	9.5	11	0
11/25	L	IND	4	51	12.8	37	0
12/5*	W	ARI	4	76	19.0	45	0
12/12*	L	@ GB	1	13	13.0	13	0
12/19*	L	MIN	7	104	14.9	37	2
12/26*	W	CHI	3	33	11.0	26	0
1/2*	L	@ TEN	4	62	15.5	29	1
Totals	5-6		54	817	15.1	46	8

2005 DETROIT LIONS

Date	W/L	Opp.	Rec	Yds	Avg	Long	TD
9/11*	W	GB	2	13	6.5	11	0
9/18*	L	@ CHI	5	96	19.2	51	1
10/2*	L	@ TB	3	54	18.0	34	0
10/9*	W	BAL	2	24	12.0	12	0
10/16	L	CAR	INACTIVE				
10/23	W	@ CLE	INACTIVE				
10/30	L	CHE	INACTIVE				
11/6	L	@ MIN	0	0	0.0	0	0
11/13*	W	ARZ	7	117	16.7	29	3
11/20*	L	@ DAL	5	72	14.4	30	0
11/24*	L	ATL	3	55	18.3	31	1
12/4*	L	MIN	4	34	8.5	13	0
12/11*	L	@ GB	4	53	13.3	40	1
12/18*	L	CIN	3	27	9.0	14	1
12/24*	W	@ NO	4	111	27.8	49	0
1/1*	L	@ PIT	3	31	10.3	15	1
Totals	4-8		45	687	15.3	51	8

2006 DETROIT LIONS

Date	W/L	Opp.	Rec	Yds	Avg	Long	TD
9/10*	L	SEA	3	36	12.0	21	0
9/17*	L	@ CHI	6	71	11.8	23	0
9/24*	L	GB	7	138	19.7	42	1
10/1*	L	@ STL	9	139	15.4	28	0
10/8*	L	@ MIN	1	7	7.0	7	0
10/15*	W	BUF	10	161	16.1	28	1
10/22*	L	@ NYJ	2	29	14.5	22	1
11/5*	W	ATL	6	138	23.0	60	1
11/12*	L	SF	5	81	16.2	22	0
11/19*	L	@ ARZ	5	67	13.4	20	0
11/23*	L	MIA	6	126	21.0	41	0
12/3*	L	@ NE	3	50	16.7	21	0
12/10*	L	MIN	6	73	12.2	22	0
12/17*	L	@ GB	1	11	11.0	11	0
12/24*	L	CHI	6	79	13.2	26	1
12/31*	W	@ DAL	6	104	17.3	24	2
Totals	3-13		82	1,310	16.0	60	7

2007 DETROIT LIONS

Date	W/L	Opp.	Rec	Yds	Avg	Long	TD
9/9*	W	@ OAK	4	20	5.0	13	1
9/16*	W	MIN	7	111	15.9	42	1
9/23*	L	@ PHI	9	204	22.7	91	1
9/30*	W	CHI	6	53	8.8	19	0
10/7*	L	@ WAS	3	36	12.0	16	0
10/21*	W	TB	3	23	7.7	9	0
10/28*	W	@ CHI	8	77	9.6	24	0
11/4*	W	DEN	3	44	14.7	21	0
11/11*	L	@ ARZ	7	47	6.7	9	2
11/18*	L	NYG	6	106	17.7	28	0
11/22*	L	GB	3	32	10.7	9	0
12/2*	L	@ MIN	5	85	17.0	43	0
12/9	L	DAL	INACTIVE				
12/16	L	@ SD	INACTIVE				
12/23	W	KC	INJURED RESERVE				
12/30	L	@ GB	INJURED RESERVE				
Totals	6-6		64	838	13.1	91	5

R. WILLIAMS



2008 DETROIT LIONS

Date	W/L	Opp.	Rec	Yds	Avg	Long	TD
9/7*	L	@ ATL	3	47	15.7	21t	1
9/14*	L	GB	3	48	16.0	23t	0
9/21*	L	@ SF	2	18	9.0	9t	0
10/5*	L	CHI	7	96	13.7	25t	0
10/12	L	@ MIN	2	23	11.5	17t	0
Totals	0-4		17	232	13.6	25t	1

2008 DALLAS COWBOYS

Date	W/L	Opp.	Rec	Yds	Avg	Long	TD
10/19	L	@ STL	0	0	-	-	0
10/26*	W	TB	2	10	5.0	8t	1
11/2	L	@ NYG	1	28	28.0	28t	0
11/16*	W	@ WAS	3	36	12.0	13t	0
11/23*	W	SF	3	36	12.0	15t	0
11/27*	W	SEA	2	51	25.5	38t	0
12/7*	L	@ PIT	2	16	8.0	10t	0
12/14*	W	NYG	1	5	5.0	5t	0
12/20*	L	BAL	3	12	4.0	8t	0
12/28	L	@ PHI	2	4	2.0	8t	0
Totals	5-2		19	198	10.4	38t	1

2009 DALLAS COWBOYS

Date	W/L	Opp.	Rec	Yds	Avg	Long	TD
9/13*	W	@ TB	3	86	28.7	66t	1
9/20*	L	PHI	1	18	18.0	18t	0
9/28*	W	CAR	4	75	18.8	26t	0
10/4*	L	@ DEN	3	35	11.7	15t	0
10/11	W	@ KC			INACTIVE		
10/25	W	ATL	1	16	16.0	16t	0
11/1*	W	SEA	2	19	9.5	12t	1
11/8*	W	@ PHI	5	75	15.0	22t	0
11/15*	L	@ GB	5	105	21.0	41t	1
11/22	W	WAS	0	0	-	-	0
11/26*	W	OAK	2	15	7.5	9t	1
12/6*	L	@ NYG	6	60	10.0	25t	2
12/13*	L	SD	4	74	18.5	25t	0
12/19*	W	@ NO	1	14	14.0	14t	0
12/27*	W	@ WAS	1	4	4.0	4t	1
1/3*	W	PHI	0	0	-	-	0
Totals	8-5		38	596	15.7	66t	7
POSTSEASON							
1/9	W	PHI	5	59	11.8	17t	0
1/17	L	@ MIN	0	0	-	-	0
Totals	1-0		5	59	11.8	17t	0

2010 DALLAS COWBOYS

Date	W/L	Opp.	Rec	Yds	Avg	Long	TD
9/12*	L	@ WAS	3	21	7.0	11	0
9/19	L	CHI	4	53	13.3	20	0
9/26*	W	@ HOU	5	117	23.4	63t	2
10/10*	L	TEN	6	87	14.5	27	1
10/17*	L	@ MIN	3	28	9.3	19	2
10/25	L	NYG	0	0	-	-	0
10/31*	L	JAX	1	21	21.0	21	0
11/7*	L	at GB	1	6	6.0	6	0
11/14*	W	@ NYG	2	33	16.5	27	0
11/21	W	DET	2	20	10.0	15	0
11/25*	L	NO	5	83	16.6	47	0
12/5	W	at IND	2	32	16.0	22	0
12/12	L	PHI	2	23	11.5	20	0
12/19	W	WAS			INACTIVE		
12/25*	L	at ARZ	0	0	-	-	0
1/2	W	at PHI	1	6	6.0	6	0
Totals	2-7		37	530	14.3	63t	5

*Denotes Game Started

NFL WALTER PAYTON "MAN OF THE YEAR"


The NFL Walter Payton "Man of the Year" award is the only League award that recognizes a player's off-the-field community service as well as his playing excellence. This prestigious NFL award has been in existence since 1970 and honors players who demonstrate outstanding balance in their lives between civic and professional responsibilities. In 1999, the league renamed the NFL Man of the Year award after Walter Payton as a tribute to his greatness both on and off the field. Since the program's inception in 1970, four Bears have earned the title of NFL "Man of the Year" - which is the most of any team in the NFL.

Past NFL Walter Payton "Man of the Year" winners have included:

- 1977 - Walter Payton, Running Back
- 1987 - Dave Duerson, Safety
- 1990 - Mike Singletary, Linebacker
- 2000 - Jim Flanigan, Defensive Tackle (co-winner)

Previous Bears Nominees (since 2000):

- | | | |
|------------------------|------------------------|------------------------|
| 2010 - Israel Idonije | 2006 - Roberto Garza | 2002 - Phillip Daniels |
| 2009 - Israel Idonije | 2005 - Bobby Wade | 2001 - Marcus Robinson |
| 2008 - Charles Tillman | 2004 - John Tait | 2000 - James Flanigan |
| 2007 - Charles Tillman | 2003 - Phillip Daniels | |



98 COREY WOOTTON

Ht: 6-6 **Wt:** 270
Age: 24 **College:** Northwestern
Bears Season: 2 **NFL Season:** 2
Acquired: 4th round of the 2010 draft

DEFENSIVE END

PRO CAREER: Saw action in a reserve role on the defensive line as a rookie in 2010... Played in 6 games, finishing with 6 tackles (4 solo) and 1.0 sack... Made his NFL debut at CAR (10/10/10).

CAREER TRANSACTIONS: Drafted in the fourth round (109th overall) of the 2010 NFL Draft (4/24/10)... Signed a four-year contract with Chicago (5/19/10). **SIGNED through 2013**

2010 SEASON: Appeared in 6 games, making 6 tackles (4 solo)... Added his first career sack, a take-down of Brett Favre, at MIN (12/20). **GAMES PLAYED-STARTED: 6-0**

COLLEGE CAREER: Started 49-of-53 games played at Northwestern (2005-09), setting the school-record for career starts... Credited with 156 tackles (94 solo), 19.5 sacks and 38.0 TFLs... His 19.5 sacks rank third and 38.0 TFLs rank fourth in school history... Added 4 INTs, 8 PBUs, 3 forced fumbles and 3 fumble recoveries... Also has blocked four kicks... Honored as all-Big Ten selection his junior and senior seasons... Suffered knee injury during the 2008 Alamo Bowl, but returned to action ahead of schedule in order to start the 2009 season... Earned an invitation to the 2010 Senior Bowl, but elected not to play in the game in order to strengthen his knee.

PERSONAL: An all-state, all-county and all-league selection in high school at Don Bosco Preparatory H.S. ... Won two state titles as his team went unbeaten both seasons... Played tight end and defensive end, catching 8 passes for 152 yards and totalling 62 tackles, 5 sacks and 1 defensive touchdown his senior season... Was ranked 62nd nationally among offensive tackles and 29th-ranked player overall in New Jersey by Rivals.com coming out of high school... Triple major at Northwestern in communication studies, African American studies and sociology.

COREY WOOTTON'S NFL STATISTICS

Year	Team	GP	GS	Tackles					Interceptions					Fumbles			Misc.	
				Tot	S	A	Sk	Yds	No	Yds	Lg	TD	PD	FF	FR	Yds	TFL	STT
2010	Chicago	6	0	6	4	2	1.0	12.0	0	0	-	-	0	0	0	0	0	0
POSTSEASON																		
Year	Team	GP	GS	Tot	S	A	Sk	Yds	No	Yds	Lg	TD	PD	FF	FR	Yds	TFL	STT
2010	Chicago	2	0	1	1	0	0.0	0.0	0	0	-	-	0	0	0	0	0	0
SEASON / CAREER / PLAYOFF HIGHS																		
				2010					Career					Playoff				
Tackles.....				3, vs. NE (12/12).....					Same					1, vs. SEA (1/16/11)				
Solos.....				2, vs. NE (12/12).....					Same					1, vs. SEA (1/16/11)				
Sacks				1, at MIN (12/20).....					Same					None				



27 MAJOR WRIGHT

Ht: 5-11

Age: 23

Bears Season: 2

Acquired: 3rd round of the 2010 draft

Wt: 204

College: Florida

NFL Season: 2

SAFETY

PRO CAREER: Rebounded from early season injuries to play in 11 games as a rookie... Finished with 31 tackles (17 solo) after seeing extended playing time at safety... Added 6 special teams tackles... Made his NFL debut vs DET (9/12/10).

CAREER TRANSACTIONS: Drafted in the third round (75th overall) of the 2010 NFL Draft (4/23/10)... Signed a four-year contract with Chicago (5/28/10). **SIGNED through 2013**

2010 SEASON: Saw action in 11 games, after missing five games early in the season with a hamstring injury... Credited with 31 tackles (17 solo)... Finished with 6 special teams tackles as well... Collected a career-high 8 tackles vs. NYJ (12/26).

GAMES PLAYED-STARTED: 11-0

COLLEGE CAREER: Appeared in all 41 games in his three-year career at the University of Florida (2007-09), with 33 career starts at free safety... Collected 165 career tackles (111 solo), 10 PBUs, 4 forced fumbles and 1 fumble recovery... Added 8 INTs, returning them for 69 yards including 1 TD... Recovered a blocked field goal... National champion as a sophomore with the Gators... Collected 9 tackles and an INT in the BCS National Championship Game victory against Oklahoma.

PERSONAL: Started for the East in the U.S. Army All-American game and was nominated for the National U.S. Army Player of the Year Award... Started at safety for St. Thomas Aquinas H.S. for three years under Coach George Smith, helping lead the team to the state title game in 2006... First-team all-county and all-state selection during both his junior and senior seasons... Completed his senior season with 72 tackles, 3 INTs, 4 TFLs and 2 blocked kicks... During his junior year, he collected 58 tackles, 6 INTs, 3 blocked punts and 10 TFLs... Ranked second at his position and sixth among Florida's Top-100 prospects according to Rivals.com coming out of high school... Rated 90th on the ESPN150 list of top prospects... Social and behavioral science major... Gave his mother, Andrea Eluett, his 2009 BCS Championship ring for Mother's Day.

MAJOR WRIGHT'S NFL STATISTICS

Year	Team			Tackles					Interceptions					Fumbles			Misc.	
		GP	GS	Tot	S	A	Sk	Yds	No	Yds	Lg	TD	PD	FF	FR	Yds	TFL	STT
2010	Chicago	11	0	31	17	1	0.0	0.0	0	0	-	-	0	0	0	0	0	6
POSTSEASON																		
Year	Team			Tackles					Interceptions					Fumbles			Misc.	
		GP	GS	Tot	S	A	Sk	Yds	No	Yds	Lg	TD	PD	FF	FR	Yds	TFL	STT
2010	Chicago	2	0	7	6	1	0.0	0.0	0	0	-	-	1	0	0	0	0	0
SEASON / CAREER / PLAYOFF HIGHS																		
				2010					Career					Playoff				
Tackles.....				8, vs. NYJ (12/26)					Same					5, vs. GB (1/23/11)				
Solos.....				3, five times					Same					4, vs. GB (1/23/11)				
Pass Defenses.....				None					Same					1, vs. SEA (1/16/11)				
Interceptions.....				None					Same					None				



62 JOHAN ASIATA

Ht: 6-4

Wt: 309

Age: 25

College: UNLV

Bears Season: 1

NFL Season: 1

Acquired: Undrafted free agent in 2009

GUARD

PRO CAREER: Offensive line prospect spent majority of 2009 and 2010 seasons on the Bears practice squad... Played in 2 games early in the 2010 season. **CAREER TRANSACTIONS:**

Signed by Chicago as an undrafted rookie free-agent (4/27/09)... Waived by the Bears (9/5/09)... Signed to Chicago practice squad (9/6/09)... Had contract terminated by the Bears (9/16/09)... Signed to Chicago practice squad (9/23/09)... Bears terminate contract (9/30/09)... Re-signed to practice squad (10/6/09)... Signed to Reserve/Futures contract (1/4/10)... Waived by Chicago (9/27/10)... Signed by the Bears to practice squad (9/27/10)... Signed to Reserve/Futures contract by Chicago (1/24/11). Spent time at both offensive tackle and guard at UNLV (2006-08) following his time at Yuba Junior College (2004-05)... Earned honorable mention all-Mountain West accolades as a senior after starting all 12 games (11 at LG and 1 at RT)... Did not allow a single sack in his final season at UNLV... Started all 12 games at RT as a redshirt junior... Redshirted as a true junior at UNLV in 2006... Majored in university studies... Two-time letterwinner at Yuba J.C., helping his team to conference titles in both of his two seasons as a 49er. **PERSONAL:** Graduated from the National Guard Youth Challenge Academy in Kapolei, Hawai'i, although he did not play football in high school... Born in New Zealand.



83 ANDY FANTUZ

Ht: 6-1

Wt: 215

Age: 27

College: Western Ontario

Bears Season: 1


NFL Season: 1

Acquired: Unrestricted free agent in 2011 (CFL)

WIDE RECEIVER

PRO CAREER: Played for the Saskatchewan Roughriders in the Canadian Football League for the past five seasons (2006-10)... Totaled 276 career catches for 4,136 yards (15.0 avg) and 23 TDs with the Roughriders... 2010 CFL all-star ... Led the league in receiving yards with 1,380 in 2010... Named the CFL's most outstanding Canadian (2010). **CAREER TRANSACTIONS:** Signed with Chicago (2/4/11).

PREVIOUS SEASONS: 2010 - Led the CFL in receiving yards (1,380) to go along with a career-high 87 receptions en route to being named the CFL's most outstanding Canadian... Added 6 TD receptions... CFL all-star. 2009 - Made 13 starts, finishing with 67 catches for 882 yards (13.2 avg) and 4 TDs... Missed 5 games due to injury. 2008 - Started 7 regular season games, hauling in 36 catches for 488 yards (13.6 avg) and 3 TDs... Missed 11 games due to injury. 2007 - Started 16-of-17 games played, catching 56 passes for 978 yards (17.5 avg)... Posted a career-high 7 TD receptions. 2006 - Played in all 18 games, tallying 30 catches for 408 yards (13.6 avg) and 3 TDs as a rookie. **COLLEGE:** Played four seasons at Western Ontario... Won the Hec Creighton award as the best player in CIS football in 2005 ... Named CIS Rookie of the Year in 2002... Two-time Team MVP... Holds CIS single-season receiving yards record and the CIS career reception, receiving yard and touchdown records.



16 MATT GUTIERREZ

Ht: 6-4

Wt: 230

Age: 27

College: Idaho State

Bears Season: 1

NFL Season: 4

Acquired: Waived free agent in 2010 (KC)

QUARTERBACK

PRO CAREER: Originally entered the NFL with New England in 2008, before being signed by Kansas City prior to the start of the 2009 season... Appeared in 6 career NFL games with the Patriots (2007) and Chiefs (2009)... Completed 2-of-2 passes for 18 yards... Spent part of 2010

training camp with Chicago before being cut. **CAREER TRANSACTIONS:** Signed as an undrafted rookie free agent with New England... Cut by the Patriots (8/31/08)... Added to New England practice squad (9/10/08)... Signed to active roster by Patriots (9/13/08)... Cut by New England (8/3/09)... Signed by Kansas City (8/5/09)... Resigned with the Chiefs (2/24/10)... Cut by Kansas City (6/14/10)... Signed by Chicago (8/18/10)... Cut by the Bears (8/30/10)... Signed by Chicago (1/18/11).

PREVIOUS SEASONS: 2009 – Appeared in one game as a reserve for Kansas City, completing only pass for three yards vs. SD (10/25). 2008 – Spent final 16 weeks on Patriots active roster after starting season on practice squad... Inactive for 14 contests and did not play in any game. 2007 – Appeared in five contests as a reserve for New England, completing only passing attempt for 15 yards. **COLLEGE:** Transferred to Idaho State from Michigan... In one season at Idaho State (2006), threw for 2,237 yards and 16 touchdowns... Lettered three seasons at Michigan (2003-05), completing 27-of-41 passing attempts for 286 yards and a touchdown. **PERSONAL:** Never lost a game at De La Salle in Concord, CA, completing 252 of 456 passing attempts for 5,032 yards, 64 touchdowns with just nine interceptions.

PRO EXPERIENCE



79 LEVI HORN

Ht: 6-6

Wt: 320

Age: 24

College: Montana

Bears Season: 1

NFL Season: 1

Acquired: Undrafted free agent in 2010

TACKLE

PRO CAREER: Spent the majority of the 2010 season on the Bears practice squad. **CAREER TRANSACTIONS:** Signed as an undrafted free agent by Chicago (4/24/10)... Cut by the Bears (9/4/10)... Added to Chicago practice squad (9/5/10)... Signed to Reserve/Futures contract

(1/24/11). **COLLEGE:** Four-year starter for the University of Montana (2006-09) after spending his redshirt freshman year at Oregon (2005)... Played in 53 career games with 37 starts... Started all 15 games as a senior as the Grizzlies went 14-1... Named an All-American by the American Football Coaches Association, selected to College Sporting News' FCS Fabulous Fifth All-American Team, and third team on the Sports Network's All-American squad... Also honored as a first-team all-Big Sky selection... Played in all 16 games as a junior, starting 15 games (12 at LT and 3 at RG)... Picked as a member of the second-team all-Big Sky team... Appeared in all 12 games (2 starts) as a sophomore... Saw action in 10 games as a redshirt freshman after transferring and started 5 games at RT... Redshirted at the University of Oregon. **PERSONAL:** Played tight end at Rogers H.S. where he was selected first-team all-state at the Class 4A level by the Associated Press and WashingtonPreps.com following his senior campaign... Also led his team in tackles and tackles for loss his senior year.



59 CHRIS JOHNSON

Ht: 6-2

Wt: 235

Age: 24

College: South Dakota State

Bears Season: 1

NFL Season: 1

Acquired: Waived free agent in 2010 (ARZ)

LINEBACKER

PRO CAREER: Spent 2010 training camp with the Arizona Cardinals and joined the Bears practice squad for the second half of the season... Played in all four preseason games with Arizona, recording 3 tackles. **CAREER TRANSACTIONS:** Signed as an undrafted rookie free agent by the Cardinals

(5/17/10)... Cut by Arizona (9/4/10)... Signed by Chicago to the practice squad (10/26/10)... Signed to Reserve/Futures contract by Chicago (1/24/11). **COLLEGE:** Started 35 of 46 games played, including every game over his final three seasons ... for his career, registered 292 tackles (108 solo), 12 tackles for loss, five sacks, two INTs, four fumble recoveries and two forced fumbles ... earned honorable mention All-Missouri Valley Football Conference for the second straight year as a senior ... in 12 games in 2009, recorded 75 tackles, 1.5 sacks, three tackles for loss, and three QB hits ... totaled at least seven tackles in seven different games ... registered a season-high 12 tackles vs. North Dakota State ... as a junior, started all 12 games, recording 82 tackles, a career-high four tackles for loss, one sack, two fumble recoveries, three QB hits, and the only two INTs of his career ... totaled 10 or more tackles three times, including a season-high 12 vs. Cal-Poly ... finished second on the team and in the Great West Football Conference with a career-high 106 tackles as a sophomore in 2007 ... posted double-digit tackles in six of 11 games played, including a career-best 16 stops against Southern Utah ... played in 11 games in 2006, registering 29 tackles, 2.5 tackles for loss, 1.5 sacks, one QB hit and one fumble recovery ... redshirted in 2005. **PERSONAL:** Named all-city, all-conference, all-Western Iowa, and All-State at Abraham Lincoln (Council Bluffs, IA) High School ... despite being injured as senior, recorded 1,192 yards on 172 carries and led the team in tackles as the middle linebacker ... lettered in basketball and track... member of the National Honor Society.



17 ONREA JONES

Ht: 6-0

Wt: 202

Age: 27

College: Hampton

Bears Season: 1

NFL Season: 1

Acquired: Waived free agent in 2011 (ARZ)

WIDE RECEIVER

PRO CAREER: Spent most of his career in Arizona, appearing in his only 2 career NFL games with the Cardinals during the 2010 season... Also spent time with the Chargers (2007), Packers (2007), Colts (2008) and Redskins (2009). **CAREER TRANSACTIONS:** Originally signed by

Houston as an undrafted free agent (5/4/07)... Released by the Texans (7/27/07)... Signed with San Diego (8/1/07)... Released by the Chargers (9/1/07)... Signed to the Green Bay practice squad (9/18/07)... Waived by the Packers (10/19/07)... Signed to the Colts practice squad (11/7/07)... Signed a one year contract with Indianapolis (1/14/08)... Released by the Colts (8/31/08)... Signed to the Cardinals practice squad (9/1/08)... Released by the Cardinals (9/24/08)... Re-signed to Arizona's practice squad (10/1/08) before being released (10/28/08) and re-signed the following day (10/29/08)... Signed with Arizona (2/4/09)... Released following training camp (9/4/09)... Signed to the Redskins practice squad (9/7/09)... Released by Washington (9/15/09)... Re-signed to the Cardinals practice squad (9/16/09)... Re-signed by Arizona to a reserve/futures contract (1/18/10)... Cut by the Cardinals (9/3/10)... Resigned with Arizona (9/27/10)... Cut by the Cardinals (10/30/10)... Signed by Chicago (1/10/11). **COLLEGE:** A three-year letterman at Hampton, finished his collegiate career having started 12-of-36 games played with 96 receptions for 1,359 yards and seven TDs... Started 12 games as a senior and totaled 57 receptions for 679 yards and five TDs... Saw action in 12 games as a junior and recorded 32 receptions for 631 yards and two TDs... Appeared in 12 games as a sophomore, catching seven passes for 49 yards. **PERSONAL:** Attended Bruton (Williamsburg, VA) High School where he was a first-team all-state, all-region and all-district receiver as a senior... Totaled more than 2,000 yards receiving in his prep career... Starred in track where he was a 2002 state champion in the 110-meter high hurdles and 300-meter intermediate hurdles.



70 NICK REED

Ht: 6-1**Age:** 23**Bears Season:** 1**Acquired:** Waived free agent in 2011 (SEA)**Wt:** 248**College:** Oregon**NFL Season:** 2**DEFENSIVE
END**

PRO CAREER: Played in all 16 games as a rookie in 2009 with Seattle but was cut following the Seahawks 2010 training camp... Collected 8 career tackles, 1.0 sack, 2 PDs... Returned a fumble recovery 79 yards for a TD vs. JAX (10/11/09), which is tied for the second-longest in Seattle franchise history... Made NFL debut vs. STL (9/13/09). **CAREER TRANSACTIONS:** Drafted in the seventh round of the 2009 NFL Draft by Seattle... Signed four-year contract with the Seahawks (6/9/09)... Cut by Seattle (9/4/10)... Signed by Chicago (1/25/11). **COLLEGE:** Set the Oregon career record with 29.5 sacks, which ranked fourth in Pac-10 Conference history and 10th in the NCAA major college ranks at the time of his departure... His 51.5 tackles behind the line of scrimmage also set an Oregon all-time record and placed fourth in conference annals while ranking 14th in college football history... As a senior, named All-American and Academic All-American and was a finalist for the Ted Hendricks Award (nation's top defensive end) for the second consecutive year... As a junior, the all-Pac 10 Conference first-team pick led the league and ranked fourth nationally with 13 sacks... His 20.0 stops for loss placed him tied for eighth in the NCAA... Also led country with five fumble recoveries... Posted 53 tackles (35 solos) and caused two fumbles. **PERSONAL:** Attended Trabuco Canyon (Mission Viejo, Calif.) H.S. ... Earned all-Orange County Region honors from the Los Angeles Times and Defensive Player of the Year accolades by the Orange County Register... First-team all-CIF Southern Section, CIF Southern Section Division II co-Defensive Player of the Year and South Coast League Defensive MVP... Also received votes on the Long Beach Press-Telegram Best in the West balloting... Credited with 65 tackles, 10 sacks and two fumble recoveries as a senior.

PRO EXPERIENCE



44 WILL TA'UFO'OU

Ht: 5-11**Age:** 25**Bears Season:** 1**Acquired:** Waived free agent in 2011 (CHI)**Wt:** 247**College:** California**NFL Season:** 1**FULLBACK**

PRO CAREER: Fullback prospect signed enters his third preseason with Chicago... Spent the entire 2009 season on the Bears practice squad. **CAREER TRANSACTIONS:** Signed as an undrafted rookie free agent by Chicago (4/27/09)... Waived by the Bears (9/5/09)... Signed to Chicago practice squad (9/6/09)... Signed by Chicago (1/4/10)... Waived/Injured by Bears (8/31/10)... Signed to one-year contract (7/29/11). **SIGNED through 2011. COLLEGE:** Four-year letterwinner at Cal (2005-08)... Appeared in 49 games, making 13 starts... Carried the ball 16 times for 80 yards (5.0 avg) and caught 13 passes for 93 yards (7.2 avg) and 1 TD... Helped pave the way for two 1,500-yard rushers (2007-08)... Named all-Pac-10 honorable mention as a senior... Honored with Cal's Joe Roth Award (for courage, attitude and sportsmanship)... Played in all 13 games, making 8 starts... Rushed for 26 yards on 4 carries and caught 7 passes for 27 yards and 1 TD... Saw action in 13 games (4 starts) as a junior... Rushed for 52 yards on 11 carries (5.8 avg)... Posted 4 receptions for 48 yards... Appeared in all 13 games as a sophomore (1 start), rushing for 2 yards on 1 carry... Added 2 receptions for 18 yards... Saw action in 11 games in a freshman, posting 5 tackles on special teams... Redshirted as a true freshman and earned Cal's freshman strength award... Majored in sociology.



96 PATRICK TRAHAN

Ht: 6-2**Wt:** 236**Age:** 24**College:** Mississippi**Bears Season:** 1**NFL Season:** 1**Acquired:** Waived free agent in 2011 (TEN)**LINEBACKER**

PRO EXPERIENCE

PRO CAREER: Spent the 2010 training camp with the Titans and was on the Tennessee practice squad for the entire 2010 season. **CAREER TRANSACTIONS:** Signed by Titans as an undrafted free agent (4/30/10)... Cut by Tennessee (9/4/10)... Signed to the Titans practice squad (9/5/10)...

Signed to Bears practice squad (1/19/11)... Signed with Chicago (1/24/11). **COLLEGE:** Played at Auburn (2006), Northwest Mississippi C.C. (2007) and Ole Miss (2008-09)... Ole Miss totals included 98 tackles, 7.0 sacks, 16.5 TFLs, 1 QB pressure, 2 INTs, 3 forced fumbles and 1 fumble recovery... As a senior, started all 13 games at WLB and tied for team lead (eighth in SEC) with 12 tackles for loss... Also tied for team lead with 2 INTs, ranked third on the team with 5.0 sacks and ranked fourth on the squad with 69 tackles... Team captain... In 2008, saw action in all 13 games with two starts at WLB and tallied 29 tackles, 2.0 sacks, 4.5 tackles for loss, 1 forced fumble and a safety... At Northwest Mississippi, named second-team National Junior College Athletic Association All-American after posting 96 tackles, 14 tackles for loss, 6.0 sacks, 4 forced fumbles and 1 INT... As a redshirt freshman at Auburn, played in 13 games and recorded 14 tackles and one TFL... Majored in parks and recreation management. **PERSONAL:** Attended St. Augustine (New Orleans) H.S., earning first-team all-state and all-district honors as a senior after totaling 120 tackles, 9.0 sacks, 2 INTs and 10 forced fumbles... Named to Mobile Press-Register Super Southeast 120 team, Tom Lemming and SuperPrep all-southwest teams, rated the No. 11 player in Louisiana by Rivals.com, and earned PrepStar all-region honors... As a high school sophomore, played alongside New England Patriots running back BenJarvus Green-Ellis.

OPENING DAY ROOKIE STARTERS

On Sunday, September 21, 1975, running back Walter Payton and six fellow rookies (DE Mike Hartenstine, DT Roger Stillwell, FS Doug Plank, TE Greg Latta, LG Noah Jackson, OT Jeff Sevy) took to Soldier Field's artificial turf to face the Baltimore Colts; the young Bears lost 35-7. The seven rookie Bears starting on Opening Day is the most in the past 34 seasons, followed by three in 1983 (T Jim Covert, WR Willie Gault and CB Mike Richardson) and two on three occasions (1989, CB Donnell Woolford and DE Trace Armstrong; 1991, T Stan Thomas and WR Anthony Morgan; 1998, FS Tony Parrish and TE Alonzo Mayes). In 18 of the previous 35 seasons, no rookies have started on opening day. Most recently, S Al Afalava (2009), RB Matt Forte (2009) and DT Tommie Harris (2004) all started as rookies on opening day.



93 TANK TYLER

Ht: 6-2**Age:** 26**Bears Season:** 1**Acquired:** Waived free agent in 2011 (CAR)**Wt:** 325**College:** NC State**NFL Season:** 4**DEFENSIVE
TACKLE**

PRO CAREER: Spent the first two-plus years of his NFL career (2007-09) with Kansas City before being traded to Carolina midway through the 2009 season... Appeared in 43 career games with 19 starts... Credited with 79 career tackles (55 solo), 1 forced fumble and 1 fumble recovery... Played in at least 12 games in each of his first three seasons in the league, including 2008 when he started all 16 games for the Chiefs. **CAREER TRANSACTIONS:** Drafted in the third round of the 2007 NFL Draft by Kansas City... Signed three-year contract with the Chiefs (7/25/07)... Traded to Carolina for a fifth-round draft pick (10/19/09)... Placed on injured reserve with a knee injury (12/4/09)... Resigned with the Panthers (4/15/10)... Cut by Carolina (9/4/10)... Signed by Chicago (1/10/11). **PREVIOUS SEASONS:** **2009** - Saw action in 6 contests for Carolina after being acquired in a trade with Kansas City... Posted 13 tackles and one QB pressure with Carolina... Played in 6 games (2 starts) for the Chiefs before the trade, registering 17 tackles and one quarterback pressure. **2008** - Started all 16 games for the Chiefs, posting a career-high 41 tackles (35 solo)... Added 1 forced fumble and 1 fumble recovery. **2007** - Played in 15 games as a rookie, making one start... Notched 8 tackles. **COLLEGE:** Played in 48 games with 28 starts at North Carolina State... Totaled 174 tackles, 21.5 tackles for loss, five sacks, two forced fumbles and two fumble recoveries... Named first-team all-Atlantic Coast Conference selection as a senior, playing in 12 games with 11 starts... Produced 87 tackles, 11 tackles for loss, three sacks and one forced fumble... As a junior, played in 12 games with six starts... Registered 41 tackles, 4.5 TFLs, two sacks and two fumble recoveries... Started 11 games as a sophomore, notching 33 tackles, six TFLs and one forced fumble... Played in 13 games as a freshman, collecting 13 tackles. **PERSONAL:** Attended E.E. Smith H.S. in Fayetteville, N.C. Majored in sociology at North Carolina State.




45 HARVEY UNGA

Ht: 6-0**Age:** 24**Bears Season:** 2**Acquired:** Supplemental Draft in 2010**Wt:** 237**College:** BYU**NFL Season:** 2**RUNNING
BACK**

PRO CAREER: Drafted by Chicago in the 2010 Supplemental Draft on 7/15, but was placed on Injured Reserve on 8/12 during training camp. **COLLEGE:** Rushed for 3,455 yards on 696 carries (4.9 avg) in 41 games played at BYU (2006-09)... Caught 102 passes for 1,085 yards (10.6 avg)... Scored 36 TDs on the ground and caught 9 TDs over the course of his career... Set BYU's all-time career rushing record while achieving his third-straight 1,000-yard rushing season as a senior... Became one of only nine Cougars to record over 1,000 career yards receiving and rushing... Only the second Cougar to reach the 3,000-career rushing yard mark, the other being Curtis Brown (3,221)... Also set BYU bowl records for career carries and yards with 58 and 163, respectively. **PERSONAL:** A consensus all-state RB as a senior... Helped lead Timpview (Provo, Utah) H.S. to the 2004 State Championship... Team offensive MVP as a junior and senior... Father, Jackson, played running back for the Cougars in the early 80's.

CHICAGO BEARS PLAYERS



43 EDDIE WILLIAMS

Ht: 6-1

Wt: 242

Age: 23

College: Idaho

Bears Season: 1

NFL Season: 2

Acquired: Waived free agent in 2010 (WAS) **FULLBACK**

PRO CAREER: Member of Bears practice squad during 2010 season... Spent the second half of the 2009 season on the Redskins active roster after beginning the year on the practice squad...

Did not appear in a game in 2009 and was placed on Injured Reserve on 11/24 with a fibula fracture. **CAREER TRANSACTIONS:** Drafted in the seventh round (221st overall) of the 2009 NFL Draft by Washington... Signed with the Redskins (6/11/09)... Cut by Washington (9/5/09)... Signed to Washington practice squad (9/7/09)... Elevated to the active roster (11/2/09)... Placed on Injured Reserve (11/24/09)... Cut by the Redskins (3/5/10)... Signed 1-year deal with Chicago (3/10/10)... Cut by the Bears (9/4/10)... Signed to Chicago practice squad (9/4/10)... Signed to Reserve/Futures contract by Chicago (1/24/11). **PREVIOUS SEASONS: 2010** - Spent the entire season on Chicago practice squad. **2009** - Signed to the Redskins 53-man roster from their practice squad on 11/2... Was inactive for 3 games with an ankle injury before being placed on Injured Reserve (11/24). **COLLEGE:** Caught 100 passes for 1,205 yards (12.1 avg.) and 11 TDs during his 4 seasons at Idaho... Also had 19 rushes for 195 yards (10.3 avg.) and 3 TDs... Named first-team all-WAC as a senior, leading the Vandals in receptions, receiving yards and touchdown receptions. **PERSONAL:** Team captain and team MVP in 2003 and 2004 at Aragon (San Mateo, CA) H.S. ... Named first-team all-county, all-league and all-metro, as well as the Peninsula Athletic League "A" Division Utility award winner as a senior... Aragon lost only two league games during his three-year career... Also played basketball and competed on the track team... Majored in business at Idaho.



BEARS SHARE


A Community Ticket Donation Program

Bears Season Ticket holders unable to attend a Bears home game may donate tickets to Special Olympics Illinois through our Bears Share ticket donation program. This program gives Special Olympics athletes and volunteers the opportunity to experience a game. The Season Ticket Holder receives a tax deduction for the donation of the tickets. Tickets should be received at the following address no later than four days prior to the scheduled game:

Special Olympics Illinois
c/o Bears Share Ticket Donations
800 Roosevelt Road: Building B: Suite 220
Glen Ellyn, IL 60137-5860



2011 CHICAGO BEARS
ROOKIES



72 GABE CARIMI

Ht: 6-7
Age: 23

Wt: 316
College: Wisconsin

Acquired: 1st round of the 2011 draft (29th overall)

TACKLE

COLLEGE CAREER: Attended the University of Wisconsin (2006-10) where he was a four-year starter... Started all 49 games he played in at left tackle... Outland Trophy award winner as a senior... Two-time All-American... Two-time all-Big Ten... Four-time academic all-Big Ten.

SENIOR: Started all 13 games at left tackle on the Big Ten champion Badgers... Outland Trophy award winner... Consensus All-American... Big Ten Offensive Lineman of the Year... Named first-team all-Big Ten selection by both coaches and media... Lombardi Award watch list selection... Team captain... Part of offensive line that blocked for two 1,000-yard rushers in James White and John Clay (Montee Ball was four yards shy of 1,000 yards which would have made the Badgers running back trio the first in FBS history to all rush for 1,000 yards in a season)... Badgers tied Big Ten record with 48 rushing touchdowns in a season... Helped QB Scott Tolzien finish with a Big Ten single-season record for completion percentage (72.9 percent)... Two-time UW co-offensive player of the week... Academic all-Big Ten... Wayne Souza Coaches Appreciation Award (offense).

JUNIOR: Started all 13 games at left tackle on UW team that led Big Ten in scoring and total offense... First-team all-Big Ten by media and second-team all-Big Ten by coaches... Third-team All-American by NFL Draft Report and fourth-team All-American by Phil Steele... Named to Lombardi Award watch list... Academic all-Big Ten.

SOPHOMORE: Limited to 10 games due to injury, but started all 10 at left tackle... Honorable mention sophomore All-American by College Football News... Knee injury against Ohio State (10/4) knocked him out for three games... Academic all-Big Ten. **REDSHIRT FRESHMAN:** Taking over for 2006 Outland Trophy winner Joe Thomas, started all 13 games at left tackle... Freshman All-American second-team selection (Rivals.com, The Sporting News) and honorable mention All-American (College Football News)... First-team freshman all-Big Ten... Wisconsin's co-Rookie of the Year... Academic all-Big Ten. **FRESHMAN:** Redshirted as a true freshman.

PERSONAL: Parade All-American at Monona Grove H.S. (Cottage Grove, Wis.)... PrepStar All-American... Capital Times and Wisconsin State Journal Player of the Year... First-team all-state in 2005 at both OL and DL... Earned four letters in football and track.

GABE CARIMI'S COLLEGE STATISTICS

REGULAR SEASON

GAMES PLAYED-STARTED - 49-49: 2010 (13-13), 2009 (13-13), 2008 (10-10), 2007 (13-13)



92 STEPHEN PAEA

Ht: 6-1
Age: 23

Wt: 300
College: Oregon State

Acquired: 2nd round of the 2011 draft (53rd overall)

DEFENSIVE TACKLE


COLLEGE CAREER: Started 37-of-38 games played at Oregon State (2008-10)... Posted 129 tackles (60 solo), 14.0 sacks, 30.5 TFLs and 5 QB pressures... Set a school record with 9 forced fumbles along with 1 fumble recovery and 3 PBUs... Two-time winner of Morris Trophy which goes to the top defensive lineman in the Pac 10... 2010 Pac 10 Pat Tillman Defensive Player of the Year... Two-time team captain... Attended Snow College (2006-07) in Ephraim, Utah, where he redshirted as a freshman... Team went undefeated in the one season he played.

SENIOR: Consensus All-American... Pac 10 Pat Tillman Defensive Player of the Year... Morris Trophy winner... All-Pac 10 first-team... Started all 12 games at defensive tackle, tallying 45 tackles (20 solo)... Led the team with career-high 6.0 sacks and 11.0 TFLs... Finished fourth in the conference with 4 forced fumbles... Added 2 PBUs and 1 QB pressure... Team captain... Semifinalist for Bednarik Award (nation's top defensive player) and named to Lombardi, Outland, Nagurski and Lott watch lists... Pac 10 Defensive Player of the Week against USC (11/22). **JUNIOR:** All-Pac 10 first-team and Morris Trophy winner... Started all 13 games at DT, tallying 43 tackles (22 solo)... Led the team with 3.0 sacks and 8.5 TFLs... Forced 4 fumbles, adding 1 fumble recovery and 2 PBUs. **SOPHOMORE:** Started 12-of-13 games played, notching 41 tackles (18 solo)... Sophomore second-team All-American by College Football News... All-Pac 10 honorable mention... Matched a career high with 11.0 TFLs among 5.0 sacks... Forced 1 fumble, 1 PBU and 1 QB pressure. **REDSHIRT FRESHMAN:** Part of undefeated team at Snow C.C. **FRESHMAN:** Redshirted at Snow College.

PERSONAL: Attended Timpview H.S. (Provo, Utah), but did not play football until his senior year... Earned all-region and all-division honors playing on the DL and OL... Lettered in track as well... Born in Tonga on the island of Vav'u... Moved to the United States at the age of 16 and did not speak English at the time.

STEPHEN PAEA'S COLLEGE STATISTICS

Year	Team	GP	GS	Tackles					Interceptions					Fumbles			Misc.
				Tot	S	A	Sk	Yds	No	Yds	Lg	TD	PD	FF	FR	Yds	
2008	Oregon State	13	12	41	18	23	5.0	32.0	0	0	0	0	1	1	0	-	11.0
2009	Oregon State	13	13	43	22	21	3.0	19.0	0	0	0	0	0	4	1	-	8.5
2010	Oregon State	12	12	45	20	25	6.0	49.0	0	0	0	0	2	4	0	-	11.0
Totals		38	37	129	60	69	14.0	100.0	0	0	0	0	3	9	1	-	30.5



47 CHRIS CONTE

Ht: 6-2
Age: 22

Wt: 203
College: California

Acquired: 3rd round of the 2011 draft (93rd overall)

SAFETY

COLLEGE CAREER: Played in 50 games at Cal (2007-10), making 17 starts (12 at safety, 5 at corner) for the Golden Bears... Finished with 157 tackles (100 solo), 4 TFLs, 2 INTs and 11 PBUs... Added 1 forced fumble and 1 fumble recovery... Returned 3 kickoffs for 55 yards and blocked a punt that he returned for a touchdown.

SENIOR: Starting all 12 games played at safety, earning first-team all-Pac 10 honors... Finished third on the team with 72 tackles (46 solo)... Collected 2.0 TFLs, 1 INT, 3 PBUs and 1 forced fumble... Returned 2 kickoffs for 41 yards... Blocked a punt and returned it for TD... Notched a career-high 16 tackles at USC. **JUNIOR:** Appeared in 13 games with 1 start at corner... Tallied 25 tackles (19 solo) and 1 PBU... Returned 1 kickoff for 14 yards. **SOPHOMORE:** Played in 12 games, making 1 start... Finished with 28 tackles (15 solo), 1 TFL, 1 INT and 7 PBUs... Missed game vs. Washington due to a broken thumb. **FRESHMAN:** Saw action in all 13 games, including 3 starts... Recorded 32 tackles (20 solo), 1 TFL and 1 fumble recovery... Honorable mention freshman All-American (*The Sporting News*, Scout Media)... Posted most tackles by a Cal freshman since 2002.

PERSONAL: Went to Loyola H.S. (Los Angeles, Calif.) where he was an all-Far West selection by SuperPrep... Posted 58 tackles with 4 INTs and caught 43 passes for 614 yards and 4 TDs as a senior... Helped team to CIF Division I title as a junior, collecting 38 tackles and 2 INTs.

CHRIS CONTE'S COLLEGE STATISTICS

Year	Team	GP	GS	Tackles					Interceptions					Fumbles			Misc.
				Tot	S	A	Sk	Yds	No	Yds	Lg	TD	PD	FF	FR	Yds	
2007	California	12	3	32	20	12	0	0	0	0	0	0	0	0	1	-	1
2008	California	12	1	28	15	13	0	0	1	n/a	n/a	0	7	0	0	-	1
2009	California	13	1	25	19	6	0	0	0	0	0	0	1	0	0	-	0
2010	California	12	12	72	46	26	0	0	1	n/a	n/a	0	3	1	0	-	2
Totals		49	17	157	100	57	0	0	2	n/a	n/a	0	11	1	1	-	4



10 NATHAN ENDERLE

Ht: 6-4
Age: 23

Wt: 240
College: Idaho

Acquired: 5th round of the 2011 draft (160th overall)

QUARTERBACK

COLLEGE CAREER: Played in 45 games at the University of Idaho (2006-10), completing 779-of-1,427 passes for 10,084 yards, 81 TDs and 60 INTs... Four-year starter... Finished career as the school's all-time leader in attempts, ranking second in school annals in completions, third passing yards and fourth in TD passes and total offense yards (9,935)... Became just the third QB in school history to pass for 10,000 yards... Posted eight 300-yard games and 12 games of three or more touchdowns... Added 2 rushing touchdowns.

SENIOR: Set career highs in completions (271), attempts (478) and yards (3,314), starting all 13 games... Tossed 22 touchdowns and 16 INTs... Finished second in team history in single-season attempts and completions and fifth in yards... Vandals Offensive Player of the Year... Team captain... Selected to Davey O'Brien and Golden Arm watch lists... Named Manning Award Top 10. **JUNIOR:** Started all 11 games he played in, finishing with the NCAA's fifth best pass efficiency rating (157.28)... Connected on 192-of-312 passes (61.5 percent) for 2,906 yards, 22 TDs and 9 INTs... Pass efficiency rating ranks sixth in school annals and completion percentage is ninth... Honored as team MVP... Missed two games with a bruised rotator cuff. **SOPHOMORE:** In 12 starts, completed 184-of-339 passes for 2,077 yards... Posted 20 TD passes and 17 INTs... Added 1 rushing TD. **REDSHIRT FRESHMAN:** Earned starting spot in his first season, starting all 9 games he played... Threw for 1,787 yards on 132-of-298 passing... Tossed 10 TDs and 18 INTs... Missed three full games with a ruptured tendon in his throwing hand... Threw for 423 yards vs. Northern Illinois which ranks ninth in single-game school history. **FRESHMAN:** Redshirted as a true freshman.

PERSONAL: Graduated from North Platte (NE) H.S. where he was a second-team Super State quarterback... As a junior, tied Nebraska high school records for completions in a season (166) and completions in a game (24)... Lettered in basketball, baseball and track.

NATHAN ENDERLE'S COLLEGE STATISTICS

Year	Team	GP-GS	Att	Cmp	Pct	Yds	Yds/Att	TD	Int	Lg	Effic.
2007	Idaho	9-9	298	132	44.3	1,787	6.0	10	18	58	93.66
2008	Idaho	12-12	339	184	54.3	2,077	6.1	20	17	81	115.18
2009	Idaho	11-11	312	192	61.5	2,906	9.3	22	9	73	157.28
2010	Idaho	13-13	478	271	56.7	3,314	6.9	22	16	76	123.43
Totals		45-45	1,427	779	54.5	10,084	7.1	74	60	81	122.65



97 J.T. THOMAS

Ht: 6-1
Age: 22

Wt: 236
College: West Virginia

Acquired: 6th round of the 2011 draft (195th overall)

LINEBACKER

COLLEGE CAREER: Attended West Virginia University (2006-10) where he was a three-year starter at linebacker... Two-time all-Big East first-team selection... Played in 49 career games, making 39 starts... Tallied 233 tackles (106 solo), 6.0 sacks and 27.0 TFLs... Added 2 INTs, 13 PBUs, 4 forced fumbles and 4 fumble recoveries.

SENIOR: All-Big East first-team honoree... Started all 13 games, finishing second on the team with 73 tackles (36 solo)... Collected 2.5 sacks, 7.0 TFLs, 4 PBUs, 2 forced fumbles and 2 fumble recoveries... Helped the Mountaineer defense lead the conference in total defense, rush defense and scoring defense. **JUNIOR:** Named all-Big East first-team... Finished second on the team with career-high 76 tackles... Recorded 0.5 sack, 7.0 TFLs, 2 INTs, 5 PBUs and 1 fumble recovery... Selected as the 'Iron Mountaineer' by his teammates - an award presented to the most outstanding performers in WVU's offseason strength and conditioning program... Awarded the Gridiron Gladiator Award from the coaching staff. **SOPHOMORE:** In his first year as a starter, totaled 65 tackles (23 solo)... Posted career highs 3.0 sacks and a team-high 10.0 TFLs... Added 3 PBUs, 2 forced fumbles and 1 fumble recovery... Given the Whitey Gwynee Award by the coaching staff... Named Iron Mountaineer by teammates. **REDSHIRT FRESHMAN:** Saw action in 10 games, posting 19 tackles (13 solo)... Notched 3 TFLs and a PBU. **FRESHMAN:** Received a medical redshirt... Won 2006 Danny Van Etten Award for scout team Player of the Year on defense.

PERSONAL: Attended Blanche Ely H.S., where he was a captain and the team's MVP as a senior... BCAA/Sun-Sentinel All-Star game participant... Florida Top 100 player by Rivals.com... Father, J.T. Thomas, Sr., was a linebacker at West Virginia from 1994-95.

J.T. THOMAS' COLLEGE STATISTICS

		Tackles							Interceptions					Fumbles			Misc.
Year	Team	GP	GS	Tot	S	A	Sk	Yds	No	Yds	Lg	TD	PD	FF	FR	Yds	TFL
2007	West Virginia	10	0	19	13	6	0.0	0.0	0	0	0	0	1	0	1	-	3
2008	West Virginia	13	13	65	23	42	3.0	24.0	0	0	0	0	3	2	1	n/a	10
2009	West Virginia	13	13	76	34	42	0.5	1.0	2	n/a	n/a	0	5	0	1	-	7
2010	West Virginia	13	13	73	36	37	2.5	12.0	0	0	0	0	4	2	2	n/a	7
Totals		49	39	233	106	127	6.0	37.0	2	n/a	n/a	0	13	4	4	n/a	27

**84 KRIS ADAMS****Ht:** 6-3
Age: 23**Wt:** 195
College: UTEP**Acquired:** Undrafted free agent in 2011**WIDE
RECEIVER**

Spent his collegiate career at UTEP (2006-10)... Ranked second in school history in touchdown receptions (30), third in yards per catch (18.5), fourth in receiving yards (2,657), tied for fourth in 100-yard games (10) and seventh in receptions (144)... Tied for sixth on Conference USA's career touchdown receptions list and ranks 18th in receiving yards... Made 35 starts for the Miners, including 34 over his final three seasons... Honorable Mention All-Conference USA as a senior... Led the Miners in receptions (47), receiving yards (1,070), touchdown receptions (14) and yards per catch (22.8)... Became only the sixth UTEP player to accumulate 1,000 yards receiving in a season... Established a school single-season record for yards per catch... His 14 TD receptions are tied for second in the school history and his 1,070 yards rate fourth... As a junior, started all 12 games... Rated second on the team in receptions (42) and receiving yards (580), averaging 13.8 yards per catch and 48.3 yards per game... In his sophomore season, named honorable mention All-Conference USA... Led the Miners with 958 yards receiving and 14 touchdown receptions, and ranked second on the team in catches (50)... Posted the second-most touchdown receptions in a season in school history... Played in all 12 games, making two starts as a redshirt freshman, recording five catches for 49 yards... Redshirted as a true freshman... First team all-district 15-4A wide receiver and cornerback as a senior at Everman High School... Three-year letterwinner in basketball and four-year letterwinner in track and field as a prep.

UNDRAFTED ROOKIE**86 KYLE ADAMS****Ht:** 6-4
Age: 23**Wt:** 255
College: Purdue**Acquired:** Undrafted free agent in 2011**TIGHT END**

Played in 46 games at Purdue from 2006-2010... Caught 79 passes for 660 yards (8.4 avg) and 3 TDs... Returned 7 kickoffs for 45 yards (6.4 avg)... Collected 8 tackles... Three-time Academic All-Big Ten honoree... Led Purdue as a senior with 36 catches and was a team captain... One of 10 national finalists for the Danny Wuerffel Trophy in 2010... As a redshirt junior, started all 12 games with 29 receptions for 249 yards (8.6 avg)... Suffered season-ending knee injury in first game of his junior season... Appeared in all 13 games, including one start as a sophomore... Posted 8 receptions for 109 yards and 2 TDs... As a freshman, appeared in 8 games including 1 start... Collected 6 receptions for 58 yards and 1 TD... Attended the same high school (Westlake) as former Purdue All-America and New Orleans Saints quarterback Drew Brees.

CHICAGO BEARS PLAYERS

UNDRAFTED ROOKIE



78 MARIO ADDISON


Ht: 6-3
Age: 23

Wt: 252
College: Troy

**DEFENSIVE
END**

Acquired: Undrafted free agent in 2011

Played in 25 games (12 starts) at Troy (2009-10) after spending two years at Northeast Mississippi CC (2007-08)... Totaled 79 tackles (50 solo) at Troy, including 21.5 TFLs, 3 forced fumbles, 1 fumble recovery and 1 PBU... Also collected 13.0 sacks... Played and started 12 games as a senior, missing one contest due to injury... Finished sixth on the team in tackles with 47 as a senior, including 35 unassisted tackles... Second on the team in tackles for loss with 15.5... Second on the team in quarterback sacks with 10.5... In his junior season, saw action in 13 games a reserve defensive end and special teams player... Finished the season with 32 tackles, 2.5 sacks and 6.0 TFL... During his sophomore season at Northeast Mississippi had 60 tackles (45 solo) with 21.5 TFLs and 3.5 sacks in 9 games en route to being named a second team All-American selection... During his freshman season, was credited with 46 total tackles (26 solo) with 10 TFLs, four sacks, two forced fumbles and two INTs.



62 TANNER ANTLE

Ht: 6-4
Age: 23

Wt: 228
College: Tulsa

LINEBACKER

Acquired: Undrafted free agent in 2011

A four-year letterwinner and three-year starter at Tulsa (2006-10)... Played in 52 career games and started 37 contests... Played on Tulsa teams that registered a 36-17 record in his four seasons... Credited with 258 career tackles and 9.5 sacks... Posted 6 fumble recoveries and 7 PBUs in his career... Played and started in 12 games at linebacker as a senior... Earned honorable mention all Conference USA accolades in 2010... Ranked fourth on the team in total tackles with 83... Recorded 2.0 sacks... In his junior season, started in all 12 games and ranked fourth on the team in tackles with 78... As a sophomore, moved to the SPUR position from outside linebacker only to move back to linebacker in the second game and started 12 games at linebacker... Notched 63 tackles and 4.5 sacks... Played in all 14 games as a freshman, making 1 start... Totaled 38 tackles... Redshirted in 2006... Played 8-man football at Foyil H.S. where he was a Tulsa World second-team all-state punter, named to play in the OCA all-state game for the East squad, named the district Player of the Year and the county offensive Player of the Year.

MOST DRAFTEES BY SCHOOL

Year	Rd	Last Player Selected	Pos	College	Number of Players Selected
2001	3	Gandy, Mike	G	Notre Dame	41
2009	5	Freeman, Marcus	LB	Ohio State	30
2009	4	Melton, Henry	DE	Texas	27
2009	3	Iglesias, Juquin	WR	Oklahoma	26
2007	3	Okwo, Michael	LB	Stanford	24
2010	4	Wootton, Corey	DE	Northwestern	21
2008	7	Monk, Marcus	WR	Arkansas	20
1986	3	Williams, David	WR	Illinois	19
2007	1	Olsen, Greg	TE	Miami (FL)	19
2001	2	Thomas, Anthony	RB	Michigan	19

**64 TRESSOR BAPTISTE****Ht:** 6-0
Age: 22**Wt:** 230
College: Texas A&M-Kingsville**Acquired:** Undrafted free agent in 2011**LINEBACKER**


Attended Texas A&M-Kingsville (2010), Hofstra (2009) and Lackawanna JC (2007-08)... As a senior at Texas A&M-Kingsville, was credited with 66 total tackles and led the team with 40 solo stops... Added three forced fumbles and 8.0 TFLs en route to being named: LSC South Linebacker of the Year, first team Daktronics all-super region 4, second team Daktronics All-American, first team AFCA

All-American, third team AP Little All-American, second team Don Hansen all-super region four, honorable mention Don Hansen All-American and honorable mention D2Football.com All-American... At Hofstra, played in 11 games where he had 13 tackles including three TFLs, 2.5 sacks and two forced fumbles... Attended Lackawanna JC for two years where he was an All-Northeast Football Conference second team selection at linebacker... Finished second on the team in tackles with 41 solo stops as a senior... Four-year member of the football and track teams at Curtis H.S.

**64 J.C. BRIGNONE****Ht:** 6-1
Age: 23**Wt:** 304
College: Mississippi State**Acquired:** Undrafted free agent in 2011**CENTER**

Played in 47 games during his Mississippi State career (2006-10) on the offensive line, starting 35 times... As a senior, played in 12 games, making 11 starts... In 2009, started all 12 games at center... Helped pave way for the SEC leading rushing attack (227.6 yards per game)... In 2008, started 12 games (11 at center and 1 at guard)... After practicing on both sides of the ball during his redshirt

freshman season, he settled in at offensive guard and played in 11 games... Redshirted his true freshman season... Second-team Class 4A all-state at guard following his junior season at St. Stanislaus and was displaced by Hurricane Katrina for his senior year of high school, finishing his prep career at Lilburn (Ga.) Parkview High School... Three-time USA wrestling champion for Louisiana/Alabama/Mississippi region, finishing sixth nationally.

**32 ANTAREIS BRYAN****Ht:** 6-2
Age: 23**Wt:** 190
College: Baylor**Acquired:** Undrafted free agent in 2011**CORNERBACK**

Four-year letterman cornerback played 34 career games (7 starts) at Baylor (2006-10)... Credited with 71 tackles (52 solo), 4 TFLs, 2 INTs and 1 forced fumble... In 2010, played in 8 games, including 2 starts but missed five games due to hamstring injury... Totaled 14 tackles (9 solo) and 4 PBUs... As a junior, played in six games, missing six games due to broken foot and totaled 7 tackles (6 solo)...

In his sophomore season, played in 10 games, starting 3... Finished season with 33 tackles, 8 PBUs and 1 INT... As a redshirt freshman, saw action in 10 games and totaled 17 tackles (10 solo) en route to The Sporting News' All-Big 12 freshman team... Also had TFL and an INT... True freshman sat out 2006 campaign as redshirt... Attended Carter (Dallas) H.S.... MVP of Carter track team and district long jump champion.

CHICAGO BEARS PLAYERS

UNDRAFTED ROOKIE



15 **TRAVIS COBB**

Ht: 6-0
Age: 23

Wt: 180
College: Arizona

Acquired: Undrafted free agent in 2011

WIDE RECEIVER

Went to Arizona (2009-10) after spending time at Blinn College... Caught 27 passes for 305 yards (11.3 avg) and 1 TD as a Wildcat... Also returned 64 kickoffs for 1,649 yards and 2 TDs... Rushed 8 times for 46 yards (5.8 avg)... In 2010, collected 26 receptions for 290 yards and a score in 12 games played... Recorded 6 rushes for 40 yards... Set school records with 34 kickoff returns, 871 kickoff return yards and 26.1 kickoff return average... Pac-10 Special Teams Player of the Week vs. Iowa, during which he tied school record with 100-yard kickoff return... Played in 12 games in 2009... Totaled 30 kickoff returns for 762 yards (25.4 avg)... Helped lead Blinn to a 9-3 record and the Heart of Texas Bowl in 2008... Collected 36 catches for 508 and 4 TDs... Earned first-team all-southwest Junior College Football Conference honors as a return specialist... Attended Rocky Mount H.S.



76 **JOSH DAVIS**


Ht: 6-6
Age: 23

Wt: 300
College: Georgia

Acquired: Undrafted free agent in 2011

TACKLE

Played at the University of Georgia (2006-10), appearing in 39 games with 20 starts... Saw action in 13 games (11 starts) as a senior... Recipient of David Jacobs Football Scholarship... In 2009, started all 6 games he played in... Underwent left shoulder surgery in January of 2005 to repair an injury suffered in the Capital One Bowl and missed spring drills... Played in all 12 games as a sophomore, making 3 starts including first career start at RT vs. Georgia Southern... Saw action in 8 games as a redshirt freshman... Redshirted his true freshman season of 2006... Clarion Ledger and Mississippi Coaches Association Class AAA all-state at Tylertown.



58 **DOM DeCICCO**

Ht: 6-4
Age: 22

Wt: 230
College: Pittsburgh

Acquired: Undrafted free agent in 2011

LINEBACKER

Two-time all-Big East pick at Pittsburgh (2007-10)... Appeared in 48 games for the Panthers, making 36 starts... Finished career with 244 tackles (166 solo), 1.0 sack, 12 fumble recoveries, 12 PBUs and 7.0 TFLs... Named first-team all-Big East as a senior and named captain... Started all 12 games he played in, including seven at strong safety and five at WLB... Credited with a team-high 94 tackles, 6.0 TFLs and 5 INTs... Played in the Texas vs. The Nation All-Star Game... As a junior, started in all 13 games at strong safety... All-Big East (second team)... Collected 88 tackles, 3 INTs, 3 PBUs and a forced fumble... Named Big East Defensive Player of the Week for his performance against USF... Played in 13 games as a sophomore, starting 11 at strong safety... Notched 56 tackles and a team-high four interceptions, which ranked third in the Big East... Lettered as a true freshman, playing in 10 games and posting 6 tackles... Three-year starter on both sides of the ball for perennial WPIAL Class AAA power Thomas Jefferson... Switched from receiver to quarterback for his senior season and was a 1,000-yard rusher and passer... Pittsburgh Post-Gazette WPIAL Class AAA Player of the Year.

**38 DAN DIERKING****Ht:** 5-10
Age: 23**Wt:** 195
College: Purdue**Acquired:** Undrafted free agent in 2011**RUNNING
BACK**

Four-year letterwinner at Purdue (2007-10), where he rushed for 749 yards on 172 carries (4.4 avg) and 5 rushing TDs... Added 30 receptions for 298 yards (9.9 avg) and 3 receiving TDs... Named captain as a senior and had 118 carries for 568 yards (4.5 avg) and 3 TDs... Caught career-high 20 passes for 173 yards and 2 TDs... Appeared in all 12 games (3 starts) as a junior with 3 carries for 4 yards and 4 receptions for 71 yards (17.8 average) and 1 TD... Recorded 10 special teams tackles... During his sophomore season, saw action in all 12 games... Posted 9 carries for 34 yards (3.8 average) and 1 reception for 2 yards... Added 10 special teams tackles... As a freshman, appeared in all 13 games (1 start)... Finished with 42 carries for 181 yards (4.3 average) and 2 TDs... Caught 5 passes for 52 yards (10.4 average)... notched 11 special teams tackles... Named Illinois Player of the Year by Gatorade and *Chicago Sun-Times* and *Chicago Tribune* Player of the Year en route to state title at Wheaton Warrenville H.S.

**69 RICKY HENRY****Ht:** 6-4
Age: 24**Wt:** 310
College: Nebraska**Acquired:** Undrafted free agent in 2011**GUARD**

Played at Nebraska (2008-10) and North Dakota State College of Science (2006-07)... Started all 28 games played for the Cornhuskers and was the only offensive lineman at Nebraska to start every game over those two seasons... Helped block for a 1,000-yard rusher in both of his seasons in Lincoln... First-team all-Big 12 choice by the league's coaches and the Associated Press as a senior... Started all 14 games at right guard as the Cornhuskers eclipsed 200 yards rushing in 10 games... As a junior, started every game at RG... RB Roy Helu rushed for over 1,000 and Nebraska ranked in the Top 40 nationally in sacks allowed... Sat out the 2008 season as a redshirt... Spent two seasons at North Dakota State College of Science where he started every game at RG... Named all-region as a sophomore... Attended Omaha Burke H.S., where he earned two first-team Class A all-state honors.

**48 MIKE HOLMES****Ht:** 5-11
Age: 22**Wt:** 184
College: Syracuse**Acquired:** Undrafted free agent in 2011**CORNERBACK**

Attended Syracuse University (2007-10) where he played in 49 games (45 starts)... Ranks fifth on SU's career record list for tackles by a defensive back (274 tackles)... Added 6 INTs, 3.0 sacks, 9.5 TFLs, 2 forced fumbles and 6 fumble recoveries... Returned 30 punts for 311 yards (10.4 avg) and 55 kickoffs for 1,293 yards (23.5 avg) and 1 TD... Ranks sixth for career return yards... Started all 13 games in 2010, posting 65 tackles, 4.0 TFLs, 3.0 sacks and 1 INT... Returned 28 punts for 289 yards (10.3 avg)... In his junior season, started all 12 games, collecting a career-high 77 tackles to go along with 3.5 TFLs, 3 INTs 1 forced fumble and 1 fumble recovery... Returned 2 punts for 22 yards... As a sophomore, started all 12 games splitting time between safety and cornerback... Credited with 68 tackles, 2 INTs, 1 forced fumble and 4 fumble recoveries... Returned 41 kickoffs for 941 yards (23.0 avg) and 1 TD... Played in all 12 games as a freshman, making 8 starts... Collected 64 tackles and 2.0 TFLs... Also returned 14 kickoffs for 352 yards (25.1 avg)... Voted District MVP as a senior at Mandarin H.S.

CHICAGO BEARS PLAYERS

UNDRAFTED ROOKIE



39 ROBERT HUGHES

Ht: 5-11
Age: 22

Wt: 235
College: Notre Dame

Acquired: Undrafted free agent in 2011

**RUNNING
BACK**

Played in 47 career games (7 starts) for Notre Dame (2007-10)... Totaled 1,392 rushing yards on 321 career carries (4.3 avg) and 15 TDs... Added 43 receptions for 370 yards (8.6 avg)... Posted three 100-yard rushing games... Recipient of Nick Pietrosante Award as a senior, an award presented annually to the Notre Dame player who best exemplifies the courage, loyalty, teamwork, dedication and pride of the late Irish All-America fullback... Saw action in all 13 games for the Irish as a senior, making one start in the Sun Bowl... Carried the ball 68 times for 300 yards (4.4 avg) and 2 TDs... Added seven receptions for 67 yards... As a junior, participated in 11 games, making 2 starts... Gained 416 yards on 88 carries (4.7 avg) with team-best 5 rushing TDs... Also caught 19 passes for 193 yards... In 2008, played in 12 games (3 starts)... Carried the ball 112 times for 382 yards (3.4 avg.) and 4 TDs while catching 14 passes for 93 yards (6.6 avg)... Played in 11 games during freshman season, rushing for 294 yards on 53 carries with 4 TDs... Became the first Notre Dame freshman running back to eclipse 100 rushing yards in consecutive weeks since 1982... Caught three passes for 17 yards... Named first-team all-state by the Chicago Tribune after rushing for 1,780 yards and 22 touchdowns as a senior at Hubbard H.S.



25 RYAN JONES


Ht: 5-11
Age: 22

Wt: 195
College: NW Missouri St.

Acquired: Undrafted free agent in 2011

CORNERBACK

Appeared in 56 games at Northwest Missouri State (2006-10)... Credited with 199 tackles (132 solo), 7.5 TFLs, 53 PBUs, 1 forced fumble and 1 fumble recovery... Collected 14 INTs, which ranks fifth all-time in school history, returning two for TDs... Finished with a career-high 56 tackles his senior season including 6 TFLs... Ranked ninth in the nation with 6 INTs and fifth in PBUs (13)... Earned All-America honors the Associated Press... Named MIAA Defensive Player of the Year... Played in 14 games (13 starts) as a junior, finishing seventh on the team with 55 tackles... Tied for the team lead with 5 INTs and ranked seventh in the nation with 16 passes defended... First-team All-MIAA... As a sophomore, played in all 15 games with 2 starts... Finished with 35 tackles and tied for the team lead with 8 PBUs... Lone interception of the year ended the first drive of the national championship game... Played in 13 games as a freshman, starting the final 3... Led team with 3 blocked kicks and tied for the team lead with 2 INTs... Redshirted as a true freshman in 2006... Second-team all-state DB and first-team WR at Liberty H.S.



78 MIKE LAMPHEAR

Ht: 6-4
Age: 22

Wt: 295
College: Western Illinois

Acquired: Undrafted free agent in 2011

TACKLE

Appeared in 46-of-47 possible games at Western Illinois (2007-10), making 37 starts on the offensive line... Started all 13 games as the Leathernecks advanced to the second round of the FCS Playoffs... As a junior, started all 11 games for WIU... Started all 11 games at RT as a sophomore... Played in 11 games as a true freshman, making 2 starts... Played tackle, defensive end and outside linebacker at Hinsdale South H.S.

**1 SPENCER LANNING****Ht:** 5-11
Age: 23**Wt:** 200
College: South Carolina**Acquired:** Undrafted free agent in 2011**PUNTER**

Four-year letterwinner at South Carolina (2006-10) who handled the punting duties his final three seasons with the Gamecocks... During his career, punted 171 times for 7,292 yards (42.6 avg), landing 46 punts inside-the-20... Also connected on 34-of-44 FGs over the final two seasons at South Carolina, scoring 182 points (80-of-84 extra points)... As a senior, punted 54 times for 2,383 yards (44.1 avg), putting 18 punts inside-the-20... Also scored 102 points, converting 17-of-24 FGs and 51-of-54 PATs... Only played in the SEC to handle both punting and placekicking duties in 2009, averaging 41.9 yards per punt (69 punts for 2,890 yards) with 15 punts inside-the-20... Also connected on 17-of-20 FG attempts and 28-of-29 PATs for a team-high 79 points... Named a semifinalist for the Lou Groza Award... As a sophomore, punted 48 times for 2,019 yards (42.1 avg), including 13 punts inside-the-20... Played in 2 games as a freshman... Redshirted as a true freshman... Graduated from York (S.C.) H.S. where he was an all-state selection by the Associated Press and the Coaches' Association.

UNDRAFTED ROOKIE

**79 JAKE LAPTAD****Ht:** 6-4
Age: 23**Wt:** 260
College: Kansas**Acquired:** Undrafted free agent in 2011**DEFENSIVE
END**

Three-time all-Big 12 selection at Kansas (2007-10)... Played in 50 games (30 starts), tallying 145 tackles (85 solo) for the Jayhawks... Credited with 21.0 sacks, which ranks second on school all-time list and 33.5 TFLs, which ranks fifth... Added 2 fumble recoveries and 3 forced fumbles... Two-time KU defensive Player of the Year (2009-10)... Team captain as a senior and named Big 12 honorable mention... Started all 12 games, pacing linemen with 38 tackles... Led team with 8.5 TFLs, 4.5 sacks and 3 fumbles forced... As a junior, earned all-Big 12 honorable mention and voted Jayhawks' MVP on defense... Started 11 of 12 games... Led KU linemen with 49 tackles on the season and led the team with 12 TFLs and 6.5 sacks... Named KU's Most Improved Defensive Player as a sophomore en route to Big 12 honorable mention... Played in 13 games, including 7 starts, leading KU d-line with 38 tackles... Second on team with 8.5 TFLs and 7.0 sacks... Played in all 13 games as a true freshman, earning all-Big 12 freshman honors... Recorded 20 tackles, 4.5 TFLs and 3.0 sacks... All-state second team at Jenks H.S.

**58 ALEX LINNENKOHL****Ht:** 6-2
Age: 23**Wt:** 303
College: Oregon State**Acquired:** Undrafted free agent in 2011**CENTER**

Four-year letterwinner at Oregon State (2007-10)... Appeared in 40 games as a Beaver, starting 38 straight games at center to close his career... As a senior, was team co-captain and started all 12 games... Pac-10 second-team honoree... Candidate for the Rimington Trophy, given to the nation's top center... As a junior, started all 13 games... Pac-10 honorable mention... Started all 13 games as a sophomore... Played in 2 contests as a freshman... Prepped at Capital H.S. in Olympia where he was named to the Washington all-decade team... Awarded the Pac-10 Conference's Tom Hansen Medal for his efforts athletically, academically and through community service.

CHICAGO BEARS PLAYERS

UNDRAFTED ROOKIE



76 JORDAN MILLER

Ht: 6-2
Age: 23

Wt: 315
College: Southern

Acquired: Undrafted free agent in 2011

**DEFENSIVE
TACKLE**

Attended Southern (2008-10) where he played in 31 games on the defensive line... Finished his career with 90 tackles, 18.0 sacks, 30.0 TFLs... As a senior, played in 11 games, leading the team with 15.0 TFLs and 9.0 sacks... Credited with 32 tackles (20 solo)... In his junior season, ranked third on the team with 54 tackles while leading the team with 6.0 sacks and tying for the team lead in TFLs (12.0)... Also added 2 fumble recoveries and 1 forced fumble... As a sophomore, played in 9 games, recording 4 tackles, including 3.0 TFLs and 3.0 sacks... Lettered in football and basketball at Largo H.S.



60 DERON MINOR

Ht: 6-2
Age: 22

Wt: 235
College: McNeese St.

Acquired: Undrafted free agent in 2011


LINEBACKER

During his time at McNeese State (2006-10) tallied 343 tackles which ranks seventh all-time in school history... Credited with 5.0 sacks, 20.5 TFLs, 1 INT and 6 fumble recoveries in 49 career games... Totaled 12 double-digit tackle games... Set McNeese weight room record for linebackers with 680 pound squat... As a senior, led the team with 111 tackles... Gathered 1.5 sacks, 4.5 TFLs and 1 fumble recovery... In 2009, played in 3 games before suffering a season-ending injury (redshirt)... Still finished with 24 tackles and a fumble recovery... As a junior, started all 11 games and finished second on the team with 89 tackles... Notched 1.0 sack, 5.5 TFLs, 1 INT and 1 fumble recovery... Played in 12 games as a sophomore, tallying 69 tackles... Posted 16.5 TFLs and 1.0 sack... As a true freshman, credited with 50 tackles, 2.5 TFLs and 1.5 sacks while recovering 2 fumbles... Member of McNeese State baseball team in 2007, playing in 27 games... All-district and all-area in baseball and football at Ozen H.S.

PACESETTERS

Notable Bears First Three Season Tackle Totals

Player	1st Year-Tkls	2nd Year-Tkls	3rd Year-Tkls	3-Year Total
Brian Urlacher	2000-165	2001-148	2002-214	527
Lance Briggs	2003-81	2004-168	2005-170	419
Tony Parrish	1998-111	1999-124	2000-101	336
Doug Plank	1975-123	1976-132	1977-71	326
Mike Brown	2000-118	2001-86	2002-111	315
Mark Carrier	1990-122	1991-93	1992-89	304
Mike Singletary	1981-72	1982-71	1983-148	291
Gary Fencik	1976-15	1977-133	1978-130	278



18 DANE SANZENBACHER

Ht: 5-11
Age: 22

Wt: 180
College: Ohio State

Acquired: Undrafted free agent in 2011

**WIDE
RECEIVER**

Four-year letterwinner at Ohio State (2007-10), played in 49 career games with 28 career starts... Caught 124 passes for 1,879 yards and 19 TDs... Ranks 10th in school history in receiving yards and tied a OSU single-game record with 4 TD catches against Eastern Michigan... Posted four 100-yard receiving games... Also rushed 6 times for 22 yards and 1 TD... Voted team captain and 2010 team MVP as a senior, leading the Buckeyes and ranking second in the Big Ten with 11 TD receptions... First-team all-Big Ten, piling up 55 catches for 948 yards (17.2 avg)... Added 4 rushed for 14 yards and a TD... Played in all 13 games as a junior, catching 36 passes for 570 yards and 6 TDs... Rushed 2 times for 8 yards... In his sophomore season, caught 21 passes for 272 yards and 1 TD... Hauled in 12 receptions for 89 yards and 1 TD as a freshman.



85 ANDRE SMITH

Ht: 6-5
Age: 22

Wt: 267
College: Virginia Tech

Acquired: Undrafted free agent in 2011

TIGHT END

Played in 54 games (25 starts) during his career at Virginia Tech (2007-10)... Finished his career with 39 catches for 438 yards (11.2 avg) and 7 TDs... In 2010, posted career highs with 20 catches for 195 yards and 5 TDs while starting 12-of-14 games for the Hokies... The 5 TD catches were the most by a Virginia Tech tight end since 2005... Named honorable mention all-ACC selection... Blocked two punts on special teams... As a junior, played in 13 games making 6 starts... Collected 3 catches for 27 yards and 1 TD... As a sophomore, played in all 14 games (6 starts) and contributing 10 catches for 129 yards and 1 TD... Saw action in 13 games (1 start) as a freshman, catching 6 passes for 87 yards... Also tallied 6 defensive tackles (4 in 2007, 2 in 2008)... Redshirted his true freshman year of 2006... Played TE, DE and LB at Seneca Valley H.S. where he was named all-Atlantic region selection by PrepStar.



49 WINSTON VENABLE

Ht: 5-11
Age: 24

Wt: 210
College: Boise State

Acquired: Undrafted free agent in 2011

SAFETY

Spent two years at Glendale C.C. prior to transferring to Boise State (2009-10)... Two-time all-WAC honoree... Totaled 116 tackles (68 solo), 17.5 TFLs and 5.5 sacks in his two seasons with the Broncos... Played in 27 career games at Boise, making 26 starts... As a senior, played in all 13 games, starting 12 games en route to being named first-team all-WAC... Finished third on the team in sacks (5.5), tied for third in TFLs (9.5) and fourth in tackles with 53 (26 solo)... In his first season at Boise, credited with 63 tackles (42 solo) and 8.0 TFLs, starting all 14 games... Ranked third on the team in tackles and TFLs... Earned second-team all-WAC honors at linebacker... Spent two years at Glendale C.C. where he was named first-team All-America as a sophomore DB and all-Western State Football League as a punter... Posted 94 tackles in 2008 and 97 in 2007... Played at St. Thomas More Prep his junior and senior years of high school.



14 TREVOR VITTATOE

Ht: 6-2
Age: 23

Wt: 220
College: UTEP

Acquired: Undrafted free agent in 2011

QUARTERBACK

Set school records at UTEP (2006-10) in passing yards (12,439) and passing TDs (97) and ranks second in school annals with 14 300-yard passing games... Completed 914-of-1,641 passes to go along with 97 TDs and 42 INTs... Following his senior season, ranked 14th in passing yards and 15th in passing TDs on the all-time NCAA list... Started all 49 games he played in... Owns four of the top nine single-season passing yardage totals at UTEP... Only Miner QB to pass for 3,000 yards in three separate seasons... Four-time all-Conference USA honorable mention... In his senior season as team captain, completed 220-of-407 passes for 2,756 yards with 22 TDs and 13 INTs... Threw for three or more TDs on six occasions, including tying his career high with 5 TD tosses against NM State... As a junior, completed 224-of-409 passes for a career-high 3,308 yards with 17 TDs and 13 INTs... Ranked second in C-USA in passing yards per game (275.7), third in total offense (268.8) and sixth in passing efficiency (130.1) while ranking 10th in passing yards per game in the NCAA... Set a school record by throwing 33 TD passes as a sophomore, while completing 246-of-418 attempts for 3,274 yards and 9 INTs... Named UTEP's Offensive MVP for the 2008 season... As a freshman, completed 224-of-407 for 3,101 yards 25 TDs and 7 INTs... Named to Conference USA all-freshman team... Established UTEP freshman records for passing yards and passing TDs (25)... Ranked second nationally among NCAA Bowl Subdivision (FBS) freshmen in passing yardage behind Oklahoma's Sam Bradford (3,121)... Redshirted as a true freshman in 2006 and named UTEP's Offensive Scout Team MVP... Team Texas first team quarterback as a senior at Trinity High School.



37 ANTHONY WALTERS

Ht: 6-1
Age: 22

Wt: 207
College: Delaware

Acquired: Undrafted free agent in 2011

SAFETY

During his career at Delaware (2007-10), started all 50 games he appeared in, registering 258 tackles (189 solo)... Credited with 12 TFLs, 1.0 sack, 16 INTs, and 31 PBUs... Ranks second all-time in school annals in pass breakups and fourth in INTs... Two-time all-CAA honoree... Started 13 games in 2010 and helped lead Delaware to the Football Championship Division National title game... Registered 75 tackles (60 solo), 4 TFLs, 1.0 sack, 8 PBUs, 1 fumble recovery and 1 forced fumble... Collected a team-high 7 INTs, which ranked fourth in the NCAA... College Sporting News All-American, third-team AP All-American and fourth-team Phil Steele College Football All-American... As a junior in 2009, earned first team all-Colonial Athletic Association honors when he tallied 55 tackles, 10 PBUs and 1 INT... Posted 65 tackles in 11 starts while adding 4 INTs as a sophomore... Started all 15 games as a freshman collected 63 tackles, 6.5 TFLs, 9 PBUs and 4 INTs for team that advanced to the NCAA championship game... Attended Cardinal O'Hara H.S.



19 JIMMY YOUNG

Ht: 6-1
Age: 24

Wt: 208
College: TCU

Acquired: Undrafted free agent in 2011

**WIDE
RECEIVER**

Three-time all-WAC honorable mention played at Texas Christian (2006-10)... Finished his career second on TCU's all-time list in receiving yards (2,259), fifth in receptions (147) and tied for fifth in receptions (147)... As a senior, caught 32 passes for 486 yards and 4 TDs... Named honorable mention all-WAC... In his junior season, tied for second on TCU with 33 receptions for 517 yards... Also tied for second on the team with 3 receiving TDs en route to being an honorable mention all-WAC... Posted career highs with 59 receptions for 988 yards (16.7 avg) and 5 TDs... The 988 receiving yards still ranked second on the Horned Frogs' single-season list and he was the first Frog with 50 catches in a season since 2006... Set a TCU single-game record with 226 yards receiving against Wyoming... Four 100-yard receiving games on the year... As a freshman, tied for fifth on the Horned Frogs with 23 catches 325 yards... Redshirted as a true freshman... Starred at Ouachita Parish H.S.

UNDRAFTED ROOKIE

BEARS PRONUNCIATION GUIDE

Johan Asiata (YO-han AH-c-AH-ta)
Tressor Baptiste (Tress-er Bap-Teest)
Kahlil Bell (kaa-LEEL)
J.C. Brignone (brig-NO-nee)
Antareis Bryan (an-TAR-uhs)
Gabe Carimi (kuh-REE-me)
Chris Conte (CON-tee)
Dom DeCicco (dah-see-co)
Dan Dierking (DER-king)
Matt Forte (four-tay)
Vernon Gholston (GOAL-stun)
Robbie Gould (GOLD)
Israel Idonije (e-DON-e-jay)
Onrea Jones (ahn-RAY-uh)

Patrick Mannelly (MAN-uh-lee)
Amobi Okoye (uh-MOW-bee oh-KOY-yay)
Frank Omiyale (oh-mee-yell)
Stephen Paea (pie-uh)
Dane Sanzenbacher (sahn-zen-bock-ur)
Matt Spaeth (SPAYTH)
Will Ta'ufo'ou (tau-FOE-oh)
Matt Toeaina (toe-EE-nuh)
Brian Urlacher (err-LACK-er)
Trevor Vittatoe (Vit-uh-toe)
Caleb Hanie (KAY-lub HAY-nee)
COACHES
Bob Babich (BAB-itch)
Dave Toub (TOBE)

CHICAGO BEARS PLAYERS

FIRST YEAR PLAYERS** (7)

No	Name	Pos	Ht	Wt	Age*	Exp	College	Acq
62	Asiata, Johan	G	6-4	309	25	1	UNLV	UnFA-09
83	Fantuz, Andy	WR	6-1	215	27	1	Western Ontario	UFA-11 (CFL)
79	Horn, Levi	T	6-6	320	24	1	Montana	UnFA-10
59	Johnson, Chris	LB	6-2	235	24	1	South Dakota State	WFA-10 (ARZ)
17	Jones, Onrea	WR	6-0	202	27	1	Hampton	WFA-11 (ARZ)
44	Ta'ufo'ou, Will	FB	5-11	247	25	1	California	UnFA-09
96	Trahan, Patrick	LB	6-2	236	24	1	Mississippi	WFA-11 (TEN)

ROOKIES (32)

No	Name	Pos	Ht	Wt	Age*	Exp	College	Acq
84	Adams, Kris	WR	6-3	195	23	R	UTEP	UnFA-11
86	Adams, Kyle	TE	6-4	255	23	R	Purdue	UnFA-11
78	Addison, Mario	DE	6-3	252	23	R	Troy	UnFA-11
62	Antle, Tanner	LB	6-4	228	23	R	Tulsa	UnFA-11
64	Baptiste, Tressor	LB	6-0	230	22	R	Texas A&M-Kingsville	UnFA-11
64	Brignone, J.C.	C	6-1	304	23	R	Mississippi State	UnFA-11
32	Bryan, Antareis	CB	6-2	190	23	R	Baylor	UnFA-11
72	Carimi, Gabe	T	6-7	316	23	R	Wisconsin	D1-11
15	Cobb, Travis	WR	6-0	180	23	R	Arizona	UnFA-11
47	Conte, Chris	S	6-2	203	22	R	California	D3-11
76	Davis, Josh	T	6-6	300	23	R	Georgia	UnFA-11
58	DeCicco, Dom	LB	6-4	230	22	R	Pittsburgh	UnFA-11
38	Dierking, Dan	RB	5-10	195	23	R	Purdue	UnFA-11
10	Enderle, Nathan	QB	6-4	240	23	R	Idaho	D5-11
69	Henry, Ricky	G	6-4	310	24	R	Nebraska	UnFA-11
48	Holmes, Mike	CB	5-11	184	22	R	Syracuse	UnFA-11
39	Hughes, Robert	RB	5-11	235	22	R	Notre Dame	UnFA-11
25	Jones, Ryan	CB	5-11	195	22	R	NW Missouri St.	UnFA-11
78	Lamphear, Mike	T	6-4	295	22	R	Western Illinois	UnFA-11
1	Lanning, Spencer	P	5-11	200	23	R	South Carolina	UnFA-11
79	Laptad, Jake	DE	6-4	260	23	R	Kansas	UnFA-11
58	Linnenkohl, Alex	C	6-2	303	23	R	Oregon State	UnFA-11
76	Miller, Jordan	DT	6-2	315	23	R	Southern	UnFA-11
60	Minor, Deron	LB	6-2	235	22	R	McNeese St.	UnFA-11
92	Paea, Stephen	DT	6-1	300	23	R	Oregon State	D2-11
18	Sanzenbacher, Dane	WR	5-11	180	22	R	Ohio St.	UnFA-11
85	Smith, Andre	TE	6-5	267	22	R	Virginia Tech	UnFA-11
97	Thomas, J.T.	LB	6-1	236	22	R	West Virginia	D6-11
49	Venable, Winston	S	5-11	210	24	R	Boise St.	UnFA-11
14	Vittatoe, Trevor	QB	6-2	220	23	R	UTEP	UnFA-11
37	Walters, Anthony	S	6-1	207	22	R	Delaware	UnFA-11
19	Young, Jimmy	WR	6-1	208	24	R	TCU	UnFA-11

* Age listed is as of 8/3/11.

** First year designation is for players who have previously been in a professional football league in either training camp, regular season, or post-season; but were not on the active roster (or IR) for at least six games.



BEARS PLAYERS



No	Name	Pos	Ht	Wt	Age*	Exp	College	Acq
95	Adams, Anthony	DT	6-0	310	31	9	Penn State	UFA-07 (SF)
24	Barber, Marion	RB	5-11	218	28	7	Minnesota	WFA-11 (DAL)
32	Bell, Kahlil	RB	5-11	219	24	3	UCLA	WFA-09 (MIN)
80	Bennett, Earl	WR	6-0	206	24	4	Vanderbilt	D3a-08
35	Bowman, Zackary	CB	6-1	196	26	4	Nebraska	D5a-08
55	Briggs, Lance	LB	6-1	244	30	9	Arizona	D3-03
88	Clark, Desmond	TE	6-3	249	34	13	Wake Forest	UFA-03 (MIA)
6	Cutler, Jay	QB	6-3	220	28	6	Vanderbilt	TR-09 (DEN)
87	Davis, Kellen	TE	6-7	267	25	4	Michigan State	D5b-08
22	Forté, Matt	RB	6-2	218	25	4	Tulane	D2-08
63	Garza, Roberto	G/C	6-2	310	32	11	Texas A&M-Kingsville	UFA-05 (ATL)
94	Gholston, Vernon	DL	6-3	262	25	4	Ohio St.	WFA-11 (NYJ)
9	Gould, Robbie	K	6-0	185	29	7	Penn State	WFA-05 (BAL)
21	Graham, Corey	CB	6-0	196	26	5	New Hampshire	D5b-07
16	Gutierrez, Matt	QB	6-4	230	27	4	Idaho State	WFA-10 (KC)
12	Hanie, Caleb	QB	6-2	222	25	4	Colorado State	UnFA-08
46	Harris, Chris	S	6-0	211	28	7	Louisiana-Monroe	TR-10 (CAR)
99	Harrison, Marcus	DT	6-3	316	27	4	Arkansas	D3b-08
23	Hester, Devin	WR	5-11	190	28	6	Miami (FL)	D2b-06
81	Hurd, Sam	WR	6-3	200	26	6	Northern Illinois	UFA-11 (DAL)
71	Idonije, Israel	DL	6-6	275	30	8	Manitoba	WFA-03 (CLE)
52	Iwuh, Brian	LB	6-0	239	27	6	Colorado	WFA-10 (JAX)
26	Jennings, Tim	CB	5-8	185	27	6	Georgia	UFA-10 (IND)
13	Knox, Johnny	WR	6-0	185	24	3	Abilene Christian	D5a-09
60	Louis, Lance	G	6-3	320	26	3	San Diego State	D7a-09
65	Mannelly, Patrick	LS	6-5	265	36	14	Duke	D6b-98
69	Melton, Henry	DE	6-3	295	24	3	Texas	D4a-09
30	Moore, D.J.	CB	5-9	180	24	3	Vanderbilt	D4b-09
31	Moore, Joshua	CB	5-11	183	22	2	Kansas State	D5-10
91	Okoye, Amobi	DT	6-2	292	24	5	Louisville	WFA-11 (HOU)
68	Omiyale, Frank	T/G	6-4	315	28	7	Tennessee Tech	UFA-09 (CAR)
90	Peppers, Julius	DE	6-7	287	31	10	North Carolina	UFA-10 (CAR)
8	Podlesh, Adam	P	5-11	200	27	5	Maryland	UFA-11 (JAX)
70	Reed, Nick	DE	6-1	248	23	2	Oregon	WC-10 (WAS)
53	Roach, Nick	LB	6-1	234	26	5	Northwestern	PS-07 (SD)
89	Spaeth, Matt	TE	6-7	260	26	5	Minnesota	UFA-11 (PIT)
67	Spencer, Chris	C	6-3	309	29	7	Mississippi	UFA-11 (SEA)
20	Steltz, Craig	S	6-1	210	25	4	LSU	D4-08
29	Taylor, Chester	RB	5-11	208	31	10	Toledo	UFA-10 (MIN)
33	Tillman, Charles	CB	6-2	198	30	9	Louisiana-Lafayette	D2-03
75	Toeaina, Matt	DT	6-2	308	26	4	Oregon	PS-07 (CIN)
93	Tyler, Tank	DT	6-2	325	26	4	NC State	WFA-11 (CAR)
45	Unga, Harvey	RB	6-0	237	24	2	Brigham Young	SuppD7-10
54	Urlacher, Brian	LB	6-4	258	33	12	New Mexico	D1-00
73	Webb, J'Marcus	T	6-7	333	22	2	West Texas A&M	D7-10
74	Williams, Chris	T	6-6	320	25	4	Vanderbilt	D1-08
43	Williams, Eddie	FB	6-1	242	23	2	Idaho	WFA-10 (WAS)
70	Williams, Edwin	G/C	6-3	315	24	2	Maryland	WFA-11 (SEA)
11	Williams, Roy	WR	6-3	215	29	8	Texas	WFA-11 (DAL)
98	Wootton, Corey	DE	6-6	270	24	2	Northwestern	D4-10
27	Wright, Major	S	5-11	204	23	2	Florida	D3-10

HOW THEY GOT TO THE NFL**FIRST ROUND (9)**

Julius Peppers (2), 2002 [CAR]
 Vernon Gholston (6), 2008 [NYJ]
 Roy Williams (7), 2004 [DET]
 Brian Urlacher (9), 2000
 Amobi Okoye (10), 2007 [HOU]
 Jay Cutler (11), 2006 [DEN]
 Chris Williams (14), 2008
 Chris Spencer (26), 2005 [SEA]
 Gabe Carimi (29), 2011

SECOND ROUND (6)

Charles Tillman (35), 2003
 Matt Forté (44), 2008
 Stephen Paea (53), 2011
 Anthony Adams (57), 2003 [SF]
 Devin Hester (57), 2006
 Tim Jennings (62), 2006 [IND]

THIRD ROUND (7)

Lance Briggs (68), 2003
 Earl Bennett (70), 2008
 Major Wright (75), 2010
 Matt Spaeth (77), 2007 [PIT]
 Tank Tyler (82), 2007 [KC]
 Marcus Harrison (90), 2008
 Chris Conte (93), 2011

FOURTH ROUND (7)

Roberto Garza (99), 2001 [ATL]
 Adam Podlesh (101), 2007 [JAX]
 Henry Melton (105), 2009
 Marion Barber (109), 2005
 Corey Wotton (109), 2010
 D.J. Moore (119), 2009
 Craig Steltz (120), 2008

FIFTH ROUND (7)

Johnny Knox (140), 2009
 Joshua Moore (141), 2010
 Zackary Bowman (142), 2008
 Kellen Davis (158), 2008
 Nathan Enderle (160), 2011
 Frank Omiyale (163), 2005 [ATL]
 Corey Graham (168), 2007

SIXTH ROUND (6)

Desmond Clark (179), 1999 [DEN]
 Chris Harris (181), 2005
 Matt Toeaina (187), 2007 [CIN]
 Pat Mannelly (189), 1998
 J.T. Thomas (195), 2011
 Chester Taylor (207), 2002 [BAL]

SEVENTH ROUND (4)

J'Marcus Webb (218), 2010
 Eddie Williams (221), 2009 [WAS]
 Lance Louis (246), 2009
 Nick Reed (247), 2009 [SEA]

SUPPLEMENTAL DRAFT (1)

Harvey Unga (Round 7), 2010

UNDRAFTED F.A. (43)

Kris Adams, 2011
 Kyle Adams, 2011
 Mario Addison, 2011
 Tanner Antle, 2011
 Tressor Baptiste, 2011
 JC Brignone, 2011
 Antareis Bryan, 2011
 Travis Cobb, 2011
 Josh Davis, 2011
 Dom DeCicco, 2011
 Dan Dierking, 2011
 Ricky Henry, 2011
 Mike Holmes, 2011
 Robert Hughes, 2011
 Ryan Jones, 2011
 Mike Lamphear, 2011
 Spencer Lanning, 2011
 Jake Laptad, 2011
 Alex Linnenkohl, 2011
 Jordan Miller, 2011
 Deron Minor, 2011
 Dane Sanzenbacher, 2011
 Andre Smith, 2011
 Winston Venable, 2011
 Trevor Vittatoe, 2011
 Anthony Walters, 2011
 Jimmy Young, 2011
 Levi Horn, 2010
 Chris Johnson, 2010 [ARZ]
 Patrick Trahan, 2010 [TEN]
 Johan Asiatu, 2009
 Kahlil Bell, 2009 [MIN]
 Will Ta'ufu'ou, 2009
 Edwin Williams, 2009 [WAS]
 Caleb Hanie, 2008
 Matt Gutierrez, 2007 [NE]
 Onrea Jones, 2007 [HOU]
 Nick Roach, 2007 [SD]
 Sam Hurd, 2006 [DAL]
 Brian Iwuh, 2006 [JAX]
 Robbie Gould, 2005 [INE]
 Israel Idonije, 2003 [CLE]

UNRESTRICTED F.A. (1)
 Andy Fantuz, 2011 [CFL]

HOW THEY GOT TO CHICAGO**FIRST ROUND (3)**

Brian Urlacher (9), 2000
 Chris Williams (14), 2008
 Gabe Carimi (29), 2011

SECOND ROUND (4)

Charles Tillman (35), 2003
 Matt Forté (44), 2008
 Stephen Paea (53), 2011
 Devin Hester (57), 2006

THIRD ROUND (5)

Lance Briggs (68), 2003
 Earl Bennett (70), 2008
 Major Wright (75), 2010
 Marcus Harrison (90), 2008
 Chris Conte (93), 2011

FOURTH ROUND (4)

Henry Melton (105), 2009
 Corey Wotton (109), 2010
 D.J. Moore (119), 2009
 Craig Steltz (120), 2008

FIFTH ROUND (6)

Johnny Knox (140), 2009
 Joshua Moore (141), 2010
 Zackary Bowman (142), 2008
 Kellen Davis (158), 2008
 Nathan Enderle (160), 2011
 Corey Graham (168), 2007

SIXTH ROUND (2)

Pat Mannelly (189), 1998
 J.T. Thomas (195), 2011

SEVENTH ROUND (2)

J'Marcus Webb (218), 2010
 Lance Louis (246), 2009

SUPPLEMENTAL DRAFT (1)

Harvey Unga (Round 7), 2010

UNDRAFTED F.A. (32)

Kris Adams, 2011
 Kyle Adams, 2011
 Mario Addison, 2011
 Tanner Antle, 2011
 Tressor Baptiste, 2011
 JC Brignone, 2011
 Antareis Bryan, 2011
 Travis Cobb, 2011
 Josh Davis, 2011
 Dom DeCicco, 2011
 Dan Dierking, 2011
 Ricky Henry, 2011
 Mike Holmes, 2011
 Robert Hughes, 2011
 Ryan Jones, 2011

Mike Lamphear, 2011
 Spencer Lanning, 2011
 Jake Laptad, 2011
 Alex Linnenkohl, 2011
 Jordan Miller, 2011
 Deron Minor, 2011
 Dane Sanzenbacher, 2011
 Andre Smith, 2011
 Winston Venable, 2011
 Trevor Vittatoe, 2011
 Anthony Walters, 2011
 Jimmy Young, 2011
 Levi Horn, 2010
 Johan Asiatu, 2009
 Will Ta'ufu'ou, 2009
 Caleb Hanie, 2008

UNRESTRICTED F.A. (11)

Andy Fantuz, 2011 [CFL]
 Sam Hurd, 2011 [DAL]
 Adam Podlesh, 2011 [JAX]
 Matt Spaeth, 2011 [PIT]
 Chris Spencer, 2011 [SEA]
 Tim Jennings, 2010 [IND]
 Julius Peppers, 2010 [CAR]
 Chester Taylor, 2010 [MIN]
 Frank Omiyale, 2009 [CAR]
 Anthony Adams, 2007 [SF]
 Roberto Garza, 2005 [ATL]
 Desmond Clark, 2003 [MIA]

WAIVED F.A. (15)

Marion Barber, 2011 [DAL]
 Vernon Gholston, 2011 [NYJ]
 Onrea Jones, 2011 [ARZ]
 Amobi Okoye, 2011 [HOU]
 Nick Reed, 2011 [SEA]
 Patrick Trahan, 2011 [TEN]
 Tank Tyler, 2011 [CAR]
 Roy Williams, 2011 [DAL]
 Matt Gutierrez, 2010 [KC]
 Brian Iwuh, 2010 [JAX]
 Chris Johnson, 2010 [ARZ]
 Eddie Williams, 2010 [WAS]
 Kahlil Bell, 2009 [MIN]
 Robbie Gould, 2005 [BAL]
 Israel Idonije, 2003 [CLE]

TRADE (2)

Chris Harris, 2010 [CAR]
 Jay Cutler, 2009 [DEN]

PRACTICE SQUAD F.A. (2)

Nick Roach, 2007 [SD]
 Matt Toeaina, 2007 [CIN]

WAIVER CLAIM (1)

Edwin Williams, 2010 [WAS]



2010 CHICAGO BEARS YEAR-IN-REVIEW

CHICAGO BEARS 2010 FINAL STATISTICS

WON 11, LOST 5

09/12	DETROIT	W	19-14	62,080
09/19	at Dallas	W	27-20	85,168
09/27	GREEN BAY	W	20-17	62,179
10/03	at N.Y. Giants	L	3-17	77,716
10/10	at Carolina	W	23-6	73,464
10/17	SEATTLE	L	20-23	62,137
10/24	WASHINGTON	L	14-17	62,155
11/07	at Buffalo*	W	22-19	50,746
11/14	MINNESOTA	W	27-13	62,206
11/18	at Miami	W	16-0	68,752
11/28	PHILADELPHIA	W	31-26	62,147
12/05	at Detroit	W	24-20	58,119
12/12	NEW ENGLAND	L	7-36	62,347
12/20	at Minnesota	W	40-14	40,504
12/26	N.Y. JETS	W	38-34	62,310
01/02	at Green Bay	L	3-10	70,833

* at Toronto

	Bears	Opp
Total First Downs	263	282
Rushing	76	88
Passing	163	183
Penalty	24	11
3rd Down: Made/Att	64/195	75/216
3rd Down Pct.	32.8	34.7
4th Down: Made/Att	2/7	6/13
4th Down Pct.	28.6	46.2
Possession Avg.	29:31	30:29
Total Net Yards	4631	5029
Avg. Per Game	289.4	314.3
Total Plays	936	1002
Avg. Per Play	4.9	5.0
Net Yards Rushing	1616	1441
Avg. Per Game	101.0	90.1
Total Rushes	414	386
Net Yards Passing	3015	3588
Avg. Per Game	188.4	224.3
Sacked/Yards Lost	56/382	34/232
Gross Yards	3397	3820
Attempts/Completions	466/276	582/363
Completion Pct.	59.2	62.4
Had Intercepted	21	21
Punts/Average	83/40.1	88/40.6
Net Punting Avg.	35.2	32.6
Penalties/Yards	91/768	93/790
Fumbles/Ball Lost	19/10	37/14
Touchdowns	37	32
Rushing	10	14
Passing	23	14
Returns	4	4

SCORE BY PERIOD	1	2	3	4	OT	Tot
BEARS	88	95	84	67	0	334
Opponents	68	111	54	53	0	286

SCORING	TDs: Ru-Pa-Rt	K-PAT	FG	S	Pts
Gould	0 0 0 0	35/35	25/30	0	110
Forté	9 6 3 0			0	56
Hester	7 0 4 3			0	42
Olsen	5 0 5 0			0	30
Knox	5 0 5 0			0	30
Bennett	3 0 3 0			0	18
Taylor	3 3 0 0			0	18
Manumaleuna	1 0 1 0			0	6
R. Davis	1 0 1 0			0	6
Cutler	1 1 0 0			0	6
K. Davis	1 0 1 0			0	6
Moore	1 0 0 1			0	6
BEARS	37 10 23 4	35/35	25/30	1	334
Opponents	32 14 14 4	29/31	21/27	0	286

2-Pt. Conversions: Forté, BEARS: 1/2,
Opponents: 0/1

RUSHING	No	Yds	Avg	Lg	TD
Matt Forté	237	1069	4.5	68t	6
Chester Taylor	112	267	2.4	24	3
Jay Cutler	50	232	4.6	25	1
Devin Hester	7	30	4.3	11	0
Earl Bennett	2	9	4.5	5	0
Garrett Wolfe	4	8	2.0	7	0
Johnny Knox	1	2	2.0	2	0
Caleb Hanie	1	-1	-1.0	-1	0
BEARS	414	1616	3.9	68t	10
Opponents	386	1441	3.7	45	14

RECEIVING	No	Yds	Avg	Lg	TD
Johnny Knox	51	960	18.8	67t	5
Matt Forté	51	547	10.7	89t	3
Earl Bennett	46	561	12.2	48	3
Greg Olsen	41	404	9.9	39t	5
Devin Hester	40	475	11.9	39	4
Chester Taylor	20	139	7.0	18	0
Devin Aromashodu	10	149	14.9	34	0
Rashied Davis	9	84	9.3	21	1
B. Manumaleuna	5	43	8.6	16	1
Kellen Davis	1	19	19.0	19t	1
Desmond Clark	1	12	12.0	12	0
Chris Williams	1	4	4.0	4	0
BEARS	276	3397	12.3	89t	23
Opponents	363	3820	10.5	59t	14



INTERCEPTIONS	No	Yds	Avg	Lg	TD
Charles Tillman	5	127	25.4	56	0
Chris Harris	5	69	13.8	39	0
D.J. Moore	4	95	23.8	54t	1
Lance Briggs	2	1	0.5	1	0
Julius Peppers	2	1	0.5	1	0
Tim Jennings	1	39	39.0	39	0
Danial Manning	1	0	0.0	0	0
Brian Urlacher	1	0	0.0	0	0
BEARS	21	332	15.8	56	1
Opponents	21	247	11.8	92t	2

KICK RETURNS	No	Yds	Avg	Lg	TD
Danial Manning	33	816	24.7	62	0
Devin Hester	12	427	35.6	79	0
Johnny Knox	8	182	22.8	42	0
Rashied Davis	5	70	14.0	32	0
Kellen Davis	1	2	2.0	2	0
BEARS	59	1497	25.4	79	0
Opponents	59	1404	23.8	60	0

Sacks: Idonije 8.0, Peppers 8.0, Urlacher 4.0, Melton 2.5, Adams 2.0, Toeaina 2.0, Briggs 2.0, Harris 1.5, Wootton 1.0, Moore 1.0, Tinoisamoa 1.0, Iwuh 1.0.

BEARS: 34.0, Opponents: 56.0

PUNTING	No	Yds	Avg	Net	TB	In20	Lg	B
B. Maynard	83	3326	40.1	35.2	5	24	56	0
BEARS	83	3326	40.1	35.2	5	24	56	0
Opponents	88	3569	40.6	32.6	7	30	58	0

PUNT RETURNS	Ret	FC	Yds	Avg	Lg	TD
Devin Hester	33	10	564	17.1	89t	3
BEARS	33	10	564	17.1	89t	3
Opponents	39	10	303	7.8	62t	1

FIELD GOALS	1-19	20-29	30-39	40-49	50+
Robbie Gould	1/1	9/9	8/9	4/7	3/4
BEARS	1/1	9/9	8/9	4/7	3/4
Opponents	0/0	9/9	7/11	3/4	2/3

Gould: (20G,31G)(38G,40G)(49N,25G,19G)(40G)(28G,53G,43G)(34G,24G,54B)() (42N)(43N,34G,37G)(47G,24G,50G)(23G)(54G)() (29G,23G,34G,20G)(37G,35N)(30G)
Opponents: () (28G,44N,48G)(38G,37B)(22G,38N)(24G,51N,53G)() (46G,37N)() (36G,39N,33G)() (45G,36G,22G,36G)(50G,25G)(30G,25G,29G)() (26G,34G)(23G)

Fumbles Lost: J. Cutler 6, M.Forté 2, J.Knox 1, G. Olsen 1; Total: 10

Opponent Fumble Recoveries: B. Urlacher 3, C. Tillman 2, T. Harris 2, C. Harris 2, T. Jennings 1, M. Toeaina 1, Z. Bowman 1, H. Melton 1, L. Briggs 1; Total: 14

PASSING	Att	Cmp	Yds	Cmp%	Yd/Att	TD	TD%	Int	Int%	Lg	Sack/Lost	Rating
Jay Cutler	432	261	3274	60.4	7.6	23	5.3	16	3.7	89t	52/352	86.3
Todd Collins	27	10	68	37.0	2.5	0	0.0	5	18.5	19	2/15	5.9
Caleb Hanie	7	5	55	71.4	7.9	0	0.0	0	0.0	26	2/15	94.3
BEARS	466	276	3397	59.2	7.3	23	4.9	21	4.5	89t	56/382	79.5
Opponents	582	363	3820	62.4	6.6	14	2.4	21	3.6	59t	34/232	74.4

GOULD STANDARD

Bears K **Robbie Gould** finished the 2010 season 25 of 30 on field goal attempts (83.3 percent). Gould will enter 2011 as the fifth-most accurate kicker in NFL history, connecting on 159 of 186 career field goal attempts (85.5 percent). The NFL recognizes career field goal accuracy based on 100 field goals made.

Gould owns the four best single-season field goal percentages in team annals and his 83.3 field goal percentage in 2010 ranks seventh (2008, 26-of-29, 89.1; 2006, 32-of-36, 88.9; 2007, 31-of-36, 86.1; 2009, 24-of-28, 85.7).

CAREER FIELD GOAL ACCURACY (Minimum 100 FG Made)

Player	Team(s)	FG/M	Pct.	Lg
1. Nate Kaeding*	SD	173/200	86.5	57
2. Mike Vanderjagt	IND-DAL	230/266	86.5	54
3. Shayne Graham*	BUF-CAR-CIN-NYG-NE	208/242	86.0	53
4. Rob Bironas*	TEN	160/187	85.6	60
5. Robbie Gould*	CHI	159/186	85.5	54

* Active

CHICAGO BEARS 2010 FINAL STATISTICS

Defense	TT	ST	AT	TFL	QH	S	-	YL	INT	-	YR	PBU	FF	FR	-	YR
Brian Urlacher	146	90	56	11	5	4.0	-	20.5	1	-	0	13	2	3	-	0
Lance Briggs	121	75	46	7	1	2.0	-	10.0	2	-	1	7	2	1	-	0
Charles Tillman	101	66	35	2	-	-	-	-	5	-	127	11	3	2	-	-8
Chris Harris	96	57	39	-	1	-	-	-	5	-	69	2	-	2	-	0
Daniele Manning	85	55	30	-	1	-	-	-	1	-	0	5	-	-	-	-
Tim Jennings	66	41	25	2	-	-	-	-	1	-	39	9	1	1	-	0
Pisa Tinoisamoa	51	22	29	4	3	1.0	-	9	-	-	-	1	1	-	-	-
Julius Peppers	50	33	17	6	23	8.0	-	54	2	-	1	7	3	-	-	-
Israel Idonije	46	25	21	4	9	8.0	-	66.5	-	-	-	5	3	-	-	-
D.J. Moore	44	29	15	3	-	1.0	-	9	4	-	95	3	1	-	-	-
Anthony Adams	36	17	19	4	3	2.0	-	17	-	-	-	1	2	-	-	-
Zackary Bowman	35	24	11	-	-	-	-	-	-	-	-	-	1	1	-	0
Matt Toeaina	33	20	13	-	7	2.0	-	15	-	-	-	2	-	1	-	0
Major Wright	31	17	14	-	1	-	-	-	-	-	-	-	-	-	-	-
Tommie Harris	18	7	11	2	4	1.5	-	4.5	-	-	-	1	-	2	-	9
Henry Melton	17	9	8	-	9	2.5	-	6.5	-	-	-	1	1	1	-	0
Brian Iwuh	16	12	4	2	-	1	-	8	-	-	-	-	2	-	-	-
Nick Roach	11	4	7	-	1	-	-	-	-	-	-	1	1	-	-	-
Rod Wilson	8	5	3	-	-	-	-	-	-	-	-	-	-	-	-	-
Corey Wootton	6	4	2	-	1	1	-	12	-	-	-	-	-	-	-	-
Mark Anderson	5	5	0	1	6	-	-	-	-	-	-	-	-	-	-	-
Josh Bullocks	4	3	1	1	-	-	-	-	-	-	-	-	-	-	-	-
Barry Turner	1	1	0	-	-	-	-	-	-	-	-	-	-	-	-	-
Marcus Harrison	1	0	1	-	1	-	-	-	-	-	-	1	-	-	-	-
Team Totals	1028	621	407	49	76	34.0	-	232	21	-	332	70	23	14	-	1

KEY: TT=Total Tackles; ST=Solo Tackles; AT=Assisted Tackles; TFL=Tackles for Loss; QH=QB Hits; S-YL=Sacks-Yards Lost; INT-YR=Interceptions-Yards Returned; PBU=Pass Break-Ups; FF=Forced Fumbles; FR-YR=Fumbles Recovered-Yards Returned.

Special Teams	TT	ST	AT	BK	FF	FR
Graham	25	25	0	-	-	-
Wolfe	18	12	6	-	-	-
Iwuh	18	10	8	-	-	-
R. Davis	16	8	8	-	-	-
Wilson	11	6	5	-	-	-
Bullocks	10	7	3	-	-	-
K. Davis	7	3	4	-	-	-
Melton	6	5	1	-	-	-
Bowman	6	5	1	-	-	-
Roach	6	3	3	-	-	-
Wright	6	3	3	-	-	-
Steltz	5	3	2	-	-	-
Mannelly	4	1	3	-	-	-
Tinoisamoa	4	1	3	-	-	-
Gould	3	2	1	-	-	-
Jennings	2	2	0	-	-	-
J. Moore	1	1	0	-	-	-
Maynard	1	1	0	-	-	-
Clark	1	1	0	-	-	-
Aromashodu	1	0	1	-	-	-
Peppers	0	0	0	1	-	-
Idonije	0	0	0	1	-	-
Team Totals	151	99	52	2	0	0

QUARTERBACKS SACKS (34.0)

Peppers (8.0): vs. DET: at NYG: 3 at MIA: vs. PHI: at DET: vs. NE
Idonije (8.0): at NYG: 2.5 at CAR: vs. WAS: 0.5 at BUF: at MIA: vs. PHI: at MIN
Urlacher (4.0): vs. DET: 0.5 at CAR: at MIA: vs. NE: 0.5 at GB
Melton (2.5): vs. MIN: at MIA: 0.5 at GB
Adams (2.0): vs. PHI: vs. NE
Briggs (2.0): at CAR: at MIN
Toeaina (2.0): vs. PHI: at MIN
T. Harris (1.5): 0.5 at BUF: at GB
Iwuh (1.0): vs. WAS
Tinoisamoa (1.0): at CAR
D. Moore (1.0): at DET
Wootton (1.0): at MIN

OPPONENT FUMBLE RECOVERIES (14)

Urlacher (3): at DAL: at NYG: at BUF
T. Harris (2): vs. DET: vs. MIN
C. Harris (2): at NYG: vs. NYJ
Tillman (2): vs. WAS: at GB
Briggs (1): vs. DET
Bowman (1): at NYG
Jennings (1): vs. GB
Melton (1): at MIN
Toeaina (1): at MIN

INTERCEPTIONS (21)

C. Harris (5): at BUF: vs. MIN: vs. PHI: at MIN: vs. NYJ
Tillman (5): vs. DET: at CAR: at MIA: at MIN
D. Moore (4): 2 at DAL: vs. WAS (TD): vs. MIN
Briggs (2): vs. GB: vs. MIN
Peppers (2): at CAR: at MIN
Jennings (1): vs. GB
Manning (1): vs. WAS
Urlacher (1): at CAR

DEFENSIVE/SPECIAL TEAMS SCORES (4)

Hester (3): 62-yd punt return vs. GB; 89-yd punt return vs. SEA: 64-yd punt return at MIN
D. Moore (1): 54-yd INT return vs. WAS



2010 FINAL STATISTICS



Regular Season		DET	@DAL	GB	@NYG	@CAR	SEA	WAS	@BUF	MIN	@MIA	PHI	@DET	NE	@MIN	NYJ	@GB
GP-GS-DNP-INA		9/12	9/19	9/27	10/3	10/10	10/17	10/24	11/7	11/14	11/18	11/28	12/5	12/12	12/20	12/26	1/2
95 Adams, Anthony	16-16-0-0	NT	NT	NT	NT	NT	NT	NT	NT	NT	NT	NT	NT	NT	NT	NT	NT
19 Aramoshodu, D.	14-2-1-1	WR	sub	x	dnp	sub	sub	WR	sub	sub	sub	sub	sub	sub	sub	sub	sub
32 Bell, Kahill	0-0-0-16	x	x	x	x	x	x	x	x	x	x	x	x	x	x	x	x
80 Bennett, Earl	14-3-0-2	x	sub	WR	sub	sub	sub	WR	sub	sub	sub	sub	WR	sub	sub	sub	x
35 Bowman, Zack	13-3-0-3	LCB	LCB	LCB	sub	sub	sub	x	x	x	sub	sub	sub	sub	sub	sub	sub
55 Briggs, Lance	15-15-0-1	WLB	WLB	WLB	WLB	WLB	x	WLB	WLB	WLB	WLB	WLB	WLB	WLB	WLB	WLB	WLB
36 Bullocks, Josh	16-0-0-0	sub	sub	sub	sub	sub	sub	sub	sub	sub	sub	sub	sub	sub	sub	sub	sub
88 Clark, Desmond	5-0-0-11	sub	sub	sub	x	x	sub	x	x	x	x	x	x	x	x	x	sub
10 Collins, Todd	2-1-12-2	dnp	dnp	dnp	sub	QB	3qb	3qb	dnp	dnp	dnp	dnp	dnp	dnp	dnp	dnp	dnp
6 Culler, Jay	15-15-0-1	QB	QB	QB	QB	x	QB	QB	QB	QB	QB	QB	QB	QB	QB	QB	QB
87 Davis, Kellen	16-3-0-0	sub	sub	sub	sub	TE	sub	sub	TE	sub	sub	TE	sub	sub	sub	sub	sub
81 Davis, Rashied	16-0-0-0	sub	sub	sub	sub	sub	sub	sub	sub	sub	sub	sub	sub	sub	sub	sub	sub
22 Forté, Matt	16-16-0-0	RB	RB	RB	RB	RB	RB	RB	RB	RB	RB	RB	RB	RB	RB	RB	RB
63 Garza, Roberto	14-14-0-2	LG	LG	LG	LG	LG	x	x	RG	RG	RG	RG	RG	RG	RG	RG	RG
9 Gould, Robbie	16-0-0-0	sub	sub	sub	sub	sub	sub	sub	sub	sub	sub	sub	sub	sub	sub	sub	sub
21 Graham, Corey	16-0-0-0	sub	sub	sub	sub	sub	sub	sub	sub	sub	sub	sub	sub	sub	sub	sub	sub
12 Hanie, Caleb	2-0-2-12	3qb	3qb	3qb	3qb/sub	sub	dnp	dnp	3qb	3qb	3qb	3qb	3qb	3qb	3qb	3qb	3qb
46 Harris, Chris	16-16-0-0	FS	FS	FS	FS	FS	FS	FS	FS	FS	FS	FS	FS	FS	FS	FS	FS
91 Harris, Tommie	15-6-0-1	DT	DT	x	sub	sub	sub	sub	sub	sub	sub	sub	sub	sub	DT	DT	DT
99 Harrison, Marcus	5-0-0-11	x	x	sub	x	x	x	x	x	sub	sub	sub	sub	x	x	x	x
23 Hester, Devin	16-13-0-0	WR	WR	WR	WR	WR	WR	sub	sub	WR	WR	WR	sub	WR	WR	WR	WR
92 Hillenmeyer, H.	1-0-0-0	Placed on Injured Reserve September 14															
71 Idonije, Israel	16-15-0-0	sub	LE	LE	LE	LE	LE	LE	LE	LE	LE	LE	LE	LE	LE	LE	LE
52 Iwuh, Brian	16-1-0-0	sub	sub	sub	sub	sub	WLB	sub	sub	sub	sub	sub	sub	sub	sub	sub	sub
26 Jennings, Tim	16-13-0-0	sub	sub	sub	LCB	LCB	LCB	LCB	LCB	LCB	LCB	LCB	LCB	LCB	LCB	LCB	LCB
67 Johnson, Herman	0-0-0-4	nwt	nwt	nwt	nwt	nwt	nwt	nwt	nwt	nwt	nwt	nwt	nwt	x	x	x	x
13 Knox, Johnny	16-16-0-0	WR	WR	WR	WR	WR	WR	WR	WR	WR	WR	WR	WR	WR	WR	WR	WR
57 Kreutz, Olin	16-16-0-0	C	C	C	C	C	C	C	C	C	C	C	C	C	C	C	C
60 Louis, Lance	16-4-0-0	RG	RG	RG	RG	sub	sub	sub	sub	sub	sub	sub	sub	sub	sub	sub	sub
65 Mannelly, Patrick	16-0-0-0	sub	sub	sub	sub	sub	sub	sub	sub	sub	sub	sub	sub	sub	sub	sub	sub
38 Manning, D.	16-16-0-0	SS	SS	SS	SS	SS	SS	SS	SS	SS	SS	SS	SS	SS	SS	SS	SS
86 Manumaleuna, B.	16-13-0-0	sub	FB	sub	FB	FB	FB	sub	FB	FB	FB	FB	FB	FB	FB	FB	FB
4 Maynard, Brad	16-0-0-0	sub	sub	sub	sub	sub	sub	sub	sub	sub	sub	sub	sub	sub	sub	sub	sub
69 Melton, Henry	16-0-0-0	sub	sub	sub	sub	sub	sub	sub	sub	sub	sub	sub	sub	sub	sub	sub	sub
30 Moore, D.J.	16-0-0-0	sub	sub	sub	sub	sub	sub	sub	sub	sub	sub	sub	sub	sub	sub	sub	sub
31 Moore, Joshua	3-0-0-13	x	x	x	x	x	x	sub	sub	sub	x	x	x	x	x	x	x
82 Olsen, Greg	16-13-0-0	TE	TE	sub	TE	sub	TE	TE	TE	TE	TE	sub	TE	TE	TE	TE	TE
68 Omiyale, Frank	16-16-0-0	RT	RT	LT	LT	LT	LT	LT	LT	LT	LT	LT	LT	LT	LT	LT	LT
90 Peppers, Julius	16-16-0-0	RE	RE	RE	RE	RE	RE	RE	RE	RE	RE	RE	RE	RE	RE	RE	RE
53 Roach, Nick	15-6-0-1	sub	x	sub	sub	sub	sub	sub	sub	sub	SLB	sub	SLB	SLB	SLB	SLB	SLB
78 Shaffer, Kevin	16-2-0-0	sub	sub	RT	RT	sub	sub	sub	sub	sub	sub	sub	sub	sub	sub	sub	sub
28 Steltz, Craig	9-0-0-7	x	x	sub	sub	sub	sub	sub	x	x	sub	x	sub	sub	sub	x	x
29 Taylor, Chester	16-1-0-0	sub	sub	RB	sub	sub	sub	sub	sub	sub	sub	sub	sub	sub	sub	sub	sub
33 Tillman, Charles	16-16-0-0	RCB	RCB	RCB	RCB	RCB	RCB	RCB	RCB	RCB	RCB	RCB	RCB	RCB	RCB	RCB	RCB
59 Tinosamoa, P.	12-10-0-4	SLB	SLB	SLB	SLB	SLB	SLB	SLB	SLB	SLB	x	SLB	x	x	x	sub	sub
75 Toeaina, Matt	16-10-0-0	sub	sub	DT	DT	DT	DT	DT	DT	DT	DT	DT	DT	sub	sub	sub	sub
54 Uflacher, Brian	16-16-0-0	MLB	MLB	MLB	MLB	MLB	MLB	MLB	MLB	MLB	MLB	MLB	MLB	MLB	MLB	MLB	MLB
73 Webb, J. Marcus	14-12-0-2	x	x	sub	sub	RT	RT	RT	RT	RT	RT	RT	RT	RT	RT	RT	RT
74 Williams, Chris	13-13-0-3	LT	LT	x	x	x	LG	LG	LG	LG	LG	LG	LG	LG	LG	LG	LG
70 Williams, Edwin	5-3-0-9	ps	ps	sub	sub	RG	RG	RG	x	x	x	x	x	x	x	x	x
58 Wilson, Rod	15-0-0-0	nwt	sub	sub	sub	sub	sub	sub	sub	sub	sub	sub	sub	sub	sub	sub	sub
25 Wolfe, Garrett	16-0-0-0	sub	sub	sub	sub	sub	sub	sub	sub	sub	sub	sub	sub	sub	sub	sub	sub
98 Wootton, Corey	6-0-0-10	x	x	x	x	sub	sub	x	x	x	x	x	x	sub	sub	sub	sub
27 Wright, Major	11-0-0-5	sub	sub	x	x	x	x	x	sub	sub	sub	sub	sub	sub	sub	sub	sub

-KEY CAPS-Starter; sub-Reserve; x-Inactive; dnp-did not play; 3QB-Third Quarterback; PS-Practice Squad; nwt-Not with Team

97 Anderson, Mark	4-1-0-0	LE	sub	sub	sub	Released on October 5											
62 Asiala, Johan	2-0-0-0	sub	sub	nwt	ps	ps	ps	ps	ps	ps	ps	ps	ps	ps	ps	ps	ps
94 Grant, Charles	0-0-0-2	nwt	nwt	nwt	nwt	x	Released on October 19										
96 Turner, Barry	2-0-0-4	ps	ps	ps	ps	ps	ps	sub	sub	x	x	x	x	Waived on December 7			

CHICAGO BEARS 2010 STARTING LINEUPS

OFFENSE

		<u>WR</u>	<u>LT</u>	<u>LG</u>	<u>C</u>	<u>RG</u>	<u>RT</u>
9/12	vs DET	Knox	C. Williams	Garza	Kreutz	Louis	Omiyale
9/19	@ DAL	Knox	C. Williams	Garza	Kreutz	Louis	Omiyale
9/27	vs GB	Knox	Omiyale	Garza	Kreutz	Louis	Shaffer
10/3	@ NYG	Knox	Omiyale	Garza	Kreutz	Louis	Shaffer
10/10	@ CAR	Knox	Omiyale	Garza	Kreutz	E. Williams	Webb
10/17	vs SEA	Knox	Omiyale	C. Williams	Kreutz	E. Williams	Webb
10/24	vs WAS	Knox	Omiyale	C. Williams	Kreutz	E. Williams	Webb
11/7	@ BUF	Knox	Omiyale	C. Williams	Kreutz	Garza	Webb
11/14	vs MIN	Knox	Omiyale	C. Williams	Kreutz	Garza	Webb
11/18	@ MIA	Knox	Omiyale	C. Williams	Kreutz	Garza	Webb
11/28	vs PHI	Knox	Omiyale	C. Williams	Kreutz	Garza	Webb
12/5	@ DET	Knox	Omiyale	C. Williams	Kreutz	Garza	Webb
12/12	vs NE	Knox	Omiyale	C. Williams	Kreutz	Garza	Webb
12/20	@ MIN	Knox	Omiyale	C. Williams	Kreutz	Garza	Webb
12/26	vs NYJ	Knox	Omiyale	C. Williams	Kreutz	Garza	Webb
1/2	@ GB	Knox	Omiyale	C. Williams	Kreutz	Garza	Webb

		<u>TE</u>	<u>WR</u>	<u>QB</u>	<u>RB</u>	<u>FB</u>	<u>K</u>
9/12	vs DET	Olsen	Hester	Cutler	Forté	Aromashodu (WR)	Gould
9/19	@ DAL	Olsen	Hester	Cutler	Forté	Manumaleuna	Gould
9/27	vs GB	Bennett (WR)	Hester	Cutler	Forté	Taylor (RB)	Gould
10/3	@ NYG	Olsen	Hester	Cutler	Forté	Manumaleuna	Gould
10/10	@ CAR	K. Davis	Hester	Collins	Forté	Manumaleuna	Gould
10/17	vs SEA	Olsen	Hester	Cutler	Forté	Manumaleuna	Gould
10/24	vs WAS	Olsen	Bennett	Cutler	Forté	Aromashodu (WR)	Gould
11/7	@ BUF	Olsen	K. Davis (TE)	Cutler	Forté	Manumaleuna	Gould
11/14	vs MIN	Olsen	Hester	Cutler	Forté	Manumaleuna	Gould
11/18	@ MIA	Olsen	Hester	Cutler	Forté	Manumaleuna	Gould
11/28	vs PHI	K. Davis	Hester	Cutler	Forté	Manumaleuna	Gould
12/5	@ DET	Olsen	Bennett	Cutler	Forté	Manumaleuna	Gould
12/12	vs NE	Olsen	Hester	Cutler	Forté	Manumaleuna	Gould
12/20	@ MIN	Olsen	Hester	Cutler	Forté	Manumaleuna	Gould
12/26	vs NYJ	Olsen	Hester	Cutler	Forté	Manumaleuna	Gould
1/2	@ GB	Olsen	Hester	Cutler	Forté	Manumaleuna	Gould

DEFENSE

		<u>LE</u>	<u>LT</u>	<u>RT</u>	<u>RE</u>	<u>WLB</u>	<u>MLB</u>
9/12	vs DET	Anderson	T. Harris	Adams	Peppers	Briggs	Urlacher
9/19	@ DAL	Idonije	T. Harris	Adams	Peppers	Briggs	Urlacher
9/27	vs GB	Idonije	Toeaina	Adams	Peppers	Briggs	Urlacher
10/3	@ NYG	Idonije	Toeaina	Adams	Peppers	Briggs	Urlacher
10/10	@ CAR	Idonije	Toeaina	Adams	Peppers	Briggs	Urlacher
10/17	vs SEA	Idonije	Toeaina	Adams	Peppers	Iwuh	Urlacher
10/24	vs WAS	Idonije	Toeaina	Adams	Peppers	Briggs	Urlacher
11/7	@ BUF	Idonije	Toeaina	Adams	Peppers	Briggs	Urlacher
11/14	vs MIN	Idonije	Toeaina	Adams	Peppers	Briggs	Urlacher
11/18	@ MIA	Idonije	Toeaina	Adams	Peppers	Briggs	Urlacher
11/28	vs PHI	Idonije	Toeaina	Adams	Peppers	Briggs	Urlacher
12/5	@ DET	Idonije	Toeaina	Adams	Peppers	Briggs	Urlacher
12/12	vs NE	Idonije	T. Harris	Adams	Peppers	Briggs	Urlacher
12/20	@ MIN	Idonije	T. Harris	Adams	Peppers	Briggs	Urlacher
12/26	vs NYJ	Idonije	T. Harris	Adams	Peppers	Briggs	Urlacher
1/2	@ GB	Idonije	T. Harris	Adams	Peppers	Briggs	Urlacher

		<u>SLB</u>	<u>LCB</u>	<u>RCB</u>	<u>SS</u>	<u>FS</u>	<u>P</u>
9/12	vs DET	Tinoisamoa	Bowman	Tillman	Manning	C. Harris	Maynard
9/19	@ DAL	Tinoisamoa	Bowman	Tillman	Manning	C. Harris	Maynard
9/27	vs GB	Tinoisamoa	Bowman	Tillman	Manning	C. Harris	Maynard
10/3	@ NYG	Tinoisamoa	Jennings	Tillman	Manning	C. Harris	Maynard
10/10	@ CAR	Tinoisamoa	Jennings	Tillman	Manning	C. Harris	Maynard
10/17	vs SEA	Tinoisamoa	Jennings	Tillman	Manning	C. Harris	Maynard
10/24	vs WAS	Tinoisamoa	Jennings	Tillman	Manning	C. Harris	Maynard
11/7	@ BUF	Tinoisamoa	Jennings	Tillman	Manning	C. Harris	Maynard
11/14	vs MIN	Tinoisamoa	Jennings	Tillman	Manning	C. Harris	Maynard
11/18	@ MIA	Roach	Jennings	Tillman	Manning	C. Harris	Maynard
11/28	vs PHI	Tinoisamoa	Jennings	Tillman	Manning	C. Harris	Maynard
12/5	@ DET	Roach	Jennings	Tillman	Manning	C. Harris	Maynard
12/12	vs NE	Roach	Jennings	Tillman	Manning	C. Harris	Maynard
12/20	@ MIN	Roach	Jennings	Tillman	Manning	C. Harris	Maynard
12/26	vs NYJ	Roach	Jennings	Tillman	Manning	C. Harris	Maynard
1/2	@ GB	Roach	Jennings	Tillman	Manning	C. Harris	Maynard



2010 PRESEASON STATS



WON 0, LOST 4

08/14	at San Diego	L	10-25	55,837
08/21	OAKLAND	L	17-32	60,207
08/28	ARIZONA	L	9-14	60,834
09/02	at Cleveland	L	10-13	62,299

	Bears	Opp
Total First Downs	52	74
Rushing	11	27
Passing	37	45
Penalty	4	2
3rd Down: Made/Att	13/51	27/59
3rd Down Pct.	25.5	45.8
4th Down: Made/Att	1/4	2/2
4th Down Pct.	25.0	100.0
Possession Avg.	26:36	33:24
Total Net Yards	1008	1342
Avg. Per Game	252.0	335.5
Total Plays	217	258
Avg. Per Play	4.6	5.2
Net Yards Rushing	362	442
Avg. Per Game	90.5	110.5
Total Rushes	87	129
Net Yards Passing	646	900
Avg. Per Game	161.5	225.0
Sacked/Yards Lost	19/120	9/57
Gross Yards	766	957
Attempts/Completions	111/58	120/79
Completion Pct.	52.3	65.8
Had Intercepted	4	3
Punts/Average	22/34.6	20/43.3
Net Punting Avg.	33.3	38.5
Penalties/Yards	19/141	27/209
Fumbles/Ball Lost	10/3	8/3
Touchdowns	5	8
Rushing	1	4
Passing	4	3
Returns	0	1

SCORE BY PERIOD	1	2	3	4	OT	Tot
BEARS	16	18	0	12	0	46
Opponents	24	20	29	11	0	84

SCORING	TDs:	Ru-Pa-Rt-K	PAT	FG	2Pt	Pts
Gould	0	0	0	2/2	4/6	0 14
Aromashodu	1	0	1	0		0 6
Olsen	1	0	1	0		0 6
Forté	1	1	0	0		0 6
Iglesias	1	0	1	0		0 6
Knox	1	0	1	0		0 6
Taylor	0	0	0	0	1	2
BEARS	5	1	4	0	2/2	4/6 1 46
Opps.	8	4	3	1	8/8	8/10 0 84

2-Pt. Conversions: BEARS 1/3, Opponents: 0/0

SACKS: Anderson 2.0, Gilbert 2.0, Peppers 2.0, Turner 1.0, Roach 1.0, Malast 1.0.

TEAM 9.0, OPPONENTS 19.0

FIELD GOALS	1-19	20-29	30-39	40-49	50+
Gould	0/0	2/2	1/2	1/2	0/0
BEARS	0/0	2/2	1/2	1/2	0/0
Opponents	0/0	3/3	1/1	4/5	0/1

Gould: (38G)(25G)(38B,48N,22G) (46G)
Opponents: (28G,43G,48G,41N)(28G,43G,43G) () (24G,58N,36G)

RUSHING	No	Yds	Avg	Lg	TD
Forté	12	122	10.2	89t	1
Bell	29	71	2.4	8	0
Taylor	17	70	4.1	34	0
Lefevour	5	38	7.6	18	0
Cutler	5	25	5.0	12	0
Wolfe	11	18	1.6	7	0
Hester	4	12	3.0	16	0
Hanie	2	8	4.0	8	0
Collins	1	0	0.0	0	0
Iglesias	1	-2	-2.0	-2	0
BEARS	87	362	4.2	89t	1
Opponents	129	442	3.4	44	4

RECEIVING	No	Yds	Avg	Lg	TD
Knox	7	135	19.3	41	1
Aromashodu	7	104	14.9	47	1
Taylor	6	60	10.0	17	0
R. Davis	5	98	19.6	25	0
Hester	5	64	12.8	29	0
Wolfe	5	11	2.2	9	0
Iglesias	4	85	21.3	39	1
Olsen	4	41	10.3	18	1
Bell	4	33	8.3	13	0
K. Davis	3	52	17.3	25	0
Mathews	3	38	12.7	17	0
Clark	2	25	12.5	18	0
Forté	1	9	9.0	9	0
Ta'ufo'ou	1	6	6.0	6	0
Angulo	1	5	5.0	5	0
BEARS	58	766	13.2	47	4
Opponents	79	957	12.1	40	3

INTERCEPTIONS	No	Yds	Avg	Lg	TD
Webster	1	27	27.0	27	0
Tillman	1	5	5.0	5	0
Afalava	1	-1	-1.0	-1	0
BEARS	3	31	10.3	27	0
Opponents	4	90	22.5	46	0

PUNTING	No	Yds	Avg	Net	TB	In20	Lg	B
Maynard	19	762	40.1	33.3	0	3	48	3
BEARS	19	762	40.1	33.3	0	3	48	3
Opponents	20	865	43.3	38.5	1	8	55	0

PUNT RETURNS	Ret	FC	Yds	Avg	Lg	TD
Moore	7	1	64	9.1	21	0
Hester	1	0	11	11.0	11	0
Peterman	1	0	0	0.0	0	0
R. Davis	1	0	0	0.0	0	0
BEARS	10	1	75	7.5	21	0
Opponents	11	3	29	2.6	15	0

KICK RETURNS	No	Yds	Avg	Lg	TD
Wolfe	5	120	24.0	31	0
Manning	3	79	26.3	32	0
Brown	3	64	21.3	28	0
D. Moore	3	47	15.7	19	0
Knox	1	21	21.0	21	0
J. Moore	1	20	20.0	20	0
BEARS	16	351	21.9	32	0
Opponents	15	351	23.4	51	0

PASSING	Att	Cmp	Yds	Cmp%	Yd/Att	TD	TD%	Int	Int%	Lg	Sack/Lost	Rating
Cutler	37	19	275	51.4	7.4	1	2.7	2	5.4	41	10/62	62.4
Lefevour	41	19	204	46.3	5.0	1	2.4	1	2.4	25	6/30	59.4
Hanie	17	10	148	58.8	8.7	1	5.9	1	5.9	47	2/21	82.5
Collins	15	10	139	66.7	9.3	1	6.7	0	0.0	39	1/7	118.5
Gould	1	0	0	0.0	0.0	0	0.0	0	0.0	0	0/0	39.6
BEARS	111	58	766	52.3	6.9	4	3.6	4	3.6	47	19/120	71.4
Opponents	120	79	957	65.8	8.0	3	2.5	3	2.5	40	9/57	88.1

CHICAGO BEARS 2010 GAME SUMMARIES



Game 1 Bears 19, Lions 14

Soldier Field (62,080)
Sunday, September 12, 2010

DETROIT	7	7	0	0	14
CHICAGO	3	10	0	6	19

BEARS – R. Gould 20 FG (11-64, 5:57). **LIONS** – J. Best 7 run (J. Hanson kick) (7-42, 3:18). **LIONS** – J. Best 4 run (J. Hanson kick) (10-60, 4:33). **BEARS** – M. Forte 89 pass from J. Cutler (R. Gould kick) (1-79; 0:27). **BEARS** – R. Gould 31 FG (4-24, 0:20). **BEARS** – M. Forte 28 pass from J. Cutler (pass failed) (6-56, 1:49).

	Lions	Bears
First downs	13	23
Total net yards	168	463
Rushes-yards	21-20	31-101
Att-comp-net	34-20-148	35-23-362
Times thrown-yds lost	2-23	4-10
Int-TDs	1-0	1-2
Punts - avg	8-42.1	5-30.2
Penalties-yards	7-40	9-100
Fumbles-lost	3-2	4-3
Time of possession	25:18	34:42

RUSHING

LIONS – J. Best 14-20, 2 TDs; J. Felton 2-7; M. Morris 2-(-3); Sh. Hill 3-(-4).

BEARS – M. Forte 17-50; C. Taylor 9-29; J. Cutler 5-22.

RECEIVING

LIONS – T. Scheffler 6-43; J. Best 5-16; C. Johnson 4-45; M. Morris 2-18; B. Johnson 1-24; N. Burleson 1-19; B. Pettigrew 1-6. **BEARS** – M. Forte 7-151, 2 TDs; D. Aromashodu 5-71; G. Olsen 4-37; J. Knox 3-52; C. Taylor 3-44; D. Hester 1-17.

PASSING

LIONS – Sh. Hill 19-9-88, INT; M. Stafford 15-11-83.

BEARS – J. Cutler 35-23-372, 2 TDs, INT.

PUNT RETURNS

LIONS – S. Logan 2-3

BEARS – D. Hester 5-17.

KICK RETURNS

LIONS – S. Logan 3-68.

BEARS – D. Manning 3-70.

INTERCEPTIONS

LIONS – A. Berry 1-23.

BEARS – C. Tillman 1-7.

SACKS

LIONS – Sa. Hill 1-8; C. Williams 1-1; N. Suh 1-1; T. McBride 1-0.

BEARS – J. Peppers 1-14; B. Urlacher 1-9.

BEARS DEFENSIVE TACKLES

(based on coaches film review)

(TT-ST) – L. Briggs 16-9, PBU, FF, FR, TFL; B. Urlacher 9-6, 2 TFLs, QH; Z. Bowman 6-4; D. Manning 5-1, PBU; C. Tillman 3-0, PBU; I. Idonije 3-3, TFL; C. Harris 3-0; P. Tinoisamoa 2-1, TFL; J. Peppers 2-0, QH, FF; M. Anderson 1-1, TFL, QH; D. Moore 1-1; M. Wright 1-1; T. Harris 0-0, 2 QHs, FR; M. Toaina 0-0, 1 QH.



Game 2 Bears 27, Cowboys 20

Cowboys Stadium (85,168)
Sunday, September 19, 2010

CHICAGO	10	10	0	7	27
DALLAS	7	7	3	3	20

BEARS – R. Gould 38 FG (4-3, 2:37). **COWBOYS** – D. Bryant 62 punt return (D. Buehler kick). **BEARS** – G. Olsen 39 pass from J. Cutler (R. Gould kick) (3-58, 1:35). **COWBOYS** – C. Gronkowski 1 pass from T. Romo (D. Buehler kick) (13-73, 7:53). **BEARS** – D. Hester 9 pass from J. Cutler (R. Gould kick) (6-74, 4:38). **BEARS** – R. Gould 40 FG (9-25, 1:19). **COWBOYS** – D. Buehler 28 FG (8-56, 4:24). **BEARS** – M. Forte 3 pass from J. Cutler (R. Gould kick) (4-66, 2:07). **COWBOYS** – D. Buehler 48 FG (8-50, 1:28).

	Bears	Cowboys
First downs	14	23
Total net yards	308	410
Rushes-yards	19-38	20-36
Att-comp-net	29-21-270	51-34-374
Times thrown-yds lost	1-7	0-0
Int-TDs	0-3	2-1
Punts - avg	6-39.3	3-42.3
Penalties-yards	2-10	6-50
Fumbles-lost	0-0	1-1
Time of possession	26:20	33:40

RUSHING

BEARS – M. Forte 10-29; C. Taylor 4-6; J. Cutler 5-3.

COWBOYS – M. Barber 11-31; F. Jones 7-7; T. Romo 1-(-1); T. Choice 1-(-1).

RECEIVING

BEARS – M. Forte 5-37, TD; E. Bennett 5-29; J. Knox 4-86; D. Hester 4-77, TD; C. Taylor 2-9; G. Olsen 1-39, TD.

COWBOYS – M. Austin 10-142; M. Bennett 7-45; J. Witten 5-51; R. Williams 4-53; C. Gronkowski 3-13, TD; D. Bryant 2-52; F. Jones 2-12; T. Choice 1-6.

PASSING

BEARS – J. Cutler 29-21-277, 3 TDs.

COWBOYS – T. Romo 51-34-374, TD, 2 INTs.

PUNT RETURNS

BEARS – D. Hester 1-(-5).

COWBOYS – D. Bryant 3-66, TD.

KICKOFF RETURNS

BEARS – D. Manning 2-43; J. Knox 1-42.

COWBOYS – A. Owusu-Ansah 4-107.

INTERCEPTIONS

BEARS – D. Moore 2-38.

COWBOYS – None.

SACKS

BEARS – None.

COWBOYS – A. Spencer 1-7.

BEARS DEFENSIVE TACKLES

(based on coaches film review)

(TT-ST) – Z. Bowman 13-8, B. Urlacher 11-4, 3 TFLs, FR; L. Briggs 8-4, 2 TFLs, PBU; P. Tinoisamoa 6-5; C. Tillman 6-4, FF; C. Harris 5-3; D. Manning 4-3; D. Moore 3-1; M. Toaina 2-2, PBU; A. Adams 2-2; J. Peppers 2-1, PBU; M. Anderson 1-1; T. Harris 1-1.



Game 3

Bears 20, Packers 17

Soldier Field (62,179)
Monday, September 27, 2010

GREEN BAY	7	3	0	7	17
CHICAGO	0	7	0	13	20

PACKERS – G. Jennings 7 pass from A. Rodgers (M. Crosby kick) (6-60, 3:56). **PACKERS** – M. Crosby 38 FG (14-73; 7:47). **BEARS** – G. Olsen 9 pass from J. Cutler (R. Gould kick) (4-44, 1:24). **BEARS** – D. Hester 62 punt return (R. Gould kick). **PACKERS** – A. Rodgers 3 run (M. Crosby kick) (12-72, 7:47). **BEARS** – R. Gould 25 FG (7-67, 2:53). **BEARS** – R. Gould 19 FG (7-45, 2:14).

	Packers	Bears
First downs	21	18
Total net yards	379	276
Rushes-yards	15-63	18-77
Att-comp-net	45-34-316	27-16-199
Times thrown-yds lost	0-0	3-22
Int-TDs	1-1	1-1
Punts - avg	3-50.0	2-48.5
Penalties-yards	18-152	5-38
Fumbles-lost	1-1	1-0
Time of possession	35:49	24:11

RUSHING

PACKERS – J. Kuhn 6-31; A. Rodgers 2-20, TD; B. Jackson 7-12.

BEARS – J. Cutler 3-37; M. Forté 11-29; C. Taylor 3-9; J. Knox 1-2.

RECEIVING

PACKERS – J. Finley 9-115; D. Driver 9-61; J. Jones 5-55; B. Jackson 4-27; J. Nelson 3-20; J. Kuhn 2-20; G. Jennings 1-18, TD.

BEARS – G. Olsen 5-64, TD; J. Knox 4-94; E. Bennett 3-21; M. Forté 2-14; D. Hester 1-16; D. Clark 1-12.

PASSING

PACKERS – A. Rodgers 45-34-316, TD, INT

BEARS – J. Cutler 27-16-221, TD, INT.

PUNT RETURNS

PACKERS – T. Williams 1-10.

BEARS – D. Hester 3-93, TD.

KICK RETURNS

PACKERS – J. Nelson 4-97; D. Driver 1-0.

BEARS – J. Knox 2-47; D. Manning 1-44.

INTERCEPTIONS

PACKERS – D. Martin 1-15.

BEARS – L. Briggs 1-1.

SACKS

PACKERS – F. Zombo 1-10; C. Jenkins 1-7; T. Williams 1-5.

BEARS – None.

BEARS DEFENSIVE TACKLES

(based on coaches film review)

(TT-ST) – L. Briggs 13-10, TFL; B. Urlacher 13-5, FF; D. Manning 8-4, PBU; C. Tillman 7-7, PBU; T. Jennings 7-6, FR; D. Moore 7-4; C. Harris 5-4, PBU; J. Peppers 3-3, TFL, QBP; P. Tinoisamoa 2-0; J. Bullocks 1-1; Z. Bowman 1-1; I. Idonije 1-0, QBP; A. Adams 1-0; N. Roach 1-0; H. Melton 1-0; M. Anderson 0-0, 4 QBPs; M. Harrison 0-0, QBP.



Game 4

Giants 17, Bears 3

New Meadowlands Stadium (77,716)
Sunday, October 3, 2010

CHICAGO	0	0	0	3	3
NEW YORK	3	0	7	7	17

GIANTS – L. Tynes 22 FG (11-76, 5:08). **GIANTS** – A. Bradshaw 3 run (L. Tynes kick) (8-90, 5:18). **BEARS** – R. Gould 40 FG (4-7, 0:52). **GIANTS** – B. Jacobs 2 run (L. Tynes kick) (2-32, 0:50).

	Bears	Giants
First downs	6	18
Total net yards	110	372
Rushes-yards	16-59	32-189
Att-comp-net	26-15-51	30-18-183
Times thrown-yds lost	10-63	2-12
Int-TDs	2-0	0-0
Punts - avg	9-41.7	7-42
Penalties-yards	8-40	6-44
Fumbles-lost	3-1	3-3
Time of possession	26:35	33:25

RUSHING

BEARS – M. Forté 12-26; C. Taylor 3-22; D. Hester 1-11.

GIANTS – A. Bradshaw 23-129, TD; B. Jacobs 6-62, TD; E. Manning 3-(-2).

RECEIVING

BEARS – G. Olsen 5-39; E. Bennett 4-26; D. Hester 3-16; M. Forté 2-7; J. Knox 1-26.

GIANTS – H. Nicks 8-110; S. Smith 4-30; A. Bradshaw 2-14; T. Beckum 1-25; K. Boss 1-11; B. Jacobs 1-4; M. Hedgecock 1-1.

PASSING

BEARS – J. Cutler 11-8-42, INT; T. Collins 11-4-36, INT; C. Hanie 4-3-36.

GIANTS – E. Manning 30-18-195.

PUNT RETURNS

BEARS – D. Hester 2-6.

GIANTS – D. Reynaud 5-14.

KICK RETURNS

BEARS – D. Manning 2-38; J. Knox 1-13.

GIANTS – D. Reynaud 2-44.

INTERCEPTIONS

BEARS – None.

GIANTS – T. Thomas 1-1; D. Grant 1-0.

SACKS

BEARS – I. Idonije 1-10; J. Peppers 1-2.

GIANTS – J. Tuck 3-29; O. Umejiora 3-7; B. Coefield 1.5-10; C. Canty 1-9; A. Ross 1-7; J. Goff 0.5-1.

BEARS DEFENSIVE TACKLES

(based on coaches film review)

(TT-ST) – D. Manning 12-8; C. Tillman 7-4, 2 PBUs; P. Tinoisamoa 7-4, TFL; C. Harris 6-4, FR; B. Urlacher 5-4, TFL, QBP, 3 PBUs, FR; T. Jennings 4-2, 2 PBUs; Z. Bowman 4-2, FF, FR; J. Peppers 4-1, TFL, PBU, FF; M. Anderson 3-3; D. Moore 3-2; M. Toaina 3-2; L. Briggs 3-1, PBU; A. Adams 3-1; I. Idonije 2-1; T. Harris 2-0; H. Melton 0-0, 2 QBPs.

CHICAGO BEARS 2010 GAME SUMMARIES



Game 5 Bears 23, Panthers 6 Bank of America Stadium (73,464) Sunday, October 10, 2010

CHICAGO	17	0	0	6	23
CAROLINA	3	0	3	0	6

BEARS – M. Forté 18 run (R. Gould kick) (4-38, 1:45). **PANTHERS** – J. Kasay 24 FG (9-55, 5:23). **BEARS** – M. Forté 68 run (R. Gould kick) (1-68, 0:17). **BEARS** – R. Gould 28 FG (5-17, 1:43). **PANTHERS** – J. Kasay 53 FG (7-8, 2:52). **BEARS** – R. Gould 53 FG (6-15, 2:27). **BEARS** – R. Gould 43 FG (4-(-2), 1:27).

	Bears	Panthers
First downs	13	8
Total net yards	247	147
Rushes-yards	42-218	25-85
Alt-comp-net	19-8-29	32-14-62
Times thrown-yds lost	3-22	5-34
Int-TDs	4-0	3-0
Punts - avg	6-39.0	9-44.8
Penalties-yards	5-45	7-53
Fumbles-lost	0-0	4-0
Time of possession	30:19	29:41

RUSHING

BEARS – M. Forté 22-166, 2 TDs; C. Taylor 18-43; D. Hester 1-10; C. Hanle 1-(-1).

PANTHERS – D. Williams 12-51; J. Stewart 8-30; A. Edwards 1-7; T. Fiammetta 1-3; J. Clausen 2-0; D. Gettis 1-(-6).

RECEIVING

BEARS – M. Forté 2-22; C. Taylor 2-11; D. Hester 2-0; J. Knox 1-14; E. Bennett 1-4.

PANTHERS – D. Gettis 3-32; J. King 3-20; D. Williams 3-8; D. Clowney 2-14; B. LaFell 1-16; J. Stewart 1-4; D. Rosario 1-2.

PASSING

BEARS – T. Collins 16-6-32, 4 INTs; C. Hanle 3-2-19.

PANTHERS – J. Clausen 22-9-61, INT; M. Moore 10-5-35, 2 INTs.

PUNT RETURNS

BEARS – D. Hester 3-68.

PANTHERS – C. Munnerlyn 3-9.

KICK RETURNS

BEARS – D. Manning 3-133.

PANTHERS – M. Goodson 2-62; E. Norwood 1-17.

INTERCEPTIONS

BEARS – C. Tillman 1-17; J. Peppers 1-0; B. Urlacher 1-0.

PANTHERS – C. Godfrey 1-24; E. Johnson 1-5; E. Brown 1-0; J. Pugh 1-(-2).

SACKS

BEARS – I. Idonije 2.5-19; P. Tinoisamoa 1-9; L. Briggs 1-6; B. Urlacher 0.5-0.

PANTHERS – R. Marshall 1-7; G. Hardy 1-6; N. Hayden 0.5-4.5; J. Anderson 0.5-4.5.

BEARS DEFENSIVE TACKLES

(based on coaches film review)

(TT-ST) – C. Harris 11-6; L. Briggs 9-7; J. Peppers 6-4, 4 QBPs, PBU; B. Urlacher 6-2; P. Tinoisamoa 5-1, OBP; C. Tillman 4-3, 2 PBUs; D. Manning 3-3; T. Jennings 3-3, TFL; A. Adams 3-3, TFL; M. Toeaia 3-2; I. Idonije 2-2, FF; Z. Bowman 2-1; D. Moore 2-1; H. Melton 1-1, 2 QBPs; C. Wootton 1-0; B. Iwun 1-0; T. Harris 1-0.



Game 6 Seahawks 23, Bears 20 Soldier Field (62,137) Sunday, October 17, 2010

SEATTLE	7	7	2	7	23
CHICAGO	7	6	0	7	20

BEARS – M. Forté 6 run (R. Gould kick) (4-80, 2:18). **SEAHAWKS** – D. Butler 22 pass from M. Hasselbeck (O. Mare kick) (6-80, 2:39). **SEAHAWKS** – J. Forsett 9 run (O. Mare kick) (7-37, 2:41). **BEARS** – R. Gould 34 FG (7-65, 3:00). **BEARS** – R. Gould 24 FG (7-86, 2:19). **SEAHAWKS** – J. Cutler sacked in end zone by J. Babineaux for safety. **SEAHAWKS** – M. Lynch 1 run (O. Mare kick) (11-92, 5:43). **BEARS** – D. Hester 89 punt return (R. Gould kick).

	Seahawks	Bears
First downs	20	15
Total net yards	353	307
Rushes-yards	31-111	14-61
Alt-comp-net	40-25-242	39-17-246
Times thrown-yds lost	0-0	6-44
Int-TDs	0-1	0-0
Punts - avg	10-39.7	8-38.1
Penalties-yards	5-83	2-18
Fumbles-lost	1-0	1-0
Time of possession	34:23	25:37

RUSHING

SEAHAWKS – J. Forsett 10-67, TD; M. Lynch 17-44, TD; M. Robinson 1-3; M. Hasselbeck 3-(-3).

BEARS – C. Taylor 4-31; J. Cutler 2-19; M. Forté 8-11.

RECEIVING

SEAHAWKS – M. Williams 10-123; D. Butler 4-47, TD; B. Stokley 3-17; M. Lynch 3-9; J. Carlson 2-21; C. Baker 1-16; J. Forsett 1-9; L. Washington 1-0.

BEARS – J. Knox 5-120; E. Bennett 3-55; M. Forté 3-40; D. Aromashodu 2-40; D. Hester 2-26; B. Manumaleuna 1-5; C. Taylor 1-4.

PASSING

SEAHAWKS – M. Hasselbeck 40-25-242, TD.

BEARS – J. Cutler 39-17-290.

PUNT RETURNS

SEAHAWKS – G. Tate 4-(-2).

BEARS – D. Hester 2-93, TD.

KICK RETURNS

SEAHAWKS – L. Washington 3-77; G. Tate 1-10.

BEARS – D. Manning 2-27.

INTERCEPTIONS

SEAHAWKS – None.

BEARS – None.

SACKS

SEAHAWKS – L. Milloy 2-14; J. Babineaux 1.5-13; R. Lewis 1-9; A. Curry 1-5; C. Clemons 0.5-3.

BEARS – None.

BEARS DEFENSIVE TACKLES

(based on coaches film review)

(TT-ST) – B. Iwuh 12-10; C. Harris 9-5; P. Tinoisamoa 8-2, TFL; D. Manning 8-2, PBU; B. Urlacher 7-5, PBU; C. Tillman 6-4, PBU; Z. Bowman 4-3; J. Peppers 3-2; T. Jennings 3-2, 2 PBUs; M. Toeaia 3-2, OBP, PBU; H. Melton 3-1; D. Moore 2-2; I. Idonije 2-0, OBP; T. Harris 1-1; J. Bullocks 1-0, TFL; A. Adams 1-0.



Game 7
Redskins 17, Bears 14
Soldier Field (62,155)
Sunday, October 24, 2010

WASHINGTON	7	3	7	0	17
CHICAGO	7	7	0	0	14

BEARS – D. Moore 54 interception return (R. Gould kick).
REDSKINS – S. Moss 24 pass from D. McNabb (G. Gano kick) (9-72, 4:55). REDSKINS – G. Gano 46 FG (6-22, 2:41).
BEARS – J. Knox 9 pass from J. Cutler (R. Gould kick) (7-70, 3:49). REDSKINS – D. Hall 92 interception return (G. Gano kick).

	Redskins	Bears
First downs	13	19
Total net yards	308	322
Rushes-yards	28-121	16-66
Att-comp-net	32-17-187	40-26-256
Times thrown-yds lost	2-13	4-25
Int-TDs	2-1	4-1
Punts - avg	7-33.3	7-36.3
Penalties-yards	7-48	6-51
Fumbles-lost	6-1	2-2
Time of possession	29:12	30:48

RUSHING

REDSKINS – R. Torain 21-125; K. Williams 1-0; D. McNabb 5-(-2); S. Moss 1-(-2).
BEARS – M. Forte 10-41; C. Taylor 3-20; D. Hester 2-5; J. Cutler 1-0.

RECEIVING

REDSKINS – C. Cooley 7-52; S. Moss 5-63, TD; A. Armstrong 2-42; F. Davis 2-28; M. Sellers 1-15.
BEARS – J. Knox 6-86, TD; M. Forte 5-32; D. Hester 5-30; E. Bennett 4-76; G. Olsen 3-43; C. Taylor 2-10; C. Williams 1-4.

PASSING

REDSKINS – D. McNabb 32-17-200, TD, 2 INTs
BEARS – Cutler 40-26-281, TD, 4 INTs.

PUNT RETURNS

REDSKINS – B. Banks 4-21.
BEARS – D. Hester 1-12.

KICK RETURNS

REDSKINS – B. Banks 3-64.
BEARS – D. Manning 4-78.

INTERCEPTIONS

REDSKINS – D. Hall 4-92, TD
BEARS – D. Moore 1-54, TD; D. Manning 1-0.

SACKS

REDSKINS – B. Orakpo 2-9; A. Haynesworth 1-10; R. McIntosh 1-6.
BEARS – B. Iwuh 1-8; I. Idonije 1-5.

BEARS DEFENSIVE TACKLES
(based on coaches film review)

(TT-ST) – C. Tillman 11-9, PBU, 2 FFs, FR; T. Jennings 6-5; C. Harris 5-4; D. Manning 4-3, M. Toeaina 4-2; I. Idonije 4-2, 2 PBUs, FF; P. Tinoisamoa 4-1, TFL, 2 QBPs, PBU, FF; B. Urlacher 3-2, TFL, OBP; J. Peppers 3-2, OBP; A. Adams 3-1; J. Bullocks 2-2; H. Melton 2-1; D. Moore 1-1; T. Harris 1-1; B. Turner 1-1; B. Iwuh 1-0, 2 TFLs, FF.



Game 8
Bears 22, Bills 19
Rogers Centre-Toronto (50,746)
Sunday, November 7, 2010

CHICAGO	0	7	7	8	22
BUFFALO	0	7	6	6	19

BEARS – G. Olsen 4 pass from J. Cutler (R. Gould kick) (14-81, 8:03). BILLS – R. Parrish 14 pass from R. Fitzpatrick (R. Lindell kick) (11-68, 1:32). BEARS – C. Taylor 1 run (R. Gould kick) (9-60, 4:54). BILLS – F. Jackson 4 run (kick blocked) (8-80, 3:19). BILLS – C. McIntyre 1 run (run failed) (8-51, 4:21). BEARS – E. Bennett 2 pass from J. Cutler (M. Forte 2-pt. pass from J. Cutler) (6-23, 2:22).

	Bears	Bills
First downs	19	22
Total net yards	283	340
Rushes-yards	31-105	18-46
Att-comp-net	30-17-178	51-31-294
Times thrown-yds lost	1-10	1-5
Int-TDs	0-2	2-1
Punts - avg	4-41.5	3-29.0
Penalties-yards	7-45	4-33
Fumbles-lost	1-1	1-1
Time of possession	31:13	28:47

RUSHING

BEARS – M. Forte 14-49; J. Cutler 5-39; C. Taylor 10-13, TD; E. Bennett 1-5; D. Hester 1-(-1).
BILLS – C. Spiller 7-20; F. Jackson 8-16, TD; R. Fitzpatrick 2-9; C. McIntyre 1-1, TD.

RECEIVING

BEARS – E. Bennett 4-52, TD; J. Knox 3-49; G. Olsen 3-29, TD; M. Forte 3-12; D. Hester 2-23; C. Taylor 1-14; B. Manumaleuna 1-9.
BILLS – St. Johnson 11-145; R. Parrish 7-60, TD; F. Jackson 5-20; L. Evans 3-31; D. Nelson 2-19; D. Martin 1-11; D. Jones 1-8; C. Spiller 1-5.

PASSING

BEARS – J. Cutler 30-17-188, 2 TDs.
BILLS – R. Fitzpatrick 51-31-299, TD, 2 INTs.

PUNT RETURNS

BEARS – D. Hester 1-3.
BILLS – R. Parrish 1-6.

KICK RETURNS

BEARS – J. Knox 3-69; D. Manning 1-15.
BILLS – None.

INTERCEPTIONS

BEARS – T. Jennings 1-39; C. Harris 1-5.
BILLS – None.

SACKS

BEARS – T. Harris 0.5-2.5; I. Idonije 0.5-2.5.
BILLS – Sp. Johnson 1-10.

BEARS DEFENSIVE TACKLES
(based on coaches film review)

(TT-ST) – B. Urlacher 10-7, PBU, FR; T. Jennings 9-6, PBU; D. Manning 7-5; L. Briggs 6-5, TFL, FF; D. Moore 5-5, PBU; C. Tillman 5-3, PBU; J. Peppers 5-2, TFL, 2 QBPs; I. Idonije 4-0, PBU; C. Harris 3-3; P. Tinoisamoa 3-1; H. Melton 2-2; A. Adams 2-1; M. Toeaina 1-0; T. Harris 1-0; M. Wright 1-0.

CHICAGO BEARS 2010 GAME SUMMARIES



Game 9 Bears 27, Vikings 13

Soldier Field (62,206)
Sunday, November 14, 2010

MINNESOTA	3	7	3	0	13
CHICAGO	0	14	6	7	27

VIKINGS – R. Longwell 36 FG (11-62, 6:32). **BEARS** – G. Olsen 17 pass from J. Cutler (R. Gould kick) (11-71; 5:13). **VIKINGS** – P. Harvin 53 pass from B. Favre (R. Longwell kick) (1-53, 0:09). **BEARS** – D. Hester 19 pass from J. Cutler (R. Gould kick) (8-49, 2:33). **BEARS** – R. Gould 34 FG (4-(-6), 0:59). **VIKINGS** – R. Longwell 33 FG (4-42, 1:05). **BEARS** – R. Gould 37 FG (7-14, 2:48). **BEARS** – K. Davis 19 pass from J. Cutler (R. Gould kick) (8-55, 4:31).

	Vikings	Bears
First downs	15	18
Total net yards	240	360
Rushes-yards	22-70	37-130
Att-comp-net	31-18-170	35-22-230
Times thrown-yds lost	1-0	2-7
Int-TDs	3-1	2-3
Punts - avg	4-44.0	4-38.5
Penalties-yards	2-19	11-116
Fumbles-lost	1-1	0-0
Time of possession	25:21	34:39

RUSHING

VIKINGS – A. Peterson 17-51; T. Gerhart 4-20; B. Favre 1-(-1). **BEARS** – M. Forté 21-69; C. Taylor 11-33; J. Cutler 4-24; E. Bennett 1-4.

RECEIVING

VIKINGS – P. Harvin 4-64, TD; V. Shiancoe 4-29; A. Peterson 4-24; T. Gerhart 2-17; G. Lewis 1-13; G. Camarillo 1-11; J. Dugan 1-9; J. Kleinsasser 1-3. **BEARS** – J. Knox 5-90; D. Hester 4-38, TD; G. Olsen 3-31, TD; E. Bennett 3-21; C. Talor 3-8; K. Davis 1-19, TD; R. Davis 1-12; M. Forté 1-9; D. Aromashodu 1-9.

PASSING

VIKINGS – B. Favre 31-18-170, TD, 3 INTs.
BEARS – J. Cutler 35-22-237, 3 TDs, 2 INTs.

PUNT RETURNS

VIKINGS – None.
BEARS – D. Hester 2-47.

KICK RETURNS

VIKINGS – P. Harvin 6-151.
BEARS – D. Hester 2-100; R. Davis 1-32.

INTERCEPTIONS

VIKINGS – H. Abdullah 2-5.
BEARS – D. Moore 1-3; L. Briggs 1-0; C. Harris 1-0.

SACKS

VIKINGS – J. Allen 2-7.
BEARS – H. Melton 1-0.

BEARS DEFENSIVE TACKLES (based on coaches film review)

(TT-ST) – B. Urlacher 10-6, TFL, PBU; L. Briggs 9-4, TFL; P. Tinoisamoa 9-4; C. Harris 7-2; D. Manning 6-3; T. Jennings 5-2; C. Tillman 5-2; H. Melton 4-1, FF; I. Idonije 4-0, TFL, QBP, PBU; D. Moore 2-1; J. Peppers 2-1, TFL, 2 QBPs; A. Adams 2-1, TFL; T. Harris 2-0, QBP, FR; M. Toeaina 1-1; M. Wright 1-0; M. Harrison 1-0.



Game 10 Bears 16, Dolphins 0

Sun Life Stadium (68,752)
Thursday, November 18, 2010

CHICAGO	3	3	10	0	16
MIAMI	0	0	0	0	0

BEARS – R. Gould 47 FG (8-32, 4:27). **BEARS** – R. Gould 24 FG (13-40, 6:50). **BEARS** – R. Gould 50 FG (7-38, 3:13). **BEARS** – M. Forté 2 run (R. Gould kick) (13-60, 7:26).

	Bears	Dolphins
First downs	19	10
Total net yards	268	187
Rushes-yards	40-135	13-39
Att-comp-net	25-16-133	29-17-148
Times thrown-yds lost	3-23	6-39
Int-TDs	1-0	1-0
Punts - avg	4-43.8	7-40.1
Penalties-yards	5-45	5-45
Fumbles-lost	1-0	2-0
Time of possession	37:51	22:09

RUSHING

BEARS – M. Forté 25-97, TD; J. Cutler 4-28; C. Taylor 11-10.
DOLPHINS – T. Thigpen 6-27; R. Brown 3-10; R. Williams 3-1; P. Cobbs 1-1.

RECEIVING

BEARS – J. Knox 5-55; D. Hester 4-41; G. Olsen 4-40; M. Forté 2-7; E. Bennett 1-13.
DOLPHINS – B. Hartline 5-70; B. Marshall 3-41; R. Brown 3-19; M. Moore 2-20; A. Fasano 1-16; R. Williams 1-12; D. Bess 1-9; P. Cobbs 1-0.

PASSING

BEARS – J. Cutler 25-16-156, INT.
DOLPHINS – T. Thigpen 29-17-187, INT.

PUNT RETURNS

BEARS – Hester 4-27.
DOLPHINS – D. Bess 1-7.

KICK RETURNS

BEARS – R. Davis 1-10.
DOLPHINS – N. Carroll 3-98.

INTERCEPTIONS

BEARS – C. Tillman 1-5.
DOLPHINS – B. Sapp 1-0.

SACKS

BEARS – J. Peppers 3-14; I. Idonije 1-12; B. Urlacher 1-8; H. Melton 1-5.
DOLPHINS – Q. Moses 1-8; C. Wake 1-8; K. Dansby 1-7.

BEARS DEFENSIVE TACKLES (based on coaches film review)

(TT-ST) – L. Briggs 6-6; C. Tillman 6-3; B. Urlacher 4-4; C. Harris 4-3; J. Peppers 3-3, PBU; M. Wright 3-3; H. Melton 2-2, QBP; T. Jennings 2-1; A. Adams 2-1; D. Manning 1-1; D. Moore 1-1; N. Roach 1-0; T. Harris 1-0, TFL; M. Toeaina 1-0; I. Idonije 0-0, QBP; M. Harrison 0-0, PBU.



Game 11

Bears 31, Eagles 26

Soldier Field (62,147)

Sunday, November 28, 2010

PHILADELPHIA	3	10	0	13	26
CHICAGO	14	7	10	0	31

EAGLES – D. Akers 45 FG (6-23, 2:24). **BEARS** – E. Bennett 10 pass from J. Cutler (R. Gould kick) (4-79, 1:55). **BEARS** – J. Knox 20 pass from J. Cutler (R. Gould kick) (4-59, 2:13). **EAGLES** – J. Maclin 8 pass from M. Vick (D. Akers kick) (10-65, 4:07). **EAGLES** – D. Akers 36 FG (8-41, 3:25). **BEARS** – E. Bennett 6 pass from J. Cutler (R. Gould kick) (6-63, 1:12). **BEARS** – G. Olsen 9 pass from J. Cutler (R. Gould kick) (3-54, 1:31). **BEARS** – R. Gould 23 FG (17-83, 10:05). **EAGLES** – D. Akers 22 FG (11-65, 4:35). **EAGLES** – D. Akers 36 FG (8-58, 3:32). **EAGLES** – B. Celek 30 pass from M. Vick (D. Akers kick) (9-68, 2:30).

	Eagles	Bears
First downs	24	18
Total net yards	398	349
Rushes-yards	22-105	28-131
Att-comp-net	44-29-293	21-14-218
Times thrown-yds lost	4-40	4-29
Int-TDs	1-2	0-4
Punts - avg	3-45.0	5-43.6
Penalties-yards	3-19	6-56
Fumbles-lost	4-0	0-0
Time of possession	31:58	28:02

RUSHING

EAGLES – L. McCoy 10-53; M. Vick 9-44; E. Buckley 1-3; D. Jackson 1-3; J. Harrison 1-2.

BEARS – M. Forte 14-117; J. Cutler 7-17; D. Hester 1-0; C. Taylor 6-(-3).

RECEIVING

EAGLES – J. Avant 8-83; L. McCoy 8-67; J. Maclin 4-47, TD; B. Celek 3-50, TD; C. Harbor 2-27; D. Jackson 2-26; R. Cooper 1-29; J. Harrison 1-4.

BEARS – E. Bennett 4-56, 2 TDs; D. Hester 3-86; J. Knox 3-68, TD; M. Forte 2-22; G. Olsen 1-9, TD; B. Manumaleuna 1-6.

PASSING

EAGLES – M. Vick 44-29-333, 2 TDs, INT.

BEARS – J. Cutler 21-14-247, 4 TDs.

PUNT RETURNS

EAGLES – D. Jackson 2-36; J. Maclin 1-7.

BEARS – D. Hester 1-9.

KICK RETURNS

EAGLES – J. Calvin 6-145.

BEARS – D. Manning 3-88; D. Hester 3-78.

INTERCEPTIONS

EAGLES – None.

BEARS – C. Harris 1-39.

SACKS

EAGLES – T. Cole 2-12; B. Graham 1-9; M. Patterson 1-8.

BEARS – J. Peppers 1-15; I. Idonije 1-9; A. Adams 1-9; M. Toaina 1-7.

BEARS DEFENSIVE TACKLES

(based on coaches film review)

(TT-ST) – B. Briggs 11-8; B. Urlacher 11-8, PBU; T. Jennings 7-5; D. Moore 6-5, TFL; C. Tillman 5-4; M. Wright 4-3, QBP; J. Peppers 3-3, 2 QBPs, FF; C. Harris 3-2, PBU; I. Idonije 3-2, 2 TFLs, PBU; D. Manning 2-0; T. Harris 2-1, QBP, PBU; A. Adams 2-0, 2 QBPs, FF; H. Melton 1-1, QBP; P. Tinoisamao 1-1; M. Toaina 1-1, QBP.



Game 12

Bears 24, Lions 20

Ford Field (58,119)

Sunday, December 5, 2010

CHICAGO	7	7	3	7	24
DETROIT	7	10	3	0	20

LIONS – D. Stanton 3 run (D. Rayner kick) (7-38, 2:25). **BEARS** – C. Taylor 1 run (R. Gould kick) (13-76, 6:33). **LIONS** – D. Rayner 50 FG (10-39, 5:32). **BEARS** – M. Forte 14 run (R. Gould kick) (8-83, 4:51). **LIONS** – C. Johnson 46 pass from D. Stanton (D. Rayner kick) (2-91, 0:19). **LIONS** – D. Rayner 25 FG (4-2, 1:32). **BEARS** – R. Gould 54 FG (4-(-5), 2:49). **BEARS** – B. Manumaleuna 7 pass from J. Cutler (R. Gould kick) (6-60, 3:16).

	Bears	Lions
First downs	23	14
Total net yards	311	302
Rushes-yards	28-114	27-134
Att-comp-net	26-21-197	24-16-168
Times thrown-yds lost	4-37	2-10
Int-TDs	0-1	0-1
Punts - avg	3-45.0	4-43.3
Penalties	4-25	6-42
Fumbles-lost	1-1	1-0
Time of possession	33:19	26:41

RUSHING

BEARS – M. Forte 13-64, TD; C. Taylor 9-33, TD; J. Cutler 5-12; D. Hester 1-5.

LIONS – J. Best 9-65; M. Morris 10-37; S. Logan 2-18; D. Stanton 5-12, TD; J. Felton 1-2.

RECEIVING

BEARS – E. Bennett 7-104; C. Taylor 5-31; J. Knox 3-34; M. Forte 2-36; B. Manumaleuna 2-23, TD; G. Olsen 1-5; D. Hester 1-1.

LIONS – B. Pettigrew 5-36; C. Johnson 3-66, TD; N. Burleson 3-27; T. Scheffler 2-9; J. Best 1-32; W. Heller 1-5; M. Morris 1-3.

PASSING

BEARS – J. Cutler 26-21-234, TD.

LIONS – D. Stanton 24-16-178, TD.

PUNT RETURNS

BEARS – D. Hester 2-37.

LIONS – S. Logan 1-19.

KICK RETURNS

BEARS – D. Hester 3-56; D. Manning 2-45.

LIONS – S. Logan 3-116.

INTERCEPTIONS

BEARS – None.

LIONS – None.

SACKS

BEARS – D. Moore 1-9; J. Peppers 1-1.

LIONS – C. Avril 3-21; T. McBride 1-16.

BEARS DEFENSIVE TACKLES

(based on coaches film review)

(TT-ST) – B. Urlacher 18-10, FF; L. Briggs 11-4; I. Idonije 5-5, QBP; C. Tillman 5-3, PBU; M. Toaina 4-3; D. Moore 4-2, TFL, PBU; D. Manning 3-3, PBU; R. Wilson 3-3; M. Wright 3-2; J. Peppers 3-2, 3 QBPs; A. Adams 2-1; T. Jennings 2-0; C. Harris 1-0; N. Roach 1-0.

CHICAGO BEARS 2010 GAME SUMMARIES



Game 13 Patriots 36, Bears 7

Soldier Field (62,347)

Sunday, December 12, 2010

NEW ENGLAND	7	26	3	0	36
CHICAGO	0	0	7	0	7

PATRIOTS – R. Gronkowski 7 pass from T. Brady (S. Graham kick) (12-85, 5:16). **PATRIOTS** – D. Woodhead 3 run (S. Graham kick) (11-87, 4:44). **PATRIOTS** – G. Guyton 35 fumble return (S. Graham kick). **PATRIOTS** – S. Graham 30 FG (7-18, 3:33). **PATRIOTS** – S. Graham 25 FG (4-2, 1:01). **PATRIOTS** – D. Branch 59 pass from T. Brady (kick failed) (5-80,1:38). **PATRIOTS** – S. Graham 29 FG (7-52, 2:55). **BEARS** – C. Taylor 1 run (R. Gould kick) (6-35, 2:13).

	Patriots	Bears
First downs	27	12
Total net yards	475	185
Rushes-yards	35-124	14-47
Att-comp-net	40-27-351	26-12-138
Times thrown-yds lost	3-18	2-14
Int-TDs	0-2	2-0
Punts - avg	2-35.5	5-32.2
Penalties-yards	4-43	4-30
Fumbles-lost	0-0	4-2
Time of possession	39:41	20:19

RUSHING

PATRIOTS – B. Green-Ellis 21-87; D. Woodhead 7-21, TD; F. Taylor 3-16; S. Morris 1-2; B. Hoyer 3-(-2).

BEARS – M. Forté 9-25; J. Cutler 2-21; C. Taylor 3-1, TD.

RECEIVING

PATRIOTS – D. Branch 8-151, TD; W. Welker 8-115; R. Gronkowski 5-43, TD; B. Tate 2-40; A. Hernandez 2-19; D. Woodhead 2-1.

BEARS – E. Bennett 3-53; M. Forté 2-36; D. Hester 2-17; J. Knox 2-16; D. Aromashodu 1-16; C. Taylor 1-8; G. Olsen 1-6.

PASSING

PATRIOTS – T. Brady 40-27-369, 2 TDs.

BEARS – J. Cutler 26-12-152, 2 INTs.

PUNT RETURNS

PATRIOTS – J. Edelman 2-43.

BEARS – D. Hester 1-17.

KICK RETURNS

PATRIOTS – S. Morris 1-18.

BEARS – D. Manning 4-124; D. Hester 2-74; R. Davis 1-(-2).

INTERCEPTIONS

PATRIOTS – G. Guyton 1-13; B. Meriweather 1-0.

BEARS – None.

SACKS

PATRIOTS – E. Moore 1-10; G. Warren 1-4.

BEARS – A. Adams 1-8; J. Peppers 1-8; B. Urlacher 1-2.

BEARS DEFENSIVE TACKLES

(based on coaches film review)

(TT-ST) – B. Urlacher 11-8, 2 TFLs; QBP, 4 PBUs; C. Tillman 11-5; D. Manning 10-7; L. Briggs 10-5, QBP; C. Harris 10-4; I. Idonije 6-4; M. Wright 6-3; T. Jennings 6-3; J. Peppers 4-4, TFL, QBP, 2 PBUs; R. Wilson 4-2; N. Roach 4-1, PBU; M. Toeaina 3-3; D. Moore 3-2; C. Wootton 3-2; A. Adams 3-1, TFL; Z. Bowman 1-1; T. Harris 1-0; H. Melton 1-0.



Game 14 Bears 40, Vikings 14

TCF Bank Stadium (40,504)

Monday, December 20, 2010

CHICAGO	10	7	20	3	40
MINNESOTA	7	0	7	0	14

VIKINGS – P. Harvin 23 pass from B. Farve (R. Longwell kick) (6-60, 3:38). **BEARS** – R. Gould 29 FG (4-3, 1:25). **BEARS** – J. Knox 67 pass from J. Cutler (R. Gould kick) (1-47, 0:55). **BEARS** – D. Hester 15 pass from J. Cutler (R. Gould kick) (8-70, 4:17). **BEARS** – R. Gould 23 FG (4-1, 0:54). **BEARS** – D. Hester 64 punt return (R. Gould kick). **VIKINGS** – J. Webb 13 run (R. Longwell kick) (4-68, 2:19). **BEARS** – R. Davis 9 pass from J. Cutler (R. Gould kick) (7-53, 4:31). **BEARS** – R. Gould 34 FG (7-29, 3:39). **BEARS** – R. Gould 20 FG (7-30, 3:26).

	Bears	Vikings
First downs	17	16
Total net yards	293	273
Rushes-yards	33-104	24-114
Att-comp-net	24-14-189	33-20-159
Times thrown-yds lost	1-5	4-33
Int-TDs	1-3	3-1
Punts - avg	3-41.7	6-32.7
Penalties-yards	5-72	6-55
Fumbles-lost	1-0	4-2
Time of possession	31:30	28:30

RUSHING

BEARS – M. Forté 17-92; G. Wolfe 4-8; C. Taylor 11-5; J. Cutler 1-(-1). **VIKINGS** – T. Gerhart 16-77; J. Webb 6-38, TD; B. Farve 1-0; P. Harvin 1-(-1).

RECEIVING

BEARS – G. Olsen 4-28; E. Bennett 3-37; J. Knox 2-78, TD; D. Hester 2-23, TD; D. Aromashodu 1-13; R. Davis 1-9, TD; M. Forté 1-6.

VIKINGS – V. Shiancoe 6-41; P. Harvin 5-72, TD; T. Gerhart 3-18; S. Rice 2-23; L. Booker 2-14; G. Camarillo 1-18; J. Kleinsasser 1-6.

PASSING

BEARS – J. Cutler 24-14-194, 3 TDs, INT.

VIKINGS – J. Webb 26-15-129, 2 INTs; B. Farve 7-5-63, INT, TD.

PUNT RETURNS

BEARS – D. Hester 2-67, TD.

VIKINGS – G. Camarillo 1-6.

KICK RETURNS

BEARS – D. Manning 2-49; D. Hester 1-79.

VIKINGS – L. Booker 8-157.

INTERCEPTIONS

BEARS – C. Tillman 1-56; C. Harris 1-25; J. Peppers 1-1.

VIKINGS – A. Allen 1-27.

SACKS

BEARS – C. Wootton 1-12; I. Idonije 1-9; M. Toeaina 1-8; L. Briggs 1-4.

VIKINGS – R. Edwards 1-5.

BEARS DEFENSIVE TACKLES

(based on coaches film review)

(TT-ST) – B. Urlacher 13-10, 2 PBUs; L. Briggs 7-3, 2 PBUs; C. Harris 6-4; J. Peppers 5-3, QBP, PBU; C. Tillman 5-2, TFL; M. Wright 4-3; I. Idonije 4-2, FF; D. Manning 4-2, QBP; A. Adams 3-0, TFL; B. Iwuh 2-2, FF; N. Roach 2-1, QBP, FF; M. Toeaina 2-1, QBP, FR; C. Wootton 1-1; Z. Bowman 1-1; T. Jennings 1-0, PBU; Wilson 1-0; T. Harris 1-0; D. Moore 0-0, TFL; H. Melton 0-0, PBU, FR.



Game 15

Bears 38, Jets 34

Soldier Field (62,310)
Sunday, December 26, 2010

NEW YORK	0	24	7	3	34
CHICAGO	10	7	21	0	38

BEARS – R. Gould 37 FG (9-47, 5:20). **BEARS** – M. Forte 22 run (R. Gould kick) (4-45, 1:53). **JETS** – S. Greene 3 run (N. Folk kick) (8-80, 4:58). **JETS** – D. Lowery 20 interception return (N. Folk kick). **JETS** – L. Tomlinson 3 run (N. Folk kick) (6-36, 2:39). **BEARS** – J. Cutler 2 run (R. Gould kick) (7-64, 3:00). **JETS** – N. Folk 26 FG (9-59, 2:32). **BEARS** – J. Knox 40 pass from J. Cutler (R. Gould kick) (1-40, 0:08). **BEARS** – D. Hester 25 pass from J. Cutler (R. Gould kick) (3-32, 1:37). **JETS** – S. Holmes 23 pass from M. Sanchez (N. Folk kick) (4-66, 1:53). **BEARS** – J. Knox 26 pass from J. Cutler (R. Gould kick) (5-49, 2:30). **JETS** – N. Folk 34 FG (12-51, 6:14).

	Jets	Bears
First downs	24	16
Total net yards	393	322
Rushes-yards	30-124	27-120
Att-comp-net	38-24-269	25-13-202
Times thrown-yds lost	0-0	2-13
Int-TDs	1-1	1-3
Punts - avg	4-40.3	4-44.0
Penalties-yards	3-34	6-31
Fumbles-lost	3-1	0-0
Time of possession	33:51	26:09

RUSHING

JETS – S. Greene 12-70, TD; L. Tomlinson 13-28, TD; B. Smith 2-18; T. Richardson 2-5; S. Holmes 1-3.

BEARS – M. Forte 19-113, TD; C. Taylor 4-4; J. Cutler 4-3, TD.

RECEIVING

JETS – D. Keller 7-79; B. Edwards 6-78; S. Holmes 4-69, TD; S. Greene 2-14; L. Tomlinson 2-14; J. Colchery 2-8; T. Richardson 1-7.

BEARS – J. Knox 4-92, 2 TDs; M. Forte 4-56; D. Hester 3-48, TD; E. Bennett 1-14; G. Olsen 1-5.

PASSING

JETS – M. Sanchez 37-24-269, TD, INT; B. Smith 1-0-0.

BEARS – J. Cutler 25-13-215, 3 TDs, INT.

PUNT RETURNS

JETS – J. Colchery 2-13, M. Cole 1-(-5).

BEARS – D. Hester 1-38.

KICK RETURNS

JETS – B. Smith 3-66; J. McKnight 3-60.

BEARS – D. Manning 2-31; R. Davis 2-30; D. Hester 1-40; J. Knox 1-11; K. Davis 1-2.

INTERCEPTIONS

JETS – D. Lowery 1-20, TD.

BEARS – C. Harris 1-0.

SACKS

JETS – M. Dixon 1-10; B. Thomas 1-3.

BEARS – None.

BEARS DEFENSIVE TACKLES

(based on coaches film review)

C. Tillman 12-8, PBU; C. Harris 11-9, FR; B. Urlacher 10-6, OBP; T. Jennings 8-4, PBU, FF; M. Wright 8-5; L. Briggs 4-2, TFL, 2 PBUs; D. Moore 4-1, PBU; D. Manning 3-3; Z. Bowman 3-3; A. Adams 2-2, FF; N. Roach 2-2; T. Harris 2-2, TFL; I. Idonije 2-1; P. Tinoisamoa 2-1; M. Toaina 2-0, OBP; J. Peppers 0-0, TFL, OBP; H. Melton 0-0, OBP.



Game 16

Packers 10, Bears 3

Lambeau Field (70,833)
Sunday, January 2, 2011

CHICAGO	0	3	0	0	3
GREEN BAY	0	0	3	7	10

BEARS – R. Gould 30 FG (10-62, 5:15). **PACKERS** – M. Crosby 23 FG (6-39, 3:26). **PACKERS** – D. Lee 1 pass from A. Rodgers (M. Crosby kick) (5-75, 2:50).

	Bears	Packers
First downs	13	14
Total net yards	227	284
Rushes-yards	20-110	23-60
Att-comp-net	39-21-117	28-19-224
Times thrown-yds lost	6-51	2-5
Int-TDs	2-0	1-1
Punts - avg	8-45.5	8-43.5
Penalties-yards	6-46	4-30
Fumbles-lost	0-0	2-1
Time of possession	30:40	29:20

RUSHING

BEARS – M. Forte 15-91; C. Taylor 3-11; J. Cutler 2-8.

PACKERS – A. Rodgers 7-21; J. Starks 5-20; B. Jackson 7-19; J. Kuhn 4-0.

RECEIVING

BEARS – M. Forte 8-60; R. Davis 7-63; G. Olsen 5-29; D. Hester 1-16.

PACKERS – D. Driver 5-41; G. Jennings 4-97; J. Nelson 2-39; B. Jackson 2-16; J. Starks 2-15; J. Jones 1-8; J. Kuhn 1-7; A. Quarless 1-5; D. Lee 1-1, TD.

PASSING

BEARS – J. Cutler 39-21-168, 2 INTs.

PACKERS – A. Rodgers 28-19-229, TD, INT.

PUNT RETURNS

BEARS – D. Hester 2-35.

PACKERS – T. Williams 5-50.

KICK RETURNS

BEARS – D. Manning 2-31.

PACKERS – P. Lee 2-47.

INTERCEPTIONS

BEARS – C. Tillman 1-42.

PACKERS – N. Collins 1-24; C. Peprah 1-0.

SACKS

BEARS – T. Harris 1-2; H. Melton 0.5-1.5; B. Urlacher 0.5-1.5.

PACKERS – E. Walden 3-28; C. Woodson 1-8; C. Matthews 1-6; A. Hawk 0.5-4.5; J. Wynn 0.5-4.5.

BEARS DEFENSIVE TACKLES

(based on coaches film review)

(TT-ST) – L. Briggs 8-7; C. Harris 7-4; D. Manning 5-0; B. Urlacher 5-3; A. Adams 5-3, QBP, PBU; I. Idonije 4-3, 2 QBPs; C. Tillman 3-2, TFL, FR; T. Jennings 3-2, 2 PBUs; M. Toaina 3-1; J. Peppers 2-2; T. Harris 2-1, QBP; P. Tinoisamoa 2-1; C. Wootton 1-1, QBP; H. Melton 0-0, QBP; D. Moore 0-0, FF.

CHICAGO BEARS 2010 GAME SUMMARIES



NFC Divisional Playoff Bears 35, Seahawks 24

Soldier Field (62,265)
Sunday, January 16, 2011

SEATTLE	0	0	3	21	24
CHICAGO	14	7	7	7	35

BEARS – G. Olsen 58 pass from J. Cutler (R. Gould kick) (3-66, 1:17). **BEARS** – C. Taylor 1 run (R. Gould kick) (8-50, 4:05). **BEARS** – J. Cutler 6 run (R. Gould kick) (9-63, 4:11). **BEARS** – J. Cutler 9 run (R. Gould kick) (14-70, 7:59). **SEAHAWKS** – O. Mare 30 FG (7-18, 2:20). **SEAHAWKS** – M. Williams 2 pass from M. Hasselbeck (O. Mare kick) (9-33, 2:01). **BEARS** – K. Davis 39 pass from J. Cutler (R. Gould kick) (3-48, 1:37). **SEAHAWKS** – M. Williams 3 pass from M. Hasselbeck (O. Mare kick) (7-74, 2:24). **SEAHAWKS** – B. Stokley 9 pass from M. Hasselbeck (O. Mare kick) (2-55, 0:27).

	Seahawks	Bears
First downs	18	21
Total net yards	276	437
Rushes-yards	12-34	45-176
Att-comp-net	46-26-242	29-15-261
Times thrown-yds lost	2-16	3-13
Int-TDs	0-3	1-2
Punts - avg	9-35.0	5-39.0
Penalties-yards	3-20	8-71
Fumbles-lost	1-0	2-0
Time of possession	22:50	37:10

RUSHING

SEAHAWKS – G. Tate 1-13; J. Forsett 4-9; L. Washington 1-9; M. Lynch 4-2; M. Robinson 1-1; M. Hasselbeck 1-0.
BEARS – M. Forte 25-80; C. Taylor 11-44, TD; J. Cutler 8-43, 2 TDs; E. Bennett 1-9.

RECEIVING

SEAHAWKS – B. Stokley 8-85, TD; B. Obomanu 4-68; M. Williams 4-15, 2 TDs; C. Morrah 3-25; J. Forsett 3-25; J. Carlson 1-14; R. Martin 1-13; L. Washington 1-10; M. Robinson 1-3.
BEARS – J. Knox 4-48; G. Olsen 3-113, TD; M. Forte 3-54; K. Davis 2-42, TD; D. Hester 2-4; E. Bennett 1-13.

PASSING

SEAHAWKS – M. Hasselbeck 46-26-258, 3 TDs.
BEARS – J. Cutler 28-15-274, 2 TDs; M. Forte 1-0-0, INT.

PUNT RETURNS

SEAHAWKS – G. Tate 1-11.
BEARS – D. Hester 2-30.

KICK RETURNS

SEAHAWKS – L. Washington 5-143.
BEARS – D. Manning 1-18; D. Hester 1-6; J. Knox 1-0.

INTERCEPTIONS

SEAHAWKS – A. Curry 1-23.
BEARS – None.

SACKS

SEAHAWKS – C. Clemons 1-6; R. Brock 1-4; L. Tatupe 1-3.
BEARS – T. Harris 1.5-12; I. Idonije 0.5-4.

BEARS DEFENSIVE TACKLES

(based on press box statistics)

(TT-ST) – B. Urlacher 7-7, TFL; L. Briggs 6-6; D. Moore 5-5; T. Jennings 5-3; 2 PDs; J. Bullocks 3-3; C. Tillman 2-2, 3 PDs; T. Harris 2-2, 2 QHs; D. Manning 2-2; J. Peppers 2-2, TFL; M. Wright 2-1, PD; I. Idonije 1-1, TFL; A. Adams 1-1; P. Tinoisamoa 1-1; C. Wootton 1-1; C. Harris 1-0; H. Melton 0-0, QBH.



NFC Championship Packers 21, Bears 14

Soldier Field (62,377)
Sunday, January 23, 2011

GREEN BAY	7	7	0	7	21
CHICAGO	0	0	0	14	14

PACKERS – A. Rodgers 1 run (M. Crosby kick) (7-84, 4:10). **PACKERS** – J. Starks 4 run (5-44; 2:53). **BEARS** – C. Taylor 1 run (R. Gould kick) (8-67, 3:55). **PACKERS** – B. Raji 18 INT return (M. Crosby kick). **BEARS** – E. Bennett 35 pass from C. Hanie (R. Gould kick) (4-60, 1:21).

	Packers	Bears
First downs	23	17
Total net yards	356	301
Rushes-yards	32-120	24-83
Att-comp-net	30-17-236	38-19-218
Times thrown-yds lost	1-8	2-15
Int-TDs	2-0	3-1
Punts - avg	8-41.8	9-37.1
Penalties-yards	6-40	9-89
Fumbles-lost	2-0	1-0
Time of possession	34:04	25:56

RUSHING

PACKERS – J. Starks 22-74, TD; A. Rodgers 7-39, TD; B. Jackson 2-5; J. Kuhn 1-2.
BEARS – M. Forte 17-70; J. Cutler 2-10; C. Hanie 1-3; C. Taylor 3-2, TD; E. Bennett 1-(-2).

RECEIVING

PACKERS – G. Jennings 8-130; J. Nelson 4-67; B. Jackson 1-16; J. Jones 1-10; D. Driver 1-9; J. Kuhn 1-6; J. Sarks 1-6.
BEARS – M. Forte 10-90; E. Bennett 3-45, TD; G. Olsen 3-30; J. Knox 2-56; C. Taylor 1-12.

PASSING

PACKERS – A. Rodgers 30-17-244, 2 INTs
BEARS – C. Hanie 20-13-153, TD, 2 INTs; J. Cutler 14-6-80, INT; T. Collins 4-0-0.

PUNT RETURNS

PACKERS – T. Williams 3-13.
BEARS – D. Hester 3-16; E. Bennett 1-22.

KICK RETURNS

PACKERS – J. Starks 2-30; C. Woodson 1-14.
BEARS – D. Hester 1-24; R. Davis 1-16; D. Manning 1-15; K. Davis 1-8.

INTERCEPTIONS

PACKERS – S. Shields 2-40; B. Raji 1-18, TD.
BEARS – B. Urlacher 1-39; L. Briggs 1-4.

SACKS

PACKERS – S. Shields 1-10; C. Jenkins 0.5-2.5; C. Matthews 0.5-2.5
BEARS – B. Urlacher 1-8.

BEARS DEFENSIVE TACKLES

(based on press box statistics)

(TT-ST) – Urlacher 10-9, 2 TFLs, QBH, PD; Manning 6-5, TFL; Wright 5-5; C. Harris 5-5; Moore 5-5; Briggs 5-4, PD; Jennings 5-4; Tillman 5-3; Peppers 2-2, QBH; Tinoisamoa 2-2; Melton 2-2; Idonije 2-0, QBH; T. Harris 0-0, QBH.



WON 1, LOST 1

01/16	SEATTLE	W	35-24	62,265
01/23	GREEN BAY	L	14-21	62,377

	Bears	Opp
Total First Downs	38	41
Rushing	16	10
Passing	21	25
Penalty	1	6
3rd Down: Made/Att	11/31	5/25
3rd Down Pct.	35.5	20.0
4th Down: Made/Att	2/4	0/0
4th Down Pct.	50.0	0.0
Possession Avg.	31:33	28:37
Total Net Yards	738	632
Avg. Per Game	369.0	316.0
Total Plays	141	123
Avg. Per Play	5.2	5.1
Net Yards Rushing	259	154
Avg. Per Game	129.5	77.0
Total Rushes	69	44
Net Yards Passing	479	478
Avg. Per Game	239.5	239.0
Sacked/Yards Lost	5/28	3/24
Gross Yards	507	502
Attempts/Completions	67/34	76/43
Completion Pct.	50.7	56.6
Had Intercepted	4	2
Punts/Average	14/37.8	17/38.2
Net Punting Avg.	34.6	33.0
Penalties/Yards	17/160	9/60
Fumbles/Ball Lost	3/0	3/0
Touchdowns	7	6
Rushing	4	2
Passing	3	3
Returns	0	1

SCORE BY PERIOD	1	2	3	4	OT	Tot
BEARS	14	7	7	21	0	49
Opponents	7	7	3	28	0	45

SCORING	TDs:	Ru	Pa	RtK	PAT	FG	2Pt	Pts
Cutler	2	2	0	0			0	12
Taylor	2	2	0	0			0	12
Gould	0	0	0	0	7/7	0/0	0	7
Olsen	1	0	1	0			0	6
Bennett	1	0	1	0			0	6
K. Davis	1	0	1	0			0	6
BEARS	7	4	3	0	7/7	0/0	0	49
Opps.	6	2	3	1	6/6	1/1	0	45

2-Pt. Conversions: BEARS 0/0, Opponents: 0/0

SACKS: Harris 1.5, Urlacher 1.0, Idonije 0.5.

TEAM 3.0, OPPONENTS 5.0

RUSHING	No	Yds	Avg	Lg	TD
Matt Forté	42	150	3.6	14	0
Jay Cutler	10	53	5.3	21	2
Chester Taylor	14	46	3.3	11	2
Earl Bennett	2	7	3.5	9	0
Caleb Hanie	1	3	3.0	3	0
BEARS	69	259	3.8	21	4
Opponents	44	154	3.5	25	2

RECEIVING	No	Yds	Avg	Lg	TD
Matt Forté	13	144	11.1	26	0
Greg Olsen	6	143	23.8	58t	1
Johnny Knox	6	104	17.3	32	0
Earl Bennett	4	58	14.5	35t	1
Kellen Davis	2	42	21.0	39t	1
Devin Hester	2	4	2.0	6	0
Chester Taylor	1	12	12.0	12	0
BEARS	34	507	14.9	58t	3
Opponents	43	502	11.7	46	3

INTERCEPTIONS	No	Yds	Avg	Lg	TD
Brian Urlacher	1	39	39.0	39	0
Lance Briggs	1	4	4.0	4	0
BEARS	2	43	21.5	39	0
Opponents	4	81	20.3	32	1

PUNTING	No	Yds	Avg	Net	TB	In20	Lg	B
Brad Maynard	14	529	37.8	34.6	1	5	48	0
BEARS	14	529	37.8	34.6	1	5	48	0
Opponents	17	649	38.2	33.0	1	6	65	0

PUNT RETURNS	Ret	FC	Yds	Avg	Lg	TD
Devin Hester	5	3	46	9.2	26	0
Earl Bennett	1	0	22	22.0	22	0
BEARS	6	3	68	11.3	26	0
Opponents	4	1	24	6.0	11	0

KICK RETURNS	No	Yds	Avg	Lg	TD
Danicael Manning	2	33	16.5	18	0
Devin Hester	2	30	15.0	24	0
Rashied Davis	1	16	16.0	16	0
Kellen Davis	1	8	8.0	8	0
Johnny Knox	1	0	0.0	0	0
BEARS	7	87	12.4	24	0
Opponents	8	187	23.4	62	0

FIELD GOALS	1-19	20-29	30-39	40-49	50+
Robbie Gould	0/0	0/0	0/0	0/0	0/0
BEARS	0/0	0/0	0/0	0/0	0/0
Opponents	0/0	0/0	1/1	0/0	0/0
Gould: () ()					
Opponents: (30G) ()					

PASSING	Att	Cmp	Yds	Cmp%	Yd/Att	TD	TD%	Int	Int%	Lg	Sack/Lost	Rating
Jay Cutler	42	21	354	50.0	8.4	2	4.8	1	2.4	58t	5/28	84.8
Caleb Hanie	20	13	153	65.0	7.7	1	5.0	2	10.0	35t	0/0	65.2
Todd Collins	4	0	0	0.0	0.0	0	0.0	0	0.0	0	0/0	39.6
Matt Forté	1	0	0	0.0	0.0	0	0.0	1	100.0	0	0/0	0.0
BEARS	67	34	507	50.7	7.6	3	4.5	4	6.0	58t	5/28	66.0
Opponents	76	43	502	56.6	6.6	3	3.9	2	2.6	46	3/24	78.9

CHICAGO BEARS 2010 NFL STANDINGS

NATIONAL FOOTBALL CONFERENCE

North Division						
	W	L	T	Pct.	PF	PA
CHICAGO-z	11	5	0	.688	334	286
Green Bay-y	10	6	0	.625	388	240
Detroit	6	10	0	.375	362	369
Minnesota	6	10	0	.375	281	348
East Division						
Philadelphia-z	10	6	0	.625	439	377
N.Y. Giants	10	6	0	.625	394	347
Dallas	6	10	0	.375	394	436
Washington	6	10	0	.375	302	377
South Division						
Atlanta-z	13	3	0	.813	414	288
New Orleans-y	11	5	0	.688	384	307
Tampa Bay	10	6	0	.625	341	318
Carolina	2	14	0	.125	196	408
West Division						
Seattle-z	7	9	0	.438	310	407
St. Louis	7	9	0	.438	289	328
San Francisco	6	10	0	.375	305	346
Arizona	5	11	0	.313	289	434

z-Division Winner

AMERICAN FOOTBALL CONFERENCE

North Division						
	W	L	T	Pct.	PF	PA
Pittsburgh-z	12	4	0	.750	375	232
Baltimore-y	12	4	0	.750	357	270
Cleveland	5	11	0	.313	271	332
Cincinnati	4	12	0	.250	322	395
East Division						
New England-z	14	2	0	.875	518	313
N.Y. Jets-y	11	5	0	.688	367	304
Miami	7	9	0	.438	273	333
Buffalo	4	12	0	.250	283	425
South Division						
Indianapolis-z	10	6	0	.625	435	388
Jacksonville	8	8	0	.500	353	419
Houston	6	10	0	.375	390	427
Tennessee	6	10	0	.375	356	339
West Division						
Kansas City-z	10	6	0	.625	366	326
San Diego	9	7	0	.563	441	322
Oakland	8	8	0	.500	410	371
Denver	4	12	0	.250	344	471

y-Wild Card qualifier for playoffs

2010 NFL POST-SEASON

Home team in CAPS

NFC Wild Card Playoff Games
SEATTLE 41, New Orleans 36
Green Bay 21, PHILADELPHIA 16

NFC Divisional Playoff Games
Green Bay 48, ATLANTA 21
CHICAGO 35, Seattle 24

NFC Championship Game
Green Bay 21, CHICAGO 14

AFC Wild Card Playoff Games
N.Y. Jets 17, INDIANAPOLIS 16
Baltimore 30, KANSAS CITY 7

AFC Divisional Playoff Games
PITTSBURGH 31, Baltimore 24
N.Y. Jets 28, NEW ENGLAND 21

AFC Championship Game
PITTSBURGH 24, N.Y. Jets 19

AFC-NFC PRO BOWL at Aloha Stadium, Honolulu, Hawaii
NFC 55, AFC 41

SUPER BOWL XLV at Cowboys Stadium, Arlington, Texas
Green Bay Packers (NFC) 31, Pittsburgh Steelers (AFC) 25

- Philadelphia finished ahead of the N.Y. Giants based on head-to-head win percentage.
- Seattle finished ahead of St. Louis based on better division record (4-2 to Rams 3-3).
- Green Bay finished ahead of the N.Y. Giants and Tampa Bay for second Wild Card based on strength of victory.
- Pittsburgh finished ahead of Baltimore based on better division record (5-1 to Ravens 4-2).
- Indianapolis finished ahead of Kansas City based on head-to-head win percentage.



CHICAGO BEARS RECORDS

CHICAGO BEARS THE LAST TIME...

Blocked Extra Point

- By Bears — Israel Idonije, at Buffalo, 11/7/10 (Rian Lindell kicker)
- By Opp. — Dale Carter, at Kansas City, 11/21/93 (Kevin Butler kicker)

Deflected Field Goal (kick is missed but advances beyond line of scrimmage)

- By Bears — Danieal Manning, at Detroit, 9/30/07 (Jason Hanson 39-yard attempt)
- By Opp. — Antonio Dixon, vs. Philadelphia, 11/22/09 (Robbie Gould 48-yard attempt)

Blocked Field Goal

- By Bears — Julius Peppers, vs. Green Bay, 9/27/10 (Mason Crosby 37-yard attempt)
- By Opp. — Craig Terrill, vs. Seattle, 10/17/10 (Robbie Gould 54-yard attempt)

Blocked Field Goal for TD

- By Bears — Virgil Livers, vs. Oakland, 10/1/78 (Mike Spivey returned 71 yards for TD)
- By Opp. — Shaun Rogers, vs. Detroit, 9/12/04 (Bracy Walker returned 92 yards for TD)

Blocked Punt

- By Bears — Craig Steltz, vs. Minnesota, 10/19/08 (punter Chris Kluwe)
- By Opp. — Jim Kleinsasser, at Minnesota, 1/1/06 (punter Brad Maynard)

Blocked Punt for TD

- By Bears — Garrett Wolfe, vs. Minnesota, 10/19/08 (Blocked by Craig Steltz; Returned 17 yards for TD)
- By Opp. — Eric Howard, vs. New York Giants, 9/14/87 (Tom Flynn recovered in end zone)

Deflected Punt (punt advances beyond line of scrimmage)

- By Bears — Never
- By Opp. — David Tyree, vs. New York Giants, 12/02/07 (punter Brad Maynard)

Fake Field Goal for TD

- By Bears — Brad Maynard 12-yard pass to Dustin Lyman, at Green Bay, 12/1/02
- By Opp. — John Kidd 2-yard run, at San Diego, 11/14/93

Fumble Returned for TD

- By Bears — Rashied Davis, vs. Minnesota, 10/19/08 (recovered fumble by Desmond Clark in end zone)
- By Opp. — Gary Guyton, vs. New England, 12/12/10 (35 yards)

Intercepted Pass Returned for TD

- By Bears — D.J. Moore, vs. Washington, 10/24/10 (54 yards)
- By Opp. — Dwight Lowery, vs. New York Jets, 12/26/10 (20 yards)

Kickoff Returned for TD

- By Bears — Johnny Knox, vs. Detroit, 10/4/09 (102 yards)
- By Opp. — Casey FitzSimmons, at Detroit, 9/30/07 (41 yards)

Linebacker Scored TD

- By Bears — Lance Briggs, at Indianapolis, 9/7/08 (21-yard fumble return)
- By Opp. — Gary Guyton, vs. New England, 12/12/10 (35-yard fumble return)

Missed Extra Point (kick not blocked)

- By Bears — Robbie Gould, at Pittsburgh, 12/11/05 (wide left)
- By Opp. — Shane Graham, vs. New England, 12/12/10 (wide right)

Missed Field Goal Returned

- By Bears — Devin Hester, at N.Y. Giants, 11/12/06, 108 yds. (TD)
- Nathan Vasher, vs. San Francisco, 11/13/05, 108 yds. (TD)
- By Opp. — Antrel Rolle, vs. Arizona, 11/8/09, 59 yds.

Offensive Lineman Caught a Pass

- By Bears — Chris Williams, vs. Washington, 10/24/10 (4 yards)
- By Opp. — Chris Hinton, vs. Atlanta, 10/3/93 (-8 yards)

Quarterback Caught a Pass

- By Bears — Rex Grossman from Thomas Jones, at Green Bay, 9/10/06 (-4 yards)
- By Opp. — Michael Vick from Vick (tipped by Alex Brown), vs. ATL., 12/18/2005 (-14 yards)

Offensive Lineman Scored TD

- By Bears — John St. Clair, vs. Kansas City, 9/16/07 (2-yard touchdown reception)
- By Opp. — None since at least 1962

* NFL Record

† Tied NFL Record

Regular season games only



Defensive Lineman Scored TD

- By Bears — Michael Haynes (DE), at Tennessee, 11/11/04 (45-yard interception return)
- By Opp. — Jason Hunter (DE), at Green Bay, 11/16/08 (54-yard fumble return)

Muff Recovered for TD

- By Bears — Zackary Bowman, vs. Minnesota, 10/19/08 (muffed punt recovered in end zone)
- By Opp. — Never

Punt Returned for TD

- By Bears — Devin Hester, at Minnesota, 12/20/10 (64 yards)
- By Opp. — Dez Bryant, at Dallas, 9/19/10 (62 yards)

Recovered Own Onside Kick

- By Bears — Ahmad Merritt, vs. Green Bay, 9/29/03 (4th quarter, Paul Edinger kicker)
- By Opp. — Jack Brewer, at NY Giants, 11/7/04 (4th quarter, Steve Christie kicker)

Two-Point Conversion

- By Bears — Matt Forte pass from Jay Cutler, at Buffalo, 11/7/10
- By Opp. — Greg Jennings pass from Aaron Rodgers, vs. Green Bay 12/13/09

Safety

- By Bears — TEAM (Penalty on Jahri Evans in end zone), vs. New Orleans, 12/30/07
- Danieal Manning, at Green Bay, 9/13/09 (sacked Aaron Rodgers in end zone)
- By Opp. — TEAM (Brad Maynard ran out of end zone), at Washington, 12/23/01
- Jordan Babineaux, vs. Seattle, 10/17/10 (sacked Jay Cutler in end zone)

Shutout

- By Bears — 16-0 at Miami, 11/18/10
- By Opp. — 15-0 vs. Tampa Bay, 12/29/02

3 TDs

- By Bears — Greg Olsen, vs. Arizona, 11/8/09 (3 receiving)
- By Opp. — Adrian Peterson, vs. Minnesota, 10/14/07 (3 rushing)

3 TDs Rushing

- By Bears — Rashaan Salaam, vs. Tampa Bay, 12/17/95
- By Opp. — Adrian Peterson, vs. Minnesota, 10/14/07

3 TDs Receiving

- By Bears — Greg Olsen, vs. Arizona, 11/8/09
- By Opp. — Cris Carter, vs. Minnesota, 11/14/99

3 TD Passes

- By Bears — Jay Cutler, vs. New York Jets, 12/26/10
- By Opp. — Joe Flacco, at Baltimore, 12/20/09 (4 TD passes)

4 TDs Rushing

- By Bears — Bobby Douglass, at Green Bay, 11/4/73
- By Opp. — Jim Taylor, vs. Green Bay, 11/4/62

4 TDs Receiving

- By Bears — Mike Ditka, at LA Rams, 10/13/63
- By Opp. — Never

4 TD Passes

- By Bears — Jay Cutler, vs. Philadelphia, 11/28/10
- By Opp. — Joe Flacco, at Baltimore, 12/20/09

4 Field Goals

- By Bears — Robbie Gould, at Minnesota, 12/20/10 (4 for 4)
- By Opp. — David Akers, vs. Philadelphia, 11/28/10 (4 for 4)

5 TD Passes

- By Bears — Ray Buivid, vs. Chicago Cardinals, 12/5/37
- By Opp. — Kurt Warner, vs. Arizona, 11/8/09 (5 TD passes)

5 Field Goals

- By Bears — Mac Percival, at Philadelphia, 10/20/68 (5-for-5)
- By Opp. — Jason Elam, at Atlanta, 10/12/08 (5 for 6)

CHICAGO BEARS THE LAST TIME...

100-yards Rushing

- By Bears — Matt Forté, vs. New York Jets, 12/26/10 (113 yards on 19 carries; 5.9 ypc)
- By Opp. — Ryan Torain, vs. Washington, 10/24/10 (125 yards on 21 carries; 6.0 ypc)

100-yards Receiving

- By Bears — Earl Bennett, at Detroit, 12/5/10 (104 yards on 7 receptions; 14.9 ypc)
- By Opp. — Deion Branch, vs. New England, 12/12/10 (151 yards on 8 receptions; 13.2 ypc)
- Wes Welker, vs. New England, 12/12/10 (115 yards on 8 receptions; 14.4 ypc)

10 Catches

- By Bears — Marty Booker (10-157), vs. Detroit, 11/24/02
- By Opp. — Steve Johnson (10-123), at Buffalo, 11/7/10

100-yards Rushing and Receiving

- By Bears — Walter Payton (104 rushing, 102 receiving), at LA Rams, 12/26/82
- By Opp. — Pierre Thomas (105 rushing, 121 receiving), vs. New Orleans, 12/30/07

100-Yards Rushing and Receiving (two players)

- By Bears — Thomas Jones (113 rushing) and Muhsin Muhammad (123 receiving), at N.Y. Giants, 11/12/06
- By Opp. — Ahmad Bradshaw (129 rushing) and Hakeem Nicks (110 receiving) at N.Y. Giants, 10/3/10

10 Receptions and 10 Carries

- By Bears — James Allen, vs. Green Bay, 12/3/00 (17 carries, 11 rec.)
- By Opp. — Pierre Thomas, vs. New Orleans, 12/30/07 (20 carries, 12 rec.)

Two 100-yard Rushers

- By Bears — Walter Payton (107) and Matt Suhey (102), vs. Detroit, 11/10/85
- By Opp. — Norris Weese (120) and Ottis Armstrong (116), vs. Denver, 12/12/76

Two 100-yard Receivers

- By Bears — Marty Booker (10-157) and Dez White (8-106), vs. Detroit, 11/24/02
- By Opp. — Deion Branch (8-151) and Wes Welker (8-115), vs. New England, 12/12/10

Two 10 Catch Receivers

- By Bears — Marcus Robinson (11-170) and Bobby Engram (10-94), vs. Detroit, 12/19/99
- By Opp. — Warrick Dunn (12-138) and Keyshawn Johnson (12-89), at Tampa Bay, 11/18/01

Three 100-yard Receivers

- By Bears — Never
- By Opp. — George Farmer (9-183), Preston Dennard (5-122), Wendell Tyler (8-102) at LA Rams, 12/26/82

200 yards Rushing

- By Bears — Walter Payton, vs. Minnesota, 11/20/77 (275 yards on 40 carries)
- By Opp. — Adrian Peterson, vs. Minnesota, 10/14/07 (224 yards on 20 carries; 11.2 ypc)

200 yards Receiving

- By Bears — Johnny Morris, at Dallas, 11/18/62 (201 yards on 10 receptions)
- By Opp. — Terrell Owens, at San Francisco, 12/17/00 (283 yards on 20 receptions)*

300 yards Passing

- By Bears — Jay Cutler vs. Detroit, 9/12/10 (23 of 35 for 372; 2 TDs, 1 INT)
- By Opp. — Tom Brady, vs. New England, 12/12/10 (27 of 40 for 369; 2 TDs, 0 INTs)

400 yards Passing

- By Bears — Jim Miller, vs. Minnesota, 11/14/99 (34 of 48 for 422 yards; 3 TDs, 1 INT)
- By Opp. — Brian Griese, vs. Tampa Bay, 9/21/08 (38 of 67 for 407; 2 TDs, 3 INTs)

Back-to-back 100-yard Rushing Games

- By Bears — Thomas Jones, at NYG, 11/12/06 (113 - 30, 3.8 ypc); at NYJ, 11/19/06 (121 - 23, 5.3 ypc)
- By Opp. — Steven Jackson, vs. St. Louis, 12/6/09 (112 - 28 carries; 4.0 ypc); Ryan Grant, vs. Green Bay, 12/13/09 (137 - 20, 6.9 ypc)

Back-to-back 100-yard Receiving Games

- By Bears — Marcus Robinson, vs. Minn., 11/14/99 (7-148); at SD, 11/21/99 (6-163)
- By Opp. — Jermichael Finley, vs. Green Bay, 9/27/10 (9-115); Hakeem Nicks, at N.Y. Giants, 10/3/10 (8-110)

Back-to-back 300-yard Passing Games

- By Bears — Jay Cutler, vs. Arizona, 11/8/09 (369); at San Francisco, 11/12/09 (307)
- By Opp. — Tony Romo at Dallas, 9/19/10 (374); Aaron Rodgers, vs. Green Bay, 9/27/10 (316)



SCORING

Points

- *144 Kevin Butler, 1985 (51 XPs, 31 FGs)
- 132 Gale Sayers, 1965 (22 TDs)
- 84 Paul Edinger, 2000 (21 XPs, 21 FGs)

Touchdowns

- *22 Gale Sayers, 1965
- 12 **Matt Forté**, 2008
- Mike Ditka, 1961
- Harlon Hill, 1954

Field Goals

- 31 Kevin Butler, 1985
- 21 **Robbie Gould**, 2005
- Paul Edinger, 2000

RUSHING

Attempts

- 316 **Matt Forté**, 2008
- 296 Rashaan Salaam, 1995
- 278 Anthony Thomas, 2001

Yards

- 1,238 **Matt Forté**, 2008
- 1,183 Anthony Thomas, 2001
- 1,074 Rashaan Salaam, 1995

Touchdowns

- 14 Gale Sayers, 1965
- 10 Rashaan Salaam, 1995
- 8 **Matt Forté**, 2008
- Hugh Gallarneau, 1941
- Beattie Feathers, 1934

PASSING

Attempts

- 368 Kyle Orton, 2005
- 235 Cade McNown, 1999
- 210 Jim McMahon, 1982

Completions

- 190 Kyle Orton, 2005
- 127 Cade McNown, 1999
- 120 Jim McMahon, 1982

Yards

- 1,869 Kyle Orton, 2005
- 1,501 Jim McMahon, 1982
- 1,465 Cade McNown, 1999

Touchdowns

- 9 Kyle Orton, 2005
- Jim McMahon, 1982
- 8 Cade McNown, 1999
- Zeke Bratkowski, 1954

Interceptions

- 17 Zeke Bratkowski, 1954
- 13 Kyle Orton, 2005
- 11 Bob Avellini, 1975

RECEIVING

Receptions

- 63 **Matt Forté**, 2008
- 56 Mike Ditka, 1961
- 45 **Johnny Knox**, 2009
- Harlon Hill, 1954

Yards

- 1,124 Harlon Hill, 1954
- 1,076 Mike Ditka, 1961
- 836 Willie Gault, 1983

Touchdowns

- 12 Mike Ditka, 1961
- Harlon Hill, 1954
- 8 Willie Gault, 1983

SACKS

- 12.0 Mark Anderson, DE, 2006
- 9.0 Wally Chambers, DT, 1973#
- 8.0 **Brian Urlacher**, LB, 2000

All sack statistics prior to 1982 are unofficial.

INTERCEPTIONS

- 10 Mark Carrier, 1990
- 8 Johnny Lujack, 1948
- 7 Charlie Sumner, 1955

PUNTS

Punts

- 83 Dave Finzer, 1984
- 57 Fred Morrison, 1950
- 55 Todd Sauerbrun, 1995

Average

- 44.8 George Gulyanics, 1947
- 43.3 Sid Luckman, 1939
- Fred Morrison, 1950

PUNT RETURNS

Returns

- *57 Lew Barnes, 1986
- 47 **Devin Hester**, 2006
- 43 Jeff Fisher, 1981

Yards

- 600 **Devin Hester**, 2006
- 509 Jeff Fisher, 1981
- 482 Lew Barnes, 1986

Touchdowns

- 3 **Devin Hester**, 2006
- 1 Four; Last: Johnny Bailey, 1990

KICKOFF RETURNS

Returns

- 32 **Johnny Knox**, 2009
- 29 Brian Baschnagel, 1976
- 27 Ike Hill, 1973

Yards

- 927 **Johnny Knox**, 2009
- 754 Brian Baschnagel, 1976
- 660 Gale Sayers, 1965

Touchdowns

- 2 **Devin Hester**, 2006
- 1 Four; Last: **Johnny Knox**, 2009

* NFL Record

† Tied NFL Record

CHICAGO BEARS INDIVIDUAL RECORDS

SERVICE

PLAYER

Pro Bowls (years are when Pro Bowl was played)

- 10 Mike Singletary, 1984-93
- 9 Walter Payton, 1976; 78-81; 84-87
- 8 Dick Butkus, 1966-73
- Doug Atkins, 1958-64; 66
- Bill George, 1955-62

Seasons

- 14 Doug Buffone, 1966-79
- Bill George, 1952-65
- 13 Olin Kreutz, 1998-2010
- Patrick Mannelly**, 1998-2010
- Keith Van Horne, 1981-93
- Steve McMichael, 1981-93
- Walter Payton, 1975-87
- Jim Osborne, 1972-84
- Clyde (Bulldog) Turner, 1940-52
- George Trafton, 1920-32

Games

- 205 **Patrick Mannelly**, 1998-2010
- 191 Olin Kreutz, 1998-2010
- Steve McMichael, 1981-93

Starts

- 184 Walter Payton, 1975-87
- 183 Olin Kreutz, 1998-2010
- 172 Mike Singletary, 1981-92

Consecutive games

- 191 Steve McMichael, 1981-93
- 186 Walter Payton, 1975-87
- 179 Mike Hartenstine, 1975-86

COACH

Seasons

- *40 George Halas, 1920-29, 1933-42, 1946-55, 1958-67
- 11 Mike Ditka, 1982-92
- 7 **Lovie Smith**, 2004-10
- Dave Wannstedt, 1993-98
- 5 Dick Jauron, 1999-2003
- 4 Neill Armstrong, 1978-81
- Jim Dooley, 1968-71
- (Hunk) Anderson / Luke Johnsos
- co-coaches, 1942-45

Consecutive seasons

- 11 Mike Ditka, 1982-92
- 10 George Halas, 1958-67
- George Halas, 1946-55
- George Halas, 1933-42
- George Halas, 1920-29
- 7 **Lovie Smith**, 2004-2010
- 6 Dave Wannstedt, 1993-98
- 5 Dick Jauron, 1999-2003

SCORING

POINTS

Lifetime

- 1,116 Kevin Butler, 1985-95 (387 XP, 243 FG)
- 750 Walter Payton, 1975-87 (125 TD)
- 685 **Robbie Gould**, 2005-10 (208 XP, 159 FG)

Season

- 144 Kevin Butler, 1985 (51 XP, 31 FG)
- 143 **Robbie Gould**, 2006 (47 XP, 32 FG)
- 132 Gale Sayers, 1965 (22 TD)

Game

- 36 Gale Sayers, vs. SF, 12/12/65 (6 TD)
- 24 Last: Bobby Douglass, at GB, 11/4/73

Consecutive games

- 93 **Robbie Gould**, 10/9/05-1/2/11
- 83 George Blanda, 10/28/51-11/9/58
- 66 Kevin Butler, 9/9/90-9/12/94

TOUCHDOWNS

(Rushes, receptions, & returns)

Lifetime

- 125 Walter Payton, 1975-87 (110-15-0)
- 71 Neal Anderson, 1986-93 (51-20-0)
- 59 Rick Casares, 1955-64 (49-10-0)

Season

- 22 Gale Sayers, 1965 (14-6-2)
- 16 Walter Payton, 1977; 1979 (14-2-0)
- 15 Neal Anderson, 1989 (11-4-0)

Game

- †6 Gale Sayers, vs. SF, 12/12/65 (4-1-1)
- 4 Last: Bobby Douglass, at GB, 11/4/73 (4-0-0)

Consecutive games

- 8 Rick Casares, 11/1/59-9/25/60
- 7 Last: Curtis Conway, 9/24-11/12/95

EXTRA POINTS MADE

Lifetime

- 387 Kevin Butler, 1985-95
- 247 George Blanda, 1949-58
- 245 Bob Thomas, 1975-84

Season

- 52 Roger Leclerc, 1965
- 51 Kevin Butler, 1985
- 47 **Robbie Gould**, 2006

Game

- 8 Bob Snyder, at NYG, 11/14/43
- 7 Last: Bob Thomas, vs. GB, 12/7/80

EXTRA POINT ATTEMPTS

Lifetime

- 397 Kevin Butler, 1985-95
- 268 Bob Thomas, 1975-84
- 250 George Blanda, 1949-58



Season

- 52 Roger Leclerc, 1965
- Ray (Scooter) McLean, 1947

- 51 Kevin Butler, 1985
- 47 **Robbie Gould**, 2006
- George Blanda, 1956

Game

- 9 Bob Thomas, vs. GB, 12/7/80
- 8 Roger Leclerc, at BAL, 11/25/62
- George Blanda, vs. BAL, 10/21/56
- Bob Snyder, at NYG, 11/14/43

CONSECUTIVE EXTRA POINTS

Lifetime

- 194 **Robbie Gould**, 12/18/05-current
- 156 George Blanda, 10/28/51 - 10/21/56
- 143 Mac Percival, 11/19/67 - 11/4/73

Season

- 52 Roger Leclerc, 1965
- 51 Kevin Butler, 1985
- 47 **Robbie Gould**, 2006

Game

- 8 Bob Snyder, at NYG, 11/14/43
- 7 Last: Bob Jencks, at LA Rams, 10/13/63

FIELD GOALS MADE

Lifetime

- 243 Kevin Butler, 1985-95
- 159 **Robbie Gould**, 2005-10
- 128 Bob Thomas, 1975-84

Season

- 32 **Robbie Gould**, 2006
- 31 **Robbie Gould**, 2007
- Kevin Butler, 1985
- 28 Kevin Butler, 1986

Game

- 5 Mac Percival, at PHI, 10/20/68
- Roger Leclerc, vs. DET, 12/3/61
- 4 Last: **Robbie Gould**, at MIN, 12/20/10

Long

- 55 Kevin Butler, at TB, 12/12/93
- Kevin Butler, vs. MIN, 10/25/93
- Bob Thomas, at LA Rams, 11/23/75
- 54 Last: **Robbie Gould**, at DET, 12/5/10

50+ Yards (lifetime)

- 16 Kevin Butler, 1985-95
- 13 Paul Edinger, 2000-04
- 5 **Robbie Gould**, 2005-10

50+ Yards (season)

- 5 Paul Edinger, 2002
- Kevin Butler, 1993
- 4 Kevin Butler, 1990

FIELD GOAL ATTEMPTS

Lifetime

- 333 Kevin Butler, 1985-95
- 205 Bob Thomas, 1975-84
- 201 George Blanda, 1949-58

Season

- 41 Kevin Butler, 1986
- 38 Kevin Butler, 1985
- 37 Kevin Butler, 1990

Game

- 7 Roger Leclerc, vs. GB, 11/17/63
- 6 Last: Kevin Butler, at GB, 11/8/87
- 5 Last: **Robbie Gould**, vs. PHI, 11/22/09

CONSECUTIVE FIELD GOALS

Lifetime

- 26 **Robbie Gould**, 12/25/05 - 11/19/06
- 24 Kevin Butler, 10/16/88 - 12/3/89
- 21 Jeff Jaeger, 11/3/96 - 11/16/97

Game (no misses)

- 5 Mac Percival, at PHI, 10/20/68
- Roger Leclerc, vs. DET, 12/3/61
- 4 Last: **Robbie Gould**, at MIN, 12/20/10

Games

- 22 **Robbie Gould**, 10/23/05 - 11/26/06
- 16 **Robbie Gould**, 11/11/07 - 11/6/08
- 13 Kevin Butler, 9/9 - 12/9/90
- Kevin Butler, 11/10/85 - 10/12/86

FIELD GOAL PCT.

Lifetime (25+ attempts)

- 85.5 **Robbie Gould**, 2005-10 (159-of-186)
- 75.9 Jeff Jaeger, 1996-99 (63-of-83)
- 75.3 Paul Edinger, 2000-04 (110-of-146)

Season (10+)

- 89.7 **Robbie Gould**, 2008 (26-of-29)
- 88.9 **Robbie Gould**, 2006 (32-of-36)
- 86.1 **Robbie Gould**, 2007 (31-of-36)

MISSED FIELD GOAL RETURNS

Touchdowns

- 1 Nathan Vasher, vs. SF, 11/13/05 (108 yards)
- Devin Hester, at NYG, 11/12/06 (108 yards)

TWO-POINT CONVERSIONS (Since 1994)

Lifetime

- 2 **Matt Forté**, 2008-10
- 1 16 times, Last: **Earl Bennett**, 2008-10

Season (same as "Lifetime")

- 1 18 times, Last: **Matt Forté**, 2010

Game (same as "Lifetime")

CHICAGO BEARS INDIVIDUAL RECORDS

SAFETIES

Lifetime

- 3 Steve McMichael, 1981-93

NET YARDS

(Rushes, receptions, & returns)

ATTEMPTS

Lifetime

- 4,368 Walter Payton, 1975-87
1,619 Neal Anderson, 1986-93
1,579 Rick Casares, 1955-64

Season

- 427 Walter Payton, 1984
402 Walter Payton, 1979
383 Walter Payton, 1978

Game

- 41 Walter Payton, vs. MIN, 11/20/77;
at BUF, 10/7/79
40 James Allen, vs. NE, 12/10/00
Walter Payton, at DAL, 11/26/81
39 Walter Payton, vs. SD, 10/25/81

YARDS

Lifetime

- 21,803 Walter Payton, 1975-87
9,435 Gale Sayers, 1965-71
8,929 Neal Anderson, 1986-93

Season

- 2,440 Gale Sayers, 1966
2,272 Gale Sayers, 1965
2,216 Walter Payton, 1977

* NFL Record

† Tied NFL Record

Game

- 339 Gale Sayers, vs. MIN, 12/18/66
336 Gale Sayers, vs. SF, 12/12/65
300 Walter Payton, at NO, 12/21/75

RUSHING

ATTEMPTS

Lifetime

- 3,838 Walter Payton, 1975-87
1,515 Neal Anderson, 1986-93
1,386 Rick Casares, 1955-64

Season

- 381 Walter Payton, 1984
369 Walter Payton, 1979
339 Walter Payton, 1977; 1981

Game

- 40 Walter Payton, vs. MIN, 11/20/77
39 Walter Payton, at BUF, 10/7/79
38 Walter Payton, at DAL, 11/26/81

YARDS GAINED

Lifetime

- 16,726 Walter Payton, 1975-87
6,166 Neal Anderson, 1986-93
5,657 Rick Casares, 1955-64

Season

- 1,852 Walter Payton, 1977
1,684 Walter Payton, 1984
1,610 Walter Payton, 1979

Game

- 275 Walter Payton, vs. MIN, 11/20/77
205 Walter Payton, at GB, 10/30/77
Gale Sayers, at GB, 11/3/68
197 Gale Sayers, vs. MIN, 12/18/66

SHUTOUTS

The Bears have been involved in 192 shutouts in their 91-year history. Chicago has won 118 of the shutouts and lost 57, while 17 of the blankings resulted in a 0-0 tie (all before 1933). The last shutout the Bears were a part of was a 16-0 win at Miami (11/18/10) during the 2010 season. Previously, the last time the Bears shut out an opponent was during the 2006 season, a 10-0 win at the New York Jets (11/19/06). The Bears were last shut out in the final game of the 2002 season, a 15-0 loss to Tampa Bay (12/29/02), a span of 134 games (includes six postseason games).

By Month:

September	11-12-4
October	43-15-4
November	45-14-4
December	17-15-5
January	2-1-0
TOTAL	118-57-17

At home:	67-23-10
On the road:	51-34-7

By Decade:

1920-29	48-15-13
1930-39	25-10-4
1940-49	12-2-0
1950-59	2-1-0
1960-69	5-11-0
1970-79	7-11-0
1980-89	10-4-0
1990-99	4-0-0
2000-09	4-3-0
2010-	1-0-0
TOTAL	118-57-17

The above breakdowns include playoff games; the Bears are 4-1 in postseason shutouts.



INDIVIDUAL RECORDS



Long

- 86 Bill Osmanski, (TD) 10/15/39
- 85 Pete Stinchcomb, (TD) 11/20/21
- 82 Beattie Feathers, (TD) 10/10/34

1,000 YARDS

Seasons

- 10 Walter Payton, 1976-81, 1983-86
- 3 Neal Anderson, 1988-90
- 2 Matt Forté, 2008, 2010
- Thomas Jones, 2005-06
- Anthony Thomas, 2001, 2003
- Gale Sayers, 1966, 1969

Consecutive seasons

- 6 Walter Payton, 1976-81
- 4 Walter Payton, 1983-86
- 3 Neal Anderson, 1988-90

200-YARD GAMES

Lifetime

- 2 Walter Payton, 1975-87
- 1 Gale Sayers, 1965-71

Season

- 2 Walter Payton, 1977
- 1 Gale Sayers, 1968

100-YARD GAMES

Lifetime

- 77 Walter Payton, 1975-87
- 20 Gale Sayers, 1965-71
- 14 Neal Anderson, 1986-93

Season

- 10 Walter Payton, 1977, 1985
- 9 Walter Payton, 1979, 1984
- 8 Walter Payton, 1980

Consecutive games

- 10 Walter Payton, 10/13-12/8/85
- 6 Walter Payton, 9/9-10/14/84
- 5 Walter Payton, 11/13-12/11/77

AVERAGE GAIN

Lifetime (250+ attempts)

- 6.6 Bobby Douglass, 1969-75
- 5.8 Beattie Feathers, 1934-37
- 5.0 Gale Sayers, 1965-71

Season (100+)

- *8.4 Beattie Feathers, 1934
- 6.9 Bobby Douglass, 1972
- 6.2 Gale Sayers, 1968

Game (10+)

- 11.8 Joe Maniaci, at PIT, 10/2/39
- 11.6 Gale Sayers, vs. MIN, 12/18/66
- 11.2 Rick Casares, vs. DET, 12/16/56

TOUCHDOWNS

Lifetime

- 110 Walter Payton, 1975-87
- 51 Neal Anderson, 1986-93
- 49 Rick Casares, 1955-64

Season

- 14 Walter Payton, 1977; 1979
- Gale Sayers, 1965
- 13 Walter Payton, 1976
- 12 Neal Anderson, 1988
- Rick Casares, 1956

Game

- 4 Bobby Douglass, at GB, 11/4/73
- Gale Sayers, vs. SF, 12/12/65
- Rick Casares, vs. PIT, 12/6/59 at SF, 10/28/56
- 3 Last: Rashaan Salaam, vs. TB, 12/17/95

Consecutive games

- 7 Walter Payton, 10/3-11/14/76
- Gale Sayers, 10/26-12/6/69
- 6 Gale Sayers, 11/14-12/19/65
- Rick Casares, 11/1-12/6/59
- Johnny Lujack, 10/1-11/12/50
- Beattie Feathers, 9/30-10/28/34
- 5 Last: Neal Anderson, 10/7-11/11/90

INJURED RESERVE

Chicago finished the 2010 season with two players on the team's Injured Reserve list (LB Hunter Hillenmeyer and RB Harvey Unga). The following is a year-by-year breakdown (since 2000) of the number of Bears players to conclude their seasons on Injured Reserve.

2010: 2	2006: 7	2002: 11
2009: 8	2005: 7	2001: 1
2008: 8	2004: 12	2000: 15
2007: 13	2003: 10	

CHICAGO BEARS INDIVIDUAL RECORDS

PASSING

QB RATING

Lifetime (400+ attempts)

- 80.9 Jay Cutler, 2009-10
- 80.7 Erik Kramer, 1994-98
- 80.4 Jim McMahon, 1982-88

Season (100+ attempts)

- 107.8 Sid Luckman, 1943
- 97.8 Jim McMahon, 1984
- 95.5 Sid Luckman, 1941

ATTEMPTS

Lifetime

- 1,759 Jim Harbaugh, 1987-93
- 1,744 Sid Luckman, 1939-50
- 1,557 Erik Kramer, 1994-98

Season

- 555 Jay Cutler, 2009
- 522 Erik Kramer, 1995
- 480 Rex Grossman, 2006

Game

- 60 Erik Kramer, vs. NYJ, 11/16/97
- 57 Bill Wade, at WAS, 10/25/64
- 52 Jay Cutler, at SF, 11/12/09
- Brian Griese, at DET, 9/30/07
- Johnny Lujack, at NYG, 10/23/49

COMPLETIONS

Lifetime

- 1,023 Jim Harbaugh, 1987-93
- 913 Erik Kramer, 1994-98
- 904 Sid Luckman, 1939-50

Season

- 336 Jay Cutler, 2009
- 315 Erik Kramer, 1995
- 275 Erik Kramer, 1997
- Jim Harbaugh, 1991

Game

- 34 Brian Griese, at DET, 9/30/07
- Jim Miller, vs. MIN, 11/14/99
- 33 Bill Wade, at WAS, 10/25/64
- 32 Erik Kramer, vs. NYJ, 11/16/97
- Erik Kramer, at MIA, 10/27/97

Consecutive

- 15 Shane Matthews, vs. NE, 12/10/00
- 14 Steve Walsh, at MIN, 12/1/94
- 13 Jim Harbaugh, at GB, 10/23/92
- Rudy Bukich, 11/22-11/26/64

Long

- 98 Bill Wade, at DET, 10/8/61 (TD to Farrington)
- 93 Jack Concannon, vs. STL Cards, 11/19/67
- (TD to Gordon)
- 91 Ed Brown, vs. SF, 10/16/60 (TD to Dewveall)

COMPLETION PERCENTAGE

Lifetime (300+ completions)

- 61.1 Shane Matthews, 1996, 99-01 (366 of 599)
- 60.5 Jay Cutler, 2009-10 (597 of 987)
- 58.6 Erik Kramer, 1994-98 (913 of 1,557)

Season (75+ completions)

- 65.1 Shane Matthews, 2001 (84 of 129)
- 64.0 Chris Chandler, 2002 (103 of 161)
- 63.2 Jim Miller, 1999 (110 of 174)

Game (10+ completions)

- 86.7 Bob Williams, vs. DAL, 10/12/52 (13 of 15)
- 83.3 Bill Wade, vs. BAL, 11/8/64 (10 of 12)
- Ed Brown, at DET, 11/20/55 (15 of 18)
- Gene Ronzani, vs. DET, 10/22/44 (10 of 12)

YARDS

Lifetime

- 14,686 Sid Luckman, 1939-50
- 11,567 Jim Harbaugh, 1987-93
- 11,203 Jim McMahon, 1982-88

Season

- 3,838 Erik Kramer, 1995
- 3,666 Jay Cutler, 2009
- 3,274 Jay Cutler, 2010

Game

- 468 Johnny Lujack, vs. Chi. Cards, 12/11/49
- 466 Bill Wade, at DAL, 11/18/62
- 433 Sid Luckman, at NYG, 11/14/43

300-YARD GAMES

Lifetime

- 9 Bill Wade, 1961-66
- 7 Erik Kramer, 1994-98
- 4 Jay Cutler, 2009-10
- George Blanda, 1949-58

Season

- 4 Bill Wade, 1962
- 3 Jay Cutler, 2009
- Erik Kramer, 1995
- Bill Wade, 1961

Consecutive games

- 2 Jay Cutler, 11/8-11/12/09
- Brian Griese, 10/14-10/21/07
- Jim Miller, 11/14-11/21/99
- Bill Wade, 10/14-10/21/62; 11/18-11/25/62
- George Blanda, 10/17-10/24/54
- Sid Luckman, 10/12-10/19/47

* NFL Record

† Tied NFL Record



TOUCHDOWN PASSES

Lifetime

- 137 Sid Luckman, 1939-50
- 68 Bill Wade, 1961-66
- 67 Jim McMahon, 1982-88

Season

- 29 Erik Kramer, 1995
- 28 Sid Luckman, 1943
- 27 Jay Cutler, 2009

Game

- †7 Sid Luckman, at NYG, 11/14/43
- 6 Johnny Lujack, vs. Chi. Cards, 12/11/49
- 5 Ray Buivid, vs. Chi. Cards, 12/5/37

Consecutive games

- 19 Sid Luckman, 11/22/42-11/26/44
- 14 Sid Luckman, 10/12/47-10/17/48

PASSES INTERCEPTED

Lifetime

- 132 Sid Luckman, 1939-50
- 88 Ed Brown, 1954-61
- 70 George Blanda, 1949-58

Season

- 31 Sid Luckman, 1947
- 26 Jay Cutler, 2009
- 24 Bill Wade, 1962
- George Blanda, 1953

Game

- 7 Edmund (Zeke) Bratkowski, at BAL, 10/2/60
- 5 Last: Jay Cutler, at SF, 11/12/09

PASSES NOT INTERCEPTED

Consecutive

- 205 Kyle Orton, 9/28-11/30/08
- 174 Erik Kramer, 11/19-12/24/95
- 173 Jim Harbaugh, 10/28-12/9/90

Game

- 50 Erik Kramer, at MIA, 10/27/97
- 47 Jim Miller, vs. GB, 11/11/01
- 46 Rex Grossman, vs. NYG, 12/2/07
- Bill Wade, vs. LA Rams, 10/11/64

LOWEST INTERCEPTION PCT.

Lifetime (400+ attempts)

- 2.69 Jim Miller, 1998-2002 (26 int, 965 att)
- 2.89 Erik Kramer, 1994-98 (45 int, 1,557 att)
- 2.95 Kyle Orton, 2005-08 (27 int, 913 att)

Season (100+)

- 1.40 Jim McMahon, 1984 (2 int, 143 att)
- 1.90 Chad Hutchinson, 2004 (3 int, 161 att)
- 1.91 Erik Kramer, 1995 (10 int, 522 att)

AVERAGE GAIN PER ATTEMPT

Lifetime (400+ passes)

- 8.42 Sid Luckman, 1939-50
- 8.23 Bernie Masterson, 1934-40
- 7.79 Johnny Lujack, 1948-51

Season (100+)

- 10.860 Sid Luckman, 1943
- 9.924 Sid Luckman, 1941
- 9.923 Ed Brown, 1956

Game (10+)

- 17.1 Charlie O'Rourke, at DET, 11/22/42
- 16.9 Sid Luckman, at Cle. Rams, 10/5/41
- 16.7 Gene Ronzani, vs. DET, 10/22/44

RECEIVING

RECEPTIONS

Lifetime

- 492 Walter Payton, 1975-87
- 356 Johnny Morris, 1958-67
- 329 Marty Booker, 1999-2003; 2008
- Curtis Conway, 1993-99

Season

- 100 Marty Booker, 2001
- 97 Marty Booker, 2002
- 93 Johnny Morris, 1964

Game

- 14 Jim Keane, at NYG, 10/23/49
- 13 Bobby Engram, at STL, 12/26/99
- Mike Ditka, at WAS, 10/25/64
- 12 Marty Booker, vs. GB, 10/7/02

Consecutive Games

- 60 Marty Booker, 9/24/00 - 12/28/03; 9/7-9/21/08
- 57 Bobby Engram, 10/6/96 - 9/17/00
- 49 Mike Ditka, 12/3/61 - 10/10/65

YARDS

Lifetime

- 5,059 Johnny Morris, 1958-67
- 4,616 Harlon Hill, 1954-61
- 4,538 Walter Payton, 1975-87

Season

- 1,400 Marcus Robinson, 1999
- 1,301 Jeff Graham, 1995
- 1,200 Johnny Morris, 1964

Game

- 214 Harlon Hill, at SF, 10/31/54
- 201 Johnny Morris, at DAL, 11/18/62
- 198 Marty Booker, vs. MIN, 9/8/02
- Harlon Hill, vs. BAL, 10/21/56

Long

- 98 John Farrington (TD), 10/8/61
- 93 Dick Gordon (TD), 11/19/67
- 91 Willard Dewweall (TD), 10/16/60

CHICAGO BEARS INDIVIDUAL RECORDS

1,000 YARDS

Seasons

- 2 Marty Booker, 2001-02
Curtis Conway, 1995-96
Harlon Hill, 1954, 1956
- 1 Last: Marty Booker, 2002

100-YARD GAMES

Lifetime

- 19 Harlon Hill, 1954-61
- 15 Johnny Morris, 1958-67
- 14 Mike Ditka, 1961-66
- 12 Curtis Conway, 1993-99

Season

- 7 Jeff Graham, 1995
Harlon Hill, 1954
Ken Kavanaugh, 1947
- 6 Johnny Morris, 1964
Harlon Hill, 1956
- 5 Marcus Robinson, 1999
Mike Ditka, 1961

Consecutive games

- 3 Jeff Graham, 11/5-11/19/95
Harlon Hill, 11/11-11/25/56
- 2 Last: Marcus Robinson, 11/14-11/21/99

AVERAGE GAIN

Lifetime (100+ attempts)

- 22.4 Ken Kavanaugh, 1940-41, 45-50
- 21.7 Ray (Scooter) McLean, 1940-47
- 20.4 Harlon Hill, 1954-61

Season (30+)

- 25.6 Ken Kavanaugh, 1947
- 25.0 Harlon Hill, 1954
- 24.0 Harlon Hill, 1956

Game (4+)

- 44.8 Dick Gordon, vs. StL Cards, 11/19/67
- 37.5 Gene Schroeder, vs. Chi. Cards, 12/16/51
- 37.0 Billy Stone, vs. DET, 11/23/52

TOUCHDOWNS

Lifetime

- 50 Ken Kavanaugh, 1940-41, 45-50
- 40 Harlon Hill, 1954-61
- 35 Dick Gordon, 1965-71

Season

- 13 Dick Gordon, 1970
Ken Kavanaugh, 1947
- 12 Curtis Conway, 1995
Mike Ditka, 1961
Harlon Hill, 1954
- 11 Harlon Hill, 1956

Game

- 4 Mike Ditka, at Rams, 10/13/63
Harlon Hill, at SF, 10/31/54
- 3 Last: Greg Olsen, vs. ARZ, 11/8/09

Consecutive games

- 7 Curtis Conway, 9/24-11/12/95
Ken Kavanaugh, 11/2-12/14/47
- 5 Dennis McKinnon, 9/8-10/5/85
Mike Ditka, 10/22-11/19/61

INTERCEPTIONS

INTERCEPTIONS BY

Lifetime

- 38 Gary Fencik, 1976-87
- 37 Richie Petitbon, 1959-68
- 32 Donnell Woolford, 1989-96

Season

- 10 Mark Carrier, 1990
- 9 Roosevelt Taylor, 1963
- 8 Nathan Vasher, 2005
Vestee Jackson, 1988
Richie Petitbon, 1963
Johnny Lujack, 1948
Clyde (Bulldog) Turner, 1942

Game

- 3 Mark Carrier, at WAS, 12/9/90
Ross Brupbacher, vs. DEN, 12/12/76
Curtis Gentry, vs. StL Cards, 11/19/67
Richie Petitbon, at GB, 9/24/67
Johnny Lujack, at GB, 9/26/48
Bob Margarita, vs. DET, 11/11/45
- 2 Last: D.J. Moore, at DAL, 9/19/10

Consecutive games

- 4 Last: Dave Duerson, 9/14-10/5/86

YARDS RETURNED

Lifetime

- 643 Richie Petitbon, 1959-68
- 485 Bennie McRae, 1962-70
- 483 Gary Fencik, 1976-87

Season

- 212 Richie Petitbon, 1962
- 182 JC Caroline, 1956
- 177 Nathan Vasher, 2004

Game

- 101 Richie Petitbon, vs. LA Rams, 12/9/62 (TD)
- 96 Roosevelt Taylor, at PHI, 10/20/68 (TD)
Clyde (Bulldog) Turner, at WAS, 10/26/47 (TD)
- 95 Charles Tillman, vs. GB, 12/4/05

Long

(Same as "Game")



TOUCHDOWNS

Lifetime

- 4 Mike Brown, 2000-07
- Bennie McRae, 1962-70
- 3 **Charles Tillman**, 2003-10
- Lance Briggs**, 2003-10
- Walt Harris, 1996-2001
- Roosevelt Taylor, 1961-69
- Richie Petitbon, 1959-68

Season

- 2 Last: Mike Brown, 2001 (Cons. OT wins)

Game

- 1 Last: D.J. Moore, vs. WAS, 10/24/10

PUNTING

PUNTS

Lifetime

- 884 Bob Parsons, 1972-83
- 878 Brad Maynard, 2001-10
- 833 Bobby Joe Green, 1962-73

Season

- ↑114 Bob Parsons, 1981
- 108 Brad Maynard, 2004
- 99 Bob Parsons, 1976

Game

- 14 Keith Molesworth, 12/10/33
- 12 Todd Sauerbrun, 10/5/97
- 11 Last: Brad Maynard, 11/14/04

YARDS

Lifetime

- 36,781 Brad Maynard, 2001-10
- 35,057 Bobby Joe Green, 1962-73
- 34,180 Bob Parsons, 1972-83

Season

- 4,638 Brad Maynard, 2004
- 4,531 Bob Parsons, 1981
- 4,059 Todd Sauerbrun, 1997

Game

- 524 Todd Sauerbrun, vs. NO, 10/5/97
- 517 Keith Molesworth, vs. GB, 12/10/33
- 509 Brad Maynard, at TEN, 11/14/04

Long

- 94 Joe Lintzenich, vs. NYG, 11/15/31
- 87 Dave Finzer, vs. NO, 10/7/84
- 81 Bob Parsons, vs. NE, 12/5/82

GROSS AVERAGE

Lifetime (75+ punts)

- 44.5 George Gulyanics, 1947-52
- 42.2 Todd Sauerbrun, 1995-98
- 42.1 Bobby Joe Green, 1962-73

Season (30+)

- 46.5 Bobby Joe Green, 1963

- 44.8 Todd Sauerbrun, 1996

- 44.5 Bobby Joe Green, 1964

Game (4+)

- 57.3 Fred Morrison, vs. LA Rams, 11/16/52
- 54.6 Maury Buford, vs. GB, 10/21/85
- 54.0 Maury Buford, at TB, 10/6/85

INSIDE 20

Lifetime

- 284 Brad Maynard, 2001-10
- 158 Bob Parsons, 1972-83
- 94 Maury Buford, 1985-86; 89-91

Season

- 40 Brad Maynard, 2008
- 36 Brad Maynard, 2001
- 34 Brad Maynard, 2004

Game

- 6 Brad Maynard, at GB, 12/9/01
- 5 Brad Maynard, at MIN, 11/30/08
- Brad Maynard, vs. TB, 12/17/06
- Bob Parsons, at HOU, 11/6/77

HAD BLOCKED

Lifetime

- 5 Ed Brown, 1954-61
- Bob Parsons, 1972-83
- Maury Buford, 1985-86; 89-91
- 4 Fred (Curley) Morrison, 1950-53

Season

- 2 Brad Maynard, 2003

Game

- 2 Jon Kilgore, at LA Rams, 12/8/68
- Ray Stachowicz, at MIN, 12/11/83
- 1 Last: Brad Maynard, at MIN, 1/1/06

PUNT RETURNS

RETURNS

Lifetime

- 178 Devin Hester, 2006-10
- 127 Dennis McKinnon, 1983-85; 87-89
- 123 Jeff Fisher, 1981-84

Season

- 58 Jeff Fisher, 1984
- 57 Lew Barnes, 1986
- 47 Devin Hester, 2006

Game

- 8 Jeff Fisher, at DET, 12/16/84
- 7 R.W. McQuarters, vs. WAS, 10/17/04
- Dennis McKinnon, at GB, 12/4/83
- Steve Schubert, at TB, 12/4/77
- Ron Smith, at CLE, 10/15/72
- George McAfee, vs. GB, 10/15/50
- 6 Last: Devin Hester, at OAK, 11/11/07

CHICAGO BEARS INDIVIDUAL RECORDS

YARDS

Lifetime

- 2,200 Devin Hester, 2006-10
- 1,431 George McAfee, 1940-41; 45-50
- 1,171 Dennis McKinnon, 1983-85; 87-89

Season

- 651 Devin Hester, 2007
- 600 Devin Hester, 2006
- 564 Devin Hester, 2010

Game

- 152 Devin Hester, at ARZ, 10/16/06
- 143 Devin Hester, vs. KC, 9/16/07
- 134 Gale Sayers, vs. SF, 12/12/65
- Dennis McKinnon, vs. NYG, 9/14/87

Long

- 95 Johnny Bailey (TD), vs. KC, 12/29/90
- 94 Dennis McKinnon (TD), vs. NYG, 9/14/87
- 93 Glyn Milburn (TD), at TB, 9/20/98

AVERAGE

Lifetime (50+ returns)

- *12.8 George McAfee, 1940-41; 45-50
- 12.4 Devin Hester, 2006-10
- 11.3 J.R. Boone, 1948-51

Season (15+ returns)

- 17.1 Devin Hester, 2010
- 15.5 Devin Hester, 2007
- 14.9 Gale Sayers, 1965

Game (3+)

- 36.0 George McAfee, vs. LA Rams, 10/10/48
- 34.0 Ray McLean, vs. Chi. Cards 10/11/42
- 31.0 Devin Hester, vs. GB, 9/27/10

TOUCHDOWNS

Lifetime

- [†]10 Devin Hester, 2006-10
- 3 Dennis McKinnon, 1983-85; 87-89
- Steve Schubert, 1975-79
- Ray McLean, 1940-47
- 2 R.W. McQuarters, 2000-04
- Gale Sayers, 1965-71
- George McAfee, 1940-41; 45-50

Season

- [†]4 Devin Hester, 2007
- 3 Devin Hester, 2010
- Devin Hester, 2006
- 2 Dennis McKinnon, 1987

Game

- 1 Last: Devin Hester, at MIN, 12/20/10

FAIR CATCHES

Lifetime

- 66 Glyn Milburn, 1998-2001
- 47 Devin Hester, 2006-10
- Steve Schubert, 1975-79

Season

- 26 Glyn Milburn, 2000
- 21 Steve Schubert, 1978
- 20 Terry Obee, 1993
- Jeff Fisher, 1981

Game

- 6 Bobby Engram, vs. MIN, 9/15/96
- 5 Last: Glyn Milburn, vs. GB, 12/3/00
- 4 Last: Terry Obee, vs. MIN, 10/25/93

KICKOFF RETURNS

RETURNS

Lifetime

- 192 Glyn Milburn, 1998-2001
- Dennis Gentry, 1982-92
- 119 Jerry Azumah, 1999-2005

Season

- 63 Glyn Milburn, 2000
- 62 Glyn Milburn, 1998
- 61 Glyn Milburn, 1999

Game

- 9 Ahmad Merritt, at SF, 9/7/03
- 8 Brian Baschnagel, at HOU, 11/6/77
- 7 Last: Johnny Knox, at CIN, 10/25/09

YARDS

Lifetime

- 4,596 Glyn Milburn, 1998-2001
- 4,353 Dennis Gentry, 1982-92
- 2,885 Jerry Azumah, 1999-2005

Season

- 1,550 Glyn Milburn, 1998
- 1,468 Glyn Milburn, 2000
- 1,426 Glyn Milburn, 1999

Game

- 225 Devin Hester, at STL, 12/11/06
- 221 Nate Lewis, at MIN, 12/1/94
- 219 Devin Hester, at DET, 9/30/07

Long

- 103 Gale Sayers, at PIT, 9/17/67 (TD)
- 102 Johnny Knox, vs. DET, 10/4/09 (TD)
- 100 Don Bingham, vs. LA Rams, 11/18/56 (TD)

AVERAGE

Lifetime (50+ returns)

- *30.6 Gale Sayers, 1965-71
- 26.8 Danieal Manning, 2006-10
- 26.6 Ron Smith, 1965; 70-72

Season (1+ per game)

- 37.7 Gale Sayers, 1967
- 32.7 Cecil Turner, 1970
- 31.7 Walter Payton, 1975



Game (3+)

- 56.3 Devin Hester, at STL, 12/11/06
- 52.0 Cecil Turner, at NYG, 9/19/70
- 48.7 Dick Gordon, at LA Rams, 9/16/66

TOUCHDOWNS

Lifetime

- †6 Gale Sayers, 1965-71
- 4 Devin Hester, 2006-10
- Cecil Turner, 1968-73
- 3 Dennis Gentry, 1982-92

Season

- †4 Cecil Turner, 1970
- 3 Gale Sayers, 1967
- 2 Last: Devin Hester, 2007

Game

- †2 Devin Hester, at STL, 12/11/06
- 1 Last: Johnny Knox, vs. DET, 10/4/09

COMBINED KICK RETURNS

RETURNS

Season

- 98 Glyn Milburn, 2000, p-35, k-63
- 91 Glyn Milburn, 1999, p-30, k-61
- 87 Glyn Milburn, 1998, p-25, k-62

YARDS

Lifetime

- 5,566 Glyn Milburn, 1998-2001, p-970, k-4,596
- 4,924 Devin Hester, 2006-10, p-2,200, k-2,724
- 4,477 Dennis Gentry, 1982-92, p-124, k-4,353

Season

- 1,841 Glyn Milburn, 1999, p-291, k-1,550
- 1,772 Glyn Milburn, 1998, p-346, k-1,426
- 1,768 Glyn Milburn, 2000, p-300, k-1,468

Game

- 314 Devin Hester, at DET, 9/30/07, p-95, k-219
- 246 Devin Hester, at STL, 12/11/06, p-21, k-225
- 232 Devin Hester, vs. DEN, 11/25/07, p-81, k-151

TOUCHDOWNS

Lifetime

- *14 Devin Hester, 2006-10, p-10, k-4
- 8 Gale Sayers, 1965-71, p-2, k-6
- 4 Cecil Turner, 1968-73, p-0, k-4

Season

- *6 Devin Hester, 2007, p-4, k-2
- 5 Devin Hester, 2006, p-3, k-2
- 4 Cecil Turner, 1970, k-4
- Gale Sayers, 1967, p-1, k-3

Game

- †2 Devin Hester, vs. DEN, 11/25/07
- Devin Hester, at STL, 12/11/06

FUMBLES

FUMBLES

Lifetime

- 85 Walter Payton, 1975-87
- 38 Jim Harbaugh, 1987-93
- 35 Rick Casares, 1955-64

Season

- 15 Jim Harbaugh, 1993
- 14 Gary Huff, 1974
- 13 Carl Garrett, 1973

Game

- 4 Last: Rusty Lisch, vs. GB, 12/9/84
- 3 Last: Jay Cutler, at NYG, 10/3/10

OWN RECOVERED

Lifetime

- 18 Walter Payton, 1975-87
- 13 Gale Sayers, 1965-71
- 10 Jim Harbaugh, 1987-93
- Ed Brown, 1954-61

Season

- 7 Gary Huff, 1974
- 6 Jack Concannon, 1970
- 5 Bobby Douglass, 1972

Game

- 3 Gary Huff, vs. DET, 9/15/74

OPPONENTS' RECOVERED

Lifetime

- 25 Dick Butkus, 1965-73
- 22 Joe Fortunato, 1955-66
- 17 Mike Hartenstine, 1975-86

Season

- 6 Dick Butkus, 1965
- 5 Ed O'Bradovich, 1962
- 4 Last: Mike Green, 2004

Game

- †3 John Thierry, vs. HOU, 10/22/95
- Virgil Livers, at MIN, 10/5/75
- 2 Last: Bryan Knight, vs. NO, 9/22/02

YARDS RETURNED OWN FUMBLES

Lifetime

- 36 John Adams, 1959-62
- 24 Ike Hill, 1973-74
- 22 Ron Bull, 1962-70

Season

- 36 John Adams, 1961 (11/19)
- 24 Ike Hill, 1973 (11/12)
- 21 Ron Bull, 1962 (11/4)

Game

(Same as "Season")

Long

(Same as "Season")

CHICAGO BEARS INDIVIDUAL RECORDS

YARDS RETURNED OPPONENTS' FUMBLES

Lifetime

- 221 Mike Brown, 2000-08
- 158 Brian Urlacher, 2000-10
- 128 Charlie Sumner, 1955; 58-60

Season

- 101 Brian Urlacher, 2001
- Charlie Sumner, 1958
- 98 George Halas, 1923

Game

- 98 George Halas, (TD) vs. Oorang, 11/4/23
- 95 Mike Brown, (TD) at GB, 9/19/04
- 90 Brian Urlacher, (TD) at ATL, 11/7/01

Long (Same as "Game")

TOUCHDOWNS OWN FUMBLES

Lifetime

- †2 Ken Kavanaugh, 1940-41; 45-50
- Mike Ditka, 1961-66

Season

- 1 Last: Rashied Davis, 2008

Game

- 1 Last: Rashied Davis, vs. MIN 10/19/08

TOUCHDOWNS OPPONENTS' FUMBLES

Lifetime

- 3 Mike Brown, 2000-08
- 2 Fred Evans, 1948
- Ed Sprinkle, 1944-55

Season

- †2 Fred Evans, 1948

Game

- *2 Fred Evans, vs. WAS, 11/28/48
- 1 Last: Lance Briggs, at IND, 9/7/08

SACKS

(Since 1970)

Lifetime

- 124.5 Richard Dent, 1983-93; 95
- 92.5 Steve McMichael, 1981-93
- 82.0 Dan Hampton, 1979-90

Season

- 17.5 Richard Dent, 1984 (16 games)
- 17.0 Richard Dent, 1985 (16 games)
- 15.0 Jim Osborne, 1976 (14 games)

Game

- 4.5 Richard Dent, vs. LA Raid, 11/4/84; at LA Raid, 12/27/87
- 4.0 Jim Osborne, vs. MIN, 9/23/73
- Alex Brown, at NYG, 11/7/04

Consecutive games (at least .5 sack)

- 8 Roosevelt Colvin, 12/23/01-10/7/02
- 7 Alonzo Spellman, 12/1/94-9/17/95
- 6 Steve McMichael, 10/29-12/3/89

TAKEAWAYS

(Int & Opp. Fumbles Recovered)

Lifetime

- 50 Gary Fencik, 1976-87 (38 int, 12 fum)
- 47 Dick Butkus, 1965-73 (22 int, 25 fum)
- 44 Richie Petitbon, 1959-68 (37 int, 7 fum)

Season

- 12 Mark Carrier, 1990 (10 int, 2 fum)
- Roosevelt Taylor, 1963 (9 int, 3 fum)
- 11 Dick Butkus, 1965 (5 int, 6 fum)

Game

- 4 Bill George, vs. DET, 12/3/61 (2 int, 2 fum)
- 3 Last: John Thierry, vs. HOU, 10/22/95 (3 fum)

LONGEST PLAYS AT SOLDIER FIELD

(Bears moved from Wrigley Field after the 1970 season and played in Champaign in 2002.)

RUN

- Bears – 80 Neal Anderson, vs GB, 11/27/88
- Opp. – 73 Adrian Peterson, MIN, 10/14/07

PASS

- Bears – 89 Jay Cutler, vs. DET, 9/12/10
- Vince Evans, vs. MIN, 9/21/80
- Opp. – 99† Brett Favre, GB, 9/11/95

CATCH

- Bears – 89 Matt Forté, vs. DET, 9/12/10
- Rickey Watts, vs. MIN, 9/21/80

- Opp. – 99† Robert Brooks, GB, 9/11/95

PUNT

- Bears – 87 Dave Finzer, vs. NO, 10/7/84
- Opp. – 75 Harold Alexander, ATL, 10/3/93

† Tied NFL Record

* NFL record

PUNT RETURN

- Bears – 95 Johnny Bailey, vs KC, 12/29/90
- Opp. – 77 Lee Nelson, St.L Cards, 12/16/79

KICKOFF RETURN

- Bears – 102 Johnny Knox, vs DET, 10/4/09
- Opp. – 97 Del Rodgers, GB, 12/9/84

INTERCEPTION RETURN

- Bears – 95 Charles Tillman, vs. GB, 12/4/05
- Opp. – 99 Rick Sanford, NE, 12/5/82

FIELD GOAL

- Bears – 55 Kevin Butler, vs MIN, 10/25/93
- Opp. – 52 Fred Cox, MIN, 10/27/75
- Jason Hanson, DET, 10/28/07

MISSED FIELD GOAL RETURNED

- Bears – 108 Nathan Vasher, vs SF, 11/13/05
- Opp. – Never



SCORING

Points

- *40 Ernie Nevers, at Chi. Cards, 11/28/29
- 36 Dub Jones, at CLE, 11/25/51
- 24 Jim Taylor, vs. GB, 11/4/62
- Lenny Moore, at BAL, 10/4/58

Touchdowns

- †6 Dub Jones, at CLE, 11/25/51
- Ernie Nevers, at Chi. Cards, 11/28/29
- 4 Jim Taylor, vs. GB, 11/4/62
- Lenny Moore, at BAL, 10/4/58

Field goals

- 5 Jason Elam, at ATL, 10/12/08
- S. Janikowski, vs. OAK, 10/5/03
- Jeff Chandler, at SF, 9/7/03
- Martin Gramatica, vs. TB, 12/29/02
- Gary Anderson, at MIN, 10/10/99
- Nick Lowery, vs. KC, 12/29/90
- Fred Cox, vs. MIN, 9/23/73
- Curt Knight, vs. WAS, 11/14/71
- 4 Last: David Akers, vs. PHI, 11/28/10

Field goal attempts

- 7 Mike Clark, vs. DAL, 11/24/68
- 6 Olindo Mare, at SEA, 9/27/09
- Jason Elam, at ATL, 10/12/08
- David Akers, vs. PHI, 10/3/04
- S. Janikowski, vs. OAK, 10/5/03
- Fred Cox, vs. MIN, 9/23/73
- Curt Knight, vs. WAS, 11/14/71
- 5 Last: Neil Rackers, at ARZ, 10/16/06

Long field goal

- 60 Morten Andersen, at NO, 10/27/91
- 57 Adam Vinatieri, vs. NE, 11/10/02
- 56 Bert Rechichar, at BAL, 9/27/53

RUSHING

Attempts

- 39 Jerome Bettis, at LA Rams, 1/2/94
- 37 Cedric Benson, at CIN, 10/25/09
- 36 Edgerrin James, at ARZ, 10/16/06
- Clinton Portis, vs. WAS, 10/17/04

Yards

- 224 Adrian Peterson, vs. MIN, 10/14/07
- 216 Ricky Williams, at MIA, 12/9/02
- 206 Earl Campbell, vs. HOU, 11/16/80

Touchdowns

- †6 Ernie Nevers, at Chi. Cards, 11/28/29
- 4 Jim Taylor, vs. GB, 11/4/62
- Dub Jones, at CLE, 11/25/51
- 3 Last: Adrian Peterson, vs. MIN, 10/14/07

Long

- 97 Bobby Gage, vs. PIT, 12/4/49 (TD)
- 90 Johnny Johnson, at NYJ, 9/25/94
- 84 Barry Sanders, at DET, 10/23/94
- Tom Harmon, vs. LA Rams, 10/13/46 (TD)

PASSING

Attempts

- 67 Brian Griese, vs. TB, 9/21/08
- 62 Randall Cunningham, vs. PHI, 10/2/89
- 60 Drew Brees, vs. NO, 12/30/07

Completions

- 40 Brad Johnson, at TB, 11/18/01
- 38 Brian Griese, vs. TB, 9/21/08
- 36 Tom Brady, vs. NE, 11/10/02
- Jeff Garcia, at SF, 12/17/00
- Brett Favre, vs. GB, 12/5/93

Yards

- 509 Vince Ferragamo, at LA Rams, 12/26/82
- 436 Tommy Kramer, at MIN, 9/19/85
- 407 Brian Griese, vs. TB, 9/21/08

Touchdowns

- 5 Kurt Warner, vs. ARZ, 11/8/09
- Carson Palmer, at CIN, 10/25/09
- Brett Favre, at GB, 11/12/95
- Tommy Kramer, at MIN, 11/28/82
- Steve Spurrier, vs. SF, 11/19/72
- 4 Last: P. Manning, vs. IND, 11/21/04

Interceptions

- 5 Last: Joey Harrington, vs. DET, 9/18/05
- 4 Last: Trent Green, at STL, 11/23/08

Consecutive completions

- 12 Brad Johnson, at MIN, 1/1/06
- Jim Hart, at St. Cards, 9/25/77

Long

- †99 Gus Frerotte, at MIN, 11/30/08 (TD)
- Brett Favre, vs. GB, 9/11/95 (TD)
- Sonny Jurgensen, vs. WAS, 9/15/68 (TD)
- 98 Charlie Batch, vs. DET, 10/4/98 (TD)
- 97 Bernie Kosar, at CLE, 10/23/89 (TD)
- Pat Coffee, vs. Chi. Cards, 12/5/37 (TD)

Times sacked

- 11 Archie Manning, vs. MIN, 10/28/84
- 10 Guido Merkins, at PHI, 10/4/87
- 9 Fran Tarkenton, vs. MIN, 12/17/61

RECEIVING

Receptions

- 20 Terrell Owens, at SF, 12/17/00
- 14 Steve Smith, vs. CAR, 11/20/05
- Herman Moore, at DET, 12/4/95
- 13 Bob Anderson, at DEN, 9/30/73

Yards

- 283 Terrell Owens, at SF, 12/17/00
- 225 Bernie Casey, vs. SF, 11/13/66
- 204 Marshall Faulk, at STL, 12/26/99
- Randy Moss, vs. MIN, 11/14/99

* NFL Record

† Tied NFL Record

CHICAGO BEARS OPPONENT'S INDIVIDUAL RECORDS

Touchdowns

- 3 Last: Cris Carter, vs. MIN, 11/14/99

Long

- †99 Bernard Berrian, at MIN, 11/30/08 (TD)
Robert Brooks, vs. GB, 9/11/95 (TD)
Gerry Allen, vs. WAS, 9/15/68 (TD)
98 Johnnie Morton, vs. DET, 10/4/98 (TD)
97 Webster Slaughter, at CLE, 10/23/89 (TD)
Gaynell Tinsley, vs. Chi. Cards, 12/5/37 (TD)

INTERCEPTIONS

Interceptions

- 4 DeAngelo Hall, vs. WAS, 10/24/10
3 Last: Kurt Schulz, vs. DET, 9/24/00

Yards

- 167 Dick Jauron, vs. DET, 11/18/73
121 Milt Davis, vs. BAL, 11/17/57
115 Bernie Parrish, at CLE, 12/11/60

Touchdowns

- †2 Bobby Franklin, at CLE, 12/11/60

Long

- 102 Bob Smith, at DET, 11/24/49 (TD)
99 Rick Sanford, vs. NE, 12/5/82 (TD)
98 Darryll Lewis, vs. HOU, 10/22/95 (TD)

PUNTING

Punts

- 14 Dick Nesbitt, vs. Chi. Cards, 11/30/33
11 Last: Josh Bidwell, vs. TB, 12/17/06

Average

- *61.8 Bob Cifers, vs. DET, 11/24/46
57.5 Craig Hentrich, at TEN, 10/25/98
55.8 Sammy Baugh, at WAS, 11/17/40

Long

- 84 Doug Russell, vs. Chi. Cards, 9/11/38
79 Tommy Davis, at SF, 11/19/61
75 Harold Alexander, vs. ATL, 10/3/93
Rich Camarillo, vs. NE, 9/15/85

PUNT RETURNS

Returns

- 7 Mark Jones, vs. TB, 12/17/06
Nate Jacquet, at MIN, 11/25/01
Danny Reece, at TB, 12/2/79
6 Last: Stefan Logan, vs. PIT, 9/20/09

Yards

- 122 Hugh McElhenny, vs. SF, 10/19/52
118 Jon Arnett, at LA Rams, 11/2/58
116 Karl Williams, at TB, 12/21/97

Fair catches

- 7 Lem Barney, at DET, 11/21/76
5 Vai Sikahema, at PHI, 10/10/93
Willie Wood, at GB, 11/15/70

Long

- 95 Steve Odom, at GB, 11/10/74 (TD)
94 Hugh McElhenny, vs. SF, 10/19/52 (TD)
93 Veryl Switzer, vs. GB, 11/7/54 (TD)

KICKOFF RETURNS

Returns

- 8 Lorenzo Booker, at MIN, 12/20/10
Aaron Brown, vs. DET, 10/4/09
7 Last: Derrick Williams, at DET, 1/3/10

Yards

- 202 Carver Shannon, at LA Rams, 10/13/63
195 Derek Stanley, at STL, 11/23/08
184 Al Carmichael, at GB, 10/2/55

Long

- †106 Al Carmichael, at GB, 10/7/56 (TD)
102 Mel Gray, at DET, 10/23/94 (TD)
Ron Jessie, at DET, 10/24/71 (TD)
101 Bill Jefferson, at DET, 11/23/41 (TD)

* NFL Record

† Tied NFL Record

LONGEST WINNING/LOSING STREAKS

Bears Longest Winning Streaks

Gms	Team	Years
13	Pittsburgh Pirates/Steelers	1934-49
12	Tampa Bay Buccaneers	1983-88
11	Detroit Lions	1946-51
	Philadelphia Eagles	1935-47

Current: 6	Detroit	2008-10
4	New Orleans Saints*	2005-08

*Includes 2006 NFC Championship game

Bears Longest Losing Streaks

Gms	Team	Years
10	Green Bay Packers	1994-98
8	Minnesota Vikings	1972-76
7	Baltimore Colts	1966-83
	Green Bay Packers	1928-30

Current: 4	Washington Redskins	2004-10
3	New England Patriots	2002-10



WON - LOST

WINS

Highest winning percentage, season

†1.000	1942 (11 games)	11-0
	1934 (13 games)	13-0
.938	1985 (16 games)	15-1
.923	1926 (16 games)	12-1-3

Lowest winning percentage, season

.071	1969 (14 games)	1-13
.214	1973 (14 games)	3-11
.250	Last: 2002 (16 games)	4-12

Wins at home, season

9	1926 (11 games at Wrigley Field)
8	1985 (8 games at Soldier Field)
	1922 (9 games at Wrigley Field)
	1921 (9 games at Wrigley Field)
7	2005 (8 games at Soldier Field)
	2001 (8 games at Soldier Field)
	1990 (8 games at Soldier Field)
	1988 (8 games at Soldier Field)
	1986 (8 games at Soldier Field)
	1933 (7 games at Wrigley Field)

Wins on the road, season

7	2006 (8 road games)
	1986 (8 road games)
	1985 (8 road games)
	1934 (7 road games)
	1920 (9 road games)

CONSECUTIVE GAMES

Won

17	11/26/33-12/2/34
16	11/9/41-12/6/42

Without losing

24	11/9/41-11/14/43 (23-0-1)
----	---------------------------

Wins at home

19	11/20/32-10/20/35
----	-------------------

Wins on the road

10	9/28/41-12/6/42
----	-----------------

Lost

8	Last: 9/22/02-11/18/02
---	------------------------

Without winning

11	11/3/29-10/5/30 (0-9-2)
----	-------------------------

Losses at home

8	11/23/69-11/8/70
---	------------------

Losses on the road

16	11/12/73-11/30/75
----	-------------------

†Indicates 16-game record, reflecting NFL schedule format since 1978. If a 16-game record does not fall within the top three listed, the 16-game record is also included.

SCORING

POINTS

Most, season

456	1985 (16 games)
427	2006 (16 games)
409	1965 (14 games)

Fewest, season

119	1929 (15 games)
123	1922 (12 games)
	1923 (12 games)
216	2000 (16 games)**

Most, game

61	vs. GB, 12/7/80 (win, 61-7)
	vs. SF, 12/12/65 (win, 61-20)
58	vs. BAL, 10/21/56 (win, 58-27)
57	at BAL, 11/25/62 (win, 57-0)

Most, first half

41	vs. SF, 10/29/06 (24, 17)
	vs. WAS, 11/28/48 (20, 21)
31	vs. DET, 9/18/05 (10, 21)
	vs. WAS, 9/29/85 (0, 31)

Most, second half

49	at PHI, 11/30/41 (21, 28)
33	vs. GB, 12/7/80 (13, 20)

Most, first quarter

24	vs. SF, 10/29/06
21	vs. CIN, 9/28/86
	vs. CLE, 9/7/86
	vs. WAS, 11/9/80
	vs. Chi. Cards, 10/11/42

Most, second quarter

31	vs. WAS, 9/29/85
28	vs. TB, 9/26/93
	vs. GB, 12/7/80

Most, third quarter

27	vs. Chi. Cards, 9/5/37
24	at MIN, 9/19/85

Most, fourth quarter

28	vs. MIN, 9/17/89
	vs. PHI, 11/30/41
22	at PHI, 9/12/94
21	Last: vs. ARZ 11/30/03

Margin of victory

57	at BAL, 11/25/62 (57-0)
54	vs. GB, 12/7/80 (61-7)
49	at NYG, 11/14/43 (56-7)
	vs. DET, 10/19/41 (49-0)

Margin of defeat

52	at BAL, 9/27/64 (52-0)
49	at GB, 9/30/62 (49-0)
47	at HOU, 11/6/77 (47-0)

CHICAGO BEARS TEAM RECORDS - OFFENSE

TOUCHDOWNS

Most, season

- 56 1941 (11 games)
- 54 1965 (14 games)
- 53 1942 (11 games)
- 1947 (12 games)
- 1948 (12 games)
- 51 1985 (16 games)**

Fewest, season

- 16 1982 (9 games)
- 1933 (13 games)
- 18 1974 (14 games)
- 22 2000 (16 games)**
- 1993 (16 games)**

Most, game

- 9 vs. GB, 12/7/80
- vs. SF, 12/12/65
- 8 at WAS, 10/26/47
- at NYG, 11/14/43

EXTRA POINTS MADE

Most, season

- 52 1965 (14 games)
- 51 1985 (16 games)
- 1948 (12 games)
- 47 2006 (16 games)

Fewest, season

- 15 1933 (13 games)
- 1932 (14 games)
- 16 1982 (9 games)
- 20 1997 (16 games)**

Most, game

- 8 at WAS, 10/26/47 (8 of 8)
- at NYG, 11/14/43 (8 of 8)
- 7 vs. GB, 12/7/80 (7 of 9)
- vs. SF, 12/12/65 (7 of 9)
- at Rams, 10/13/63 (7 of 7)
- 6 Last: vs. MIN, 10/19/08 (6 of 6)

Most, season (no misses)

- 51 1985 (16 games)
- 47 2006 (16 games)
- 45 1995 (16 games)

EXTRA POINTS MISSED

Most, season

- 11 1941 (11 games)
- 1939 (11 games)
- 4 1976 (14 games) 27 of 31
- 1975 (14 games) 18 of 22
- 3 1983 (16 games) 35 of 38
- 1979 (16 games) 34 of 37
- 1978 (16 games) 26 of 29
- 1977 (14 games) 27 of 30

Most, game

- 3 Last: vs. CLE, 11/9/41
- 2 Last: vs. GB, 12/7/80

FIELD GOALS MADE

Most, season

- 32 2006 (16 games)
- 31 2007 (16 games)
- 1985 (16 games)
- 28 1986 (16 games)

Fewest, season

- †0 1947 (12 games)
- 1944 (10 games)
- 8 1969 (14 games)
- 9 1982 (9 games)
- 1974 (14 games)
- 12 1981 (16 games)**

Most, game

- 5 at PHI, 10/20/68
- vs. DET, 12/3/61
- 4 Last: at MIN, 12/20/10

FIELD GOALS ATTEMPTED

Most, season

- 41 1986 (16 games)
- 38 1985 (16 games)
- 37 1990 (16 games)

Fewest, season

- 0 1944 (10 games)
- 13 1974 (14 games)
- 18 1980 (16 games)

Most, game

- 7 vs. GB, 11/17/63
- 6 Last: at GB, 11/8/87

FIELD GOALS MISSED

Most, season

- 18 1971 (14 games) 15 of 33 made
- 15 1999 (16 games) 17 of 32 made
- 1965 (14 games) 11 of 26 made
- 14 1970 (14 games) 20 of 34 made

Fewest, season

- 3 2008 (16 games) 26 of 29 made
- 4 2009 (16 games) 24 of 28 made
- 2006 (16 games) 32 of 36 made
- 1989 (16 games) 15 of 19 made
- 1988 (16 games) 15 of 19 made
- 1974 (16 games) 9 of 13 made

Most, game

- 4 Last: vs. PHI, 9/14/86 (2 of 6)
- 3 Last: at MIN, 10/10/99 (1 of 4)

**Indicates 16-game record

**TWO-POINT CONVERSIONS** (since 1994)**Most, season**

- 5 1997 (16 games)
- 2 2009 (16 games)
- 2003 (16 games)
- 1994 (16 games)

Most, game

- 1 Last: at BUF, 11/7/10

SAFETIES**Most, season**

- 3 2004 (16 games)
- 1985 (16 games)
- 2 Last: 1986 (16 games)

Most, game

- 2 vs. PIT, 11/9/69
- 1 Last: at GB, 9/13/09

TIME OF POSSESSION

(since 1978)

Highest average, season

- 35:08 1984 (16 games)
- 34:33 1985 (16 games)
- 33:38 1994 (16 games)

Lowest average, season

- 27:42 2002 (16 games)
- 28:07 2008 (16 games)
- 28:20 2004 (16 games)

Highest, game

- 48:50 vs. SD, 10/25/81 (ot)
- 45:32 vs. MIA, 9/4/88
- 44:53 at MIA, 10/27/97 (ot)

Lowest, game

- 18:01 at DAL, 12/27/92
- 18:57 at MIN, 10/27/02
- 19:05 at MIN, 11/29/09

FIRST DOWNS**TOTAL****Most, season**

- 343 1985 (16 games)
- 340 1995 (16 games)
- 319 1987 (16 games)

Fewest, season

- 114 1937 (11 games)
- 115 1933 (13 games)
- 140 1944 (10 games)
- 226 1993 (16 games)**

Most, game

- 33 vs. GB, 12/7/80
- 30 at NY Yanks, 12/9/51
- 29 vs. SF, 10/28/01
- vs. CLE, 11/4/01

Fewest, game

- 2 vs. GB, 12/10/33
- 4 vs. DET, 11/22/81
- 5 vs. NE, 10/14/79

RUSHING**Most, season**

- 176 1985 (16 games)
- 166 1986 (16 games)
- 164 1984 (16 games)

Fewest, season

- 55 1970 (14 games)
- 56 1982 (9 games)
- 63 1954 (12 games)
- 71 2009 (16 games)**

Most, game

- 19 at GB, 10/30/77
- vs. GB, 11/6/55
- 18 vs. DET, 11/10/85
- 17 Last: vs. MIA, 9/4/88

Fewest, game

- 0 at MIN, 11/29/09
- at JAX, 12/12/04
- at GB, 12/11/94
- at BAL, 10/5/57
- vs. Chi. Cards, 10/14/45
- 1 Six times; last at DAL, 11/25/04

PASSING**Most, season**

- 203 1999 (16 games)
- 201 1995 (16 games)
- 188 1997 (16 games)

Fewest, season

- 41 1940 (11 games)
- 48 1942 (11 games)
- 54 1972 (14 games)
- 98 1979 (16 games)**

Most, game

- 21 vs. NYJ, 11/16/97
- at DAL, 11/18/62
- 20 vs. CLE, 11/4/01
- at STL, 12/26/99
- 18 vs. TB, 12/17/06
- vs. WAS, 11/2/97

Fewest, game

- 0 at GB, 9/28/41
- vs. GB, 11/7/37
- 1 vs. MIN, 12/3/06
- 2 Last: at CAR, 10/10/10

* NFL Record

† Tied NFL Record

CHICAGO BEARS TEAM RECORDS - OFFENSE

BY PENALTY

Most, season

*42	1987 (15 games)
36	2006 (16 games)
32	1988 (16 games)
1963	(14 games)

Fewest, season

5	1939 (11 games)
7	2000 (16 games)
9	1942 (11 games)

Most, game

9	at CLE, 11/25/51
7	at TB, 9/8/91
6	vs. MIA, 11/5/06
	at GB, 10/25/92
	vs. DET, 11/22/87

NET YARDS

(Rushing and passing)

YARDS

Most, season

5,837	1985 (16 games)
5,830	1983 (16 games)
5,673	1995 (16 games)

Fewest, season

2,493	1982 (9 games)
2,591	1932 (14 games)
2,626	1937 (11 games)
3,717	1993 (16 games)**

Most, game

682	at NYG, 11/14/43
596	vs. Chi. Cards, 12/11/49
594	vs. GB, 12/7/80

Fewest, game

24	vs. DET, 11/22/81
66	at DEN, 12/5/71
75	at DET, 10/28/62

RUSHING

ATTEMPTS

Most, season

674	1984 (16 games)
634	1978 (16 games)
627	1979 (16 games)

Fewest, season

275	1982 (9 games)
353	1970 (14 games)
	1954 (12 games)
356	1964 (14 games)
373	2009 (16 games)**

Most, game

*72	vs. Brooklyn, 10/20/35
63	vs. MIN, 10/20/77
62	vs. BUF, 10/7/79

Fewest, game

11	at MIN, 11/29/09
	at PHI, 9/12/94
12	Four times, last vs. ARZ, 11/8/09

YARDS

Most, season

2,974	1984 (16 games)
2,847	1934 (13 games)
2,811	1977 (14 games)

Fewest, season

988	1982 (9 games)
1,092	1970 (14 games)
1,142	1954 (12 games)
1,330	2007 (16 games)**

Most, game

408	vs. Brooklyn, 10/20/35
406	vs. GB, 11/6/55
375	at GB, 10/30/77

Fewest, game

1	at LA Rams, 10/26/52
27	at GB, 12/11/94

AVERAGE

Highest, season

5.02	1934 (13 games)
4.90	1955 (12 games)
4.75	1968 (14 games)
4.67	1983 (16 games)**

Lowest, season

3.08	1953 (12 games)
3.09	1970 (14 games)
3.14	2007 (16 games)

Highest, game

13.75	at CIN, 9/30/34
7.55	vs. DET, 10/4/09 (20 for 151)
6.94	at GB, 10/30/77 (54 for 375)

Lowest, game

0.03	at LA Rams, 10/26/52 (33 for 1)
1.72	vs. GB, 11/11/01 (25 for 43)
1.86	at DAL, 12/27/92 (15 for 28)

TOUCHDOWNS

Most, season

30	1941 (11 games)
27	1985 (16 games)
	1965 (14 games)

Fewest, season

3	1970 (14 games)
	1933 (13 games)
200	4 1999 (16 games)

**Indicates 16-game record



Most, game

- 6 vs. DET, 10/19/41
- 5 vs. MIA, 9/4/88
- 4 Last: at TB, 10/8/89

FUMBLES

Most, season

- †56 1938 (11 games)
- 40 1973 (14 games)
- 1972 (14 games)
- 37 1988 (16 games)**

Fewest, season

- 16 1982 (9 games)
- 1963 (14 games)
- 19 2010 (16 games)
- 2008 (16 games)
- 21 2001 (16 games)
- 1994 (16 games)
- 1979 (16 games)

Most, game

- 8 at NYG, 12/18/77
- at Chi. Cards, 9/11/38
- 7 vs. GB, 10/21/85
- at BAL, 12/5/65

FUMBLES LOST

Most, season

- 26 1973 (14 games)
- 22 1986 (16 games)**

Fewest, season

- 7 2009 (16 games)
- 8 2001 (16 games)
- 1982 (9 games)
- 1978 (16 games)
- 9 2003 (16 games)
- 1996 (16 games)

Most, game

- 5 vs. DET, 10/4/98
- vs. DAL, 9/16/73
- 4 Last: at CAR, 12/22/02

OWN RECOVERED

Most, season

- *37 1938 (11 games)
- 21 2007 (16 games)
- 20 1981 (16 games)

Fewest, season

- 5 1963 (14 games)
- 1955 (12 games)
- 6 2008 (16 games)
- 1989 (16 games)

Most, game

- 7 at NYG, 12/18/77
- at Chi. Cards, 9/11/38
- 6 at GB, 11/15/81
- 5 at DET, 9/30/07
- at MIN, 10/5/75

PASSING

ATTEMPTS

Most, season

- 684 1999 (16 games)
- 595 1997 (16 games)
- 569 2007 (16 games)

Fewest, season

- 147 1937 (11 games)
- 148 1932 (14 games)
- 170 1936 (12 games)
- 352 1978 (16 games)**

Most, game

- 65 vs NYJ, 11/16/97
- 63 at WAS, 10/31/99
- 59 at NYG, 10/23/49

Fewest, game

- 4 vs. DET, 10/15/67
- 7 vs. TB, 11/26/78
- 8 vs. DET, 10/19/80
- vs. BUF, 10/7/79

COMPLETIONS

Most, season

- 404 1999 (16 games)
- 340 2009 (16 games)
- 336 1997 (16 games)

Fewest, season

- 56 1937 (11 games)
- 57 1934 (13 games)
- 58 1936 (12 games)
- 186 1978 (16 games)**

Most, game

- 36 at WAS, 10/31/99
- 34 at DET, 9/30/07
- vs. MIN, 11/14/99
- at NYG, 10/23/49
- 33 vs. NYJ, 11/16/97
- at WAS, 10/25/64

Fewest, game

- 1 Last: at PHI, 12/10/72

COMPLETION PERCENTAGE

Highest, season

- 61.4 1994 (16 games) 308 of 502
- 60.4 2009 (16 games) 340 of 563
- 60.2 1995 (16 games) 315 of 523

**Indicates 16-game record

CHICAGO BEARS TEAM RECORDS - OFFENSE

Lowest, season

29.7	1934 (13 games)	57 of 192
33.2	1935 (12 games)	73 of 220
34.1	1936 (12 games)	58 of 170
45.4	1981 (16 games)	222 of 469**

Highest, game (10+)

83.3	vs. GB, 12/7/80 (20 of 24)
81.5	vs. NYJ, 12/15/02 (22 of 27)
	vs. NE, 12/10/00 (22 of 27)
80.8	at DET, 12/5/10 (21 of 26)

Lowest, game (10+)

11.7	vs. DEN, 12/12/76 (2 of 17)
16.7	vs. GB, 12/31/06 (2 of 12)
21.7	vs. KC, 12/29/90 (5 of 23)

NET YARDS (Gross yards minus sack yards)

Most, season

4,136	1999 (16 games)
3,743	1995 (16 games)
3,473	2009 (16 games)

Fewest, season

955	1934 (13 games)
971	1932 (14 games)
1,014	1937 (11 games)
1,933	1978 (16 games)**

Most, game

488	at NYG, 11/14/43
468	vs. Chi. Cards, 12/11/49

Fewest, game

-20	vs. DET, 11/22/81
-16	at HOU, 11/6/77

TIMES SACKED

Most, season

66	2004 (16 games)
56	2010 (16 games)
55	1969 (14 games)

Fewest, season

15	1995 (16 games)
17	2001 (16 games)
20	1963 (14 games)

Most, game

10	at NYG, 10/3/10
9	vs. GB, 1/2/05
	vs. MIN, 10/25/93
	at DEN, 12/5/71
	at MIN, 11/2/69

YARDS LOST

Most, season

449	2004 (16 games)
439	1969 (14 games)
395	1973 (14 games)

Fewest, season

95	1995 (16 games)
109	1947 (12 games)
120	2001 (16 games)

Most, game

78	at MIN, 11/2/69
70	at DEN, 12/5/71

TOUCHDOWN PASSES

Most, season

29	1995 (16 games)
	1947 (12 games)
28	1943 (11 games)
27	2009 (16 games)

Fewest, season

5	1950 (12 games)
7	1993 (16 games)
	1978 (16 games)

Most, game

†7	at NYG, 11/14/43
4	Last: at PHI, 11/28/10

HAD INTERCEPTED

Most, season

35	1954 (12 games)
	1947 (12 games)
32	1960 (14 games)
28	1978 (16 games)**

Fewest, season

7	1932 (14 games)
10	1995 (16 games)
11	1982 (9 games)
	1941 (11 games)

Most, game

8	at DET, 9/22/68
7	at CLE, 12/22/60
	at BAL, 10/2/60
	vs. LA Rams, 10/9/49

Returned for TD, season

*6	1992 (16 games)
----	-----------------

INTERCEPTION PERCENTAGE

Highest, season

14.95	1942 (11 games)	29 int., 194 att.
13.67	1933 (13 games)	29 int., 212 att.
7.95	1978 (16 games)	28 int., 352 att.

Lowest, season

1.91	1995 (16 games)	10 int., 523 att.
2.58	2008 (16 games)	12 int., 465 att.
2.63	1998 (16 games)	13 int., 494 att.

**Indicates 16-game record



PUNTING

PUNTS

Most, season

114	1981 (16 games)
110	2004 (16 games)
100	1976 (14 games)

Fewest, season

32	1941 (11 games)
38	1947 (12 games)
44	1945 (10 games)
58	1995 (16 games)**

Most, game

17	vs. GB, 10/22/33
14	vs. GB, 12/10/33
12	vs. NO, 10/5/97

Fewest, game

0	vs. DET, 10/1/72
	at NYG, 11/28/65
	vs. GB, 11/6/55

GROSS AVERAGE

Highest, season

46.5	1963 (14 games)
45.5	1964 (14 games)
44.8	1996 (16 games)

Lowest, season

35.7	1945 (10 games)
36.2	1983 (16 games)
36.9	1976 (14 games)

Highest, game (4+ punts)

57.3	vs. LA Rams, 11/16/52
54.6	vs. GB, 10/21/85
54.0	at TB, 10/6/85
53.6	at DET, 11/27/97

Lowest, game (4+)

22.1	at MIN, 10/10/76
25.0	at Card-Pitt, 12/3/44
26.4	vs. GB, 10/21/74

PUNT RETURNS

RETURNS

Most, season

64	1984 (16 games)
60	1950 (12 games)
57	1986 (16 games)

Fewest, season

19	1968 (14 games)
22	1967 (14 games)
23	1992 (16 games)

Most, game

11	vs. Chi. Cards, 10/8/50
8	vs. NE, 9/16/85
	at DET, 12/16/84

YARDS

Most, season

781	1948 (12 games)
651	2007 (16 games)
607	2006 (16 games)

Fewest, season

81	1968 (14 games)
97	1966 (14 games)
142	1982 (9 games)
176	1992 (16 games)**

Most, game

152	at ARZ, 10/16/06
151	vs. Chi. Cards, 10/12/41
143	vs. KC, 9/16/07

Fewest, game

-6	vs. MIN, 12/19/65
-5	at DAL, 9/19/10
	vs. DAL, 11/24/68
	vs. GB, 10/16/66

AVERAGE

Highest, season

20.2	1941 (11 games)
17.1	2010 (16 games)
14.8	2007 (16 games)

Lowest, season

3.4	1957 (12 games)
3.8	1953 (12 games)
3.9	1966 (14 games)
6.7	2008 (16 games)**

TOUCHDOWNS

Most, season

4	2007 (16 games)
3	2010 (16 games)
	2006 (16 games)
2	1987 (15 games)
	1941 (11 games)

Most, game

1	Last: at MIN, 12/20/10
---	------------------------

FAIR CATCHES

Most, season

28	1967 (14 games)
----	-----------------

Fewest, season

3	1975 (14 games)
---	-----------------

Most, game

6	vs. MIN, 9/15/96
	vs. MIN, 12/10/67
	at StL Cards, 10/31/66
5	Last: vs. GB, 12/3/00

* NFL Record

† Tied NFL Record

CHICAGO BEARS TEAM RECORDS - OFFENSE

KICK RETURNS

RETURNS

Most, season

83	2002 (16 games)
80	2009 (16 games)
79	1997 (16 games)

Fewest, season

20	1942 (11 games)
26	1963 (14 games)
29	1941 (11 games)
	1948 (12 games)
	1943 (10 games)
43	1985 (16 games)**

Most, game

10	at Chi. Cards, 11/27/55
9	at SF, 9/7/03
	at GB, 12/11/94
	at SF, 12/23/91
8	Last: at MIN, 11/29/09

Fewest, game

0	Last: at TB, 11/6/94
---	----------------------

YARDS

Most, season

1,999	2009 (16 games)
1,919	2008 (16 games)
1,762	2002 (16 games)

Fewest, season

424	1963 (14 games)
537	1942 (11 games)
632	1982 (9 games)
763	1991 (16 games)**

Most, game

304	vs. GB, 11/9/52
251	at PIT, 9/17/67
248	at MIN, 11/29/09

Fewest, game

-1	vs. GB, 12/23/07
----	------------------

AVERAGE

Highest, season

*29.4	1972 (14 games)
27.9	1966 (14 games)
26.9	1942 (11 games)
25.4	2010 (16 games)**

Lowest, season

16.3	1990 (16 games)
	1963 (14 games)
16.4	1983 (16 games)

TOUCHDOWNS

Most, season

†4	1970 (14 games)
3	1967 (14 games)
2	Last: 2007 (16 games)

Most, game

†2	at STL, 12/11/06
	vs. GB, 11/9/52
	at GB, 9/22/40

PENALTIES

Most, season

124	2004 (16 games)
122	1948 (12 games)
121	1981 (16 games)
	1944 (10 games)

Fewest, season

57	1955 (12 games)
58	1982 (9 games)
61	1953 (12 games)
63	2001 (16 games)**

Most, game

†22	at PHI, 11/26/44
17	at OAK, 9/26/99
16	at TB, 10/21/84
	at DEN, 10/16/78
	at BAL, 12/5/65

Fewest, game

†0	5 times, last vs. PHI, 12/24/95
1	Last: at BAL, 12/20/09

YARDS PENALIZED

Most, season

1,194	1968 (14 games)
1,107	1951 (12 games)
1,066	1948 (12 games)
966	1981 (16 games)**

Fewest, season

350	1938 (11 games)
354	1935 (12 games)
416	1939 (11 games)
503	1994 (16 games)**

Most, game

170	at PHI, 11/26/44
147	at DEN, 10/16/78
	vs. WAS, 10/3/67
144	vs. LA Rams, 10/10/77

Fewest, game

†0	vs. PHI, 12/24/95
	at STL, 9/24/95
	at DET, 11/28/91
	vs. MIN, 10/23/72
	at CLE, 10/9/38
5	Last: vs. JAX, 12/7/08



SCORING

POINTS ALLOWED

Most, season

- 421 1997 (16 games)
- 379 2002 (16 games)
- 1975 (14 games)
- 1964 (14 games)

Fewest, season

- 21 1920 (13 games)
- 35 1923 (12 games)
- *44 1932 (14 games) *Modern Era Record
- 1922 (12 games)
- 187 1986 (16 games)**

Most, game

- 55 at DET, 11/27/97
- 53 at Chi. Cards, 11/27/55
- 52 at SF, 12/23/91
- at SF, 9/19/65
- at BAL, 9/27/64

Most, first half

- 34 at BAL, 10/4/58 (27, 7)
- 33 vs. NE, 12/12/10 (7, 26)
- at SF, 9/7/03 (10, 23)
- 31 Last: vs. ARZ, 11/8/09 (14, 17)

Most, second half

- 38 at DET, 11/27/97 (17, 21)
- 35 at GB, 9/30/62 (21, 14)
- 34 at DET, 9/30/07 (0, 34)

Most, first quarter

- 27 at BAL, 10/4/58
- 20 at TB, 10/25/87

Most, second quarter

- 31 at MIA, 12/2/85
- 26 vs. NE, 12/12/10
- 24 vs. NYJ, 12/26/10
- at MIN, 11/29/09
- at TB, 12/22/96
- at SF, 9/19/65

Most, third quarter

- 24 at DAL, 12/27/92
- 21 Last: at SEA, 9/23/84

Most, fourth quarter

- *34 at DET, 9/30/07
- 28 at SF, 12/23/91
- vs. GB, 11/6/55
- at LA Rams, 10/26/52
- 21 Last: vs. TB, 12/17/06

**Indicates 16-game record

TOUCHDOWNS ALLOWED

Most, season

- 50 1997 (16 games)
- 48 1975 (14 games)
- 47 1964 (14 games)

Fewest, season

- †6 1932 (14 games)
- 18 1963 (14 games)
- 20 2005 (16 games)
- 1986 (16 games)
- 1982 (9 games)

Most, game

- 7 Last: at DET, 11/27/97
- 6 Last: at CIN, 10/25/09

EXTRA POINTS ALLOWED

Most, season

- 47 1975 (14 games) 47 of 48
- 46 1964 (14 games) 46 of 47
- 45 1997 (16 games) 45 of 45

Fewest, season

- 4 1932 (14 games)
- 18 1982 (9 games) 18 of 20
- 1963 (14 games) 18 of 18
- 19 2005 (16 games) 19 of 20
- 2001 (16 games) 19 of 20
- 1986 (16 games) 19 of 20

Most, game

- 7 at DET, 11/27/97
- at SF, 12/23/91
- at SF, 9/19/65
- at BAL, 9/27/64
- at GB, 9/30/62
- 6 Last: at CIN, 10/25/09

OPPONENTS' EXTRA POINTS MISSED

Most, season

- 6 1955 (12 games)
- 4 1978 (16 games) 28 of 32
- 1974 (14 games) 29 of 33
- 1970 (14 games) 27 of 31
- 3 Last: 1990 (16 games) 28 of 31

Most, game

- 3 vs. CLE, 11/24/40
- 2 Last: at TB, 10/22/79

FIELD GOALS MADE ALLOWED

Most, season

- 38 2008 (16 games)
- 37 2002 (16 games)
- 31 2003 (16 games)

* NFL Record

† Tied NFL Record

CHICAGO BEARS TEAM RECORDS - DEFENSE

Fewest, season

- [†]0 1942 (11 games)
- 1932 (14 games)
- 1 1943 (12 games)
- 2 1944 (12 games)
- 12 1979 (16 games)**
- 1985 (16 games)**

Most, game

- 5 at ATL, 10/12/08
- vs. OAK, 10/5/03
- at SF, 9/7/03
- vs. TB, 12/29/02
- at MIN, 10/10/99
- vs. KC, 12/29/90
- vs. MIN, 9/23/73
- vs. WAS, 11/14/71

FIELD GOAL ATTEMPTS ALLOWED

Most, season

- 44 2002 (16 games)
- 41 1994 (16 games)
- 1971 (14 games)
- 39 1973 (14 games)

Fewest, season

- 2 1942 (11 games)
- 5 1951 (12 games)
- 6 1944 (10 games)
- 19 1985 (16 games)**

Most, game

- 7 vs. DAL, 11/24/68
- 6 Last: at SEA, 9/27/09
- 5 Last: at ARZ, 10/16/06

OPPONENTS' FIELD GOALS MISSED

Most, season

- 18 1968 (14 games) 13 of 31
- 15 1971 (14 games) 24 of 39
- 14 1967 (14 games) 10 of 24
- 13 1987 (16 games) 18 of 31
- 1980 (16 games) 14 of 27

Fewest, season

- 3 1978 (16 games) 16 of 19

Most, game

- 5 vs. DAL, 11/24/68 (2 of 7)
- 4 vs. ATL, 9/26/76 (1 of 5)
- at NO, 10/7/73 (0 of 4)
- 3 Last: vs. GB, 10/7/02 (2 of 5)

OPPONENTS' SAFETIES AGAINST

Most, season

- 2 Last: 1988 (16 games)

Most, game

- 1 Last: at JAX, 12/12/04

FIRST DOWNS

TOTAL ALLOWED

Most, season

- 332 1989 (16 games)
- 328 2002 (16 games)
- 316 1995 (16 games)

Fewest, season

- 98 1942 (11 games)
- 166 1982 (9 games)
- 196 1963 (14 games)
- 216 1984 (16 games)**

Most, game

- 35 at WAS, 11/26/89
- 31 at MIN, 11/29/09
- vs. IND, 11/21/04
- at CLE, 11/3/80

Fewest, game

- 3 at DET, 11/23/41
- at CLE, 10/9/38
- 5 at GB, 10/17/91
- 6 Last: vs. SEA, 9/9/90

RUSHING ALLOWED

Most, season

- 138 1973 (14 games)
- 128 1978 (16 games)
- 124 1977 (14 games)

Fewest, season

- *35 1942 (11 games)
- 49 1943 (10 games)
- 1944 (10 games)
- 53 1982 (9 games)
- 67 1986 (16 games)**

Most, game

- 19 vs. DEN, 12/12/76
- at MIN, 10/17/65
- 17 vs. LA Rams, 12/2/73
- 15 vs. IND, 11/21/04
- vs. MIN, 9/15/94

Fewest, game

- [†]0 vs. DET, 11/20/94
- vs. BUF, 10/2/88
- at TB, 10/6/85
- at DET, 10/28/45
- at Chi. Cards, 12/6/42
- at CLE, 10/10/37

**Indicates 16-game record

* NFL Record

[†] Tied NFL Record



PASSING ALLOWED

Most, season

212	1995 (16 games)
208	2008 (16 games)
196	1999 (16 games)

Fewest, season

*33	1943 (10 games)
38	1944 (10 games)
44	1945 (10 games)
122	1984 (16 games)**

Most, game

23	at SF, 12/17/00
22	vs. TB, 9/21/08 at MIN, 9/19/85

Fewest, game

†0	Last: vs. ATL, 11/24/85
----	-------------------------

BY PENALTY

Most, season

36	1968 (14 games)
33	2002 (16 games)
30	1988 (16 games)

Fewest, season

10	1953 (12 games)
11	2010 (16 games) 1982 (9 games) 1977 (14 games)
12	1994 (16 games)

Most, game

7	at PHI, 11/26/44
5	vs. WAS, 9/15/68
4	Last: at GB, 12/25/05

NET YARDS

YARDS ALLOWED (Rushing & passing)

Most, season

5,729	1989 (16 games)
5,704	1999 (16 games)
5,675	2007 (16 games)

Fewest, season

1,703	1942 (11 games)
2,006	1944 (10 games)
2,133	1938 (11 games)
3,860	1984 (16 games)**

Most, game

583	at LA Rams, 12/26/82
557	at LA Rams, 10/24/54
550	at CLE, 11/25/61

Fewest, game

33	vs. PHI, 10/25/42
54	at PIT, 10/2/39
86	vs. PIT, 11/9/69

RUSHING

ATTEMPTS ALLOWED

Most, season

564	1978 (16 games)
563	1973 (14 games)
547	1975 (14 games)

Fewest, season

260	1982 (9 games)
294	1942 (11 games)
298	1944 (10 games)
359	1985 (16 games)**

Most, game

59	vs. DEN, 12/12/76
55	at DAL, 10/24/76
54	at NE, 10/30/88

Fewest, game

10	vs. ATL, 9/27/92 vs. BUF, 10/2/88 vs. MIA, 9/4/88
11	vs. GB, 11/27/88
12	vs. DET, 11/22/87

YARDS ALLOWED

Most, season

2,509	1973 (14 games)
2,174	1978 (16 games)
2,157	1977 (14 games)

Fewest, season

*519	1942 (11 games)
812	1939 (11 games)
902	1982 (9 games)
1,313	2001 (16 games)**

Most, game

393	at DET, 11/26/36
356	vs. DEN, 12/12/76
311	vs. MIN, 10/14/07

Fewest, game

-36	vs. PHI, 11/19/39
-17	at Chi. Cards, 12/6/42
0	vs. BUF, 10/2/88
11	at MIN, 10/28/96

AVERAGE ALLOWED

Highest, season

5.28	1955 (12 games)
5.26	1951 (12 games)
4.73	1962 (14 games)
4.45	1994 (16 games)**

Lowest, season

1.77	1942 (11 games)
2.26	1937 (11 games)
2.30	1939 (11 games)
3.41	1988 (16 games)**

CHICAGO BEARS TEAM RECORDS - DEFENSE

Highest, game

- 9.52 at DEN, 11/23/03 (21 for 200 yards)
- 9.11 at NYJ, 9/25/94 (18 for 164 yards)
- 8.30 at MIN, 10/10/99 (20 for 166 yards)

Lowest, game

- 0.89 at Chi. Cards, 12/6/42 (N/A)
- 0.00 vs. BUF, 10/2/88 (10 for 0 yards)
- 0.69 vs. TEN, 11/9/08 (29 for 20 yards)

TOUCHDOWNS ALLOWED

Most, season

- 25 1975 (14 games)
- 21 1989 (16 games)
- 20 1983 (16 games)
- 1932 (12 games)
- 1954 (10 games)

Fewest, season

- 3 1942 (11 games)
- 1932 (14 games)
- 4 1986 (16 games)
- 1982 (9 games)
- 1933 (13 games)

Most, game

- 6 at Chi. Cards, 11/28/29
- 5 vs. GB, 11/4/62
- at GB, 9/30/62
- 4 Last: at DET, 11/27/97

PASSING

ATTEMPTS ALLOWED

Most, season

- 622 2008 (16 games)
- 602 2001 (16 games)
- 595 1995 (16 games)

Fewest, season

- 187 1933 (13 games)
- 190 1938 (11 games)
- 194 1935 (12 games)
- 435 1984 (16 games)**

Most, game

- 67 vs. TB, 9/21/08
- 62 vs. PHI, 10/2/89
- 60 vs. NO, 12/30/07

Fewest, game

- 3 at DET, 11/28/35
- vs. NYG, 11/17/35
- 9 vs. ATL, 9/17/72
- 10 vs. GB, 11/12/72

COMPLETIONS ALLOWED

Most, season

- 383 2008 (16 games)
- 374 1995 (16 games)
- 363 2010 (16 games)

Fewest, season

- 59 1935 (12 games)
- 63 1933 (13 games)
- 64 1943 (12 games)
- 197 1984 (16 games)**

Most, game

- 41 at TB, 11/18/01
- 38 vs. TB, 9/21/08
- 36 vs. NE, 11/20/02
- at SF, 12/17/00
- vs. GB, 12/5/93

Fewest, game

- ¹0 at GB, 9/25/49
- at Boston, 11/5/33
- vs. Chi. Cards, 10/15/33
- 1 vs. SF, 11/13/05
- 3 vs. ATL, 11/24/85
- vs. GB, 12/16/73
- at GB, 11/4/73

OPPONENTS' COMPLETION PERCENTAGE

Highest, season

- 64.2 2009 (16 games)
- 64.0 1998 (16 games)
- 63.4 2007 (16 games)

Lowest, season

- 30.4 1935 (12 games)
- 31.5 1943 (10 games)
- 32.3 1934 (13 games)
- 44.4 1981 (16 games)**

Highest, game (10+ attempts)

- 86.7 at BAL, 9/27/64
- 85.0 at ATL, 10/14/73
- 83.3 at CIN, 10/25/09
- at DET, 9/30/07

Lowest, game (10+)

- 0.0 at GB, 9/25/49
- 7.7 vs. SF, 11/13/05
- 17.4 vs. ATL, 11/24/85
- at DET, 11/5/67

NET YARDS ALLOWED

Most, season

- 4,001 1995 (16 games)
- 3,859 2008 (16 games)
- 3,832 1989 (16 games)

Fewest, season

- 691 1933 (13 games)
- 1,674 1973 (14 games)
- 1,765 1963 (14 games)
- 2,486 1984 (16 games)**

**Indicates 16-game record

**Most, game**

- 506 at LA Rams, 12/26/82
- 411 at MIN, 9/19/85
- 407 vs. TB, 9/21/08

Fewest, game

- 22 vs. ATL, 11/24/85
- 12 at GB, 11/4/73
- 7 vs. TB, 11/26/78

SACKS (since 1972)**Most, season**

- 72 1984 (16 games)
- 70 1987 (15 games)
- 64 1985 (16 games)

Fewest, season

- 18 2003 (16 games)
- 23 1972 (14 games)
- 25 1974 (14 games)

Most, game

- 12 at DET, 12/16/84
- 11 at PHI, 10/4/87
- vs. MIN, 10/28/84
- 9 Last: at LA Raiders, 12/27/87

YARDS LOST**Most, season**

- 583 1984 (16 games)
- 503 1986 (16 games)
- 484 1987 (15 games)

Fewest, season

- 105 2003 (16 games)
- 154 1953 (12 games)
- 171 1974 (14 games)

Most, game

- 114 vs. MIN, 12/17/61
- 107 vs. DET, 11/20/60
- 101 vs. MIN, 10/28/84

TD PASSES ALLOWED**Most, season**

- 29 2009 (16 games)
- 27 1998 (16 games)
- 1995 (16 games)
- 1964 (14 games)
- 1961 (14 games)

Fewest, season

- 2 1934 (13 games)
- 3 1936 (12 games)
- 1932 (14 games)
- 4 1933 (13 games)
- 10 2005 (16 games)**

Most, game

- 5 vs. ARZ, 11/8/09
- at CIN, 10/25/09
- at GB, 11/12/95
- at MIN, 11/28/82
- at PIT, 9/28/80
- vs. SF, 11/19/72
- 4 Last: vs. IND, 11/21/04

TURNOVERS**TAKEAWAYS****Most, season**

- 58 1947 (12 games)
- 54 1985 (16 games)
- 51 1963 (14 games)

Fewest, season

- 20 2003 (16 games); 15 INTs, 5 FRs
- 2000 (16 games); 11 INTs, 9 FRs
- 1982 (9 games); 13 INTs, 7 FRs
- 22 1994 (16 games); 12 INTs, 10 FRs

Most, game

- †12 at DET, 11/22/42 (7 int, 5 fum)
- 9 vs. SIL Cards, 11/19/67 (7 int, 2 fum)
- 8 vs. TB, 9/2/84 (6 int, 2 fum)
- at GB, 9/24/67 (5 int, 3 fum)
- vs. PHI, 10/27/63 (4 int, 4 fum)
- at LA Rams, 10/13/63 (6 int, 2 fum)

FUMBLES**OPPONENTS' FUMBLES****Most, season**

- 44 1952 (12 games)
- 38 1990 (16 games)
- 37 2010 (16 games)
- 1987 (15 games)
- 1983 (16 games)
- 1976 (14 games)
- 1972 (14 games)

Fewest, season

- 13 1960 (12 games)
- 17 2008 (16 games)
- 1988 (16 games)

Most, game

- 7 at GB, 9/16/90
- vs. GB, 12/18/83
- at LA Rams, 9/16/66
- at LA Rams, 11/15/64
- 6 vs. WAS, 10/24/10

* NFL Record

† Tied NFL Record

CHICAGO BEARS TEAM RECORDS - DEFENSE

OPPONENTS' FUMBLES LOST

Most, season

- 26 1952 (12 games)
- 24 1965 (14 games)
- 1962 (14 games)
- 23 1976 (14 games)
- 1971 (14 games)
- 22 1981 (16 games)**

Fewest, season

- 5 2003 (16 games)
- 6 1945 (10 games)
- 1943 (10 games)
- 7 1982 (9 games)

Most, game

- 5 at OAK, 9/26/99
- at KC, 11/8/81
- at DEN, 9/30/73
- 4 Last: at DET, 12/22/85

TOUCHDOWNS ON FUMBLES

Most, season

- 5 1942 (11 games)
- 2 Last: 2006 (16 games)

Most, game

- 2 at ARZ, 10/16/06
- vs. WAS, 11/28/48
- 1 Last: at IND, 9/7/08

INTERCEPTIONS

INTERCEPTIONS

Most, season

- 37 1935 (12 games)
- 36 1963 (14 games)
- 35 1936 (12 games)
- 34 1985 (16 games)**

Fewest, season

- 9 2002 (16 games)
- 10 1964 (14 games)
- 1960 (12 games)

Most, game

- 7 vs. StL Cards, 11/19/67
- at Chi. Cards, 12/5/54
- at DET, 11/22/42
- at GB, 9/22/40
- 6 vs. TB, 9/2/84
- at LA Rams, 10/13/63

YARDS RETURNED

Most, season

- 585 1941 (11 games)
- 546 2004 (16 games)
- 537 1963 (14 games)

Fewest, season

- 60 1997 (16 games)
- 69 1987 (15 games)
- 99 1982 (9 games)

Most, game

- 149 vs. LA Rams, 10/11/64
- 140 vs. GB, 12/4/05

TOUCHDOWNS

Most, season

- 5 2004 (16 games)
- 4 Last: 2005 (16 games)
- 3 Last: 2001 (16 games)

Most, game

- 2 Last: vs. GB, 12/5/93

PUNTING

PUNTS ALLOWED

Most, season

- 100 2006 (16 games)
- 1986 (16 games)
- 1984 (16 games)
- 99 1983 (16 games)
- 98 1981 (16 games)

Fewest, season

- 42 1945 (10 games)
- 49 1982 (9 games)
- 56 1941 (11 games)
- 62 1995 (16 games)**

Most, game

- 16 vs. Chi. Cards, 11/30/33
- 15 vs. NYG, 11/17/35
- 11 vs. TB, 12/17/07
- at CAR, 12/22/02
- vs. NE, 9/16/85
- at CLE, 10/15/72

Fewest, game

- †0 vs. GB, 12/17/89
- at MIA, 9/23/79
- at GB, 9/24/67
- at DET, 12/2/56

GROSS AVERAGE ALLOWED

Highest, season

- 46.6 1964 (14 games)
- 43.7 2006 (16 games)
- 43.5 1997 (16 games)

Lowest, season

- 35.4 1978 (16 games)
- 36.3 1976 (14 games)
- 37.3 1995 (16 games)

**Indicates 16-game record

**Highest, game (4+ punts)**

61.8 vs. DET, 11/24/46
 55.3 at DAL, 9/28/97
 54.5 at SF, 11/19/61

Lowest, game (4+)

19.0 vs. GB, 12/23/07
 23.6 vs. ATL, 11/19/78
 25.5 at PIT, 11/30/58

PUNT RETURNS

RETURNS ALLOWED**Most, season**

66 1981 (16 games)
 58 1974 (14 games)
 57 2004 (16 games)

Fewest, season

20 1941 (11 games)
 22 1993 (16 games)
 1965 (14 games)
 23 1986 (14 games)

Most, game

9 at Chi. Cards, 11/29/59
 8 at OAK, 11/11/07
 vs. WAS, 10/11/81
 at ATL, 10/13/74
 7 Last: vs. TB, 12/17/06

Fewest, game

†0 Last: vs. MIN, 11/14/10

YARDS ALLOWED**Most, season**

727 1997 (16 games)
 633 1974 (14 games)
 612 1952 (12 games)

Fewest, season

106 1969 (14 games)
 110 1972 (14 games)
 115 1993 (16 games)

Most, game

147 vs. GB, 11/8/59
 117 at ATL, 10/13/74
 116 at TB, 12/21/97

AVERAGE RETURN ALLOWED**Highest, season**

17.0 1941 (11 games)
 16.1 1952 (12 games)
 16.0 1947 (10 games)
 14.0 1997 (16 games)**

Lowest, season

3.8 1969 (14 games)
 4.1 1967 (14 games)
 4.3 1968 (14 games)
 4.8 1986 (16 games)**

TOUCHDOWNS ALLOWED**Most, season**

2 1997 (16 games)
 1996 (16 games)
 1954 (12 games)
 1952 (12 games)
 1947 (12 games)
 1941 (11 games)
 1933 (13 games)

Most, game

1 Last: at DAL, 9/19/10

FAIR CATCHES FORCED**Most, season**

38 1993 (16 games)
 33 2000 (16 games)
 27 2008 (16 games)

Fewest, season

5 1989 (16 games)
 6 1990 (16 games)
 7 1987 (15 games)
 1982 (9 games)
 1980 (16 games)

Most, game

7 vs. DET, 11/21/76
 6 at GB, 12/16/73

KICKOFF RETURNS

RETURNS ALLOWED**Most, season**

83 2006 (16 games)
 78 1985 (16 games)
 73 1990 (16 games)

Fewest, season

30 1982 (9 games)
 32 1971 (14 games)
 33 1957 (12 games)
 1973 (14 games)
 44 1981 (16 games)**

Most, game

10 at DET, 9/24/89
 9 vs. TB, 9/25/93
 vs. GB, 12/7/80
 vs. BAL, 10/21/56
 at Boston, 11/21/48
 8 Last: at MIN, 12/20/10

Fewest, game

†0 Last: vs. MIN, 11/14/10

**Indicates 16-game record

CHICAGO BEARS TEAM RECORDS - DEFENSE

YARDS ALLOWED

Most, season

1,827	1985 (16 games)
1,730	2006 (16 games)
1,656	2008 (16 games)

Fewest, season

435	1940 (11 games)
537	1982 (9 games)
688	1945 (10 games)
918	1993 (16 games)**

Most, game

275	at DET, 9/24/89
254	at LA Rams, 10/13/63
234	vs. GB, 12/7/80

Fewest, game

†0 Last: vs. MIN, 9/18/94

AVERAGE ALLOWED

Highest, season

27.8	1960 (12 games)
26.6	1956 (12 games)
26.1	1957 (12 games)
24.4	2008 (16 games)**

Lowest, season

16.0	1946 (11 games)
16.6	1999 (16 games)
17.3	1993 (16 games)

TOUCHDOWNS ALLOWED

Most, season

1 Last: 2007

Most, game

1 Last: at DET, 9/30/07

* NFL Record

† Tied NFL Record

PENALTIES

OPPONENTS' PENALTIES

Most, season

132	2006 (16 games)
129	1980 (16 games)
120	2004 (16 games)
	1987 (15 games)

Fewest, season

34	1942 (11 games)
43	1941 (11 games)
52	1982 (9 games)
78	2000 (16 games)**

Most, game

21	at CLE, 11/25/51
18	vs. GB, 9/27/10
16	at GB, 11/8/87

Fewest, game

†0	Last: vs. DEN, 12/18/93
1	Last: vs. GB, 12/23/07

OPPONENTS' YARDS PENALIZED

Most, season

1,109	1980 (16 games)
1,103	1987 (15 games)
1,084	2006 (16 games)

Fewest, season

110	1937 (11 games)
451	1982 (9 games)
601	1974 (14 games)
645	1994 (16 games)**

Most, game

209	at CLE, 11/25/51
152	vs. GB, 9/27/10
149	vs. NO, 10/8/00

Fewest, game

†0	Last: vs. DEN, 12/18/93
5	Last: vs. LA Rams, 12/18/94

TAKEAWAY LEADERS

Since Lovie Smith took over as head coach of the Bears in 2004, Chicago has recorded the most takeaways in the NFL with 235. During that time the Bears rank second in the NFL in interceptions (137), trailing the Baltimore Ravens (144). Chicago's 98 opponent fumble recoveries during that time also rank second in the National Football League behind Detroit (103).

MOST TAKEAWAYS

Since 2004

Team	FR	INT	Takeaways
1. Chicago Bears	98	137	235
2. Carolina Panthers	95	128	223
3. Cincinnati Bengals	85	136	221
4. Baltimore Ravens	72	144	216
5. New England Patriots	80	128	208



SERVICE

Games

- 13 Mark Bortz, 1983-94
- 12 Kevin Butler, 1985-95
- Dennis Gentry, 1982-91
- Dan Hampton, 1979-90
- Jay Hilgenberg, 1981-91
- Steve McMichael, 1981-93
- Ron Rivera, 1984-92
- Mike Singletary, 1981-92
- Keith Van Horne, 1981-93
- 11 Jim Covert, 1983-90

Starts

- 12 Mark Bortz, 1983-94
- Jay Hilgenberg, 1981-91
- Mike Singletary, 1981-92
- Keith Van Horne, 1981-93
- 11 Jim Covert, 1983-90
- Dan Hampton, 1979-90
- Steve McMichael, 1981-93
- 10 Richard Dent, 1983-93, 95
- Tom Thayer, 1985-92

SCORING

Points, career

- 74 Kevin Butler, 1985-95
- 37 **Robbie Gould**, 2005-10
- 33 Jack Manders, 1933-41

Points, game

- 15 Jack Manders, vs. WAS, 12/12/37
- 14 Kevin Butler, vs. NE, 1/26/86
- 13 **Robbie Gould**, vs. NO, 1/21/07

Touchdowns, career

- 4 Thomas Jones, 2004-06
- Dennis McKinnon, 1983-85, 87-89
- Norm Standlee, 1941
- Harry Clark, 1940-43
- 3 Willie Gault, 1983-87
- Jim McMahon, 1982-88
- Ken Kavanaugh, 1940-41, 45-50
- Dante Magnani, 1943, 46, 49

Touchdowns, game

- 2 Last: **Jay Cutler**, vs. SEA, 1/16/11

Field Goals, career

- 16 Kevin Butler, 1985-95
- 6 **Robbie Gould**, 2005-10
- Bob Snyder, 1939-41, 43
- Jack Manders, 1933-40
- 2 Bob Thomas, 1975-84

Field Goals, game

- 3 Last: **Robbie Gould**, vs. NO, 1/21/07
- 2 Last: **Robbie Gould**, vs. SEA, 1/14/07

Field Goals, long

- 49 **Robbie Gould**, vs. SEA, 1/14/07
- 46 Kevin Butler, vs. PHI, 12/31/88
- 44 **Robbie Gould**, vs. IND, 2/4/07

RUSHING

Attempts, career

- 180 Walter Payton, 1975-87
- 81 Neal Anderson, 1986-93
- 75 Thomas Jones, 2004-06

Attempts, game

- 27 Neal Anderson, vs. NO, 1/6/91
- Walter Payton, vs. NYG, 1/5/86
- 25 **Matt Forté**, vs. SEA, 1/16/11
- 24 Last: Cedric Benson, vs. NO, 1/21/07

Yards, career

- 632 Walter Payton, 1975-87
- 381 Thomas Jones, 2004-06
- 279 Neal Anderson, 1986-93

Yards, game

- 123 Thomas Jones, vs. NO, 1/21/07
- 119 George McAfee, vs. GB, 12/14/41
- 112 Thomas Jones, vs. IND, 2/4/07

Touchdowns, career

- 4 Thomas Jones, 2004-06
- Norm Standlee, 1941
- 3 Jim McMahon, 1982-88
- 2 **Jay Cutler**, 2009-10
- Chester Taylor, 2010
- Walter Payton, 1975-87
- Sid Luckman, 1939-50
- Bronko Nagurski, 1930-37, 43
- Harry Clark, 1940-43
- Bill Wade, 1961-66

Touchdowns, game

- 2 Last: **Jay Cutler**, vs. SEA, 1/16/11

Long

- 68 Bill Osmanski, at WAS, 12/8/40
- 58 Thomas Sanders, vs. PHI, 12/31/88
- 52 Thomas Jones, vs. IND, 2/4/07

PASSING

Attempts, career

- 133 Rex Grossman, 2003-06
- 127 Jim McMahon, 1982-88
- 93 Mike Tomczak, 1985-90

Attempts, game

- 44 Jim Harbaugh, vs. DAL, 12/29/91
- 41 Rex Grossman, vs. CAR, 1/15/06
- 38 Rex Grossman, vs. SEA, 1/14/07

CHICAGO BEARS INDIVIDUAL POSTSEASON RECORDS

Completions, career

- 70 Jim McMahon, 1982-88
- 69 Rex Grossman, 2003-08
- 45 Mike Tomczak, 1985-90
- Sid Luckman, 1939-50

Completions, game

- 22 Jim Harbaugh, vs. DAL, 12/29/91
- 21 Rex Grossman, vs. SEA, 1/14/07
- 20 Rex Grossman, vs. IND, 2/4/07

Yards, career

- 967 Jim McMahon, 1982-88
- 783 Rex Grossman, 2003-08
- 721 Sid Luckman, 1939-50

Yards, game

- 286 Sid Luckman, vs. WAS, 12/26/43
- 282 Rex Grossman, vs. SEA, 1/14/07
- 274 Jay Cutler, vs. SEA, 1/16/11

Touchdowns, career

- 9 Sid Luckman, 1939-50
- 4 Jim McMahon, 1982-88
- Rex Grossman, 2003-08
- 2 Last: Jay Cutler, 2009-10

Touchdowns, game

- 5 Sid Luckman, vs. WAS, 12/26/43
- 2 Last: Jay Cutler, vs. SEA, 1/16/11
- 1 Last: Caleb Hanie, vs. GB, 1/23/11

Interceptions, career

- 5 Mike Tomczak, 1985-90
- 4 Jim McMahon, 1982-88
- Bob Avellini, 1975-84
- Sid Luckman, 1939-50
- Rex Grossman, 2003-08
- 3 Johnny Lujack, 1948-51
- Steve Walsh, 1994

Interceptions, game

- 4 Bob Avellini, at DAL, 12/26/77
- 3 Mike Tomczak, vs. PHI, 12/31/88
- Jim McMahon, vs. WAS, 1/10/88
- Johnny Lujack, at LA Rams, 12/17/50
- 2 Last: Caleb Hanie, vs. GB, 1/23/11

Long

- 75t Steve Fuller, at WAS, 12/30/84
- 68t Rex Grossman, vs. SEA, 1/14/07
- 67t George Corbett, vs. NYG, 12/17/33

RECEIVING

Receptions, career

- 22 Walter Payton, 1975-87
- 20 Dennis McKinnon, 1983-85, 87-88
- 19 Bernard Berrian, 2004-07

Receptions, game

- 10 Matt Forté, vs. GB, 1/23/11
- 9 Tom Waddle, vs. DAL, 12/29/91

- 7 Wendell Davis, vs. DAL, 12/29/91
- Walter Payton, vs. LA Rams, 1/12/86

Yards, career

- 454 Willie Gault, 1983-87
- 345 Dennis McKinnon, 1983-85, 87-88
- 296 Bernard Berrian, 2004-07

Yards, game

- 129 Willie Gault, vs. NE, 1/26/86
- 122 Dante Magnani, vs. WAS, 12/26/43
- 113 Greg Olsen, vs. SEA, 1/16/11

Touchdowns, career

- 4 Dennis McKinnon, 1983-85, 87-89
- 3 Willie Gault, 1983-88
- 2 Bernard Berrian, 2004-07
- Ken Kavanaugh, 1940-41, 45-50
- Dante Magnani, 1943, 46, 49
- Harry Clark, 1940-43
- Bill Karr, 1933-38

Touchdowns, game

- 2 Dennis McKinnon, vs. NYG, 1/5/86
- Harry Clark, vs. WAS, 12/26/43
- Dante Magnani, vs. WAS, 12/26/43
- Bill Karr, vs. NYG, 12/17/33
- 1 Last: Earl Bennett, vs. GB, 1/23/11

Long

- 75t Willie Gault, at WAS, 12/30/84
- 68t Bernard Berrian, vs. SEA, 1/14/07
- 67t Carl Brumbaugh, vs. NYG, 12/17/33

PUNTING

Punts, career

- 44 Brad Maynard, 2001-10
- 29 Maury Buford, 1985-86, 89-91
- 22 Sid Luckman, 1939-50

Punts, game

- 10 Maury Buford, vs. LA Rams, 1/12/86
- Keith Molesworth, vs. NYG, 12/17/33
- 9 Brad Maynard, vs. GB, 1/23/11
- Keith Molesworth, vs. NYG, 12/9/34
- 7 Last: Brad Maynard, vs. NO, 1/21/07

Yards, career

- 1,766 Brad Maynard, 2001-10
- 1,102 Maury Buford, 1985-91
- 863 Sid Luckman, 1939-50

Yards, game

- 398 Keith Molesworth, vs. NYG, 12/17/33
- 366 Keith Molesworth, vs. NYG, 12/9/34
- 363 Maury Buford, vs. LA Rams, 1/12/86

Long

- 66 Brad Maynard, vs. NO, 1/21/07
- 63 Sam Francis, vs. WAS, 12/12/37
- 61 George McAfee, vs. GB, 12/21/41



PUNT RETURNS

Returns, career

- 11 Devin Hester, 2006-10
Keith Ortego, 1985-87
- 9 George McAfee, 1940-41, 45-50

Returns, game

- 6 George McAfee, at LA Rams, 12/17/50
- 5 Keith Ortego, vs. NYG, 1/5/86
Lew Barnes, vs. WAS, 1/3/87
- 4 Keith Ortego, vs. LA Rams, 1/12/86
Keith Molesworth, at NYG, 12/9/34

Yards, career

- 108 George McAfee, 1940-41, 45-50
- 100 Keith Molesworth, 1931-38
- 94 Hugh Gallarneau, 1941-46

Yards, game

- 81 Hugh Gallarneau, vs. GB, 12/14/41
- 79 George McAfee, at LA Rams, 12/17/50
- 67 Keith Molesworth, at NYG, 12/9/34

Touchdowns, career

- 1 Shaun Gayle (5 yards), vs. NYG, 1/5/86
Hugh Gallarneau (81 yards), vs. GB, 12/14/41

Long

- 81t Hugh Gallarneau, vs. GB, 12/14/41
- 28 Keith Molesworth, at NYG, 12/9/34
- 26 Devin Hester, vs. SEA, 1/16/11

KICKOFF RETURNS

Returns, career

- 17 Dennis Gentry, 1982-92
- 10 Willie Gault, 1983-87
- 9 Devin Hester, 2006-10

Returns, game

- 7 Don Bingham, at NYG, 12/30/56
- 6 Autry Denson, vs. PHI, 1/19/02
- 5 Rashied Davis, vs. CAR, 1/15/06
Nate Lewis, at SF, 1/7/95

Yards, career

- 435 Dennis Gentry, 1982-92
- 214 Devin Hester, 2006-10
- 191 Willie Gault, 1983-87

Yards, game

- 127 Dennis Gentry, vs. WAS, 1/3/87
- 125 Nate Lewis, at SF, 1/7/95
- 120 Autry Denson, vs. PHI, 1/19/02

Touchdowns, career

- 1 Devin Hester, 2006-10

Long

- 92t Devin Hester, vs. IND, 2/4/07
- 60 Dennis Gentry, vs. WAS, 1/3/87
- 49 Dennis Gentry, vs. WAS, 1/10/88

INTERCEPTIONS

Interceptions, career

- 4 George McAfee, 1940-41, 45-50
Clyde Turner, 1940-52
- 3 Mike Richardson, 1983-88
Sid Luckman, 1939-50

Interceptions, game

- 2 Gary Fencik, at SF, 1/5/85
George McAfee, at NYG, 12/15/46
Dante Magnini, at NYG, 12/15/46
Sid Luckman, vs. WAS, 12/26/43
George Wilson, vs. GB, 12/14/41
Joe Maniaci, at WAS, 12/8/40
- 1 Last: **Urlacher/Briggs**, vs. GB, 1/23/11

Yards, career

- 68 George McAfee, 1940-41, 45-50
- 61 Larry Morris, 1959-65
- 59 Brian Urlacher, 2001-10

Yards, game

- 61 Larry Morris, vs. NYG, 12/29/63
- 51 Vestee Jackson, vs. PHI, 12/31/88
- 49 Dante Magnani, at NYG, 12/15/46

Touchdowns, career

- 1 Jerry Azumah (39 yards), vs. PHI, 1/19/02
Reggie Phillips (38 yards), vs. NE, 1/26/86
Dante Magnani (19 yards), at NYG, 12/15/46
Hampton Pool (15 yards), at WAS, 12/8/40
George McAfee (34 yards), at WAS, 12/8/40
Clyde Turner (24 yards), at WAS, 12/8/40

Long

- 51 Vestee Jackson, vs. PHI, 12/31/88
- 47 Maurice Douglass vs. PHI, 12/31/88
Jim Morrissey, vs. NE, 1/26/86
- 39 Brian Urlacher, vs. GB, 1/23/11
Jerry Azumah, vs. PHI, 1/19/02

SACKS

Sacks, career

- 10.5 Richard Dent, 1983-93, 95
- 8.0 Dan Hampton, 1979-90
- 5.5 Steve McMichael, 1981-93

Sacks, game

- 3.5 Richard Dent, vs. NYG, 1/5/86
- 3.0 Richard Dent, at WAS, 12/30/84
- 2.0 Trace Armstrong, at MIN, 1/1/95
Otis Wilson, vs. NE, 1/26/86
Dan Hampton, at WAS, 12/30/84
Dan Hampton, at PHI, 12/23/79
- 1.5 Tommie Harris, vs. SEA, 1/16/11

CHICAGO BEARS POSTSEASON TEAM - OFFENSE

Team Postseason Records inclusive of Super Bowl Era only

SCORING

Most Points, Game

- 46 (W) vs. NE (1/26/86)
- 39 (W) vs. NO (1/21/07)
- 35 (W) vs. SEA (1/16/11)
- (W) at MIN (1/1/95)

Fewest Points, Game

- 0 (L) at SF (1/6/85)
- 3 (L) at NYG (1/13/91)
- (L) vs. SF (1/8/89)
- 7 (L) at DAL (12/26/77)

Most Points, Both Teams, Game

- 59 (35-24) vs. SEA (1/16/11)
- (15-44) at SF (1/7/95)
- 56 (46-10) vs. NE (1/26/86)
- 53 (39-14) vs. NO (1/21/07)
- (35-18) at MIN (1/1/95)

Fewest Points, Both Teams, Game

- 21 (21-0) vs. NYG (1/5/86)
- 22 (16-6) vs. NO (1/6/91)
- 23 (0-23) at SF (1/6/85)

Largest Margin of Victory, Game

- 36 (46-10) vs. NE (1/26/86)
- 25 (39-14) vs. NO (1/21/07)
- 24 (24-0) vs. LA Rams (1/12/86)

Most Points, Shutout Victory, Game

- 24 vs. LA Rams (1/12/86)
- 21 vs. NYG (1/5/86)

Most Points Overcome to Win Game

- 3 vs. SEA (1/14/07)
- vs. MIN (1/1/95)
- vs. NE (1/26/86)
- at WAS (12/30/84)

Most Points, Each Half

- 1st: 23 vs. NE (1/26/86)
- 21 vs. SEA (1/16/11)
- vs. SEA (1/14/07)
- 2nd: 23 vs. NO (1/21/07)
- vs. NE (1/26/86)
- 21 at MIN (1/1/95)
- 14 Last: vs. GB (1/23/11)

Most Points, Each Quarter

- 1st: 14 vs. SEA (1/16/11)
- 13 vs. NE (1/26/86)
- 2nd: 14 vs. SEA (1/14/07)
- at MIN (1/1/95)
- 3rd: 21 vs. NE (1/26/86)
- 14 vs. NYG (1/5/86)
- 4th: 21 vs. NO (1/21/07)
- 14 Last: vs. GB (1/23/11)
- OT: 3 vs. SEA (1/14/07)

TOUCHDOWNS

Most Touchdowns, Game

- 5 Last: vs. SEA (1/16/11)
- 4 vs. NO (1/21/07)
- 3 Last: vs. SEA (1/14/07)

Fewest Touchdowns, Game

- 0 at NYG (1/13/91)
- vs. SF (1/8/89)
- at SF (1/6/85)
- 1 Last: vs. DAL (12/29/91)

Most Touchdowns, Both Teams, Game

- 8 (5 and 3) vs. SEA (1/16/11)
- (2 and 6) at SF (1/7/95)
- 7 (5 and 2) at MIN (1/1/95)
- 6 Last: (4 and 2) vs. NO (1/21/07)

Fewest Touchdowns, Both Teams, Game

- 1 (1 and 0) vs. NO (1/6/91)
- 2 (2 and 0) vs. PHI (12/31/88)
- (0 and 2) at SF (1/6/85)
- 3 Last: vs. DAL (12/29/91)

FIELD GOALS

Most Field Goals Made, Game

- 3 Last: vs. NO (1/21/07)
- 2 Last: vs. SEA (1/14/07)

Most Field Goals Made, Both Teams, Game

- 6 (2 and 4) vs. PHI (12/31/88)
- 5 (1 and 4) vs. PHI (1/19/02)
- (3 and 2) vs. NO (1/6/91)
- 4 Last: (2 and 2) vs. WAS (1/3/87)

Most Field Goals Attempted, Game

- 4 vs. NO (1/6/91)
- vs. PHI (12/31/88)
- 3 Last: vs. NO (1/21/07)

Most Field Goals Attempted, Both Teams, Game

- 9 (4 and 5) vs. PHI (12/31/88)
- 8 (4 and 4) vs. NO (1/6/91)
- 6 (3 and 3) vs. WAS (1/3/87)

FIRST DOWNS

OVERALL FIRST DOWNS

Most First Downs, Game

- 26 vs. DAL (12/29/91)
- 23 vs. CAR (1/15/06)
- vs. NE (1/26/86)
- 21 vs. SEA (1/16/11)
- vs. SEA (1/14/07)

Fewest First Downs, Game

- 10 vs. PHI (1/19/02)
- 11 at NYG (1/13/91)
- vs. IND (2/4/07)
- 13 Last: vs. LA Rams (1/12/86)



POSTSEASON TEAM - OFFENSE



Team Postseason Records inclusive of Super Bowl Era only

Most First Downs, Both Teams, Game

- 47 (20 and 27) at SF (1/7/95)
- 44 (23 and 21) vs. CAR (1/15/06)
- 41 (26 and 15) vs. DAL (12/29/91)

Fewest First Downs, Both Teams, Game

- 22 (13 and 9) vs. LA Rams (1/12/86)
- 27 (17 and 10) vs. NYG (1/5/86)
- 29 (10 and 19) vs. PHI (1/19/02)
- (18 and 11) vs. NO (1/6/91)

FIRST DOWNS BY RUSHING

Most First Downs, Rushing, Game

- 13 vs. NE (1/26/86)
- 12 vs. NO (1/21/07)
- vs. DAL (12/29/91)
- 11 vs. SEA (1/16/11)

Fewest First Downs, Rushing, Game

- 0 at NYG (1/13/91)
- 3 vs. IND (2/4/07)
- 4 at SF (1/7/95)
- at DAL (12/26/77)

Most First Downs, Rushing, Both Teams, Game

- 20 (8 and 12) vs. SEA (1/14/07)
- 18 (12 and 6) vs. DAL (12/29/91)
- (9 and 9) at SF (1/6/85)
- 17 Last: (4 and 13) at SF (1/7/95)

Fewest First Downs, Rushing, Both Teams, Game

- 8 (5 and 3) at MIN (1/1/95)
- 9 (8 and 1) vs. PHI (12/31/88)
- 10 (5 and 5) vs. LA Rams (1/12/86)
- (9 and 1) vs. NYG (1/5/86)

FIRST DOWNS BY PASSING

Most First Downs, Passing, Game

- 14 vs. DAL (12/29/91)
- 13 at SF (1/7/95)
- 11 Last: vs. GB (1/23/11)

Fewest First Downs, Passing, Game

- 2 vs. PHI (1/19/02)
- 3 at SF (1/6/85)
- 5 vs. WAS (1/3/87)

Most First Downs, Passing, Both Teams, Game

- 29 (11 and 18) at MIN (1/1/95)
- 27 (6 and 21) vs. PHI (12/31/88)
- 25 (14 and 11) vs. CAR (1/15/06)

Fewest First Downs, Passing, Both Teams, Game

- 11 (8 and 3) vs. LA Rams (1/12/86)
- 13 (5 and 8) vs. WAS (1/3/87)
- 15 Last: (2 and 13) vs. PHI (1/19/02)

FIRST DOWNS BY PENALTY

Most First Downs, Penalty, Game

- 6 vs. CAR (1/15/06)
- 3 vs. SEA (1/14/07)
- at SF (1/7/95)
- 2 Last: vs. PHI (1/19/02)

Most First Downs, Penalty, Both Teams, Game

- 7 (6 and 1) vs. CAR (1/15/06)
- 6 (3 and 3) at SF (1/7/95)
- 4 (1 and 3) vs. GB (1/23/11)
- (1 and 3) vs. WAS (1/3/87)

NET YARDS GAINED

Most Net Yards Gained, Game

- 437 vs. SEA (1/16/11)
- 408 vs. NE (1/26/86)
- 372 vs. DAL (12/29/91)

Fewest Net Yards Gained, Game

- 184 vs. PHI (1/19/02)
- 186 at SF (1/6/85)
- 220 vs. WAS (1/3/87)

Most Net Yards Gained, Both Teams, Game

- 771 (341 and 430) vs. PHI (12/31/88)
- 716 (282 and 434) vs. CAR (1/15/06)
- 715 (340 and 375) vs. NO (1/21/07)

Fewest Net Yards Gained, Both Teams, Game

- 362 (232 and 130) vs. LA Rams (1/12/86)
- 520 (184 and 336) vs. PHI (1/19/02)
- (232 and 288) at NYG (1/13/91)
- 522 (220 and 302) vs. WAS (1/3/87)

OFFENSIVE PLAYS

Most Offensive Plays, Game

- 82 vs. DAL (12/29/91)
- 77 vs. SEA (1/16/11)
- 76 vs. NE (1/26/86)

Fewest Offensive Plays, Game

- 47 vs. PHI (1/19/02)
- 48 vs. IND (2/4/07)
- 52 at NYG (1/13/91)

Most Offensive Plays, Both Teams, Game

- 142 (75 and 67) vs. SEA (1/14/07)
- 137 (77 and 60) vs. SEA (1/16/11)
- 136 (72 and 64) vs. NO (1/21/07)
- (54 and 82) at MIN (1/1/95)

Fewest Offensive Plays, Both Teams, Game

- 119 (55 and 64) at DAL (12/26/77)
- 120 (47 and 73) vs. PHI (1/19/02)
- (52 and 68) at NYG (1/13/91)
- 121 (61 and 60) vs. LA Rams (1/12/86)
- (66 and 55) vs. NYG (1/5/86)

CHICAGO BEARS POSTSEASON TEAM - OFFENSE

Team Postseason Records inclusive of Super Bowl Era only

YARDS PER PLAY

Highest Yards Per Play Average, Game

- 5.98 (341 yds, 57 plays) vs. PHI (12/31/88)
- 5.70 (308 yds, 54 plays) at MIN (1/1/95)
- 5.67 (437 yds, 77 plays) vs. SEA (1/16/11)

Lowest Yards Per Play Average, Game

- 2.95 (186 yds, 63 plays) at SF (1/6/85)
- 3.58 (247 yds, 69 plays) at SF (1/7/95)
- 3.80 (232 yds, 61 plays) vs. LA Rams (1/12/86)

Highest Yards Per Play Average, Both Teams, Game

- 5.84 (771 yds, 132 plays) vs. PHI (12/31/88)
- 5.38 (695 yds, 129 plays) vs. IND (2/4/07)
- 5.36 (713 yds, 133 plays) vs. SEA (1/16/11)

Lowest Yards Per Play Average, Both Teams, Game

- 2.99 (362 yds, 121 plays) vs. LA Rams (1/12/86)
- 4.05 (522 yds, 129 plays) vs. WAS (1/3/87)
- 4.08 (531 yds, 130 plays) vs. NE (1/26/86)

RUSHING

RUSHING ATTEMPTS

Most Rushing Attempts, Game

- 49 vs. NE (1/26/86)
- 46 vs. NO (1/21/07)
- 45 vs. SEA (1/16/11)

Fewest Rushing Attempts, Game

- 16 at NYG (1/13/91)
- 18 at SF (1/7/95)
- 19 vs. IND (2/4/07)

Most Rushing Attempts, Both Teams, Game

- 75 (27 and 48) at DAL (12/26/77)
- 66 (29 and 37) at PHI (12/23/79)
- 65 (34 and 31) vs. SEA (1/14/07)

Fewest Rushing Attempts, Both Teams, Game

- 49 (30 and 19) at MIN (1/1/95)
- (33 and 16) vs. PHI (12/31/88)
- 54 (23 and 31) vs. PHI (1/19/02)
- 55 (18 and 37) at SF (1/7/95)

RUSHING YARDS GAINED

Most Rushing Yards Gained, Game

- 196 vs. NO (1/21/07)
- 189 vs. NO (1/6/91)
- 176 vs. SEA (1/16/11)

Fewest Rushing Yards Gained, Game

- 27 at NYG (1/13/91)
- 39 at SF (1/7/95)
- 81 at DAL (12/26/77)

Most Rushing Yards Gained, Both Teams, Game

- 314 (81 and 233) at DAL (12/26/77)
- 308 (149 and 159) at SF (1/6/85)
- 302 (111 and 191) vs. IND (2/4/07)

Fewest Rushing Yards Gained, Both Teams, Game

- 143 (94 and 49) at MIN (1/1/95)
- 174 (167 and 7) vs. NE (1/26/86)
- 177 (91 and 86) vs. LA Rams (1/12/86)

YARDS PER CARRY

Highest Yards Per Carry Average, Game

- 5.84 (111 yds, 19 carries) vs. IND (2/4/07)
- 4.97 (164 yds, 33 carries) vs. PHI (12/31/88)
- 4.83 (111 yds, 23 carries) vs. PHI (1/19/02)

Lowest Yards Per Carry Average, Game

- 1.69 (27 yds, 16 carries) at NYG (1/13/91)
- 2.17 (39 yds, 18 carries) at SF (1/7/95)
- 2.76 (91 yds, 33 carries) vs. LA Rams (1/12/86)

Highest Yards Per Carry Average, Both Teams, Game

- 5.05 (308 yds, 61 carries) at SF (1/6/85)
- 4.95 (302 yds, 61 carries) vs. IND (2/4/07)
- 4.41 (216 yds, 49 carries) vs. PHI (12/31/88)

Lowest Yards, Per Carry Average, Both Teams

- 2.90 (174 yds, 60 carries) vs. NE (1/26/86)
- 2.92 (143 yds, 49 carries) at MIN (1/1/95)
- 3.00 (177 yds, 59 carries) vs. LA Rams (1/12/86)

RUSHING TOUCHDOWNS

Most Rushing Touchdowns, Game

- 4 vs. NE (1/26/86)
- 3 vs. SEA (1/16/11)
- vs. NO (1/21/07)
- 2 Last: vs. SEA (1/14/07)

Fewest Rushing Touchdowns, Game

- 0 10 times; Last: vs. IND (2/04/07)

Most Rushing Touchdowns, Both Teams, Game

- 6 (1 and 5) at SF (1/7/95)
- 4 (2 and 2) vs. SEA (1/14/07)
- (4 and 0) vs. NE (1/26/86)
- 3 Last: (1 and 2) vs. GB (1/23/11)

Fewest Rushing Touchdowns, Both Teams, Game

- 0 vs. NO (1/6/91)
- vs. NYG (1/5/86)
- 1 Seven times; Last: vs. IND (2/4/07)

PASSING

ATTEMPTS

Most Passing Attempts, Game

- 47 at SF (1/7/95)
- 45 vs. DAL (12/29/91)
- vs. SF (1/8/89)
- 41 Last: vs. CAR (1/15/06)

Fewest Passing Attempts, Game

- 17 at WAS (12/30/84)
- 21 vs. NYG (1/5/86)
- 22 Last: vs. PHI (1/19/02)



Team Postseason Records inclusive of Super Bowl Era only

Most Passing Attempts, Both Teams, Game

- 84 (23 and 61) at MIN (1/1/95)
- 78 (23 and 55) vs. PHI (12/31/88)
- 75 (29 and 46) vs. SEA (1/16/11)
- (26 and 49) vs. NO (1/21/07)

Fewest Passing Attempts, Both Teams, Game

- 39 (25 and 14) at DAL (12/26/77)
- 53 (36 and 17) at NYG (1/13/91)
- (30 and 23) at PHI (12/23/79)
- 56 (25 and 31) vs. LA Rams (1/12/86)
- (21 and 35) vs. NYG (1/5/86)

COMPLETIONS**Most Completions, Game**

- 29 at SF (1/7/95)
- 23 vs. DAL (12/29/91)
- 21 vs. SEA (1/14/07)

Fewest Completions, Game

- 10 at WAS (12/30/84)
- 11 Last: vs. NO (1/21/07)

Most Completions, Both Teams, Game

- 48 (15 and 33) at MIN (1/1/95)
- 47 (29 and 18) at SF (1/7/95)
- 45 (20 and 25) vs. IND (2/4/07)

Fewest Completions, Both Teams, Game

- 23 (15 and 8) vs. NO (1/6/91)
- 25 (11 and 14) vs. NYG (1/5/86)
- (13 and 12) at PHI (12/23/79)
- 26 (11 and 15) vs. WAS (1/3/87)
- (16 and 10) vs. LA Rams (1/12/86)

Highest Completion Percentage, Game

- 71.4% (20-28) vs. IND (2/4/07)
- 65.2% (15-23) at MIN (1/1/95)
- 64.0% (16-25) vs. LA Rams (1/12/86)

Lowest Completion Percentage, Game

- 35.5% (11-31) vs. WAS (1/3/87)
- 41.5% (17-41) vs. CAR (1/15/06)
- 42.3% (11-26) vs. NO (1/21/07)

Highest Completion Percentage, Both Teams, Game

- 68.8% (45-66) vs. IND (2/4/07)
- 64.4% (47-73) at SF (1/7/95)
- 59.7% (37-62) vs. PHI (1/19/02)

Lowest Completion Percentage, Both Teams, Game

- 40.0% (24-60) vs. NO (1/6/91)
- 41.3% (26-63) vs. WAS (1/3/87)
- 44.6% (25-56) vs. NYG (1/5/86)

NET PASSING YARDS GAINED**Most Net Passing Yards, Game**

- 261 vs. SEA (1/16/11)
- 251 vs. SEA (1/14/07)
- 241 vs. NE (1/26/86)

Fewest Net Passing Yards, Game

- 37 at SF (1/6/85)
- 73 vs. PHI (1/19/02)
- 127 vs. WAS (1/3/87)

Most Net Passing Yards, Both Teams, Game

- 555 (177 and 378) vs. PHI (12/31/88)
- 554 (214 and 340) at MIN (1/1/95)
- 503 (261 and 242) vs. SEA (1/16/11)

Fewest Net Passing Yards, Both Teams, Game

- 185 (141 and 44) vs. LA Rams (1/12/86)
- 265 (37 and 228) at SF (1/6/85)
- 275 (143 and 132) at DAL (12/26/77)

SACKS**Fewest Times Sacked, Game**

- 0 Last: vs. NO (1/21/07)
- 1 Last: vs. IND (2/4/07)

Most Times Sacked, Game

- 9 at SF (1/6/85)
- 5 vs. WAS (1/10/88)
- at WAS (12/30/84)
- 4 at SF (1/7/95)

Fewest Times Sacked, Both Teams, Game

- 2 (1 and 1) vs. IND (2/4/07)
- (0 and 2) vs. SF (1/8/89)
- 3 Last: (2 and 1) vs. GB (1/23/11)

Most Times Sacked, Both Teams, Game

- 12 (5 and 7) at WAS (12/30/84)
- 12 (9 and 3) at SF (1/6/85)
- 10 (3 and 7) vs. NE (1/26/86)

GROSS YARDS GAINED**Most Gross Passing Yards, Game**

- 282 vs. SEA (1/14/07)
- 274 vs. SEA (1/16/11)
- 256 vs. NE (1/26/86)

Fewest Gross Passing Yards, Game

- 87 at SF (1/6/85)
- 89 vs. PHI (1/19/02)
- 134 vs. WAS (1/3/87)

Most Gross Passing Yards, Both Teams, Game

- 592 (185 and 407) vs. PHI (12/31/88)
- 572 (221 and 351) at MIN (1/1/95)
- 532 (274 and 258) vs. SEA (1/16/11)

Fewest Gross Passing Yards, Both Teams, Game

- 230 (164 and 66) vs. LA Rams (1/12/86)
- 311 (177 and 134) at DAL (12/26/77)
- 317 (205 and 112) at NYG (1/13/91)

CHICAGO BEARS POSTSEASON TEAM - OFFENSE

Team Postseason Records inclusive of Super Bowl Era only

TOUCHDOWNS

Most Passing Touchdowns, Game

- 3 at WAS (12/30/84)
- 2 3 times; Last: vs. SEA (1/16/11)
- 1 11 times; Last: vs. IND (2/4/07)

Fewest Passing Touchdowns, Game

- 0 Six times; Last vs. vs. PHI (1/19/02)

Most Passing Touchdowns, Both Teams, Game

- 5 (2 and 3) vs. SEA (1/16/11)
- 4 (1 and 3) vs. CAR (1/15/06)
- (2 and 2) at MIN (1/1/95)
- 3 5 times; Last: (1 and 2) vs. NO (1/21/07)

Fewest Passing Touchdowns, Both Teams, Game

- 1 6 times; Last: (1 and 0) vs. GB (1/23/11)

INTERCEPTIONS

Fewest Interceptions Thrown, Game

- 0 Last: vs. NO (1/21/07)

Most Interceptions Thrown, Game

- 4 at DAL (12/26/77)
- 3 vs. GB (1/23/11)
- vs. PHI (1/19/02)
- vs. PHI (12/31/88)
- vs. WAS (1/10/88)
- 2 Last: vs. IND (2/4/07)

Fewest Interceptions Thrown, Both Teams, Game

- 0 vs. NYG (1/5/86)
- 1 Four times; Last: (0 and 1) vs. NO (1/21/07)

Most Interceptions Thrown, Both Teams, Game

- 6 (3 and 3) vs. PHI (12/31/88)
- 5 (3 and 2) vs. GB (1/23/11)
- (4 and 1) at DAL (12/26/77)
- 4 (3 and 1) vs. PHI (1/19/02)
- (3 and 1) vs. WAS (1/10/88)

PUNTING

PUNTS

Most Punts, Game

- 10 vs. LA Rams (1/12/86)
- 9 vs. GB (1/23/11)
- 7 Last: vs. NO (1/21/07)

Fewest Punts, Game

- 1 vs. DAL (12/29/91)
- 2 at NYG (1/13/91)
- vs. NO (1/6/91)
- vs. PHI (12/31/88)
- 3 at MIN (1/1/95)

Most Punts, Both Teams, Game

- 21 (10 and 11) vs. LA Rams (1/12/86)
- 17 (9 and 8) vs. GB (1/23/11)
- 15 (6 and 9) vs. NYG (1/5/86)

Fewest Punts, Both Teams, Game

- 4 (1 and 3) vs. DAL (12/29/91)
- 5 (2 and 3) at NYG (1/13/91)
- (2 and 3) vs. NO (1/6/91)
- 6 (4 and 2) at SF (1/7/95)
- (2 and 4) vs. PHI (12/31/88)

GROSS PUNT AVERAGE

Highest Gross Punt Average (MIN. 3 punts), Game

- 47.43 (7 punts, 332 yds) vs. NO (1/21/07)
- 45.20 (5 punts, 226 yds) vs. IND (2/4/07)
- 43.25 (4 punts, 173 yds) vs. NE (1/26/86)

Lowest Gross Punt Average (MIN. 3 punts), Game

- 31.43 (7 punts, 220 yds) vs. SF (1/8/89)
- 35.14 (7 punts, 246 yds) vs. CAR (1/15/06)
- 36.30 (10 punts, 363 yds) vs. LA Rams (1/12/86)

PUNT RETURNS

RETURNS

Most Punt Returns, Game

- 6 vs. NYG (1/5/86)
- 5 vs. WAS (1/3/87)
- vs. LA Rams (1/12/86)
- 4 vs. GB (1/23/11)

Fewest Punt Returns, Game

- 0 at SF (1/7/95)
- at PHI (12/23/79)
- 1 Five times; Last: vs. IND (2/4/07)

Most Punt Returns, Both Teams, Game

- 9 (5 and 4) vs. LA Rams (1/12/86)
- 8 (5 and 3) vs. WAS (1/3/87)
- (6 and 2) vs. NYG (1/5/86)
- 7 (4 and 3) vs. GB (1/23/11)

Fewest Punt Returns, Both Teams, Game

- 1 (1 and 0) at MIN (1/1/95)
- 2 (0 and 2) at SF (1/7/95)
- (2 and 0) vs. DAL (12/29/91)
- (1 and 1) vs. PHI (12/31/88)
- 3 (2 and 1) at NYG (1/13/91)
- (2 and 1) vs. NO (1/6/91)

PUNT RETURN YARDS GAINED

Most Punt Return Yards, Game

- 38 vs. GB (1/23/11)
- 30 vs. SEA (1/16/11)
- 27 vs. WAS (1/3/87)
- vs. NYG (1/5/86)


Fewest Punt Return Yards, Game

- 0 at SF (1/7/95)
- vs. PHI (12/31/88)
- at PHI (12/23/79)
- 1 vs. CAR (1/15/06)
- at MIN (1/1/95)
- vs. SF (1/8/89)

Most Punt Return Yards, Both Teams, Game

- 81 (12 and 69) at SF (1/6/85)
- 77 (12 and 65) vs. WAS (1/10/88)
- 51 (38 and 13) vs. GB (1/23/11)
- (0 and 51) at PHI (12/23/79)

Fewest Punt Return Yards, Both Teams, Game

- 0 (1 and -1) vs. CAR (1/15/06)
- 1 (1 and 0) at MIN (1/1/95)
- 3 (0 and 3) vs. PHI (12/31/88)

PUNT RETURN AVERAGE
Highest Punt Return Average (MIN. 2 returns), Game

- 15.0 (2 returns, 30 yds) vs. SEA (1/16/11)
- 12.0 (2 returns, 24 yds) vs. NO (1/21/07)
- 10.0 (2 returns, 20 yds) vs. NE (1/26/86)

Lowest Punt Return Average (MIN. 2 returns), Game

- 0.5 (2 returns, 1 yd) vs. CAR (1/15/06)
- 1.5 (2 returns, 3 yds) at NYG (1/13/91)
- 1.7 (3 returns, 5 yds) vs. SEA (1/14/07)

PUNT RETURN TOUCHDOWNS
Most Punt Return Touchdowns, Game

- 1 vs. NYG (1/5/86)

Most Punt Return Touchdowns, Both Teams, Game

- 1 (0 and 1) vs. WAS (1/10/88)
- (1 and 0) vs. NYG (1/5/86)

KICKOFF RETURNS
Most Kickoff Returns, Game

- 8 vs. PHI (1/19/02)
- at DAL (12/26/77)
- 6 Last: vs. IND (2/4/07)

Fewest Kickoff Returns, Game

- 1 Last: vs. NO (1/6/91)
- 3 Last: vs. SEA (1/16/11)

Most Kickoff Returns, Both Teams, Game

- 12 (8 and 4) vs. PHI (1/19/02)
- 11 (4 and 7) vs. NE (1/26/86)
- 10 Last: (6 and 4) vs. IND (2/4/07)

Fewest Kickoff Returns, Both Teams, Game

- 5 Last: (1 and 4) vs. WAS (1/10/88)
- 6 Last: vs. DAL (12/29/91)

KICKOFF RETURN YARDS
Most Kickoff Return Yards, Game

- 180 vs. PHI (1/19/02)
- 162 at DAL (12/26/77)
- 159 vs. WAS (1/3/87)

Fewest Kickoff Return Yards, Game

- 21 vs. NYG (1/5/86)
- 22 vs. LA Rams (1/12/86)
- 24 vs. SEA (1/16/11)

Most Kickoff Return Yards, Both Teams, Game

- 264 (180 and 84) vs. PHI (1/19/02)
- 239 (73 and 166) vs. SEA (1/14/07)
- 232 (132 and 100) vs. CAR (1/15/06)

Fewest Kickoff Return Yards, Both Teams, Game

- 82 (67 and 15) at SF (1/6/85)
- 85 (29 and 56) vs. WAS (1/10/88)
- 93 (59 and 34) vs. DAL (12/29/91)

KICKOFF RETURN AVERAGE
Highest Kickoff Return Avg. (MIN. 2 returns), Game

- 26.5 (6 returns, 159 yds) vs. WAS (1/3/87)
- 24.7 (3 returns, 74 yds) at WAS (12/30/84)
- 23.0 (6 returns, 138 yds) vs. IND (2/4/07)

Lowest Kickoff Return Avg. (MIN. 2 returns), Game

- 8.0 (3 returns, 24 yds) vs. SEA (1/16/11)
- 12.3 (4 returns, 49 yds) vs. NE (1/26/86)
- 13.0 (3 returns, 39 yds) vs. NO (1/21/07)

PENALTIES
PENALTIES
Fewest Penalties, Game

- 1 vs. NO (1/21/07)
- vs. PHI (1/19/02)
- vs. PHI (12/31/88)
- 2 vs. NYG (1/5/86)
- 3 vs. SF (1/8/89)

Most Penalties, Game

- 9 vs. GB (1/23/11)
- 8 vs. SEA (1/16/11)
- 7 vs. NO (1/6/91)
- vs. NE (1/26/86)
- at SF (1/6/85)

Fewest Penalties, Both Teams, Game

- 3 (3 and 0) vs. SF (1/8/89)
- 6 (4 and 2) vs. DAL (12/29/91)
- (4 and 2) at NYG (1/13/91)
- (2 and 4) vs. NYG (1/5/86)
- 7 Three times; Last: vs. PHI (1/19/02)

CHICAGO BEARS POSTSEASON TEAM - OFFENSE

Team Postseason Records inclusive of Super Bowl Era only

Most Penalties, Both Teams, Game

- 17 (6 and 11) at MIN (1/1/95)
- 15 (9 and 6) vs. GB (1/23/11)
- 13 (4 and 9) vs. CAR (1/15/06)
- (6 and 7) at WAS (12/30/84)

PENALTY YARDS

Fewest Penalty Yards, Game

- 5 vs. NO (1/21/07)
- vs. PHI (1/19/02)
- vs. PHI (12/31/88)
- 16 vs. DAL (12/29/91)
- 19 vs. CAR (1/15/06)

Most Penalty Yards, Game

- 89 vs. GB (1/23/11)
- 71 vs. SEA (1/16/11)
- 57 vs. NO (1/6/91)

Fewest Penalty Yards, Both Teams, Game

- 32 (16 and 16) vs. DAL (12/29/91)
- 35 (35 and 0) vs. SF (1/8/89)
- 45 (30 and 15) at NYG (1/13/91)
- (20 and 25) vs. NYG (1/5/86)

Most Penalty Yards, Both Teams, Game

- 129 (89 and 40) vs. GB (1/23/11)
- 115 (30 and 85) at MIN (1/1/95)
- 107 (42 and 65) vs. WAS (1/3/87)

FUMBLES

FUMBLES

Fewest Fumbles, Game

- 0 vs. CAR (1/15/06)
- at NYG (1/13/91)
- vs. NYG (1/5/86)
- 1 Eight times; Last: vs. GB (1/23/11)

Most Fumbles, Game

- 4 vs. IND (2/4/07)
- vs. SEA (1/14/07)
- 3 Four times; Last: vs. WAS (1/3/87)

Fewest Fumbles, Both Teams, Game

- 1 (1 and 0) vs. PHI (1/19/02)
- (0 and 1) at NYG (1/13/91)
- (1 and 0) vs. PHI (12/31/88)
- 2 (1 and 1) vs. WAS (1/10/88)
- (1 and 1) at SF (1/6/85)

Most Fumbles, Both Teams, Game

- 7 (3 and 4) vs. NE (1/26/86)
- (3 and 4) vs. LA Rams (1/12/86)
- 6 (4 and 2) vs. IND (2/4/07)
- 5 Five times; Last: at SF (1/7/95)

LOST FUMBLES

Fewest Lost Fumbles, Game

- 0 Nine times; Last: vs. GB (1/23/11)

Most Lost Fumbles, Game

- 3 vs. IND (2/4/07)
- at DAL (12/26/77)
- 2 vs. WAS (1/3/87)
- vs. NE (1/26/86)
- 1 Ten times; Last: vs. SEA (1/14/07)

Fewest Lost Fumbles, Both Teams, Game

- 0 Five times; Last: vs. GB (1/23/11)
- 1 Eight times; Last: vs. SEA (1/14/07)

Most Lost Fumbles, Both Teams, Game

- 6 (2 and 4) vs. NE (1/26/86)
- 5 (3 and 2) vs. IND (2/4/07)
- (3 and 2) at DAL (12/26/77)
- 3 Four times; Last: vs. NO (1/21/07)

NAMING THE BEARS

George Halas originally named the team the Decatur Staleys after A.E. Staley, a starch manufacturer and enthusiastic sports fan who sponsored a semi-pro team and commissioned Halas to organize the new squad.

One year later, trying to match the profitability of Chicago's baseball games, Staley asked Halas if he would take the team off Staley's hands and move it to Chicago for \$5,000, while keeping the name Staleys for another year. With the help of legendary baseball pioneer Bill Veeck, Sr. and William Wrigley, Halas soon acquired a lease to play at Wrigley Field.

When Halas' obligation to Staley terminated in 1922, he considered re-naming the team the Chicago Cubs out of respect for Veeck and Wrigley who, according to Halas in his biography, "had been such a great help."

But, as Halas continued, "I noted football players are much bigger players than baseball players, so if baseball players are cubs, then football players must be bears!"

On January 28, 1922, the franchise was renamed the Chicago Bears.

The team colors have always been navy blue and orange after those of Halas' alma mater, the University of Illinois. Halas lettered in football, basketball and baseball for the Fighting Illini, and is honored as one of U of I's most distinguished alumni in the Illini Union in Urbana-Champaign.



SCORING

SCORING

Fewest Points Allowed, Game

0	(W) vs. LA Rams (1/12/86)
	(W) vs. NYG (1/5/86)
6	(W) vs. NO (1/6/91)
10	(W) vs. NE (1/26/86)

Most Points Allowed, Game

44	(L) at SF (1/7/95)
37	(L) at DAL (12/26/77)
33	(L) vs. PHI (1/19/02)

Fewest Touchdowns Allowed, Game

0	vs. NO (1/6/91)
	vs. PHI (12/31/88)
	vs. LA Rams (1/12/86)
	vs. NYG (1/5/86)
1	vs. NE (1/26/86)

Most Touchdowns Allowed, Game

6	at SF (1/7/95)
4	at NYG (1/13/91)
	vs. SF (1/8/89)
	at DAL (12/26/77)
3	Last: vs. SEA (1/14/07)

TAKEAWAYS

TOTAL TAKEAWAYS

Most Takeaways, Game

6	vs. NE (1/26/86)
4	vs. NO (1/21/07)
	at MIN (1/1/95)
3	Last: vs. IND (2/4/07)

Fewest Takeaways, Game

0	vs. SEA (1/16/11)
	vs. DAL (12/29/91)
1	Last: vs. SEA (1/14/07)

INTERCEPTIONS

Most Passes Intercepted By, Game

3	vs. NO (1/6/91)
	vs. PHI (12/31/88)
2	vs. GB (1/23/11)
	at MIN (1/1/95)
	vs. NE (1/26/86)
	at SF (1/6/85)

Fewest Passes Intercepted By, Game

0	vs. SEA (1/16/11)
	at SF (1/7/95)
	vs. DAL (12/29/91)
	at NYG (1/13/91)
	vs. SF (1/8/89)
	vs. NYG (1/5/86)

FUMBLE RECOVERIES

Most Opponent Fumbles Recovered, Game

4	vs. NE (1/26/86)
3	vs. NO (1/21/07)
2	Six times: Last: vs. IND (2/4/07)

FIRST DOWNS

TOTAL FIRST DOWNS

Fewest First Downs Allowed, Game

9	vs. LA Rams (1/12/86)
10	vs. NYG (1/5/86)
11	vs. NO (1/6/91)

Most First Downs Allowed, Game

27	at SF (1/7/95)
25	at SF (1/6/85)
24	vs. IND (2/4/07)

RUSHING FIRST DOWNS

Fewest Rushing First Downs Allowed, Game

1	Four times: Last: vs. SEA (1/16/11)
2	vs. NO (1/6/91)
3	vs. NO (1/21/07)
	at MIN (1/1/95)

Most Rushing First Downs Allowed, Game

16	at NYG (1/13/91)
13	at SF (1/7/95)
	at DAL (12/26/77)
12	vs. IND (2/4/07)
	vs. SEA (1/14/07)

PASSING FIRST DOWNS

Fewest Passing First Downs Allowed, Game

3	vs. LA Rams (1/12/86)
6	vs. SEA (1/14/07)
7	vs. DAL (12/29/91)

Most Passing First Downs Allowed, Game

21	vs. PHI (12/31/88)
18	at MIN (1/1/95)
14	vs. SEA (1/16/11)
	vs. CAR (1/15/06)
	at SF (1/6/85)
	at WAS (12/30/84)

FIRST DOWNS BY PENALTY

Fewest First Downs Allowed By Penalties, Game

0	Seven times: Last: vs. NO (1/21/07)
---	-------------------------------------

Most First Downs Allowed By Penalties, Game

3	vs. GB (1/23/11)
	vs. SEA (1/16/11)
	at SF (1/7/95)
	vs. WAS (1/3/87)
2	Six times: Last: vs. DAL (12/29/91)

CHICAGO BEARS POSTSEASON TEAM - DEFENSE

Team Postseason Records inclusive of Super Bowl Era only

NET YARDS

NET YARDS ALLOWED

Fewest Net Yards Allowed, Game

123	vs. NE (1/26/86)
130	vs. LA Rams (1/12/86)
181	vs. NYG (1/5/86)

Most Net Yards Allowed, Game

434	vs. CAR (1/15/06)
430	vs. IND (2/4/07)
	vs. PHI (12/31/88)
406	vs. SF (1/8/89)

RUSHING

RUSHING YARDS

Fewest Rushing Yards Allowed, Game

7	vs. NE (1/26/86)
32	vs. NYG (1/5/86)
34	vs. SEA (1/16/11)

Most Rushing Yards Allowed, Game

233	at DAL (12/26/77)
194	at NYG (1/13/91)
191	vs. IND (2/4/07)

RUSHING TOUCHDOWNS

Fewest Rushing Touchdowns Allowed, Game

0	10 times; Last: vs. SEA (1/16/11)
---	-----------------------------------

Most Rushing Touchdowns Allowed, Game

5	at SF (1/7/95)
3	at DAL (12/26/77)
2	vs. GB (1/23/11)
	vs. SEA (1/14/07)
	at NYG (1/13/91)
	at WAS (12/30/84)

PASSING

PASSING ATTEMPTS

Fewest Passing Attempts Allowed, Game

14	at DAL (12/26/77)
17	at NYG (1/13/91)
18	vs. DAL (12/29/91)

Most Passing Attempts Allowed, Game

61	at MIN (1/1/95)
55	vs. PHI (12/31/88)
49	vs. NO (1/21/07)

COMPLETIONS

Fewest Completions Allowed, Game

8	at DAL (12/26/77)
9	vs. DAL (12/29/91)
10	at NYG (1/13/91)
	vs. LA Rams (1/12/86)

Most Completions Allowed, Game

33	at MIN (1/1/95)
27	vs. NO (1/21/07)
	vs. PHI (12/31/88)
26	vs. SEA (1/16/11)
	vs. PHI (1/19/02)

GROSS PASSING YARDS

Fewest Gross Passing Yards Allowed, Game

66	vs. LA Rams (1/12/86)
112	at NYG (1/13/91)
134	at DAL (12/26/77)

Most Gross Passing Yards Allowed, Game

407	vs. PHI (12/31/88)
354	vs. NO (1/21/07)
351	at MIN (1/1/95)

NET PASSING YARDS

Fewest Net Passing Yards Allowed, Game

44	vs. LA Rams (1/12/86)
94	at NYG (1/13/91)
116	vs. NE (1/26/86)

Most Net Passing Yards Allowed, Game

378	vs. PHI (12/31/88)
340	at MIN (1/1/95)
319	vs. NO (1/21/07)

PASSING TOUCHDOWNS

Fewest Passing Touchdowns Allowed, Game

0	Six times; Last: vs. GB (1/23/11)
---	-----------------------------------

Most Passing Touchdowns Allowed, Game

3	vs. SEA (1/16/11)
	vs. CAR (1/15/06)
	vs. SF (1/8/89)
	at PHI (12/23/79)

2	Five times; Last: vs. NO (1/21/07)
---	------------------------------------

SACKS

SACKS OF OPPOSING QUARTERBACK

Most Sacks of Opposing QB, Game

7	vs. NE (1/26/86)
	at WAS (12/30/84)
6	vs. NYG (1/5/86)
4	vs. PHI (12/31/88)

Fewest Sacks of Opposing QB, Game

0	vs. DAL (12/29/91)
1	Five times; Last: vs. GB (1/23/11)
2	Seven times; Last: vs. PHI (1/19/02)



CAREER COACHING RECORDS

	Years	Overall W-L-T (Pct.)	Regular W-L-T	Post-season W-L
1. George Halas	1920-29; 33-42; 46-55; 58-67	324-151-31 (.682)	318-148-31	6-3
2. Mike Ditka	1982-92	112-68-0 (.622)	106-62-0	6-6
3. Lovie Smith	2004-10	66-52-0 (.559)	63-49-0	3-3
4. Dave Wannstedt	1993-98	41-57-0 (.418)	40-56-0	1-1
5. Dick Jauron	1999-2003	35-46-0 (.432)	35-45-0	0-1
6. Neill Armstrong	1978-81	30-35-0 (.462)	30-34-0	0-1
7. Ralph Jones	1930-32	24-10-7 (.706)	24-10-7	None
8. Heartley "Hunk" Anderson/ Luke Johnsos (co-coaches)	1942-45	24-12-2 (.667)	23-11-2	1-1
9. Jack Pardee	1975-77	20-23-0 (.465)	20-22-0	0-1
10. Jim Dooley	1968-71	20-36-0 (.357)	20-36-0	None
11. John "Paddy" Driscoll	1956-57	14-10-1 (.583)	14-9-1	0-1
12. Abe Gibron	1972-74	11-30-1 (.274)	11-30-1	None
TOTALS	1920-2010	721-530-42 (.574)	704-512-42	17-18

CAREER SCORING

	Years	Ru	Rec	Ret	PAT	FG	Pts
1. Kevin Butler (k)	1985-95	0	0	0	387/397	243/333	1,116
2. Walter Payton (hb)	1975-87	110	15	0	0	0	750
3. Robbie Gould (k)	2005-10	0	0	0	208/209	159/186	685
4. Bob Thomas (k)	1975-84	0	0	0	245/268	128/205	629
5. George Blanda (k-qb)	1949-58	5	0	0	247/250	88/201	541
6. Paul Edinger (k)	2000-04	0	0	0	133/133	110/146	463
7. Mac Percival (k)	1967-73	0	0	0	159/162	99/182	456
8. Neal Anderson (rb)	1986-93	51	20	0	0	0	426
9. Roger Leclerc (k)	1960-66	0	0	0	152/158	75/146	377
10. Jack Manders (fb-lb-hb-db-k)	1933-40	11	6	2	133/*	40/*	367
11. Rick Casares (fb)	1955-64	49	10	0	0	0	354
12. Gale Sayers (rb)	1965-71	39	9	8	0	0	336
13. Ken Kavanaugh (e)	1940-41; 45-50	0	50	2	1/1	0	313
14. Johnny Lujack (qb-k)	1948-51	21	0	0	130/136	4/9	268
15. Jeff Jaeger (k)	1996-99	0	0	0	77/78	63/83	266
16. Harlon Hill (e)	1954-61	0	40	0	0	0	240
17. George McAfee (hb-db)	1940-41; 45-50	22	11	6	0	0	234
18. Ray "Scooter" McLean (hb-db)	1940-47	6	21	3	45/54	0/1	225
19. Johnny Morris (rb-wr)	1958-67	5	31	1	0	0	222
Willie Galimore (rb)	1957-63	26	10	1	0	0	222

* figures not available

CAREER INTERCEPTIONS

	Years	Int	Yards	Avg	TD
1. Gary Fencik (s)	1976-87	38	483	12.7	1
2. Richie Petitbon (s)	1959-68	37	643	17.4	3
3. Donnell Woolford (cb)	1989-96	32	212	6.6	1
4. Charles Tillman (cb)	2003-10	27	469	17.4	3
Bennie McRae (cb)	1962-70	27	485	18.0	4
6. Dave Whitsell (cb)	1961-66	26	397	15.3	2
7. George McAfee (db)	1940-41; 45-50	25	350	14.0	1
8. JC Caroline (db)	1956-65	24	405	16.9	2
Doug Buffone (lb)	1966-79	24	211	8.8	0
10. Roosevelt Taylor (s)	1961-69	23	414	18.0	3
11. Dick Butkus (lb)	1965-73	22	166	7.5	0
Allan Ellis (cb)	1973-77; 79-80	22	185	8.4	1

CHICAGO BEARS CAREER LEADERS

CAREER RUSHING

	Years	Att	Yards	Avg	TD
1. Walter Payton	1975-87	3,838	16,726	4.4	110
2. Neal Anderson	1986-93	1,515	6,166	4.1	51
3. Rick Casares (fb)	1955-64	1,386	5,657	4.1	49
4. Gale Sayers	1965-71	991	4,956	5.0	39
5. Thomas Jones	2004-06	850	3,493	4.1	22
6. Anthony Thomas	2001-04	858	3,332	3.9	21
7. Matt Forte	2008-10	811	3,236	4.0	18
8. Roland Harper (fb)	1975-78; 80-82	757	3,044	4.0	15
9. Willie Galimore	1957-63	670	2,985	4.5	26
10. Matt Suhey (fb)	1980-89	829	2,946	3.6	20
11. Ronnie Bull (hb/fb)	1962-70	787	2,871	3.7	9
12. Bronko Nagurski (fb)	1930-37; 43	633	2,778	4.4	18
13. Bobby Douglass (qb)	1969-75	373	2,470	6.6	20
14. Ray Noling	1936-43	508	2,285	4.5	16
15. Raymont Harris	1994-97	592	2,245	3.8	15
16. George Gulyanics	1947-52	609	2,081	4.1	19
17. Brad Muster (fb)	1988-92	455	2,014	4.4	20
18. James Allen	1998-2001	515	1,978	3.8	4
19. Gary Famiglietti	1938-45	505	1,927	3.8	20
20. Beattie Feathers	1934-37	320	1,846	5.8	14
21. Bill Osmanski (fb)	1939-43; 46-47	368	1,753	4.8	20
22. George McAfee	1940-41; 45-50	341	1,685	4.9	22
23. Rashaan Salaam	1995-97	470	1,682	3.6	13
24. Jim Harbaugh (qb)	1987-93	296	1,609	5.4	15
25. Cedric Benson	2005-07	420	1,593	3.8	10

CAREER PASSING

(400+ Attempts)	Years	Att	Cmp	Cmp%	Yards	Y/Att	TD	TD%	Int	Int%	Rating
1. Jay Cutler	2009-10	987	597	60.5	6,940	7.03	50	5.1	42	4.3	80.9
2. Erik Kramer	1994-98	1,557	913	58.6	10,582	6.80	63	4.0	45	2.9	80.7
3. Jim McMahon	1982-88	1,513	874	57.8	11,203	7.37	67	4.4	56	3.7	80.4
4. Jim Miller	1999-2002	965	565	58.5	5,867	6.08	34	3.5	26	2.7	76.7
5. Shane Matthews	1993-96; 99-01	599	366	61.1	3,461	5.78	19	3.2	18	3.0	75.1
6. Sid Luckman	1939-50	1,744	904	51.8	14,686	8.42	137	7.9	132	7.6	75.0
7. Jim Harbaugh	1987-93	1,759	1,023	58.1	11,567	6.58	50	2.8	56	3.2	74.2
8. Bill Wade	1961-66	1,407	767	54.5	9,958	7.08	68	4.8	66	4.7	73.4
9. Rudy Bukich	1958-59; 62-68	878	474	54.0	6,254	7.12	46	5.2	45	5.1	72.8
10. Kyle Orton	2005-08	913	505	55.3	5,319	5.83	30	3.3	27	3.1	71.1
11. Rex Grossman	2003-08	962	521	54.2	6,164	6.41	33	3.4	35	3.6	70.1
12. Cade McNown	1999-2000	515	281	54.6	3,111	6.04	16	3.1	19	3.7	67.7
13. Johnny Lujack	1948-51	808	404	50.0	6,295	7.79	41	5.1	54	6.7	65.3
14. Mike Tomczak	1985-90	915	454	49.6	6,247	6.83	33	3.6	47	5.1	62.5
Ed Brown	1954-61	1,246	607	48.7	9,698	7.78	63	5.1	88	7.1	62.5

CAREER SACKS

	Years	Sacks
1. Richard Dent	1983-93; 95	124.5
2. Steve McMichael	1981-93	92.5
3. Dan Hampton	1979-90	82.0
4. Jim Osborne	1972-84	81.5
5. Mike Hartenstine	1975-86	55.5

CAREER FIELD GOALS

	Years	FG	FGA	Pct.
1. Kevin Butler	1985-95	243	333	72.9
2. Robbie Gould	2005-10	159	186	85.5
3. Bob Thomas	1975-84	128	205	62.4
4. Paul Edinger	2000-04	110	146	75.3
5. Mac Percival	1967-73	99	182	54.4



CAREER RECEIVING

— YARDS —

	Years	Yards	Catches	Avg	TD
1. Johnny Morris (wr)	1958-67	5,059	356	14.2	31
2. Harlon Hill (wr)	1954-61	4,616	226	20.4	40
3. Walter Payton (rb)	1975-87	4,538	492	9.2	15
4. Mike Ditka (te)	1961-66	4,503	316	14.3	34
5. Curtis Conway (wr)	1993-99	4,498	329	13.7	31
6. Marty Booker (wr)	1999-2003; 08	3,895	329	11.8	25
7. Willie Gault (wr)	1983-87	3,650	184	19.8	27
8. Ken Kavanaugh (e)	1940-41; 45-50	3,626	162	22.4	50
9. Dick Gordon (wr)	1965-71	3,550	238	14.9	35
10. James Scott (wr)	1976-80; 82	3,202	177	18.1	20
11. Jim Dooley (wr)	1952-54; 56-57; 59-62	3,172	211	15.0	16
12. Jim Keane (e)	1946-51	3,031	206	14.7	23
13. Wendell Davis (wr)	1988-93	3,000	207	14.5	14
14. Bobby Engram (wr)	1996-2000	2,831	246	11.5	17
15. Bill McColl (e)	1952-59	2,815	201	14.0	25
16. Neal Anderson (rb)	1986-93	2,763	302	9.1	20
17. Dennis McKinnon (wr)	1983-85; 87-89	2,753	182	15.1	21
18. Emery Moorehead (te)	1981-88	2,730	200	13.7	14
19. Marcus Robinson (wr)	1998-2002	2,695	187	14.4	20
20. Desmond Clark (te)	2003-10	2,639	242	10.9	18
21. Jeff Graham (wr)	1994-95	2,245	150	14.9	8
22. Ray "Scooter" McLean (rb)	1940-47	2,232	103	21.7	21
23. Bernard Berrian (wr)	2004-07	2,197	150	14.6	13
24. Devin Hester (wr)	2006-10	2,196	168	13.1	12
25. Muhsin Muhammad (wr)	2005-07	2,183	164	13.3	12

— CATCHES —

	Years	Catches	Yards	Avg	TD
1. Walter Payton (rb)	1975-87	492	4,538	9.2	15
2. Johnny Morris (wr)	1958-67	356	5,059	14.2	31
3. Marty Booker (wr)	1999-2003; 08	329	3,895	11.8	25
4. Curtis Conway (wr)	1993-99	329	4,498	13.7	31
5. Mike Ditka (te)	1961-66	316	4,503	14.3	34
6. Neal Anderson (rb)	1986-93	302	2,763	9.1	20
7. Matt Suhey (fb)	1980-89	259	2,109	8.1	5
8. Bobby Engram (wr)	1996-2000	246	2,831	11.5	17
9. Desmond Clark (te)	2003-10	242	2,639	10.9	18
10. Dick Gordon (wr)	1965-71	238	3,550	14.9	35
11. Harlon Hill (wr)	1954-61	226	4,616	20.4	40
12. Jim Dooley (wr)	1952-54; 56-57; 59-62	211	3,172	15.0	16
13. Wendell Davis (wr)	1988-93	207	3,000	14.5	14
14. Jim Keane (e)	1946-51	206	3,031	14.7	23
15. Bill McColl (e)	1952-59	201	2,815	14.0	25
16. Emery Moorehead (te)	1981-88	200	2,730	13.7	14
17. Greg Olsen (te)	2007-10	194	1,981	10.2	20
18. Marcus Robinson (wr)	1998-2002	187	2,695	14.4	20
19. Willie Gault (wr)	1983-87	184	3,650	19.8	27
20. Rick Casares (fb)	1955-64	182	1,538	8.5	10
21. Dennis McKinnon (wr)	1983-85; 87-89	180	2,840	15.8	21
22. James Scott (wr)	1976-80; 82	177	3,202	18.1	20
23. Tom Waddle (wr)	1989-94	173	2,109	12.2	9
24. Ryan Wetnight (te)	1993-99	172	1,522	8.9	9
25. Matt Forté (rb)	2008-10	171	1,495	8.7	7
Dennis Gentry (wr)	1982-92	171	2,076	12.1	7

CAREER KICKOFF RETURNS

(25+ Returns)	Years	Returns	Yards	Avg	TD
1. Glyn Milburn	1998-2001	192	4,596	23.9	2
2. Dennis Gentry	1982-92	192	4,353	22.7	3
3. Jerry Azumah	1999-2005	119	2,885	24.2	2
4. Gale Sayers	1965-71	91	2,781	30.6	6
5. Devin Hester	2006-10	113	2,724	24.1	4
6. Danieal Manning	2006-10	101	2,711	26.8	1
7. Cecil Turner	1968-73	108	2,616	24.2	4
8. Ron Smith	1965; 70-72	85	2,263	26.6	1
9. Brian Baschnagel	1976-84	89	2,104	23.6	0
10. Nate Lewis	1994-95	77	1,778	23.1	0
11. Charlie Bivins	1960-66	62	1,531	24.7	0
12. Thomas Sanders	1985-89	79	1,497	18.9	1
13. Ahmad Merritt	2001-03	65	1,434	22.1	0
14. Rashied Davis	2005-10	70	1,366	19.5	0
15. Dick Gordon	1965-71	58	1,362	23.5	0

CAREER PUNT RETURNS

(25+ Returns)	Years	Returns	Yards	Avg	TD
1. Devin Hester	2006-10	178	2,200	12.4	[†] 10
2. George McAfee	1940-41; 45-50	112	1,431	12.8	2
3. Dennis McKinnon	1983-85; 87-89	127	1,171	9.2	3
4. Jeff Fisher	1981-84	123	1,137	9.2	1
5. R.W. McQuarters	2000-04	93	983	10.6	2
6. Glyn Milburn	1998-2001	94	970	10.3	1
7. Johnny Morris	1958-67	104	893	8.6	1
8. Steve Schubert	1975-79	103	866	8.4	3
9. Virgil Livers	1975-79	86	738	8.6	0
10. Johnny Bailey	1990-91	72	680	9.4	1
11. J.R. Boone	1948-51	56	635	11.3	0
12. Ray "Scooter" McLean	1940-47	42	622	14.8	3
13. Leon Johnson	2001-02	56	543	9.7	0
14. Ron Smith	1965-72	86	485	5.6	0
15. Lew Barnes	1986	59	482	8.5	0

[†] Ties NFL Record

CAREER PUNTING

(75+ Punts)	Years	Punts	Yards	Gross Avg
1. George Gulyanics	1947-52	113	5,032	44.5
2. Todd Sauerbrun	1995-99	328	13,849	42.2
3. Bobby Joe Green	1962-73	833	35,057	42.1
4. Brad Maynard	2001-10	878	36,781	41.9
5. Fred "Curley" Morrison	1950-53	243	10,170	41.9
6. Bryan Wagner	1987-88	115	4,743	41.2
7. Maury Buford	1985-86; 89-91	354	14,491	40.9
8. Ed Brown	1954-61	343	13,912	40.6
9. Dave Finzer	1984	83	3,328	40.1
10. Edmund "Zeke" Bratkowski	1954; 57-60; 72	76	3,023	39.8



CHICAGO BEARS HISTORY

IN MEMORIAM

Johnny Bailey 1967-2010

George Blanda 1927-2010

Dave Duerson 1960-2011

Bob Fenimore 1925-2010

Robert Jencks 1941-2010

Jim Keane 1924-2011

Jim Seymour 1946-2011

Saul Sherman 1917-2010

CHICAGO BEARS HISTORICAL HIGHLIGHTS

1920s

- 9/17/20—George Halas, representing the Decatur Staleys, meets with representatives of 11 other clubs at Ralph Hay's Hupmobile showroom in Canton, Ohio, forming the American Professional Football Association – which later became the NFL. Membership is set at \$100.
- 1920—The Staleys shut out 10 of 13 foes, losing only to the Chicago Cardinals (7-6 at Normal Park), and post a 10-1-2 record. Each player is paid \$1,900 for the season.
- 1921—A. E. Staley gives Halas the club with \$5,000 to keep the Staleys name for the year. Decatur Staleys become Chicago Staleys, play in Cubs Park (re-named Wrigley Field in 1926), and win the APFA title with 9-1-1 record. Halas makes Dutch Sternaman his partner.
- 1/28/22—Franchise renamed Chicago Bears.
- 11/27/22—First Chicago player deal: Bears buy tackle Ed Healey's contract from the Rock Island Independents for \$100—twice the going rate for a franchise that season.
- 11/22/25—Harold "Red" Grange signs with Bears and pro football leaves its cradle. His agent, C.C. (Cash & Carry) Pyle, negotiates a \$100,000 deal with the Bears. Halas takes the Bears and Grange on a coast-to-coast tour that sees the club play 19 games from Nov. 26 through Jan. 31 interrupted only by a two-week rest. The Bears post a 13-5-1 record on the trip.
- 11/26/25—Grange's first game—36,000 see Bears and Cardinals tie 0-0 in Cubs Park with Grange held to 36 yards.
- 1/16/26—Grange gets two TDs as the Bears impress 75,000 in the LA Coliseum beating the LA Tigers 17-7.
- 3/1/26—Bears open offices at 111 W. Washington in Chicago.

1930s

- 1930—After a 4-9-2 1929 season, George Halas replaces himself as head coach with Ralph Jones. Jones posts a 24-10-7 record during his three seasons.
- 12/15/30—Bears and Cardinals play football's first indoor game on an 80-yard field in Chicago Stadium. The exhibition aids unemployment; Bears win 9-7 before 10,000 fans.
- 11/15/31—New Yorkers (including Gov. Alfred E. Smith and Mayor Jimmy Walker) in field boxes at \$100 a seat watch Bears top Giants at Polo Grounds 12-6.
- 12/18/32—Bronko Nagurski hits Red Grange with a two-yard TD pass and the Bears top the Portsmouth Spartans 9-0 for the NFL championship. The game was played before 11,198, indoors at Chicago Stadium on an 80-yard field.
- 1932—Franchise loses \$18,000, prompting Dutch Sternaman to unload his half of the Bears to George Halas.
- 1933—George Halas returns as head coach and takes club out of town for training camp for the first time. University of Notre Dame is the host.

- 11/5/33—Boston Redskins beat Bears, 10-0, ending Chicago's 16-game unbeaten string.
- 12/17/33—Bears use rookie Jack Manders' accurate kicking for 11 points and defeat the Giants 23-21 in the NFL's first championship game.
- 1934—Halas University, the Bears alumni association begins. Annually, Bear veterans return during season for Homecoming Weekend.
- 1934—Bears hold training camp at Lane Tech High in Chicago.
- 8/31/34—A classic is born as 79,432 watch the NFL champion Bears held to a scoreless tie by the first College All-Star team in a game sponsored by Chicago Tribune Charities at Soldier Field.
- 12/2/34—Rookie Beattie Feathers becomes first pro to rush for 1,000 yards in a season (1,004), leading the NFL.
- 12/9/34—Undeclared Bears slip before Giants in NFL title tilt at Polo Grounds 30-13 before 35,059. With Chicago leading 10-3 at the half, NY dons basketball sneakers and scores 27 points.
- 1935—Training camp is conducted at St. John's Military Academy in Delafield, Wisconsin.
- 1936—Bears make Joe Stydahar, a tackle from West Virginia, their first draft pick ever.
- 12/12/37—Bears win Western Division title but lose NFL Championship 28-21 to Redskins at Wrigley Field. Sammy Baugh hits 18 of 33 for 335 yards and three TDs. Jack Manders scores 15 of the Bears points. A Chicago player's share is \$127.78.
- 7/25/39—Future Hall of Famer Sid Luckman signs his first contract after being selected by the Bears with the second pick of the 1939 NFL draft.

1940s

- 12/8/40—Ten Bears tally TDs as Chicago rips Washington 73-0 for the NFL title before 36,034 in D.C. The rout signals the beginning of pro football's modern era with the formal unveiling of the T-formation. Each player receives \$873.
- 1941—*Bear Down, Chicago Bears*, the Bears new fight song, is published.
- 12/14/41—Bears and Packers agree their playoff game should be played to a "sudden death" finish in event of tie. NFL adopts plan 1/24/42.
- 12/21/41—Bears throttle the New York Giants 37-9 for the NFL Championship.
- 1942—George Halas departs in October after five games for the US Navy. The Bears win their remaining six games to finish the season 11-0 and advance to the title game but lose to Washington, 14-6.



1943–Hunk Anderson and Luke Johnsos co-coach the wartime Bears for the next three seasons, compiling a 15-11-2 record.

11/14/43–Sid Luckman becomes the first pro to pass for 400+ yards in a game, scorching the Giants for 433 yards and seven TDs.

12/26/43–The Bears blast Washington 41-21 in Wrigley Field for the NFL title before 34,320 fans. Sid Luckman throws five TD passes (2 each to Harry Clark and Dante Magnani). Bronko Nagurski scores his last Bear TD, a 3-yard run.

12/15/46–With George Halas around for the full season, the Bears whip the Giants 24-14 before a record NFL title crowd of 58,346 in the Polo Grounds. After opening with a 21-yard TD pass to Ken Kavanaugh, Sid Luckman gets the winning score on a 19-yard bootleg.

12/19/47–Bears make the first trade for a draft choice, then select QB Bobby Layne in the 1948 draft.

12/11/49–Johnny Lujack sets NFL passing record with 468 yards against the Cardinals.

1950s

12/17/50–Bears and Rams tie for Western Division title with 9-3 marks but Rams trip Bears in LA 24-14 to break the tie.

1956–Halas retires for a third time. Paddy Driscoll gets the position.

12/30/56–Giants, with their sneakers again, trounce Chicago 47-7 before 56,836 in Yankee Stadium for NFL title.

11/25/58–Bears and Rams establish NFL attendance record drawing 90,833 paid (100,470 actual) in the LA Coliseum. Rams win 41-35.

1960s

10/22/61–Bears destroy the scorching 49er shotgun formation 31-0 with Bill George playing middle guard and the defensive line stunting.

12/29/63–Bears intercept five YA Tittle passes and capture NFL title from Giants 14-10 in Wrigley Field before 45,801 and closed circuit TV. QB Bill Wade gets both TDs on two- and one-yard runs. Each Bear earns \$5,899.

1964–Flanker Johnny Morris establishes NFL record of 93 catches.

11/28/64–Bears set standard for draft by selecting LB Dick Butkus and RB Gale Sayers in first round.

1965–Rookie Sayers bursts into pro football with a NFL-record 22 TDs.

12/12/65–Gale Sayers scores six TDs against 49ers.

1966–Gale Sayers sets NFL combined yards record with 2,440.

5/27/68–The all-time winningest coach in football history, George Halas, retires from coaching after 40 seasons with 324 wins, 151 defeats, 31 ties.

1970s

3/19/70–George Halas elected president of the National Football Conference as NFL-AFL merge.

6/16/70–Bear running back Brian Piccolo dies of cancer. Club establishes Piccolo Fund, raising over \$9 million for cancer research to date.

12/13/70–Bears say goodbye to Wrigley Field by trouncing Green Bay 35-17. They will make Soldier Field their home in 1971.

9/19/71–The Bears open at Soldier Field by defeating the Pittsburgh Steelers, 17-15.

9/12/74–Jim Finks joins Bears as Vice President and General Manager after serving as Vikings' GM and NFL Management Council Advisor.

12/17/74–After three seasons and a record of 11-30-1, Abe Gibrone departs as head coach.

12/31/74–Former NFL star LB Jack Pardee is named Bears head coach, the first non-Bear to hold the job.

7/12/75–Bears open training camp at Lake Forest College after 31 seasons in Rensselaer, Indiana.

11/20/77–En route to leading the NFL in rushing with a Bear record 1,852 yards on the season, Walter Payton dashes through the Vikings for a then-NFL record 275 yards. Bears win 10-7 at Soldier Field.

12/18/77–A 28-yard FG by Bob Thomas with :09 left in overtime gives Bears a 12-9 win over the Giants, a 9-5 record, a six-game win streak, and their first playoff spot in 14 years.

12/26/77–Bears finish season with 37-7 playoff loss at Dallas, but set 28 team records and play before a home record 401,513 fans in seven Soldier Field dates.

1/19/78–With a three-year record of 20-22, Jack Pardee resigns to seek Redskins coaching job.

2/16/78–Neill Armstrong, Minnesota Vikings defensive coordinator, becomes head coach.

9/3/79–Bears occupy \$1.6 million new headquarters named Halas Hall on Lake Forest College campus.

12/16/79–Massive heart attack claims George (Mugs) Halas at 54. Bears rout St. Louis 42-6 and Dallas tips Washington 35-34. The combination sends 10-6 Bears to the playoffs.

12/23/79–After leading 17-10, Bears drop the Wild Card game at Philadelphia, 27-17.

1980s

10/6/80–Payton gains 133 rushing and 14 receiving to raise lifetime combined yardage to 9,492 – breaking Sayers' club record. Bears beat Tampa 23-0 at Soldier Field.

11/27/80–David Williams returns overtime kickoff on Thanksgiving Day at Detroit 95 yards for TD in then-fastest OT in NFL history (21 seconds).

CHICAGO BEARS HISTORICAL HIGHLIGHTS

- 12/7/80**—Bears whip Packers 61-7 at Soldier Field, equaling club record for points and setting records for first downs (33) and completion percentage (83.3%, 20 of 24). Vince Evans throws for 316 yards—most by a Bear in 10 years.
- 1/4/82**—After four seasons and a 30-35 record, Neill Armstrong departs as head coach.
- 1/20/82**—Mike Ditka, assistant offensive coach of the Dallas Cowboys, becomes head coach.
- 8/24/83**—Jim Finks resigns as General Manager after nine seasons. George Halas names Jerry Vainisi as the club's General Manager.
- 10/31/83**—Bears' founder and owner, George Halas, dies at the age of 88.
- 11/11/83**—Michael B. McCaskey becomes the third president in franchise history.
- 2/19/84**—Rudy Custer, business manager for 38 years, announces his retirement.
- 10/7/84**—Walter Payton breaks Jim Brown's career rushing record with a third quarter six-yard run against New Orleans at Soldier Field. He finishes the day with 32 carries for 154 yards.
- 11/25/84**—Bears defeat Vikings 34-3 at Minneapolis to clinch first Central Division crown.
- 12/30/84**—Visiting Bears beat Redskins 23-19 for first playoff win since 1963, advancing to team's first NFC Championship before losing 23-0 to eventual champion 49ers.
- 1985**—Bears win first 12 games of season en route to posting 15-1 regular season mark, tying the most regular season wins by a team in NFL history. Chicago claims second straight NFC Central title as club-record nine players are selected to Pro Bowl.
- 1/5/86**—Bears host first playoff game since 1963 and shut out New York Giants, 21-0.
- 1/12/86**—Bears blank Los Angeles Rams, 24-0, in NFC Championship game at Soldier Field and advance to Super Bowl XX.
- 1/26/86**—Chicago sets seven Super Bowl records in first appearance including most points (46) and largest margin of victory (36) in 46-10 rout of the New England Patriots. The game was witnessed by record-setting number of viewers via television worldwide. The next day the team was greeted by an estimated 500,000 people in a ticker-tape parade in downtown Chicago.
- 1986**—Bears capture third straight NFC Central title with 14-2 mark; defense allows NFL record-low 187 points. Bears lose divisional playoff game to Redskins, 27-13.
- 12/20/87**—Walter Payton plays final regular season game at Soldier Field (rushes for 79 yards and 2 TDs). "Walter Payton Day" is celebrated prior to game as club president Michael McCaskey retires jersey number 34.

- 1987**—Bears win fourth consecutive division title with 11-4 mark in strike-interrupted season. Team posts four-straight winning seasons, a feat last accomplished by Bears from 1946-51. Redskins come back from 14-0 deficit to beat Bears 21-17 in playoffs.
- 1988**—Bears post 12-4 record (tied for best in NFL) and advance to NFC Championship game before losing to eventual Super Bowl Champion San Francisco. Bears finish five-year period (1984-88) with 62 wins – most by any NFL team ever in such a span at that time.
- 12/31/88**—Playoff Game vs. the Philadelphia Eagles at Soldier Field, Chicago, IL. On this 29 degree day in December the Bears rolled to a 20-12 playoff victory over the Eagles in what came to be known as the "Fog Bowl."
- 12/3/89**—Kevin Butler connects on his 24th straight field goal to set an NFL record for consecutive field goals made.
- 12/24/89**—Richard Dent sacks Joe Montana and becomes the Bears' all-time sack leader with 82, surpassing Jim Osborne.

1990s

- 6/6/90**—Andy McKenna and Patrick G. Ryan, two Chicago businessmen, purchase approximately 20% (total) of the Bears from the McCaskeys.
- 1990**—Bears regain NFC Central title with 11-5 mark, and beat the Saints 16-6 in First Round playoff game before falling to eventual Super Bowl Champion NY Giants, 31-3, in Dan Hampton's final game.
- 12/8/91**—Mike Ditka wins his 100th regular season game as the Bears' head coach with a 27-13 victory over the Green Bay Packers at Soldier Field.
- 1991**—Chicago finishes 11-5 and earns a Wild Card berth in the playoffs. The Bears are upset in the First Round by the Dallas Cowboys, 17-13, at Soldier Field.
- 10/4/92**—Kevin Butler becomes the Bears all-time leading scorer with a 50-yard FG. He surpasses Walter Payton's 750 points.
- 12/13/92**—In Mike Singletary's final home game, the Bears upset AFC Central champion Pittsburgh Steelers, 30-6.
- 1/19/93**—Dave Wannstedt is hired as the 11th head coach in club history.
- 10/3/93**—The Bears play their 1,000th game in franchise history, shutting out the Atlanta Falcons in Soldier Field, 6-0.
- 10/31/94**—Dick Butkus' and Gale Sayers' jersey numbers (51 and 40) retired at halftime before a Monday night national audience.
- 12/24/94**—Kevin Butler becomes the first Bear to surpass the 1,000 point mark with his first quarter FG vs. New England.
- 1/1/95**—9-7 Bears earn a Wild Card berth and upset the Vikings with a 35-18 playoff win at Minnesota.



- 5/12/95—Michael McCaskey announces plans for a new \$20 million state-of-the-art headquarters at the groundbreaking ceremony in Lake Forest.
- 3/3/97—Bears move into Halas Hall at Conway Park, the team's state-of-the-art, 38-acre headquarters. All team operations are under one roof in Lake Forest, four miles west of the original Halas Hall.
- 11/23/97—The Bears defeat the Tampa Bay Buccaneers 13-7 for the 600th win in team history. Chicago becomes the first NFL franchise to reach the 600-win plateau.
- 12/28/98—Dave Wannstedt's coaching tenure ends after six seasons and a 41-57 record.
- 1/24/99—Dick Jauron is hired as the 12th head coach in club history.
- 2/4/99—Ted Phillips is named the fourth President and CEO in team history while Michael McCaskey becomes the third chairman of the board.
- 11/1/99—Hall of Fame running back Walter Payton dies at the age of 45. The Bears name the Halas Hall indoor facility in his honor the following off-season.
- 11/7/99—"Walter Payton Game" - Bears block the Packers' game-winning field goal attempt in the first game following the death of Walter Payton.

2000s

- 6/12/01—Jerry Angelo named first Bears general manager since the 1986 season.
- 2001—Bears win NFC Central title in the final year of the division's existence. The Bears, Packers, Lions and Vikings move into the NFC North at the start of the 2002 season, with the addition of the League's 32nd team, the Houston Texans.
- 11/4/01—Mike Brown scores his second game-winning touchdown in as many games as Chicago wins back-to-back overtime games in miraculous fashion.
- 11/19/02—The Bears finish the 2001 season with a 13-3 mark and reach the playoffs for the first time since 1994, falling to Philadelphia 31-19 in the final game at 'old' Soldier Field.
- 8/3/02—Bears DE Dan Hampton becomes the 26th Chicago Bear enshrined in the Pro Football Hall of Fame.
- 2002—The Bears opened a new training camp home for the first time in 18 years, moving from Platteville, Wis., to Olivet Nazarene University in Bourbonnais, Ill. The Bears play each of their home games at Memorial Stadium at the University of Illinois in Champaign while the new stadium at Soldier Field was being constructed.
- 9/29/03—The Bears make their debut in the new Soldier Field against the Green Bay Packers on Monday Night Football, dropping a 38-23 decision to the Packers.
- 12/29/03—Dick Jauron's coaching tenure ends after five seasons and a 35-46 record.

- 1/15/04—Lovie Smith is hired as the 13th head coach in club history.
- 11/13/05—Nathan Vasher returns a 49ers missed field goal 108 yards for a touchdown, setting the record for longest TD in NFL history.
- 12/25/05—The Bears beat the Packers 24-17 at Green Bay in the first-ever Christmas Day game for both teams. With the win, the Bears clinched their first NFC North title.
- 2006—Bears claim second straight NFC North title and home-field advantage throughout the playoffs with a 13-3 record.
- 11/12/06—Almost a year to the day Nathan Vasher set the NFL record for longest TD in NFL history, Devin Hester duplicates the feat in New York against the Giants. Hester went on to set the League single-season record with six return touchdowns and most combined kick return TDs in a season with five.
- 1/14/07—Bears earn first home playoff win since 1991 with a 27-24 OT win over defending NFC Champion Seattle.
- 1/21/07—Bears win NFC Championship and a trip to Super Bowl XLI with a 39-14 win over the New Orleans Saints.
- 2/4/07—Bears return specialist Devin Hester becomes the first player in Super Bowl history to return the game's opening kickoff for a touchdown while Chicago tied a record with 14 first-quarter points. The Bears and Indianapolis Colts combined for a Super Bowl record four 1st-quarter turnovers (2 each) in the first Super Bowl played in adverse playing conditions (rain) at Dolphin Stadium in Miami. The Colts would go on to beat the Bears 29-17.
- 12/30/07—Devin Hester breaks his own single-season NFL record with his sixth kick return for a TD, setting the mark with a 64-yard punt return for a score in the final game of the season at home versus New Orleans.
- 12/7/08—The Bears defeat the Jacksonville Jaguars 23-10 at Soldier Field to become the first NFL franchise to record 700 victories.

2010s

- 12/20/10—Bears defeat Minnesota 40-14 at TCF Bank Stadium to earn fourth NFC North division crown. Devin Hester breaks NFL kick return record returning a punt 64 yards for a score, his 14th return TD.
- 1/16/11—Bears earn berth in NFC Championship game with a 35-24 Divisional Playoff win over Seattle.
- 1/23/11—Rival Packers beat the Bears 21-14 in NFC Championship game at Soldier Field.
- 2/5/11—Bears DE Richard Dent voted for enshrinement into the Pro Football Hall of Fame, the 27th Chicago Bear to earn the honor.
- 5/5/11—George H. McCaskey becomes the fourth chairman of the board in franchise history.

GEORGE S. HALAS

FEBRUARY 2, 1895 — OCTOBER 31, 1983



Leading the Chicago Bears for more than a half-century, George S. Halas, the team's founder and head coach for 40 years, was one of the most enduring personalities in sports history. Halas was active with the Bears starting in 1920 when he founded the team as the Decatur Staleys.

Halas was born and raised on Chicago's west side and prepped at Crane Tech High School before attending the University of Illinois. In Champaign, he earned a B.S. degree while lettering in football, basketball and baseball. After graduation in 1918, Halas joined the Navy for the first of two tours of duty. He was named Player of the Game in the 1919 Rose Bowl, playing end on the Great Lakes team that beat the Marines 17-0. A commander when he left active duty in 1946, Halas retired as a captain in the Naval Reserve. He was also awarded the Distinguished Citizens Award—the highest honor the Navy can bestow on a civilian.


After leaving the Navy, Halas played right field for the New York Yankees, but a hip injury shortened his baseball career. Halas went to work for a Decatur (IL) corn products firm owned by an enthusiastic sports fan, Mr. A.E. Staley, who sponsored a semi-pro baseball team, and later commissioned Halas to organize an independent football team.

PRO CAREER: As a player, Halas set an NFL record (which stood 49 years until 1972) when he took a Jim Thorpe fumble 98 yards for a TD in a 26-0 win over the Oorang Indians at Cubs Park (11/4/23) (re-named Wrigley Field in 1926). He played end for the Bears from 1920-29 and was named to the NFL all-pro squad of the 1920s.

PRO COACHING CAREER: Three times Halas interrupted his coaching activities by his own volition. He first turned over the leadership to Ralph Jones from 1930 through 1932. In 1942 when he left for the Navy, Luke Johnsos and Heartley "Hunk" Anderson shared head coaching responsibilities through '45. John "Paddy" Driscoll coached in 1956-57. Coincidentally, in '33 and again in '46 when Halas resumed coaching, his Bears won world championships.

During the 1940s, his teams reached the height of their power with four straight Western Conference titles; three world championships; a fantastic four-season record (including pre-season games) of 62-7-1 (.899); scored 2,164 points and allowed just 842. The 1940 team, which defeated the Washington Redskins 73-0 for the world championship, was voted the greatest professional team of all-time by the National Academy of Sports Editors in 1963.

Resuming coaching in 1958, Halas needed five years to develop another champion, when in 1963 the Bears won their eighth championship. The Sporting News, AP, and UPI named him Coach of the Year after the 1963 and 1965 seasons. Halas retired from coaching on May 27, 1968, with a career record of 324-151-31. His win total was the best in NFL history until Don Shula broke the mark in 1993. Halas is a charter member of the Pro Football Hall of Fame.

**HALAS' BEARS RECORDS**

- Longest run with opponent's fumble: 98 yards, TD (11/4/23)

NFL COACHING RECORDS

- Most World Championships: 6* (1921, 1933, 1940, 1941, 1946, 1963)

BEARS COACHING RECORDS

- Most regular season wins: 318
- Most consecutive regular season victories: 17 (1933-34)
- Most consecutive wins (including post-season): 18 (1933-34)
- Most World Championships: 6 (1921, 1933, 1940, 1941, 1946, 1963)

*Tied with "Curly" Lambeau



GEORGE S. HALAS, JR.

SEPTEMBER 4, 1925 — DECEMBER 16, 1979

George S. "Mugs" Halas was an integral part of the Bears before his untimely death in 1979. The son of pro football founder George S. Halas, Mugs spent 30 years in pro football. He joined the Bears' front office in 1950, was named treasurer in 1953, and became president of the club in 1963. In his first season as president, the Bears were NFL champions. Mugs was the second of just four presidents in the franchise's 90-year history. He succeeded his father, George S. Halas, and was followed by Michael McCaskey and current president Ted Phillips. His numerous contributions on a league-level included membership on the executive committee of the NFL Management Council.

Mugs learned football at a young age, serving as a ball boy while growing up. He earned a business degree from Loyola in 1949, before entering pro football on a full-time basis. Mugs is remembered for his love and devotion to the game.



EDWARD W. MCCASKEY

APRIL 27, 1919 — APRIL 8, 2003

Edward (Ed) W. McCaskey served as an executive with the Bears for 36 years, serving as Chairman Emeritus of the club from 1999 until his death in 2003. He was the team's second Chairman of the Board, succeeding team founder George Halas in 1983 following 17 years as the team's Vice President and Treasurer. McCaskey married Halas' only daughter, Virginia, in 1943 and joined the team at Halas' request in 1967.

McCaskey was a popular figure within the NFL and was referred to by many as the conscience of the League, as well as a sounding board for many of its leaders. He contributed to numerous charitable and civic organizations on behalf of the Bears and served as the guiding force behind the Brian Piccolo Fund.



WALTER PAYTON

JULY 25, 1954 — NOVEMBER 1, 1999

- Drafted 4th overall in 1975; Retired after the 1987 season
- Retired as NFL's all-time leader in rushing and combined net yards
- Held 16 NFL Records when he retired including the League's all-time leading rusher, which was surpassed by Emmitt Smith in 2002
- Voted to nine Pro Bowls (1977, 78, 79, 80, 81, 84, 85, 86, 87)
- Holds 27 Bears' Records (24 regular season/career, three postseason)
- Jersey #34 is retired; Elected to Hall of Fame, Jan. 30, 1993; Inducted July 31, 1993



Payton's Pro Stats

Year	Rush	Yds	Avg	Lg	TD	Rec	Yds	Avg	Lg	TD	G-GS
1975 Bears	196	679	3.5	54	7	33	213	6.5	40	0	13-7
1976 Bears	311	1,390	4.5	60	13	15	149	9.9	34	0	14-14
1977 Bears	339	1,852	5.5	73	14	27	269	10.0	75	2	14-14
1978 Bears	333	1,395	4.2	76	11	50	480	9.5	61	0	16-16
1979 Bears	369	1,610	4.4	43	14	31	313	10.1	65	2	16-16
1980 Bears	317	1,460	4.6	69	6	46	367	8.0	54	1	16-16
1981 Bears	339	1,222	3.6	39	6	41	379	9.2	30	2	16-16
1982 Bears	148	596	4.0	26	1	32	311	9.7	40	0	9-9
1983 Bears	314	1,421	4.5	49	6	53	607	11.5	74	2	16-16
1984 Bears	381	1,684	4.4	72	11	45	368	8.2	31	0	16-16
1985 Bears	324	1,551	4.8	40	9	49	483	9.9	65	2	16-16
1986 Bears	321	1,333	4.2	41	8	37	382	10.3	57	3	16-16
1987 Bears	146	533	3.7	17	4	33	217	6.6	16	1	12-12
Career	3,838	16,726	4.4	76	110	492	4,538	9.2	75	15	190-184

Other Career Highs: Passing: 11-34-331, 8 TDs, 5 int's. Punting: 1 for 39 yards (1975). Kickoff Returns: 17 for 539 yards (31.7 avg.).

Playoffs

Year	Rush	Yds	Avg	LG	TD	Rec	Yds	Avg	LG	TD	G-GS
1977 Bears	19	60	3.1	11	0	3	33	11.0	20	0	1-1
1979 Bears	16	67	4.2	12	2	3	52	17.3	31	0	1-1
1984 Bears	46	196	4.3	20	0	4	23	5.8	12	0	2-2
1985 Bears	67	186	2.8	12	0	8	52	6.5	19	0	3-3
1986 Bears	14	38	2.7	9	0	1	-2	-2.0	-2	0	1-1
1987 Bears	18	85	4.7	16	0	3	20	6.7	9	0	1-1
Career	180	632	3.5	20	2	22	178	8.1	31	0	9-9

Also: 3 kickoff returns for 57 yards in 1977.

CHICAGO BEARS HALL OF FAMERS



On Feb. 5, 2011, Bears DE Richard Dent became the 27th Chicago Bear voted for enshrinement in the Hall of Fame, the most of any team. Since the Hall of Fame opened in Canton, Ohio on Sept. 7, 1963, 267 NFL players, coaches and personnel have been inducted.

DOUG ATKINS

Defensive End

#81

Inducted: 1982

BEARS: 12 seasons (1955-66)

NFL: 17 seasons

Three-time all-NFL (1960, 61, 62)... Eight-time Pro Bowler (1958-64; 66)... Named Outstanding Lineman in 1959 Pro Bowl... Cleveland's first-round pick in 1953 who came to Chicago in a 1955 trade with Browns... Joined Saints for final three seasons via 1967 trade... Conference track champion in the high-jump and scholarship basketball player at Tennessee.



Atkins

GEORGE BLANDA

Quarterback-Kicker


#16, 22

Inducted: 1981

BEARS: 10 seasons (1949-58)

NFL: 26 seasons

Concluded NFL career as all-time leader in seasons (26), games (340), points (2,002), PAT attempts (959), PATs (943), FG attempts (638), and interceptions (277)... Bears career record holder in consecutive games with a score (83), and consecutive extra points (156); fourth in club history with 541 points... Retired in 1959, but returned in 1960 to play seven seasons with Houston (1960-66) and nine with Oakland (1967-75)... Led Oilers to two AFL titles and was 1961 Player of the Year... Set then-NFL record with 68 pass attempts vs. Buf. (11/1/64)... Voted Male Athlete of the Year by AP in 1970... Finished 340-game career with 2,002 points, 4,007 attempts for 26,920 passing yards and 236 TDs... Retired one month shy of 49th birthday... Played college ball at Kentucky.



Blanda

DICK BUTKUS

Middle Linebacker


#51

Inducted: 1979

BEARS: 9 seasons (1965-73)

NFL: 9 seasons

Third pick of 1965 draft... Beat out incumbent middle linebacker and future Hall of Famer Bill George... Denied Rookie of the Year honors when edged by teammate and fellow Hall of Fame enshrinee Gale Sayers... One of only six Bears to earn Pro Bowl honors each of their first three seasons in the League... Seven-time all-NFL... Bears all-time leader with 25 fumble recoveries (third in NFL history) and second with 47 turnovers (fumbles + interceptions)... Born and raised in Chicago; attended college at Illinois.



Butkus

GEORGE CONNOR

Tackle-Linebacker


#71, 81

Inducted: 1975

BEARS: 8 seasons (1948-55)

NFL: 8 seasons

First of the big, mobile outside linebackers... All-NFL five times – including 1951 and '52 on both offense and defense... Voted to first four Pro Bowls (1951-54)... Dramatic display in 1952 Pro Bowl when, late in the game with opposition deep in territory, he made a tackle-for-loss on first down, solo stop on second down, sacked QB on third down, and batted down fourth down pass in the endzone... Injuries forced retirement after 1955 season... All-America one year at Holy Cross and two seasons at Notre Dame.



Connor

RICHARD DENT

Defensive End

#95

Inducted: 2011

BEARS: 12 seasons (1983-93; 95)

NFL: 15 seasons

Selected by Chicago in eighth round (203rd player overall) of 1983 NFL Draft... Played in every game as a rookie... Became full-time starter early in 1984, beginning a 10-year period in which he recorded 10 or more sacks in eight of 10 seasons... Twice, once in 1984 and again in 1987, recorded 4.5 sacks in a game, both vs. the Raiders... At the time of his retirement ranked third in career sacks with 137.5... Led NFC with team record 17.5 sacks in 1984... Followed up with an NFL-high 17 sacks in 1985 as an integral part of Bears dominating defense... MVP of Super Bowl XX, recording three tackles, 1.5 sacks, one pass defended and two forced fumbles in Chicago's 46-10 win over the Patriots... Named first- or second-team All-Pro four times, All-NFC five times and selected to play in four Pro Bowls (1985, 1986, 1991, 1994).



Ditka



MIKE DITKA
Inducted: 1988

Tight End-Coach #89
BEARS: 17 seasons (Player, 1961-66), (Coach, 1982-92;
Coach, New Orleans 1997-99) **NFL: 20 seasons**

First tight end inducted to the Hall... Credited for changing the tight end from a "third tackle" to a receiving position... NFL Rookie of the Year in '61 with 56 receptions... Voted to Pro Bowl following five seasons... His 427 career catches were most in NFL history by a tight end until Kellen Winslow broke the mark in 1980... Holds three Bears records... Assistant coach for Dallas before being named Bears head coach on January 20, 1982... Guided team to 112 wins, six NFC Central titles, three NFC Championship games, and the Bears only Super Bowl victory... Bears first-round pick (fifth overall) in 1961 from Pittsburgh.



Driscoll

JOHN "PADDY" DRISCOLL

Running Back


#1, 20

Inducted: 1965

BEARS: 5 seasons (1920; 26-29)

NFL: 10 seasons

The NFL's first "franchise" player... Triple-threat athlete who excelled at running, punting, and drop-kicking for field goals... Played with Chicago Cardinals (1920-25)... Scored 27 points in 1923 game vs. Rochester (four TDs, three PATs)... His 50-yard field goal in 1925 was NFL record for several years... Born in Evanston, IL, and attended Northwestern.



Finks

JIM FINKS

General Manager

Inducted: 1995

BEARS: 9 seasons (1974-82)

NFL: 34 seasons

One of the architects of the great Bears teams of the '80's... Joined the team just two days before the start of the 1974 season and spent the season evaluating the team's talent, including players, coaches and front office personnel... Served as executive vice president and general manager with the Bears after breaking into the League as both cornerback and quarterback for the Steelers from 1949-55... Spent his first three seasons in the NFL in the defensive backfield, switching back to quarterback in 1952 and was selected to play in the Pro Bowl in 1953... Spent 10 seasons as GM at Minnesota (1964-73) and eight at New Orleans (1986-93).



Fortmann

DANNY FORTMANN

Guard


#21

Inducted: 1965

BEARS: 8 seasons (1936-43)

NFL: 8 seasons

Ninth-round pick in NFL's first draft (1936)... As a rookie in 1936, at age 20, he was the league's youngest starter... Signal caller for linemen on offense and deadly tackler on defense... All-NFL from 1938-43... The Bears finished first five times, second twice, and third once during his eight years... Pursued medical studies at University of Chicago while playing with Bears... Played at Colgate.



George

BILL GEORGE

Linebacker


#61, 72

Inducted: 1974

BEARS: 14 seasons (1952-65)

NFL: 15 seasons

Joined Bears in 1952 as "middle guard", but became league's first middle linebacker when he dropped off the line in 1954... All-NFL eight times in nine years... Voted to Pro Bowl eight straight seasons (1955-62)... Defensive signal caller final 10 seasons in Chicago... 18 career interceptions... His 14 seasons tie for the most by a Bear player... Finished with Rams (1966)... Attended Wake Forest.



Grange

HAROLD "RED" GRANGE

Running Back-Def. Back

#77

Inducted: 1963

BEARS: 7 seasons (1925; 29-34)

NFL: 9 seasons

Joined Bears on Thanksgiving, 1925—just 10 days following final college game... Attracted crowds of 70,000 at the Polo Grounds and 75,000 in LA Coliseum during 1925 tour—16 games in two months to showcase the Galloping Ghost... Left Bears for NY Yankees of AFL in 1926 which joined NFL the following season... Suffered knee injury vs. Bears in 1927, and missed entire '28 season... Rejoined Chicago in 1929, but was "ordinary" ball carrier... Developed into a good defensive back... All-NFL in 1931... Made TD-saving tackle in final seconds of 1933 Championship Game 23-21 win over NY Giants... Played college ball at Illinois.



CHICAGO BEARS HALL OF FAMERS

GEORGE HALAS

End-Coach-Owner

#7

Inducted: 1963

BEARS: 64 seasons (1920-83)

NFL: 64 seasons

(See bio on page 226)



Halas

DAN HAMPTON

Defensive End

#99

Inducted: 2002

BEARS: 12 seasons (1979-90)

NFL: 12 seasons

A first-round draft choice (fourth overall) by the Bears in the 1979 draft... Played for 12 seasons in Chicago and finished his career ranked third on the Bears all-time career sacks list with 82.0... "Danimal," as he was affectionately known by teammates and fans, played in 157 regular season games with 152 starts... Named to the NFL Team of the '80's by the Pro Football Hall of Fame Board of Selectors and was a Pro Bowl performer four times during that decade (1981, 1983, 1985 and 1986), twice as a defensive end and two times as a defensive tackle... Named Defensive MVP by Pro Football Weekly in 1982 and started the first 48 games of his career where he established himself as a dominant pass rusher, recording 25 sacks during his first three seasons in the league.



Hampton

ED HEALEY

Tackle


#16

Inducted: 1964

BEARS: 6 seasons (1922-27)

NFL: 8 seasons

Acquired by Halas from Rock Island Independents (1920-22) in exchange for gate receipts (\$100) from late-season game in 1922... Ran more than 30 yards in 1924 to tackle his own teammate who was running the wrong way with an interception... Caught running back George Wilson from behind after hurdling several teammates in 1926 game vs. LA All-Stars... Termed "the most versatile tackle of all-time" by Halas... First president of Bear alumni association (1937)... Graduated from Dartmouth.



Healey

BILL HEWITT

End

#56

Inducted: 1971

BEARS: 5 seasons (1932-36)

NFL: 9 seasons

One of the last helmetless players in the NFL... Four-time all-NFL (1933, '34, '36, '37) and first to do so with two teams... Designed play to win 1933 NFL Championship: jump pass from fullback to Hewitt who caught and lateraled to William Karr... Played for Eagles (1937-39), missed 1940-42 seasons before returning with Philadelphia-Pittsburgh (1943)... Career: 101 catches for 1,696 yards and 25 TDs.



Hewitt

STAN JONES

Tackle-Guard


#78

Inducted: 1991

BEARS: 12 seasons (1954-65)

NFL: 13 seasons

Selected by Chicago in fifth round of 1953 draft... Started at tackle; switched to guard in 1954 and became seven-time Pro Bowler (1956-62)... Played offense and defense in 1962 but played solely defense in 1963—when the Bears won the NFL Championship... One of the first pro football players to concentrate on weightlifting... Missed just two games in his first 11 seasons... Traded to Redskins (1966) as a favor from Halas so he could finish his career near his Rockville, Maryland home... College Lineman of the Year for 1953 National Champion Maryland Terrapins.



Jones

Championship Team Hall of Famers (by Player/Coach)

Players

Sid Luckman (4) 1940, '41, '43, '46
George Musso (4) 1933, '40, '41, '43
Bulldog Turner (4) 1940, '41, '43, '46
Danny Fortmann (3) 1940, '41, '43
George McAfee (3) 1940, '41, '46
Bronko Nagurski (3) 1932, '33, '43
Joe Stydahar (3) 1940, '41, '46

Red Grange (2) 1932, '33
Bill Hewitt (2) 1932, '33
Link Lyman (2) 1932, '33
George Trafton (2) 1921, '32
Doug Atkins (1) 1963
Mike Ditka (1) 1963
Bill George (1) 1963



SID LUCKMAN

Quarterback


#42

Inducted: 1965

BEARS: 12 seasons (1939-50)

NFL: 12 seasons

Second pick of 1939 draft... Bears all-time leader in yards (14,686), TDs (137), interceptions (132); second in attempts (1,744) and third in completions (904)... Club season record holder in QB rating (107.8 in 1943) and passes intercepted (31 in 1947)... Led Bears T-formation attack which won four NFL Titles including the 73-0 blitzing of Washington in the 1940 Championship game... Five-time all-NFL and 1943 league MVP... Passed for record-tying seven TDs in 1943 game vs. Giants... Came out of Columbia University.



Luckman

ROY "LINK" LYMAN

Tackle

#2, 11, 12, 14, 77

Inducted: 1964

BEARS: 7 seasons (1926-28, 30-31, 33-34)NFL: 11 seasons

Pioneered stunting, slanting, and shifting style defense... Began pro career with Canton (1922-23), winning two championships; moved to Cleveland where he again won a championship... Joined Frankford (1925) before finishing with Bears... Left Bears for 1929 season to play semi-pro ball and in 1932 to settle business problems... In his final two seasons Chicago won the NFL Championship (1933) and division (1934)... No high school ball (school had seven boys), but played at Nebraska.



Lyman

GEORGE McAFEE

Running Back-Def. Back

#5, 33

Inducted: 1966

BEARS: 8 seasons (1940-41; 45-50)

NFL: 8 seasons

Eagles first-round choice in 1940 (second overall)... Immediately traded to Bears for four players... Career average 12.78 yards on 112 punt returns is still NFL record... Returned a kickoff 93 yards for TD in first pro game... Went into the Navy for WWII; returned in 1945... 25 career interceptions... All-American at Duke.



McAfee

GEORGE MUSSO

Tackle-Guard-Def. Tackle


#16

Inducted: 1982

BEARS: 12 seasons (1933-44)

NFL: 12 seasons

Signed by Halas for just \$90/game plus \$5 in expenses... Elected team captain in fourth season and kept the title remainder of career... First player to win all-NFL at two positions: tackle in 1935 and guard in 1937... Played on four Bears championship teams... College ball at Millikin.



Musso

BRONKO NAGURSKI

Fullback-Tackle

#3, 16

Inducted: 1963

BEARS: 9 seasons (1930-37; 43)

NFL: 9 seasons

Powerful, punishing runner who was also a threat to pass... Retired after eight seasons (1937) for a more profitable wrestling career... Returned in 1943 when Bears were short of players (due to WWII)... Played mostly at tackle, but scored TD to put Bears ahead to stay in 1943 Championship game... 11th in Bears career rushing... High school teams were winless... All-American at Minnesota.



Nagurski

Championship Team Hall of Famers

(by Player/Coach)

Players (continued from previous page)

George Halas (1)	1921
Stan Jones (1)	1963
Dan Hampton (1)	1985
Walter Payton (1)	1985
Mike Singletary (1)	1985
Richard Dent (1)	1985
George Blanda	
Dick Butkus	
George Connor	


Paddy Driscoll
Jim Finks
Ed Healey
Gale Sayers

Coaches

George Halas (6)	1921, '33, '40, '41, '46, '63
Mike Ditka (1)	1985

CHICAGO BEARS HALL OF FAMERS


WALTER PAYTON Running Back #34
Inducted: 1993 BEARS: 13 seasons (1975-87) NFL: 13 seasons
 (Payton's stats and bio on page 227.)



Payton

GALE SAYERS Running Back #40
Inducted: 1977 BEARS: 7 seasons (1965-71) NFL: 7 seasons

Fourth pick of 1965 draft... Career: 991-4,956-39 rushing: 112-1,307-9 receiving: 91-2,781-6 kickoff returns; 28-391-2 punt returns... Had 77-yard PR, 93-yard KOR and 25-yard TD pass in first pre-season game... Amassed 2,272 net yards and a rookie-record 22 TDs including record-tying six TDs vs. SF in inaugural season... Picked Rookie of the Year over Dick Butkus... Voted to five Pro Bowls (1966-70) and was Offensive MVP of three... Suffered right knee injury in 1968, but bounced back for second 1,000-yard season... Left knee injury in 1970 ended career... Led NFL in rushing in '66 and '69... 20 100-yard rushing games... Fourth on Bears all-time rushing list... Averaged 5.0 yards per carry in career... Set 23 club records and seven NFL marks... Youngest player ever elected to the Hall (34 years old) and his effective playing time is also the shortest of any Hall of Famer... Star back at Kansas... Known as the "Kansas Comet."



Sayers

MIKE SINGLETARY Linebacker #50
Inducted: 1998 BEARS: 12 seasons (1981-92) NFL: 12 seasons

Second round pick in 1981 draft (38th overall) after two-time consensus all-American career at Baylor... All-rookie honors from Pro Football Writers Assoc., UPI, Pro Football Weekly, and Football Digest... Selected to 10 straight Pro Bowls (1983-92), most ever by a Bear... Most starts by a defensive player in Bears history (172)... Named to NFL Team of the Eighties by NFL Hall of Fame Board of Selectors... AP Defensive Player of the Year in 1985 and '88... 1990 NFL Man of the Year for playing excellence and off-the-field community contributions... Defensive captain from 1983-1992... Finished as the team's first or second leading tackler in final 11 seasons... Missed just two games in 12 seasons (both in '86)... Finished career with 1,488 tackles, 19 sacks, seven interceptions... Wife, Kim, presented Mike at his induction.



Singletary

JOE STYDAHAR Tackle #13, 18
Inducted: 1967 BEARS: 9 seasons (1936-42; 45-46) NFL: 9 seasons


First player ever drafted by Bears... All-NFL left tackle (1937-40)... Left for WWII (1943-44), but returned to lead Chicago to 1946 Championship... Star player at West Virginia.



Stydahar

GEORGE TRAFTON Center #13
Inducted: 1964 BEARS: 13 seasons (1920-32) NFL: 13 seasons

All-NFL center (unofficially) in eight of 13 seasons... Strong, tough, mean player – put four Rock Island players out of action in first 12 plays of a 1920 game... Notre Dame career was cut short when Knute Rockne caught him playing semi-pro ball.



Trafton

Championship Team Hall of Famers

(by Year)

1921 Team (2)

George Halas, George Trafton

1932 Team (5)

Red Grange, Bill Hewitt, Link Lyman, Bronko Nagurski, George Trafton

1933 Team (5)

Red Grange, Bill Hewitt, Link Lyman, George Musso, Bronko Nagurski

1940 Team (6)

Danny Fortmann, Sid Luckman, George McAfee, George Musso, Joe Stydahar, Bulldog Turner

1941 Team (6)

Danny Fortmann, Sid Luckman, George McAfee, George Musso, Joe Stydahar, Bulldog Turner



CLYDE "BULLDOG" TURNER Center-Linebacker

#66

Inducted: 1966

BEARS: 13 seasons (1940-52)

NFL: 13 seasons

First-round draft pick in 1940... Flawless snapper and excellent blocker who was all-NFL six times... Could also play guard or tackle... Led league in 1942 with eight interceptions at line-backer... Played running back in emergency situations, scored 48-yard TD in 1944... Had 96-yard interception return for TD in 1947... Played college ball for Hardin-Simmons.



In addition to the 27 Bears Hall of Famers, five other inductees spent part of their careers with Chicago:

Player	Position	With Bears	Other teams	Turner
Jim Conzelman	Quarterback	1920	Rock Island Independents, Milwaukee Badgers, Detroit Panthers, Providence Steam Roller	
Guy Chamberlin	End	1920-21	Canton Bulldogs, Cleveland Bulldogs, Frankford Yellow Jackets, Chicago Cardinals	
Walt Kiesling	Guard	1934	Duluth Eskimos, Pottsville Maroons, Chicago Cardinals, Green Bay Packers, Pittsburgh Pirates	
Bobby Layne	Quarterback	1948	NY Bulldogs, Detroit Lions, Pittsburgh Steelers	
Alan Page	Defensive Tackle	1978-81	Minnesota Vikings	

PRO FOOTBALL HALL OF FAMERS BY FRANCHISE

Hall of Famers are listed under all clubs on which they played. PRIMARY refers to the team or teams on which the Hall of Famer made his primary contribution to professional football. MINOR refers to Hall of Famer who spent only a minor portion of their career with a team.

TEAM	PRIMARY	MINOR	TEAM	PRIMARY	MINOR
Chicago Bears	27	5	Kansas City Chiefs	9	5
Green Bay Packers	21	5	Miami Dolphins	9	1
Washington Redskins	19	10	Buffalo Bills	8	1
Pittsburgh Steelers	18	6	San Diego Chargers	7	4
New York Giants	18	9	Tennessee Titans	7	4
Cleveland Browns	16	5	Denver Broncos	4	2
St. Louis Rams	15	10	New York Jets	4	2
Detroit Lions	14	5	New England Patriots	4	0
Oakland Raiders	13	8	New Orleans Saints	2	4
San Francisco 49ers	13	7	Seattle Seahawks	1	5
Dallas Cowboys	13	6	Atlanta Falcons	1	2
Arizona Cardinals	11	6	Tampa Bay Buccaneers	1	2
Minnesota Vikings	10	5	Cincinnati Bengals	1	1
Indianapolis Colts	10	5	Baltimore Ravens	0	3
Philadelphia Eagles	9	9	Carolina Panthers	0	1

Championship Team Hall of Famers (by Year)

1943 Team (5)

Danny Fortmann, Sid Luckman, George Musso, Bronko Nagurski, Bulldog Turner

1946 Team (4)

Sid Luckman, George McAfee, Joe Stydahar, Bulldog Turner

1963 Team (4)

Doug Atkins, Mike Ditka, Bill George, Stan Jones

1985 Team (4)

Richard Dent, Dan Hampton, Walter Payton, Mike Singletary

CHICAGO BEARS ATTENDANCE

(since 1971 when Bears moved to Soldier Field)

(since 1971 when Bears moved to Soldier Field)											
Capacity	Sold	Actual	Average	Road	Capacity	Sold	Actual	Average	Road		
1971	55,049	N/A	385,343 (7)	55,049	396,183 (7)	1991	66,946	535,568	491,778 (8)	61,472	531,835 (8)
1972	55,701	N/A	389,907 (7)	55,701	406,556 (7)	1992	66,950	535,600	478,507 (8)	59,813	529,769 (8)
1973	55,701	N/A	389,907 (7)	55,701	395,192 (7)	1993	66,950	535,600	465,832 (8)	58,229	486,675 (8)
1974	55,753	N/A	389,117 (7)	55,588	372,530 (7)	1994	66,944	535,552	468,015 (8)	58,502	520,294 (8)
1975	57,455	387,312	323,868 (7)	46,266	392,929 (7)	1995	66,944	535,552	476,587 (8)	59,573	510,327 (8)
1976	57,359	401,123	351,812 (7)	50,258	438,338 (7)	1996	66,944	535,552	456,348 (8)	57,044	490,590 (8)
1977	57,359	401,513	336,500 (7)	48,071	409,377 (7)	1997	66,944	535,552	421,900 (8)	52,738	536,184 (8)
1978	57,359	458,872	385,976 (8)	48,247	455,542 (8)	1998	66,944	535,552	429,607 (8)	53,701	462,012 (8)
1979	57,979	463,832	416,168 (8)	52,021	477,321 (8)	1999	66,944	535,552	443,713 (8)	55,464	517,237 (8)
1980	64,154	513,232	464,897 (8)	58,112	486,954 (8)	2000	66,944	535,552	435,259 (8)	54,407	545,132 (8)
1981	64,410	515,280	436,563 (8)	54,570	453,575 (8)	2001	66,944	535,552	482,878 (8)	60,360	525,068 (8)
1982	65,793	249,354	183,626 (4)	45,107	293,501 (5)	2002*	52,057	494,847	426,285 (8)	53,286	542,061 (8)
1983	65,793	545,897	418,771 (8)	52,346	409,867 (8)	2003	61,500	492,304	444,340 (8)	55,543	546,662 (8)
1984	65,793	516,347	462,159 (8)	57,769	444,496 (8)	2004	61,500	495,706	442,272 (8)	55,284	541,641 (8)
1985	65,793	526,344	486,212 (8)	60,776	517,146 (8)	2005	61,500	496,965	496,965 (8)	62,121	518,191 (8)
1986	66,030	528,240	495,484 (8)	61,935	478,025 (8)	2006	61,500	497,786	497,786 (8)	62,223	550,577 (8)
1987	66,030	528,240	459,192 (8)	57,399	407,783 (7)	2007	61,500	497,267	463,133 (8)	57,892	544,335 (8)
1988	66,946	535,568	494,093 (8)	61,761	489,476 (8)	2008	61,500	496,276	461,232 (8)	57,654	532,130 (8)
1989	66,946	535,568	489,976 (8)	61,247	506,193 (8)	2009	61,500	498,000	467,936 (8)	58,492	533,114 (8)
1990	66,946	535,568	481,018 (8)	60,127	534,440 (8)	2010	61,500	497,561	474,974 (8)	59,372	525,302 (8)

* Home games played at Memorial Stadium in Champaign, Ill. Capacity listed is NFL designated Chicago blackout number.

() Number in parentheses is number of games played.

Ten largest crowds to watch the Bears

Soldier Field			Road		
Attendance	Opponent	Date	Attendance	Opponent	Date
66,900	vs. NY Giants	9/5/1993	100,470	at LA Rams	11/2/1958
66,625**	vs. Philadelphia	10/2/1989	90,138	at Washington	9/11/2005
66,475	vs. Minnesota	9/17/1989	85,168	at Dallas	9/19/2010
65,704**	vs. NY Giants	9/14/1987	83,501*	at LA Rams	12/17/1950
65,534*	vs. Philadelphia	12/31/1988	83,224**	at Cleveland	11/3/1980
65,506	vs. LA Rams	10/29/1989	82,213	at Washington	12/6/2007
65,420	vs. Minnesota	9/23/1990	80,638	at Detroit	11/21/1976
65,293**	vs. San Francisco	10/24/1988	80,456	at LA Rams	11/3/1957
65,255**	vs. NY Jets	9/23/1991	80,366	at Buffalo	9/29/1991
65,141*	vs. Washington	1/3/1987	80,156	at LA Raiders	9/30/1990

Five smallest crowds to watch the Bears

Attendance	Opponent	Date	Attendance	Opponent	Date
29,157	vs. Green Bay	12/16/1973	2,500^	vs. Dallas Texans	11/27/52
32,113†	vs. Minnesota	10/11/1987	4,074†	at Philadelphia	10/4/1987
33,557	vs. Green Bay	12/11/1977	32,637&	at New Orleans	11/6/2005
34,306	vs. Green Bay	12/10/1978	34,350	at Baltimore	9/25/1983
35,052	vs. St. Louis	12/14/1975	36,816	at Tampa Bay	11/20/1983

* playoff game; ** Monday Night Football; ^ at Akron, Ohio; † strike game; & at Baton Rouge, La.

NOTES:

- Last non-sellout: September 9, 1984 vs. Denver (4,432 unsold).
- Heading into 2011, the Bears have 228 straight sellouts (214 regular season, 14 playoffs).
- The Bears vs. All-Stars game on August 22, 1947 drew a crowd of 105,840 at Soldier Field, which was the largest crowd ever to watch any NFL game until August 15, 1994, when the Cowboys-Oilers pre-season game drew 112,376 at Azteca Stadium in Mexico City.



ANNUAL SCORING LEADERS

Year	Player	TD	PAT	FG	Pts	Year	Player	TD	PAT	FG	Pts
2010	Gould, Robbie	0	35	25	110	1971	Percival, Mac	0	18	15	63
2009	Gould, Robbie	0	33	24	105	1970	Percival, Mac	0	28	20	88
2008	Gould, Robbie	0	41	26	119	1969	Percival, Mac	0	26	8	50
2007	Gould, Robbie	0	33	31	126	1968	Percival, Mac	0	25	25	100
2006	Gould, Robbie	0	47	32	143	1967	Sayers, Gale	12	0	0	72
2005	Gould, Robbie	0	19	21	82	1966	Leclerc, Roger	0	24	18	78
2004	Edinger, Paul	0	22	15	67	1965*	Sayers, Gale	22	0	0	132
2003	Edinger, Paul	0	27	26	105	1964	Morris, Johnny	10	0	0	60
2002	Edinger, Paul	0	29	22	95	1963	Ditka, Mike	8	0	0	48
2001	Edinger, Paul	0	34	26	112	1962	Leclerc, Roger	0	36	13	75
2000	Edinger, Paul	0	21	21	84	1961	Ditka, Mike	12	0	0	72
1999	Robinson, Marcus	9	0	0	54	1960	Aveni, John	0	23	7	44
1998	Jaeger, Jeff	0	27	21	90	1959	Casares, Rick	12	0	0	72
1997	Jaeger, Jeff	0	20	21	83	1958	Galimore, Willie	12	0	0	72
1996	Jaeger, Jeff	0	23	19	80	1957	Blanda, George	1	23	14	71
1995	Butler, Kevin	0	45	23	114	1956	Casares, Rick	14	0	0	84
1994	Butler, Kevin	0	24	21	87	1955	Blanda, George	2	37	11	82
1993	Butler, Kevin	0	21	27	102	1954	Hill, Harlon	12	0	0	72
1992	Butler, Kevin	0	34	19	91	1953	Blanda, George	0	27	7	48
1991	Butler, Kevin	0	32	19	89	1952	Blanda, George	1	30	6	54
1990	Butler, Kevin	0	36	26	114	1951	Lujack, Johnny	7	10	0	52
1989	Anderson, Neal	15	0	0	90	1950	Lujack, Johnny	11	34	3	109
1988	Butler, Kevin	0	37	15	82	1949	Lujack, Johnny	2	42	1	57
1987	Butler, Kevin	0	28	19	85	1948	Lujack, Johnny	1	44	0	50
1986	Butler, Kevin	0	36	28	120	1947	Kavanaugh, Ken	13	0	0	78
1985*	Butler, Kevin	0	51	31	144	1946	Gallarneau, Hugh	8	0	0	48
1984	Thomas, Bob	0	35	22	101	1945	Kavanaugh, Ken	6	0	0	36
1983	Thomas, Bob	0	35	14	77	1944	McLean, Ray	7	0	0	42
1982	Moorehead, Emery	5	0	0	30	1943	Clark, Harry	10	0	0	60
1981	Roveto, John	0	19	10	49	1942	McLean, Ray	9	0	0	54
1980	Thomas, Bob	0	35	13	74	1941	McAfee, George	12	0	0	72
1979	Payton, Walter	16	0	0	96	1940	McLean, Ray	4	1	0	25
1978	Thomas, Bob	0	26	17	77	1939	Manders, Jack	4	17	3	50
1977	Payton, Walter	16	0	0	96	1938	Manders, Jack	3	10	3	37
1976	Payton, Walter	13	0	0	78	1937*	Manders, Jack	5	15	8	69
1975	Thomas, Bob	0	18	13	57	1936	Manders, Jack	4	17	7	62
1974	Roder, Mirro	0	18	13	57	1935	Karr, William	6	0	0	36
1973	Roder, Mirro	0	11	8	35	1934*	Manders, Jack	3	31	10	79
1972	Percival, Mac	0	26	12	62	1933	Manders, Jack	0	15	6	33

*Led NFL

CLIMBING THE CHARTS

In 2010, Bears K **Robbie Gould** eclipsed 100 points for the fifth consecutive season, tying Kevin Butler (1985, 1986, 1990, 1993 and 1995) for the most 100-plus point seasons in franchise history.

Gould now has 685 career points, third most in Bears franchise history. Paul Edinger is the only other player in Bears history with multiple 100-point seasons (2001 and 2003).

The last non-kicker to lead the team in scoring was Marcus Robinson in 1999 who had nine TD receptions for 54 points, outdistancing K Chris Boniol who had 50 points (17 extra points, 11 field goals) and was the team's third of four placekickers that season.

ANNUAL RUSHING LEADERS

Year	Player	Yards	Att	TD	Year	Player	Yards	Att	TD
2010	Forté, Matt	1,069	237	6	1970	Montgomery, Ross	229	62	0
2009	Forté, Matt	929	258	4	1969*	Sayers, Gale	1,032	236	8
2008	Forté, Matt	1,238	316	8	1968	Sayers, Gale	856	138	2
2007	Benson, Cedric	674	196	4	1967	Sayers, Gale	880	186	7
2006	Jones, Thomas	1,210	296	6	1966*	Sayers, Gale	1,231	229	8
2005	Jones, Thomas	1,335	314	9	1965	Sayers, Gale	867	166	14
2004	Jones, Thomas	948	240	7	1964	Arnett, Jon	400	119	1
2003	Thomas, Anthony	1,024	244	6	1963	Marconi, Joe	446	118	2
2002	Thomas, Anthony	721	214	6	1962	Marconi, Joe	406	89	5
2001	Thomas, Anthony	1,183	278	7	1961	Gallimore, Willie	707	153	4
2000	Allen, James	1,120	290	2	1960	Casares, Rick	566	160	5
1999	Enis, Curtis	916	287	3	1959	Casares, Rick	699	177	10
1998	Bennett, Edgar	611	173	2	1958	Casares, Rick	651	176	2
1997	Harris, Raymont	1,033	275	10	1957	Casares, Rick	700	204	6
1996	Harris, Raymont	748	194	4	1956*	Casares, Rick	1,126	234	12
1995	Salaam, Rashaan	1,074	296	10	1955	Casares, Rick	672	125	4
1994	Tillman, Lewis	899	275	7	1954	Jagade, Chick	498	157	3
1993	Anderson, Neal	646	202	4	1953	Morrison, Fred	307	95	2
1992	Anderson, Neal	582	156	5	1952	Morrison, Fred	367	95	3
1991	Anderson, Neal	747	210	6	1951	Dottley, John	670	127	3
1990	Anderson, Neal	1,078	260	10	1950	Gulyanics, George	571	146	2
1989	Anderson, Neal	1,275	274	11	1949	Gulyanics, George	452	102	5
1988	Anderson, Neal	1,106	249	12	1948	Gulyanics, George	439	119	4
1987	Anderson, Neal	586	129	3	1947	Osmanski, Joe	328	64	1
1986	Payton, Walter	1,333	321	8	1946	Gallarnau, Hugh	476	112	6
1985	Payton, Walter	1,551	324	9	1945	Margarita, Bob	497	112	3
1984	Payton, Walter	1,684	381	11	1944	Margarita, Bob	463	88	4
1983	Payton, Walter	1,421	314	6	1943	Clark, Harry	556	120	3
1982	Payton, Walter	596	148	1	1942	Famiglietti, Gary	503	118	8
1981	Payton, Walter	1,222	339	6	1941	McAfee, George	474	65	6
1980	Payton, Walter	1,460	317	6	1940	Nolting, Ray	373	78	1
1979	Payton, Walter	1,610	369	14	1939*	Osmanski, Bill	699	121	7
1978	Payton, Walter	1,395	333	11	1938	Nolting, Ray	297	63	2
1977*	Payton, Walter	1,852	339	14		Francis, Sam	297	85	3
1976	Payton, Walter	1,390	311	13	1937	Nolting, Ray	424	106	2
1975	Payton, Walter	679	196	7	1936	Nagurski, Bronko	529	122	3
1974	Grandberry, Ken	475	144	2	1935	Ronzani, Gene	356	79	2
1973	Garrett, Carl	655	175	5	1934*	Feathers, Beattie	1,004	119	8
1972	Douglass, Bobby	968	141	8	1933	Nagurski, Bronko	533	128	1
1971	Shy, Don	420	116	2					

*Led NFL

FORTE RECORDS FRANCHISE FIRST

Running back **Matt Forté** eclipsed 1,600 yards from scrimmage in 2010 (1,069 rushing, 547 receiving) to become the first player in franchise history to record at least 1,400 scrimmage yards in each of his first three NFL seasons.

Forté, who had 1,715 scrimmage yards in 2008, joins Hall of Famer Walter Payton (nine times) as the only player in franchise history with multiple seasons with over 1,600 yards from scrimmage.



ANNUAL PASSING LEADERS

Year	Player	Att	Cmp	Yards	TD	Int	Rating
2010	Cutler, Jay	432	261	3,274	23	16	86.3
2009	Cutler, Jay	555	336	3,666	27	26	76.8
2008	Orton, Kyle	465	272	2,972	18	12	79.6
2007	Griese, Brian	262	161	1,803	10	12	75.6
2006	Grossman, Rex	480	262	3,193	23	20	73.9
2005	Orton, Kyle	368	190	1,869	9	13	59.7
2004	Hutchinson, Chad	161	92	903	4	3	73.6
2003	Stewart, Kordell	251	126	1,418	7	12	56.8
2002	Miller, Jim	314	180	1,944	13	9	77.5
2001	Miller, Jim	395	228	2,299	13	10	74.9
2000	McNown, Cade	280	154	1,646	8	9	68.5
1999	Matthews, Shane	275	167	1,645	10	6	80.6
1998	Kramer, Erik	250	151	1,823	9	7	83.1
1997	Kramer, Erik	477	275	3,011	14	14	74.0
1996	Krieg, Dave	377	226	2,278	14	12	76.3
1995	Kramer, Erik	522	315	3,838	29	10	93.5
1994	Walsh, Steve	343	208	2,078	10	8	77.9
1993	Harbaugh, Jim	325	200	2,002	7	11	72.1
1992	Harbaugh, Jim	358	202	2,486	13	12	76.2
1991	Harbaugh, Jim	478	275	3,121	15	16	73.7
1990	Harbaugh, Jim	312	180	2,178	10	6	81.9
1989	Tomczak, Mike	306	156	2,058	16	16	68.2
1988	McMahon, Jim	192	114	1,346	6	7	76.0
1987	McMahon, Jim	210	125	1,639	12	8	87.4
1986	McMahon, Jim	150	77	995	5	8	61.4
1985	McMahon, Jim	313	178	2,392	18	11	82.8
1984	McMahon, Jim	143	85	1,146	8	2	97.8
1983	McMahon, Jim	295	175	2,184	12	13	77.7
1982	McMahon, Jim	210	120	1,501	9	7	80.1
1981	Evans, Vince	436	195	2,354	11	20	51.0
1980	Evans, Vince	278	148	2,039	11	16	66.1
1979	Phipps, Mike	255	134	1,535	9	8	69.7
1978	Avellini, Bob	264	141	1,718	5	16	54.6
1977	Avellini, Bob	293	154	2,004	11	18	61.7
1976	Avellini, Bob	271	118	1,580	8	15	49.7
1975	Huff, Gary	205	114	1,083	3	9	57.1
1974	Huff, Gary	283	142	1,663	6	17	50.4
1973	Douglass, Bobby	174	81	1,057	5	7	59.2
1972	Douglass, Bobby	198	75	1,246	9	12	49.5
1971	Douglass, Bobby	225	91	1,164	7	15	38.7
1970	Concannon, Jack	385	194	2,130	16	18	61.6
1969	Concannon, Jack	160	87	1,783	4	8	31.3
1968	Concannon, Jack	143	71	715	5	9	49.8
1967	Concannon, Jack	186	92	1,260	6	14	51.0
1966	Bukich, Rudy	309	147	1,858	10	21	49.1
1965*	Bukich, Rudy	312	176	2,641	20	9	93.6
1964	Bukich, Rudy	160	99	1,099	12	7	89.0
1963	Wade, Bill	356	192	2,301	15	12	73.8
1962	Wade, Bill	412	225	3,172	18	24	70.2
1961	Wade, Bill	250	139	2,258	22	13	93.7

CHICAGO BEARS ANNUAL LEADERS

Year	Player	Att	Cmp	Yards	TD	Int	Rating
1960	Brown, Ed	149	59	1,079	7	11	50.1
1959	Brown, Ed	247	125	1,881	13	10	77.0
1958	Brown, Ed	218	102	1,418	10	17	51.0
1957	Brown, Ed	185	84	1,321	6	16	44.5
1956*	Brown, Ed	168	96	1,667	11	12	83.1
1955	Brown, Ed	164	85	1,307	9	10	71.4
1954	Bratkowski, Zeke	130	67	1,087	8	17	60.9
1953	Blanda, George	362	169	2,164	14	24	51.3
1952	Romanik, Steve	126	49	772	4	11	34.5
1951	Lujack, Johnny	176	85	1,295	3	8	59.9
1950	Lujack, Johnny	254	121	1,731	4	21	40.9
1949	Lujack, Johnny	312	162	2,658	23	22	75.9
1948	Luckman, Sid	163	89	1,047	13	14	65.2
1947	Luckman, Sid	323	176	2,712	24	31	67.6
1946*	Luckman, Sid	229	110	1,826	17	16	70.8
1945†	Luckman, Sid	217	117	1,725	14	10	82.6
1944	Luckman, Sid	143	71	1,018	11	11	66.8
1943*	Luckman, Sid	202	110	2,194	28	12	107.8
1942	Luckman, Sid	105	57	1,023	10	13	80.0
1941*	Luckman, Sid	119	68	1,181	9	6	95.5
1940	Luckman, Sid	105	48	941	4	9	60.7
1939	Masterson, Bernie	113	44	914	5	9	49.6
1938	Masterson, Bernie	112	46	848	7	9	55.6
1937	Masterson, Bernie	72	26	615	6	7	55.8
1936	Molesworth, Keith	31	15	188	4	4	67.7
1935	Masterson, Bernie	44	18	456	5	4	79.4
1934	Ronzani, Gene	32	15	150	3	0	91.9
1933	Molesworth, Keith	50	19	433	3	4	56.5

*Led NFL; †Tied for NFL lead.

HIGHEST QUARTERBACK RATINGS

		Season	Att	Cmp	Yards	Pct	Y/Att	TD	TD%	Int	Int%	Rate
1	Sid Luckman	1943	202	110	2,194	54.5	10.86	28	13.9	12	5.9	107.8
2	Jim McMahon	1984	143	85	1,146	59.4	8.01	8	5.6	2	1.4	97.8
3	Sid Luckman	1941	119	68	1,181	57.1	9.92	9	7.6	6	5.0	95.5
4	Bill Wade	1961	250	139	2,258	55.6	9.03	22	8.8	13	5.2	93.7
5	Rudy Bukich	1965	312	176	2,641	56.4	8.46	20	6.4	9	2.9	93.6
6	Erik Kramer	1995	522	315	3,838	60.3	7.35	29	5.6	10	1.9	93.5
7	Rudy Bukich	1964	160	99	1,099	61.9	6.87	12	7.5	7	4.4	89.0
8	Jim McMahon	1987	210	125	1,639	59.5	7.80	12	5.7	8	3.8	87.4
9	Jay Cutler	2010	432	261	3,274	60.4	7.58	23	5.3	16	3.7	86.3
10	Jim Miller	1999	174	110	1,242	63.2	7.14	7	4.0	6	3.4	83.5
11	Erik Kramer	1998	250	151	1,823	60.4	7.29	9	3.6	7	2.8	83.1
12	Ed Brown	1956	168	96	1,667	57.1	9.92	11	6.5	12	7.1	83.1
13	Jim McMahon	1985	313	178	2,392	58.1	7.64	15	4.8	11	3.5	82.8
14	Sid Luckman	1945	217	117	1,725	53.9	7.95	14	6.5	10	4.6	82.6
15	Jim Harbaugh	1990	312	180	2,178	57.7	6.98	10	3.2	6	1.9	81.9

For QB rating formula, see page 262.



ANNUAL RECEIVING LEADERS

— RECEPTIONS —					Year	Player	No	Yards	TD
Year	Player	No	Yards	TD					
2010	Forté, Matt	51	547	3	1971	Farmer, George	46	737	5
	Knox, Johnny	51	960	5	1970*	Gordon, Dick	71	1,026	13
2009	Olsen, Greg	60	612	8	1969	Wallace, Bob	47	553	5
2008	Forté, Matt	63	477	4	1968	Gordon, Dick	29	477	4
2007	Berrian, Bernard	71	951	5	1967	Gordon, Dick	31	534	5
2006	Muhammad, Muhsin	60	863	5	1966	Sayers, Gale	34	447	2
2005	Muhammad, Muhsin	64	750	4	1965	Morris, Johnny	53	846	4
2004	Jones, Thomas	56	427	0	1964*	Morris, Johnny	93	1,200	10
2003	Booker, Marty	52	715	4	1963	Ditka, Mike	59	794	8
2002	Booker, Marty	97	1,189	6	1962	Ditka, Mike	58	904	5
2001	Booker, Marty	100	1,071	8		Morris, Johnny	58	889	5
2000	Robinson, Marcus	55	738	5	1961	Ditka, Mike	56	1,076	12
	Kennison, Eddie	55	549	2	1960	Dewveall, Willard	43	804	5
1999	Engram, Bobby	88	947	4	1959	Dooley, Jim	41	580	3
1998	Engram, Bobby	64	987	5	1958	McColl, Bill	35	517	8
1997	Proehl, Ricky	58	753	7	1957	Dooley, Jim	37	530	1
1996	Conway, Curtis	81	1,049	7	1956	Hill, Harlon	47	1,128	11
1995	Graham, Jeff	82	1,301	4	1955	Hill, Harlon	42	789	9
1994	Graham, Jeff	68	944	4	1954	Hill, Harlon	45	1,124	12
1993	Waddle, Tom	44	552	1	1953	Dooley, Jim	53	841	4
1992	Davis, Wendell	54	734	2	1952	Schroeder, Gene	39	660	6
1991	Davis, Wendell	61	945	6	1951	Hoffman, John	28	394	2
1990	Muster, Brad	47	452	0	1950	Keane, Jim	36	433	0
1989	Anderson, Neal	50	434	4	1949	Keane, Jim	47	696	6
1988	McKinnon, Dennis	45	704	3	1948	Keane, Jim	30	414	3
1987	Anderson, Neal	47	467	3	1947*	Keane, Jim	64	910	10
1986	Gault, Willie	42	818	5	1946	Kavanaugh, Ken	18	337	5
1985	Payton, Walter	49	483	2	1945	Wilson, George	28	259	3
1984	Payton, Walter	45	368	0	1944	Wilson, George	24	265	4
1983	Payton, Walter	53	607	2	1943	Clark, Harry	23	535	7
1982	Suhey, Matt	36	333	0	1942	McLean, Ray	19	571	8
1981	Payton, Walter	41	379	2	1941	Plasman, Dick	14	283	0
1980	Payton, Walter	46	367	1	1940	Kavanaugh, Ken	12	276	3
1979	Williams, Dave	42	354	5	1939	Plasman, Dick	19	403	3
1978	Payton, Walter	50	480	0	1938	Karr, Bill	14	253	4
1977	Scott, James	50	809	3	1937	McDonald, Lester	11	179	4
1976	Harper, Roland	29	291	1	1936	Hewitt, Bill	15	358	6
1975	Rather, Bo	39	685	2	1935	Johnsos, Luke	19	298	4
1974	Wade, Charlie	39	683	1	1934	Hewitt, Bill	10	151	5
1973	Garrett, Carl	23	292	0	1933	Hewitt, Bill	16	273	2
1972	Thomas, Earl	20	365	3	1932	Johnsos, Luke	24	321	2

*Led NFL

700 CLUB

The Bears became the lone member of the NFL's 700-win club with a 23-10 win over the Jacksonville Jaguars on Dec. 7, 2008. The Bears currently have a combined regular season and playoff record of 721-530-42 (.574). Green Bay ranks second on the list with a record of 693-540-36, followed by the New York Giants who are 656-548-33. The following are the NFL's all-time winningest teams: Bears (721 wins), Packers (693), Giants (656), Pittsburgh (574), Washington (570), St. Louis (530), Philadelphia (523), Detroit (496), San Francisco (496) and Arizona (494).

ANNUAL RECEIVING LEADERS

— YARDS —					Year	Player	Yards	No	TD
Year	Player	Yards	No	TD					
2010	Knox, Johnny	960	51	5	1971	Farmer, George	737	46	5
2009	Hester, Devin	757	57	3	1970	Gordon, Dick	1,026	71	13
2008	Hester, Devin	665	51	3	1969	Wallace, Bob	553	47	5
2007	Berrian, Bernard	951	71	5	1968	Gordon, Dick	477	29	4
2006	Muhammad, Muhsin	863	60	5	1967	Gordon, Dick	534	31	5
2005	Muhammad, Muhsin	750	64	4	1966	Jones, Jimmie	504	28	5
2004	Terrell, David	699	42	1	1965	Morris, Johnny	846	53	4
2003	Booker, Marty	715	52	4	1964*	Morris, Johnny	1,200	93	10
2002	Booker, Marty	1,189	97	7	1963	Ditka, Mike	794	59	8
2001	Booker, Marty	1,071	100	8	1962	Ditka, Mike	904	58	5
2000	Robinson, Marcus	738	55	5	1961	Ditka, Mike	1,076	56	12
1999	Robinson, Marcus	1,400	84	9	1960	Dewveall, Willard	804	43	5
1998	Ingram, Bobby	987	64	5	1959	Dooley, Jim	580	41	3
1997	Proehl, Ricky	753	58	7	1958	McColl, Bill	517	35	8
1996	Conway, Curtis	1,049	81	7	1957	Dooley, Jim	530	37	1
1995	Graham, Jeff	1,301	82	4	1956	Hill, Harlon	1,128	47	11
1994	Graham, Jeff	944	68	4	1955	Hill, Harlon	789	42	9
1993	Waddle, Tom	552	44	1	1954	Hill, Harlon	1,124	45	12
1992	Davis, Wendell	734	54	2	1953	Dooley, Jim	841	53	4
1991	Davis, Wendell	945	61	6	1952	Schroeder, Gene	660	39	6
1990	Davis, Wendell	572	39	3	1951	Schroeder, Gene	461	24	3
1989	Morris, Ron	486	30	1	1950	Keane, Jim	433	36	0
1988	McKinnon, Dennis	704	45	3	1949	Keane, Jim	696	47	6
1987	Gault, Willie	705	35	7	1948	Keane, Jim	414	30	3
1986	Gault, Willie	818	42	5	1947	Keane, Jim	910	64	10
1985	Gault, Willie	704	33	1	1946	McLean, Ray	348	17	2
1984	Gault, Willie	587	34	6	1945	Kavanaugh, Ken	539	35	6
1983	Gault, Willie	836	40	8	1944	McLean, Ray	414	19	5
1982	Moorehead, Emery	363	30	5	1943	Clark, Harry	535	23	7
1981	Margerum, Ken	584	39	1	1942	McLean, Ray	571	19	8
1980	Scott, James	696	36	3	1941	Kavanaugh, Ken	314	11	6
1979	Baschnagel, Brian	452	30	2	1940	Kavanaugh, Ken	276	12	3
1978	Scott, James	759	42	5	1939	Plasman, Dick	403	19	3
1977	Scott, James	809	50	3	1938	Karr, Bill	253	14	4
1976	Scott, James	512	26	6	1937	Manske, Eggs	225	9	3
1975	Rather, Bo	685	39	2	1936	Hewitt, Bill	358	15	6
1974	Wade, Charles	683	39	1	1935	Johnsos, Luke	298	19	4
1973	Thomas, Earl	343	24	4	1934	Hewitt, Bill	151	10	5
1972	Farmer, George	380	14	2	1933	Hewitt, Bill	273	16	2
					1932	Johnsos, Luke	321	24	2

*Led NFL

RECEIVING LEADER

WR **Johnny Knox** finished the 2010 season with 51 receptions for 960 yards, the most receiving yards by a Bears player since Marty Booker posted 1,189 yards in 2002, and the 13th most in a single season in franchise history. Knox had 17 receptions of 20-plus yards in 2010, tied for 10th most in the NFL. Knox's 18.8 yards per reception was 16th in Bears single-season franchise history and highest since Willie Gault (20.1 ypc) in 1987.



ANNUAL PUNT RETURN LEADERS

Year	Player	No	Yds	Avg	Year	Player	No	Yds	Avg
2010*	Hester, Devin	33	564	17.1	1974	Hill, Ike	33	183	5.5
2009	Hester, Devin	24	187	7.8	1973	Hill, Ike	36	204	5.7
2008	Hester, Devin	32	198	6.2	1972	Smith, Ron	26	163	6.3
2007	Hester, Devin	42	651	15.5	1971	Smith, Ron	26	194	7.5
2006*	Hester, Devin	47	600	12.8	1970	Cole, Linzy	14	83	5.9
2005	Wade, Bobby	33	317	9.6	1969	Lyle, Garry	12	78	6.5
2004	McQuarters, R.W.	44	435	9.9	1968	Turner, Cecil	9	19	2.1
2003	McQuarters, R.W.	37	452	12.2	1967	Gordon, Dick	12	82	6.8
2002	Johnson, Leon	28	288	10.3	1966	Arnett, Jon	15	58	3.9
2001	Johnson, Leon	28	255	9.1	1965	Sayers, Gale	16	238	14.9
2000	Milburn, Glyn	35	300	8.6	1964	Arnett, Jon	19	188	9.9
1999	Milburn, Glyn	30	346	11.5	1963	Morris, Johnny	16	164	10.3
1998	Milburn, Glyn	25	291	11.6	1962	Morris, Johnny	20	208	10.4
1997	Hughes, Tyrone	36	258	7.2	1961	Morris, Johnny	23	155	6.7
1996	Engram, Bobby	31	282	9.1	1960	Morris, Johnny	13	75	5.8
1995	Graham, Jeff	23	183	8.0	1959*	Morris, Johnny	14	171	12.2
1994	Graham, Jeff	15	140	9.3	1958	Morris, Johnny	14	96	6.9
1993	Obee, Terry	35	289	8.3	1957	Drzewiecki, Ron	22	64	2.9
1992	Woolford, Donnell	12	127	10.6	1956	Jeter, Perry	6	66	11.0
1991	Bailey, Johnny	36	281	7.8		Smith, Ray	6	66	11.0
1990	Bailey, Johnny	36	399	11.1	1955	Drzewiecki, Ron	20	100	5.0
1989	Green, Mark	16	141	8.8	1954	Stone, Billy	14	40	2.9
1988	McKinnon, Dennis	34	277	8.1	1953	Macon, Ed	17	68	4.0
1987	McKinnon, Dennis	40	405	10.1	1952	White, Wilford	23	117	5.1
1986	Barnes, Lew	57	482	8.5	1951	White, Wilford	14	131	9.4
1985	Taylor, Ken	25	198	7.9	1950	McAfee, George	33	284	8.6
1984	Fisher, Jeff	58	492	8.5	1949	McAfee, George	24	279	11.6
1983	McKinnon, Dennis	34	316	9.3	1948*	McAfee, George	30	417	13.9
1982	Fisher, Jeff	9	65	7.2	1947	McAfee, George	18	261	14.5
1981	Fisher, Jeff	43	509	11.8	1946	Gallarneau, Hugh	10	99	9.9
1980	Walterscheid, Lenny	33	239	7.2	1945	Margarita, Bob	7	66	9.4
1979	Schubert, Steve	25	238	9.5	1944	Grygo, Al	11	100	9.1
1978	Schubert, Steve	27	229	8.5	1943	Clark, Harry	10	158	15.8
1977	Schubert, Steve	31	291	9.4	1942	Gallarneau, Hugh	9	101	11.2
1976	Livers, Virgil	28	205	7.3	1941	McAfee, George	5	158	31.6
1975	Livers, Virgil	42	456	10.9					

*Led NFL

RETURN TO SENDER

Devin Hester broke the NFL record for career kick return touchdowns with a 64-yard punt return TD at Minnesota in 2010, his 14th TD return. During his five-year career, Hester has returned 10 punts for TDs and four kickoffs in just 76 career games with 291 total returns. The man whose record Hester broke, Brian Mitchell, played in 223 career games with 1,070 returns.

MOST COMBINED KICK RETURN TDs - NFL HISTORY

Player	Punt Return TD	KO Return TD	Total Return TD
1. Devin Hester	10	4	14
2. Brian Mitchell	9	4	13
3. Dante Hall	6	6	12
Eric Metcalf	10	2	12

ANNUAL KICKOFF RETURN LEADERS

Year	Player	No	Yds	Avg	Year	Player	No	Yds	Avg
2010	Manning, Danieal	33	816	24.7	1975*	Payton, Walter	14	444	31.7
2009	Knox, Johnny	32	927	29.0	1974	Grandberry, Ken	22	568	25.8
2008*	Manning, Danieal	36	1,070	29.7	1973*	Garrett, Carl	16	486	30.4
2007	Hester, Devin	43	934	21.7	1972*	Smith, Ron	30	924	30.8
2006	Davis, Rashied	32	753	23.5	1971	Smith, Ron	26	671	25.8
2005	Azumah, Jerry	32	705	22.0	1970	Turner, Cecil	23	752	32.7
2004	Azumah, Jerry	42	924	22.0	1969	Sayers, Gale	14	339	24.2
2003*	Azumah, Jerry	41	1,191	29.0	1968	Turner, Cecil	20	363	18.2
2002	Merritt, Ahmad	45	1,029	22.9	1967	Sayers, Gale	16	603	37.7
2001	Denson, Autry	23	534	23.2	1966*	Sayers, Gale	23	718	31.2
2000	Milburn, Glyn	63	1,468	23.3	1965	Sayers, Gale	21	660	31.4
1999	Milburn, Glyn	61	1,426	23.4	1964	Martin, Billy	24	534	22.3
1998	Milburn, Glyn	62	1,550	25.0	1963	Bull, Ronnie	7	105	15.0
1997	Hughes, Tyrone	43	1,008	23.4	1962	Martin, Billy	25	515	20.6
1996	Jackson, Jack	27	619	22.9	1961	Bivins, Charles	25	669	26.7
1995	Lewis, Nate	42	904	21.5	1960	Galimore, Willie	12	292	24.3
1994	Lewis, Nate	35	874	25.0	1959	Morris, Johnny	17	438	25.8
1993	Conway, Curtis	21	450	21.4	1958	Morris, Johnny	16	399	24.9
1992	Lewis, Darren	23	511	22.2	1957	Drzewiecki, Ron	13	315	24.2
1991	Bailey, Johnny	16	311	19.4	1956	Bingham, Don	17	444	26.1
1990	Bailey, Johnny	23	363	15.8	1955	Drzewiecki, Ron	25	591	23.6
1989	Gentry, Dennis	28	667	23.8	1954	Jagade, Chick	11	195	17.7
1988	Gentry, Dennis	27	578	21.4	1953	Macon, Ed	13	373	28.7
1987	Gentry, Dennis	25	621	24.8	1952	Macon, Ed	9	299	33.2
1986*	Gentry, Dennis	20	576	28.8	1951	Morrison, Fred	13	353	27.2
1985	Gault, Willie	22	577	26.2	1950	Hunsinger, Chuck	23	343	14.9
1984	Cameron, Jack	26	485	18.7	1949	Dreyer, Fred	13	338	26.0
1983	Gault, Willie	13	276	21.2	1948	Minini, Frank	12	370	30.8
1982	Watts, Rickey	14	330	23.6	1947	Minini, Frank	11	261	23.7
1981	Williams, Dave	23	486	21.1	1946	Osmanski, Bill	8	203	25.4
1980	Williams, Dave	27	666	24.7	1945	Margarita, Bob	10	155	15.5
1979	Walterscheid, Lenny	19	427	22.5	1944	Margarita, Bob	12	279	23.3
1978	Baschnagel, Brian	20	455	22.8	1943	Clark, Harry	13	326	25.1
1977	Baschnagel, Brian	23	557	24.2	1942	Gallarneau, Hugh	6	151	25.2
1976	Baschnagel, Brian	29	754	26.0	1941	McAfee, George	7	223	31.9

*Led NFL

KICKOFF RETURN LEADERS

During the 2010 regular season three Chicago Bears combined to record 10 kickoff returns of 40-plus yards, tops in the NFL. Devin Hester had five kickoff returns of 40-plus yards, Danieal Manning had four and Johnny Knox added one. Hester led the NFL with a 35.6 ypr average (at least 10 returns).

2010 KICKOFF RETURNS OF 40+ YARDS

	Team	KO Ret	40+ YD KOR
1.	CHICAGO	59	10
2.	Arizona	84	7
	Seattle	65	7
4.	N.Y. Jets	63	6
	Minnesota	64	6



ANNUAL INTERCEPTION LEADERS

Year	Player	No	Yards	Year	Player	No	Yards
2010	Tillman, Charles	5	127	1973	Lyle, Garry	5	62
	Harris, Chris	5	69	1972	Ford, Charlie	7	104
2009	Bowman, Zackary	6	67	1971	Ford, Charlie	5	46
2008	Payne, Kevin	4	147	1970	Buffone, Doug	4	33
2007	Urlacher, Brian	5	101	1969	Taylor, Joe	3	37
2006	Manning, Jr., Ricky	5	113		Daniels, Dick	3	37
	Tillman, Charles	5	32		Youngblood, George	3	22
2005	Vasher, Nathan	8	145	1968	McRae, Bennie	4	41
2004	Vasher, Nathan	5	177	1967	McRae, Bennie	5	94
2003	Azumah, Jerry	4	44		Petitbon, Richie	5	93
	Tillman, Charles	4	27		Taylor, Roosevelt	5	19
2002	Brown, Mike	3	16	1966	Petitbon, Richie	4	34
2001	Brown, Mike	5	81	1965	Butkus, Dick	5	84
2000	Parrish, Tony	3	81	1964	Caroline, JC	2	84
1999	Hudson, Chris	3	28		Whitsell, Dave	2	57
1998	Harris, Walt	4	41		Taylor, Roosevelt	2	45
1997	Harris, Walt	5	30		McRae, Bennie	2	44
1996	Woolford, Donnell	6	37		George, Bill	2	28
1995	Woolford, Donnell	4	21	1963*	Taylor, Roosevelt	9	172
1994	Woolford, Donnell	5	30	1962	Petitbon, Richie	6	212
1993	Carrier, Mark	4	94	1961	Whitsell, Dave	6	123
	Jones, Dante	4	52	1960	Caroline, JC	3	31
1992	Woolford, Donnell	7	67	1959	Barnes, Erich	5	67
1991	Stinson, Lemuel	4	69	1958	Sumner, Charles	6	67
1990*	Carrier, Mark	10	39	1957	Johnson, Jack	4	36
1989	Stinson, Lemuel	4	59	1956	Caroline, JC	6	182
1988	Jackson, Vestee	8	94	1955	Sumner, Charles	7	162
1987	Duerson, Dave	3	0	1954	Whitman, SJ	5	117
1986	Richardson, Mike	7	69	1953	Kindt, Don	6	172
1985	Frazier, Leslie	6	119	1952	Dooley, Jim	5	30
1984	Fencik, Gary	5	102	1951	Schroeder, Gene	5	62
1983	Frazier, Leslie	7	135	1950	Davis, Harper	5	59
1982	Schmidt, Terry	4	39	1949	McAfee, George	6	76
1981	Fencik, Gary	6	121	1948	Lujack, Johnny	8	131
1980	Walterscheid, Lenny	4	84	1947	Mullins, Noah	6	113
1979	Schmidt, Terry	6	44	1946	Farris, Tom	4	43
	Fencik, Gary	6	31	1945	Margarita, Bob	6	79
1978	Fencik, Gary	4	77	1944	Grygo, Al	4	79
1977	Ellis, Allan	6	23	1943	Clark, Harry	5	32
1976	Brupbacher, Ross	7	49	1942*	Turner, Clyde	8	96
1975	Clemons, Craig	2	109	1941	McAfee, George	6	78
	Plank, Doug	2	50	1940	Clark, Harry	4	62
	Livers, Virgil	2	40		Famiglietti, Gary	4	18
	Ellis, Allan	2	4		McAfee, George	4	50
1974	Clemons, Craig	4	84				

*Led NFL

ANNUAL PUNTING LEADERS

Year	Player	No	Avg
2010	Maynard, Brad	83	40.1
2009	Maynard, Brad	77	41.4
2008	Maynard, Brad	96	41.2
2007	Maynard, Brad	88	41.8
2006	Maynard, Brad	77	44.2
2005	Maynard, Brad	96	41.0
2004	Maynard, Brad	108	42.9
2003	Maynard, Brad	79	41.2
2002	Maynard, Brad	87	42.3
2001	Maynard, Brad	87	42.6
2000	Aguilar, Louie	52	38.8
1999	Sauerbrun, Todd	85	40.9
1998	Horan, Mike	64	41.3
1997	Sauerbrun, Todd	95	43.5
1996	Sauerbrun, Todd	78	44.8
1995	Sauerbrun, Todd	55	37.8
1994	Gardocki, Chris	76	37.8
1993	Gardocki, Chris	80	38.5
1992	Gardocki, Chris	79	42.9
1991	Buford, Maury	69	40.8
1990	Buford, Maury	76	40.4
1989	Buford, Maury	72	39.5
1988	Wagner, Bryan	79	41.5
1987	Wagner, Bryan	36	40.6
1986	Buford, Maury	69	41.3
1985	Buford, Maury	68	42.2
1984	Finzer, Dave	83	40.1
1983	Parsons, Bob	79	36.9
1982	Parsons, Bob	58	41.3
1981	Parsons, Bob	114	39.7
1980	Parsons, Bob	79	40.6
1979	Parsons, Bob	92	37.9
1978	Parsons, Bob	96	37.0
1977	Parsons, Bob	80	40.4
1976	Parsons, Bob	99	37.6
1975	Parsons, Bob	93	39.0

Year	Player	No	Avg
1974	Parsons, Bob	90	37.8
1973	Green, Bobby Joe	82	40.5
1972	Green, Bobby Joe	67	41.2
1971	Green, Bobby Joe	77	40.1
1970	Green, Bobby Joe	83	40.9
1969	Green, Bobby Joe	76	39.0
1968	Green, Bobby Joe	27	42.3
1967	Green, Bobby Joe	79	42.9
1966	Green, Bobby Joe	80	41.9
1965	Green, Bobby Joe	58	42.7
1964	Green, Bobby Joe	71	44.5
1963	Green, Bobby Joe	64	46.5
1962	Green, Bobby Joe	69	43.7
1961	Brown, Ed	59	42.2
1960	Brown, Ed	56	39.8
1959	Brown, Ed	64	41.2
1958	Brown, Ed	27	42.2
1957	Brown, Ed	34	40.1
1956	Brown, Ed	42	39.1
1955	Brown, Ed	44	40.1
1954	Bratkowski, Zeke	39	41.0
1953	Morrison, Fred	65	42.6
1952	Morrison, Fred	64	42.3
1951	Morrison, Fred	57	39.0
1950*	Morrison, Fred	57	43.3
1949*	Gulyanics, George	29	47.2
1948	Gulyanics, George	55	44.2
1947*	Gulyanics, George	23	44.8
1946	Luckman, Sid	33	37.4
1945	Luckman, Sid	36	37.4
1944	McEnulty, Doug	25	39.8
1943	Luckman, Sid	34	35.9
1942	Luckman, Sid	24	40.6
1941	Luckman, Sid	13	41.1
1940	Luckman, Sid	27	42.5
1939	Luckman, Sid	27	43.3

*Led NFL

COLD-WEATHER GAMES

Chicago has a reputation for its brisk lakefront weather (see next page), and both Wrigley Field and Soldier Field have hosted at least a few knee-knocking games. However, the NFL Record & Fact Book lists the four coldest NFL games on record, none of which were in Chicago. The four coldest:

- * -13 degrees (-48 wind chill): 12-31-67, Lambeau Field, Green Bay; NFL Championship Game (Packers 21, Cowboys 17).
- * -9 degrees (-59 wind chill): 1-10-82, Riverfront Stadium, Cincinnati; AFC Championship Game (Bengals 27, Chargers 7).
- * -1 degree (-23 wind chill): 1-20-08, Lambeau Field; NFC Championship Game (NY Giants 23, Packers 20, ot).
- * 0 degrees (-32 wind chill): 1-15-94, Rich Stadium, Orchard Park, NY; AFC Divisional Playoff (Bills 29, LA Raiders 23).



ANNUAL SACKS LEADERS

Year	Player	No	Yards
2010	Idonije, Israel	8.0	66.5
	Peppers, Julius	8.0	54.0
2009	Ogunleye, Adewale	6.5	51.5
2008	Brown, Alex	6.0	43.0
2007	Ogunleye, Adewale	9.0	57.0
2006	Anderson, Mark	12.0	102.0
2005	Ogunleye, Adewale	10.0	55.0
2004	Brown, Alex	6.0	34.5
2003	Brown, Alex	5.5	33.5
2002	Colvin, Roosevelt	10.5	71.0
2001	Colvin, Roosevelt	10.5	64.0
2000	Urlacher, Brian	8.0	49.0
1999	Simmons, Clyde	7.0	49.0
1998	Flanigan, Jim	8.5	55.0
1997	Flanigan, Jim	6.0	51.0
	Minter, Barry	6.0	35.0
1996	Spellman, Alonzo	8.0	67.0
1995	Flanigan, Jim	11.0	75.0
1994	Armstrong, Trace	7.5	52.0
1993	Dent, Richard	13.5	90.0
1992	McMichael, Steve	10.5	66.5
1991	Dent, Richard	10.5	72.0

Year	Player	No	Yards
1990	Dent, Richard	12.0	101.0
1989	Dent, Richard	9.0	64.0
1988	McMichael, Steve	11.5	95.0
1987	Dent, Richard	12.5	94.0
1986	Dent, Richard	11.5	87.0
1985*	Dent, Richard	17.0	133.5
1984	Dent, Richard	17.5	140.5
1983	Hartenstine, Mike	12.0	91.5
1982	Hampton, Dan	7.0	57.0
1981	Page, Alan	9.0	84.0
	Hampton, Dan	9.0	77.0
1980	Hampton, Dan	11.5	108.5
1979	Osborne, Jim	10.5	79.0
1978	Page, Alan	11.5	94.0
1977	Rydalch, Ron	9.5	81.0
1976	Osborne, Jim	15.0	129.0
1975	Chambers, Wally	14.0	105.0
1974	Chambers, Wally	6.0	53.0
1973	Osborne, Jim	10.0	92.0
1972	Osborne, Jim	5.0	N/A
1971	Holman, Willie	9.0	N/A
1970	Holman, Willie	12.0	N/A

*Led NFL

WINDY CITY WEATHER

Chicago has hosted several "Bear Weather" games throughout franchise history. Fifteen of the 20 coldest games in Bears history have taken place in Chicago. The following are the 20 coldest games in team history:

Date	Opp.	Temp	Wind	Chill	Date	Opp.	Temp	Wind	Chill	Date	Opp.	Temp	Wind	Chill
12/3/72	at MIN	-2	11	-19	12/19/04	vs. HOU	12	21	-7	1/5/86	vs. NYG	14	13	0
12/18/83	vs. GB	3	14	-15	12/17/89	vs. GB	10	12	-5	12/18/05	vs. ATL	12	8	0
12/22/08	vs. GB	2	9	-13	12/29/63	vs. NYG	11	11	-3	12/15/63	vs. DET	15	13	1
1/10/88	vs. WAS	4	12	-12	12/11/77	vs. GB	10	9	-3	12/20/81	vs. DEN	14	10	1
12/5/70	at MIN	9	25	-12	1/8/88	vs. SF	17	29	-3	12/26/93	vs. DET	13	8	2
11/28/76	at GB	6	11	-9	12/23/07	vs. GB	16	22	-2	12/11/94	at GB	15	11	2
12/10/95	at CIN	10	16	-7	12/23/90	vs. TB	11	8	-1	Italics indicates playoff game				

Here are the temperatures for a few, famed inclement weather games in the Windy City:

- * 54 degrees (Rain, fog, S wind 15 mph): Sayers 6 TD game, 12-12-65, Wrigley Field (Bears 61, 49ers 20)
- * 39 degrees (W wind 23 mph): NFC Championship Game, 1-12-86, Soldier Field (Bears 24, LA Rams 0)
- * 29 degrees (SW wind 5 mph): "Fog Bowl" Playoff Game, 12-31-88, Soldier Field (Bears 20, Eagles 12)
- * 20 degrees, (NW wind 23 mph): Regular Season Finale, (Bears must win by 30+ points for playoff berth), 12-16-79, Soldier Field (Bears 42, St. Louis Cardinals 6)
- * 14 degrees (W wind 13 mph): Divisional Playoff Game, 1-5-86, Soldier Field (Bears 21, Giants 0)
- * 11 degrees (W wind 11 mph): NFL Championship Game, 12-29-63, Wrigley Field (Bears 14, Giants 10)

CHICAGO BEARS ALL-TIME 100 YARD RUSHING GAMES

1.	11/20/77	Payton, vs. MIN.....	W.....	40-275	54.	10/9/05	Jones, at CLE.....	L.....	24-137
2.	10/30/77	Payton, at GB.....	W.....	23-205		11/24/77	Payton, at DET.....	W.....	20-137
	11/3/68	Sayers, at GB.....	W.....	24-205	56.	10/9/55	Hoffman, vs. SF.....	L.....	18-135
4.	12/18/66	Sayers, vs. MIN.....	W.....	17-197	57.	11/30/03	Forsey, vs. ARI.....	W.....	27-134
5.	11/3/85	Payton, at GB.....	W.....	28-192		12/17/95	Salaam, vs. TB.....	W.....	27-134
	11/13/77	Payton, vs. KC.....	W.....	33-192		9/16/79	Payton, at DAL.....	L.....	22-134
7.	12/16/56	Casares, vs. DET.....	W.....	17-190		12/21/75	Payton, at NO.....	W.....	25-134
8.	10/21/01	Thomas, at CIN.....	W.....	22-188	61.	10/6/80	Payton, vs. TB.....	W.....	28-133
9.	9/14/80	Payton, vs. NO.....	W.....	18-183	62.	11/17/85	Payton, at DAL.....	W.....	22-132
	12/5/76	Payton, at SEA.....	W.....	27-183		10/13/85	Payton, at SF.....	W.....	24-132
11.	9/9/79	Payton, vs. MIN.....	W.....	23-182		11/4/56	Casares, at Rams.....	W.....	25-132
12.	9/16/62	Galimore, at SF.....	W.....	22-181		10/7/34	Feathers, at Brk.....	W.....	14-132
13.	9/9/84	Payton, vs. DEN.....	W.....	20-179	66.	11/13/83	Payton, vs. PHI.....	W.....	23-131
	11/26/81	Payton, at DAL.....	L.....	38-179		12/10/67	Sayers, vs. MIN.....	T.....	20-131
15.	9/14/86	Payton, vs. PHI.....	W+.....	33-176	68.	12/20/80	Payton, at TB.....	W.....	29-130
16.	12/9/84	Payton, vs. GB.....	L.....	35-175		12/7/80	Payton, vs. GB.....	W.....	22-130
17.	12/16/01	Thomas, vs. TB.....	W.....	31-173	70.	12/3/44	Margarita, at Card-Pitt....	W.....	9-129
18.	11/27/66	Sayers, vs. ATL.....	W.....	19-172	71.	10/28/01	Thomas, vs. SF.....	W.....	18-127
19.	10/10/10	Forté, at CAR.....	W.....	22-166		11/12/78	Payton, at MIN.....	L.....	23-127
20.	12/20/98	Allen, vs. BAL.....	W.....	22-163		12/17/72	Douglass, at OAK.....	L.....	14-127
	12/11/77	Payton, vs. GB.....	W.....	32-163	74.	11/2/08	Forté, vs. DET.....	W.....	22-126
22.	10/29/78	Payton, vs. DET.....	L.....	23-162		11/20/94	Tillman, vs. DET.....	W.....	32-126
23.	9/18/83	Payton, at NO.....	L+.....	28-161		10/10/77	Payton, vs. Rams.....	W.....	24-126
24.	1/6/02	Thomas, vs. JAX.....	W.....	33-160		11/30/69	Sayers, vs. CLE.....	L.....	20-126
	9/18/77	Payton, vs. DET.....	W.....	23-160	78.	9/2/79	Payton, vs. GB.....	W.....	36-125
26.	12/16/79	Payton, vs. STL.....	W.....	33-157	79.	11/6/66	Sayers, vs. DET.....	T.....	21-124
	10/16/78	Payton, at DEN.....	L.....	22-157		10/21/56	Casares, vs. BAL.....	W.....	22-124
28.	9/30/84	Payton, vs. DAL.....	L.....	25-155		11/26/33	Nagurski, vs. Port.....	W.....	18-124
	10/7/79	Payton, at BUF.....	W.....	39-155	82.	9/7/08	Forté, at IND.....	W.....	23-123
	10/28/34	Feathers, vs. GB.....	W.....	15-155		10/5/03	Thomas, vs. OAK.....	W.....	22-123
31.	10/7/84	Payton, vs. NO.....	W.....	32-154		9/4/88	Anderson, vs. MIA.....	W.....	24-123
32.	10/20/57	Galimore, vs. Rams.....	W.....	24-153		11/27/80	Payton, at DET.....	W+.....	18-123
33.	9/19/04	Jones, at GB.....	W.....	23-152		10/1/78	Payton, vs. OAK.....	L+.....	27-123
34.	12/18/83	Payton, vs. GB.....	W.....	30-148	87.	11/26/00	Allen, at NYJ.....	L.....	25-122
	9/19/76	Payton, at SF.....	W.....	28-148		9/1/97	Harris, at GB.....	L.....	13-122
36.	9/10/89	Anderson, vs. CIN.....	W.....	21-146		11/24/96	Harris, vs. DET.....	W.....	27-122
37.	10/17/76	Payton, at Rams.....	L.....	27-145		12/24/95	Salaam, vs. PHI.....	W.....	30-122
38.	11/26/78	Harper, vs. TB.....	W.....	25-144		12/19/88	Anderson, at MIN.....	L.....	22-122
	10/29/44	Grygo, vs. CRams.....	W.....	13-144		10/16/77	Payton, at MIN.....	L+.....	24-122
40.	10/27/68	Sayers, vs. MIN.....	W.....	18-143	93.	10/4/09	Forté, vs. DET.....	W.....	12-121
41.	10/15/67	Sayers, vs. DET.....	W.....	22-142		11/19/06	Jones, at NYJ.....	W.....	23-121
42.	12/21/03	Thomas, vs. WAS.....	W.....	32-141		12/2/85	Payton, at MIA.....	L.....	23-121
	10/7/90	Anderson, vs. GB.....	W.....	21-141		12/16/62	Marconi, vs. DET.....	W.....	13-121
	10/10/76	Payton, at MIN.....	L.....	19-141		10/5/52	Dottley, at Chi.....	L.....	24-121
	10/2/39	Maniaci, at PIT.....	W.....	12-141		9/17/50	Gulyanics, vs. Rams.....	W.....	26-121
46.	10/2/77	Payton, vs. NO.....	L.....	19-140	99.	11/13/05	Peterson, vs. SF.....	W.....	24-120
	9/30/34	Feathers, at Reds.....	W.....	20-140		9/28/97	Harris, at DAL.....	L.....	29-120
48.	11/23/08	Forté, at STL.....	W.....	21-139		9/8/85	Payton, vs. TB.....	W.....	17-120
	10/23/05	Jones, vs. BAL.....	W.....	25-139		12/17/67	Sayers, at ATL.....	W.....	19-120
	9/18/05	Jones, vs. DET.....	W.....	20-139	103.	12/17/89	Anderson, vs. GB.....	L.....	12-119
	11/27/88	Anderson, vs. GB.....	W.....	17-139		11/12/50	Hunsinger, vs. Yanks.....	W.....	14-119
	11/9/86	Payton, at TB.....	W.....	20-139		10/15/39	Osmanski, vs. Chi.....	W.....	15-119
	10/7/56	Casares, at GB.....	W.....	24-139	106.	11/3/96	Harris, vs. TB.....	W.....	19-118



	10/27/85	Payton, vs. MIN.....	W.....	19-118		154.	10/8/06	Jones, vs. BUF.....	W.....	21-110
	12/5/65	Sayers, at BAL.....	W.....	16-118			11/7/04	Thomas, at TEN.....	W.....	28-110
109.	11/28/10	Forté, vs. PHI.....	W.....	14-117			9/26/04	Jones, at MIN.....	L.....	22-110
	9/20/87	Anderson, vs. TB.....	W.....	16-117			9/29/03	Thomas, vs. GB.....	L.....	13-110
	11/25/84	Payton, at MIN.....	W.....	23-117			9/16/84	Payton, at GB.....	W.....	27-110
	10/15/72	Douglass, at CLE.....	W.....	11-117			11/28/76	Payton, at GB.....	W.....	27-110
	11/26/67	Sayers, vs. GB.....	L.....	18-117			10/19/75	Adamle, at PIT.....	L.....	17-110
	12/9/56	Casares, vs. Chi.....	W.....	25-117		161.	12/31/06	Benson, vs. GB.....	L.....	13-109
	11/18/51	Dottley, vs. GB.....	W.....	17-117			12/26/04	Jones, at DET.....	L.....	22-109
116.	11/23/97	Harris, vs. TB.....	W.....	33-116			10/22/95	Salaam, vs. HOU.....	W.....	29-109
	9/24/89	Anderson, at DET.....	W.....	16-116			1/2/83	Payton, at TB.....	L.....	26-109
	9/23/84	Payton, at SEA.....	L.....	24-116			11/5/78	Payton, vs. SEA.....	L.....	18-109
	11/2/69	Sayers, at MIN.....	L.....	20-116			11/14/76	Payton, vs. GB.....	W.....	18-109
	11/24/57	Casares, at DET.....	W.....	28-116			10/26/69	Sayers, vs. Rams.....	L.....	15-109
	11/4/45	Margarita, vs. GB.....	W.....	16-116		168.	1/2/05	Jones, vs. GB.....	L.....	26-108
122.	12/8/96	Salaam, vs. STL.....	W.....	19-115			10/5/86	Payton, vs. MIN.....	W.....	26-108
	12/9/79	Payton, at GB.....	W.....	25-115			9/29/68	Sayers, at MIN.....	W.....	16-108
	11/6/55	Watkins, vs. GB.....	W.....	14-115			11/11/56	Hoffman, vs. GB.....	W.....	18-108
	11/6/55	Casares, vs. GB.....	W.....	16-115			10/28/56	Jeter, at SF.....	W.....	16-108
126.	10/16/60	Morris, vs. SF.....	W.....	7-114		173.	11/25/01	Allen, at MIN.....	W.....	27-107
	10/21/34	Feathers, vs. Reds.....	W.....	7-114			11/10/85	Payton, vs. DET.....	W.....	26-107
128.	12/26/10	Forté, vs. NYJ.....	W.....	19-113			10/25/81	Payton, vs. SD.....	W.....	36-107
	11/12/06	Jones, at NYG.....	W.....	30-113			11/9/80	Payton, vs. WAS.....	W.....	17-107
	9/7/86	Payton, vs. CLE.....	W.....	22-113		177.	9/25/05	Jones, vs. CIN.....	L.....	27-106
	11/4/79	Payton, vs. DET.....	W.....	22-113			10/27/97	Harris, at MIA.....	W.....	25-106
	9/17/72	Harrison, vs. ATL.....	L.....	20-113			9/8/96	Green, at WAS.....	L.....	20-106
	12/12/65	Sayers, vs. SF.....	W.....	9-113			11/20/83	Payton, at TB.....	W.....	22-106
	11/28/65	Sayers, vs. NYG.....	W.....	13-113			10/9/66	Sayers, vs. BAL.....	W.....	18-106
	11/9/58	Casares, at GB.....	W.....	15-113		182.	12/25/05	Jones, at GB.....	W.....	25-105
	11/2/58	Casares, at Rams.....	L.....	23-113			10/8/95	Salaam, vs. CAR.....	W.....	28-105
137.	11/10/96	Harris, at DEN.....	L.....	23-112			12/10/95	Salaam, at CIN.....	L.....	22-105
	10/21/85	Payton, vs. GB.....	W.....	25-112			9/25/88	Anderson, at GB.....	W.....	20-105
	11/20/83	Suhey, at TB.....	W.....	19-112			11/15/81	Payton, at GB.....	L.....	22-105
	12/6/81	Payton, vs. MIN.....	W.....	33-112			11/26/78	Payton, vs. TB.....	W.....	27-105
	12/1/68	Piccolo, at NO.....	W.....	21-112			11/16/75	Payton, at SF.....	L.....	23-105
	11/9/69	Sayers, vs. PIT.....	W.....	28-112			10/6/68	Sayers, at BAL.....	L.....	15-105
	10/14/56	Casares, vs. SF.....	W.....	21-112			9/15/68	Sayers, vs. WAS.....	L.....	15-105
	10/21/51	Dottley, vs. SF.....	W.....	16-112			10/28/51	Dottley, at DET.....	W.....	17-105
145.	10/29/06	Jones, vs. SF.....	W.....	23-111			11/25/45	McAfee, vs. PIT.....	W.....	5-105
	11/2/03	Thomas, vs. SD.....	W.....	31-111		193.	9/26/93	Anderson, vs. TB.....	W.....	28-104
	9/22/02	Thomas, vs. NO.....	L.....	27-111			12/26/82	Payton, at Rams.....	W.....	20-104
	11/18/90	Anderson, at DEN.....	W.....	28-111			10/3/76	Payton, vs. WAS.....	W.....	18-104
	12/8/85	Payton, vs. IND.....	W.....	26-111			11/18/56	Casares, vs. Rams.....	W.....	27-104
	11/4/84	Payton, vs. LARaid.....	W.....	27-111		197.	9/4/83	Payton, vs. ATL.....	L.....	20-103
	10/21/79	Payton, at MIN.....	L.....	23-111			10/23/72	Harrison, vs. MIN.....	W.....	31-103
	11/22/59	Casares, at DET.....	W.....	21-111						
	11/12/39	Osmanski, at DET.....	W.....	18-111						

40 RUSHES VS. 40 PASSES

Over the past 28 seasons, the Bears have a 63-2 record when rushing 40 or more times in a single game. Chicago has won 47 straight 40-rush games dating back to 1984 through its most recent, a 16-0 win at Miami on Nov. 18, 2010 (40 rushes for 135 yards). During the same 28-season period, the Bears are 15-48 when throwing 40 or more passes in one game. The Bears had an 0-1 record with 40 or more passes in 2010, losing to Washington (40 attempts).

CHICAGO BEARS ALL-TIME 100 YARD RUSHING GAMES

199. 12/23/07	Peterson, vs. GB.....W.....	30-102	10/19/80	Payton, vs. DET.....W.....	27-101
11/10/85	Suhey, vs. DET.....W.....	16-102	9/3/78	Payton, vs. STL.....W.....	26-101
11/24/85	Payton, vs. ATL.....W.....	20-102	12/4/77	Payton, at TB.....W.....	33-101
10/9/83	Payton, vs. MIN.....L.....	20-102	10/21/74	Garrett, vs. GB.....W.....	23-101
10/12/80	Payton, at MIN.....L.....	23-102	11/29/42	Famiglietti, vs. CRams...W.....	12-101
12/7/58	Casares, vs. Chi.....W.....	22-102	10/10/34	Feathers, at PIT.....W.....	8-101
10/22/39	Maniaci, at NYG.....L.....	15-102	218. 10/9/94	Tillman, vs. NO.....W.....	23-100
206. 1/3/10	Forté, at DET.....W.....	23-101	12/16/90	Anderson, at DET.....L.....	22-100
9/16/07	Benson, vs. KC.....W.....	24-101	11/19/89	Anderson, vs. TB.....L.....	15-100
10/12/97	Harris, vs. GB.....L.....	27-101	10/14/84	Payton, at STL.....L.....	23-100
11/17/91	Muster, at IND.....W.....	15-101	11/4/73	Douglass, at GB.....W.....	19-100
9/9/90	Anderson, vs. SEA.....W.....	20-101	11/20/49	Hoffman, at WAS.....W.....	15-100
12/11/83	Suhey, at MIN.....W.....	17-101			

40 rushers in 219 games*

223 total 100-yard games
(four games -see below- have
had multiple 100-yard rushers)

Eight games have gone into overtime:
two have ended in a tie (before OT
was adopted).

TOTAL: 161-56-2 (.740)

At home: 103-22-2 (.819)
On the road: 58-34-0 (.630)

TWO 100-YARD RUSHERS:

11/6/55 vs. GB -- Casares, Watkins (W)
11/26/78 vs. TB -- Payton, Harper (W)
11/20/83 at TB -- Payton, Suhey (W)
11/10/85 vs. DET -- Payton, Suhey (W)

BY MONTH:*

September 26-14-0 (.650)
October 46-19-0 (.708)
November 55-12-1 (.816)
December 32-9-1 (.774)
January 2-2-0 (.500)

100-YARD PLAYOFF GAMES:

123 -- Jones, vs. NO, 1/21/07
119 -- McAfee, vs. GB, 12/14/41
112 -- Jones, vs. IND, 2/4/07
109 -- Osmanski, at WAS, 12/8/40
104 -- Payton, at WAS, 12/30/84
102 -- Anderson, vs. NO, 1/6/91

ON THE ROAD: (five games min.)

at Green Bay 12-2 (.857)
at San Francisco 4-1 (.800)
at Tampa Bay 4-1 (.800)
at Detroit 8-2 (.800)
at Minnesota 4-8 (.333)

BY RUSHER:*

Adamle, Mike 0-1
Allen, James 2-1
Anderson, Neal 10-4
Benson, Cedric 1-1
Casares, Rick 12-1
Dotley, John 3-1
Douglass, Bobby 2-1
Famiglietti, Gary 1-0
Feathers, Beattie 5-0
Forsey, Brock 1-0
Forté, Matt 8-0
Galimore, Willie 2-0
Garrett, Carl 1-0
Green, Robert 0-1
Grygo, Al 1-0
Gulyanics, George 1-0
Harper, Roland 1-0
Harris, Raymont 4-4
Harrison, Jim 1-1
Hoffman, John 2-1
Hunsinger, Chuck 1-0
Jeter, Perry 1-0
Jones, Thomas 8-5
Maniaci, Joe 1-1
Marconi, Joe 1-0
Margarita, Bob 2-0
McAfee, George 1-0
Morris, Johnny 1-0
Muster, Brad 1-0
Nagurski, Bronko 1-0
Osmanski, Bill 2-0
Payton, Walter 53-24
Peterson, Adrian 2-0
Piccolo, Brian 1-0
Salaam, Rashaan 5-1
Sayers, Gale 12-6-2
Suhey, Matt 3-0
Thomas, Anthony 8-2
Tillman, Lewis 2-0
Watkins, Bobby 1-0

BY TEAM:*

Arizona Cardinals 1-0
St. Louis Cardinals 2-1
Chicago Cardinals 3-1
Pittsburgh-Chi. Cards 1-0
Atlanta Falcons 3-2
Baltimore Ravens 2-0
Brooklyn Dodgers 1-0
Buffalo Bills 2-0
Carolina Panthers 2-0
Cincinnati Bengals 2-2
Cincinnati Reds 2-0
Cleveland Browns 2-2
Dallas Cowboys 1-4
Denver Broncos 2-2
Detroit Lions 20-3-1
Portsmouth Spartans 1-0
Green Bay Packers 27-9
Indianapolis Colts 3-0
Baltimore Colts 3-1
Jacksonville Jaguars 1-0
Kansas City Chiefs 2-0
Miami Dolphins 2-1
Minnesota Vikings 12-9-1
New Orleans Saints 5-3
New York Giants 2-1
New York Jets 2-1
New York Yanks 1-0
Oakland Raiders 1-2
LA Raiders 1-0
Philadelphia Eagles 4-0
Pittsburgh Steelers 3-1
Pittsburgh Pirates 1-0
St. Louis Rams 2-0
Los Angeles Rams 6-3
Cleveland Rams 2-0
San Diego Chargers 2-0
San Francisco 49ers 11-2
Seattle Seahawks 2-2
Tampa Bay Buccaneers 13-2
Tennessee Titans 1-0
Houston Oilers 1-0
Washington Redskins 4-2

*Does not include post-season



ALL-TIME 100 YARD RECEIVING GAMES



1.	10/31/54	Hill, at SF	W	7-214	52.	10/11/98	Engram, at ARZ	L	5-142
2.	11/18/62	J. Morris, at DAL	W	10-201		10/10/77	Scott, vs. Rams	W	2-142
3.	9/8/02	Booker, vs. MIN	W	8-198		12/13/70	Farmer, vs. GB	W	9-142
	10/21/56	Hill, vs. BAL	W	9-198		10/28/56	Hill, at SF	W	7-142
5.	11/25/56	Hill, at NYG	T	7-195	56.	10/7/02	Booker, vs. GB	L	12-141
6.	10/23/49	Keane, at NYG	L	14-193		10/29/72	Farmer, at STL	W	5-141
7.	11/12/61	Ditka, vs. GB	L	9-190		10/13/46	McLean, vs. Rams	T	6-141
8.	11/8/64	J. Morris, vs. BAL	L	10-183	59.	12/6/98	Engram, at MIN	L	9-140
9.	11/19/67	Gordon, vs. STL	W	4-178		10/4/81	Margerum, at MIN	L	10-140
10.	10/29/50	Kavanaugh, at NYG	L	8-177		10/19/80	Scott, vs. DET	W	3-140
11.	10/19/81	M. Anderson, at DET	L	6-176		9/26/54	Hill, at DET	L	4-140
12.	9/28/86	Gault, at CIN	W	7-174	63.	10/10/71	Gordon, vs. NO	W	8-139
	12/11/49	Hoffman, vs. Chi	W	8-174	64.	11/18/45	Kavanaugh, vs. DET	L	6-138
14.	12/15/63	J. Morris, at DET	W	8-171	65.	10/22/95	Graham, vs. HOU	W	9-137
15.	12/19/99	Robinson, vs. DET	W	11-170		12/11/49	Kavanaugh, vs. Chi	W	6-137
16.	10/25/64	Ditka, at WAS	L	13-168	67.	10/23/94	Graham, at DET	L	7-136
17.	11/18/01	Booker, at TB	W	7-165		12/23/91	Davis, at SF	L	6-136
18.	11/27/97	Proehl, at DET	L	4-164		10/17/99	Robinson, vs. PHI	L	4-136
	10/25/53	Dooley, at Rams	L	6-164	70.	9/20/64	J. Morris, at MIN	W	10-135
20.	11/20/60	Dewveall, vs. DET	W	6-163	71.	11/14/99	Booker, vs. MIN	L	7-134
	11/21/99	Robinson, at SD	W	6-163	72.	11/16/87	Gault, at DEN	L	5-133
22.	12/14/47	Keane, vs. Chi	L	7-161		9/19/85	McKinnon, at MIN	W	4-133
	10/31/99	Robinson, at WAS	L	9-161		11/18/62	Ditka, at DAL	W	7-133
24.	11/15/70	Gordon, at GB	L	5-158		10/17/54	Dooley, vs. SF	L	6-133
25.	11/24/02	Booker, vs. DET	W	10-157	76.	11/9/97	Proehl, at MIN	L	9-132
	10/5/86	Ortego, vs. MIN	W	6-157		10/14/62	Ditka, vs. SF	L	8-132
	12/7/47	McAfee, vs. Rams	L	9-157	78.	9/25/83	Gault, at BAL	L+	5-130
28.	12/9/62	Ditka, vs. Rams	W	6-155		9/23/61	Ditka, at Rams	W	5-130
29.	11/27/94	Graham, at ARZ	W+	8-154	80.	12/4/83	Gault, at GB	L	4-129
30.	9/12/10	Forté, vs. DET	W	7-151		10/1/50	Keane, at GB	L	8-129
	10/30/55	Hill, at Rams	W	8-151		11/2/47	Kavanaugh, at Bos	W	8-129
32.	12/28/09	Aromashodu, vs. MIN	W+	7-150	83.	12/19/71	Farmer, vs. MIN	L	7-128
	12/16/51	Schroeder, vs. Chi	L	4-150		11/25/62	Coia, at BAL	W	6-128
34.	10/15/61	Galimore, vs. BAL	W	7-149	85.	10/16/49	Keane, vs. PHI	W	8-127
35.	9/12/94	Conway, at PHI	L	7-148	86.	9/12/04	Terrell, vs. DET	L	5-126
	11/23/52	Stone, vs. DET	W	4-148		10/1/00	Robinson, at GB	W	2-126
	11/14/99	Robinson, vs. MIN	L	7-148		9/22/96	Conway, at DET	L	8-126
38.	11/11/79	Watts, vs. Rams	W	6-147		11/12/95	Conway, at GB	L	6-126
	10/25/70	Farmer, vs. DET	L	6-147		12/7/80	Watts, vs. GB	W	4-126
	12/15/68	Gordon, vs. GB	L	6-147		10/4/42	McLean, at CRams	W	5-126
	10/11/64	J. Morris, vs. Rams	W	11-147	92.	12/17/06	Clark, vs. TB	W+	7-125
	10/11/59	Hill, vs. Rams	L	5-147	93.	9/21/08	Lloyd, vs. TB	L+	6-124
43.	9/19/85	Gault, at MIN	W	6-146		9/22/63	Ditka, at MIN	W	8-124
	11/24/63	Ditka, at PIT	T	7-146		10/9/60	J. Morris, vs. Rams	W	3-124
	11/10/46	Kavanaugh, at Rams	W	6-146	96.	11/12/06	Muhammad, at NYG	W	7-123
	11/12/44	McLean, vs. Bos	W	5-146		9/27/98	Engram, vs. MIN	L	6-123
47.	9/24/95	Graham, at STL	L	6-145		12/7/75	Rather, vs. DET	W	4-123
48.	12/5/54	Dooley, at Chi	W	5-144		11/14/65	J. Morris, vs. STL	W	5-123
	10/10/54	Hill, vs. BAL	W	3-144		11/19/61	J. Morris, at SF	L	4-123
	10/12/47	Kavanaugh, vs. PHI	W	2-144		11/23/58	McColl, at DET	W	6-123
51.	12/26/99	Engram, at STL	L	13-143	102.	10/14/62	J. Morris, vs. SF	L	4-122
						10/19/47	Keane, vs. DET	W	6-122

CHICAGO BEARS ALL-TIME 100 YARD RECEIVING GAMES

104.	11/18/56	Hill, vs. Rams.....	W.....	5-121	11/19/39	Manske, vs. PHI.....	W.....	2-110	
	11/11/56	Hill, vs. GB.....	W.....	4-121	158.	12/14/97	Conway, at STL.....	W.....	7-109
	11/21/99	Engram, at SD.....	W.....	8-121		11/19/95	Graham, vs. DET.....	L.....	5-109
107.	10/17/10	Knox, vs. SEA.....	L.....	5-120		10/4/64	J. Morris, at SF.....	L.....	7-109
	11/12/09	Forté, at SF.....	L.....	8-120		11/28/54	Hill, vs. Rams.....	W.....	6-109
	12/22/96	Conway, at TB.....	L.....	9-120		11/29/42	McLean, vs. CRams.....	W.....	4-109
	10/8/61	Ditka, at DET.....	W.....	5-120	163.	10/1/06	Berrian, vs. SEA.....	W.....	3-108
111.	10/29/78	Payton, vs. DET.....	L.....	7-119		11/12/95	Graham, at GB.....	L.....	7-108
	12/20/70	Gordon, at NO.....	W.....	9-119		12/6/69	Gordon, at SF.....	L.....	10-108
	12/13/53	Dooley, vs. Chi.....	L.....	8-119	166.	12/30/01	Bates, at DET.....	W.....	4-107
114.	9/24/06	Muhammad, at MIN.....	W.....	9-118		9/3/95	Graham, vs. MIN.....	W.....	8-107
	11/16/97	Proehl, vs NYJ.....	L.....	11-118		9/28/81	Payton, vs. Rams.....	L.....	4-107
	11/29/42	Pool, vs. CRams.....	W.....	2-118		11/24/77	Payton, at DET.....	W.....	4-107
117.	12/5/54	Hill, at Chi.....	W.....	6-117		11/22/70	Gordon, vs. BUF.....	W.....	6-107
	11/14/54	Hill, vs. CLE.....	L.....	3-117		11/15/64	J. Morris, at Rams.....	W.....	9-107
	12/13/53	Hensley, vs. Chi.....	L.....	4-117		10/20/63	J. Morris, at SF.....	L.....	6-107
	10/23/38	Manske, vs. CRams.....	L.....	6-117		10/22/61	Ditka, vs. SF.....	W.....	4-107
121.	10/3/04	Terrell, vs. PHI.....	L.....	9-116		9/25/55	Hill, at BAL.....	L.....	5-107
	11/13/88	Gentry, at WAS.....	W.....	5-116	175.	11/24/02	White, vs. DET.....	W.....	8-106
	11/9/86	Gault, at TB.....	W.....	4-116		10/4/98	Penn, vs. DET.....	W.....	6-106
	9/15/74	Wade, vs. DET.....	W.....	2-116		11/22/92	Davis, vs. GB.....	L.....	8-106
	9/25/65	J. Morris, at Rams.....	L.....	7-116		10/6/91	R. Morris, vs. WAS.....	L.....	5-106
	10/17/54	Hill, vs. SF.....	L.....	4-116		12/19/88	McKinnon, at MIN.....	L.....	4-106
127.	12/7/03	Booker, at GB.....	L.....	5-115		11/27/80	Scott, at DET.....	W+.....	6-106
	12/30/01	Booker, at DET.....	W.....	9-115		12/5/76	Scott, at SEA.....	W.....	3-106
	12/7/97	Conway, vs. BUF.....	W.....	7-115		9/27/64	Ditka, at BAL.....	L.....	6-106
	9/11/83	Payton, vs. TB.....	W.....	6-115		9/28/52	Schroeder, at GB.....	W.....	7-106
	9/26/71	Gordon, at MIN.....	W.....	10-115		9/22/40	Swisher, at GB.....	W.....	2-106
	10/9/60	Dewveall, vs. Rams.....	W.....	6-115	185.	11/11/90	Davis, vs. ATL.....	W.....	5-105
	10/19/52	Schroeder, vs. SF.....	L.....	4-115		10/22/78	Scott, at TB.....	L.....	5-105
	11/20/49	Kavanaugh, at WAS.....	W.....	4-115		12/3/67	Gordon, at SF.....	W.....	7-105
	12/5/37	McDonald, vs. Chi.....	W.....	6-115		10/8/61	Farrington, at DET.....	W.....	2-105
136.	10/7/01	Robinson, at ATL.....	W.....	9-114		11/29/59	Dewveall, at Chi.....	W.....	3-105
	10/18/92	Waddle, vs. TB.....	W.....	3-114	190.	12/5/10	Bennett, at DET.....	W.....	7-104
	10/6/85	Moorehead, at TB.....	W.....	8-114		11/26/06	Berrian, at NE.....	L.....	5-104
	10/13/74	Rather, at ATL.....	L.....	6-114		9/21/80	Watts, vs. MIN.....	L.....	2-104
140.	10/8/78	Scott, at GB.....	L.....	9-113		10/21/79	Baschnagel, at MIN.....	L.....	4-104
	10/2/77	Rather, vs. NO.....	L.....	6-113		10/3/65	Sayers, at GB.....	L.....	5-104
	12/12/65	Jones, vs. SF.....	W.....	3-113		12/4/60	Coia, at GB.....	L.....	3-104
	11/13/55	Hill, vs. Rams.....	W.....	3-113		11/25/45	Margarita, vs. PIT.....	W.....	6-104
	10/3/43	Geyer, at DET.....	W.....	3-113	197.	9/18/83	Gault, at NO.....	L+.....	4-103
145.	9/29/74	Wade, at MIN.....	L.....	6-112		12/16/79	Watts, vs. STL.....	W.....	6-103
	12/2/62	J. Morris, vs. NYG.....	L.....	6-112		11/9/47	Kavanaugh, vs. GB.....	W.....	4-103
147.	12/8/96	Timpson, vs STL.....	W.....	6-111		10/3/99	Conway, vs. NO.....	W.....	8-103
	10/13/96	Conway, at NO.....	L.....	7-111	201.	11/18/07	Berrian, at SEA.....	L.....	9-102
	11/5/95	Graham, vs. PIT.....	L.....	5-111		9/10/06	Muhammad, at GB.....	W.....	6-102
	10/22/95	Conway, vs. HOU.....	W.....	3-111		12/17/95	Graham, vs. TB.....	W.....	5-102
	11/3/57	Hill, at Rams.....	W.....	4-111		9/23/91	Waddle, vs. NYJ.....	W+.....	8-102
152.	9/3/95	Conway, vs. MIN.....	W.....	5-110		11/8/87	N. Anderson, at GB.....	W.....	5-102
	10/15/89	Gentry, vs. HOU.....	L.....	6-110		12/26/82	Payton, at Rams.....	W.....	5-102
	10/13/63	Ditka, at Rams.....	W.....	9-110		12/17/61	Ditka, vs. MIN.....	W.....	8-102
	11/7/54	Hoffman, vs. GB.....	W.....	9-110		10/27/57	Hill, at SF.....	L.....	5-102
	10/24/54	McColl, at Rams.....	L.....	8-110		9/30/56	Hill, at BAL.....	L.....	4-102



ALL-TIME 100 YARD RECEIVING GAMES



10/26/47	Keane, at WAS.....W.....	9-102	11/29/92	Waddle, at CLE.....L.....	4-100
211. 10/25/09	Hester, at CIN.....L.....	8-101	12/6/69	Wallace, at SF.....L.....	10-100
10/6/96	Conway, vs GB.....L.....	9-101	11/26/64	J. Morris, at DET.....W.....	7-100
12/11/60	Dooley, at CLE.....L.....	7-101	10/21/62	Ditka, vs. BAL.....W.....	4-100
214. 11/30/03	Gage, vs. ARI.....W.....	4-100	11/24/40	Kavanaugh, vs. CRams..W.....	3-100
12/10/00	Kennison, vs. NE.....W.....	8-100			
10/27/97	Conway, at MIA.....W.....	6-100			

67 receivers in 203 games*

221 total 100-yard games

(18 games -see below- have had multiple 100-yard receivers)

Eight games have gone into overtime; three have ended in a tie (before OT was adopted).

TOTAL: 112-88-3 (.558)

At home: 61-36-1 (.628)

On the road: 51-52-2 (.495)

TWO 100-YARD RECEIVERS:

11/29/42 vs. ClevR -- McLean, Pool (W)
12/11/49 vs. Chi -- Hoffman, Kavanaugh (W)
12/13/53 vs. Chi -- Dooley, Hensley (L)
10/17/54 vs. SF -- Dooley, Hill (L)
12/5/54 at Chi -- Dooley, Hill (W)
10/9/60 vs. Rams -- Dewveall, Morris (W)
10/8/61 at DET -- Ditka, Farrington (W)
10/14/62 vs. SF -- Ditka, Morris (L)
11/18/62 at DAL -- Ditka, Morris (W)
12/6/69 at SF -- Gordon, Wallace (L)
9/19/85 at MIN -- Gault, McKinnon (W)
9/3/95 vs. MIN -- Conway, Graham (W)
10/22/95 vs. HOU -- Conway, Graham (W)
11/12/95 at GB -- Conway, Graham (L)
11/14/99 vs. MIN -- Booker, Robinson (L)
11/21/99 at SD -- Ingram, Robinson (W)
12/30/01 at DET -- Booker, Bates (W)
11/24/02 vs. Det -- Booker, White (W)

BY MONTH:

September	16-16-0 (.500)
October	32-36-1 (.471)
November	39-19-2 (.667)
December	25-17-0 (.595)

100-YARD PLAYOFF GAMES:

129 -- Gault, vs. NE, 1/26/86
122 -- Magnani, vs. WAS, 12/26/43
113 -- Olsen, vs. SEA, 1/16/11
108 -- McKinnon, vs. PHI, 12/31/88
105 -- Berrian, vs. SEA, 1/14/07
104 -- Waddle, vs. DAL, 12/29/91

ON THE ROAD: (five games min.)

at Green Bay	5-9 (.357)
at Detroit	11-5 (.688)
at Minnesota	6-6 (.500)
at LA Rams	7-3 (.700)
at San Francisco	3-7 (.300)

BY RECEIVER:*

Anderson, Marcus, WR	0-1
Anderson, Neal, RB	1-0
Aromashodu, Devin, WR	1-0
Baschnagel, Brian, WR	0-1
Bates, D'Wayne, WR	1-0
Bennett, Earl, WR	1-0
Berrian, Bernard, WR	1-2
Booker, Marty, WR	4-3
Clark, Desmond, TE	1-0
Coia, Angelo, HB	1-1
Conway, Curtis, WR	6-6
Davis, Wendell, WR	1-2
Dewveall, Willard, E	3-0
Ditka, Mike, TE	9-4-1
Dooley, Jim, E	1-4
Ingram, Bobby, WR	1-4
Farmer, George, WR	2-2
Farrington, John, E	1-0
Forté, Matt, RB	1-1
Gage, Justin, WR	1-0
Gallimore, Willie, HB	1-0
Gault, Willie, WR	3-4
Gentry, Dennis, WR	1-1
Geyer, Bill, HB	1-0
Gordon, Dick, WR	6-3
Graham, Jeff, WR	4-5
Hensley, Dick, E	0-1
Hester, Devin, WR	0-1
Hill, Harlon, E	11-7-1
Hoffman, John, E	2-0
Jones, Jimmy, E	1-0
Kavanaugh, Ken, E	7-2
Keane, Jim, E	3-3
Kennison, Eddie, WR	1-0
Knox, Johnny, WR	0-1
Lloyd, Brandon, WR	0-1
Manske, Edgar "Eggs", E	1-1
Margarita, Bob, HB	1-0
Margerum, Ken, WR	0-1
McAfee, George, HB	0-1
McColl, Bill, E	1-1
McDonald, Lester, E	1-0
McKinnon, Dennis, WR	1-1
McLean, Ray, HB	3-0-1
Moorehead, Emery, TE	1-0
Morris, Johnny, WR	8-7
Morris, Ron, WR	0-1
Muhammad, Muhsin, WR	3-0
Ortego, Keith, WR	1-0
Payton, Walter, RB	3-2

Penn, Chris, WR	1-0
Pool, Hampton, E	1-0
Proehl, Ricky, WR	0-3
Rather, Bo, WR	1-2
Robinson, Marcus, WR	4-3
Sayers, Gale, RB	0-1
Schroeder, Gene, E	1-2
Scott, James, WR	4-2
Stone, Billy, HB	1-0
Swisher, Bob, HB	1-0
Terrell, David, WR	0-2
Timpson, Michael, WR	1-0
Waddle, Tom, WR	2-1
Wade, Charles, WR	1-1
Wallace, Bob, E	0-1
Watts, Rickey, WR	3-1
White, Dez, WR	1-0

BY TEAM:*

Arizona Cardinals	2-1
St. Louis Cardinals	4-0
Chicago Cardinals	4-3
Atlanta Falcons	2-1
Baltimore Colts	5-5
Boston Yanks	2-0
Buffalo Bills	2-0
Cincinnati Bengals	1-1
Cleveland Browns	0-3
Dallas Cowboys	1-0
Denver Broncos	0-1
Detroit Lions	19-10
Green Bay Packers	10-13
Houston Oilers	1-1
Miami Dolphins	1-0
Minnesota Vikings	10-10
New England Patriots	1-1
New Orleans Saints	3-3
New York Giants	1-3-1
New York Jets	1-1
Philadelphia Eagles	3-3
Pittsburgh Steelers	1-1-1
St. Louis Rams	2-2
Los Angeles Rams	15-6-1
Cleveland Rams	3-1
San Diego Chargers	1-0
San Francisco 49ers	5-10
Seattle Seahawks	2-2
Tampa Bay Buccaneers	7-3
Washington Redskins	3-3

*Does not include post-season

CHICAGO BEARS ALL-TIME 300 YARD PASSING GAMES

1.	12/11/49	Lujack, vs. Chi.....W	39-24-468	28.	10/9/60	Brown, vs. Rams.....W	21-13-333
2.	11/18/62	Wade, at DAL.....W	46-28-466	29.	10/29/50	Lujack, at NY Yankees.....L	39-20-331
3.	11/14/43	Luckman, at NYG.....W	32-21-433	30.	10/8/61	Wade, at DET.....W	25-13-330
4.	11/14/99	Miller, vs. MIN.....L+	48-34-422	31.	11/25/62	Wade, at BAL.....W	32-23-328
5.	10/14/07	Griese, vs. MIN.....L	45-26-381	32.	10/11/59	Brown, vs. Rams.....L	29-14-323
6.	9/12/10	Cutler, vs. DET.....W	35-23-372		11/19/61	Wade, at SF.....L	34-18-323
	9/27/98	Kramer, vs. MIN.....L	39-25-372	34.	10/21/07	Griese, at PHI.....W	41-27-322
8.	11/8/09	Cutler, vs. ARZ.....L	47-29-369	35.	10/25/64	Wade, at WAS.....L	57-33-321
9.	10/17/54	Blanda, vs. SF.....L	47-21-359	36.	10/23/49	Lujack, at NYG.....L	52-29-319
10.	11/4/01	Matthews, vs. CLE.....W+	50-30-357	37.	11/12/95	Kramer, at GB.....L	38-23-318
	11/21/99	Miller, at SD.....W+	38-25-357		10/21/62	Wade, vs. BAL.....W	26-13-318
12.	10/14/62	Wade, vs. SF.....L	34-18-356	39.	9/24/95	Kramer, at STL.....L	38-27-317
13.	12/17/61	Wade, vs. MIN.....W	34-23-355	40.	12/7/80	Evans, vs. GB.....W	22-18-316
14.	11/16/97	Kramer, vs. NYJ.....L	60-32-354	41.	10/12/47	Luckman, vs. PHI.....W	25-14-314
15.	10/7/02	Miller, vs. GB.....L	49-27-353	42.	11/16/87	McMahon, at DEN.....L	34-21-311
16.	10/22/95	Kramer, vs. HOU.....W	41-24-349	43.	10/23/94	Kramer, at DET.....L	48-29-309
17.	12/12/65	Bukich, vs. SF.....W	32-16-347	44.	11/12/09	Cutler, at SF.....L	52-29-307
18.	10/27/97	Kramer, at MIA.....W+	50-32-343		10/4/81	Evans, at MIN.....L	43-26-307
19.	10/19/47	Luckman, vs. DET.....W	26-18-342	46.	12/13/53	Blanda, vs. Chi.....L	37-20-306
20.	9/20/64	Wade, at MIN.....W	31-23-341	47.	10/18/92	Harbaugh, vs. TB.....W	26-13-304
21.	12/17/06	Grossman, vs. TB.....W+	44-29-339	48.	12/6/98	Stenstrom, at MIN.....L	42-25-303
22.	10/24/54	Blanda, at Rams.....L	46-28-338		9/23/91	Harbaugh, vs. NYJ.....W+	42-28-303
	12/13/70	Concannon, vs. GB.....W	34-21-338	50.	9/24/89	Tomczak, at DET.....W	25-15-302
24.	11/19/67	Concannon, vs. STL.....W	24-11-336	51.	12/6/69	Carter, at SF.....L	49-31-301
	10/16/83	Evans, at DET.....L	45-28-336		12/19/99	McNown, vs. DET.....W	36-27-301
26.	10/5/08	Orton, at DET.....W	34-24-334	53.	10/18/09	Cutler, at ATL.....L	43-27-300
	10/25/53	Blanda, at Rams.....L	47-23-334	+ Overtime game			

53 300-yard passing games

Six games have gone into OT. None occurred in the playoffs.

13 games have been at Soldier Field:

Evans, 12/7/80 vs. GB (W)
 Harbaugh, 9/23/91 vs. NYJ (W)
 Harbaugh, 10/18/92 vs. TB (W)
 Kramer, 10/22/95 vs. HOU (W)
 Kramer, 11/16/97 vs. NYJ (L)
 Kramer, 9/27/98 vs. MIN (L)
 Miller, 11/14/99 vs. MIN (L)
 McNown, 12/19/99 vs. DET (W)
 Matthews, 11/4/01 vs. CLE (W)
 Grossman, 12/17/06 vs. TB (W)
 Griese, 10/14/07 vs. MIN (L)
 Cutler, 11/8/09 vs. ARZ (L)
 Cutler, 9/12/10 vs. DET (W)

TOTAL: 27-26 (.510)

At home: 17-10 (.630)
 On the road: 10-16 (.385)

BY DECADE:

1940-49	4-1 (.800)
1950-59	0-6 (.000)
1960-69	9-4 (.692)
1970-79	1-0 (1.000)
1980-89	2-3 (.400)

1990-99

6-7 (.462)

2000-09

4-5 (.444)

2010-19

1-0 (1.000)

BY MONTH:

September	4-2 (.667)
October	10-14 (.417)
November	6-7 (.462)
December	7-3 (.700)

BY QUARTERBACK:

Blanda, George	0-4
Brown, Ed	1-1
Bukich, Rudy	1-0
Carter, Virgil	0-1
Cutler, Jay	1-3
Concannon, Jack	2-0
Evans, Vince	1-2
Griese, Brian	1-1
Grossman, Rex	1-0
Harbaugh, Jim	2-0
Kramer, Erik	2-5
Luckman, Sid	3-0
Lujack, Johnny	1-2
Matthews, Shane	1-0
McMahon, Jim	0-1
McNown, Cade	1-0
Miller, Jim	1-2
Orton, Kyle	1-0
Stenstrom, Steve	0-1

Tomczak, Mike

1-0

Wade, Bill

6-3

BY TEAM:

Arizona Cardinals	0-1
St. Louis Cardinals	1-0
Chicago Cardinals	1-1
Atlanta Falcons	0-1
Baltimore Colts	2-0
Cleveland Browns	1-0
Dallas Cowboys	1-0
Denver Broncos	0-1
Detroit Lions	6-2
Green Bay Packers	2-2
Houston Oilers	1-0
Miami Dolphins	1-0
Minnesota Vikings	2-5
New York Giants	1-1
New York Jets	1-1
New York Yanks	0-1
Philadelphia Eagles	2-0
San Diego Chargers	1-0
San Francisco 49ers	1-5
St. Louis Rams	0-1
Los Angeles Rams	1-3
Tampa Bay Buccaneers	2-0
Washington Redskins	0-1

*Does not include post-season



STARTING QUARTERBACK RECORDS



1961-2010 (Regular Season only)

	1961	1962	1963	1964	1965	1966	1967	1968	1969	1970	1971	Total
Bill Wade	8-6	9-5	11-1-2	2-8	0-2	0-0						30-22-2
Rudy Bukich		0-0	0-0	3-1	9-3	5-7-2	0-0	0-0				17-11-2
Larry Rakestraw				0-0	0-0	0-0	0-2	0-2				0-4
Jack Concannon							7-4-1	3-4	0-5	5-8	2-1	17-22-1
Virgil Carter								4-1	0-2			4-3
Bobby Douglass									1-6	1-0	3-4	continued
Kent Nix										0-0	1-3	1-3
Season Totals	8-6	9-5	11-1-2	5-9	9-5	5-7-2	7-6-1	7-7	1-13	6-8	6-8	

	1972	1973	1974	1975	1976	1977	1978	1979	1980	1981	1982	Total
Bobby Douglass	4-9-1	3-9	1-2	0-1								13-31-1
Gary Huff		0-2	3-8	2-7	0-0							5-17
Bob Avellini				2-2	7-7	9-5	4-8	1-2	0-0	0-0	0-2	continued
Mike Phipps						0-0	3-1	9-1	2-4			14-6
Vince Evans						0-0	0-0	0-3	5-5	6-10	0-0	continued
Jim McMahon											3-4	continued
Season Totals	4-9-1	3-11	4-10	4-10	7-7	9-5	7-9	10-6	7-9	6-10	3-6	

	1983	1984	1985	1986	1987	1988	1989	1990	1991	1992	1993	Total
Bob Avellini	0-0	0-1										23-24
Vince Evans	1-2											12-20
Jim McMahon	7-6	7-2	11-0	6-0	5-1	7-2						46-15
Steve Fuller		2-2	4-1	0-2								6-5
Rusty Lisch		0-1										0-1
Greg Landry		1-0										1-0
Mike Tomczak			0-0	7-0	4-2	4-1	5-6	1-1				21-10
Doug Flutie				1-0								1-0
Mike Hohensee					2-0							2-0
Steve Bradley					0-1							0-1
Jim Harbaugh					0-0	1-1	1-4	10-4	11-5	5-8	7-8	35-30
Peter Tom Willis								0-0	0-0	0-2	0-1	0-3
Will Furrer										0-1		0-1
Shane Matthews											0-0	continued
Season Totals	8-8	10-6	15-1	14-2	11-4	12-4	6-10	11-5	11-5	5-11	7-9	

CHICAGO BEARS STARTING QUARTERBACK RECORDS

	1994	1995	1996	1997	1998	1999	2000	2001	2002	2003	2004	Total
Erik Kramer	1-4	9-7	1-3	4-9	3-5							18-28
Steve Walsh	8-3	0-0										8-3
Dave Krieg			6-6									6-6
Rick Mirer				0-3								0-3
Steve Stenstrom		0-0	0-0	0-0	1-6							1-6
Moses Moreno					0-1							0-1
Shane Matthews	0-0		0-0			3-4	3-2	2-1				8-7
Cade McNown						2-4	1-8					3-12
Jim Miller					0-0	1-2	1-1	11-2	2-6			15-11
Chris Chandler									2-5	3-3		5-8
Henry Burris									0-1			0-1
Kordell Stewart										2-5		2-5
Rex Grossman										2-1	1-2	continued
Jonathan Quinn											0-3	0-3
Craig Krenzel											3-2	3-2
Chad Hutchinson											1-4	1-4
Season Totals	9-7	9-7	7-9	4-12	4-12	6-10	5-11	13-3	4-12	7-9	5-11	

	2005	2006	2007	2008	2009	2010	2011	2012	2013	2014	2015	Total
Rex Grossman	1-0	13-3	2-5	0-1								19-12
Kyle Orton	10-5	0-0	2-1	9-6								21-12
Jeff Blake	0-0											0-0
Brian Griese		0-0	3-3									3-3
Jay Cutler					7-9	10-5						17-14
Todd Collins						1-0						1-0
Season Totals	11-5	13-3	7-9	9-7	7-9	11-5						

FORMULA FOR QB RATING

"Quarterback Rating" is the most complicated of the NFL's official statistics. The formula uses five factors: attempts, completions, gross yardage, touchdowns and interceptions. It was designed so that a score of 100 would be great with 90 being very good, 80 being good – similar to an A-B-C grading scale. A passer rating of 158.3 is considered perfect.

Here's the formula which works when entered into Microsoft Excel. Be careful, there are 196 characters which must be typed perfectly, without any spaces, in order for everything to calculate correctly:

=(ROUND((((MAX(MIN(2.375,((B1*100)/A1)—30)*(0.05)),0))+(MAX (MIN(2.375,((D1*100)/A1)*(0.2)),0))+(MAX(MIN(2.375,(((E1*100)/A1) —9.5)*(-0.25)),0))+(MAX(MIN(2.375,((C1/A1)-3)*(0.25)),0)))100)/6,1))**

A1=ATTEMPTS; B1=COMPLETIONS; C1=GROSS YARDS; D1=TOUCHDOWNS; E1=INTERCEPTIONS



Yr	No.	Name (pos)	College	Yr	No.	Name (pos)	College
2011	29	Gabe Carimi (T)	Wisconsin	1972b	12	Craig Clemons (S)	Iowa
2010	11	(To Denver for QB Jay Cutler)		1971	11	Joe Moore (RB)	Missouri
2009	18	(To Denver for QB Jay Cutler and 5th round pick)		1970	2	(To GB for Caffey, Pitts, and Hyland)	
2008	14	Chris Williams (OT)	Vanderbilt	1969	14	Rufus Mayes (T)	Ohio State
2007	31	Greg Olsen (TE)	Miami (FL)	1968	17	Mike Hull (RB)	USC
2006	26	(To Buffalo for 2nd & 3rd round selections)		1967	10	Lloyd Phillips (DE)	Arkansas
2005	4	Cedric Benson (RB)	Texas	1966	12	George Rice (DT)	LSU
2004	14	Tommie Harris (DT)	Oklahoma	1965a	3	Dick Butkus (LB)	Illinois
2003a	14	Michael Haynes (DE)	Penn State			(from Pit. for '64 2nd and 4th rd picks)	
		(from New England through Buffalo)		1965b	4	Gale Sayers (RB)	Kansas
2003b	22	Rex Grossman (QB)	Florida	1965c	6	Steve DeLong (DE)	Tennessee
		(from New York Jets)				(from WAS for HB Coia and T Williams)	
2002	29	Marc Colombo (OT)	Boston College	1964	14	Dick Evey (DT)	Tennessee
2001	8	David Terrell (WR)	Michigan	1963a	10	(To LA Rams for RB Joe Marconi)	
2000	9	Brian Urlacher (LB)	New Mexico	1963b	11	Dave Behrman (C)	Michigan State
1999	12	Cade McNown (QB)	UCLA			(from Pit. for QB Ed Brown)	
1998	5	Curtis Enis (RB)	Penn State	1962	7	Ronnie Bull (RB)	Baylor
1997	11	(To Seattle for QB Rick Mirer and 4th round pick)		1961	5	Mike Ditka (TE)	Pittsburgh
1996	13	Walt Harris (CB)	Miss. St.	1960	7	Roger Davis (G)	Syracuse
1995	21	Rashaan Salaam (RB)	Colorado	1959	7	Don Clark (HB)	Ohio State
1995	11	John Thierry (DE)	Alcorn St.	1958	7	Chuck Howley (LB/G)	West Virginia
1993	7	Curtis Conway (WR)	USC	1957	13	Earl Leggett (DT)	LSU
1992	22	Alonzo Spellman (DT)	Ohio State	1956	10	Menan "Tex" Schriewer (E)	Texas
1991	22	Slan Thomas (T)	Texas	1955	11	Ron Drzewiecki (HB)	Marquette
1990	6	Mark Carrier (S)	USC	1954	6	Stan Wallace (HB)	Illinois
1989a	11	Donnell Woolford (CB)	Clemson	1953	6	Billy Anderson (HB)	Compton JC
		(from LA Raiders for WR Willie Gault)		1952	8	Jim Dooley (FL/HB)	Miami (FL)
1989b	12	Trace Armstrong (DE)	Florida	1951a	2	Bob Williams (QB)	Notre Dame
		(from Wash. for LB Wilber Marshall)				(from New York Yanks)	
1989c	25	(To Miami for 2nd and 3rd rd picks)		1951b	10	Billy Stone (HB)	Bradley
1988a	23	Brad Muster (FB)	Stanford			(from disbanded Colts)	
1988b	27	Wendell Davis (WR)	LSU	1951c	16	Gene Schroeder (E)	Virginia
		(from Wash. for LB Wilber Marshall)		1950a	3	Chuck Hunsinger (HB)	Florida
1987	26	Jim Harbaugh (QB)	Michigan	1950b	10	Fred Morrison (FB)	Ohio State
1986	27	Neal Anderson (RB)	Florida	1949	10	Dick Harris (C)	Texas
1985	22	William Perry (DT)	Clemson	1948a	7	Bobby Layne (QB)	Texas
1984	11	Wilber Marshall (LB)	Florida			(from Det. through Pit. for HB Ray Evans)	
1983a	6	Jim Covert (T)	Pittsburgh	1948b	13	Max Baumgardner (E)	Texas
1983b	18	Willie Gault (WR)	Tennessee	1947a	1	Bob Fenimore (HB)	Oklahoma A&M
		(from Tampa Bay for 1982 2nd rd pick)				(Bonus choice)	
1982	5	Jim McMahon (QB)	BYU	1947b	11	Don Kindt (HB)	Wisconsin
1981	11	Keith Van Horne (T)	USC	1946	4	Johnny Lujack (QB)	Notre Dame
1980	19	Otis Wilson (LB)	Louisville	1945	7	Don Lund (HB)	Michigan
1979a	4	Dan Hampton (DT)	Arkansas	1944	8	Ray Evans (HB)	Kansas
		(from Tampa Bay for DT Wally Chambers)		1943	9	Bob Steuber (HB)	Missouri
1979b	9	Al Harris (DE)	Arizona State	1942	10	Frankie Albert (QB)	Stanford
1978	20	(To Cleveland for QB Mike Phipps)		1941a	1	Tom Harmon (HB)	Michigan
1977	15	Ted Albrecht (T)	California			(from Phil. for C John Schiechl)	
1976	8	Dennis Lick (T)	Wisconsin	1941b	3	Norm Standlee (FB)	Stanford
		(from Det. for 1st and 3rd rd picks)				(from Pit. for QB Billy Patterson)	
1975	4	Walter Payton (RB)	Jackson State	1941c	9	Don Scott (HB)	Ohio State
1974a	4	Waymond Bryant (LB)	Tennessee St.	1940	7	Clyde Turner (C/LB)	Hardin-Simmons
1974b	20	Dave Gallagher (DE)	Michigan	1939a	2	Sid Luckman (QB)	Columbia
		(from LA Rams for WR Dick Gordon)		1939b	6	Bill Osmanski (FB)	Holy Cross
1973	8	Wally Chambers (DT)	E. Kentucky			(from Pit. for E Edgar "Eggs" Manske)	
1972a	3	Lionel Antoine (T)	S. Illinois	1938	10	Joe Gray (HB)	Oregon State
		(from NY Giants for Hyland and McRae)		1937	8	Les McDonald (E)	Nebraska
				1936	6	Joe Stydahar (T)	West Virginia

CHICAGO BEARS YEAR-BY-YEAR DRAFT PICKS

1936 (Feb 8)

1. Stydahr, Joe, T, West Virginia
2. Michaels, Eddie, G, Villanova
3. Roscoe, George, B, Minnesota
4. Allman, Bob, E, Michigan State
5. Oech, Vern, T, Minnesota
6. Christofferson, Ted, B, Washington St.
7. Smith, Dick, T, Minnesota
8. Sylvester, John, E, Rice
9. Fortmann, Dan, G, Colgate

1937 (Dec 12, 1936)

1. McDonald, Les, E, Nebraska
2. Stewart, Marv, C, LSU
3. Plasman, Dick, E, Vanderbilt
4. Hammond, Henry, E, SW (KS)
5. Conkright, Bill "Red," C, Oklahoma
6. Bjork, Del, T, Oregon
7. Friedman, J.W "Buck," B, Rice
8. Toth, Steve, B, Northwestern
9. Guepe, Al, B, Marquette
10. Wade, Ed "Red," T, Utah State

1938 (Dec 12, 1937)

1. Gray, Joe, B, Oregon State
2. Famigietti, Gary, B, Boston University
3. Zarnas, Gust, G, Ohio State
4. Masterson, Bob, E, Miami (FL)
5. Ramsey, Frank, G, Oregon State
6. Sims, Fletcher, B, Georgia Tech
7. Schwarz, Alex, T, San Francisco
8. Weger, John, T, Butler
9. Mickovsky, Ray, B, Case W Reserve
10. Dreher, Fred, E, Denver

1939 (Dec 8, 1938)

- 1a. Luskman, Sid, QB, Columbia (from PIT)
- 1b. Osmanski, Bill, B, Holy Cross
2. Wysocki, John, E, Villanova
3. Delaney, Joe, T, Holy Cross
4. Choice to Brooklyn
5. Heileman, Charlie, E, Iowa State
6. Dannies, Bob, C, Pittsburgh
7. Bray, Ray, G, Western Michigan
8. Wood, Walt, B, Tennessee
9. Braga, Al, B, San Francisco
10. Roise, Hal, B, Idaho
11. Bock, Ed, G, Iowa State
12. Stofa, Anton, B, Luther
13. Voigts, Bob, T, Northwestern
14. Armstrong, Ken, T, Tarkio
15. Masters, Raphael, E, Newberry
16. Sherman, Solly, B, Chicago
17. Simonich, Ed, B, Notre Dame
18. Veger, George, C, Oklahoma State
19. Forte, Aldo, T, Montana
20. Kircher, Everett, B, Iowa State

1940 (Dec 9, 1939)

1. Turner, Clyde "Bulldog," C/LB, Hardin-Simmons
2. Kavanaugh, Ken, E, LSU
3. Kolman, Ed, T, Temple
4. Wouderberg, John, T, Denver
5. Akin, Leonard, G, Baylor
6. Fordham, Jim, B, Georgia

7. Pool, Hampton, G, Stanford
8. Pace, Tom, B, Utah
9. Artoe, Lee, T, California
10. McCubbin, Bill, E, Kentucky
11. Clark, Harry, B, West Virginia
12. Crisci, Frank, T, Case W Reserve
13. Barnes, Sherm, E, Baylor
14. Christianson, Al, B, Knox
15. White, Wilbur, T, Bradley
16. Schlosser, Ralph, C, Gonzaga
17. Popov, John, B, Cincinnati
18. Bussey, Young, B, LSU
19. McLaran, Ray, B, St. Anselm
20. Kichefski, Walt, E, Miami (FL)

1941 (Dec 19, 1940)

1. Harmon, Tom, B, Michigan
2. Standlee, Norm, B, Stanford
3. Scott, Don, B, Ohio State
4. Gallarneau, Hugh, B, Stanford
5. O'Rourke, Charley, B, Boston College
6. O'Boyle, Tommy, G, Tulane
7. Federovich, John "Ace," T, Davis & Elkins
8. Hartman, Fred, T, Rice
9. Rankin, Dave, E, Purdue
10. Matuza, Al, C, Georgetown
11. Laher, Hal, G, Oklahoma
12. LaLanne, Jim, B, North Carolina
13. Hardin, Jim, E, Kentucky
14. Morrow, Bob, E, Illinois Wesleyan
15. Johnson, Jim, B, Santa Clara
16. Martin, Johnny, B, Oklahoma
17. Mulkey, Jack, E, Fresno State
18. Osterman, Bob, C, Notre Dame
19. Glenn, Bill, B, Eastern Illinois
20. Hahnenstein, Ollie, B, Northwestern

1942 (Dec 22, 1941)

1. Albert, Frankie, B, Stanford
2. Boratyn, Joe, B, Holy Cross
3. Ruby, Martin, T, Texas A&M
4. Burrus, H.C., E, Hardin-Simmons
5. Jeffries, Bob, G, Missouri
6. Maznicki, Frank, B, Boston College
7. Petty, John, B, Purdue
8. Mullins, Noah "Moon," B, Kentucky
9. Geyer, Bill, B, Colgate
10. Daniell, Jim, T, Ohio State
11. Hunt, Jack, B, Marshall
12. Gude, Henry, C, Vanderbilt
13. Krutulis, Joe, E, Miami (FL)
14. Abel, George, G, Nebraska
15. Edmiston, Don, T, Tennessee
16. Rast, Holt, E, Alabama
17. Jones, Edgar, B, Pittsburgh
18. Tessoroff, Bill, T, Gonzaga
19. Kissell, Adolph, B, Boston College
20. Clarkson, Stu, C, Texas A&I

1943 (Apr 8)

1. Steuber, Bob, HB, Missouri
2. Evans, Fred, HB, Notre Dame
3. Stramm, Ed, T, Stanford
4. Palmer, Derrell, T, TCU
5. Vucinich, Milt, C, Stanford

6. Beals, Alyn, E, Santa Clara
7. Jurkovich, Jim, HB, California
8. Lamb, W.G. "Dub," E, Oklahoma
9. Hammett, Ray, QB, Stanford
10. Zikmund, Al, HB, Nebraska
11. Wood, Clark, T, Kentucky
12. Arms, Loyd, T, Oklahoma State
13. Sturdy, Lyle, FB, Wichita State
14. Tomlinson, Buddy, T, Hardin-Simmons
15. Preston, Pat, T, Wake Forest
16. Norberg, Hank, E, Stanford
17. Lyons, Pat, E, Wisconsin
18. Butler, Marion, HB, Clemson
19. Santucci, Al, C, Santa Clara
20. Johnson, Orville, G, SMU
21. Boudreau, Wally, HB, Boston College
22. Baumann, Bob, T, Wisconsin
23. Holtscher, Elwood, C, Shurtleff
24. Keller, Ben, G, Duquesne
25. Block, Charley, E, Shurtleff
26. Brannon, Ted, T, Rice
27. Wayne, Lou, E, Texas
28. Creevy, Dick, HB, Notre Dame
29. Buffington, Bill, HB, Purdue
30. Peterson, Woody, FB, Utah

1944 (Apr 19)

1. Evans, Ray, B, Kansas
2. Smeja, Rudy, E, Michigan
3. Croft, Abe, E, SMU
4. Stanley, C.B., T, Tulsa
5. Seeley, Darwin, C, Stanford
6. Fawcett, Randall, B, Stanford
7. Morton, Jack, E, Missouri
8. Stanford, Bill, C, Wake Forest
9. Houston, Lin, G, Ohio State
10. Moore, J.P., B, Vanderbilt
11. Duffey, Bill, E, Georgetown
12. Hartley, Joe, T, LSU
13. Milner, Bill, G, Duke
14. Hirsch, Ed, B, Northwestern
15. Ryckley, Ed, E/G, Georgia Tech
16. Plasman, Howdy, B, Miami (FL)
17. French, Barry, T, Purdue
18. Taylor, Paul, B, USC
19. Margarita, Hank, B, Brown
20. Davis, Ed, B, Oklahoma
21. Jamison, Dick, T, USC
22. Borka, Jack, B, Kansas State
23. Ruskusky, Roy, E, St. Mary's (CA)
24. Franck, Harry, B, Northwestern
25. McKewan, Jack, T, Alabama
26. Mitchell, Charley, B, Tulsa
27. Boyle, Pat, G, Wisconsin
28. Pepper, Bernie, T, Missouri
29. Vogt, Karl, T, Villanova
30. Endres, Bob, G, Colgate

1945 (Apr 6)

1. Lund, Don, B, Michigan
2. Allen, Charley, B, SMU
3. Masterson, Forest, C, Iowa
4. Shaw, Wayne, B, SMU
5. Borgeis, Glen, T, Tulsa
6. O'Brien, Pat, T, Purdue
7. Mayther, Bill, C, Oregon



8. Poe, Bill, B, Clemson
9. Avery, Chuck, B, Minnesota
10. Boyd, Jack, B, UCLA
11. Ellsworth, Ralph, B, Texas
12. Mattioli, Frank, G, Pittsburgh
13. Gibson, Merle, E, TCU
14. Creevey, John, B, Notre Dame
15. Sacrinity, Nick, B, Wake Forest
16. Keane, Jim, C, Iowa
17. Niedziela, Bruno, T, Iowa
18. Williams, Broughton, E, Florida
19. Stickel, Walt, T, Pennsylvania
20. Livingston, Bob, B, Notre Dame
21. Vargon, Mike, E, Kansas State
22. Wright, Charley, G, Iowa State
23. Green, Jack, G, Alabama
24. Gambino, Lu, B, Indiana
25. Jones, Ray, B, Texas
26. Hary, Bob, B, Minnesota
27. Forkovich, Nick, B, William & Mary
28. Robinson, Don, B, Michigan
29. Johnson, Wayne, B, Marquette
30. Groves, George, C, Marquette

1946 (Jan 14)

1. Lujack, Johnny, QB, Notre Dame
2. Rykovich, Julie, B, Illinois
3. Broyles, Frank, QB, Georgia Tech
4. Knotts, Ernie, G, Duke
5. Schneider, Don, B, Pennsylvania
6. Scruggs, Ted, E, Rice
7. Beard, Wendell, T, California
8. Ziegler, John, B, Colorado
9. Dropo, Walt, E, Connecticut
10. Harris, Bill, C, Auburn
11. Allen, Eddie, B, Pennsylvania
12. Bauman, Frank, E, Illinois
13. Nostrum, Reed, T, Utah
14. Chatterton, Dick, B, BYU
15. Timko, Johnny, C, Temple
16. Hazelwood, Ted, T, North Carolina
17. Johnson, Dick, C, Baylor
18. Boettcher, Art, B, Shurtleff
19. Gallagher, Tom, B, Illinois
20. Adams, Johnny, B, Denver
21. Widseth, Dean, T, Bemidji State
22. Kochins, George, T, Bucknell
23. Hoisch, Al, B, Stanford
24. Grigich, Visco, E, Santa Clara
25. Richards, Allen, B, Cincinnati
26. Tunstill, Jess, B, Kentucky
27. Smock, Ken, B, Purdue
28. Weldon, Howard, G, North Carolina
29. Cook, Johnny, B, Georgia
30. Franck, Harry, B, Northwestern

1947 (Dec 16, 1946)

- 1a. Fenimore, Bob, HB, Oklahoma State
(Bonus choice)
- 1b. Kindt, Don, HB, Wisconsin
2. Minini, Frank, FB, San Jose State
- 3a. Canady, Jim, HB, Texas
- 3b. Merriman, Lloyd, B, Stanford
(from Chicago Cards)
- 4a. Wetz, Harlan, T, Texas

- 4b. Stephens, Roger, B, Cincinnati
(from Philadelphia)
5. Moseley, Reid, E, Georgia
6. Smith, H.A., E, Mississippi
7. Edleman, Dwight, G, Illinois
8. Tucker, Arnold, QB, Army
9. Hatch, Larry, HB, Washington
10. Adamle, Tony, C, Ohio State
11. Fritz, Emil, G, Maryland
12. Turner, Jim, T, California
13. Goodall, Wayne, E, Oklahoma City
14. Gagne, Verne, E, Minnesota
15. Dreyer, Wally, HB, Wisconsin
16. Pupa, Walt, FB, North Carolina
17. McLellan, John, T, Montana State
18. Cromer, Bill, FB, Texas
19. Reader, Russ, HB, Michigan State
20. Batchelor, Jim, B, East Texas State
21. Lawler, Allen, HB, Texas
22. Berlin, Gordon, C, Washington
23. Cunningham, John, E, California
24. Morris, Max, B, Northwestern
25. Morris, Bill, E, Oklahoma
26. Baumgardner, Joe, Bill, HB, Texas
27. McCarthy, Jerry, E, Pennsylvania
28. Pierce, Jack, HB, Illinois
29. Ehlers, Ed, HB, Purdue

1948 (Dec 19, 1947)

- 1a. Layne, Bobby, QB, Texas
(from Pittsburgh)
- 1b. Baumgardner, Max, E, Texas
2. Garrett, Dub, T, Mississippi State
3. Ramsey, Knox, G, William & Mary
4. Brugge, Bob, C, Ohio State
5. Choice to Detroit
6. McWilliams, Tom, B, Army, Miss. State
7. Mills, Malachi, T, Virginia Military
8. Flanagan, Dick, E, Ohio State
9. McDowell, Jim, G, William & Mary
10. Sheehan, Mel, E, Missouri
11. Scott, Dick, C, Navy
12. Cline, Ollie, B, Ohio State
13. Goode, Rob, B, Texas A&M
14. Grimenstein, Clyde, E, Purdue
15. Fallon, John, G, Notre Dame
16. Brown, Ray, B, Virginia
17. Hileman, Bob, C, California
18. Gay, Thurman, T, Oklahoma State
19. Blount, Ralph, E, Texas
20. Boone, JR, B, Tulsa
21. Duncan, Jim, E, Wake Forest
22. Gatewood, Jimmy, B, Georgia
23. Brumm, George, C, Pacific
24. Dietzel, Paul, C, Miami (OH)
25. Clasby, Ed, B, Boston College
26. Hardison, Fred, E, Duke
27. Van Deren, Frank, E, California
28. Pietkiewicz, Al, E, San Francisco
29. Cox, Norm, B, TCU
30. Smith, Truett, B, Mississippi State

1949 (Dec. 21, 1948)

1. Harris, Dick, C, Texas
2. Grimes, Billy, B, Oklahoma State
3. O'Quinn, Johnny, E, Wake Forest

4. Bendrick, Ben, B, Wisconsin
5. Hoffman, John, B, Arkansas
6. Krall, Jerry, B, Ohio State
7. Jones, Wally, E, Kentucky
- 8a. Weatherly, Gerry, C, Rice (from Del)
- 8b. Wightkin, Bill, E, Notre Dame
9. Tokarczyk, Dolph, G, Penn
10. Malley, Lee, B, Carson-Newman
11. Tibbler, Jerry, B, Mississippi
12. Blanda, George, QB, Kentucky
13. Taliaferro, George, B, Indiana
14. Kelly, Ernie, G, Texas-El Paso
15. Faverty, Hal, G, Wisconsin
16. Wahl, Al, T, Michigan
17. Corbisiero, John, B, Middlebury
18. Moran, Jim, B, John Carroll
19. Mitten, Dick, G, North Carolina
20. Heck, Bob, B, Pacific
21. Duncan, Jim, E, Duke
22. Bertuzzi, Dick, B, Kansas
23. Kane, Harry, C, Pacific
24. Smith, Bernie, T, Texas-El Paso
25. Marczyk, Stan, T, North Carolina

1950 (Jan 21-22)

- 1a. Hunsinger, Chuck, B, Florida
(from New York Bulldogs)
- 1b. Morrison, Fred, B, Ohio State
2. Dottle, John "Kayo," B, Mississippi
3. Romanick, Steve, B, Villanova
- 4a. Novak, Tom, C, Nebraska (from PIT)
- 4b. Papaleo, Dorn, G, Boston College
5. Zaleski, Ernie, B, Notre Dame
- 6a. Perricone, Gaspar, B, Northwestern
(from New York Giants)
- 6b. Hansen, Wayne, C, UTEP
7. Prather, Rollin, E, Kansas State
8. Nevills, Sam, T, Oregon
- 9a. Reid, Floyd, B, Georgia
(from NY Bulldogs)
- 9b. Braznell, Bob, B, Missouri
10. Wahl, Al, T, Michigan
11. Helwig, John, G, Notre Dame
12. Roof, Kenny, B, Oklahoma State
13. Dempsey, Frank, T, Florida
14. Hover, Al, G, LSU
15. Glisson, Jimmy, B, Tulane
16. Bradley, Ed, E, Wake Forest
17. Janaszek, Ray, B, Dayton
18. Andrews, Rupert, B, Stanford
19. Bye, Billy, B, Minnesota
20. Crawford, Jim, G, Mississippi
21. Angle, Bob, B, Iowa St.
22. Byler, Jim, G, North Carolina State
23. Bingham, Bill, T, Harding
24. Polenske, Walt, B, Pacific
25. Samuels, Perry, B, Texas
26. Sella, George, B, Princeton
27. Davis, Wilton, B, Hardin-Simmons
28. Kenary, Jim, B, Harvard
29. Nadherny, Fred, B, Yale
30. Markert, Allen, T, Minnesota

CHICAGO BEARS YEAR-BY-YEAR DRAFT PICKS

1951 (Jan 18-19)

- 1a. Williams, Bob, QB, Notre Dame (from Baltimore)
- 1b. Stone, Billy, B, Bradley* (from New York Yankees)
- 1c. Schroeder, Gene, E, Virginia
2. George, Bill, T, Wake Forest
3. White, Wilford, B, Arizona State
- 4a. Moser, Bob, C, Pacific
- 4b. Jelley, Tom, E, Miami (FL) (from New York Giants)
5. Rowland, Brad, B, McMurry
6. Falkenberg, Herb, B, Trinity (TX)
7. Lea, Paul, T, Tulane
8. Mayes, Clair, G, Oklahoma
9. Gregus, Bill, B, Wake Forest
10. Sherrill, J.W., B, Tennessee
11. Hardiman, Tom, B, Georgetown
12. Hairston, Lawrence, T, Nev.-Reno
13. Wright, Charley, B, West Texas State
14. Woods, Bailey, B, Abilene Christian
15. Hall, Sid, C, Pacific
16. Volm, Frank, E, Marquette
17. Dufek, Don, B, Michigan
18. Brown, Chuck, G, Illinois
19. Lisak, Ed, B, Oklahoma
20. Smith, Larry, C, South Carolina
21. Higgins, Larry, B, Fordham
22. Hanson, Bob, G, Montana
23. Hlavac, Rene, T, Neb.-Omaha
24. Dokas, Pete, E, Mansfield
25. Miller, Johnny, B, Northwestern
26. Rogers, Buddy, B, Arkansas
27. Taylor, Jerry, C, Wyoming
28. Campbell, Leon, B, Arkansas*
29. Justice, John, G, Santa Clara
30. Butler, Charley, E, Geo. Washington

* Selected from disbanded Baltimore franchise

1952 (Jan 17)

1. Dooley, Jim, B, Miami (FL)
2. Macon, Eddie, B, Pacific
3. McColl, Bill, E, Stanford
4. Clark, Herman, T, Oregon State
- 5a. Hoffman, Jack, E, Xavier (OH) (from Pittsburgh)
- 5b. Williams, Fred, T, Arkansas
6. Brown, Ed, QB, San Francisco
7. Fortunato, Joe, B, Mississippi State
- 8a. Bishop, Bill, T, N Texas St. (from PIT)
- 8b. Jurney, Billy, E, Arkansas
9. Cross, Bobby, T, S. F. Austin
10. Choice to Green Bay
11. Miller, Bill, B, Wake Forest
12. Kozar, Andy, B, Tennessee
13. Athan, Rich, B, Northwestern
14. Galloway, Gale, C, Baylor
15. Kazmaier, Dick, B, Princeton
16. Spears, Bob, FB, Yale
17. Carroll, John, T, Houston
18. O'Connell, Tommy, QB, Illinois
19. Reidenbach, Ken, T, Drake
20. Lesane, Jimmy, B, Virginia
21. Daffer, Ted, G, Tennessee
22. Gregory, Dick, B, Minnesota

23. Nestor, Paul, T/E, Maryland
24. Mundinger, Dick, T, Minnesota
25. Stoddard, Bob, T, Utah State
26. McElroy, Bucky, FB, S. Mississippi
27. Reid, Bob, B, Baylor
28. Scioscia, Karney, FB, Maryland
29. Riggs, Teddy, B, Rice
30. Shemonski, Bob, HB, Maryland

1953 (Jan 22)

1. Anderson, Billy, B, Compton J.C.
2. Bratkowski, Zeke, QB, Georgia
3. Rowekamp, Bill, B, Army, Missouri
4. Koch, Joe, B, Wake Forest
5. Jones, Stan, T, Maryland
- 6a. DeCarlo, Art, B, Georgia
- 6b. Gilbert, Kline, T, Mississippi (from SF)
- 7a. McElroy, Bucky, B, S. Mississippi (from Washington)
- 7b. Bingham, Don, B, Sul Ross
8. Kreamcheck, John, T, William & Mary
9. Ashley, Bruno, T, East Texas State
10. Moore, Jimmy, B, Florida A&M
- 11a. Slowey, Jim, C, Georgetown
- 11b. Charney, Ralph, B, Kentucky (from Pittsburgh)
12. Lawrence, Jim, T, Duke
13. Strickland, Larry, C, North Texas State
14. Carl, Harland, B, Wisconsin
15. Jecha, Ralph, G, Northwestern
16. Hatley, John, T, Sul Ross
17. Beal, Bob, E, California
18. Shirley, Jim, B, Clemson
19. Byrns, Bill, T, Iowa State
20. Mahin, Tom, T, Purdue
21. Martin, Wayne, E, TCU
22. Wood, Wayne, T, Memphis State
23. Mask, Jim, E, Mississippi
24. Hatcher, Paul, C, Arkansas City J.C.
25. Pickard, Clyde, G, Wake Forest
26. Evans, Bob, T, Pennsylvania
27. Wahlin, Marvin, B, Arizona State
28. Caldwell, Jim, T, Tennessee State
29. Lewis, Jack, E, Wake Forest
30. Brehany, Bill, QB, Virginia Military

1954 (Jan 28)

1. Wallace, Stan, HB, Illinois
2. Casares, Rick, FB, Florida
3. Meadows, Ed, T, Duke
4. Paterra, Fran, B, Notre Dame
5. Griffiths, Bob, G, Furman
6. Hudson, John, G, Rice
7. Cecere, Ralph, B, Villanova
8. Garlington, Tom, T, Arkansas
9. Giel, Paul, B, Minnesota
10. Andrews, D.C., E, Hardin-Simmons
11. Wallin, Ron, B, Minnesota
12. Faragalli, Joe, G, Villanova
13. Seaholm, Julius, G, Texas
14. Miller, Ken, FB, Illinois
15. Hill, Harlon, E, N Alabama
16. Lindley, Earl, B, Utah State
17. Woodard, Lou, C, Sam Houston State
18. Moore, McNeill, B, Sam Houston State
19. Lum, Jim, T, Louisiana Tech

20. Ladd, Jim, E, Bowling Green
21. Cleere, Sonny, T, Abilene Christian
22. Sumner, Charlie, B, William & Mary
23. Lee, Herman, T, Florida A&M
24. Jarrett, Bill, B, West Virginia
25. Feamster, Tom, E, Florida State
26. Petroka, Lou, B, Boston University
27. Oniskey, Dick, C, Tenn.-Chattanooga
28. Underwood, P.W., G, Mississippi State
29. Beale, Alvin, QB, Trinity (TX)
30. Haluska, Jim, B, Wisconsin

1955 (Jan 27-28)

1. Drzewiecki, Ron, HB, Marquette
2. Watkins, Bobby, HB, Ohio State
3. Choice to Cleveland
4. O'Malley, Joe, E, Georgia
5. Kendall, Leland, T, Oklahoma State
- 6a. Shannon, Dan, E, Notre Dame (from Washington)
- 6b. Mosely, Henry, HB, M. Brown
7. Sturgess, Bruce, HB, William & Mary
8. Verkerk, Gene, C, Tenn.-Tennessee State
9. Lavery, Jim, HB, Scranton
10. Allen, John, E, Arizona State
11. Redfield, Tom, E, Delaware
12. Bratt, Clarence, HB, Wisconsin
13. Cash, Norm, HB, Sul Ross
14. Nickla, Ed, G, Tennessee
15. Smith, J.D., FB, N Carolina A&T
16. Choice to Chicago Cardinals
17. Harrison, Joe, C, Sam Houston State
18. Roach, Claude, G, TCU
19. Jones, Allen, B, Baylor
20. James, Joe, T, Howard Payne
21. Hall, Choyce, C, MWestern State
22. Allison, Carl, B, Oklahoma
23. Barger, Jerry, B, Duke
24. Young, Joe, E, Marquette
25. Dees, Charley, T, Tyler J.C.
26. Jeter, Perry, HB, Cal Poly-SLO
27. Kinley, Joel, G, Tennessee
28. Wright, Charley, E, Pr. View A&M
29. Klein, Dick, T, Iowa
30. Fouts, Jerry, HB, MWestern St.

1956 (Nov 29, 1955 & Jan 12, 1956)

1. Schriewer, Menan "Tex," E, Texas
2. Brackett, M.L., T, Auburn
3. Choice to Cleveland
4. Mellekas, John, T, Arizona
5. Galimore, Willie, B, Florida A&M
6. Choice to Cleveland
7. Caroline, J.C., B, Illinois
8. Klawitter, Dick, C, South Dakota State
9. Vargo, Ken, C, Ohio State
10. Lucas, Dick, E, Boston College
11. Jankans, John, E, Arizona State
12. Cruze, Buddy, E, Tennessee
13. Grogg, Dick, G, Minnesota
14. Graham, Milt, E, Colgate
15. Fitzgerald, Dick, FB, Notre Dame
16. Brown, Ray, B, Florida
17. Adams, Tom, E, UCLA
18. Payton, Earl, B, Pr. View A&M
19. Smith, John, B, UCLA



20. Maxime, Charley, G, Auburn
21. Waddell, Jimmy, B, Compt. J.C.
22. Billings, Joe, T, Memphis State
23. Holt, Lou, E, Howard Payne
24. Castelle, Jess, B, McNeese State
25. Hentschel, Jerry, T, Sam Houston St.
26. Orr, Don, B, Vanderbilt
27. Buchanan, Waylon, E, E. Texas State
28. Alexander, Bob, B, Trinity (CT)
29. Krietemeyer, Billy, B, Vanderbilt
30. Buckler, Jim, G, Alabama

1957 (Nov 27, 1956 & Jan 31, 1957)

1. Leggett, Earl, T, LSU
2. Swink, Jim, B, TCU
3. Knox, Ronnie, QB, UCLA
4. Johnson, Jack, B, Miami (FL)
5. Zucco, Vic, B, Michigan State
6. Dickinson, Bo, B, S. Mississippi
7. DeLuca, Gerry, T, Mid Tennessee St.
- 8a. Ward, Al, B, Yale (from PIT)
- 8b. Kilcullen, Bob, T, Texas Tech
9. Brown, Bill, G, Syracuse
10. Murphy, Bill, E/B, Fresno State
11. Hampton, Roger, B, McNeese State
12. Sorenson, Larry, T, Utah State
13. Williams, Don, B, Texas Tech
14. Schmidt, Bob, B, Memphis State
15. Hosek, Tony, E, West Virginia
16. Heuring, Ed, E, Maryland
17. Heine, Don, E, Murray State
18. Wharton, Al, G, Maryland
19. Hermesen, Lee, B, Marquette
20. Frazier, Al, B, Florida A&M
21. Janes, Jerry, E, LSU
22. Dalzell, Tom, T, Virginia Tech
23. Peroyea, Don, T, SE Louisiana
24. Lutterback, Ken, B, Evansville
25. Ryan, Joe, C, Villanova
26. Harris, Gehrig, B, Grambling
27. Brown, Nick, G, Fresno State
28. Emerson, Tom, G, Oklahoma
29. Caraway, Donnie, B, Houston
30. Wesley, Sam, B, Oregon State

1958 (Dec 2, 1957 & Jan 28, 1958)

1. Howley, Chuck, G, West Virginia
2. Dewveall, Willard, E, SMU
- 3a. Cooke, Ed, E, Maryland
- 3b. Healy, Don, T, Maryland (from CLE)
4. Barnes, Erich, B, Purdue
5. Jewett, Bob, E, Michigan State
6. Douglas, Merrill, B, Utah
7. Bentley, Gene, B, Texas Tech
8. Rutsch, Ed, T, George Washington
9. Anderson, Ralph, E, Cal St.-LA
10. Lewis, Aubrey, B, Notre Dame
11. Cinelli, Rocco, T, Wisconsin
12. Morris, Johnny, HB, Cal-Santa Barbara
13. Choice to New York Giants
14. Melnik, Bill, T, Army
15. Harryman, Jim, B, Compton J.C.
16. Plegier, Ken, T, Capital
17. Eaton, Dick, C, Richmond
18. Dupler, Phil, B, Duke
- 19a. Roehnell, Bill, G, Bradley (from GB)

- 19b. Chancey, Bill, E, West Virginia
20. Rutledge, Les, T, Michigan State
21. Miller, Bill, T, NM Highlands
22. Carter, Al, B, Tennessee
23. Daw, Ken, B, Sam Houston State
24. Moon, Russ, T, Virginia Tech
25. Barron, Bob, C, St. Norbert
26. Lyles, Bob, B, Memphis State
27. Napsolski, Ben, E, Northwestern
28. Main, Wilbur, B, Maryland
29. Hakes, Glen, G, New Mexico
30. Halum, Bobby, QB, Mid Tennessee St.

1959 (Dec 2, 1958)

1. Clark, Don, B, Ohio State
2. Pettibon, Richie, QB, Tulane
3. Johnson, Pete, B, Va. Military
4. Choice to LA Rams
5. Adams, John, B, Cal St.-LA
6. Cole, Fred, G, Maryland
7. Tucker, Jim, E, Tenn-Chatt. (from Phil)
- 8a. Clark, Dick, B, Baylor
- 8b. Smith, Willie, T, Michigan (from NYG)
9. Youmans, Maury, T, Syracuse
10. Coronado, Bobby, E, Pacific
11. Gray, Ed, T, N Texas State
12. Rowland, Justin, E, TCU
13. Jones, Gene, B, Rice
14. Robb, Joe, T, TCU
15. LeClerc, Roger, C, Trinity (CT)
16. Redding, Don, T, North Carolina
17. Neal, Willie, B, Jackson State
18. Asbury, Ken, B, Missouri Valley
19. Plain, Chris, T, Stanford
20. Carcatterra, Tony, E, Elon
21. Stone, Donnie, B, Arkansas
22. Rubal, Lennie, B, William & Mary
23. Haller, Bob, T, NW Missouri State
24. Spain, Bob, T, Baylor
25. Huhn, Tom, C, St. Joseph's (IN)
26. Kunde, Bob, T, Capital
27. Aveni, John, E, Indiana
28. Williams, Bob, E, Notre Dame
29. Southern, Eddie, E, Texas
30. Jackson, Cliff, B, No. Car. Central

1960 (Nov 30, 1959)

1. Davis, Roger, G, Syracuse
2. Choice to Washington
3. Meredith, Don, QB, SMU
4. Martin, Billy, B, Minnesota
5. Norman, Dick, QB, Stanford
6. Kovac, Ed, B, Cincinnati
7. Bivins, Charley, B, Morris Brown
8. Manning, Pete, E, Wake Forest
9. Kirk, Ken, C, Mississippi
10. Choice to Pittsburgh
- 11a. Fanning, Stan, T, Idaho (from PHI)
- 11b. Shaw, Glenn, HB, Kentucky
12. Budrewicz, Tom, T, Brown
13. Spada, Bob, E, Duke
14. Sorey, Jim, T, Texas Southern
15. Lashua, Warren, B, Whitworth
16. Farrington, John, E, Prairie View A&M
17. Hanna, Jim, E, USC
18. King, Claude, B, Houston

19. Roberts, Lloyd, T, Georgia
20. Coia, Angelo, B, USC

1961 (Dec 27-28, 1960)

1. Dilka, Mike, E, Pittsburgh
2. Brown, Bill, B, Illinois
3. Gibson, Claude, B, No. Carolina State
4. Ladd, Ernie, T, Grambling
5. Lincoln, Keith, B, Washington State
6. Fleming, George, B, Washington
7. Pyle, Mike, C, Yale
8. Ryan, Ed, B, Michigan State
9. Bethune, Bob, B, Mississippi State
10. Harness, Jason, E, Michigan State
11. Fewell, Sam, T, South Carolina
12. Dyer, Howard, QB, Va. Military
13. McLeod, Bob, E, Abilene Christian
14. Tyrer, Jim, T, Ohio State
15. Linning, Chuck, T, Miami (FL)
16. Frazier, Wayne, C, Auburn
17. Barfield, Rossie, E, No. Car. Central
18. Finn, John, T, Louisville
19. Charles, Ben, QB, South Carolina
20. Mason, Gordon, B, Tennessee Tech

1962 (Dec 4, 1961)

1. Bull, Ronnie, B, Baylor
- 2a. Brock, Clyde, T, Utah St. (from PIT)
- 2b. McRae, Bennie, B, Michigan
- 3a. Bates, Jim, E, USC (from DAL)
- 3b. Hull, Bill, E, Wake Forest
4. Cadlie, Jim, T, San Jose State
- 5a. Burton, Mac, E, San Jose State (from Washington)
- 5b. Tunncliffe, Bill, FB, Michigan
6. Choice to Philadelphia
7. O'Bradovich, Ed, E, Illinois
- 8a. Reynolds, Ed, T, Tulane
- 8b. Onesti, Larry, C, Northwestern (from New York Giants)
9. Winston, Kelton, HB, Wiley
10. Weaver, LeRoy, B, Adams State
11. Robinson, Jerry, HB, Grambling
12. Watts, Bill, T, Miami (FL)
13. Perkowski, Joe, B, Notre Dame
14. Von Sonn, Andy, C, UCLA
15. Martin, Kent, T, Wake Forest
16. Nelson, John, C, Xavier (OH)
17. Glass, Glenn, HB, Tennessee
18. Neck, Tommy, B, LSU
19. Kellum, Bill, T, Tulane
20. Roberts, Jack, T, Ohio State

CHICAGO BEARS YEAR-BY-YEAR DRAFT PICKS

1963 (Dec 3, 1962)

- 1a. Choice to Los Angeles Rams
- 1b. Behrman, Dave, C, Michigan State (from Pittsburgh)
- 2a. Barnett, Steve, T, Oregon (from DAL)
- 2b. Jencks, Bob, E, Miami (OH)
3. Glueck, Larry, DB, Villanova
- 4a. Sanders, Stan, E, Whittier (from SF)
- 4b. Mitchell, Charley, HB, Washington (from Pittsburgh)
- 4c. Choice to Baltimore
5. Choice to San Francisco
- 6a. Johnson, John, T, Indiana (from PIT)
- 6b. Mathieson, Dave, QB, Washington St.
7. Underhill, Paul, B, Missouri
8. Harmon, Dennis, DB, So. Illinois
- 9a. Day, Monte, T, Fresno St. (from DAL)
- 9b. Watson, Dave, LB, Georgia Tech
10. Hoerster, Ed, LB, Notre Dame
11. Tullis, James, DB, Florida A&M
12. Drummond, Dick, B, Geo. Washington
13. Szumczyk, John, FB, Trinity (CT)
14. Banks, Gordon, B, Fisk
15. Dentel, Bob, C/LB, Miami (FL)
16. Caylor, Lowell, DB, Miami (OH)
17. Sisk, John, B, Miami (FL)
18. Slabaugh, Jeff, E, Indiana
19. Yaksick, Bob, DB, Rutgers
20. Gregory, John, E, Bal.-Wallace

1964 (Dec 2, 1963)

1. Evey, Dick, T, Tennessee
- 2a. Choice to Pittsburgh
- 2b. Martin, Billy, E, Georgia Tech (from Los Angeles Rams)
- 2c. Crain, Pat, HB, Clemson (from PIT)
3. Blanks, Sid, HB, Texas A&I
- 4a. Budka, Frank, HB, Notre Dame
- 4b. Reilly, Mike, LB, Iowa (from MIN)
5. Connors, Dan, T, Miami (FL)
6. Jones, Jimmy, E, Wisconsin
7. Logan, Chuck, E, Northwestern
8. Rakestraw, Larry, QB, Georgia
9. Wilkinson, Jay, HB, Duke
10. Brown, Mike, B, Delaware
11. Leeuwenberg, Dick, T, Stanford
12. Horton, Bob, FB, Boston University
13. Webb, Cloyd, E, Iowa
14. Francisco, Kent, T, UCLA
15. Burman, George, T, Northwestern
16. Butler, Roderick, HB, E. Illinois
17. Kasapis, Constantinos, T, Iowa
18. Batts, Bob, HB, Texas Southern
19. Whitehead, Jim, T, Georgia
20. Niglio, Dick, FB, Yale

1965 (Nov 28, 1964)

- 1a. Butkus, Dick, LB, Illinois (from PIT)
- 1b. Sayers, Gale, HB, Kansas
- 1c. DeLong, Steve, T, Tennessee (from Washington)
2. Choice to Cleveland
3. Choice to Cleveland
4. Nance, Jim, FB, Syracuse
5. Choice to Los Angeles Rams
6. Carey, Tony, HB, Notre Dame
- 7a. Gordon, Dick, HB, Michigan State
- 7b. Sutton, Mickey, B, Auburn

(from Washington)

8. Schweda, Brian, T, Kansas
9. Ambrusko, Ken, B, Maryland
10. Murphy, Dennis, T, Florida
11. Cornish, Frank, T, Grambling
12. Cox, Steve, T, South Carolina
13. Daniels, Dave, T, Florida A&M
14. Plvec, Dave, E, Notre Dame
15. Robinson, Art, B, Cal St.-L.A.
16. Pitts, Frank, E, Southern
17. LaFramboise, Tom, QB, Louisville
18. Schwager, Mike, T, Maryland
19. Bobich, Lou, K, Michigan State
20. Kurek, Ralph, FB, Wisconsin

1966 (Nov 27, 1965)

1. Rice, George, T, LSU
2. Brown, Charlie, DB, Syracuse
3. Pickens, Bob, T, Nebraska
- 4a. Jackson, Randy, T, Florida (from PIT)
- 4b. Buffone, Doug, LB, Louisville
5. Choice to Minnesota
- 6a. Brewster, Dennis, T, BYU (from Washington)
- 6b. McRae, Franklin, DT, Tennessee State
7. Myer, Ron, QB, South Dakota State
8. McFalls, Doug, DB, Georgia
9. Greenlee, Fritz, E, Arizona
10. Burnett, Bobby, HB, Arkansas
11. Owens, Terry, E, Jacksonville State
12. Page, Wayne, DE, Clemson
13. Becker, Wayne, T, Montana
14. Buckner, Mike, DB, Northwestern
15. Kollman, Jim, G, Oregon
16. Senkbeil, Lynn, LB, Nebraska
17. Gentry, Curtis, DB, Md-E Shore
18. Kines, Charley, T, Michigan
19. Haberer, Roger, HB, Eastern Illinois
20. Sellers, Goldie, HB, Grambling

1967 (Mar 14)

1. Phillips, Loyd, DE, Arkansas
2. Jones, Bob, DB, San Diego State
3. Lyle, Gary, HB, George Washington
- 4a. Dodd, Al, DB, N'western St. (LA)
- 4b. Greenlee, Tom, DB, Washington (from Los Angeles Rams)
5. Alford, Bruce, K, TCU
- 6a. Carter, Virgil, QB, BYU
- 6b. Kriewald, Doug, G, West Texas State
7. Truitt, John, E, Indiana State
- 8a. Murphy, Roger, E, Northwestern
- 8b. Griffin, Jerry, LB, SMU
9. Cass, Greg, C, Washington
10. Choice to Washington
11. Mayo, Earl, HB, Morgan State
12. Green, Bruce, E, Midland Lutheran
13. Carstens, Kaye, DB, Nebraska
14. Nesbitt, Lynn, G, Wake Forest
15. Oakes, Terry, DE, Cal St.-SF
16. Rogers, Bill, DB, Weber State
17. Myers, Jack, LB, Western State (CO)

1968 (Jan 30-31)

1. Hull, Mike, RB, USC
2. Wallace, Bob, E, Texas-El Paso
- 3a. Hazelton, Major, DB, Florida A&M (from Atlanta)

- 3b. Choice to Dallas
- 4a. Mass, Wayne, T, Clemson
- 4b. Bush, Alan, G, Mississippi (from Los Angeles Rams)
5. Turner, Cecil, FL, Cal Poly-SLO
6. Schmedding, Jim, C, Weber State
7. Holman, Willie, DE, South Carolina St.
8. Bell, Wayne, RB, Lenior-Rhyne
9. Moore, Sam, T, Miss. Valley State
10. Davis, Fred, G, Doane
11. Coady, Rich, TE, Memphis State
12. Valle, Emilio, LB, New Mexico
13. Dearion, Willie, FL, Pr. View A&M
14. Gargus, Harold, DT, New Mexico State
15. Jaeger, Rich, C, Gustavus
16. Murphy, Jim, K, Utah State
17. Layton, Gene, DT, Colorado State

1969 (Jan 28-29)

1. Mayes, Rufus, T, Ohio State
2. Douglass, Bobby, QB, Kansas State
3. Montgomery, Ross, RB, TCU
4. Redmond, Rudy, DB, Pacific
5. Winegardner, Jim, TE, Notre Dame
6. Nicholson, Bill, DE, Stanford
7. Copeland, Ron, FL, UCLA
8. Hubbell, Webb, G, Arkansas
9. Alulise, Joe, RB, Arizona
10. Pearson, Ron, TE/LB, Maryland
11. Campbell, Sam, DT, Iowa State
12. Hale, Dave, DE, Ottawa
13. Quinn, Tom, DB, Notre Dame
14. Ehrig, Ronnie, DB, Texas
15. Coble, Bob, P, Kansas State
16. Slydahir, Dave, G, Purdue
17. Long, Bob, SE, Texas A&M

1970 (Jan 28-28)

1. Choice to Green Bay
2. Choice to Dallas
3. Farmer, George, WR, UCLA
- 4a. Larson, Lynn, T, Kansas State
- 4b. Brupbacher, Ross, LB, Texas A&M (from Los Angeles Rams)
5. Choice to New Orleans
- 6a. Cutbirth, Bobby, QB, Oklahoma State
- 6b. Curchin, Jeff, T, Florida State (from St. Louis)
7. Choice to Philadelphia
8. Stephenson, Dana, DB, Nebraska
9. Cole, Linzy, WR, TCU
10. Holloway, Glen, G, North Texas State
11. Rose, Ted, TE, N Michigan
12. Davis, Butch, DB, Missouri
13. Gunn, Jimmy, DB, USC
14. Morgan, Jim, WR, Henderson State
15. Abraira, Phil, DB, Florida State
16. Heltzer, Bob, G, North Texas State
17. Brunson, Joe, DT, Furman

1971 (Jan 28-29)

1. Moore, Joe, RB, Missouri
- 2a. Harrison, Jim, RB, Missouri (from NO)
- 2b. Ford, Charles, DB, Houston
- 3a. McGee, Tony, DE, Bishop
- 3b. Newton, Bob, T, Nebraska (from Los Angeles Rams)
4. Moore, Jerry, DB, Arkansas



5. Choice to San Francisco
6. Thomas, Earl, TE, Houston (from BUF)
- 7a. Lee, Buddy, QB, LSU
- 7b. Ferris, Dennis, RB, Pittsburgh (from Los Angeles Rams)
8. Weiss, Karl, T, Vanderbilt
9. McClain, Lester, WR, Tennessee
10. Rowden, Larry, LB, Houston
11. Hardy, Cliff, DB, Michigan State
12. Booras, Steve, DE, Mesa J.C.
13. Nicholas, Ed, T, N Carolina State
14. Lewis, Willie, RB, Arizona
15. Maciejowski, Ron, QB, Ohio State
16. Bailey, Sid, DE, Texas-Arlington
17. Garganes, Ray, LB, Millersville

1972 (Feb 1-2)

- 1a. Antoine, Lionel, T, Southern Illinois (from New York Giants)
- 1b. Clemons, Craig, DB, Iowa
2. Choice to Philadelphia
3. Musso, Johnny, RB, Alabama
4. Choice to Los Angeles Rams
5. Parsons, Bob, TE, Penn State
- 6a. Pifferini, Bob, LB, UCLA (from CIN)
- 6b. Choice to Green Bay
- 7a. Fassel, Jim, QB, Long Beach State
- 7b. Osborne, Jim, DT, Southern (from Dallas)
8. Wirtz, Ralph, WR, North Dakota State
9. Horton, Larry, DE, Iowa
10. Turnbull, Jack, C, Oregon State
11. Wimberly, Ed, DB, Jackson State
12. Neill, Doug, RB, Texas A&M
13. Rood, Jay, T, South Dakota-S'field
14. Brown, Bob, WR, Rice
15. Lawson, Roger, RB, W Michigan
16. McKinney, Bill, LB, West Texas State
17. Dickinson, LeVerne, DB, Southern

1973 (Jan 30-31)

1. Chambers, Wally, DE, E. Kentucky
- 2a. Huff, Gary, QB, Florida State
- 2b. Hrivnak, Gary, DT, Purdue (from DAL)
3. Choice to Detroit
4. Choice to Baltimore
- 5a. Ellis, Allan, DB, UCLA (from PHI)
- 5b. Choice to San Francisco
6. Creaney, Mike, C, Notre Dame
7. Choice to Los Angeles Rams
8. Graham, Conrad, DB, Tennessee
9. Deutsch, Mike, RB, North Dakota
10. Barry, Bill, WR, Mississippi
11. Seigler, Ed, K, Clemson
12. Griffin, Mike, G, Arkansas
13. Cieszkowski, John, RB, Notre Dame
14. Juenger, Dave, WR, Ohio University
15. Rives, Don, LB, Texas Tech
16. Hart, Bill, C, Michigan
17. Roach, Larry, DB, Oklahoma

1974 (Jan 29-30)

- 1a. Bryant, Waymond, LB, Tennessee St.
- 1b. Gallagher, Dave, DL, Michigan (from Washington)
2. Choice to New England
- 3a. Wheeler, Wayne, WR, Alabama (from San Diego)
- 3b. Horton, Greg, G/T, Colorado
- 3c. Taylor, Cliff, RB, Memphis State (from New England)
4. Choice to Pittsburgh
5. Choice to Philadelphia
6. Choice to Green Bay
7. Ettinger, Jack, WR, Arkansas
- 8a. Chadwick, Alan, QB, E. Tennessee St.
- 8b. Grandberry, Ken, RB, Washington (from New England)
9. Choice to Miami
10. Choice to Cleveland
11. Hodgins, Norm, DB, LSU
12. Sevy, Jeff, DT, California
13. Barnes, Joe, QB, Texas Tech
14. Vellano, Paul, DT, Maryland
15. Alexander, Oliver, TE, Grambling
16. Geist, Randy, DB, Colorado
17. Holland, Craig, QB, Texas-Arlington

1975 (Jan 28-29)

1. Payton, Walter, RB, Jackson State
2. Hartenstine, Mike, DE, Penn State
3. Choice to Baltimore
4. Livers, Virgil, DB, Western Kentucky
- 5a. Choice to Washington
- 5b. Sorey, Revie, G, Illinois (from NO)
- 6a. Avellini, Bob, QB, Maryland
- 6b. Hicks, Tom, LB, Illinois (from Los Angeles Rams)
- 7a. Choice to Baltimore
- 7b. Douthitt, Earl, DB, Iowa (from WAS)
- 8a. Choice to Baltimore through Denver
- 8b. Harris, Joe, LB, Georgia Tech (from New England)
9. Stillwell, Roger, DT, Stanford
- 10a. Choice to Miami
- 10b. Julius, Mike, G, St. Thomas (MN) (from Los Angeles Rams)
11. Dean, Mike, K, Texas
12. Plank, Doug, DB, Ohio State
13. McDaniel, Charles, RB, La. Tech
14. Hartfield, Walter, RB, SW Texas State
15. Marcantonio, Steve, WR, Miami (FL)
16. Beckman, Witt, WR, Miami (FL)
17. Harper, Roland, RB, Louisiana Tech

1976 (Apr 8-9)

- 1a. Lick, Dennis, T, Wisconsin (from GB)
- 1b. Choice to Detroit
2. Choice to Pittsburgh
- 3a. Baschnagel, Brian, WR, Ohio State (from New England)
- 3b. Choice to Detroit
- 4a. Sciarra, John, DB, UCLA
- 4b. Rhodes, Wayne, DB, Alabama (from Detroit)
5. Choice to Baltimore
- 6a. Jiggetts, Dan, T, Harvard (from CLE)

- 6b. Choice forfeited
7. Muckensturm, Jerry, LB, Arkansas St.
8. Choice to Oakland
9. Choice to Philadelphia
10. Choice to Washington
11. Andersen, Norm, WR, UCLA
12. O'Leary, John, RB, Nebraska
13. Kasowski, Dale, RB, North Dakota
14. Cule, Ron, RB, Oregon State
15. Meyers, Jerry, DT, Northern Illinois
16. Parker, Ronald, TE, TCU
17. Malham, Mike, LB, Arkansas State

1977 (May 3-4)

1. Albrecht, Ted, T, California
2. Spivey, Mike, DB, Colorado
- 3a. Earl, Robin, RB, Washington (from New York Giants)
- 3b. Choice to Miami
4. Choice to Pittsburgh
5. Choice to Oakland
- 6a. Evans, Vince, QB, USC (from TB)
- 6b. Choice to Philadelphia
7. Butler, Gerald, WR, Nicholls St.
8. Choice to New York Jets
9. Buonamici, Nick, DT, Ohio State
10. Breckner, Dennis, DE, Miami (FL)
11. Zelencik, Connie, C, Purdue
12. Irvin, Terry, DB, Jackson State

1978 (May 2-3)

1. Choice to LA Rams
2. Choice to San Francisco
3. Shearer, Brad, DT, Texas
4. Choice to Kansas City
5. Choice to Cincinnati
- 6a. Skibinski, John, RB, Purdue (from KC)
- 6b. Ilermia, Mekeli, DE, BYU
7. Jones, Herman, WR, Ohio State
8. Freitas, George, TE, California
9. Martin, Mike, LB, Kentucky
10. Zambiasi, Ben, LB, Georgia
11. Underwood, Walt, DE, USC
12. Sibley, Lew, LB, LSU

1979 (May 3-4)

- 1a. Hampton, Dan, DT, Arkansas (from Tampa Bay)
- 1b. Harris, Al, DE, Arizona State
2. Watts, Rickey, WR, Tulsa
3. McClendon, Willie, RB, Georgia
4. Choice to Cincinnati
5. Choice to Dallas
6. Sullivan, John, LB, Illinois
7. Kunz, Lee, LB, Nebraska
8. Moss, Rick, DB, Purdue
9. Heavens, Jerome, RB, Notre Dame
10. Restic, Joe, DB, Notre Dame
11. Wright, Bob, T, Cincinnati
12. Becker, Dave, DB, Iowa

CHICAGO BEARS YEAR-BY-YEAR DRAFT PICKS

1980 (Apr 29-30)

1. Wilson, Otis, LB, Louisville
2. Suhey, Matt, RB, Penn State
3. Choice to Dallas
4. Thompson, Arland, G, Baylor
5. Tabor, Paul, C, Oklahoma
6. Guess, Mike, DB, Ohio State
7. Tolbert, Emanuel, WR, SMU
8. Clark, Randy, G, Northern Illinois
9. Schonert, Turk, QB, Stanford
10. Stephens, Willie, DB, Texas Tech
11. Judge, Chris, DB, TCU
12. Fisher, Robert, TE, SMU

1981 (Apr 28-29)

1. Van Horne, Keith, T, USC
- 2a. Singletary, Mike, LB, Baylor (from SF)
- 2b. Choice to San Francisco
3. Margerum, Ken, WR, Stanford
4. Bell, Todd, DB, Ohio State
5. Choice to San Francisco
6. Henderson, Reuben, DB, So. Dak St.
7. Fisher, Jeff, DB, USC
8. Zetke, Scott, DT, Notre Dame
9. Ditta, Frank, G, Baylor
10. Clifford, Tim, QB, Indiana
11. Johnson, Lonnie, RB, Indiana
12. Shupryt, Bob, LB, New Mexico

1982 (Apr 27-28)

1. McMahon, Jim, QB, BYU
2. Choice to Tampa Bay
3. Wrightman, Tim, TE, UCLA
4. Gentry, Dennis, RB, Baylor
- 5a. Hartnett, Perry, G, SMU
- 5b. Tabron, Dennis, DB, Duke (from SD)
6. Becker, Kurt, G, Michigan
7. Waechter, Henry, DT, Nebraska
8. Doergel, Jerry, T, Wisconsin
9. Hatchett, Mike, DB, Texas
10. Turner, Joe, DB, USC
11. Boliaux, Guy, LB, Wisconsin
12. Young, Ricky, LB, Oklahoma State

1983 (Apr 26-27)

- 1a. Covert, Jim, T, Pittsburg
- 1b. Gault, Willie, WR, Tennessee (from Tampa Bay)
2. Richardson, Mike, DB, Arizona State
3. Duerson, Dave, DB, Notre Dame
- 4a. Thayer, Tom, C, Notre Dame
- 4b. Dunsmore, Pat, TE, Drake (from SD)
5. Choice to New England
6. Choice to Cleveland
7. Choice to Cleveland
- 8a. Dent, Richard, DE, Tennessee State
- 8b. Bortz, Mark, DT, Iowa (from SD)
- 9a. Fada, Rob, G, Pittsburgh
- 9b. Zavagnin, Mark, LB, Notre Dame (from Cleveland)
10. Hutchison, Anthony, RB, Texas Tech
11. Worthy, Gary, RB, Wilmington
- 12a. Williams, Oliver, WR, Illinois (from SF)
- 12b. Choice to San Diego

1984 (May 1-2)

1. Marshall, Wilber, LB, Florida
2. Rivera, Ron, LB, California
3. Humphries, Stefan, G, Michigan
4. Andrews, Tom, G, Louisville
5. Choice to Washington
6. Choice to Dallas
7. Robertson, Nakita, RB, Cent. Arkansas
8. Anderson, Brad, WR, Arizona
- 9a. Choice to San Francisco
- 9b. Casale, Mark, QB, Montclair State (from Cleveland)
- 10a. Vestman, Kurt, TE, Idaho
- 10b. Gayle, Shaun, DB, Ohio State (from Cleveland)
- 11a. Choice to LA Rams
- 11b. Butkus, Mark, DT, Illinois (from CLE)
- 12a. Choice to Miami
- 12b. Jordan, Donald, RB, Houston (from Cleveland)

1985 (Apr 30 - May 1)

1. Perry, William, DT, Clemson
2. Phillips, Reggie, DB, SMU
3. Maness, James, WR, TCU
4. Butler, Kevin, K, Georgia
5. Choice to New York Jets
6. Choice to LA Rams
7. Bennett, Charles, DE, SW Louisiana
8. Buxton, Steve, T, Indiana State
9. Sanders, Thomas, RB, Texas A&M
10. Coryatt, Pat, DT, Baylor
11. Morrissey, Jim, LB, Michigan State
12. Choice to San Diego

1986 (Apr 29-30)

1. Anderson, Neal, RB, Florida
2. Jackson, Vestee, DB, Washington
3. Williams, David, WR, Illinois
4. Blair, Paul, T, Oklahoma State
5. Barnes, Lew, WR, Oregon
6. Powell, Jeff, RB, Tennessee
7. Jones, Bruce, DB, North Alabama
8. Douglass, Maurice, DB, Kentucky
9. Teltschik, John, P, Texas
10. Hundley, Barton, DB, Kansas State
11. Kozlowski, Glen, WR, BYU
12. Choice to San Diego

1987 (Apr 28-29)

1. Harbaugh, Jim, QB, Michigan
2. Morris, Ron, WR, SMU
3. Choice to Cleveland through LA Rams for Doug Flutie
- 4a. Smith, Sean, DE, Grambling (from Los Angeles Rams)
- 4b. Choice to LA Raiders
- 5a. Bryan, Steve, DE, Oklahoma (from Houston)
- 5b. Johnson, Will, LB/DE, NE Louisiana
- 6a. Adickes, John, C, Baylor (from Los Angeles Raiders)
- 6b. Choice to Los Angeles Rams
7. Harris, Archie, T, William & Mary
8. Miglazzo, Paul, LB, Oklahoma
9. Heimuli, Lakei, FB, BYU

10. Chapura, Dick, DT, Missouri
11. Jessie, Tim, RB, Auburn
12. Jeffries, Eric, DB, Texas

1988 (Apr 24-25)

- 1a. Muster, Brad, FB, Stanford
- 1b. Davis, Wendell, WR, LSU (from WAS for Wilber Marshall)
2. Jones, Dante, LB, Oklahoma
3. Jarvis, Ralph, DE, Temple
4. Thornton, Jim, TE, Cal. St.-Fullerton
5. Johnson, Troy, LB, Oklahoma
6. Stinson, Lemuel, CB, Texas Tech
7. Rentie, Caesar, T, Oklahoma
- 8a. Tate, David, S, Colorado (from NE for Doug Flutie)
- 8b. Reed, Harvey, RB, Howard
9. Magee, Rogie, WR, LSU
10. Porter, Joel, T, Baylor
11. Forch, Steve, LB, Nebraska
12. Clark, Greg, LB, Arizona State

1989 (Apr 23-24)

- 1a. Woolford, Donnell, DB, Clemson (from LA Raiders for Willie Gault)
- 1b. Armstrong, Trace, DE, Florida (from WAS for Wilber Marshall)
- 1c. (To Miami for Dolphins' 2nd and 3rd-round picks)
- 2a. Roper, John, LB, Texas A&M (from MIA for CHI first-round pick)
- 2b. Zawatsow, Dave, T, California
- 3a. Fontenot, Jerry, C, Texas A&M (from MIA for CHI first-round pick)
- 3b. Choice to Philadelphia
- 4a. Paul, Markus, S, Syracuse (from LA Raiders for fourth- and sixth-rounders)
- 4b. Choice to WAS through LA Raiders
- 5a. Green, Mark, RB, Notre Dame (from Philadelphia)
- 5b. Gilbert, Greg, LB, Alabama
6. Choice to LA Raid with CHI fourth for Raiders' fourth
- 7a. Brothers, Richard, S, Arkansas (from Philadelphia)
- 7b. Snyder, Brent, QB, Utah State
- 8a. Woods, Tony, DT, Oklahoma (from Philadelphia)
- 8b. Dyko, Chris, T, Washington State
- 9a. Harper, LaSalle, LB, Arkansas (from Philadelphia)
- 9b. Sanders, Byron, RB, Northwestern
- 10a. Millikan, Todd, TE, Nebraska (from Philadelphia)
- 10b. Simpson, John, WR, Baylor
- 11a. Nelms, Joe, DT, California (from Philadelphia)
- 11b. Streeter, George, S, Notre Dame
- 12a. Weygand, Freddy, WR, Auburn (from Philadelphia)
- 12b. Phillips, Anthony, G, Oklahoma



1990 (Apr 22-23)

1. Carrier, Mark, S, USC
- 2a. Washington, Fred, DT, TCU
- 2b. Cox, Ron, LB, Fresno State
(from SD in McMahon trade)
- 3a. Ryan, Tim, DT, USC
- 3b. Willis, Peter Tom, QB, Florida State
(from Raiders in Willie Gault trade)
4. Moss, Tony, WR, LSU
5. Chaffey, Pat, FB, Oregon State
6. Mangum, John, DB, Alabama
- 7a. Choice to LA Raiders
- 7b. Anderson, Bill, C, Iowa
(from Raiders for CHI seventh-round pick)
8. Rouse, James, RB, Arkansas
9. Bailey, Johnny, RB, Texas A&M
10. Price, Terry, DT, Texas A&M
- 11a. White, Brent, DE, Michigan
- 11b. Malusz, Roman, T, Pittsburgh
(from Raiders for CHI seventh-round pick)
12. Cooney, Anthony, DB, Arkansas

1991 (Apr 21-22)

1. Thomas, Stan, T, Texas
2. Zorich, Chris, DT, Notre Dame
3. Gardocki, Chris, P/K, Clemson
4. Johnson, Joe, CB, NC State
5. Morgan, Anthony, WR, Tennessee
6. Lewis, Darren, RB, Texas A&M
7. Justin, Paul, QB, Arizona State
8. Horton, Larry, DB, Texas A&M
9. Stonebreaker, Michael, LB, Notre Dame
10. Backes, Tom, DE, Oklahoma
11. Long, Stacy, G, Clemson
12. Cook, John, DT, Washington

1992 (Apr 26-27)

1. Spellman, Alonzo, DT, Ohio State
2. Auzenne, Troy, T, California
3. Lincoln, Jeremy, CB, Tennessee
4. Furrer, Will, QB, Virginia Tech
5. Harrison, Todd, TE, NC State
6. Berry, Mark, DB, Texas
7. Brown III, John, WR, Houston
8. (Choice to NYJ on 8/18/91 for Ron Mattes)
9. Jurkovic, Mirko, G, Notre Dame
10. Fisher, Nikki, FB, Virginia
11. Age, Louis, T, SW Louisiana
12. Wilson, Chris, LB, Oklahoma

1993 (Apr 25-26)

1. Conway, Curtis, WR/KR, USC
2. Simpson, Carl, DT, Florida State
3. Gedney, Chris, TE, Syracuse
- 4a. Choice to Indianapolis for fourth- and sixth-round picks
- 4b. Perry, Todd, G, Kentucky (from CLE in Jay Hilgenberg trade)
- 4c. Baker, Myron, LB, La. Tech (from IND)
- 4d. Fontenot, Al, DE, Baylor
(from GB for CHI 5th and 6th from IND)

5. (Traded with 6th-round pick to GB for 4th-round)
6. Hoffmann, Dave, MLB, Washington
7. Johnson, Keshon, CB, Arizona
8. (To Seattle for restricted free agent Joe Cain)

1994 (Apr 24-25)

1. Thierry, John, DE, Alcorn State
2. Spears, Marcus, T, NW St. (LA)
3. Flanigan, Jim, DT, Notre Dame
4. Harris, Raymont, FB, Ohio State
5. (from Dallas on 8/17/93 with V. Smith and Minter for Roper, Blackwell, and Paul; traded to Pittsburgh 10/19/93 for Tim Worley)
6. Hill, Lloyd, WR, Texas Tech
7. Collier, Dennis, S, Colorado

1995 (Apr 22-23)

1. Salaam, Rashaan, RB, Colorado
- 2a. Riley, Pat, DL, Miami (FL)
- 2b. Sauerbrun, Todd, P, West Virginia
(from Miami on 4/4/95 for Trace Armstrong)
- 3a. Harris, Sean, LB, Arizona
- 3b. Pilgrim, Evan, G, BYU
(from Miami for Trace Armstrong)
4. Jackson, Jack, WR, Florida
5. (To Pittsburgh on 4/29/94 in exchange for Jeff Graham)
- 6a. Gales, Kenny, CB, Wisconsin
- 6b. Reeves, Carl, DE, North Carolina St.
(from Dallas 8/17/93)
7. Cox, Jamal, LB, Georgia Tech

1996 (Apr 20-21)

- 1a. Harris, Walt, CB, Miss. St. (from STL)
- 1b. (To STL with third- and sixth-round picks for first-round pick)
2. Ingram, Bobby, WR, Penn St.
3. (Traded to STL with CHI first- and sixth-round picks)
4. Grasmanis, Paul, DT, Notre Dame
5. Villarrial, Chris, C/G, Indiana (PA)
- 6a. Clark, Jon, T Temple
- 6b. (To STL - CHI got pick from DAL in Jim Schwantz trade 8/28/94)
- 7a. Keyes, Marcus, DT, North Alabama
- 7b. Hicks, Michael, RB, So. Car. State
(Compensatory pick)

1997 (Apr 19-20)

1. (To SEA for QB Rick Mirer and 1997 4th round pick)
2. Allred, John, TE, USC
(From St. Louis for 1997 2nd and 6th round picks)
3. Sapp, Bob, G, Washington
- 4a. Autry, Darnell, RB, Northwestern
(From Seattle in Mirer trade)
- 4b. Robinson, Marcus, WR, So. Carolina
5. Hiles, Van, S, Kentucky
- 6a. (To STL in 1997 2nd round pick swap)
- 6b. Swayda, Shawn, DE, Arizona State
(Compensatory pick)

- 6c. Parker, Ricky, S, San Diego State
(Compensatory pick)
- 6d. Hogans, Richard, LB, Memphis
(Compensatory pick)
- 7a. Milano, Mike, DT, SW Mo. State
- 7b. Thomas, Marvin, DE, Memphis
(Compensatory pick)

1998 (Apr 18-19)

1. Enis, Curtis, RB, Penn State
2. Parrish, Tony, S, Washington
3. Kreutz, Olin, C-G, Washington
4. Mayes, Alonzo, TE, Oklahoma State
5. (Pick traded to Kansas City for WR Chris Penn)
- 6a. Draft, Chris, LB, Stanford
- 6b. Mannelly, Patrick, T, Duke
(Compensatory pick)
- 7a. (Pick traded to Jacksonville for OL Jimmy Herndon)
- 7b. Overhauser, Chad, G, UCLA
(Pick from SF for LB Anthony Peterson)
- 7c. Moreno, Moses, QB, Colorado State
(Compensatory pick)

1999 (Apr 17-18)

- 1a. (To WAS for first-, third-, fourth- and fifth-round picks and a third-round pick in 2000)
- 1b. McNown Cade, QB, UCLA
(from Washington)
- 2a. (To WAS for second- and fifth-round picks)
- 2b. (To OAK with fourth-round for second-, third- and fourth-round picks)
- 2c. Davis, Russell, DL, North Carolina
(from Oakland)
- 3a. Tucker, Rex, OL, Texas A&M
- 3b. Bates, D'Wayne, WR, Northwestern
(from Washington)
- 3c. Booker, Marty, WR, NW Louisiana
(from Oakland)
- 4a. Holdman, Warrick, LB, Texas A&M
(from Washington)
- 4b. Colvin, Roosevelt, DE, Purdue
(from Oakland)
- 5a. (To San Diego in 6/98 for Sean Lee)
- 5b. Wisne, Jerry, OL, Notre Dame
(from Washington)
- 5c. Samuel, Khari, LB, UMass
(from Washington)
- 5d. Azumah, Jerry, CB, New Hampshire
(from Kansas City)
- 6a. (To Cleveland for sixth- and seventh-round picks)
- 6b. Cook, Rashard, S, USC
(from Cleveland)
- 7a. (To Cleveland for two seventh-round picks)
- 7b. (To Green Bay for Glyn Milburn)
- 7c. Sanford, Sulecio, WR, Mid. Tenn. St.
(from Cleveland)
- 7d. Finn, Jim, FB, Pennsylvania
(from Cleveland)

CHICAGO BEARS YEAR-BY-YEAR DRAFT PICKS

2000 (Apr 15-16)

1. Urlacher, Brian, LB, New Mexico
2. Brown, Mike, S, Nebraska
- 3a. White, Dez, WR, Georgia Tech
- 3b. Lyman, Dustin, TE, Wake Forest (from Washington)
- 4a. (to STL for fourth-, fifth- and seventh-round picks)
- 4b. Austin, Reggie, CB, Wake Forest (from St. Louis)
- 5a. (to New Orleans for WR Eddie Kennison)
- 5b. (to San Francisco for sixth- and seventh-round picks)
- 6a. Murphy, Frank, RB, Kansas State (from San Francisco)
- 6b. Edinger, Paul, K, Michigan State
- 7a. (to Cleveland with another seventh for three seventh-rounders)
- 7b. (to Tennessee for LB Lemanski Hall)
- 7c. Cotton, James, DE, Ohio State (from Cleveland)
- 7d. (to Miami for P Brent Bartholomew)
- 7e. Green, Michael, S, NW ST. (LA) (from Cleveland)

2001 (Apr 21-22)

1. Terrell, David, WR, Michigan
2. Thomas, Anthony, RB, Michigan
3. Gandy, Mike, OG, Notre Dame
4. Riley, Karon, DE, Minnesota
5. Robertson, Bernard, OG, Tulane
6. (to SF for DB R.W. McQuarters)
7. Capel, John, WR, Florida

2002 (Apr 20-21)

1. Colombo, Marc, OT, Boston College
2. (To Dallas)
- 3a. Williams, Roosevelt, CB, Tuskegee (from Dallas)
- 3b. Metcalf, Terrence, T-G, Mississippi
4. Brown, Alex, DE, Florida
- 5a. Gray, Bobby, SS, Louisiana Tech (from Dallas)
- 5b. Knight, Bryan, LB, Pittsburgh
- 6a. Peterson, Adrian, RB, Ga. Southern (from Miami)
- 6b. Elliott, Jamin, WR, Delaware
- 6c. Fletcher, Bryan, TE, UCLA (Compensatory)
7. (To Miami)

2003 (Apr 26-27)

- 1a. Haynes, Michael, DE, Penn State (from New England through Buffalo)
- 1b. Grossman, Rex, QB, Florida (from NY Jets)
2. Tillman, Charles, CB, La.-Lafayette
3. Briggs, Lance, LB, Arizona
- 4a. Johnson, Todd, FS, Florida
- 4b. Scott, Ian, DT, Florida (from NY Jets)
- 5a. Wade, Bobby, WR, Arizona
- 5b. Gage, Justin, WR, Missouri (from Jacksonville)
- 5c. LaFavor, Tron, DT, Florida (Compensatory)

- 6a. Odom, Joe, LB, Purdue (from Miami)
- 6b. Forsey, Brock, RB, Boise State (Compensatory)
7. Anderson, Bryan, G, Pittsburgh (Compensatory)

2004 (Apr 24-25)

1. Harris, Tommie, DT, Oklahoma
2. Johnson, Tank, DT, Washington
3. Berrian, Bernard, WR, Fresno State
- 4a. Vasher, Nathan, CB, Texas
- 4b. Joe, Leon, LB, Maryland (from SF)
- 5a. Harriott, Claude, DE, Pittsburgh (from San Francisco)
- 5b. Krenzel, Craig, QB, Ohio State
6. (to Washington for FB Bryan Johnson)
7. Marshall, Alfonso, CB, Miami (FL)

2005 (Apr 23-24)

1. Benson, Cedric, RB, Texas
2. Bradley, Mark, WR, Oklahoma
3. (to Miami for DE Adewale Ogunleye)
4. Orion, Kyle, QB, Purdue
5. Currie, Airese, WR, Clemson
6. Harris, Chris, S, Louisiana-Monroe
7. Wilson, Rodriques, LB, South Carolina

2006 (Apr 29-30)

1. (to Buffalo for second and third-round picks)
- 2a. Manning, Danieal, S, Ab. Christian (from Buffalo)
- 2b. Hester, Devin, CB, Miami (FL)
- 3a. Dvoracek, Dusty, DT, Oklahoma (from Buffalo)
- 3b. (to Carolina for CB Ricky Manning, Jr.)
4. Williams, Jamar, LB, Arizona State
5. Anderson, Mark, DE, Alabama
- 6a. Runnels, J.D., FB, Oklahoma
- 6b. Reed, Tyler, G, Penn State (from Seattle)
7. (to Miami for LB Brendon Ayanbadejo)

2007 (Apr 28-29)

1. Olsen, Greg, TE, Miami (FL)
- 2a. (to San Diego from Washington through NY Jets)
- 2b. Bazuin, Dan, DE, Central Michigan (from SD)
- 2c. (to Green Bay from NY Jets for RB Thomas Jones)
- 3a. Wolfe, Garrett, RB, Northern Illinois (from SD)
- 3b. Okwo, Michael, LB, Stanford
4. Beekman, Josh, G, Boston College
- 5a. Payne, Kevin, S, Louisiana-Monroe (from SD)
- 5b. Graham, Corey, DB, New Hampshire
6. (to Washington for S Adam Archuleta)
- 7a. McBride, Trumaine, CB, Mississippi (from SF through CLE)
- 7b. Brant, Aaron, T, Iowa State

2008 (Apr 26-27)

1. Williams, Chris, OT, Vanderbilt
2. Forté, Matt, RB, Tulane

- 3a. Bennett, Earl, WR, Vanderbilt (from San Francisco)
- 3b. (to San Francisco)
- 3c. Harrison, Marcus, DT, Arkansas (from San Diego)
- 4a. (to Miami)
- 4b. Steltz, Craig, S, LSU (from TB)
- 5a. Bowman, Zackary, CB, Nebraska (from Carolina)
- 5b. (to Dallas through Buffalo and Jacksonville)
- 5c. Davis, Kellen, TE, Michigan State (from SEA through JAX and TB)
6. (to Tampa Bay)
- 7a. Baldwin, Ervin, DE, Mich. State (from Miami)
- 7b. Adams, Chester, G, Georgia
- 7c. LaRocque, Joey, LB, Oregon State (Compensatory)
- 7d. Barton, Kirk, T, Ohio State (Compensatory)
- 7e. Monk, Marcus, WR, Arkansas (Compensatory)

2009 (Apr 26-27)

1. (to Denver for QB Jay Cutler)
2. (to Seattle)
- 3a. (to Denver for QB Jay Cutler)
- 3b. Gilbert, Jarrod, DT, San Jose State (from Seattle)
- 3c. Iglesias, Jaquain, WR, Oklahoma (Compensatory)
- 4a. Melton, Henry, DE, Texas (from Seattle)
- 4b. Moore, D.J., CB, Vanderbilt
- 5a. Knox, Johnny, WR, Ab. Christian (from Denver via Seattle)
- 5b. Freeman, Marcus, LB, Ohio State
6. Afalava, Al, S, Oregon State
- 7a. (to TB for G Dan Bueining)
- 7b. Louis, Lance, TE, San Diego State (Compensatory)
- 7c. Kinder, Derek, WR, Pittsburgh (Compensatory)

2010 (Apr 22-24)

1. (to Denver for QB Jay Cutler)
2. (to Tampa Bay for DE Gaines Adams)
3. Wright, Major, S, Florida
4. Wootton, Corey, DE, Northwestern
5. Moore, Joshua, CB, Kansas State
6. LeFevour, Dan, QB, Central Mich.
7. Webb, J'Marcus, T, West Texas A&M

2011 (Apr 28-30)

1. Carimi, Gabe, T, Wisconsin
- 2a. Paea, Stephen, DT, Oregon State
- 2b. (to Washington for 2nd & 4th rd. picks)
3. Conte, Chris, S, California
4. (to Washington)
5. Enderle, Nathan, QB, Idaho
6. Thomas, J.T., LB, West Virginia
7. Unga, Harvey, RB, BYU (selected in 2010 Supplemental Draft)



This is a list of the jersey numbers and the players who wore them in the regular season (not pre-season or training camp!). The Bears are trying to update this to represent the years they wore the number (as opposed to the years they played with the Bears). If you have information, please write to: Bears PR, 1920 Football Drive, Lake Forest, IL 60045. Special thanks to Dallas Himm and Bob Wolf who helped compile this list.

1

Jim Conzelman (1920)
Jake Lanum (1920-24)
Oscar Johnson (1924)
Paddy Driscoll (1926-29)
Lee Artoe (1945)
Jeff Jaeger (1996-99)

2

Ed Sternaman (1920-27)
Joe LeFleur (1922-25)
Ralph King (1925)
Link Lyman (1926-34)
Dick Nesbitt (1930-33)
Bill Pollock (1935-36)
Gary Famiglietti (1938-45)
Doug Flutie (1986)
Will Furrer (1992)
Mike Horan (1998)
Paul Edinger (2000-04)

3

Robert Koehler (1920-21)
Clifford Ashburn (1930)
Bronko Nagurski (1930-37; 43)
Albert Johnson (1938)
Lewis Hamity (1941)
Dante Magnani (1943, 46, 49)
Jim Fordham (1944-45)
Eddie Allen (1947)
Wally Dreyer (1949)
RETIRED FOR NAGURSKI

4

Pard Pearce (1920-22)
Johnny Bryan (1922-25)
Joe Sternaman (1922-29)
Keith Molesworth (1931-38)
Reino Nori (1938)
Henry Clarke (1940-43)
Dante Magnani (1943, 46, 49)
Frank Maznicki (1942)
Tip Mooney (1944-46)
Nick Sacrinty (1947)
John Roveto (1982)
Steve Fuller (1984-87)

Jim Harbaugh (1988-93)
Steve Walsh (1994-95)
Moses Moreno (1998)
Brad Maynard (2001-10)

5

Charley Dressen (1920)
Ken Huffine (1921)
Carl Hanke (1922)
George Bolan (1921-24)
Laurie Walquist (1922-31)
Bill Buckler (1926-31)
George Corbett (1932-38)
Anton Stolfa (1939)
Robert MacLeod (1939-40)
George McAfee (1940-50)
Billy Stone (1951-54)
RETIRED FOR MCAFEE

6

Sid Gepford (1920)
Jim Kendricks (1924)
Hec Garvey (1922-25)
Bill Senn (1926-31)
Bernie Leahy (1932)
Gene Ronzani (1933-40)
John Siegal (1939-43)
Don Kindt (1947-56)
Hans Nielsen (1981)
Kevin Butler (1985-95)
Jay Cutler (2009-10)

7

George Halas (1920-29)
Joseph Lintzenich (1930-31)
John Sisk (1932-36)
Ernest Rentner (1936-37)
John Oelerich (1938)
Edgar Manske (1938-40)
Bill Geyer (1942)
Ed Sprinkle (1944-55)
John Huarte (1972)
Bob Avellini (1975-84)
RETIRED FOR HALAS

8

Leo Johnson (1920)
Pete Stinchcomb (1921-22)
Johnny Bryan (1922-25)
Roy White (1923-27)
Carl Brumbaugh (1930-37)
Al Moore (1932)
George Grosvenor (1935-36)
Charles Heileman (1939)
Hugh Gallarneau (1941-45)
Dante Magnani (1943, 46, 49)
Bill Glenn (1944-45)
James Canady (1948-49)
Vince Evans (1977-83)

Maury Buford (1985-86, 89-91)
Mike Hohensee (1987)
Pat O'Neill (1995)
Carlos Huerta (1996)
Cade McNown (1999-2000)
Rex Grossman (2003-08)

9

Johnny Bryan (1922-25)
Roy White (1923-27)
Clifford Lemon (1926)
Walter Holmer (1929-30)
Paul Franklin (1930-34)
John Bettridge (1937)
Ray Buivid (1937-38)
Bill Osmanski (1939-45)
Dick Flanagan (1948-49)
Bob Williams (1951-53)
William Wade (1961-66)
Virgil Carter (1977)
John Roveto (1981)
Jim McMahon (1982-88)
Shane Matthews (1993-96, 99-01)
Chad Hutchinson (2004)
Robbie Gould (2005-10)

10

Burt Ingwersen (1920-21)
Gus Fetz (1923)
Oscar Johnson (1924)
Milton Romney (1925-29)
Leland Elmes (1929)
Leo Jenvold (1931)
Jack Manders (1933-40)
Arthur Buss (1934-35)
John Petty (1942)
Noah Mullins (1946-49)
Al Campana (1950-53)
Tom O'Connell (1953)
Rudy Bukich (1963-68)
Bobby Douglass (1970-76)
John Duvic (1987)
Peter Tom Willis (1990-93)
Anthony Brooks (1993-94)
Mark Butterfield (1996)
Jaret Holmes (1999)
Louie Aguiar (2000)
Henry Burris (2002)
Kordell Stewart (2003)
Doug Brien (2005)
Richmond McGee (2009)
Todd Collins (2010)

CHICAGO BEARS ALL-TIME JERSEY NUMBERS

11

Andy Feichtinger (1920-21)
Oscar Knop (1923-28)
Leland Elmes (1929)
Lennon Blackman (1930)
Link Lyman (1926-34)
Harold Ely (1932)
John Doebling (1932-37)
Clifford Hansen (1933)
Arthur Buss (1934-35)
Joe Maniaci (1938-42)
Frank Morris (1942)
Bill Geyer (1943, 46)
Russ Reader (1947)
Fred Evans (1948)
Julie Rykovich (1949-51)
Jim Haluska (1956)
Jack Concannon (1967-71)
Virgil Carter (1976)
Greg Landry (1984)
Kevin Brown (1987)
Brian Gowins (1999)
Mark Hartsell (2000)
Jeff Blake (2005)

12

Jerry Jones (1920-21)
Lou Usher (1920)
Abe Yourist (1923)
Link Lyman (1926-34)
John Ryan (1929)
Frank Sullivan (1935-39)
Anton Stolla (1939)
Harold Lahar (1941-43)
Jim Benton (1943)
Abe Croft (1944-45)
Walter Lamb (1946)
Steve Romanik (1950-53)
Zeke Bratkowski (1954-59)
Dick Norman (1961-62)
Larry Rakestraw (1964-67)
Rusty Lisch (1984)
Steve Bradley (1987)
Erik Kramer (1994-98)
Brent Bartholomew (2000)
Chris Chandler (2002-03)
Jonathan Quinn (2004)
Justin Gage (2005-06)
Caleb Hanie (2009-10)

13

Guy Chamberlin (1920-21)
George Trafton (1920-32)
Joe Stydahar (1936-46)
Monte Merkel (1942-43)
Jake Sweeney (1944)
Frank Ramsey (1945)
Bob Snyder (1945)

Thurman Garrett (1947-48)
Jack Dugger (1949)
Rick Mirer (1997)
Johnny Knox (2009-10)

14

Kile MacWherter (1920)
JR Taylor (1921-22)
Fred Larson (1922)
Link Lyman (1926-34)
Harold Cunningham (1929)
Frank Don Pauley (1930)
Lloyd Burdick (1931-32)
Fred Crawford (1934-35)
Dick Plasman (1937-41, 44)
Chuck Drulis (1942)
George Zorich (1944-46)
Ed Cifers (1947-48)
Wayne Hansen (1950-59)
Willie Thrower (1953)
Ken Gorgal (1955-56)
Rudy Bukich (1958-59, 62)
Bobby Douglass (1969)
Buddy Lee (1971)
Jim Harbaugh (1987)
Ben Bennett (1988)
Brian Griese (2006-07)
Brett Basanez (2009)

15

Jim Conzelman (1920)
Walter Veach (1920)
Harry Englund (1920-23)
Pat Flaherty (1923)
Verne Mullen (1923-25)
Bill Fleckenstein (1925-30)
William Buckler (1926-31)
Henry Hammond (1937)
Al Matuza (1941-45)
Forest Masterson (1945)
Mike Holovak (1947-48)
Curley Morrison (1950-53)
Ed Brown (1954-61)
Virgil Carter (1968-69)
Mirro Roder (1973-74)
Mike Phipps (1977-81)
Dave Finzer (1984)
Bryan Wagner (1987-88)
Jim Miller (1999-2002)

16

Randolph Young (1920)
Russell Smith (1921-23)
Ed Healey (1922-27)
William Buckler (1926-31)
John Polisky (1929)
Henry Anderson (1931)
Charles Braidwood (1932)
Harry Richman (1929)

Bronko Nagurski (1930-39)
George Musso (1933-44)
Milt Vucinich (1945)
Rudy Mucha (1945-46)
Hank Norberg (1948)
George Blanda (1949-58)
Ed Cody (1949-51)
Kent Nix (1970-71)
Bob Thomas (1975-84)
Tim Lashar (1987)
Todd Sauerbrun (1995-99)
Craig Krenzel (2004)
Mark Bradley (2005-08)

17

Ross Petty (1920)
Ralph Scott (1921-25)
Fred Larson (1922)
Elmer Wynne (1928)
George Lyon (1929)
Everett Nelson (1929)
Milton Frump (1930)
Jim Pederson (1932)
Joe Zeller (1938)
Bob Snyder (1939-43)
Pete Gudauskas (1943-44)
Richie Petitbon (1959-68)
Cliff Hardy (1971)
Ike Hill (1973-74)
Tom Barnhardt (1987)
Sean Payton (1987)
Quintin Smith (1990)
Chris Gardocki (1992-94)
Dave Krieg (1996)
Danny Wuerffel (2001)
Cory Sauter (2002)
Airese Currie (2006)
Juaquin Iglesias (2009)

18

JL Shank (1920)
Heartley "Hunk" Anderson (1922-27)
Ed Anderson (1923)
Richard Murry (1924)
Don Murry (1924-31)
Edward Michaels (1935)
Jim Mooney (1935)
Joe Stydahar (1936-46)
Edgar Manske (1937)
Alec Shellog (1939)
Adolph Kissell (1942)
Joe Osmanski (1946-49)
Fred Negus (1950)
Ron Knox (1957)
Jerry Moore (1971-72)
Mike Tomczak (1985-90)
Steve Stenstrom (1995-98)
Chris Boniol (1999)
Kyle Orton (2005-08)



19

Chester May (1920)
Walter "Red" May (1920)
George Bolan (1921-24)
Frank Hanny (1922-26)
Earl Evans (1926-29)
Lemon Blackmon (1930)
Eugene Smith (1930)
Latham Flanagan (1931)
Charles Tackwell (1931-33)
Dick Stahlman (1933)
Ed Kawal (1931-36)
Lou Gordon (1938)
John Siegal (1939-43)
Phil Martinovich (1940)
Bill Hempel (1942)
Nick Kerasotis (1942-44)
Dominic Sigillo (1943-44)
Peter Perez (1945)
Don Perkins (1945-46)
Harper Davis (1950)
Gary Huff (1973-76)
Ray Stachowicz (1983)
Carl Ford (2005)
Devin Aromashodu (2009-10)

20

Jack Mintun (1921-22)
Paddy Driscoll (1926-29)
Ted Drews (1928)
Zuck Carlson (1929-36)
Fred Dreher (1938)
Bob Nowaskey (1940-42)
James Logan (1942-43)
Fred Mundee (1943-45)
Jim Keane (1946-51)
Ray Gene Smith (1954-47)
Pete Johnson (1959)
Justin Rowland (1960)
Bobby Jackson (1961)
Joe Taylor (1967-74)
Mike Adamle (1975-76)
Reuben Henderson (1981-82)
Kevin Potter (1983-84)
Thomas Sanders (1985-89)
Mark Carrier (1990-96)
Corey Dowden (1997)
James Allen (1998-2001)
Roosevelt Williams (2002)
Thomas Jones (2004-06)
Adam Archuleta (1997)
Craig Steltz (2008-10)

21

Hugh Blacklock (1920-25)
Verne Mullen (1923-25)
Dick Sturtridge (1928-29)
Daniel McMullen (1930-31)
Paul Engebretsen (1932)
Wayland Becker (1934)
Dan Fortmann (1936-43)
Chuck Drulis (1945-50)
Bunny Figner (1953)
Ron Drzewiecki (1955-56)
Perry Jeter (1956-57)
John Arnett (1964-66)
Cecil Turner (1968-73)
Dave Gagnon (1974)
Nemiah Wilson (1975)
Leslie Frazier (1981-85)
Reggie Phillips (1987)
Donnell Woolford (1989-96)
Darnell Autry (1997)
Terry Cousin (1998-99)
R.W. McQuarters (2000-04)
Rashied Davis (2005)
Dante Wesley (2006)
Corey Graham (2007-10)

22

Roy Adkins (1920-21)
Jim McMillen (1924-29)
Paul Schuette (1930-32)
William Karr (1933-38)
Saul Sherman (1939-40)
Norm Standlee (1941)
Lloyd Reese (1946)
Ed Ecker (1947)
Bobby Layne (1948)
George Blanda (1949-58)
SJ Whitman (1953-54)
Jesse Castete (1956)
Billy Martin (1962-64)
Bill Martin (1964-65)
Charlie Brown (1966-67)
Ross Montgomery (1969-70)
Cyril Pinder (1971)
Clifton Taylor (1974)
Johnny Musso (1975-77)
Dave Williams (1979-81)
Dave Duerson (1983-88)
Johnny Bailey (1990-91)
Robert Green (1993-96)
Ronnie Harmon (1997)
Shawn Wooden (2000)
Than Merrill (2001)
Brock Williams (2003)
Alfonso Marshall (2004)
Tyler Everett (2006)
Matt Forté (2008-10)

23

Guy Chamberlain (1920-21)
Roy White (1923-27)
Ernie Vick (1925-27)
Ralph Maillard (1929)
Lyle Drury (1930-31)
Gilbert Bergerson (1932-33)
Victor Zizak (1934)
Ted Rosequist (1934-36)
Verne Oech (1936)
Ernest Renter (1936-37)
Aldo Forte (1939-42)
Connie Berry (1942-46)
Washington Serini (1948-51)
Jerry Shipkey (1953)
Dave Whitsell (1961-66)
Al Dodd (1967)
Clarence Childs (1958)
Lee Calland (1969)
Dick Daniels (1969-70)
Joe Barnes (1974)
Len Walterscheid (1977-82)
Shaun Gayle (1984-94)
Marty Carter (1995-98)
Jerry Azumah (1999-2005)
Devin Hester (2006-10)

24

Lennie High (1920)
Heartley Anderson (1922-27)
Chuck Kassel (1927)
Reginald Russell (1928)
Luke Johnsos (1929-37)
Frank Bausch (1937-40)
Billy Hughes (1940-41)
Fred Davis (1946-51)
Erich Barnes (1958-60)
Roosevelt Taylor (1961-68)
Don Shy (1970-72)
Willie Roberts (1973)
Virgil Livers (1975-79)
Jeff Fisher (1981-84)
Vestee Jackson (1986-89)
Eric Jefferies (1987)
Richard Fain (1992)
Kevin Miniefield (1993-96)
Terry Cousin (1997)
Glyn Milburn (1998-2001)
Reggie Austin (2002)
Cameron Worrell (2003-04)
Ricky Manning, Jr. (2006-07)
Marcus Hamilton (2008)
Al Afalava (2009)

CHICAGO BEARS ALL-TIME JERSEY NUMBERS

25

Garland Grange (1929-31)
Charles Malone (1933)
Walter Kiesling (1934)
Forrest McPherson (1935)
Ray Nolting (1936-43)
Jackie Hunt (1945)
Mike Jarmoluk (1946-47)
Ed Macon (1952-54)
JC Caroline (1956-65)
Linzy Cole (1970)
Ron Shanklin (1975-76)
Art Best (1977-78)
Lonnie Perrin (1979)
Todd Bell (1981-86)
Brad Muster (1988-92)
Keshon Johnson (1993-94)
Anthony Johnson (1995)
Pat Eilers (1995)
Chris Martin (1996)
Tom Carter (1997-99)
Thomas Smith (2000)
Autry Denson (2001)
Bobby Gray (2002-04)
Derek Strait (2006)
Garrett Wolfe (2007-10)

26

Jim Kendricks (1924)
Harold Erickson (1925)
John Mohardt (1925)
Henry Vick (1925-27)
Bert Pearson (1929-34)
Milford Miller (1932)
Kay Bell (1937)
Charles Apolskis (1938-39)
Al Baisi (1940-42)
Al Hoptowit (1941-45)
Joe Abbey (1948-49)
Richard Barwegen (1950-52)
Charles Sumner (1955-58)
Bennie McRae (1962-70)
Carl Garrett (1973-74)
Matt Suhey (1980-89)
John Mangum (1990-98)
Jermaine Jones (1999)
Todd McMillon (2000-04)
Daven Holly (2005)
Trumaine McBride (2007-09)
DeAngelo Smith (2009)
Tim Jennings (2010)

27

James Crawford (1925)
Walter Voss (1927-28)
Harvey Long (1929)
John Polisky (1929)
Ed Kawal (1931-36)

Alvin Culver (1932)
John Doebling (1932-37)
Milt Trost (1935-39)
Joe Mihal (1940-41)
Edgar Jones (1945)
Owen Goodnight (1946)
John Sisk, Jr. (1964)
Randy Montgomery (1974)
Bob Grim (1975)
Mike Richardson (1983-88)
Brian Taylor (1989)
Lewis Tillman (1994-95)
Walt Harris (1996-2001)
Rabih Abdullah (2002-03)
Jason Shivers (2004)
Chris Thompson (2005)
Marcus Maxey (2006)
Nick Turnbull (2006)
Kevin Jones (2008-09)
Major Wright (2010)

28

Ed Garvey (1925)
Aldous Haddon (1928)
Larry Steinbach (1930-31)
Fritz Febel (1935)
Robert Allman (1936)
Gust Zarnas (1938)
Chet Chesney (1939-40)
Bob Steuber (1942-43)
Lloyd Lowe (1953-54)
Willie Galimore (1957-63)

RETIRED FOR GALIMORE

29

Bill McElwain (1925)
John Wallace (1928)
Joe Kopcha (1929-33)
Gus Mastrogany (1931)
Russ Thompson (1936-39)
Ed Kolman (1940-44)
Douglas McNulty (1943-44)
Glenn Burgeis (1945)
John Hoffman (1949-56)
McNeil Moore (1954-56)
Glen Shaw (1960)
Ronnie Bull (1962-70)
Bob Jeter (1971-72)
Mike Morgan (1978)
Vaughn Lusby (1980)
Dennis Gentry (1982-92)
Raymont Harris (1994-97)
Frankie Smith (1998-2001)
Adrian Peterson (2002-09)
Chester Taylor (2010)

30

Gerald Seiberling (1932)
Bob Dunlap (1935)

George Wilson (1937-46)
Allen H. Smith (1947-48)
Herb Falkenberg (1952)
Bobby Jack Floyd (1953)
Chick Jagade (1954-55)
Jimmy Gunn (1970-75)
John Skibinski (1978-81)
Jack Cameron (1984)
George Duarte (1987)
George Streeter (1989)
James Rouse (1990-91)
Tony Carter (1994-97)
Ricky Bell (1998)
Mike Brown (2000-08)
D.J. Moore (2009-10)

31

Dick Schweidler (1938-41)
Len Akin (1942)
Paul Padmajersky (1944)
Stuart Clarkson (1946-50)
Emerson Cole (1952)
Joe Fortunato (1955-66)
Ross Brupbacher (1970-73)
Bill Knox (1974-76)
Anthony Hutchison (1983-84)
Thomas Sanders (1985-89)
Ken Taylor (1984)
Eric Jefferies (1987)
Bruce McCray (1987)
Greg Lasker (1988)
Mark Green (1989-92)
Rashaan Salaam (1995-97)
Daimon Shelton (2001-02)
Nathan Vasher (2004-09)
Joshua Moore (2010)

32

Art Buck (1941)
Al Grygo (1944-45)
Allen Smith (1947-48)
Johnny Lujack (1948-51)
Leon Campbell (1952-54)
Lionel Taylor (1959)
Ralph Kurek (1965-70)
Charlie Ford (1971-73)
Chris Brewer (1987)
Garland Rivers (1987)
Lemuel Stinson (1988-92)
Dwayne Joseph (1995-96)
Ricky Bell (1997)
Edgar Bennett (1998-99)
Marlon Barnes (2000)
Leon Johnson (2001-02)
Todd Johnson (2004)
Cedric Benson (2005-07)
Kahlil Bell (2009-10)

**33**

Denny Meyers (1931)
Herb Joesting (1931-32)
Bernie Masterson (1934-40)
Ray Nolting (1936-43)
George McAfee (1940-41; 1945-50)
Frank Martin (1941)
Johnny Long (1944-45)
Bill Johnson (1946-47)
Jack Karwales (1946-47)
Allen Lawler (1948)
Bob Perina (1949-50)
Wizzer White (1951-52)
Jerry Shipkey (1953)
Larry Morris (1959-65)
Mike Hull (1968-70)
Jim Grabowski (1971)
Gary Kosins (1972-74)
Ted Vactor (1975)
Jack Deloplane (1979)
Calvin Thomas (1982-87)
Lars Tate (1990)
Darren Lewis (1991-92)
Merril Hoge (1994)
Tyrone Hughes (1997)
Bam Morris (1998)
Larry Whigham (2001-02)
Charles Tillman (2003-10)

34

Jack Torrance (1939-40)
John Federovich (1941-42)
John Dottley (1951-53)
Joe Marconi (1962-66)
Tim Casey (1969)
Bill Tucker (1971)
Norm Hodgins (1974)
Walter Payton (1975-87)
RETIRED FOR PAYTON

35

Dick Bassi (1938-39)
Lee Artoe (1940-43)
Bill Steinkemper (1942-43)
Fred Hartman (1947)
Paul Stenn (1948-51)
Rick Casares (1955-64)
Jim Harrison (1971-74)
Roland Harper (1975-82)
Mike Hintz (1987)
Neal Anderson (1986-93)
James Burton (1994-97)
Anthony Thomas (2001-04)
Todd Johnson (2005-06)
Ade Jimoh (2007)
Zackary Bowman (2008-10)

36

Stuart Clarkson (1942)
Bill Steinkemper (1942-43)
Fred Mundee (1943)
John Morton (1945)
Tom Farris (1946-47)
Bill DeCorrevont (1948-49)
Merrill Douglas (1958-60)
James Smith (1961)
Ron Copeland (1969)
Roger Lawson (1972-73)
Perry Williams (1974)
Tom Donchez (1975)
Larry Schreiber (1976)
Wentford Gaines (1978-80)
Maurice Douglas (1986-94)
Frank Harris (1987)
Markus Paul (1989-93)
Anthony Marshall (1994-97)
Ray Austin (1998-99)
Stanley Pritchett (2001-03)
Jerrell Pippens (2004)
Brandon McGowan (2005-08)
Josh Bullocks (2009-10)

37

Edward Aspatore (1934)
Young Bussey (1940-41)
James Logan (1942-43)
Bernie Digris (1943)
Bob Steuber (1943)
Bob Masters (1943-44)
Edgar Jones (1945)
Charles Mitchell (1945)
Broughton Williams (1947)
John O'Quinn (1960-61)
George Youngblood (1969)
Rich Coady (1970-74)
Cid Edwards (1975)
Conrad Graham (1973)
Willie McClendon (1979-82)
Darryl Clark (1987)
Maurice Douglass (1986-94)
Pat Eilers (1995)
Keshon Johnson (1995)
Tony Parrish (1998-2001)
Damon Moore (2002)
Jason McKie (2003-09)

38

Roger Ashmore (1927)
Sam Francis (1937-38)
Charles Apolskis (1938-39)
Bill Milner (1947-49)
Ed Bradley (1950-51)
William Brown (1961)
Ray Ogden (1969-71)
Dave Juenger (1973)

Lakei Heimuli (1987)
John Hardy (1991)
Tim Worley (1993-94)
Mike Faulkerson (1995-96)
Mike Dulaney (1997)
Robert Chancey (1998)
Eric Joyce (2002)
Danieal Manning (2006-10)

39

George Gulyanics (1947-52)
Pete Perini (1953-54)
JD Smith (1956)
Ralph Anderson (1958)
John Adams (1959-62)
Phil Clark (1970)
Reggie Sanderson (1973)
Robin Earl (1977-82)
Al Wolden (1987)
Jeremy Lincoln (1992-95)
Curtis Enis (1998)
Reggie Austin (2001)
Travis Coleman (2002)
Lousaka Polite (2007)

40

Al Campana (1950-53)
Frank Dempsey (1950-53)
Stan Wallace (1954-58)
Don Mullins (1961-62)
Gale Sayers (1965-71)
Steve Trimble (1987)
RETIRED FOR SAYERS

41

John Schiechl (1945-46)
Jack Matheson (1947)
Alf Bauman (1948-50)
Babe Dimancheff (1952)
Harland Carl (1956)
Brian Piccolo (1966-69)
RETIRED FOR PICCOLO

42

Sid Luckman (1939-50)
RETIRED FOR LUCKMAN

CHICAGO BEARS ALL-TIME JERSEY NUMBERS

43

Jim Dooley (1952-60)
Larry Glueck (1963-65)
Bob Jones (1967)
George Farmer (1970-75)
Earl Douthitt (1975)
Craig Clemons (1972-77)
Mike Ulmer (1980)
Emery Moorehead (1981)
Walt Williams (1982-83)
Lorenzo Lynch (1987-90)
Trevor Cobb (1994)
Dennis Lundy (1995)
Mike Green (2000-05)
Josh Gattis (2007)
Jason Davis (2008)

44

Paul Goebel (1925)
Earl Evans (1926-29)
Ray Richards (1933-36)
Bob Margarita (1944-46)
Frank Minini (1947-49)
Frank Szymanski (1949)
WD Garrett (1950)
Gary Lyle (1968-74)
Terry Schmidt (1976-84)
Mike Stoops (1987)
Todd Krumm (1988)
Bob Christian (1992-94)
Michael Hicks (1996-97)
Curtis Enis (1999-2000)
Brock Forsey (2003)
Cameron Worrell (2006)
Kevin Payne (2007-09)

45

Walt Stickel (1946-49)
Gerald Weatherly (1950-52)
Billy Stone (1951-54)
Bobby Watkins (1955-57)
Rocky Ryan (1958)
Don Bishop (1959)
Dick Gordon (1965-71)
Gary Fencik (1976-87)
Craig Heyward (1993)
Tony Stargell (1997)
Scott Dragos (2000-01)
Cameron Worrell (2008)

46

Al Babartsky (1943-45)
Chuck Hunsinger (1950-52)
William Anderson (1953-54)
Don Bingham (1956)
Jessee Whittenton (1958)
Angelo Coia (1960-63)
Curtliss Gentry (1966-68)

Craig Baynham (1970)
Matt Maslowski (1972)
Pete Van Valkenburg (1974)
Doug Plank (1975-82)
Anthony Mosley (1987)
Mickey Pruitt (1988-90)
John Ivlow (1993)
Marlon Forbes (1996-98)
Chris Harris (2005-06; 2010)

47

Ted Rosequist (1934-36)
Bill Conkright (1937-38)
Rex Proctor (1953)
Johnny Morris (1958-67)
John Davis (1970)
Ken Grandberry (1974)
Mike Spivey (1977-79)
Jonathan Hoke (1980)
Egypt Allen (1987)
Anthony Blaylock (1993)
Randy Hilliard (1998)
Chris Hudson (1999)
Ray McElroy (2000)
Bryan Johnson (2004-05)
Woodny Turenne (2009)

48

Beattie Feathers (1934-37)
Bob Swisher (1938-41)
Charles O'Rourke (1942)
Joe Vodicka (1943-45)
Howie Livingston (1953)
Harry Hugasian (1955)
Vic Zucco (1957-59)
Tommy Neck (1962-63)
Andy Livingston (1964-65)
Ron Smith (1965-70)
Allen Ellis (1973-79)
Reggie Phillips (1985-87)
Clifton Abraham (1996)
Van Hiles (1997)
Gabe Reid (2003)
J.D. Runnels (2006)

49

James Lesane (1952-53)
Henry Mosley (1955)
Jack Johnson (1957-59)
Charles Bivins (1960-66)
Major Hazelton (1968-69)
David Tate (1968-71)
Joe Moore (1971-72)
Dave Becker (1980)
Donald Jordan (1984)
Tremayne Allen (1997)
Ty Hallock (1998-99)
Marq Cerqua (2002)
Mark Edwards (2005)

50

Gerald Weatherly (1950-54)
John Damore (1957-58)
Mike Pyle (1961-69)
Bob Hyland (1970)
Gene Hamlin (1971)
Waymond Bryant (1974-78)
Chris Devlin (1978)
Mark Merrill (1979)
Mike Singletary (1981-92)

51

Wayne Hansen (1950-58)
Ken Kavanaugh (1940-47)
Clinton Wager (1942-43)
Rudy Smeja (1944-45)
Dick Butkus (1965-73)
Mel Rogers (1977)
Doug Becker (1978)
Bruce Herron (1978-82)
Kelvin Atkins (1983)
Jim Morrissey (1985-93)
Mark Rodenhauser (1987)
RETIRED FOR BUTKUS

52

Rich Coady (1970-74)
John Babinecz (1975)
Dan Neal (1975-84)
Cliff Thrift (1985)
Larry Rubens (1986)
Len Seward (1987)
Mark Rodenhauser (1987-88)
Mickey Pruitt (1988-91)
Darwin Ireland (1995)
Robert Bass (1995)
Bryan Cox (1996-97)
Andre Collins (1998)
Keith Burns (1999)
Bobbie Howard (2001-03)
Marcus Reese (2004)
Jamar Williams (2006-09)
Brian Iwuh (2010)

53

Pat Preston (1946-49)
Bill Wightkin (1950-57)
Billy Autrey (1953)
Ken Kirk (1960)
James Purnell (1964-69)
Dave Martin (1969)
Larry Rowden (1971)
Gail Clark (1973)
Dan Peiffer (1975-77)
Tommy Hart (1978-79)
Paul Tabor (1980-82)
Dan Rains (1982-86)
Larry Rubens (1986)



Dante Jones (1988-94)
Michael Lowery (1996-97)
Lemanski Hall (1998)
Warrick Holdman (1999-2003)
Leon Joe (2004)
Corey Jenkins (2004)
Leon Joe (2005-06)
Nick Roach (2007-10)

54

Joe Savoldi (1930)
Jesse Hibbs (1931)
Dick Klawitter (1956-57)
Charles Howley (1958-59)
Roger LeClerc (1960-66)
Bill McKinney (1972)
Adrian Young (1973)
Larry Ely (1975)
Tom Hicks (1976-80)
Brian Cabral (1981-84)
Doug Rothschild (1987)
John Adickes (1987-88)
LaSalle Harper (1989)
Greg Briggs (1996)
Ron Cox (1990-95, 1997)
Ricardo McDonald (1998-99)
Brian Urlacher (2000-10)

55

Bob Fenimore (1947)
Fred Venturelli (1948)
JR Boone (1948-51)
Robert Moser (1951-54)
Larry Strickland (1954-59)
Doug Buffone (1966-79)
Otis Wilson (1980-87)
John Roper (1989-92)
Vinson Smith (1993-96)
Sean Harris (1997)
Greg Jones (2001)
Mike Caldwell (2002)
Lance Briggs (2003-10)

56

Bill Hewitt (1932-36)
RETIRED FOR HEWITT

57

Billy Patterson (1939)
Ray McLean (1940-47)
JR Boone (1948-51)
Rich Leeuwenberg (1965)
Dan Pride (1968-69)
Don Rives (1973-78)
Lee Kunz (1979-81)
Al Chesley (1982)
Bruce Huther (1982)
David Simmons (1983)
Tom Thayer (1985-92)

Eldridge Milton (1987)
Sean Harris (1995-96)
Anthony Peterson (1997)
Olin Kreutz (1998-2010)

58

Ed Neal (1951)
John Kreamcheck (1953-55)
Bob Konovsky (1960)
Franklin McRae (1967)
Jim Ferguson (1969)
Bob Pifferini (1972-75)
Jerry Muckensturm (1976-82)
Wilber Marshall (1984-88)
Steve Hyche (1989)
Michael Stonebreaker (1991)
Jay Leeuwenburg (1992-95)
Chris Villarral (1996-2003)
Jeremy Cain (2004-05)
Darrell McClover (2006-08)
Tim Shaw (2009)
Rod Wilson (2010)

59

Rudy Kuechenberg (1967-69)
Carl Gersbach (1975)
Gary Campbell (1977-83)
Ron Rivera (1984-92)
Joe Cain (1993-96)
Daryl Carter (1997)
Jim Schwantz (1998)
Rosevelt Colvin (1999-2002)
Joe Odom (2003-05)
Rod Wilson (2006-07)
Gilbert Gardner (2008)
Cato June (2009)
Pisa Tinoisamoa (2009-10)

60

Don Healy (1958-59)
Roger Davis (1960-63)
Brian Schweda (1966)
Doug Kriewald (1967-68)
LeeRoy Caffey (1970)
Wally Chambers (1973-77)
Lynn Boden (1979)
Tom Andrews (1984-85)
Stan Thomas (1991-92)
Gene McGuire (1993-94)
Darwin Ireland (1994-95)
Casey Wiegmann (1997-2000)
Terrence Metcalf (2002-08)
Lance Louis (2009-10)

61

Richard Barwegen (1950-52)
Bill George (1952-65)
Don Croftcheck (1967)
Glen Holloway (1970-73)
RETIRED FOR GEORGE

62

Frank Dempsey (1950-53)
Kline Gilbert (1953-57)
Mike Reilly (1964-68)
Glen Holloway (1970-73)
Tom Forrest (1974)
Dan Jiggetts (1976-82)
Mark Bortz (1983-93)
Chris Gray (1997)
Robert Newkirk (2000-01)
Lennie Friedman (2005)
Johan Asiata (2010)

63

ML Brackett (1956-57)
Bob Wetoska (1960-69)
John Neidert (1970)
Steve Kinney (1973-74)
Mark Nordquist (1975-76)
Fred Dean (1977)
Jon Morris (1978)
Tony Ardizzone (1979)
Jay Hilgenberg (1981-91)
Todd Burger (1993-97)
Ryan Benjamin (2001)
Jody Littleton (2002)
Corbin Lacina (2003)
Roberto Garza (2005-10)

64

Terrell "Ted" Daffer (1954)
Mike Rabold (1964-66)
Larry Horton (1972-73)
Ernie Jenet (1972-74)
Ted Albrecht (1977-81)
John Roehlk (1987)
Dave Zawatson (1989)
Glenell Sanders (1990)
Mirko Jurkovic (1992)
Andy Heck (1994-98)
Rex Tucker (1999-2004)

65

Herman Clark (1952-56)
John Hatley (1953)
Abe Gibron (1958-59)
Stan Fanning (1960-62)
Tom Bettis (1963)
Randy Jackson (1967-74)
Noah Jackson (1975-83)
Eugene Rowell (1987)
Tony Woods (1989)
Terry Price (1990)
Jim Schwantz (1992)
Tory Epps (1993-94)
Evan Pilgrim (1995-97)
Patrick Mannelly (1998-2010)

CHICAGO BEARS ALL-TIME JERSEY NUMBERS

66

Phil Martinovich (1940)
Clyde Turner (1940-52)
John Schiechl (1945-46)
RETIRED FOR TURNER

67

Ed Bradley (1950-51)
Tom Roggeman (1956-57)
Ted Karras (1960-64)
George Seals (1965-71)
Bill Line (1972)
Mike Hoban (1974)
Dan Hultz (1974)
Phil McKinley (1982)
Tim Norman (1983-76)
John Arp (1987)
Jerry Fontenot (1989-96)
Bill Schultz (1997)
Greg Huntington (1997-99)
Josh Warner (2003-04)
Josh Beekman (2007-09)
Herman Johnson (2010)

68

Gerald Stautberg (1951)
John Badaczewski (1953)
George Burman (1964)
Howard Mudd (1969-70)
Jim Osborne (1972-84)
Paul Blair (1986-87)
Sean McInerney (1987)
Chris Dyko (1989)
Jim Flanigan (1994)
Carl Reeves (1996-98)
Bryan Anderson (2004)
Anthony Oakley (2006-07)
Frank Omyale (2009-10)

69

Ralph Jecha (1955)
William Roehnell (1958-59)
Ted Wheeler (1970)
Revie Sorey (1975-82)
Tom Myslinski (1993-94)
Vernice Smith (1993)
Octus Polk (1995-96)
Mike Gandy (2001-04)
Fred Miller (2005-08)
Kirk Barton (2008)
Henry Melton (2010)

70

Alvin Culver (1932)
Art Davis (1953-54)
Herman Lee (1958-66)
Bob Pickens (1967-68)
Kenneth Kortas (1969)

Jeff Curchin (1970-71)
Andy Rice (1972-73)
Dennis Lick (1976-81)
Henry Waechter (1982-86)
Jim Althoff (1987-88)
Troy Auzenne (1992-95)
Ken Anderson (1999)
Alfonso Boone (2001-06)
Babatunde Oshinowo (2007)
Edwin Williams (2010)

71

George Connor (1948-55)
Earl Leggett (1957-66)
Rufus Mayes (1969)
Tony McGee (1971-73)
Roger Stillwell (1975-77)
Rocco Moore (1980)
Perry Hartnett (1982-83)
Jack Oliver (1987)
Caesar Rentie (1988)
James Williams (1991-2002)
Israel Idonije (2004-10)

72

Bill Wightkin (1949-50)
Bill George (1952-65)
Ed Nickla (1959)
Jim Cadile (1962-72)
Gary Hrivnak (1973-76)
Brad Shearer (1978-80)
Jerry Doerger (1982)
John Janata (1983)
Andy Frederick (1983-85)
William Perry (1985-93)
Scott Adams (1995)
Jon Clark (1996-97)
Chris Maumalanga (1997)
Carl Powell (2001)
Ernest Grant (2002)
Qasim Mitchell (2003-05)
Jimmy Kennedy (2007)
Dan Buenning (2008)
James Marten (2009)

73

Bill Bishop (1952-60)
Steve Barnett (1963)
Frank Cornish (1966-69)
Steve Wright (1971)
Rich Buzin (1972)
Mike Hartenstine (1975-86)
John Wojciechowski (1987-93)
Marcus Keyes (1996)
Kevin Dogins (2001-02)
Tron LaFavor (2003)
J'Marcus Webb (2010)

74

Herman Clark (1952-56)
Paul Lipscomb (1954)
Bob Kilcullen (1957-65)
Dan James (1967)
Wayne Mass (1968-70)
Bob Asher (1972-75)
Jerry Meyers (1976-79)
Jeff Williams (1982)
Jim Covert (1983-90)
Garland Hawkins (1995)
Jimmy Herndon (1997-2001)
Bernard Robertson (2002)
Scott Sanderson (2003)
Ruben Brown (2004-07)
Chris Williams (2008-10)

75

Fred Williams (1952-62)
Riley Mattson (1965)
Dave Hale (1969-71)
Jeff Sevy (1975-78)
Henry Waechter (1982-85)
Stefan Humphries (1984-86)
Chuck Harris (1987)
John Shannon (1988-89)
Ron Mattes (1991)
Todd Perry (1993-2000)
Marc Colombo (2002-05)
Matt Toeaina (2007-10)

76

Charles Miller (1932-37)
Milford Miller (1932)
Lester McDonald (1937-39)
Hampton Pool (1940-43)
Elmo Kelly (1944)
Bob Cross (1952-53)
Ed Meadows (1954-56)
John Mellekas (1956-60)
John Johnson (1963-68)
Bill Staley (1970-71)
Dave Gallagher (1974)
Ron Rydalch (1975-80)
Steve McMichael (1981-93)
Marcus Spears (1995-96)
Shawn Lee (1998)
Brad Culpepper (2000)
Bobby Setzer (2002)
John Tait (2004-08)
Orlando Pace (2009)

77

Red Grange (1925, 1929-34)
Link Lyman (1926-34)
RETIRED FOR GRANGE

**78**

Art Davis (1953-54)
Stan Jones (1954-65)
Harry Gunner (1970)
Bob Newton (1971-75)
John Ward (1976)
Greg Johnson (1977)
Keith Van Horne (1981-92)
Pat Riley (1995)
Blake Brockermeyer (1999-2001)
Aaron Gibson (2003-04)
John St. Clair (2005-08)
Kevin Shaffer (2009-10)

79

Dick Klein (1958-59)
Art Anderson (1961-62)
Dick Evey (1964-68)
John Hoffman (1971)
Lionel Antoine (1972-76)
Emanuel Zanders (1981)
Kurt Becker (1982-89)
Louis Age (1992)
Marcus Spears (1994)
Scotty Lewis (1995)
Jerry Wisne (1999-2000)
Steve Edwards (2002-05)

80

Earl Britton (1925)
Clement Neacy (1927)
Ted Drews (1928)
Tom Heardon (1929)
John Helwig (1953-56)
Ralph Anderson (1958)
Ed Cooke (1958)
Robert Jencks (1963-65)
Jimmy Jones (1965-67)
Jon Kilgore (1968)
Jerry Simmons (1969)
Craig Cotton (1973)
Bo Rather (1974-78)
Rickey Watts (1979-83)
Tim Wrightman (1985-86)
James Thornton (1988-92)
Curtis Conway (1993-99)
Dez White (2000-03)
Bernard Berrian (2004-07)
Brandon Lloyd (2008)
Earl Bennett (2009-10)

81

George Connor (1948-55)
Larry Brink (1954)
Doug Atkins (1955-66)
Marty Amsler (1967-68)
Mike Reppond (1973)
Clint Haselrig (1974)

Gary Butler (1975)
Bob Bruer (1976)
Chuck Bradley (1977)
Robin Earl (1977-82)
Harry Washington (1979)
Jay Saldi (1983-84)
James Maness (1985)
Lew Barnes (1986)
Don Kindt (1987)
Anthony Morgan (1991-93)
Fred Banks (1993)
Jeff Graham (1994-95)
Bobby Engram (1996-2000)
Ahmad Merritt (2001-03)
Rashied Davis (2006-10)

82

Del Bjork (1937-38)
Ray Bray (1939-48)
Anthony Ippolito (1943)
Tom Roberts (1943-44)
Jack Hoffman (1952-56)
Dick Hensley (1953)
Maury Youmans (1960-63)
Rich Kreitting (1964)
Emilo Vallez (1968-69)
Earl Thomas (1971-73)
Matt Maslowski (1972)
Fred Pagac (1974)
Royce Berry (1976)
John Gilliam (1977)
Alan Page (1978-81)
Ken Margerum (1982-84)
Brian Glasgow (1987)
Wendell Davis (1988-93)
Nate Lewis (1994-95)
John Jackson (1996)
Fabien Bownes (1996-98)
Eddie Kennison (2000)
John Davis (2001-02)
Daryl Jones (2004)
John Owens (2004)
Gabe Reid (2005-06)
Greg Olsen (2007-10)

83

Bill McColl (1952-59)
Roger LeClerc (1960-66)
Mac Percival (1967-73)
Charles Wade (1974)
Randy Burks (1976)
Steve Rivera (1977)
Golden Richards (1978-79)
Kris Haines (1979-81)
Willie Gault (1983-87)
Lawrence White (1987)
Eric Wright (1991-92)
Terry Obee (1993-94)
Michael Timpson (1995-96)

Eric Smith (1997)
Macey Brooks (1999-2000)
David Terrell (2001-04)
Mike Hass (2007)

84

Gerald Weatherly (1950-52)
John Farrington (1960-63)
Ron Smith (1965-68)
Austin Denney (1967-69)
Jim Seymour (1970-72)
Richard Harris (1974-75)
Brian Baschnagel (1976-84)
Sam Bowers (1987)
Ron Morris (1987-92)
Chris Gedney (1993-96)
Kerry Cash (1996)
John Allred (1997-2000)
Fred Baxter (2001-02)
Bobby Wade (2003-05)
Brandon Rideau (2008)

85

Bob Carey (1958)
Bill Martin (1964-65)
Duane Allen (1966-67)
Willie Holman (1968-73)
Wayne Wheeler (1974)
Steve Schubert (1975-79)
Bob Fisher (1980-81)
Dennis McKinnon (1983-89)
Keith Jennings (1991-97)
Alonzo Mayes (1998-2000)
Kaseem Sinceno (2000)
John Gilmore (2002-07)
Earl Bennett (2008)

86

Bill Wightkin (1950-57)
Brad Rowland (1951)
Ed Meadows (1954-56)
Bob Jewett (1958)
Pete Manning (1960-61)
Gary Barnes (1964)
Lloyd Phillips (1967-69)
Jim Hester (1970)
Bob Parsons (1972-83)
Brad Anderson (1984-85)
Clay Pickering (1986)
Cap Boso (1987-91)
Barry Wagner (1992)
Willie Harris (1993)
Marv Cook (1994)
Chris Penn (1997-98)
Marty Booker (1999-2003; 2008)
Eddie Berlin (2005)
Michael Gaines (2009)
Brandon Manumaleuna (2010)

CHICAGO BEARS ALL-TIME JERSEY NUMBERS

87

Harlon Hill (1954-61)
Ed O'Bradovich (1962-71)
Steve DeLong (1972)
Tom Reynolds (1973)
Billy Newsome (1977)
Mike Cobb (1978-81)
Emery Moorehead (1981-88)
Tom Waddle (1989-94)
Greg Primus (1995)
Andre President (1995)
Bobby Neely (1996)
Ricky Proehl (1997)
D'Wayne Bates (1999-2001)
Vinnie Sutherland (2002)
Jamin Elliott (2002)
Justin Gage (2003-04)
Muhsin Muhammad (2005-07)
Kellen Davis (2008-10)

88

Gene Schroeder (1951-57)
Willard Dewveall (1959-60)
Bobby Joe Green (1962-73)
Jim Kelly (1974)
Greg Latta (1975-80)
Marcus Anderson (1981)
Brooks Williams (1981-82)
Ken Knapczyk (1987)
Glen Kozlowski (1987-92)
Danta Whitaker (1993)
Greg McMurtry (1988)
Fabien Bowens (1995)
Jack Jackson (1996)
Harper Le Bel (1997)
Marcus Robinson (1998-2002)
Desmond Clark (2003-10)

89

John Hoffman (1949-56)
Les Cowan (1951)
John Aveni (1959-60)
Mike Ditka (1961-66)
Terry Stoepe (1967)
Bob Wallace (1968-72)
Mel Tom (1973-75)
James Scott (1976-80, 1982)
Ken Margerum (1981)
Mitch Krenk (1984)
Keith Ortego (1985-88)
Will Johnson (1987)
James Coley (1990)
Ryan Wetnight (1993-99)
Dustin Lyman (2000-04)

90

Henry Mosley (1955)
Al Harris (1979-87)
Alonzo Spellman (1992-97)
Van Tuinei (1999-2001)
Bryan Knight (2002-03)
Antonio Garay (2006-07)
Joey LaRocque (2008)
Jarron Gilbert (2009)
Julius Peppers (2010)

91

Pat Dunsmore (1983-84)
Jay Norvell (1987)
Fred Washington (1990)
Kelly Blackwell (1992)
Myron Baker (1993-95)
Rob Davis (1996)
John Thierry (1997-98)
Khari Samuel (1999-2000)
Tommie Harris (2004-10)

92

Rob Fada (1983-84)
Raymond Morris (1987)
Troy Johnson (1988-89)
Barry Minter (1993-2000)
Ted Washington (2001-02)
Hunter Hillenmeyer (2003-10)

93

Oliver Williams (1983)
Will Johnson (1987)
Guy Teafatiller (1987)
Trace Armstrong (1989-94)
Ervin Collier (1995)
Paul Grasmanis (1996-98)
Phillip Daniels (2000-03)
Adewale Ogunleye (2004-09)

94

Mike January (1987)
Dick Chapura (1987-89)
John Thierry (1994-96)
Shane Burton (1999)
Ty Hallock (2000)
Keith Traylor (2001-03)
Alain Kashama (2004)
Brendon Ayanbadejo (2005-07)
Marcus Harrison (2008-09)
Charles Grant (2010)

95

Richard Dent (1983-93, 1995)
Pat Riley (1995)
Dana Howard (1996)
Mark Thomas (1997-98)
Russell Davis (1999)
Troy Wilson (2000)
Karon Riley (2001)
Keith McKenzie (2002)
John Stampler (2002)
Ian Scott (2003-06)
Anthony Adams (2007-10)

96

Keith Ortego (1985-87)
Greg Fitzgerald (1987)
Tim Ryan (1990-93)
Percy Snow (1993)
Al Fontenot (1993-96)
Tyrone Williams (1997)
Chris Draft (1998)
Clyde Simmons (1999-2000)
Henry Taylor (2001)
Alex Brown (2002-09)
Barry Turner (2010)

97

Bobby Bell (1987)
Sean Smith (1987-88)
Chris Zorich (1991-97)
Mike Wells (1998-2000)
Christian Peter (2002)
Michael Haynes (2003-05)
Mark Anderson (2006-10)

98

Tyrone Keys (1983-85)
Brian Glasgow (1987)
Jon Norris (1987)
Greg Clark (1988)
Brent Novoselsky (1988)
Carl Simpson (1993-97)
Barry Robinson (1998-2003)
Shurron Pierson (2004)
Dusty Dvoracek (2007-08)
Darrell McClover (2009)
Corey Wootton (2010)

99

Jim Daniell (1945)
Dan Hampton (1979-90)
Tim Ryan (1993-94)
Jim Flanigan (1995-2000)
Joe Tafoya (2001-03)
Tank Johnson (2004-06)
Darwin Walker (2007)
Gaines Adams (2009)
Marcus Harrison (2010)



This is a list of 1,422 players who have been on the Chicago Bears active roster for at least one NFL game from 1920 through 1994. Beginning in 1995, the list includes players who were on the 53-man roster but may not have appeared in one game.

* indicates deceased players

** indicates no known jersey number

A

Abbey, Joe (North Texas State), E	26	1948-49
Abdullah, Rabihi (Lehigh), RB	27	2002-03
Abraham, Clifton (Florida State), CB	48	1996
Adams, Mike (Northwestern), RB	20	1975-76
Adams, Anthony (Penn State), DT	95	2007-10
Adams, Gaines* (Clemson), DE	99	2009
Adams, John (Los Angeles State), B	39	1959-62
Adams, Scott (Georgia), T	72	1995
Adickes, John (Baylor), C	54	1987-88
Adkins, Roy* (Millikin & Bethany), G	22	1920-21
Afalava, Al (Oregon State), S	24	2009
Age, Louis (SW Louisiana), T	79	1992
Aguilar, Louie (Utah State), P	10	2000
Akin, Len* (Baylor), G	31	1942
Albrecht, Ted (California), T	64	1977-81
Allen, Duane (Santa Ana), E	85	1966-67
Allen, Eddie (Penn), FB	3	1947
Allen, Egypt (TCU), DB	47	1987
Allen, James (Oklahoma), RB	20	1998-2001
Allen, Tremayne (Florida), TE	49	1997-98
Allman, Robert (Michigan State), E	28	1936
Allred, John (USC), TE	84	1997-2000
Althoff, Jim (Winona State), DT	70	1987
Amsler, Marty (Evansville), DE	81	1967-68
Anderson, Art (Idaho), T	79	1961-62
Anderson, Brad (Arizona), WR	86	1984-85
Anderson, Bryan (Pittsburgh), G	68	2004
Anderson, Ed* (Notre Dame), E	18	1923
Anderson, Henry (Northwestern), G	16	1931
Anderson, Hunk* (Notre Dame), G	18, 24	1922-27
Anderson, Ken (Arkansas), DT	70	1999
Anderson, Marcus (Tulane), WR	88	1981
Anderson, Mark (Alabama), DE	97	2006-10
Anderson, Neal (Florida), RB	35	1986-93
Anderson, Ralph* (Los Ang. St.), E	39, 80	1958
Anderson, William (Compton JC), HB	46	1953-54
Andrews, Tom (Louisville), C	60	1984-85
Antoine, Lionel (Southern Illinois), T	79	1972-77
Apolskis, Charles* (DePaul), E	26, 38	1938-39
Archuleta, Adam (Arizona State), S	20	2007
Ardizzone, Tony (Northwestern), C	63	1979
Armstrong, Trace (Florida), DE	93	1989-94
Arnett, Jon (USC), HB	21	1964-66
Aromashodu, Devin (Auburn), WR	19	2008-10
Arp, John (Lincoln), T	67	1987
Artoe, Lee* (California), T	1, 35	1940-43

Ashburn, Clifford (Nebraska), T	3	1930
Asher, Bob (Vanderbilt), T	74	1972-75
Ashmore, M. Roger* (Gonzaga), T	38	1927
Asiata, Johan (UNLV), G	62	2010
Aspatore, Edward* (Marquette), T	37	1934
Atkins, Doug (Tennessee), E	81	1955-66
Atkins, Kelvin (Illinois), LB	51	1983
Austin, Ray (Tennessee), S	36	1998-99
Austin, Reggie (Wake Forest), CB	24, 39	2001-02
Autrey, Billy (Stephen F. Austin), C	53	1953
Autry, Darnell (Northwestern), RB	21	1997
Auzenne, Troy (California), T	70	1992-95
Avellini, Bob (Maryland), QB	7	1975-84
Aveni, John* (Indiana), E	89	1959-60
Ayanbadejo, Brendon (UCLA), LB	94	2005-07
Azumah, Jerry (New Hampshire), CB	23	1999-2005

B

Babartsky, Al* (Fordham), T	46	1943-45
Babinecz, John (Villanova), LB	52	1975
Badaczewski, John (Western Reserve), G	68	1953
Bailey, Johnny* (Texas A & I), WR	22	1990-91
Baisi, Al* (West Virginia), G	26	1940-42
Baker, Myron (Louisiana Tech), LB	91	1993-95
Baldwin, Ervin (Michigan St.), DE	99	2008
Banks, Fred (Liberty), WR	81	1993
Barber, Kurt (USC), DE	97	1997
Barker, Richard* (Iowa State), G	**	1921
Barnard, Brooks (Maryland), P	16	2003
Barnes, Erich (Purdue), HB	24	1958-60
Barnes, Gary (Clemson), E	86	1964
Barnes, Joe (Texas Tech), QB	23	1974
Barnes, Lew (Oregon), WR	81	1986
Barnes, Marlon (Colorado), RB	32	2000
Barnett, Steve (Oregon), T	73	1963
Barnhardt, Tom (North Carolina), P	17	1987
Bartholomew, Brent (Ohio State), P	12	2000
Barton, Kirk, (Ohio State), T	69	2008
Barwegan, Richard* (Purdue), G	26, 61	1950-52
Basanez, Brett (Northwestern), QB	14	2009
Baschnagel, Brian (Ohio State), WR	84	1976-84
Bass, Robert (Miami-FL), LB	52	1995
Bassi, Dick* (Santa Clara), G	35	1938-39
Bates, D'Wayne (Northwestern), WR	87	1999-2001
Battles, Bill* (Brown), E	**	1939
Bauman, Alf* (Northwestern), T	41	1948-50
Bausch, Frank* (Kansas), C	24	1937-40
Baxter, Fred (Auburn), TE	84	2001-02
Baynham, Craig (Georgia Tech), RB	46	1970
Becker, Dave (Iowa), S	49	1980
Becker, Doug (Notre Dame), LB	51	1978
Becker, Kurt (Michigan), G	79	1982-89
Becker, Wayland (Marquette), E	21	1934

CHICAGO BEARS ALL-TIME ROSTER

Beekman, Josh (Boston College), G.....	67	2007-09	Bramhall, Art (DePaul), HB.....	**	1931
Bell, Bob (Missouri), LB.....	97	1987	Bralkowski, Edmund "Zeke" (Ga.), QB.....	12	1954-57-60-72
Bell, Kahlil (UCLA), RB.....	32	2009-10	Bray, Ray* (Western Michigan), G.....	82	1939-42-46-51
Bell, Kay* (Washington State), T.....	26	1937	Brewer, Chris (Arizona), RB.....	32	1987
Bell, Ricky (NC State), CB.....	30, 32	1997-98	Briggs, Greg (Texas Southern), LB.....	54	1996
Bell, Todd* (Ohio State), S.....	25	1981-84-86	Briggs, Lance (Arizona), LB.....	55	2003-10
Bellon, Keith (Syracuse), FB.....	44	2004	Brien, Doug (California), K.....	10	2005
Benjamin, Ryan (South Florida), LS.....	63	2001	Brink, Larry (Northern Illinois), E.....	80	1954
Bennett, Ben (Duke), QB.....	14	1987	Britton, Earl* (Illinois), FB.....	80	1925
Bennett, Earl (Vanderbilt), WR.....	85, 80	2008-10	Brockermeyer, Blake (Texas), T.....	78	1999-2001
Bennett, Edgar (Florida State), RB.....	32	1998-99	Brockman, Edward (Oklahoma), B.....	**	1930
Benson, Cedric (Texas), RB.....	32	2005-07	Brooks, Anthony (E. Texas St.), WR.....	10	1993
Benton, Jim* (Arkansas), E.....	12	1943	Brooks, Macey (James Madison), WR.....	83	1999-2000
Berger, Mitch (Colorado), P.....	17	1995	Brown, Alex (Florida), DE.....	96	2002-09
Bergerson, Gilbert* (Oregon State), G.....	23	1932-33	Brown, Charlie (Syracuse), DB.....	22	1966-67
Berlin, Eddie (Northern Iowa), WR.....	86	2005	Brown, Ed (San Francisco), QB.....	15	1954-61
Berrian, Bernard (Fresno State), WR.....	80	2004-07	Brown, Kevin (W. Texas State), P.....	11	1987
Berry, Connie, M.* (NC State), E.....	23	1942-46	Brown, Mike (Nebraska), S.....	30	2000-08
Berry, Royce (Houston), DE.....	82	1976	Brown, Ruben (Pittsburgh), G.....	74	2004-07
Best, Art (Kent State), RB.....	25	1977-78	Brown, William (Illinois), FB.....	38	1961
Bettis, Tom (Purdue), LB.....	65	1963	Bruer, Bob (Mankato State), TE.....	81	1976
Bettridge, John* (Ohio State), HB.....	9	1937	Brumbaugh, Carl* (Florida), QB.....	8	1930-37
Bingham, Don (Sul Ross), HB.....	46	1956	Brupbacher, Ross (Texas A&M), LB.....	31	1970-73
Bishop, Bill* (North Texas), T.....	73	1952-60	Bryan, Johnny* (Chicago), HB.....	4, 8, 9	1922-25
Bishop, Don (Los Angeles City), E.....	45	1959	Bryant, Waymond (Tennessee St.), LB.....	50	1974-77
Bivins, Charles* (Morris Brown), HB.....	49	1960-66	Buck, Arthur (John Carroll), HB.....	32	1941
Bjork, Del* (Oregon), T.....	82	1937-38	Buckler, William "Bill" (Alabama), G.....	5, 15, 16	1926-31
Blackburn, JA, T.....	**	1923	Buenning, Dan (Wisconsin), G.....	72	2008
Blacklock, Hugh* (Michigan State), T.....	21	1920-25	Bufone, Doug (Louisville), LB.....	55	1966-79
Blackman, Lennon (Tulsa), HB.....	11, 19	1930	Buford, Maury (Texas Tech), P.....	8	1985-86-89-91
Blackwell, Kelly (TCU), TE.....	91	1992	Buivid, Ray* (Marquette), QB/HB.....	9	1937-38
Blair, Paul (Oklahoma State), T.....	68	1986-87	Bulich, Rudy (USC), QB.....	10, 14	1958-59-62-68
Blake, Jeff (East Carolina), QB.....	11	2005	Bull, Ronnie (Baylor), B.....	29	1962-70
Blanda, George* (Kentucky), QB/K.....	16, 22	1949-58	Bullocks, Josh (Nebraska), S.....	36	2009-10
Blaylock, Anthony (Winston-Salem), CB.....	47	1993	Burdick, Lloyd* (Illinois), T.....	14	1931-32
Boden, Lynn (South Dakota State), G.....	60	1979	Burgeis, Glenn* (Tulsa), T.....	29	1945
Bolan, George* (Purdue), FB.....	5, 19	1921-24	Burger, Todd (Penn State), G.....	63	1993-97
Bonderant, JB* (DePauw), C.....	**	1922	Burks, Randy (SE Oklahoma St.), WR.....	83	1976
Boniol, Chris (Louisiana Tech), K.....	18	1999	Burman, George (Northwestern), T.....	68	1964
Booker, Marty (NW Louisiana), WR.....	86	1999-2003; 08	Burns, Keith (Oklahoma State), LB.....	52	1999
Boone, Alfonso (Mt. San Ant. JC), DT.....	70	2001-06	Burris, Henry (Temple), QB.....	10	2002
Boone, JR (Tulsa), HB.....	55, 57	1948-51	Burton, James (Fresno State), CB.....	35	1994-97
Bortz, Mark (Iowa), G.....	62	1983-94	Burton, Shane (Tennessee), DT.....	94	1999
Boso, Cap (Illinois), TE.....	86	1987-91	Buss, Arthur (Michigan State), T.....	10, 11	1934-35
Bowers, Sam (Fordham), TE.....	84	1987	Bussey, Young* (LSU), QB.....	37	1940-41
Bowman, Zackary (Nebraska), CB.....	35	2008-10	Bultkus, Dick (Illinois), LB.....	51	1965-73
Bownes, Fabien (W. Illinois), WR.....	82, 88	1995-98	Butler, Gary (Rice), TE.....	81	1975
Brackett, ML (Auburn), T.....	63	1956-57	Butler, Kevin (Georgia), K.....	6	1985-95
Bradley, Chuck (Oregon), TE.....	81	1977	Butterfield, Mark (Stanford), QB.....	10	1996
Bradley, Ed* (Wake Forest), G.....	38, 67	1950; 52	Buzin, Rich (Penn State), T.....	73	1972
Bradley, Mark (Oklahoma), WR.....	16	2005-08			
Bradley, Steve (Indiana), QB.....	12	1987			
Braidwood, Charles* (Chattanooga), E.....	16	1932			



Coia, Angelo (USC), HB.....	46	1960-63
Cole, Emerson (Toledo), FB.....	31	1952
Cole, Linzy (TCU), WR.....	25	1970
Coleman, Quincy (Jackson State), CB.....	43	1998
Coleman, Travis (Hampton), DB.....	39	2002
Coley, James (Clemson), TE.....	89	1990
Collier, Ervin (Florida A&M), DT.....	93	1995
Collins, Andre (Penn State), LB.....	52	1998
Collins, Todd (Michigan), QB.....	10	2010
Colombo, Marc (Boston College), T.....	75	2002-05
Colvin, Roosevelt (Purdue), LB.....	59	1999-2002
Concannon, Jack* (Boston College), QB.....	11	1967-71
Conkright, Bill* (Oklahoma), C.....	47	1937-38
Connor, George* (Notre Dame), T/LB.....	71, 81	1948-55
Conway, Curtis (USC), WR.....	80	1993-99
Conzelman, Jim* (Washington), HB.....	1, 15	1920
Cook, Daimon (Bethune-Cookman), T.....	76	2001
Cook, Marv (Iowa), TE.....	86	1994
Cooke, Ed (Maryland), E.....	80	1958
Copeland, Ron* (UCLA), WR.....	36	1969
Corbett, George* (Millikin), HB.....	5	1932-38
Cornish, Frank (Grambling), DT.....	73	1966-70
Corzine, Lester* (Davis & Elkins), HB.....	**	1938
Cotton, Craig (Youngstown), TE.....	80	1973
Cousin, Terry (South Carolina), CB.....	21, 24	1997-99
Covert, Jim (Pittsburgh), T.....	74	1983-90
Cowan, Les (McMurry), T.....	89	1951
Cowsette, Delbert (Maryland), DT.....	73	2006
Cox, Bryan (W. Illinois), LB.....	52	1996-97
Cox, Ron (Fresno State), LB.....	54	1990-95, '97
Crawford, Fred* (Duke), T.....	14	1934-35
Crawford, James (Illinois), G.....	27	1925
Croft, Abe* (SMU), E.....	12	1944-45
Croftcheck, Don (Indiana), G.....	61	1967
Cross, Bob* (Stephen F. Austin), T.....	76	1952-53
Culpepper, Brad (Florida), DT.....	76	2000
Culver, Alvin* (Notre Dame), T.....	27, 70	1932
Cunningham, Harold (Ohio State), E.....	14	1929
Curchin, Jeff* (Florida State), T.....	70	1970-71
Currie, Airese (Clemson), WR.....	17	2006
Cutler, Jay (Vanderbilt), QB.....	6	2009-10

Daffer, Terrell "Ted" (Tennessee), E.....	64	1954
Damore, John* (Northwestern), C.....	50	1957-58
Daniell, Jim* (Ohio State), T.....	99	1945
Daniels, Dick (Pacific-Oregon), S.....	23	1969-70
Daniels, Phillip (Georgia), DE.....	93	2000-03
Davis, Art* (Alabama State), T.....	70, 78	1953-54
Davis, Fred* (Alabama), T.....	24	1946-51
Davis, Harper (Miss. St.), HB.....	19	1950
Davis, Jason (Illinois), FB.....	43	2008
Davis, John (Emporia State), TE.....	82	2001-02

CHICAGO BEARS ALL-TIME ROSTER

Davis, John (Missouri), DB	47	1970
Davis, Kellen (Michigan State), TE	87	2008-10
Davis, Rashied (San Jose St.), CB/WR	21, 81	2005-10
Davis, Rob (Shippensburg - PA), DT/LS	91	1996
Davis, Roger (Syracuse), G	60	1960-63
Davis, Russell (North Carolina), DE	95	1999
Davis, Wendell (LSU), WR	82	1988-93
Dean, Fred (Texas Southern), G	63	1977
DeCorrevont, Bill* (Northwestern), HB	36	1948-49
DeLong, Steve* (Tennessee), DE	87	1972
Deloplaire, Jack (Salem), RB	33	1979
Dempsey, Frank (Florida), G	40, 62	1950-53
Denney, Austin (Tennessee), E	84	1967-69
Denson, Autry (Notre Dame), RB	25	2001
Dent, Richard (Tennessee St.), DE	95	1983-93; 95
Devlin, Chris (Penn State), LB	50	1978
Dewveall, Willard (SMU), E	88	1959-60
Digris, Bernie* (Holy Cross), T	37	1943
Dimancheff, Boris "Babe" (Purdue), HB	41	1952
Ditka, Mike (Pittsburgh), TE	89	1961-66
Dodd, Al* (NW Louisiana), DB	23	1967
Doehring, John "Bull", FB	11, 27	1932-37
Doerger, Jerry (Wisconsin), T	72	1982
Dogins, Kevin (Texas A&M-Kville), C	73	2001-02
Donchez, Tom (Penn State), RB	36	1975
Dooley, Jim (Miami-FL), E	43 52-54; 56-57; 59-62	
Dorsey, Quinn (Oregon), DE	90	2004
Dottley, John (Mississippi), FB	34	1951-53
Douglas, Merrill (Utah), FB	36	1958-60
Douglass, Bobby (Kansas), QB	10	1969-75
Douglass, Maurice (Kentucky), DB	36, 37	1986-93
Douthitt, Earl (Iowa), S	43	1975
Dowden, Corey (Tulane), CB	20	1997
Draft, Chris (Stanford), LB	96	1998
Dragos, Scott (Boston College), FB/TE	45	2000-01
Dreher, Ferd (Denver), E	20	1938
Dressen, Charley*, QB	5	1920
Drews, Ted* (Princeton), E	20, 80	1928
Dreyer, Wally* (Wisconsin), HB	3, 8	1949
Driscoll, Paddy* (Northwestern), HB	1, 20	1920; 26-29
Drulis, Chuck* (Temple), G	14, 21	1942; 45-50
Drury, Lyle* (St. Louis), E	23	1930-31
Drzewiecki, Ron (Marquette), HB	21	1955; 57
Duarte, George (N Arizona), CB	30	1987
Duerson, Dave* (Notre Dame), S	22	1983-89
Dugger, Jack (Ohio State), E	12	1949
Dulaney, Mike (North Carolina), RB	38	1997
Dunlap, Bob* (Oklahoma), QB	30	1935
Dunsmore, Pat (Drake), TE	91	1983-84
Duvic, John (Northwestern), K	10	1987
Dvoracek, Dusty (Oklahoma), DT	98	2007-08
Dyko, Chris (Washington St.), T	68	1989

E

Earl, Robin (Washington), RB/TE	39, 81	1977-82
Ecker, Ed* (John Carroll), T	22	1947
Edinger, Paul (Michigan State), K	2	2000-04
Edwards, Brian (East Tenn. St.), RB	38	2000
Edwards, Cid (Tennessee State), RB	37	1975
Edwards, Marc (Notre Dame), FB	49	2005
Edwards, Steve (Central Florida), T	79	2002-05
Eilers, Pat (Notre Dame), S	25, 37	1995
Elliott, Jamin (Delaware), WR	87	2002
Ellis, Allan (UCLA), CB	48	73-77; 79-80
Elnes, Leland* (Bradley), QB	10, 11	1929
Ely, Harold* (Iowa), G	11	1932
Ely, Larry (Iowa), LB	54	1975
Engelbreten, Paul* (Northwestern), G	21	1932
Englund, Harry*, E	15	1920-23
Engram, Bobby (Penn State), WR	81	1996-2000
Enis, Curtis (Penn State), RB	39, 44	1998-2000
Epps, Tory* (Memphis State), DT	65	1993-94
Erickson, Craig (Miami-Fla.), QB	19	1999
Erickson, Harold* (Wash. & Jeff.), HB	26	1925
Evans, Earl* (Harvard), T	19, 44	1926-29
Evans, Fred (Notre Dame), HB	11	1948
Evans, Vince (USC), QB	8	1977-83
Everett, Tyler (Ohio State), S	22	2006
Evey, Dick (Tennessee), T	79	1964-69

F

Fada, Rob (Pittsburgh), G	92	1983-84
Fain, Richard (Florida), CB	24	1992
Falkenberg, Herb* (Trinity), FB	30	1952
Famiglietti, Gary* (Boston U.), FB	2	1938-45
Fanning, Stan* (Idaho), T	65	1960-62
Farmer, George (UCLA), WR	43	1970-75
Farrington, John* (Prairie View), E	84	1960-63
Farris, Tom* (Wisconsin), QB	36	1946-47
Faulkerson, Mike (North Carolina), FB	38	1995-96
Feathers, Beattie* (Tennessee), HB	48	1934-37
Febel, Fritz* (Purdue), G	28	1935
Federovich, John* (Davis & Elkins), T	34	1941-42
Feichtinger, Andy*, E	11	1920-21
Fencik, Gary (Yale), S	45	1976-87
Fenimore, Bob* (Oklahoma A&M), HB	55	1947
Ferguson, JB, T	**	1932
Ferguson, Jim (South Carolina), C/LB	58	1969
Fetz, Gus*, FB	10	1923
Figner, George "Bunny" (Colorado), HB	21	1953
Finner, Dave (DePauw), P	15	1984
Fisher, Bob (SMU), TE	85	1980-81
Fisher, Jeff (USC), CB	24	1981-84
Fitzgerald, Greg (Iowa), DT	96	1987
Flaherty, Pat* (Princeton), E	15	1923
Flanagan, Dick* (Ohio State), G	9	1948-49



ALL-TIME ROSTER



Flanagan, Latham* (Carnegie Tech), E.....	19	1931	Gersbach, Carl (West Chester St.), LB.....	59	1975
Flanigan, Jim (Notre Dame), DT.....	68, 99	1994-2000	Geyer, Bill (Colgate), HB.....	7, 11	1942-43, 46
Fleckenstein, Bill* (Iowa), G.....	15	1925-30	Gibron, Abe* (Purdue), G.....	65	1958-59
Floyd, Bobby Jack (TCU), FB.....	30	1953	Gibson, Aaron (Wisconsin), G/T.....	78	2003-04
Flutie, Doug (Boston College), QB.....	2	1986	Gilbert, Jaron (San Jose State), DT.....	90	2009
Fontenot, Al (Baylor), DE.....	96	1993-96	Gilbert, Kline* (Mississippi), T.....	62	1953-57
Fontenot, Jerry (Texas A&M), G.....	67	1989-96	Gilliam, John (South Carolina St.), WR.....	82	1977
Forbes, Marlon (Penn State), S.....	46	1996-98	Gilmore, John (Penn State), TE.....	85	2002-07
Ford, Carl (Toledo), WR.....	19	2005	Glasgow, Brian (N Illinois), TE.....	82, 98	1987
Ford, Charlie (Houston), CB.....	32	1971-73	Glenn, Bill* (E Illinois), QB.....	8	1944
Fordham, Jim* (Georgia), FB.....	3	1944-45	Glueck, Larry (Villanova), B.....	43	1963-65
Forrest, Tom (Cincinnati), G.....	62	1974	Goebel, Paul (Michigan), E.....	44	1925
Forsey, Brock (Boise State), RB.....	44	2003	Goodnight, Owen* (Hardin-Sims), QB.....	27	1946
Forte, Aldo (Montana State), G.....	23	1939-42	Gordon, Dick (Michigan State), WR.....	45	1965-71
Forté, Matt (Tulane), RB.....	22	2008-10	Gordon, Lou* (Illinois), T.....	19	1938
Fortmann, Dan* (Colgate), G.....	21	1936-43	Gorgal, Ken (Purdue), HB.....	14	1955-56
Fortunato, Joe (Mississippi State), LB.....	31	1955-66	Gould, Robbie (Penn State), K.....	9	2005-10
Francis, Sam* (Nebraska), FB.....	38	1937-38	Gowins, Brian (Northwestern), K.....	11	1999
Franklin, Paul* (Franklin), E.....	9	1930-34	Grabowski, Jim (Illinois), RB.....	33	1971
Frazier, Leslie (Alcorn State), CB.....	21	1981-85	Graham, Conrad (Tennessee), DB.....	37	1973
Frederick, Andy (New Mexico), T.....	71	1983-85	Graham, Corey (New Hampshire), CB.....	21	2007-10
Friedman, Lennie (Duke), G.....	62	2005	Graham, Jeff (Ohio State), WR.....	81	1994-95
Frump, Milton* (Ohio Wesleyan), G.....	17	1930	Grandberry, Ken (Wash. St.), RB.....	47	1974
Fuller, Steve (Clemson), QB.....	4	1984-86	Grange, Garland "Gardie" (Illinois), E.....	25	1929-31
Furrer, Will (Virginia Tech), QB.....	2	1992	Grange, Harold "Red" (Illinois), HB/DB.....	77	1925; 29-34
G			Grant, Charles (Georgia), DE.....	94	2010
Gage, Justin (Missouri), WR.....	87, 12	2003-06	Grant, Ernest (Ark.-Pine Bluff), DT.....	72	2002
Gagnon, Dave (Ferris State), RB.....	21	1974	Grasmanis, Paul (Notre Dame), DT.....	93	1996-98
Gaines, Michael (Central Florida), TE.....	85	2009	Gray, Bobby (Louisiana Tech), SS.....	25	2002-04
Gaines, Wentford (Cincinnati), CB.....	36	1978-80	Gray, Chris (Auburn), G.....	62	1997
Galimore, Willie* (Florida A&M), HB.....	28	1957-63	Green, Bobby Joe* (Florida), P.....	88	1962-73
Gallagher, Dave (Michigan), DE.....	76	1974	Green, Mark (Notre Dame), RB.....	31	1989-92
Gallameau, Hugh* (Stanford), HB.....	8	1941-42; 45-47	Green, Mike (Northwestern St.), S.....	43	2000-05
Gandy, Mike (Notre Dame), G.....	69	2002-04	Green, Robert (William & Mary), RB.....	22	1993-96
Garay, Antonio (Boston College), DT.....	90	2006-07	Greenwood, Glen* (Iowa), HB.....	**	1924
Gardner, Gilbert (Purdue), LB.....	59	2008	Griese, Brian (Michigan), QB.....	14	2006-07
Gardocki, Chris (Clemson), P/K.....	17	1991-94	Grim, Bob (Oregon State), WR.....	27	1975
Garrett, Carl (New Mexico Hlands), RB.....	26	1973-74	Grossman, Rex (Florida), QB.....	8	2003-08
Garrett, T.* (Oklahoma A&M), C.....	13	1947-48	Grosvenor, George (Colorado), HB.....	8	1935-36
Garrett, WD* (Mississippi State), T.....	44	1950	Grygo, Al* (South Carolina), HB.....	32	1944-45
Garvey, A. "Hec" (Notre Dame), E.....	6	1922-25	Gudauskas, Pete* (Murray State), G.....	17	1943-44
Garvey, Ed* (Notre Dame), HB.....	28	1925	Gulyanics, George* (Ellisville JC), HB/P.....	39	1947-55
Garza, Roberto (Texas A&M-K'ville), G.....	63	2005-10	Gunn, Jimmy (USC), LB.....	30	1970-75
Gattis, Josh (Wake Forest), S.....	43	2007	Gunner, Harry (Oregon State), DE.....	78	1970
Gault, Willie (Tennessee), WR.....	83	1983-87	H		
Gayle, Shaun (Ohio State), S.....	23	1984-94	Haddon, Aldous* (Wash. & Jeff.), B.....	28	1928
Gedney, Chris (Syracuse), TE.....	84	1993-96	Haines, Kris (Notre Dame), WR.....	83	1979-81
Gentry, Curtiss (Maryland State), DB.....	46	1966-68	Halas, George* (Illinois), E.....	7	1920-29
Gentry, Dennis (Baylor), WR.....	29	1982-92	Hale, Dave (Ottawa), DE.....	75	1969-71
George, Bill* (Wake Forest), G/LB.....	61, 72	1952-65	Hall, Lemanski (Alabama), LB.....	53	1998
George, Jeff (Illinois), QB.....	11	2004	Hallock, Ty (Michigan State), FB.....	49, 94	1998-99
Gepford, Sid* (Millikin & Bethany), B.....	6	1920	Haluska, Jim (Wisconsin), HB.....	11	1956

CHICAGO BEARS ALL-TIME ROSTER

Hamilton, Marcus (Virginia), CB.....	24	2008	Hester, Devin (Miami-FL), CB/KR/PR/WR.....	23	2006-10
Hamity, Lewis* (Chicago), HB.....	3	1941	Hester, Jim* (North Dakota), TE.....	86	1970
Hamlin, Gene (Western Michigan), C.....	50	1971	Hewitt, Bill* (Michigan), E.....	56	1932-36
Hammond, Henry* (Southwestern), E.....	15	1937	Heyward, Craig* (Pittsburgh), FB.....	45	1993
Hampton, Dan (Arkansas), DE.....	99	1979-90	Hibbs, Jesse (USC), T.....	54	1931
Hanie, Caleb (Colorado State), QB.....	12	2008-10	Hicks, Michael (S. Carolina St.), RB.....	44	1996-97
Hanke, Carl* (Minnesota), G.....	5	1922	Hicks, Tom (Illinois), LB.....	54	1976-80
Hanny, Frank* (Indiana), E.....	19	1922-26	High, Lennie*, HB.....	24	1920
Hansen, Clifford (Luther), HB.....	11	1933	Hiles, Van (Kentucky), S.....	48	1997
Hansen, Wayne* (Texas Western), C.....	14, 51	1950-59	Hilgenberg, Jay (Iowa), C.....	63	1981-91
Harbaugh, Jim (Michigan), QB.....	4, 14	1987-93	Hill, Charles (Maryland), DT.....	74	2003
Hardy, Cliff (Michigan State), CB.....	17	1971	Hill, Harlon (Florence St. Tchrs), E.....	87	1954-61
Hardy, John (California), DB.....	38	1991	Hill, Ike (Catawba), WR.....	17	1973-74
Harley, Charles "Chic" (Ohio State), RB.....	**	1921	Hills, Keno (Southwestern La.), G/T.....	68	1999
Harmon, Ronnie (Iowa), RB.....	22	1997	Hillenmeyer, Hunter (Vanderbilt), LB.....	92	2003-10
Harper, LaSalle (Arkansas), LB.....	54	1989	Hilliard, Randy (NW Louisiana), CB.....	47	1998
Harper, Roland (Louisiana Tech), RB.....	35	75-78; 80-82	Hintz, Mike (Wis-Platteville), DB.....	35	1987
Harris, Al (Arizona State), DE.....	90	1979-84; 86-87	Hoban, Mike (Michigan), G.....	67	1974
Harris, Chris (Louisiana-Monroe), S.....	46	2005-06; 10	Hobscheid, Fred* (Chicago), G.....	**	1927
Harris, Chuck (West Virginia), T.....	75	1987	Hodgins, Norm (LSU), S.....	34	1974
Harris, Frank (NC State), RB.....	36	1987	Hoffman, Jack* (Xavier), E.....	82	1952-56
Harris, Raymont (Ohio State), RB.....	29	1994-97	Hoffman, John (Hawaii), DE.....	79	1971
Harris, Richard* (Grambling), DE.....	84	1974-75	Hoffman, John* (Arkansas), E.....	29, 89	1949-56
Harris, Sean (Arizona), LB.....	55	1995-2000	Hoge, Merrill (Idaho), RB.....	33	1994
Harris, Tommie (Oklahoma), DT.....	91	2004-10	Hohensee, Mike (Minnesota), QB.....	8	1987
Harris, Walt (Mississippi State), CB.....	27	1996-2001	Hoke, Jonathan (Ball State), CB.....	47	1980
Harris, Willie (Mississippi State), WR.....	86	1993	Holdman, Warrick (Texas A&M), LB.....	53	1999-2003
Harrison, Jim (Missouri), RB.....	35	1971-74	Holloway, Glen (N Texas State), G.....	61, 62	1970-73
Harrison, Marcus (Arkansas), DT.....	94, 99	2008-10	Holly, Daven (Cincinnati), CB.....	26	2005
Hart, Tommy (Morris Brown), DE.....	53	1978-79	Holman, Willie* (South Carolina St.), DE.....	85	1968-73
Hartenstine, Mike (Penn State), DE.....	73	1975-86	Holmer, Walter* (Northwestern), FB.....	9	1929-30
Hartman, Fred* (Rice), T.....	35	1947	Holmes, Jaret (Auburn), K.....	10	1999
Hartnett, Perry (SMU), G.....	71	1982-83	Holovak, Mike* (Boston College), FB.....	15	1947-48
Hartsell, Mark (Boston College), QB.....	11	2000	Holt, Terrence (NC State), S.....	32	2008
Haselrig, Clint (Michigan), WR.....	81	1974	Hoptowitz, Al* (Washington State), T.....	26	1941-45
Hass, Mike (Oregon State), WR.....	83	2007	Horan, Mike (Long Beach State), P.....	2	1998
Hatley, John* (Sul Ross), G.....	65	1953	Horton, Larry (Iowa), DT.....	64	1972-73
Hawkins, Garland (Syracuse), DE.....	74	1995	Howard, Bobbie (Notre Dame), LB.....	52	2001-03
Haynes, Michael (Penn State), DE.....	97	2003-05	Howard, Dana (Illinois), LB.....	95	1996
Hazelton, Major (Florida A&M), DB.....	49	1968-69	Howley, Charles (West Virginia), C.....	54	1958-59
Healey, Ed* (Dartmouth), T.....	16	1922-27	Hrivnak, Gary (Purdue), DT.....	72	1973-76
Healy, Don (Maryland), G.....	60	1958-59	Huarte, John (Notre Dame), QB.....	7	1972
Hearden, Tom* (Notre Dame), QB.....	80	1929	Huerta, Carlos (Miami-FL), K.....	8	1996
Heck, Andy (Notre Dame), T.....	64	1994-98	Hudson, Chris (Colorado), S.....	47	1999
Heileman, Charles* (Iowa State), E.....	**	1939	Huff, Gary (Florida State), QB.....	19	1973-76
Heimuli, Lakei (BYU), RB.....	38	1987	Huffine, Ken* (Purdue), FB.....	5	1921
Helwig, John* (Notre Dame), G.....	80	1953-56	Hugasian, Harry (Stanford), HB.....	48	1955
Hempel, Bill* (Carroll), T.....	19	1942	Hughes, Billy* (Texas), C.....	24	1940-41
Henderson, Reuben (San Diego St.), CB.....	20	1981-82	Hughes, Tyrone (Nebraska), PR/KR.....	33	1997
Hensley, Dick (Kentucky), E.....	82	1953	Hull, Mike (USC), FB.....	33	1968-70
Hernandez, Adam (Yale), G.....	78	1998	Hultz, Don (Southern Miss.), DT.....	67	1974
Herdon, Jimmy (Houston), T.....	74	1997-2001	Humphries, Stefan (Michigan), G.....	75	1984-86
Herron, Bruce (New Mexico), LB.....	51	1978-82	Hunsinger, Chuck (Florida), HB.....	46	1950-52



ALL-TIME ROSTER



Hunt, Jackie* (Marshall), HB.....	25	1945
Huntington, Greg (Penn State), G.....	67	1997-99
Hurst, William* (Oregon), G.....	**	1924
Hutchison, Anthony (Texas Tech), RB.....	31	1983-84
Hutchinson, Chad (Stanford), QB.....	9	2004
Huther, Bruce (New Hampshire), LB.....	57	1982
Hyche, Steve (Livingston), LB.....	58	1989
Hyland, Bob (Boston College), C.....	50	1970

I

Idonije, Israel (Manitoba), DE.....	71	2004-10
Iglesias, Jaquín (Oklahoma), WR.....	17	2009
Ingwersen, Burt* (Illinois), G.....	10	1920-21
Ippolito, Anthony* (Purdue), G.....	82	1943
Ireland, Darwin (Arkansas), LB.....	52, 60	1994-95
Ivlow, John (Colorado State), RB.....	46	1993
Iwuh, Brian (Colorado), LB.....	52	2010

J

Jackson, Bobby (Alabama), HB.....	20	1961
Jackson, Jack (Florida), WR.....	88	1995-96
Jackson, John (USC), WR.....	82	1996
Jackson, Noah (Tampa), G.....	65	1975-83
Jackson, Randy (Florida), T.....	65	1967-74
Jackson, Vestee (Washington), CB.....	24	1986-90
Jaeger, Jeff (Washington), K.....	1	1996-99
Jagade, Chick* (Indiana), FB.....	30	1954-55
James, Dan* (Ohio State), T.....	74	1967
Janata, John (Illinois), T.....	72	1983
Janet, Ernie (Washington), G.....	64	1972-74
January, Mike (Texas), LB.....	94	1987
Jarmoluk, Mike* (Temple), T.....	25	1946-47
Jecha, Ralph (Northwestern), G.....	69	1955
Jeffries, Eric (Texas), CB.....	24, 31	1987
Jencks, Robert* (Miami, OH), E.....	80	1963-64
Jenkins, Corey (South Carolina), LB.....	53	2004
Jennings, Keith (Clemson), TE.....	85	1991-97
Jennings, Tim (Georgia), CB.....	26	2010
Jensvold, Leo* (Iowa), QB.....	10	1931
Jeter, Bob (Iowa), CB.....	29	1971-73
Jeter, Perry (California Poly Tech), RB.....	21	1956-57
Jewett, Bob (Michigan State), E.....	86	1958
Jiggetts, Dan (Harvard), T.....	62	1976-82
Jimoh, Ade (Utah State), CB.....	35	2007
Joe, Leon (Maryland), LB.....	53	2004-06
Joesting, Herb* (Minnesota), FB.....	33	1931-32
Johnson, Albert* (Kentucky), FB.....	3	1938
Johnson, Anthony (Notre Dame), RB.....	25	1995
Johnson, Bill* (SMU), G.....	33	1946-47
Johnson, Bryan (Boise State), FB.....	47	2004-05
Johnson, Clyde (Kansas State), DB.....	35	1997
Johnson, Greg (Florida State), DT.....	78	1977
Johnson, Herman (LSU), G.....	67	2010

Johnson, Jack (Miami-FL), B.....	49	1957-59
Johnson, John (Indiana), T.....	76	1963-68
Johnson, Keshon (Arizona), CB.....	25, 37	1993-95
Johnson, Leo (Millikin), HB.....	8	1920
Johnson, Leon (North Carolina), RB.....	32	2001-02
Johnson, Oscar G*, FB (Vermont).....	1, 10	1924
Johnson, Pete (VMI), B.....	20	1959
Johnson, Robert (Auburn), TE.....	82	2003
Johnson, Tank (Washington), DT.....	99	2004-06
Johnson, Todd (Florida), S.....	32, 35	2003-06
Johnson, Troy (Oklahoma), LB.....	92	1988-89
Johnson, Will (NE Louisiana), LB.....	89, 93	1987
Johnsone, Luke* (Northwestern), E.....	24	1929-37
Jones, Bob (San Diego State), E.....	43	1967
Jones, Dante (Oklahoma), LB.....	53	1988-94
Jones, Daryl (Miami-FL), WR.....	82	2004
Jones, Edgar* (Pittsburgh), HB.....	27, 37	1945
Jones, Greg (Colorado), LB.....	55	2001
Jones, Jermaine (Northwestern St.), CB.....	26	1999
Jones, Jerry* (Notre Dame), G.....	12	1920-21
Jones, Jimmy (Wisconsin), E.....	80	1965-67
Jones, Kevin (Virginia Tech), RB.....	27	2008-09
Jones, Stan* (Maryland), T.....	78	1954-65
Jones, Thomas (Virginia), RB.....	20	2004-06
Joyce, Eric (Tennessee State), DB.....	38	2002
Jordan, Donald (Houston), RB.....	49	1984
Joseph, Dwayne (Syracuse), CB.....	32	1995-96
Juenger, Dave (Ohio U.), WR.....	38	1973
June, Cato (Michigan), LB.....	59	2009
Jurkovic, Mirko (Notre Dame), G.....	64	1992

K

Karr, William* (West Virginia), E.....	22	1933-38
Karras, Ted (Indiana), G.....	67	1960-64
Karwales, Jack* (Michigan), E.....	33	1946-47
Kashama, Alain (Michigan), DE.....	94	2004
Kassel, Chuck* (Illinois), E.....	24	1927
Kavanaugh, Ken* (LSU), E.....	51	40-41; 45-50
Kawal, Ed* (Illinois), C.....	19, 27	1931-36
Keane, Jim* (Iowa State), E.....	20	1946-51
Keefe, Jerry* (Notre Dame), G.....	**	1920
Kelly, Elmo (Wichita), E.....	76	1944
Kelly, Jim (Tennessee State), TE.....	88	1974
Kendricks, Jim* (Texas A&M), T.....	6, 26	1924
Kennedy, Jimmy (Penn State), DT.....	72	2007
Kennison, Eddie (LSU), WR.....	82	2000
Keriasotis, Nick* (St. Ambrose), G.....	19	1942-44
Keyes, Marcus (North Alabama), DT.....	73	1996-97
Keys, Tyrone (Mississippi St.), DE.....	98	1983-85
Kiesling, Walter* (St. Thomas), G.....	25	1934
Kilcullen, Bob (Texas Tech), T.....	74	1957-65
Kilgore, Jon (Auburn), P.....	80	1968
Kindt, Don* (Wisconsin), HB.....	6, 81	1947-55

CHICAGO BEARS ALL-TIME ROSTER

Kindt, Don Jr. (Wis-LaCrosse), TE.....	81	1987	Leclerc, Roger (Trinity), K/LB.....	54, 83	1960-66
King, Ralph* (Chicago), T	2	1925	Le Bel, Harper (Colorado State), LS	88	1997
Kinney, Steve (Utah State), T	63	1973-74	Lee, Buddy (LSU), QB	14	1971
Kirk, Ken* (Mississippi), C	53	1960	Lee, Herman* (Florida A&M), T	70	1958-66
Kissell, Adolph* (Boston College), FB	18	1942	Lee, Shawn (North Alabama), DE	76	1998
Kittner, Kurt (Illinois), QB	15	2005	Leeuwenburg, Jay (Colorado), G	58	1992-95
Klawitter, Dick* (S. Dakota State), C	54	1956-57	Leeuwenburg, Rich (Stanford), T	57	1965
Klein, Richard* (Iowa), T	79	1958-59	Leggett, Earl (LSU), T	71	1957-65
Knapczyk, Ken (Northern Iowa), WR	88	1987	Lemon, Clifford* (Centre), T	9	1926
Knight, Bryan (Pittsburgh), LB	90	2002-03	Leonard, James* (Colgate), T	**	1924
Knop, Oscar* (Illinois), FB	11	1923-28	Lesane, James (Virginia), HB	49	1952-53
Knox, Bill (Purdue), DB	31	1974-76	Lewis, Darren (Texas A&M), RB	33	1991-93
Knox, Johnny (Abilene Christian), WR	13	2009-10	Lewis, Nate (Oregon Tech), WR	82	1994-95
Knox, Ron (UCLA), QB	18	1957	Lewis, Scotty (Baylor), DT	79	1995
Koehler, Robert* (Northwestern), FB	3	1920-21	Lick, Dennis (Wisconsin), T	70	1976-81
Kolman, Ed* (Temple), T	29	1940-44	Lincoln, Jeremy (Tennessee), CB	39	1992-95
Konovsky, Bob* (Wisconsin), G	58	1960	Line, Bill (SMU), DT	67	1972
Kopcha, Joe* (Chattanooga), G	29	1929-35	Lintzenich, Joseph* (St. Louis), FB	7	1930-31
Kortas, Kenneth (Louisville), T	70	1969	Lipscomb, Paul* (Tennessee), T	74	1954
Kosins, Gary (Dayton), RB	33	1972-74	Lisch, Rusty (Notre Dame), QB	12	1984
Kozlowski, Glen (BYU), WR	88	1987-92	Littleton, Jody (Baylor), LS	63	2002
Kramer, Erik (NC State), QB	12	1994-98	Livers, Virgil (W. Kentucky), CB	24	1975-79
Kreamcheck, John (Wm. & Mary), T	58	1953-55	Livingston, Andy (Phoenix JC), B	48	1964-65
Kreitling, Rich (Illinois), E	82	1964	Livingston, Howie* (Fullerton JC), DB	48	1953
Krenk, Mitch (Nebraska), TE	89	1984	Lloyd, Brandon (Illinois), WR	80	2008
Krenzelt, Craig (Ohio State), QB	16	2004	Logan, James (Indiana), G	20, 37	1942-43
Kreutz, Olin (Washington), C	57	1998-2010	Long, Harvey* (Detroit), T	27	1929
Krieg, Dave (Milton College -WI), QB	17	1996	Long, Johnny* (Colgate), QB	33	1944-45
Kriewald, Doug (West Texas State), G	60	1967-68	Lott, Andre (Tennessee), DB	26	2006
Krumm, Todd (Michigan State), S	44	1988	Louis, Lance (San Diego State), G	60	2009-10
Kuechenberg, Rudy (Indiana), LB	59	1967-69	Lowe, Lloyd (North Texas State), HB	28	1953-54
Kunz, Lee (Nebraska), LB	57	1979-81	Lowery, Michael (Mississippi), LB	53	1996-97
Kurek, Ralph (Wisconsin), FB	32	1965-70	Luckman, Sid* (Columbia), QB	42	1939-50

L			Lujack, Johnny (Notre Dame), QB	32	1948-51
Lacina, Corbin (Augustana), G	63	2003	Lundy, Dennis (Northwestern), RB	43	1995
Lacy, Bo (Arkansas), G	69	2004	Lusby, Vaughn (Arkansas), CB	29	1980
LaFavor, Tron (Florida), DT	73	2003	Lyle, Garry (G. Washington), CB	44	1968-74
LaFleur, Joe* (Marquette), FB	2	1922-24	Lyman, Dustin (Wake Forest), TE	89	2000-04
LaForest, W*, FB	**	1920	Lyman, Roy "Link" (Neb.), T	2, 11, 12, 14, 77	26-28-30-31-33-34
Lahar, Harold* (Oklahoma), G	12	1941-1945	Lynch, Lorenzo (Cal St.-Sac.), DB	43	1987-89
Lamb, Walter* (Oklahoma), E	12	1946	Lyon, George* (Kansas State), T	17	1929
Landry, Greg (Massachusetts), QB	11	1984			

Lanum, R. "Jake" (Ill & Millikin), QB	1	1920-24	M		
LaRocque, Joey (Oregon State), LB	90	2008	MacLeod, Robert* (Dartmouth), HB	5	1939-40
Larson, Fred* (Notre Dame), C	14, 17	1922	Macon, Ed (College of Pacific), HB	25	1952-53
Lashar, Tim (Oklahoma), K	16	1987	MacWherter, Kile* (Bethany), FB	14	1920
Lasker, Greg (Arkansas), S	31	1988	Magnani, Dante* (St. Mary's), HB	3, 4, 8	1943; 46; 49
Latta, Greg* (Morgan State), TE	88	1975-80	Maillard, Ralph* (Creighton), T	23	1929
Lawler, Allen* (Texas), HB	33	1948	Malone, Charles* (Texas A&M), E	25	1933
Lawson, Roger (W. Michigan), RB	36	1972-73	Manders, Jack* (Minnesota), HB	10	1933-40
Layne, Bobby* (Texas), QB	22	1948	Maness, James (TCU), WR	81	1985
Leahy, Bernie* (Notre Dame), HB	6	1932	Mangum, John (Alabama), S	26	1990-98
			Maniaci, Joe* (Fordham), RB	11	1938-41



ALL-TIME ROSTER



Mannely, Patrick (Duke), T/LS.....	65	1998-2010	McInerney, Sean (Frostburg State), DT.....	68	1987
Manning, Danieal (Abilene Christian), S/KR.....	38	2006-10	McKenzie, Keith (Ball State), DT.....	95	2002
Manning, Pete (Wake Forest), E.....	86	1960-61	McKie, Jason (Temple), FB.....	37	2003-09
Manning, Jr., Ricky (UCLA), CB.....	24	2006-07	McKinney, Phil (UCLA), T.....	67	1982
Manske, Edgar "Eggs" (Northwestern), E.....	7, 17	1937-40	McKinney, Bill (West Texas), LB.....	54	1972
Manumaleuna, Brandon (Arizona), TE.....	86	2010	McKinnon, Dennis (Florida State), WR.....	85	83-85-87-89
Marconi, Joe* (West Virginia), FB.....	34	1962-66	McLean, Ray "Scooter" (St. Anselm), HB.....	57	1940-47
Margarita, Bob* (Brown), HB.....	44	1944-46	McMahon, Jim (BYU), QB.....	9	1982-88
Margerum, Ken (Stanford), WR.....	82, 89	81-83-85-86	McMichael, Steve (Texas), DT.....	76	1981-93
Marshall, Alfonso (Miami-FL), CB.....	22	2004	McMillen, Jim* (Illinois), G.....	22	1924-29
Marshall, Anthony (LSU), DB.....	36	1994-97	McMillon, Todd (N. Arizona), CB.....	26	2000-04
Marshall, Wilber (Florida), LB.....	58	1984-87	McMullen, Daniel* (Nebraska), G.....	21	1930-31
Marten, James (Boston College), T.....	72	2009	McMurtry, Greg (Michigan), WR.....	88	1994
Martin, Bill (Georgia Tech), E.....	22, 85	1964-65	McNown, Cade (UCLA), QB.....	8	1999-2000
Martin, Billy* (Minnesota), HB.....	22	1962-64	McPherson, Forrest* (Nebraska), G.....	25	1935
Martin, Chris (Northwestern), CB.....	25	1996	McQuarters, R.W. (Oklahoma St.), CB.....	21	2000-04
Martin, Dave (Notre Dame), LB.....	53	1969	McRae, Bennie (Michigan), DB.....	26	1962-70
Martin, Frank* (Alabama), HB.....	33	1941	McRae, Franklin (Tenn. State), DT.....	58	1967
Martinovich, P.* (Coll. of Pacific), G.....	19, 66	1940	Meadows, Ed* (Duke), E.....	76, 86	1954-56
Maslowski, Matt (San Diego U.), WR.....	46, 82	1972	Mellekas, John (Arizona), T.....	76	1956-61
Mass, Wayne (Clemson), OT.....	74	1968-70	Melton, Henry (Texas), DE.....	69	2010
Masters, Bob* (Baylor), FB.....	37	1943-44	Merkel, Monte* (Kansas), G.....	13	1942-43
Masterson, Bernie* (Nebraska), QB.....	33	1934-40	Merrill, Mark (Minnesota), LB.....	50	1979
Masterson, Forest (Iowa), C.....	15	1945	Merrill, Than (Yale), S.....	22	2001
Mastrogany, Gus* (Iowa), E.....	29	1931	Merritt, Ahmad (Wisconsin), WR.....	81	2001-03
Matheson, Jack* (W. Michigan), E.....	41	1947	Metcalf, Terrence (Mississippi), T/G.....	60	2002-08
Mattes, Ron (Virginia), T.....	75	1991	Meyers, Denny* (Iowa), T.....	33	1931
Matthews, Shane (Florida), QB.....	9	1993-96; 99-01	Meyers, Jerry (N. Illinois), DL.....	74	1976-79
Mattson, Riley (Oregon), T.....	75	1965	Michaels, Edward* (Villanova), G.....	18	1936
Matuza, Al (Georgetown), C.....	15	1941-44	Mihal, Joe* (Purdue), T.....	27	1940-41
Maumalanga, Chris (Kansas), DT.....	72	1997	Milburn, Glyn (Stanford), RB/KR.....	24	1998-2001
Maxey, Marcus (Miami, FL), CB.....	27	2006	Miller, Charles "Ookie" (Purdue), C.....	76	1932-37
May, Chester*, G.....	19	1920	Miller, Fred (Baylor), T.....	69	2005-08
May, Walter O. "Red"*, G.....	19	1920	Miller, Jim (Michigan State), QB.....	15	1998-2002
Mayes, Alonzo (Oklahoma State), TE.....	85	1998-2000	Miller, Milford (Chadron), T.....	26, 76	1932
Mayes, Rufus* (Ohio State), T.....	71	1969	Milner, Bill (Duke), G.....	38	1947-49
Maynard, Brad (Ball State), P.....	4	2001-10	Milton, Eldridge (Clemson), LB.....	57	1987
Maznicki, Frank (Boston College), HB.....	4	1942-43	Mines, Fontel (Virginia), TE.....	89	2007
McAfee, George (Duke), HB.....	5, 33	1940-41; 45-50	Miniefield, Kevin (Arizona State), CB.....	24	1993-96
McBride, Trumaine (Mississippi), CB.....	26	2007-09	Minini, Frank (San Jose State), HB.....	44	1947-49
McClendon, Willie (Georgia), RB.....	37	1979-82	Minter, Barry (Tulsa), LB.....	92	1993-2000
McClover, Darrell (Miami-FL), LB.....	58, 98	2006-09	Mintun, John F. "Jake"*, C.....	20	1920-21
McColl, Bill (Stanford), E.....	83	1952-59	Mirer, Rick (Notre Dame), QB.....	13	1997
McCray, Bruce (W. Illinois), CB.....	31	1987	Mitchell, Charley* (Tulsa), HB.....	37	1945
McDonald, Lester* (Nebraska), E.....	76	1937-39	Mitchell, Qasim (No. Car. A&T), T.....	72	2003-05
McDonald, Rico (Pittsburgh), LB.....	54	1998-99	Mohardt, John* (Notre Dame), HB.....	26	1925
McElroy, Ray (Eastern Illinois), S.....	47	2000	Molesworth, Keith* (Monmouth), HB.....	4	1931-37
McElwain, Bill* (Northwestern), HB.....	29	1925	Montgomery, Randy (Weber State), CB.....	27	1974
McEnulty, Doug* (Wichita), FB.....	29	1943-44	Montgomery, Ross (TCU), FB.....	22	1969-70
McGee, Richmond (Texas), P.....	10	2009	Mooney, Jim* (Georgetown), E.....	18	1935
McGee, Tony (Bishop College), DE.....	71	1971-73	Mooney, Tip* (Abilene Christian), HB.....	4	1944-46
McGowan, Brandon (Maine), S.....	36	2005-08	Moore, Albert* (Northwestern), QB.....	8	1932
McGuire, Gene (Notre Dame), C.....	60	1993	Moore, Damon (Ohio State), SS.....	37	2002

CHICAGO BEARS ALL-TIME ROSTER

Moore, D.J. (Vanderbilt), CB.....	30	2009-10
Moore, Jerry (Arkansas), S.....	18	1971-72
Moore, Joe (Missouri), RB.....	49	1971-72
Moore, Joshua (Kansas State), CB.....	31	2010
Moore, McNeill (Sam Houston), HB.....	29	1954-56
Moore, Rocco (Western Michigan), G.....	71	1980
Moorehead, Emery (Colorado), TE.....	43, 87	1981-88
Moreno, Moses (Colorado State), QB.....	4	1998
Morgan, Anthony (Tennessee), WR.....	81	1991-93
Morgan, Mike (Wisconsin), RB.....	29	1978
Morris, Byron "Bam" (Texas Tech), RB.....	33	1998
Morris, Francis* (Boston U.), HB.....	11	1942
Morris, Johnny (Santa Barbara), FL.....	47	1958-67
Morris, Jon (Holy Cross), C.....	63	1978
Morris, Larry (Georgia Tech), LB.....	33	1959-65
Morris, Ray (UTEP), LB.....	92	1987
Morris, Ron (SMU), WR.....	84	1987-92
Morrison, Fred "Curley" (Ohio State), FB.....	15	1950-53
Morrissey, Jim (Michigan State), LB.....	51	1985-93
Morton, John* (Missouri), HB.....	36	1945
Moser, Robert* (Pacific), C.....	55	1951-53
Mosley, Anthony (Fresno State), RB.....	46	1987
Mosley, Henry* (Morris Brown), HB.....	49, 90	1955
Mucha, Charles (Washington), G.....	**	1935
Mucha, Rudy* (Washington), G.....	16	1945-46
Muckensturm, Jerry (Arkansas St.), LB.....	58	1976-82
Mudd, Howard (Hillsdale), G.....	68	1969-70
Muhammad, Muhsin (Michigan St.), WR.....	87	2005-07
Mullen, Verne* (Illinois), E.....	15, 21	1923-25
Mullins, Don R. (Houston), HB.....	40	1961-62
Mullins, Noah (Kentucky), HB.....	10	1946-49
Mundee, Fred* (Notre Dame), C.....	20, 36	1943-45
Murray, Richard* (Marquette), T.....	18	1924
Murry, Don* (Wisconsin), T.....	18	1924-31
Musso, George* (Millikin), G.....	16	1933-44
Musso, Johnny (Alabama), RB.....	22	1975-77
Muster, Brad (Stanford), FB.....	25	1988-92
Myslinski, Tom (Tennessee), OL.....	69	1993-94

N

Nagurski, Bronko* (Minnesota), FB.....	3, 16	1930-37; 43
Neacy, Clement* (Colgate), E.....	80	1927
Neal, Dan (Kentucky), C.....	52	1975-83
Neal, Ed* (LSU), G.....	58	1951
Neck, Tommy (LSU), HB.....	48	1962
Neely, Bobby (Virginia), TE.....	87	1996
Negus, Fred* (Wisconsin), C.....	18	1950
Neidert, John (Louisville), LB.....	63	1970
Nelson, Everett* (Illinois), T.....	17	1929
Nesbitt, Dick* (Drake), HB.....	2	1930-33
Newkirk, Robert (Michigan St.), DT.....	62	2000-01
Newsome, Billy (Grambling), DE.....	87	1977
Newton, Bob (Nebraska), G.....	78	1971-75

Nickla, Ed (Maryland), G.....	72	1959
Nielsen, Hans (Michigan State), K.....	6	1981
Nix, Kent (TCU), QB.....	16	1970-71
Nolting, Ray* (Cincinnati), HB.....	25, 33	1936-43
Norberg, Hank* (Stanford), E.....	16	1948
Nordquist, Mark (Pacific), G/C.....	63	1975-76
Nori, Reino* (DeKalb), HB.....	4	1938
Norman, Dick (Stanford), QB.....	12	1961
Norman, Tim (Illinois), G.....	67	1983
Norris, Jon (American Intl.), DE.....	98	1987
Norvell, Jay (Iowa), LB.....	91	1987
Novoselsky, Brent (Penn), TE.....	98	1988
Nowaskey, Bob* (G Washington), E.....	20	1940-42

O

Oakley, Anthony (W. Kent), C/G.....	68	2006
O'Bradovich, Ed (Illinois), DE.....	87	1962-71
O'Connell, JF* (Penn State), C.....	**	1924
O'Connell, Tom (Illinois), QB.....	10	1953
O'Neill, Pat (Syracuse), P.....	8	1995
O'Quinn, John* (Wake Forest), E.....	37	1950-51
O'Rourke, Charles* (Boston College), QB.....	48	1942
Oakley, Anthony (Western Kentucky), G.....	68	2007
Obee, Terry (Oregon), WR.....	83	1993-94
Odum, Joe, (Purdue), LB.....	59	2003-05
Oech, Verne* (Minnesota), G.....	23	1936
Oelerich, John* (St. Ambrose), HB.....	7	1938
Ogden, Ray (Alabama), TE.....	38	1969-71
Ogunleye, Adewale (Indiana), DE.....	93	2004-09
Oliver, Jack (Memphis State), T.....	71	1987
Olsen, Greg (Miami-FL), TE.....	82	2007-10
Omiyale, Frank (Tennessee Tech), G/T.....	68	2009-10
Ortego, Keith (McNeese St.), WR.....	89, 96	1985-87
Orton, Kyle (Purdue), QB.....	18	2005-07
Osborne, Jim (Southern), DT.....	68	1972-84
Oshinowo, Babatunde (Stanford), DT.....	70	2007
Osmanski, Bill* (Holy Cross), FB.....	9	39-43; 46-47
Osmanski, Joe* (Holy Cross), FB.....	18	1946-49
Overhauser, Chad (UCLA), T.....	69	1998
Owens, John (Notre Dame), TE.....	82	2004

P

Pace, Orlando (Ohio State), T.....	76	2009
Pagac, Fred (Ohio State), TE.....	82	1974
Page, Alan (Notre Dame), DT.....	82	1978-81
Palmer, Dan (Air Force), T.....	73	1999
Parrish, James (Temple), T.....	79	1996
Parrish, Tony (Washington), S.....	37	1998-2001
Parsons, Bob (Penn State), P/TE.....	86	1972-83
Patterson, Billy* (Baylor), QB.....	57	1939
Paul, Markus (Syracuse), S.....	36	1989-92
Pauley, Frank Don* (Wash. & Jeff.), T.....	14	1930
Payne, Kevin (La.-Monroe), S.....	44	2007-09



Payton, Sean (E Illinois), QB	17	1987
Payton, Walter* (Jackson State), RB	34	1975-87
Pearce, W. "Pard" (Penn.), QB	4	1920-22
Pearson, Madison* (Kansas), C	26	1929-34
Pederson, Jim* (Augsburg), HB	17	1932
Pelffer, Dan (SE Missouri State), C	53	1975-77
Penn, Chris (Tulsa), WR	86	1997-98
Peppers, Julius (North Carolina), DE	90	2010
Percival, Mac (Texas Tech), K	83	1967-73
Perez, Peter* (Illinois), G	19	1945
Perina, Bob* (Princeton), HB	33	1949-50
Perini, Pete (Ohio State), FB	39	1954-55
Perkins, Don* (Plattsville), FB	19	1945-46
Perrin, Lonnie (Illinois), RB	25	1979
Perry, Todd (Kentucky), G	75	1993-2000
Perry, William "Refrigerator" (Clemson), DT	72	1985-93
Peter, Christian (Nebraska), DT	97	2002
Peterson, Adrian (Ga. Southern), RB	29	2002-09
Peterson, Anthony (Notre Dame), LB	57	1997
Petlibon, Richie (Tulane), HB	17	1959-68
Petty, John* (Purdue), FB	10	1942
Petty, Ross* (Illinois), G	17	1920
Phillips, Lloyd (Arkansas), DE	86	1967-69
Phillips, Reggie (SMU), CB	21, 48	1985-87
Phipps, Mike (Purdue), QB	15	1977-81
Piccolo, Brian* (Wake Forest), RB	41	1966-69
Pickens, Bob (Nebraska), T	70	1967-68
Pickering, Clay (Maine), WR	86	1986
Pierson, Shurron (South Florida), DE	98	2004
Pifferini, Bob (UCLA), LB	58	1972-75
Pilgrim, Evan (BYU), G	65	1995-97
Pinder, Cyril (Illinois), RB	22	1971-72
Pippens, Jerrell (Nebraska), S	36	2004
Plank, Doug (Ohio State), S	46	1975-82
Plasman, Dick* (Vanderbilt), E	14	1937-41; 44
Podmajersky, Paul* (Illinois), G	**	1944
Polisky, John* (Notre Dame), G	16, 27	1929
Polite, Lousaka (Pittsburgh), FB	39	2007
Polk, Octus (Stephen F. Austin), G	69	1995-96
Pollock, Bill* (Penn. Military Acad.), HB	2	1935-36
Pool, Hampton* (Stanford), E	76	1940-43
Potter, Kevin (Missouri), S	20	1983-84
Powell, Carl (Louisville), DT	72	2001
Preston, Pat* (Wake Forest), G	53	1946-49
President, Andre (Angelo St.), TE	87	1995
Price, Terry (Texas A&M), DT	65	1990
Pride, Dan (Jackson State), LB	57	1968-69
Primus, Greg (Colorado State), WR	87	1994-95
Pritchett, Stanley (South Carolina), FB	36	2001-03
Proctor, Rex* (Rice), HB	47	1953
Proehl, Ricky (Wake Forest), WR	87	1997
Pruitt, Mickey (Colorado), LB	46, 52	1988-90
Purnell, James* (Wisconsin), LB	53	1964-68

Pyle, Mike (Yale), C	50	1961-69
----------------------------	----	---------

Q

Quinn, Jonathan (Middle Tenn. St.), QB	12	2004
--	----	------

R

Rabold, Mike* (Indiana), G	64	1964-66
Rains, Dan (Cincinnati), LB	53	1982-85
Rakestraw, Larry (Georgia), QB	12	1964-67
Ramsey, Frank (Oregon State), G	13	1945
Rather, Bo (Michigan), WR	80	1974-78
Reader, Russ* (Michigan State), HB	11	1947
Reese, Lloyd* (Tennessee), FB	22	1946
Reese, Marcus (UCLA), LB	52	2004
Reeves, Carl (NC State), DE	68	1996-98
Reid, Gabe (BYU), TE	48	2003, 05-06
Reilly, Mike (Iowa), LB	62	1964-68
Rentlie, Caesar (Oklahoma), T	71	1988
Rentner, Ernest* (Northwestern), HB	7, 23	1936-37
Reppond, Mike (Arkansas), WR	81	1973
Reynolds, Tom (San Diego State), WR	87	1973
Rice, Andy (Texas Southern), DT	70	1972-73
Richards, Golden (Hawaii), WR	83	1978-79
Richards, Ray* (Nebraska), T	44	1933-36
Richardson, Mike (Arizona State), CB	27	1983-88
Richman, Harry* (Illinois), G	16	1929
Rideau, Brandon (Kansas), WR	84	2007-08
Riley, Karon (Minnesota), DE	95	2001
Riley, Pat (Miami-FL), DT	78, 95	1995
Riley, Phillip (Florida State), WR	15	1996
Rivera, Ron (California), LB	59	1984-92
Rivera, Steve (California), WR	83	1977
Rivers, Garland (Michigan), DB	32	1987
Rives, Don (Texas Tech), LB	57	1973-78
Roach, Nick (Northwestern), LB	53	2007-10
Roberts, Tom* (DePaul), G	82	1943-44
Roberts, Willie (Houston), CB	24	1973
Robertson, Bernard (Tulane), T	74	2002
Robinson, Bryan (Fresno State), DL	98	1998-2003
Robinson, Marcus (S. Carolina), WR	88	1997-2002
Rodenhauser, Mark (Illinois St.), C	51, 52	1987-88
Roder, Mirro, K	15	1973-74
Roehlk, Jon (Iowa), G	64	1987
Roehnell, William* (Bradley), G	69	1958-59
Rogers, Mel (Florida A&M), LB	51	1977
Roggeman, Tom (Purdue), G	67	1956-57
Romanik, Steve (Villanova), QB	12	1950-53
Romney, Milton* (Chicago), QB	10	1925-29
Ronzani, Gene* (Marquette), QB	6	33-38-44-45
Roper, John (Texas A&M), LB	55	1989-92
Rosequist, Ted* (Ohio State), T	23, 47	1934-36
Rothschild, Doug (Wheaton), LB	54	1987
Rouse, James (Arkansas), RB	30	1990-91

CHICAGO BEARS ALL-TIME ROSTER

Roveto, John (SW Louisiana), K.....	4, 9	1981-82
Rowden, Larry (Houston), LB.....	53	1971
Rowell, Eugene (Dubuque), DT.....	65	1987
Rowland, Brad (McMurry), HB.....	86	1951
Rowland, Justin (TCU), HB.....	20	1960
Rubens, Larry (Montana State), C.....	52, 53	1986
Runnels, J.D. (Oklahoma), FB.....	48	2006
Rupp, Nelson* (Dennison), QB.....	**	1921
Russell, Reginald (Northwestern), E.....	24	1928
Ryan, John (Detroit), T.....	12	1929
Ryan, Rocky (Illinois), E.....	45	1958
Ryan, Tim (USC), DT.....	96, 99	1990-93
Rydalch, Ron (Utah), DT.....	76	1975-80
Ryzdewski, Frank* (Notre Dame), C.....	**	1923
Rykovich, Julie* (Illinois), HB.....	11	1949-51

S

Sacrinty, Nick (Wake Forest), QB.....	4	1947
Salaam, Rashaan (Colorado), RB.....	31	1995-97
Saldi, Jay (South Carolina), TE.....	81	1983-84
Samuel, Khari (Massachusetts), LB.....	91	1999-2001
Sanders, Glenell (Louisiana Tech), LB.....	64	1990
Sanders, Thomas (Texas A&M), RB.....	20, 31	1985-89
Sanderson, Reggie (Stanford), RB.....	39	1973
Sanderson, Scott (Washington St.), G.....	74	2003
Sanford, Sulecio (Middle Tenn. St.), WR.....	82	1999
Sauerbrun, Todd (West Virginia), P.....	16	1995-99
Sauter, Cory (Minnesota), QB.....	17	2002
Savoldi, Joe* (Notre Dame), FB.....	54	1930
Sayers, Gale (Kansas), HB.....	40	1965-71
Schiechl, John* (Santa Clara), C.....	41, 66	1945-46
Schmidt, Terry (Ball State), S.....	44	1976-84
Schreiber, Larry (Tenn. Tech), RB.....	36	1976
Schroeder, Gene (Virginia), E.....	88	51-52/54-57
Schubert, Steve (Massachusetts), WR.....	85	1975-79
Schuette, Paul* (Wisconsin), G.....	22	1930-32
Schultz, Bill (USC), G.....	67	1997
Schwartz, Jim (Purdue), LB.....	59, 65	1992, 1998
Schweda, Brian (Kansas), DE.....	60	1966
Schweidler, Dick (St. Louis), HB.....	31	1938-39/46
Scott, Ian (Florida), DT.....	95	2003-06
Scott, James (Henderson JC), WR.....	89	1976-80: 82
Scott, Ralph* (Wisconsin), T.....	17	1921-25
Seals, George (Missouri), G.....	67	1965-71
Seiberling, Gerald* (Drake), FB.....	30	1932
Senn, Bill* (Knox), HB.....	6	1926-31
Serini, Washington* (Kentucky), G.....	23	1948-51
Setzer, Bobby (Boise State), DE.....	76	2002
Sevy, Jeff (California), T/DE.....	75	1975-78
Seward, Len (E. Illinois), LS.....	52	1987
Seymour, Jim* (Notre Dame), WR.....	84	1970-72
Shaffer, Kevin (Tulsa), T.....	78	2009-10
Shank, J.L., HB.....	18	1920

Shanklin, Ron* (N Texas State), WR.....	25	1975-76
Shannon, John (Kentucky), DT.....	75	1988-89
Shaw, Glenn (Kentucky), HB.....	29	1960
Shaw, Tim (Penn State), LB.....	58	2009
Shearer, Brad (Texas), DT.....	72	1978-80
Shellog, Alec* (Notre Dame), T.....	18	1939
Shelton, Daimon (Sacramento St.), FB.....	31	2001-02
Sherman, Saul* (Chicago), QB.....	22	1939-40
Shipkey, Jerry (UCLA), FB.....	23, 33	1953
Shivers, Jason (Arizona State), S.....	27	2004
Shoemaker, Hub* (Illinois), G.....	**	1920-21
Shy, Don (San Diego State), RB.....	24	1970-72
Siegel, John (Columbia), E.....	6, 19	1939-43
Sigillo, Dom* (Xavier), T.....	19	1943-44
Sigmund, Arthur W.*, G.....	**	1923
Simmons, Clyde (W. Carolina), DE.....	96	1999-2000
Simmons, David (North Carolina), LB.....	57	1983
Simmons, J. (Bethune-Cookman), WR.....	80	1969
Simpson, Carl (Florida State), DT.....	98	1993-97
Sincero, Kaseem (Syracuse), TE.....	85	2000
Singletary, Mike (Baylor), LB.....	50	1981-92
Sisk, John* (Marquette), HB.....	7	1932-36
Sisk, John Jr. (Miami-FL), B.....	27	1964
Skibinski, John (Purdue), RB.....	30	1978-81
Smeja, Rudy* (Michigan), E.....	51	1944-45
Smith, Allen H.* (Mississippi), E.....	30, 32	1947-48
Smith, Clarence (Georgia), E.....	**	1942
Smith, DeAngelo (Cincinnati), CB.....	26	2009
Smith, Eric (LSU), WR.....	83	1997
Smith, Eugene* (Georgia Tech), G.....	19	1930
Smith, Frankie (Baylor), CB.....	29	1998-2000
Smith, JD (N Carolina A&T), FB.....	39	1956
Smith, James (Compton JC), HB.....	36	1961
Smith, Quintin (Kansas), WR.....	17	1990
Smith, Ray Gene* (Midwestern), HB.....	20	1954-57
Smith, Ron (Wisconsin), S.....	48, 84	1965: 70-72
Smith, Russell* (Illinois), T.....	16	1921-23
Smith, Sean (Grambling), DT.....	97	1987-88
Smith, Thomas (North Carolina), CB.....	25	2000
Smith, Vernice (Florida A&M), G.....	69	1993
Smith, Vinson (East Carolina), LB.....	55	1993-96
Snow, Percy (Michigan State), LB.....	96	1993
Snyder, Bob* (Ohio U.), QB.....	13, 17	1939-41/43
Sorey, Revie (Illinois), G.....	69	1975-82
Spears, Marcus (NW Louisiana), T.....	76, 79	1994-96
Spellman, Alonzo (Ohio State), DL.....	90	1992-97
Spero, Kenny (Morehead State), C.....	**	1942
Spivey, Mike (Colorado), CB.....	47	1977-79
Sprinkle, Ed (Hardin-Simmons), E.....	7	1944-55
St. Clair, John (Virginia), T.....	78	2005-08
Stachowicz, Ray (Michigan State), P.....	19	1983
Stahlman, Dick* (DePaul), T.....	19	1933
Staley, Bill (Utah State), DT.....	76	1970-71



ALL-TIME ROSTER



Stamper, John (South Carolina), DE.....	95	2002	Taylor, Roosevelt (Grambling), DB	24	1961-69
Standlee, Norm* (Stanford), FB	22	1941	Teafattler, Guy (Illinois), DL	93	1987
Stargell, Tony (Tennessee State), CB	45	1997	Terrell, David (Michigan), WR	83	2001-04
Stautberg, Gerald (Cincinnati), G.....	68	1951	Thayer, Tom (Notre Dame), G.....	57	1985-92
Steinbach, Larry* (St. Thomas), G.....	28	1930-31	Thierry, John (Alcorn State), DE	91, 94	1994-98
Steinkemper, Bill* (Notre Dame), T.....	35, 36	1942-43	Thomas, Anthony (Michigan), RB	35	2001-04
Steltz, Craig (LSU), S.....	20	2008-10	Thomas, Bob (Notre Dame), K.....	16	1975-84
Stenn, Paul* (Villanova), G.....	35	1948-51	Thomas, Calvin (Illinois), FB.....	33	1982-87
Stenstrom, Steve (Stanford), QB	18	1995-98	Thomas, Earl (Houston), WR.....	82	1971-73
Sternaman, Edward* (Illinois), HB.....	2	1920-30	Thomas, Mark (NC State), DE.....	95	1997-98
Sternaman, Joe* (Illinois), HB.....	4	1922-29	Thomas, Stan (Texas), T.....	60	1991-92
Steuber, Bob* (Missouri), HB.....	28, 37	1943	Thompson, Chris (Nicholls State), CB	27	2005
Stewart, Kordell (Colorado), QB.....	10	2003	Thompson, Russ* (Nebraska), T.....	29	1936-39
Stickel, Walt* (Penn), T.....	45	1946-49	Thornton, James (Cal St.-F'ton), TE	80	1988-92
Stillwell, Roger* (Stanford), DE/DT	71	1975-77	Thrift, Cliff (E Central Oklahoma), LB	52	1985
Stinchcomb, Pete* (Ohio State), QB	8	1921-22	Thrower, Willie* (Michigan State), QB	14	1953
Stinson, Lemuel (Texas Tech), CB	32	1988-92	Tillman, Charles (La.-Lafayette), CB.....	33	2003-10
Stoepel, Terry (Tulsa), G.....	89	1967	Tillman, Lewis (Jackson St.), RB	27	1994-95
Stolfa, Anton* (Luther), HB	5, 12	1939	Timpson, Michael (Penn State), WR.....	83	1995-96
Stone, Billy* (Bradley), HB	5, 45	1951-54	Tinoisamoa, Pisa (Hawaii), LB.....	59	2009-10
Stonebreaker, Michael (Notre Dame), LB	58	1991	Toeaina, Matt (Oregon), DT.....	75	2007-10
Sloops, Mike (Iowa), DS.....	44	1987	Tom, Mel (San Jose State), DE	89	1973-75
Strait, Derek (Oklahoma), CB	25	2006	Tomczak, Mike (Ohio State), QB	18	1985-90
Streeter, George (Notre Dame), DB.....	30	1989	Torrance, Jack* (LSU), T.....	34	1939-40
Strickland, Larry* (North Texas St.), C.....	55	1954-59	Trafton, George* (Notre Dame), C.....	13	1920-32
Sturtridge, Dick* (DePauw), HB	21	1928-29	Traylor, Keith (Central State), DT	94	2001-03
Stydahar, Joe* (West Virginia), T.....	13, 18	1936-42; 45-46	Trimble, Steve (Maryland), DB.....	40	1987
Suhey, Matt (Penn State), RB.....	26	1980-89	Trost, Milt* (Marquette), T.....	27	1935-39
Sullivan, Frank* (Loyola, NO), C.....	12	1935-39	Tucker, Bill (Tennessee State), RB.....	34	1971
Sumner, Charles (Wm & Mary), HB.....	26	1955; 58-60	Tucker, Rex (Texas A&M), G.....	64	1999-2004
Sutherland, Vinny (Purdue), WR.....	87	2002	Tuinei, Van (Arizona), DE	90	1999-2000
Sweeney, Jake* (Cincinnati), T.....	13	1944	Turenne, Woody (Louisville), CB	47	2009
Swisher, Bob* (Northwestern), HB.....	48	1938-41; 45	Turnbull, Nick (Fla. Int'l), S.....	27	2006
Szymanski, Frank (Notre Dame), C.....	44	1949	Turner, Barry (Ohio State), DE	96	2010
			Turner, Cecil (California Poly), FL.....	21	1968-73
			Turner, Clyde* "Bulldog" (Hardin-Simm.), C/LB	66	1940-52

T

Tabor, Paul (Oklahoma), C.....	53	1980	U		
Tackwell, Charles "CO", "Cookie" (Kansas St.), E19		1931-33	Ulmer, Mike (Doane), CB.....	43	1980
Tafaya, Joe (Arizona), DE.....	99	2001-03	Urlacher, Brian (New Mexico), LB.....	54	2000-10
Taft, Merrill* (Wisconsin), FB	**	1924	Usher, Lou* (Syracuse), T.....	12	1920
Tait, John (BYU), T.....	76	2004-08			
Tate, David (Colorado), S.....	49	1988-92	V		
Tate, Lars (Georgia), RB.....	33	1990	Vactor, Ted (Nebraska), CB.....	33	1975
Taylor, Aaron (Nebraska), G.....	62	1998	Vallez, Emilo (New Mexico), TE.....	82	1968-69
Taylor, Brian (Oregon State), RB.....	27	1989	Van Horne, Keith (USC), T.....	78	1981-93
Taylor, Chester (Toledo), RB.....	29	2010	Van Valkenburg, Pete (BYU), RB	46	1974
Taylor, Clifton* (Memphis State), RB	22	1974	Vasher, Nathan (Texas), CB.....	31	2004-09
Taylor, Cordell (Hampton), CB.....	33	1999	Veach, Walter*, HB.....	15	1920
Taylor, Henry (South Carolina), DT.....	96	2001	Venturelli, Fred*, T/K.....	55	1948
Taylor, Joe* (N. Carolina A&T), DB.....	20	1967-74	Vick, Ernie* (Michigan), C.....	23	1925-27
Taylor, JR "Tarz" (Ohio State), G.....	14	1921-22	Vick, Richard* (Wash. & Jeff.), QB	26	1925
Taylor, Ken (Oregon St.), CB.....	31	1985	Villarrial, Chris (Indiana-PA), C.....	58	1996-2003
Taylor, Lionel (NM Highlands), E.....	32	1959			

CHICAGO BEARS ALL-TIME ROSTER

Vodicka, Joe* (Lewis Institute), HB.....	48	1943-45
Voss, Walter "Tillie" (Detroit), E.....	27	1927-28
Vucinich, Milt (Stanford), G.....	16	1945

W

Waddle, Tom (Boston College), WR.....	87	1989-94
Wade, Bobby (Arizona), WR.....	84	2003-05
Wade, Charles (Tennessee St.), WR.....	83	1974
Wade, William (Vanderbilt), QB.....	9	1961-66
Waechter, Henry (Nebraska), DE.....	70, 75	1982-85
Wager, Clinton* (St. Mary's), E.....	51	1942-43
Wagner, Barry (Alabama A&M), WR.....	86	1992
Wagner, Bryan (Cal St.-Northridge), P.....	15	1987-88
Walker, Darwin (Tennessee), DT.....	99	2007
Wallace, Alonzo (Maryland), DE.....	94	2000
Wallace, Bob (UTEP), E.....	89	1968-72
Wallace, John* (Notre Dame), E.....	29	1928
Wallace, Stan* (Illinois), HB.....	40	1954-58
Walquist, Laurie* (Illinois), QB.....	5	1922-31
Walsh, Steve (Miami-FL), QB.....	4	1994-95
Walterscheid, Len (S Utah), S.....	23	1977-82
Ward, John (Oklahoma State), C/G.....	78	1976
Warner, Josh (SUNY-Brockport), C/G.....	67	2003
Washington, Fred* (TCU), DT.....	91	1990
Washington, Harry (Colorado St.), WR.....	81	1979
Washington, Ted (Louisville), DT.....	92	2001-02
Watkins, Bobby (Ohio State), HB.....	45	1955-57
Watts, Rickey (Tulsa), WR.....	80	1979-83
Weatherly, Gerald "Bones" (Rice), C.....	45, 50, 84	1950, 52-54
Webb, J'Marcus (West Texas A&M), T.....	73	2010
Wells, Mike (Iowa), DT.....	97	1998-2000
Wesley, Dante (Ark.-Pine Bluff), CB.....	21	2006
Wetnight, Ryan (Stanford), TE.....	89	1993-99
Wetoska, Bob (Notre Dame), T.....	63	1960-69
Wetzel, Damon* (Ohio State), HB.....	**	1935
Wheeler, Ted (W Texas State), G.....	69	1970
Wheeler, Wayne (Alabama), WR.....	85	1974
Whigham, Larry (NE Louisiana), S.....	33	2001-02
Whitaker, Danta (Miss. Valley St.), TE.....	88	1993
White, Dez (Georgia Tech), WR.....	80	2000-03
White, Lawrence (Dana), WR.....	83	1987
White, Roy* (Valparaiso), FB.....	8, 9, 23	1925, 1927-29
White, Wilford (Arizona State), HB.....	33	1951-52
Whitman, SJ (Tulsa), HB.....	22	1953-54
Whitsell, Dave* (Indiana), DB.....	23	1961-66
Whittenton, Jesse (West Texas), HB.....	46	1958
Wiegmann, Casey (Iowa), C/G.....	60	1997-2000
Wightkin, Bill* (Notre Dame), DT.....	53, 72, 86	1950-57
Williams, Bob (Notre Dame), QB.....	9	1951-53
Williams, Brock (Notre Dame), CB.....	22	2003
Williams, Brooks (N Carolina), TE.....	88	1981-82
Williams, Broughton (Florida), T.....	37	1947
Williams, Chris (Vanderbilt), T.....	74	2008-10

Williams, Dave (Colorado), RB.....	22	1979-81
Williams, Edwin (Maryland), G/C.....	70	2010
Williams, Fred * (Arkansas), T.....	75	1952-63
Williams, Jamar (Arizona State), LB.....	52	2006-09
Williams, James "Big Cat" (Cheyney St.), T/D.T.....	71	1991-2002
Williams, Jeff (Rhode Island), G.....	74	1982
Williams, Oliver (Illinois), WR.....	93	1983
Williams, Perry (Purdue), RB.....	36	1974
Williams, Roosevelt (Tuskegee), CB.....	20	2002
Williams, Tyrone (Wyoming), DT.....	96	1997
Williams, Walt (New Mexico St.), CB.....	43	1982-83
Willis, Peter Tom (Florida St.), QB.....	10	1990-93
Wilson, George* (Northwestern), E.....	30	1937-46
Wilson, Nemiah (Grambling), CB.....	21	1975
Wilson, Otis (Louisville), LB.....	55	1980-87
Wilson, Rod (South Carolina), LB.....	59, 58	2006-07; 10
Wilson, Troy (Pittsburg State), DE.....	95	2000
Wise, Ty (Miami-FL), C.....	68	2000
Wisne, Jerry (Notre Dame), T.....	79	1999-2000
Wojciechowski, John (Mich. St.), T.....	73	1987-93
Wolden, Allan (Bemidji State), RB.....	39	1987
Wolfe, Garrett (Northern Illinois), RB.....	25	2007-10
Wooden, Shawn (Notre Dame), S.....	22	2000
Woods, Tony (Oklahoma), DT.....	65	1989
Woolford, Donnell (Clemson), CB.....	21	1989-96
Wootton, Corey (Northwestern), DE.....	98	2010
Worley, Tim (Georgia), RB.....	38	1993-94
Worrell, Cameron (Fresno State), S.....	24, 44	2003-06; 08
Wright, Eric (Stephen F. Austin), WR.....	83	1991-92
Wright, Major (Florida), S.....	27	2010
Wright, Steve (Alabama), T.....	73	1971
Wrightman, Tim (UCLA), TE.....	80	1985-86
Wuerffel, Danny (Florida), QB.....	17	2001
Wynne, Elmer* (Notre Dame), FB.....	17	1928

Y

Youmans, Maury (Syracuse), T.....	82	1960-63
Young, Adrian (USC), LB.....	54	1973
Young, Randolph* (Millikin), T.....	16	1920
Youngblood, George (LSU), S.....	37	1969
Yourist, Abe, E.....	12	1923

Z

Zanders, Emanuel (Jackson State), G.....	79	1981
Zarnas, Gust* (Ohio State), G.....	28	1938
Zawatson, Dave (California), T.....	64	1989
Zeller, Joe* (Indiana), G.....	17	1938
Zizak, Vince* (Villanova), G.....	23	1934
Zorich, Chris (Notre Dame), DT.....	97	1991-97
Zorich, George* (Northwestern), G.....	14	1944-46
Zucco, Vic (Michigan State), HB.....	48	1957-60



ALL-TIME PRACTICE SQUAD

Age, Louis (T)	1992	Cooper, D.J. (DE)	2000	Hoyle, Brandon (LB)	2006
Allen, James (RB)	1998	Cousin, Terry (CB)	1997	Hyché, Steve (LB)	1989
Allen, Jermaine (RB)	2007	Davis, Jason (FB)	2008	Idonije, Israel (DT)	2003
Allen, Tremayne (TE)	1997-98	Dawson, Curry (DT)	2002	Iglesias, Joaquín (WR)	2010
Amos, Willie (DB)	2005	Deligianis, Harry (DL)	1998	Ihnat, Eric (TE)	1991
Anderson, Bryan (G)	2003-04	Demaree, Chris (DE)	2002-03	Ireland, Darwin (LB)	1995
Anelli, Mark (TE)	2003	Diggs, Carl (LB)	2004	Ivlow, John (FB)	1993
Angulo, Richard (TE)	2006	Dinwiddie, Ryan (QB)	2004	Jefferson, Jason (DT)	2005
Ashman, Duane (DE)	1998	Dorsey, Quinn (DE)	2004	Jenkins, Kerry (T)	1997
Asiata, Johan (G)	2009-10	Draft, Chris (LB)	1998	Johnson, Ben (G)	2004
Babers, Rod (CB)	2005	Dragos, Scott (FB)	1999	Johnson, Chris (LB)	2010
Backes, Tom (DT)	1991	Droege, Rob (T)	2005	Johnson, Eric (DB)	2001-02
Baldwin, Ervin (DE)	2008-10	Dulaney, Mike (FB)	1995	Johnson, Kiah (LB)	2002
Ball, David (WR)	2007	Edwards, Brian (RB)	2000	Johnson, Tim (LB)	2001
Ballard, Derrick (LB)	2004	Elliott, Jamin (WR)	2002	Jones, Carlos (CB)	1999
Balogh, Cody (T)	2008	Everett, Tyler (S)	2006	Jones, Danté (LB)	1990
Barnes, Freddie (WR)	2010	Fassitt, Greg (CB)	2007	Jones, Jermaine (CB)	1999
Baron, James (DL)	1998	Finn, Jim (FB)	1999	Jones, Mike (G)	2007
Basanez, Brett (QB)	2009	Fletcher, Bryan (TE)	2002	Jones, Tyler (K)	2005
Beck, Tom (QB)	1998	Folsom, J.D. (LB)	2010	Joppru, Bennie (TE)	2006
Bell, Kahlil (RB)	2009	Fontenot, Chris (TE)	2000	Joseph, Dwayne (CB)	1994
Bell, Shonn (TE)	2000	Forbes, Marlon (CB)	1995-96	Justin, Paul (QB)	1991
Belton, Keith (RB)	2005	Foreman, Tyree (FB)	2002	Kashama, Alain (DE)	2004
Bero, Brian (FB)	1989	Frome, Chris (DE)	2007	Kelly, Kareem (DE)	2004
Bennett, Brandon (RB)	1995-96	Fryzel, Jimmy (WR)	2003	King, Jerome (WR)	2000
Bowman, Zackary (CB)	2008	Gaines, Teddy (CB)	2002	Kmet, Frank (DL/OL)	1993
Bowles, Fabien (WR)	1995-96	Garay, Antonio (DT)	2005-07	LaRocque, Joey (LB)	2008
Bragg, Craig (WR)	2005	Gattis, Josh (S)	2007	Lawrence, Simoni (LB)	2010
Brewer, Dewell (FB)	1993	Gerard, K.J. (DB)	2010	Leatherwood, Frank (TE)	2000
Brock, Kevin (TE)	2009	Gibbons, Ryan (OL)	2007	Lee, Mark (DT)	1997
Brooks, Macey (WR)	1998	Gilmore, John (TE)	2002	Lemons, Devin (LB)	2001
Broussard, John (WR)	2008	Gonzalez, Dan (QB)	1999	Lethridge, Zebbie (CB)	1999
Bryan, Copeland (DE)	2006-07	Goolsby, Brian (FB)	1999	LeVoi, Mark (T)	2006-07
Buggs, Marcus (LB)	2010	Gowins, Brian (K)	1999	Lies, Michael (T)	2000
Burger, Todd (G)	1993	Green, Jamaal (DE)	2005-06	Lindstrom, Gabe (P)	2005
Burgess, Rudy (WR)	2008	Greer, Rashaun (WR)	2010	Long, Khari (DE)	2005
Cain, Jeremy (LB)	2004-05	Grice, Shane (G)	2001	Lott, James (CB)	1990-91
Campbell, Darrell (DT)	2005	Harrell, Reggie (WR)	2005	Mackey, Chad (WR)	1999
Carter, Daryl (LB)	1997	Harris, Willie (WR)	1993	Malast, Kevin (LB)	2009
Cerqua, Marq (LB)	2002	Harrison, Todd (TE)	1992	Marshall, Alfonso (CB)	2004
Chambers, Marlon (TE/DE)	1999	Hartsell, Mark (QB)	2000	Marshall, Anthony (S)	1994
Christian, Bob (FB)	1992	Hass, Mike (WR)	2006-08	Marten, James (T)	2009-10
Clermond, Joe (DE)	2008-09	Hicks, Dwone (RB)	2003	Martin, Chris (CB)	1996
Cobb, Trevor (FB)	1994	Hicks, Michael (RB)	1996-97	Mathews, Greg (WR)	2010
Cohen, Dustin (LB)	2000	Hill, Eric (WR)	2005	Matthews, Shane (QB)	1993
Coleman, Mill (WR)	1995-96	Hillmeyer, Hunter (LB)	2003	Matthews, Roshawn (LB)	2001
Coleman, Quincy (CB)	1998	Hollowell, T.J. (LB)	2005	Matusz, Roman (T)	1990
Coleman, Travis (CB)	2002	Holmes, Jaret (K)	1999	McCardell, Keenan (WR)	1993
Coley, James (TE)	1989	Horn, Levi (T)	2010	McGee, Richmond (P)	2010
Collier, Ervin (DT)	1994-95	Houston, Harrison (WR)	1995	McKie, Jason (FB)	2003
Collins, Jed (FB)	2008	Howard, Bobbie (LB)	2000	McMillon, Todd (CB)	2000-01

CHICAGO BEARS ALL-TIME PRACTICE SQUAD

Merritt, Ahmad (WR)	2000-01	Reed, Tyler (G)	2006-08	Taylor, Brian (CB)	1989
Miller, Chris (WR)	1997	Reese, Marcus (LB)	2003	Tugbenyoh, Mawuko (LB)	2000
Miller, David (G)	2004	Rideau, Brandon (WR)	2006; 08	Turenne, Woody (CB)	2009
Mines, Fontel (TE)	2007-08	Riley, Marcus (LB)	2008	Turner, Barry (DE)	2010
Mitchell, Qasim (T)	2003	Russell, Fred (RB)	2004	Waddle, Tom (WR)	1989
Moturi, Jeff (WR)	2010	Sanford, Sulecio (WR)	1999	Wagner, Barry (WR)	1992
Newkirk, Robert (DT)	2000	Schumacher, Jerry (LB)	2004	Warner, Josh (C/G)	2002
Norman, Todd (OL)	1994	Schwartz, Jim (LB)	1992-93	Warner, Ron (DE)	1999
North, Ramondo (WR)	2001	Sharp, Brandon (S)	2007	Washburn, Cliff (DE)	2003
Oakley, Anthony (OL)	2005; 07	Sheldon, Dan (WR)	2006	Washington, Damon (FB)	1999
Oshinowo, Babatunde (DT)	2007	Shepherd, Edell (WR)	2002	Wetnight, Ryan (TE)	1993
O'Sullivan, J.T. (QB)	2005	Shepherd, Gannon (T)	2000	Whelihan, Tom (K/P)	1990
Pearson, Pepe (RB)	1998	Slay, Dwayne (LB)	2006	Williams, Brad (G)	2000
Peterman, Eric (WR)	2009-10	Smith, DeAngelo (CB)	2009	Williams, Eddie (FB)	2010
Peters, Leonard (S)	2007	Smith, Eric (WR)	1997	Williams, Harry, Jr. (WR)	2006
Polk, Octus (OL)	1995-96	Smith, Quintin (WR)	1990	Williams, Tyrone (DL)	1997
Pope, P.J. (RB)	2006-07	Snyder, Brent (QB)	1990	Wilson, Rod (LB)	2006
Price, Terry (DT)	1990	Spencer, Willie (WR)	2001	Wise, Ty (C)	2000
Primus, Greg (WR)	1994	Streeter, George (S)	1989	Wright, Eric (WR)	1991-92
Raiola, Donovan (C)	2009	Tafoya, Joe (DE)	2001	Young, Adam (TE)	2001
Randolph, Charles (TE)	1996	Ta'u'o'ou, Will (FB)	2009	Zitelli, Emmett (C)	1997
Ray, Rodney (DB)	1996	Taylor, Aaron (G)	1998		



ALL-TIME ASSISTANT COACHES

Name	Seasons	Years
Abramowicz, Danny	5	1992-96
Allen, George	8	1958-65
Anderson, Heartley "Hunk"	8	1940-42; 46-50
Armstrong, Keith	4	1997-2000
Arthur, Jim	6	2005-10
Austin, Bill	1	1971
Babich, Bob	7	2004-10
Bajakian, Mike	3	2004-06
Bedford, Vance	6	1999-2004
Blache, Greg	5	1999-2003
Bollman, Jim	2	1999-2000
Boras, Rob	6	2004-09
Borich, Mike	2	1999-2000
Bratkowski, Zeke	3	1972-74
Brodsky, Joe	1	1998
Brooks, Clarence	6	1993-98
Brooks, Larry	1	2003
Brumbaugh, Carl	3	1938; 40; 44
Bullough, Chuck	5	1999-2003
Butkus, Luke	3	2007-09
Byrd, Gill	5	2006-10
Callahan, Ray	3	1975-77
Carmichael, Pete	3	2001-03
Carr, Jim	3	1969; 73-74
Cavanaugh, Matt	2	1997-98
Cherundolo, Chuck	6	1966-68; 72-74
Cody, Ed	6	1965-70
Coiner, Charlie	5	2001-05
Connor, George	2	1956-57
Crowton, Gary	2	1999-2000
Day, Shane	1	2010
DeBord, Mike	1	2010
DeCorrevont, Bill	1	1949
Dent, Richard	1	2003
Dimancheff, Babe	3	1966-68
Dooley, Jim	14	1963-67; 81-89
Dovell, Whitey	3	1972-74
Drake, Darryl	7	2004-10
Driscoll, Paddy	20	1941-55; 58-62
Dunbar, Karl	1	2004
Ecklund, Brad	3	1975-77
Fears, Ivan	6	1993-98
Fewell, Perry	1	2005
Fichtner, Ross	3	1975-77
Flaherty, Pat	3	2001-03
Fortunato, Joe	2	1967-68
Frei, Jerry	3	1978-80
George, Bill	1	1972
George, Ryan	2	2007-08
Gerhart, Doug	1	1979

Name	Seasons	Years
Gibron, Abe	7	1965-71
Gillman, Sid	1	1977
Goldston, Ralph	1	1974
Goodwin, Harold	3	2004-06
Grange, Red	8	1933-40
Gray, Torrian	2	2004-05
Haley, Brick	2	2007-08
Haley, Todd	3	2001-03
Hamilton, Pep	3	2007-09
Handler, Phil	17	1952-68
Haupt, Dale	8	1978-85
Hayes-Stoker, Andrew	1	2010
Hiestand, Harry	5	2005-09
Hilton, John	3	1975-77
Hoener, Pete	1	2004
Hoke, Jon	2	2009-10
Hughes, Ed	7	1982-88
Jagade, Chick	1	1956
Johnson, Don	2	2005-06
Johnsos, Luke	30	1935-39; 41-42; 46-68
Jones, Rusty	6	2005-10
Kazor, Steve	11	1982-92
Kuhlmann, Hank	5	1978-82
Landry, Greg	7	1986-92
LaRue, Jim	12	1978-89
Lee, Lloyd	5	2004-08
Levra, John	7	1986-92
Lindsey, Dale	3	1999-2001
London, Charles	3	2007-09
Lord, Bob	1	1974
Luckman, Sid	16	1954; 56-70
Mainord, Carlos	6	1993-98
Marchbroda, Ted	1	1981
Marinelli, Rod	2	2009-10
Martz, Mike	1	2010
Mather, Chuck	8	1958-65
McGinnis, David	10	1986-95
Meyer, Ken	3	1978-80
Moeller, Gary	2	2002-03
Mosley, Earle	5	1999-2003
Moss, Perry	4	1970-73
Nickerson, Hardy	1	2007
Norris, Rex	4	1999-2002
O'Connor, Fred	3	1975-77
O'Dea, Kevin	2	2006-07
Olson, Greg	1	2003
Peete, Willie	3	1995-97
Pendry, Joe	2	1993-94
Plumb, Ted	8	1980-85; 96-97
Rapp, Vic	4	1989-92

CHICAGO BEARS ALL-TIME ASSISTANT COACHES

Name	Seasons	Years
Ringo, Jim.....	3.....	1969-71
Rivera, Ron.....	3.....	2004-06
Roland, Johnny.....	11.....	1982-92
Ronzani, Gene.....	3.....	1947-49
Rossley, Tom.....	1.....	1998
Ryan, Buddy.....	8.....	1978-85
Schiano, Greg.....	3.....	1996-98
Scovill, Doug.....	1.....	1978
Shaughnessy, Clark.....	12.....	1951-62
Shaw, Bob.....	3.....	1969-71
Shea, Terry.....	1.....	2004
Shinnick, Don.....	2.....	1970-71
Shoop, John.....	5.....	1999-2003
Shula, Mike.....	3.....	1993-95
Slowik, Bob.....	6.....	1993-98
Smith, Mikal.....	1.....	2010
Spencer, Tim.....	7.....	2004-10
Stanfel, Dick.....	12.....	1981-92

Name	Seasons	Years
Stoltz, Jerry.....	4.....	1973-76
Stydahar, Joe.....	2.....	1963-64
Sweatman, Mike.....	3.....	2001-03
Tabor, Chris.....	3.....	2008-10
Tice, Mike.....	1.....	2010
Tobin, Vince.....	7.....	1986-92
Toub, Dave.....	7.....	2004-10
Turner, Clyde "Bulldog".....	5.....	1952-56
Turner, Ron.....	9.....	1993-96; 2005-09
Walquist, Laurie.....	2.....	1933-34
Washington, Eric.....	3.....	2008-10
Wilks, Steven.....	3.....	2006-08
Wilson, George.....	2.....	1947-48
Wilson, Wade.....	3.....	2004-06
Wise, Tony.....	6.....	1993-98
Wylie, Bob.....	5.....	1999-2003
Yaralian, Zaven.....	3.....	1990-92

SUPER BOWL TV AUDIENCES...

Super Bowl television ratings and shares, including network (N) (both NBC and CBS televised the first Super Bowl). The rating (R) represents the percentage of televisions tuned in to a program. The share (S) is the percentage of televisions on at the time that watched.

Super

Bowl	Year	N	R	S	Result
XLV	2011	FOX	46.0	71	GB 31, PIT 25
XLIV	2010	CBS	46.4	68	NO 31, IND 17
XLIII	2009	NBC	42.0	64	PIT 27, ARZ 23
XLII	2008	FOX	43.2	65	NYG 17, NE 14
XLI	2007	CBS	42.6	64	IND 29, CHI 17
XL	2006	ABC	41.6	62	PIT 21, SEA 10
XXXIX	2005	FOX	41.1	62	NE 24, PHI 21
XXXVIII	2004	CBS	41.3	63	NE 32, CAR 29
XXXVII	2003	ABC	40.7	61	TB 48, OAK 21
XXXVI	2002	FOX	40.4	61	NE 20, STL 17
XXXV	2001	CBS	40.4	61	BAL 34, NYG 7
XXXIV	2000	ABC	43.2	62	STL 23, TEN 16
XXXIII	1999	FOX	40.2	61	DEN 34, ATL 19
XXXII	1998	NBC	44.5	67	DEN 31, GB 24
XXXI	1997	FOX	43.3	65	GB 35, NE 21
XXX	1996	NBC	46.1	72	DAL 27, PIT 17
XXIX	1995	ABC	41.3	63	SF 49, SD 26
XXVIII	1994	NBC	45.4	66	DAL 30, BUF 13
XXVII	1993	NBC	45.1	66	DAL 52, BUF 17
XXVI	1992	CBS	40.3	61	WAS 37, BUF 24
XXV	1991	ABC	41.8	63	NYG 20, BUF 19
XXIV	1990	CBS	39.0	63	SF 55, DEN 10
XXIII	1989	NBC	43.5	68	SF 20, CIN 16

Super

Bowl	Year	N	R	S	Result
XXII	1988	ABC	41.9	62	WAS 42, DEN 10
XXI	1987	CBS	45.8	66	NYG 39, DEN 20
XX	1986	NBC	48.3	70	CHI 46, NE 10
XIX	1985	ABC	46.4	63	SF 38, MIA 16
XVIII	1984	CBS	46.4	71	LARai 38, WAS 9
XVII	1983	NBC	48.6	69	WAS 27, MIA 17
XVI	1982	CBS	49.1	73	SF 26, CIN 21
XV	1981	NBC	44.4	63	OAK 27, PHI 10
XIV	1980	CBS	46.3	67	PIT 31, LARam 19
XIII	1979	NBC	47.1	74	PIT 35, DAL 31
XII	1978	CBS	47.2	67	DAL 27, DEN 10
XI	1977	NBC	44.4	73	OAK 32, MIN 14
X	1976	CBS	42.3	78	PIT 21, DAL 17
IX	1975	NBC	42.4	72	PIT 16, MIN 6
VIII	1974	CBS	41.6	73	MIA 24, MIN 7
VII	1973	NBC	42.7	72	MIA 14, WAS 7
VI	1972	CBS	44.2	74	DAL 24, MIA 3
V	1971	NBC	39.9	75	BAL 16, DAL 13
IV	1970	CBS	39.4	69	KC 23, MIN 7
III	1969	NBC	36.0	71	NYJ 16, BAL 7
II	1968	CBS	36.8	68	GB 33, OAK 14
I*	1967	NBC	18.5	36	GB 35, KC 10
I*	1967	CBS	22.6	43	

*Super Bowl I was broadcast on both NBC and CBS



ALL-TIME PRESEASON RESULTS



1921 – 1-0	Chi	Opp
Waukegan	W	35 0

1923 – 0-0-1	Chi	Opp
Milwaukee Badgers	T	0 0

1924 – 2-1	Chi	Opp
Cleveland Bulldogs	W	23 0
Frankford Yellow Jackets	W	13 10
Rock Island Independents	L	6 7

1928 – 1-0	Chi	Opp
Minneapolis Marines	W	12 6

1929 – 1-1	Chi	Opp
Memphis Tigers	W	39 19
Memphis Tigers	L	14 21

1930 – 1-1	Chi	Opp
Milwaukee Badgers	W	26 0
Ironton (OH) Tanks	L	13 26

1931 – 1-0	Chi	Opp
Cicero Boosters	W	43 0

1932 – 3-0-1	Chi	Opp
Cleveland Panthers	W	26 0
St. Louis Gunners	W	35 0
Portsmouth Spartans	T	6 6
Boston Redskins	W	21 0

1933 – 2-0	Chi	Opp
S 10 Cicero Boosters	W	60 0
S 16 Notre Dame All-Stars	W	14 0

1934 – 4-0-1	Chi	Opp
A 30 Chicago All-Stars	T	0 0
S 5 Indiana Harbor	W	19 6
S 9 Chicago Tigers	W	41 0
S 12 LaCrosse	W	25 0
Texas All-Stars	W	34 13
O 12 Green Bay Packers	W	10 6
N 7 Minnesota Stars	W	14 3
D 15 Philadelphia Eagles	W	28 14
D 22 Brooklyn Dodgers	W	20 6
D 23 Memphis Tigers	W	30 13
J 13 Chicago Cardinals	L	9 13
J 20 Pacific Coast Stars	W	26 7
J 27 New York Giants	W	21 0

Italics indicates mid- or post-season exhibition games.

1935 – 5-0	Chi	Opp
A 30 College All-Stars	W	5 0
S 8 Badger All-Stars	W	58 0
S 11 Calumet All-Stars	W	40 0
S 15 American Legion All-Stars	W	41 0
Kenosha	W	47 0

1936 – 1-1	Chi	Opp
S 7 Texas All-Stars	L	6 7
S 8 Oklahoma All-Stars	W	14 6

1937 – 3-1	Chi	Opp
S 6 Texas All-Stars	L	0 6
S 7 Oklahoma All-Stars	W	25 0
S 10 Calumet Indians	W	34 0
S 12 Des Moines Comets	W	39 0

1938 – 4-1	Chi	Opp
S 1 Eastern All-Stars	W	26 14
S 5 Southern All-Stars	W	32 18
S 23 Negro All-Stars	W	51 0
S 25 Cincinnati Bengals	L	13 17
S 27 Los Angeles Bulldogs	W	14 12

1939 – 3-0	Chi	Opp
S 5 Calumet All-Stars	W	13 0
S 9 Glen Ellyn All-Stars	W	55 6
S 27 Cincinnati Bengals	W	26 6

1940 – 6-1	Chi	Opp
A 24 Calumet Indians	W	48 6
A 30 Pittsburgh Steelers	L	9 10
S 5 Philadelphia Eagles	W	27 21
S 8 Newark Bears	W	35 7
S 12 Calumet Indians	W	52 0
S 15 St. Louis Gunners	W	59 0
National League Stars	W	28 14

1941 – 6-0	Chi	Opp
A 19 Kenosha Cardinals	W	27 6
A 28 College All-Stars	W	37 13
S 9 Brooklyn Dodgers	W	14 9
S 11 Eastern All-Stars	W	23 6
S 14 Newark Bears	W	47 12
National League Stars	W	35 24

1942 – 5-0	Chi	Opp
A 22 Camp Grant	W	32 6
A 28 College All-Stars	W	21 0
S 5 Pittsburgh Steelers	W	40 20
S 13 Washington Redskins	W	38 14
S 20 Army All-Stars	W	14 7

CHICAGO BEARS ALL-TIME PRESEASON RESULTS

1943 – 3-0

	Chi	Opp
New York Giants	W 42	28
Washington Redskins	W 21	14
Philadelphia-Pittsburgh	W 20	7

1944 – 3-1

	Chi	Opp
A 30 College All-Stars	W 24	21
Washington Redskins	L 7	21
New York Giants	W 20	10
Washington Redskins	W 28	0

1945 – 1-2

	Chi	Opp
Washington Redskins	L 7	14
Philadelphia Eagles	L 21	38
New York Giants	W 14	13

1946 – 5-0

	Chi	Opp
S 1 New York Giants	W 19	0
S 5 Boston Yanks	W 24	17
S 13 Philadelphia Eagles	W 24	12
S 17 Akron Bears	W 38	13
S 22 Washington Redskins	W 20	14

1947 – 3-1

	Chi	Opp
A 22 College All-Stars	L 0	16
S 7 Boston Yanks	W 37	20
S 13 Philadelphia Eagles	W 13	10
S 17 Washington Redskins	W 28	7

1948 – 4-1

	Chi	Opp
A 22 Pittsburgh Steelers	W 28	14
A 28 Philadelphia Eagles	W 24	23
S 5 Boston Yanks	W 42	7
S 9 Boston Yanks	W 24	14
S 14 New York Giants	L 7	17

1949 – 4-1

	Chi	Opp
A 20 Pittsburgh Steelers	W 34	0
A 28 New York Bulldogs	W 14	7
S 4 Washington Redskins	W 28	17
S 10 New York Giants	W 20	17
S 17 Philadelphia Eagles	L 7	14

1950 – 4-2

	Chi	Opp
A 12 New York Yanks	W 34	33
A 18 New York Giants	L 7	10
A 24 Baltimore Colts	W 21	17
A 26 Pittsburgh Steelers	W 30	14
S 1 Cleveland Browns	L 23	27
S 10 Philadelphia Eagles	W 10	3

1951 – 3-4

	Chi	Opp
A 23 Los Angeles Rams	L 14	42
A 26 San Francisco 49ers	W 24	7
S 2 New York Giants	L 0	14
S 9 Cleveland Browns	L 21	32
S 15 Philadelphia Eagles	W 31	6
S 19 Washington Redskins	W 21	19
S 23 Pittsburgh Steelers	L 17	

21

1952 – 4-1

	Chi	Opp
A 12 Pittsburgh Steelers	W 14	9
A 29 Cleveland Browns	L 7	14
S 6 Philadelphia Eagles	W 37	7
S 14 New York Giants	W 17	7
S 20 Pittsburgh Steelers	W 23	0

1953 – 2-4

	Chi	Opp
A 15 Pittsburgh Steelers	L 10	29
A 22 Philadelphia Eagles	L 10	24
A 29 Pittsburgh Steelers	W 31	28
S 3 New York Giants	L 7	14
S 11 Cleveland Browns	L 14	20
S 20 Chicago Cardinals	W 14	13

1954 – 3-3

	Chi	Opp
A 14 Pittsburgh Steelers	W 21	14
A 18 Chicago Cardinals	L 0	10
A 28 Philadelphia Eagles	L 21	24
S 4 Washington Redskins	W 28	24
S 12 New York Giants	W 28	24
S 18 Cleveland Browns	L 7	35

1955 – 3-2

	Chi	Opp
A 20 Chicago Cardinals	L 6	21
A 26 Philadelphia Eagles	L 20	27
S 3 Washington Redskins	W 45	10
S 10 New York Giants	W 7	0
S 15 Cleveland Browns	W 24	21

1956 – 5-1

	Chi	Opp
A 18 Chicago Cardinals	W 31	7
A 24 Philadelphia Eagles	W 28	21
S 1 Washington Redskins	W 17	3
S 8 Pittsburgh Steelers	W 21	10
S 15 New York Giants	W 20	10
S 21 Cleveland Browns	L 14	24



ALL-TIME PRESEASON RESULTS



1957 – 4-1-1		Chi	Opp
A 17	Pittsburgh Steelers	W	24 7
A 24	Baltimore Colts	T	24 24
A 30	New York Giants	L	17 24
S 8	Philadelphia Eagles	W	24 14
S 14	Pittsburgh Steelers	W	37 10
S 20	Cleveland Browns	W	29 3

1958 – 6-0		Chi	Opp
A 17	Chicago Cardinals	W	24 7
A 24	Philadelphia Eagles	W	3 0
A 30	Pittsburgh Steelers	W	17 10
S 5	Detroit Lions	W	24 17
S 12	Cleveland Browns	W	42 31
S 21	Washington Redskins	W	27 24

1959 – 5-1		Chi	Opp
A 15	Green Bay Packers	W	19 16
A 22	Philadelphia Eagles	W	24 21
A 29	Pittsburgh Steelers	W	54 17
S 5	Washington Redskins	W	52 14
S 11	New York Giants	W	18 6
S 19	Cleveland Browns	L	31 33

1960 – 3-2		Chi	Opp
A 15	New York Giants	W	16 7
A 27	Green Bay Packers	L	7 35
S 3	Washington Redskins	W	17 0
S 10	Cleveland Browns	L	10 16
S 16	Pittsburgh Steelers	W	21 10

1961 – 4-2		Chi	Opp
A 5	Montreal Alouettes	W	34 16
A 12	Philadelphia Eagles	L	10 38
A 19	Washington Redskins	W	29 13
A 26	Green Bay Packers	L	14 24
S 2	Minnesota Vikings	W	30 7
S 8	Pittsburgh Steelers	W	24 21

1962 – 0-5		Chi	Opp
A 11	Pittsburgh Steelers	L	14 19
A 18	Philadelphia Eagles	L	14 28
A 25	Green Bay Packers	L	21 35
S 1	Washington Redskins	L	28 29
S 7	Cleveland Browns	L	24 28

1963 – 3-2		Chi	Opp
A 10	New York Giants	W	17 7
A 15	Washington Redskins	W	28 26
A 24	Green Bay Packers	L	7 26
A 31	St. Louis Cardinals	L	14 17
S 7	Baltimore Colts	W	14 7

1964 – 3-2		Chi	Opp
A 7	College All-Stars	W	28 17
A 14	Washington Redskins	W	14 13
A 22	Green Bay Packers	L	7 21
A 28	St. Louis Cardinals	L	3 7
S 7	Dallas Cowboys	W	21 6

1965 – 2-3		Chi	Opp
A 12	Washington Redskins	W	31 30
A 21	Green Bay Packers	L	14 31
A 28	Los Angeles Rams	W	28 14
S 3	St. Louis Cardinals	L	3 25
S 11	Dallas Cowboys	L	21 34

1966 – 3-1		Chi	Opp
A 6	Philadelphia Eagles	L	21 40
A 12	Green Bay Packers	W	13 10
A 20	Washington Redskins	W	21 10
S 2	St. Louis Cardinals	W	22 20

1967 – 2-3		Chi	Opp
A 9	Washington Redskins	L	14 37
A 18	Green Bay Packers	L	0 18
A 23	Kansas City Chiefs	L	24 66
S 1	St. Louis Cardinals	W	42 14
S 9	Philadelphia Eagles	W	14 0

1968 – 4-1		Chi	Opp
A 3	Dallas Cowboys	W	30 24
A 10	Baltimore Colts	L	0 10
A 19	Green Bay Packers	W	10 7
A 24	Washington Redskins	W	45 13
S 6	St. Louis Cardinals	W	19 17

1969 – 3-3		Chi	Opp
A 2	Washington Redskins	L	7 13
A 9	Miami Dolphins	W	16 10
A 16	Green Bay Packers	W	19 9
A 22	Houston Oilers	L	17 19
A 30	Buffalo Bills	W	23 16
S 12	St. Louis Cardinals	L	31 37

1970 – 1-4-1		Chi	Opp
A 8	Houston Oilers	W	23 13
A 15	Green Bay Packers	T	6 6
A 24	San Diego Chargers	L	9 14
A 29	St. Louis Cardinals	L	3 24
S 5	Denver Broncos	L	17 30
S 11	Minnesota Vikings	L	30 31

CHICAGO BEARS ALL-TIME PRESEASON RESULTS

1971 – 3-3

	Chi	Opp
A 7 Green Bay Packers	W 2	0
A 14 Baltimore Colts	L 13	21
A 21 Minnesota Vikings	L 14	34
A 28 Cleveland Browns	W 20	19
S 4 Houston Oilers	L 17	37
S 12 Denver Broncos	W 33	17

1972 – 1-4-1

	Chi	Opp
A 5 Kansas City Chiefs	L 10	24
A 10 Houston Oilers	W 20	17
A 20 New England Patriots	L 17	27
A 27 Green Bay Packers	L 7	10
S 3 Buffalo Bills	T 24	24
S 9 St. Louis Cardinals	L 14	33

1973 – 3-1-2

	Chi	Opp
A 4 Green Bay Packers	T 13	13
A 11 Houston Oilers	W 34	7
A 18 Miami Dolphins	T 9	9
A 26 Buffalo Bills	W 13	10
S 1 St. Louis Cardinals	W 31	20
S 9 Washington Redskins	L 3	7

1974 – 1-5

	Chi	Opp
A 3 St. Louis Cardinals	L 7	10
A 12 Pittsburgh Steelers	L 21	50
A 17 Green Bay Packers	L 10	20
A 26 Baltimore Colts	W 20	16
A 31 Houston Oilers	L 20	37
S 9 Miami Dolphins	L 7	30

1975 – 2-4

	Chi	Opp
A 9 San Diego Chargers	W 22	0
A 16 Green Bay Packers	L 9	13
A 23 St. Louis Cardinals	W 14	13
A 30 Denver Broncos	L 0	13
S 6 Miami Dolphins	L 10	21
S 13 Houston Oilers	L 13	24

1976 – 5-1

	Chi	Opp
J 31 Denver Broncos	W 15	14
A 7 Seattle Seahawks	W 27	16
A 14 Baltimore Colts	W 25	14
A 21 St. Louis Cardinals	L 14	20
A 28 Tampa Bay Buccaneers	W 10	7
S 3 Washington Redskins	W 9	7

1977 – 3-4

	Chi	Opp
J 30 New York Jets	(CN) W 20	6
A 6 New Orleans Saints	(S) L 14	20
A 13 Oakland Raiders	(O) W 20	13
A 20 Houston Oilers	(H) W 14	10

A 25 Cleveland Browns	(CC) L 7	14
S 2 St. Louis Cardinals	(SC) L 14	23
S 10 Cincinnati Bengals	(S) L 6	24

1978 – 0-4

	Chi	Opp
A 5 Oakland Raiders	(S) L 13	14
A 12 St. Louis Cardinals	(S) L 14	26
A 19 Cincinnati Bengals	(CI) L 3	27
A 24 Seattle Seahawks	(SE) L 7	16

1979 – 3-1

	Chi	Opp
A 4 New York Jets	(S) W 27	14
A 11 New Orleans Saints	(NO) W 13	6
A 18 Cincinnati Bengals	(S) W 17	13
A 25 St. Louis Cardinals	(SL) L 7	10

1980 – 1-3

	Chi	Opp
A 10 New York Jets	(NJ) W 21	9
A 16 Cincinnati Bengals	(CI) L 3	21
A 23 Cleveland Browns	(S) L 31	33
A 30 St. Louis Cardinals	(S) L 13	21

1981 – 2-2

	Chi	Opp
A 8 New York Giants	(S) L 7	23
A 15 Kansas City Chiefs	(KC) L 0	13
A 22 Cincinnati Bengals	(S) W 24	21
A 29 St. Louis Cardinals	(SL) W 31	27

1982 – 1-3

	Chi	Opp
A 16 San Diego Chargers	(SD) L 27	28
A 21 Buffalo Bills	(BF) W 21	14
A 28 St. Louis Cardinals	(S) L 3	10
S 4 Baltimore Colts	(S) L 17	26

1983 – 3-1

	Chi	Opp
A 6 Buffalo Bills	(S) W 27	17
A 13 St. Louis Cardinals	(SL) L 24	27
A 20 Los Angeles Raiders	(LA) W 27	21
A 27 Kansas City Chiefs	(S) W 20	17

1984 – 1-3

	Chi	Opp
A 4 St. Louis Cardinals	(S) L 10	19
A 11 Green Bay Packers	(ML) L 10	17
A 18 Cincinnati Bengals	(S) L 17	25
A 26 Buffalo Bills	(I) W 38	7

1985 – 1-3

	Chi	Opp
A 9 St. Louis Cardinals	(SL) L 3	10
A 17 Indianapolis Colts	(S) L 13	24
A 26 *Dallas Cowboys	(DA) L 13	15
A 31 Buffalo Bills	(S) W 45	14



1986 – 4-1		Chi	Opp
A 3	**Dallas Cowboys (LN)	W	17 6
A 9	Pittsburgh Steelers (TR)	W	33 13
A 16	Indianapolis Colts (S)	W	38 21
A 23	St. Louis Cardinals (S)	L	7 14
A 30	Buffalo Bills (ND)	W	31 17

1987 – 3-1		Chi	Opp
A 16	Miami Dolphins (JR)	W	10 3
A 22	Pittsburgh Steelers (S)	W	50 14
A 31	*St. Louis Cardinals (S)	L	16 20
S 5	Los Angeles Raiders (LA)	W	20 17

1988 – 1-3		Chi	Opp
A 6	Miami Dolphins (S)	W	20 17
A 14	**Minnesota Vikings (SW)	L	21 28
A 22	*Dallas Cowboys (DA)	L	9 17
A 26	Los Angeles Raiders (S)	L	22 37

1989 – 2-2		Chi	Opp
A 14	*Miami Dolphins (JR)	W	28 20
A 19	San Diego Chargers (S)	L	7 24
A 27	Kansas City Chiefs (S)	L	17 22
S 2	Los Angeles Raiders (LA)	W	41 38

1990 – 4-1		Chi	Opp
A 4	Cleveland Browns (CN)	W	13 0
A 11	Miami Dolphins (S)	W	10 6
A 18	Phoenix Cardinals (TM)	W	17 9
A 24	Los Angeles Raiders (S)	L	3 20
A 30	Buffalo Bills (SC)	W	35 7

1991 – 2-3		Chi	Opp
J 26	Miami Dolphins (JR)	W	6 0
A 3	**San Francisco 49ers (G)	L	7 21
A 11	Phoenix Cardinals (S)	L	10 12
A 17	Los Angeles Raiders (LA)	L	10 13
A 24	Buffalo Bills (S)	W	30 13

1992 – 1-3		Chi	Opp
A 10	*New Orleans Saints (S)	L	31 34
A 15	Phoenix Cardinals (TM)	L	17 20
A 23	Pittsburgh Steelers (S)	L	17 28
A 28	Dallas Cowboys (TX)	W	20 13

1993 – 1-3		Chi	Opp
A 8	Philadelphia Eagles (V)	L	9 13
A 14	Phoenix Cardinals (S)	L	10 11
A 23	*New Orleans Saints (NO)	L	14 20
A 27	Dallas Cowboys (S)	W	23 21

1994 – 4-0		Chi	Opp
A 5	Philadelphia Eagles (S)	W	12 6
A 13	Arizona Cardinals (TM)	W	16 0
A 22	*Kansas City Chiefs (KC)	W	21 18
A 27	New York Giants (S)	W	27 21

1995 – 1-3		Chi	Opp
A 4	Carolina Panthers (S)	W	18 15
A 14	*Cleveland Browns (CL)	L	13 55
A 20	Arizona Cardinals (S)	L	16 17
A 24	Indianapolis Colts (I)	L	7 29

1996 – 1-3		Chi	Opp
A 3	Carolina Panthers (C)	L	12 30
A 11	Miami Dolphins (S)	W	24 21
A 17	New Orleans Saints (NO)	L	21 31
A 22	# Kansas City Chiefs (S)	L	10 14

1997 – 2-3		Chi	Opp
J 27	**Pittsburgh Steelers (DB)	L	17 30
A 2	Buffalo Bills (BF)	W	20 17 ot
A 10	Miami Dolphins (PP)	L	14 21
A 17	Arizona Cardinals (S)	W	22 10
A 22	New Orleans Saints (S)	L	7 13

1998 – 0-4		Chi	Opp
A 8	Baltimore Ravens (BA)	L	14 19
A 14	Arizona Cardinals (TM)	L	24 27
A 21	Buffalo Bills (S)	L	9 17
A 28	New York Jets (S)	L	7 24

1999 – 2-2		Chi	Opp
A 7	Indianapolis Colts (S)	W	9 6
A 13	Pittsburgh Steelers (TR)	L	23 30
A 21	St. Louis Rams (S)	W	38 24
A 28	Cleveland Browns (CB)	L	24 35

2000 – 2-2		Chi	Opp
A 5	New York Giants (NJ)	W	20 8
A 12	Cleveland Browns (S)	W	19 6
A 19	Cincinnati Bengals (CI)	L	20 24
A 26	Tennessee Titans (S)	L	28 34

2001 – 1-3		Chi	Opp
A 4	Cincinnati Bengals (S)	W	16 13 ot
A 11	Tennessee Titans (AD)	L	24 27
A 18	Kansas City Chiefs (KC)	L	9 10
A 25	Arizona Cardinals (S)	L	20 24

2002 – 1-3		Chi	Opp
A 10	Denver Broncos (IL)	L	3 27
A 16	St. Louis Rams (AC)	W	19 17
A 23	Jacksonville Jaguars (IL)	L	16 24
A 29	Miami Dolphins (PP)	L	22 24

CHICAGO BEARS ALL-TIME PRESEASON RESULTS

2003 – 1-3			Chi	Opp
A	9	Indianapolis Colts (IL)	W	20 18
A	16	Denver Broncos (IL)	L	10 15
A	23	Arizona Cardinals (TM)	L	17 27
A	29	New England Patriots (CG)	L	23 38

2004 – 2-2			Chi	Opp
A	12	St. Louis Rams (EJ)	W	13 10 ot
A	21	San Francisco 49ers (S)	W	20 13
A	27	New Orleans Saints (S)	L	13 17
S	3	Cleveland Browns (CB)	L	10 24

2005 – 3-2			Chi	Opp
A	8	Miami Dolphins (CN)	W	27 24
A	12	St. Louis Rams (EJ)	L	13 17
A	20	Indianapolis Colts (I)	W	24 17
A	26	Buffalo Bills (S)	W	16 12
S	1	Cleveland Browns (S)	L	6 16

2006 – 2-2			Chi	Opp
A	11	San Francisco 49ers (SF)	L	14 28
A	18	San Diego Chargers (S)	W	24 3
A	25	Arizona Cardinals (S)	L	16 23
A	31	Cleveland Browns (CB)	W	20 7

2007 – 3-1			Chi	Opp
A	11	Houston Texans (R)	W	20 19
A	20	Indianapolis Colts (I)	W	27 24
A	25	San Francisco 49ers (S)	W	31 28
A	30	Cleveland Browns (S)	L	9 19

2008 – 1-3			Chi	Opp
A	7	Kansas City Chiefs (S)	L	20 24
A	16	Seattle Seahawks (SS)	L	26 29
A	21	San Francisco 49ers (S)	L	30 37
A	28	Cleveland Browns (CB)	W	16 10

2009 – 3-1			Chi	Opp
A	15	Buffalo Bills (BF)	L	20 27
A	22	New York Giants (S)	W	17 3
A	30	Denver Broncos (IN)	W	27 17
S	3	Cleveland Browns (S)	W	26 23

2010 – 0-4			Chi	Opp
A	14	San Diego Chargers (SD)	L	10 25
A	21	Oakland Raiders (S)	L	17 32
A	28	Arizona Cardinals (S)	L	9 14
S	2	Cleveland Browns (CB)	L	10 13

All-time Preseason Record: 223-161-8 (.579)

* Indicates Monday Night Football

** American Bowl game (overseas)

Game terminated in 3rd quarter due to lightning.

† See page 372 for stadium codes.

YEAR-BY-YEAR TAKEAWAYS/GIVEAWAYS

Since Lovie Smith took over as head coach of the Bears in 2004, Chicago leads the League with 235 takeaways. During that time the Bears rank second in the NFL in interceptions with 137 and second in opponent fumble recoveries with 98. The Bears have finished in the top half of the league in takeaways in each of the past six seasons, ranking third in 2010, 12th in 2009, second in 2008, eighth in 2007, first in 2006 and sixth in 2005.

Bears	Defense				Offense			Defense				Offense		
	Year	INTs	FR	Total	INTs	FL	Total	Year	INTs	FR	Total	INTs	FL	Total
	2010	21	14	35	21	10	31	1994	12	10	22	16	10	26
	2009	13	15	28	27	7	34	1993	18	12	30	16	14	30
	2008	22	10	32	14	13	27	1992	14	16	30	24	10	34
	2007	16	17	33	21	13	34	1991	17	13	30	17	16	33
	2006	24	20	44	22	14	36	1990	31	14	45	12	14	26
	2005	24	10	34	15	13	28	1989	26	12	38	25	17	42
	2004	17	12	29	16	21	37	1988	26	9	35	15	19	34
	2003	15	5	20	20	9	29	1987	13	11	24	24	20	44
	2002	9	19	28	18	17	35	1986	31	16	47	25	22	47
	2001	20	17	37	16	8	24	1985	34	20	54	16	15	31
	2000	11	9	20	16	13	29	1984	21	13	34	15	16	31
	1999	14	19	33	22	15	37	1983	22	17	39	21	14	35
	1998	14	14	28	13	21	34	1982	13	7	20	11	8	19
	1997	13	17	30	22	19	41	1981	18	22	40	23	17	40
	1996	17	11	28	18	9	27	1980	17	14	31	25	14	39
	1995	16	13	29	10	16	26	1979	29	14	43	16	13	29



Date	Game	Winner	Loser	Chi-Opp	Site
12-17-33	NFL Championship	BEARS	NY Giants	23-21	Wrigley Field
12-9-34	NFL Championship	NY Giants	BEARS	13-30	Polo Grounds
12-12-37	NFL Championship	Washington	BEARS	21-28	Wrigley Field
12-8-40	NFL Championship	BEARS	Washington	73- 0	Griffith Stadium
12-14-41	Conference Championship	BEARS	Green Bay	33-14	Wrigley Field
12-21-41	NFL Championship	BEARS	NY Giants	37- 9	Wrigley Field
12-13-42	NFL Championship	Washington	BEARS	6-14	Griffith Stadium
12-26-43	NFL Championship	BEARS	Washington	41-21	Wrigley Field
12-15-46	NFL Championship	BEARS	NY Giants	24-14	Polo Grounds
12-17-50	Conf. Championship	LA Rams	BEARS	14-24	LA Coliseum
12-30-56	NFL Championship	NY Giants	BEARS	7-47	Yankee Stadium
12-29-63	NFL Championship	BEARS	NY Giants	14-10	Wrigley Field
12-26-77	NFC Divisional	Dallas	BEARS	7-37	Texas Stadium
12-23-79	NFC Wild Card	Philadelphia	BEARS	17-27	Veterans Stadium
12-30-84	NFC Divisional	BEARS	Washington	23-19	RFK Memorial
1-6-85	Conference Championship	San Francisco	BEARS	0-23	Candlestick Park
1-5-86	NFC Divisional	BEARS	NY Giants	21- 0	Soldier Field
1-12-86	Conference Championship	BEARS	LA Rams	24- 0	Soldier Field
1-26-86	Super Bowl XX	BEARS	New England	46-10	Louisiana Superdome
1-3-87	NFC Divisional	Washington	BEARS	13-27	Soldier Field
1-10-88	NFC Divisional	Washington	BEARS	17-21	Soldier Field
12-31-88	NFC Divisional	BEARS	Philadelphia	20-12	Soldier Field
1-8-89	Conference Championship	San Francisco	BEARS	3-28	Soldier Field
1-6-91	First Round	BEARS	New Orleans	16- 6	Soldier Field
1-13-91	NFC Divisional	NY Giants	BEARS	3-31	Giants Stadium
12-29-91	First Round	Dallas	BEARS	13-17	Soldier Field
1-1-95	First Round	BEARS	Minnesota	35-18	HHH Metrodome
1-7-95	NFC Divisional	San Francisco	BEARS	15-44	Candlestick Park
1-19-02	NFC Divisional	Philadelphia	BEARS	19-33	Soldier Field
1-15-06	NFC Divisional	Carolina	BEARS	21-29	Soldier Field
1-14-07	NFC Divisional	BEARS	Seattle	27-24 (ot)	Soldier Field
1-21-07	Conference Championship	BEARS	New Orleans	39-14	Soldier Field
2-4-07	Super Bowl XLI	Indianapolis	BEARS	17-29	Dolphin Stadium
1-16-11	NFC Divisional	BEARS	Seattle	35-24	Soldier Field
1-23-11	Conference Championship	Green Bay	BEARS	14-21	Soldier Field

BEARS IN THE PLAYOFFS

Bears vs.:	Carolina	0-1 (.000)
	Dallas	0-2 (.000)
	Green Bay	1-1 (.500)
	Indianapolis	0-1 (.000)
	Los Angeles Rams	1-1 (.500)
	Minnesota	1-0 (1.000)
	New England	1-0 (1.000)
	New Orleans	2-0 (1.000)
	New York Giants	5-3 (.625)
	Philadelphia	1-2 (.333)
	San Francisco	0-3 (.000)
	Seattle	2-0 (1.000)
	Washington	3-4 (.429)

Playoff record: 17-18 (.486)

Record at home: 12-8 (.600)

NFL Championship/Super Bowl game record:
7-5 (.583)

NFC Central Division Championships:
1984, 85, 86, 87, 88, 90, 2001

NFC North Division Championships:
2003, 05, 06, 10

CHICAGO BEARS PLAYOFF SUMMARY

1963 NFL Championship

Chicago Bears 14, New York Giants 10

December 29, 1963

Wrigley Field

Attendance: 45,801

Weather: 11 degrees; wind W 11 mph

	1	2	3	4	Final
Chicago Bears	7	0	7	0	14
N.Y. Giants	7	3	0	0	10

Team	Q	Play	NYG	CHI
NYG	1	Gifford 14-yard pass from Tittle (Chandler kick)	7	0
CHI	1	Wade 2-yard run (Jencks kick)	7	7
NYG	2	Chandler 13-yard field goal	10	7
CHI	3	Wade 1-yard run (Jencks kick)	10	14

FINAL INDIVIDUAL STATISTICS

Chicago Bears

RUSHING	NO	YDS	AVG	LG	TD
Bull	13	42	3.2	12	0
Wade	8	34	4.3	12	2
Gallimore	7	12	1.7	7	0
Marconi	3	5	1.7	3	0

RECEIVING	NO	YDS	AVG	LG	TD
Marconi	3	64	21.3	34	0
Ditka	3	38	12.7	15	0
Morris	2	19	9.5	11	0
Coia	1	22	22.0	22	0
Bull	1	-5	-5.0	-5	0

INTERCEPTIONS	NO	YDS	AVG	LG	TD
L. Morris	1	61	61.0	61	0
O'Bradovich	1	10	10.0	10	0
McRae	1	0	0.0	0	0
Pettibon	1	0	0.0	0	0
Whitsell	1	0	0.0	0	0

PUNTING	NO	YDS	AVG	LG	IN20	TB
Green	7	286	40.9	48	3	0

PUNT RETURNS	NO	YDS	AVG	LG	TD
J. Morris	2	5	2.5	3	0
Taylor	1	0	0.0	0	0

KICKOFF RET.	NO	YDS	AVG	LG	TD
Martin	1	11	11.0	11	0
Bull	2	24	12.0	14	0

PASSING (CHI)	ATT	COMP	YDS	PCT	TD	INT	LG	SK/YDS
Wade	28	10	138	35.7	0	0	34	1/9

PASSING (NYG)	ATT	COMP	YDS	PCT	TD	INT	LG	SK/YDS
Tittle	29	11	147	37.9	1	5	36	1/7
Griffing	1	0	0	0.0	0	0	0	0/0

New York Giants

RUSHING	NO	YDS	AVG	LG	TD
Morrison	18	61	3.4	20	0
King	9	39	4.3	10	0
McElhenny	7	19	2.7	8	0
Webster	3	7	2.3	6	0
Tittle	1	2	2.0	2	0

RECEIVING	NO	YDS	AVG	LG	TD
Gifford	3	45	15.0	16	1
Morrison	3	18	6.0	11	0
Thomas	2	46	23.0	36	0
McElhenny	2	20	10.0	12	0
Webster	1	18	18.0	18	0

INTERCEPTIONS	NO	YDS	AVG	LG	TD
None					

PUNTING	NO	YDS	AVG	LG	IN20	TB
Chandler	4	173	43.3	52	2	0

PUNT RETURNS	NO	YDS	AVG	LG	TD
McElhenny	2	19	9.5	10	0
Dove	1	2	2.0	2	0

KICKOFF RET.	NO	YDS	AVG	LG	TD
Dove	2	50	25.0	26	0
McElhenny	1	47	47.0	47	0

TEAM STATISTICS	CHI	NYG
Total First Downs	14	17
By Rushing	6	8
By Passing	7	9
By Penalty	1	0
Third Down: Md/Att.	5/15	7/14
Third Down: Eff.	33%	50%
Total Net Yards	222	268
Total Offensive Plays	60	69
Average Per Play	3.7	3.9
Net Yards Rushing	93	128
Total Rushing Plays	31	38
Avg. Per Rush	3.0	3.4
Net Yards Passing	129	140
Sacked/Yards Lost	1/9	1/7
Gross Yards Passing	138	147
Att.-Comp.-Int.	28-10-0	30-11-5
Completion Pct.	35.7	36.7
Punts/Average	7/40.9	4/43.3
Penalties/Yards	5/35	3/25
Fumbles/Lost	2/2	2/1
Field Goals	28, 34	13, 37
___ Denotes Converted Field Goal		

Chicago Bears Starting Lineups

LE J. Farrington	LE E. O'Bradovich
LT H. Lee	LT S. Jones
LG T. Karras	RT F. Williams
C M. Pyle	RE D. Atkins
RG R. Davis	LLB J. Fortunato
RT B. Weloska	MLB B. George
RE M. Ditka	RLB L. Morris
QB B. Wade	LHB B. McRae
FL J. Morris	RHB D. Whitsell
HB W. Gallimore	LS R. Pettibon
FB J. Marconi	RS R. Taylor

New York Giants Starting Lineups

LE D. Shofner	LE J. Kalcavage
LT R. Brown	LT D. Modzelewski
LG D. Dess	RT J. LoVetere
C G. Larson	RE A. Robustelli
RG B. Bolin	LLB J. Hillebrand
RT J. Stroud	MLB S. Huff
RE J. Walton	RLB T. Scott
QB Y.A. Tittle	LHB E. Barnes
FL F. Gifford	RHB D. Lynch
HB P. King	LS D. Pesonen
FB J. Morrison	RS J. Patton



1977 NFC Divisional

Dallas Cowboys 37, Chicago Bears 7

December 26, 1977

Texas Stadium

Attendance: 64,758

Weather: 46 degrees; wind S 12 mph

	1	2	3	4	Final
Chicago Bears	0	0	0	7	7
Dallas Cowboys	7	10	17	3	37

Team	Q	Play	CHI	DAL
DAL	1	Dennison 2-yard run (Herrera kick)	0	7
DAL	2	DuPree 28-yard pass from Staubach (Herrera kick)	0	14
DAL	2	Herrera 21-yard field goal	0	17
DAL	3	Dorsett 23-yard run (Herrera kick)	0	24
DAL	3	Herrera 31-yard field goal	0	27
DAL	3	Dorsett 7-yard run (Herrera kick)	0	34
DAL	4	Herrera 27-yard field goal	0	37
CHI	4	Schubert 34-yard pass from Avellini (Thomas kick)	7	37

FINAL INDIVIDUAL STATISTICS

Chicago Bears

RUSHING	NO	YDS	AVG	LG	TD
Payton	19	60	3.1	11	0
Harper	5	11	2.2	6	0
Earl	2	6	3.0	3	0
Avellini	1	4	4.0	4	0

RECEIVING	NO	YDS	AVG	LG	TD
Schubert	5	69	13.8	34	1
Payton	3	33	11.0	20	0
Scott	3	29	9.7	15	0
Latta	2	25	12.5	16	0
Earl	1	15	15.0	15	0
Harper	1	6	6.0	6	0

INTERCEPTIONS	NO	YDS	AVG	LG	TD
Livers	1	8	8.0	8	0

PUNTING	NO	YDS	AVG	LG	IN20	TB
Parsons	6	255	43.4	52	0	1

PUNT RETURNS	NO	YDS	AVG	LG	TD
Schubert	1	7	7.0	7	0

KICKOFF RET.	NO	YDS	AVG	LG	TD
Walterscheid	4	98	24.5	40	0
Payton	3	57	19.0	27	0
Musso	1	7	7.0	7	0

PASSING (CHI)	ATT	COMP	YDS	PCT	TD	INT	LG	SK/YDS
Avellini	25	15	177	60.0	1	4	34	3/34

PASSING (DAL)	ATT	COMP	YDS	PCT	TD	INT	LG	SK/YDS
Staubach	13	8	134	61.5	1	1	32	2/2
D. White	1	0	0	0.0	0	0	0	0/0

Dallas Cowboys

RUSHING	NO	YDS	AVG	LG	TD
Dorsett	17	85	5.0	23	2
Newhouse	16	80	5.0	19	0
Dennison	8	40	5.0	11	1
Staubach	4	25	6.2	11	0
Brinson	3	3	1.0	3	0

RECEIVING	NO	YDS	AVG	LG	TD
D. Pearson	2	38	19.0	31	0
Dorsett	2	37	18.5	32	0
DuPree	1	28	28.0	28	1
Newhouse	1	13	13.0	13	0
Richards	1	12	12.0	12	0
Brinson	1	6	6.0	6	0

INTERCEPTIONS	NO	YDS	AVG	LG	TD
Waters	3	53	17.7	25	0
Lewis	1	23	23.0	23	0

PUNTING	NO	YDS	AVG	LG	IN20	TB
D. White	3	111	37.0	41	1	0

PUNT RETURNS	NO	YDS	AVG	LG	TD
Johnson	3	26	8.7	13	0
Hill	1	12	12.0	12	0

KICKOFF RET.	NO	YDS	AVG	LG	TD
Brinson	1	28	28.0	28	0
Johnson	1	16	16.0	16	0

TEAM STATISTICS	CHI	DAL
Total First Downs	15	20
By Rushing	4	13
By Passing	9	7
By Penalty	2	0
Third Down: Md/Att.	2/10	3/9
Third Down: Eff.	20%	33%
Total Net Yards	224	365
Total Offensive Plays	55	64
Average Per Play	4.0	5.7
Net Yards Rushing	81	233
Total Rushing Plays	27	48
Avg. Per Rush	3.0	4.8
Net Yards Passing	143	132
Sacked/Yards Lost	3/34	2/2
Gross Yards Passing	177	134
Att.-Comp.-Int.	25-15-4	14-8-1
Completion Pct.	60.0	57.1
Punts/Average	6/43.4	3/37.0
Penalties/Yards	4/43	3/35
Fumbles/Lost	3/3	2/2
Field Goals	<u>2</u>	<u>3</u> , <u>3</u> , <u>2</u>
— Denotes Converted Field Goal		

Chicago Bears Starting Lineups

WR	B. Rather	LE	M. Hartenstine
LT	T. Albrecht	LT	J. Osborne
LG	N. Jackson	RT	R. Rydalch
C	D. Peiffer	RE	B. Newsome
RG	R. Sorey	LLB	D. Buffone
RT	D. Lick	MLB	T. Hicks
TE	G. Latta	RLB	W. Bryant

WR	J. Scott	LCB	A. Ellis
QB	B. Avellini	RCB	V. Livers
RB	R. Harper	SS	G. Fencik
RB	W. Payton	FS	D. Plank

Dallas Cowboys Starting Lineups

WR	G. Richards	LE	E. Jones
LT	R. Neely	LT	J. Pugh
LG	H. Scott	RT	R. White
C	J. Fitzgerald	RE	H. Martin
RG	T. Rafferty	LLB	T. Henderson
RT	P. Donovan	MLB	B. Breunig
TE	B. DuPree	RLB	D.D. Lewis
WR	D. Pearson	LCB	B. Baines
QB	R. Staubach	RCB	A. Kyle
RB	T. Dorsett	SS	C. Waters
RB	R. Newhouse	FS	C. Harris

CHICAGO BEARS **PLAYOFF SUMMARY**

1979 NFC Wildcard

Philadelphia Eagles 27, Chicago Bears 17

December 23, 1979 Veterans Stadium Attendance: 70,756 Weather: 45 degrees; wind W 7 mph

		1	2	3	4	Final
Chicago Bears		7	10	0	0	17
Philadelphia Eagles		7	3	7	10	27
Team	Q	Play				CHI PHI
PHI	1	Carmichael 17-yard pass from Jaworski (Franklin kick)				0 7
CHI	1	Payton 2-yard run (Thomas kick)				7 7
PHI	2	Franklin 29-yard field goal				7 10
CHI	2	Payton 1-yard run (Thomas kick)				14 10
CHI	2	Thomas 30-yard field goal				17 10
PHI	3	Carmichael 29-yard pass from Jaworski (Franklin kick)				17 17
PHI	4	Campfield 63-yard pass from Jaworski (Franklin kick)				17 24
PHI	4	Franklin 34-yard field goal				17 27

FINAL INDIVIDUAL STATISTICS

Chicago Bears

RUSHING	NO	YDS	AVG	LG	TD
Payton	16	67	4.2	12	2
Williams	10	23	2.3	12	0
McClendon	2	6	3.0	3	0
Phipps	1	3	3.0	3	0

RECEIVING	NO	YDS	AVG	LG	TD
Payton	3	52	17.3	31	0
Watts	3	42	14.0	19	0
Baschnagel	3	38	12.7	15	0
Latta	2	6	3.0	4	0
Williams	2	4	2.0	4	0

INTERCEPTIONS	NO	YDS	AVG	LG	TD
Ellis	1	25	25.0	25	0

PUNTING	NO	YDS	AVG	LG	IN20	TB
Parsons	6	234	39.0	47	1	0

PUNT RETURNS	NO	YDS	AVG	LG	TD
Walterscheid	0	0	0.0	0	0

KICKOFF RET.	NO	YDS	AVG	LG	TD
Walterschied	3	66	22.0	24	0
Watts	2	31	15.5	22	0
Baschnagel	1	27	27.0	27	0

PASSING (CHI)	ATT	COMP	YDS	PCT	TD	INT	LG	SK/YDS
Phipps	30	13	142	43.3	0	2	31	1/0

PASSING (PHI)	ATT	COMP	YDS	PCT	TD	INT	LG	SK/YDS
Jaworski	23	12	204	52.2	3	1	63t	3/28

Philadelphia Eagles

RUSHING	NO	YDS	AVG	LG	TD
Montgomery	26	87	3.4	12	0
Harris	8	33	4.1	16	0
Jaworski	3	19	6.3	20	0

RECEIVING	NO	YDS	AVG	LG	TD
Carmichael	6	111	18.5	29t	2
Campfield	2	70	35	63t	1
Montgomery	2	0	0.0	8	0
Harris	1	15	15.0	15	0
Smith	1	8	8.0	8	0

INTERCEPTIONS	NO	YDS	AVG	LG	TD
Howard	1	0	0.0	0	0
Edwards	1	5	5.0	5	0

PUNTING	NO	YDS	AVG	LG	IN20	TB
Runager	4	162	40.5	50	2	0

PUNT RETURNS	NO	YDS	AVG	LG	TD
Henry	4	51	12.8	34	0

KICKOFF RET.	NO	YDS	AVG	LG	TD
Henry	3	76	25.3	29	0

TEAM STATISTICS	CHI	PHI
Total First Downs	15	18
By Rushing	7	8
By Passing	7	8
By Penalty	1	2
Third Down: Md/Att.	4/14	5/13
Third Down: Eff.	29%	38%
Total Net Yards	241	315
Total Offensive Plays	60	63
Average Per Play	4.0	5.0
Net Yards Rushing	99	139
Total Rushing Plays	29	37
Avg. Per Rush	3.4	3.8
Net Yards Passing	142	176
Sacked/Yards Lost	1/0	3/28
Gross Yards Passing	142	204
Att.-Comp.-Int.	30-13-2	23-12-1
Completion Pct.	43.3	52.2
Punts/Average	6/39.0	4/40.5
Penalties/Yards	4/35	4/46
Fumbles/Lost	1/1	4/2
Field Goals	30, 50	29, 34
— Denotes Converted Field Goal		

Chicago Bears Starting Lineups

WR	R. Watts	LE	D. Hampton
LT	T. Albrecht	LT	J. Osborne
LG	N. Jackson	RT	A. Page
C	D. Neal	RE	M. Hartenstine
RG	R. Sorey	LLB	J. Muckensturm
RT	D. Lick	MLB	T. Hicks
TE	M. Cobb	RLB	G. Campbell
WR	B. Baschnagel	LCB	T. Schmidt
QB	M. Phipps	RCB	A. Ellis
HB	W. Payton	SS	G. Fencik
FB	D. Williams	FS	D. Plank

Philadelphia Eagles Starting Lineups

WR	H. Carmichael	LE	C. Humphrey
LT	S. Walters	MG	C. Johnson
LG	W. Key	RE	C. Hairston
C	G. Morriss	OLB	J. Bunting
RG	W. Peoples	LILB	J. Robinson
RT	J. Sisemore	RILB	F. LeMaster
TE	K. Kreple	OLB	R. Wilkes
WR	C. Smith	LCB	B. Howard
QB	R. Jaworski	RCB	H. Edwards
HB	W. Montgomery	SS	R. Logan
FB	L. Harris	FS	J. Sclarra



1984 NFC Divisional

Chicago Bears 23, Washington Redskins 19

December 30, 1984

RFK Memorial

Attendance: 55,431

Weather: 57 degrees; wind N 12 mph

	1	2	3	4	Final
Chicago Bears	0	10	13	0	23
Washington Redskins	3	0	14	2	19

Team	Q	Play	CHI	WAS
WAS	1	Moseley 25-yard field goal	0	3
CHI	2	Thomas 34-yard field goal	3	3
CHI	2	Dunsmore 19-yard pass from Payton (Thomas kick)	10	3
CHI	3	Gault 75-yard pass from Fuller (kick failed)	16	3
WAS	3	Riggins 1-yard run (Moseley kick)	16	10
CHI	3	McKinnon 16-yard pass from Fuller (Thomas kick)	23	10
WAS	3	Riggins 1-yard run (Moseley kick)	23	17
WAS	4	Finzer takes safety	23	19

FINAL INDIVIDUAL STATISTICS

Chicago Bears

RUSHING	NO	YDS	AVG	LG	TD
Payton	24	104	4.3	12	0
Suhey	7	7	1.0	6	0
Fuller	2	5	2.5	5	0
C. Thomas	1	5	5.0	5	0
Finzer	1	-7	-7.0	-7	0

RECEIVING	NO	YDS	AVG	LG	TD
McKinnon	4	72	18.0	36	1
Gault	1	75	75.0	75	1
Suhey	1	33	33.0	33	0
Dunsmore	1	19	19.0	19	0
C. Thomas	1	13	13.0	13	0
Payton	1	12	12.0	12	0
Moorehead	1	6	6.0	6	0

INTERCEPTIONS	NO	YDS	AVG	LG	TD
Richardson	1	0	0.0	0	0

PUNTING	NO	YDS	AVG	LG	IN20	TB
Finzer	5	197	39.4	45	3	0

PUNT RETURNS	NO	YDS	AVG	LG	TD
Fisher	2	17	8.5	11	0

KICKOFF RET.	NO	YDS	AVG	LG	TD
Gault	3	74	24.6	29	0

PASSING (CHI)	ATT	COMP	YDS	PCT	TD	INT	LG	SK/YDS
Fuller	15	9	211	60.0	2	0	75	5/34
Payton	2	1	19	50.0	1	0	19	0/0

PASSING (WAS)	ATT	COMP	YDS	PCT	TD	INT	LG	SK/YDS
Theismann	42	22	292	52.4	0	1	35	7/49

Washington Redskins

RUSHING	NO	YDS	AVG	LG	TD
Riggins	21	50	2.4	8	2
Theismann	5	38	7.6	13	0
Washington	1	5	5.0	5	0

RECEIVING	NO	YDS	AVG	LG	TD
Monk	10	122	12.2	35	0
Muhammad	5	62	12.4	23	0
Didier	4	85	21.3	29	0
Washington	2	12	6.0	8	0
Warren	1	11	11.0	11	0

INTERCEPTIONS	NO	YDS	AVG	LG	TD
None					

PUNTING	NO	YDS	AVG	LG	IN20	TB
Hayes	5	184	36.8	45	3	0

PUNT RETURNS	NO	YDS	AVG	LG	TD
Nelms	3	29	9.7	20	0

KICKOFF RET.	NO	YDS	AVG	LG	TD
Nelms	4	77	19.3	27	0
Kane	1	10	10.0	10	0
Griffin	1	0	0.0	0	0
Coleman	0	25	25.0	25	0

TEAM STATISTICS	CHI	WAS
Total First Downs	13	22
By Rushing	5	6
By Passing	7	14
By Penalty	1	2
Third Down: Md/Att.	3/13	6/16
Third Down: Eff.	23%	38%
Total Net Yards	310	336
Total Offensive Plays	57	76
Average Per Play	5.4	4.4
Net Yards Rushing	114	93
Total Rushing Plays	35	27
Avg. Per Rush	3.3	3.4
Net Yards Passing	196	243
Sacked/Yards Lost	5/34	7/49
Gross Yards Passing	230	292
Att.-Comp.-Int.	17-10-0	42-22-1
Completion Pct.	58.8	52.4
Punts/Average	5/39.4	5/36.8
Penalties/Yards	6/34	7/55
Fumbles/Lost	2/1	3/2
Field Goals	<u>3</u>	<u>4</u>
— Denotes Converted Field Goal		

Chicago Bears Starting Lineups

WR	W. Gault	LE	M. Hartenstine
LT	J. Covert	LT	S. McMichael
LG	M. Bortz	RT	D. Hampton
C	J. Hilgenberg	RE	R. Dent
RG	K. Becker	LLB	O. Wilson
RT	K. Van Horne	MLB	M. Singletary
TE	E. Moorehead	RLB	A. Harris
WR	D. McKinnon	LCB	M. Richardson
QB	S. Fuller	RCB	T. Schmidt
FB	M. Suhey	SS	T. Bell
RB	W. Payton	FS	G. Fencik

Washington Redskins Starting Lineups

WR	C. Muhammad	LE	C. Mann
TE	C. Didier	LT	D. Butz
LT	J. Jacoby	RT	D. Grant
LG	R. Grimm	RE	D. Manley
C	R. Donnalley	LLB	M. Kaufman
RG	K. Huff	MLB	N. Olkewicz
RT	M. May	RLB	R. Milot
TE	D. Warren	LCB	D. Green
WR	A. Monk	RCB	V. Dean
QB	J. Theismann	SS	K. Coffey
RB	J. Riggins	FS	C. Jordan

CHICAGO BEARS **PLAYOFF SUMMARY**

1984 NFC Championship

San Francisco 49ers 23, Chicago Bears 0

January 6, 1985

Candlestick Park

Attendance: 61,040

Weather: 52 degrees; wind light

	1	2	3	4	Final
Chicago Bears	0	0	0	0	0
San Francisco 49ers	3	3	7	10	23

Team	Q	Play	CHI	SF
SF	1	Wersching 21-yard field goal	0	3
SF	2	Wersching 22-yard field goal	0	6
SF	3	Tyler 10-yard run (Wersching kick)	0	13
SF	4	Solomon 10-yard pass from Montana (Wersching kick)	0	20
SF	4	Wersching 34-yard field goal	0	23

FINAL INDIVIDUAL STATISTICS

Chicago Bears

RUSHING	NO	YDS	AVG	LG	TD
Payton	22	92	4.2	20	0
Fuller	6	39	6.5	23	0
Suhey	3	16	5.3	15	0
C. Thomas	1	2	2.0	2	0

RECEIVING	NO	YDS	AVG	LG	TD
Suhey	4	11	2.8	7	0
McKinnon	3	48	16.0	21	0
Payton	3	11	3.7	5	0
Moorehead	2	14	7.0	8	0
Dunsmore	1	3	3.0	3	0

INTERCEPTIONS	NO	YDS	AVG	LG	TD
Fencik	2	5	2.5	5	0

PUNTING	NO	YDS	AVG	LG	IN20	TB
Finzer	7	302	43.1	55	1	0

PUNT RETURNS	NO	YDS	AVG	LG	TD
Fisher	2	12	6.0	9	0

KICKOFF RET.	NO	YDS	AVG	LG	TD
Gentry	3	49	16.3	18	0
Gault	1	18	18.0	18	0

San Francisco 49ers

RUSHING	NO	YDS	AVG	LG	TD
Tyler	10	68	6.8	25	1
Craig	8	44	5.5	39	0
Montana	5	22	4.4	9	0
Harmon	3	18	6.0	14	0
Ring	2	5	2.5	3	0
Cavanaugh	1	2	2.0	2	0

RECEIVING	NO	YDS	AVG	LG	TD
Solomon	7	73	10.4	15	1
D. Clark	4	83	20.8	38	0
Wilson	2	25	12.5	14	0
Tyler	2	22	11.0	16	0
Francis	2	20	10.0	12	0
Nehemiah	1	10	10.0	10	0
Harmon	1	3	3.0	3	0

INTERCEPTIONS	NO	YDS	AVG	LG	TD
Hicks	1	0	0.0	0	0

PUNTING	NO	YDS	AVG	LG	IN20	TB
Runager	3	117	39.0	41	1	0

PUNT RETURNS	NO	YDS	AVG	LG	TD
McLemore	4	69	17.8	25	0

KICKOFF RET.	NO	YDS	AVG	LG	TD
Harmon	1	15	15.0	15	0

TEAM STATISTICS	CHI	SF
Total First Downs	13	25
By Rushing	9	9
By Passing	3	14
By Penalty	1	2
Third Down: Md/Att.	5/16	4/11
Third Down: Eff.	31%	36%
Total Net Yards	186	387
Total Offensive Plays	63	67
Average Per Play	3.0	5.8
Net Yards Rushing	149	159
Total Rushing Plays	32	29
Avg. Per Rush	4.7	5.5
Net Yards Passing	37	228
Sacked/Yards Lost	9/50	3/8
Gross Yards Passing	87	236
Att.-Comp.-Int.	22-13-1	35-19-2
Completion Pct.	59.1	54.3
Punts/Average	7/43.1	3/39.0
Penalties/Yards	7/50	3/20
Fumbles/Lost	1/0	1/0
Field Goals	41	<u>21</u> , <u>22</u>
___ Denotes Converted Field Goal		<u>34</u>

Chicago Bears Starting Lineups

WR	W. Gault	LE	M. Hartensline
LT	J. Covert	LT	S. McMichael
LG	M. Bortz	RT	D. Hamplon
C	J. Hilgenberg	RE	R. Dent
RG	K. Becker	LLB	O. Wilson
RT	K. Van Horne	MLB	M. Singletary
TE	E. Moorehead	RLB	A. Harris
WR	D. McKinnon	LCB	M. Richardson
QB	S. Fuller	RCB	L. Frazier
FB	M. Suhey	SS	T. Bell
TB	W. Payton	FS	G. Fencik

San Francisco 49ers Starting Lineups

WR	D. Clark	LE	L. Pillers
LT	B. Paris	NT	M. Tulasosopo
LG	J. Ayers	RE	D. Board
C	F. Quillan	OLB	D. Bunz
RG	R. Cross	LILB	R. Ellison
RT	K. Fahnhorst	RILB	J. Reynolds
TE	R. Francis	OLB	K. Turner
WR	F. Solomon	LCB	R. Lott
QB	J. Montana	RCB	E. Wright
RB	W. Tyler	SS	C. Williamson
FB	R. Craig	FS	D. Hicks

PASSING (CHI)	ATT	COMP	YDS	PCT	TD	INT	LG	SK/YDS
Fuller	22	13	87	59.1	0	1	21	8/50
Payton	0	0	0	00.0	0	0	0	1/0

PASSING (SF)	ATT	COMP	YDS	PCT	TD	INT	LG	SK/YDS
Montana	34	18	233	52.9	1	2	38	3/8
Cavanaugh	1	1	3	100.0	0	0	3	0/0



PLAYOFF SUMMARY



1985 NFC Divisional

Chicago Bears 21, New York Giants 0

January 5, 1986

Soldier Field

Attendance: 62,076

Weather: 14 degrees; wind W 13 mph

	1	2	3	4	Final
New York Giants	0	0	0	0	0
Chicago Bears	7	0	14	0	21

Team	Q	Play	NYG	CHI
CHI	1	Gayle 5-yard punt return (Butler kick)	0	7
CHI	3	McKinnon 23-yard pass from McMahon (Butler kick)	0	14
CHI	3	McKinnon 20-yard pass from McMahon (Butler kick)	0	21

FINAL INDIVIDUAL STATISTICS

Chicago Bears

RUSHING	NO	YDS	AVG	LG	TD
Payton	27	93	3.4	12	0
Suhey	6	33	5.5	9	0
McMahon	5	18	3.6	10	0
Thomas	4	11	2.8	5	0
McKinnon	1	-7	-7.0	-7	0
Gentry	1	-1	-1.0	-1	0

RECEIVING	NO	YDS	AVG	LG	TD
Gault	3	68	22.7	28	0
McKinnon	3	52	17.3	23t	2
Suhey	2	5	2.5	3	0
Wrightman	1	46	46.0	46	0
Gentry	1	41	41.0	41	0
Payton	1	4	4.0	4	0

INTERCEPTIONS	NO	YDS	AVG	LG	TD
None					

PUNTING	NO	YDS	AVG	LG	IN20	TB
Buford	6	224	37.3	51	1	1

PUNT RETURNS	NO	YDS	AVG	LG	TD
Ortego	5	22	4.4	9	0
Gayle	1	5	5.0	5t	1

KICKOFF RET.	NO	YDS	AVG	LG	TD
Gault	1	21	21.0	21	0

PASSING (CHI)	ATT	COMP	YDS	PCT	TD	INT	LG	SK/YDS
McMahon	21	11	216	52.4	2	0	46	0/0

PASSING (NYG)	ATT	COMP	YDS	PCT	TD	INT	LG	SK/YDS
Simms	35	14	209	40.0	0	0	33	6/60

New York Giants

RUSHING	NO	YDS	AVG	LG	TD
Morris	12	32	2.7	14	0
Galbreath	1	9	9.0	9	0
B. Williams	1	-9	-9.0	-9	0

RECEIVING	NO	YDS	AVG	LG	TD
Bavaro	4	36	9.0	11	0
Adams	3	65	21.7	31	0
Carpenter	3	24	8.0	16	0
B. Williams	1	33	33.0	33	0
McConkey	1	23	23.0	23	0
Johnson	1	17	17.0	17	0
Galbreath	1	11	11.0	11	0

INTERCEPTIONS	NO	YDS	AVG	LG	TD
None					

PUNTING	NO	YDS	AVG	LG	IN20	TB
Landeta	9	343	38.1	63	3	0

PUNT RETURNS	NO	YDS	AVG	LG	TD
McConkey	2	9	4.5	5	0

KICKOFF RET.	NO	YDS	AVG	LG	TD
Rouson	2	58	29.0	42	0
Hasselbeck	1	20	20.0	20	0
Galbreath	1	17	17.0	17	0

TEAM STATISTICS	CHI	NYG
Total First Downs	17	10
By Rushing	9	1
By Passing	8	8
By Penalty	0	1
Third Down: Mdl/Att.	7/16	0/12
Third Down: Eff.	44%	0%
Total Net Yards	363	181
Total Offensive Plays	66	55
Average Per Play	5.6	3.3
Net Yards Rushing	147	32
Total Rushing Plays	44	14
Avg. Per Rush	3.3	2.3
Net Yards Passing	216	149
Sacked/Yards Lost	0/0	6/60
Gross Yards Passing	216	209
Att.-Comp.-Int.	21-11-0	35-14-0
Completion Pct.	52.4	40.0
Punts/Average	6/37.3	9/38.1
Penalties/Yards	2/20	4/25
Fumbles/Lost	0/0	3/1
Field Goals	26, 49, 38	19

— Denotes Converted Field Goal

Chicago Bears Starting Lineups

WR	W. Gault	LE	D. Hampton
LT	J. Covert	LT	S. McMichael
LG	M. Bortz	RT	W. Perry
C	J. Hilgenberg	RE	R. Dent
RG	T. Thayer	LLB	O. Wilson
RT	K. Van Horne	MLB	M. Singletary
TE	E. Moorehead	RLB	W. Marshall
WR	D. McKinnon	LCB	M. Richardson
QB	J. McMahon	RCB	L. Frazier
FB	M. Suhey	SS	D. Duerson
RB	W. Payton	FS	G. Fencik

New York Giants Starting Lineups

WR	B. Johnson	LE	C. McGriff
LT	B. Benson	NT	J. Burt
LG	B. Ard	RE	L. Marshall
C	B. Oates	OLB	B. Hunt
RG	C. Godfrey	LILB	G. Reasons
RT	K. Nelson	RILB	H. Carson
TE	M. Bavaro	OLB	L. Taylor
WR	L. Manuel	LCB	E. Patterson
QB	P. Simms	RCB	P. Williams
RB	J. Morris	SS	K. Hill
RB	R. Carpenter	FS	T. Kinard

CHICAGO BEARS PLAYOFF SUMMARY

1985 NFC Championship

Chicago Bears 24, Los Angeles Rams 0

January 12, 1986

Soldier Field

Attendance: 63,522

Weather: 39 degrees; wind W 23 mph

	1	2	3	4	Final
L.A. Rams	0	0	0	0	0
Chicago Bears	10	0	7	7	24

Team	Q	Play	LAR	CHI
CHI	1	McMahon 16-yard run (Butler kick)	0	7
CHI	1	Butler 34-yard field goal	0	10
CHI	3	Gault 22-yard pass from McMahon (Butler kick)	0	17
CHI	4	Marshall 52-yard fumble return (Butler kick)	0	24

FINAL INDIVIDUAL STATISTICS

Chicago Bears

RUSHING	NO	YDS	AVG	LG	TD
Payton	18	32	1.8	8	0
Suhey	6	23	3.8	9	0
McMahon	4	28	7.0	16t	1
Thomas	3	-1	-0.3	1	0
Gentry	2	9	4.5	7	0

RECEIVING	NO	YDS	AVG	LG	TD
Payton	7	48	6.9	19	0
Gault	4	56	14.0	22t	1
Moorehead	2	28	14.0	20	0
McKinnon	1	11	17.0	17	0
Wrightman	1	8	8.0	8	0
Suhey	1	7	7.0	7	0

INTERCEPTIONS	NO	YDS	AVG	LG	TD
Frazier	1	-3	-3.0	-3	0

PUNTING	NO	YDS	AVG	LG	IN20	TB
Buford	10	363	36.3	55	2	0

PUNT RETURNS	NO	YDS	AVG	LG	TD
Ortego	4	21	5.3	8	0
Phillips	1	0	0.0	0	0

KICKOFF RET.	NO	YDS	AVG	LG	TD
Gentry	1	22	22.0	22	0

PASSING (CHI)	ATT	COMP	YDS	PCT	TD	INT	LG	SK/YDS
McMahon	25	16	164	64.0	1	0	22t	3/23

PASSING (LAR)	ATT	COMP	YDS	PCT	TD	INT	LG	SK/YDS
Brock	31	10	66	32.3	0	1	15	3/22

Los Angeles Rams

RUSHING	NO	YDS	AVG	LG	TD
Dickerson	17	46	2.7	9	0
Redden	9	40	4.4	12	0

RECEIVING	NO	YDS	AVG	LG	TD
Hunter	3	29	9.7	15	0
Dickerson	3	10	3.3	7	0
Brown	2	14	7.0	11	0
Duckworth	1	8	8.0	8	0
Ellard	1	5	5.0	5	0

INTERCEPTIONS	NO	YDS	AVG	LG	TD
None					

PUNTING	NO	YDS	AVG	LG	IN20	TB
Hatcher	11	431	39.2	51	3	0

PUNT RETURNS	NO	YDS	AVG	LG	TD
Johnson	2	6	3.0	3	0
Ellard	1	6	6.0	6	0
Irvin	1	4	4.0	4	0

KICKOFF RET.	NO	YDS	AVG	LG	TD
Brown	3	63	21.0	45	0
Redden	1	13	13.0	13	0

TEAM STATISTICS	CHI	LAR
Total First Downs	13	9
By Rushing	5	5
By Passing	8	3
By Penalty	0	1
Third Down: Md/Att.	4/16	2/14
Third Down: Eff.	25%	14%
Total Net Yards	232	130
Total Offensive Plays	61	60
Average Per Play	3.8	2.2
Net Yards Rushing	91	86
Total Rushing Plays	33	26
Avg. Per Rush	2.8	3.3
Net Yards Passing	141	44
Sacked/Yards Lost	3/23	3/22
Gross Yards Passing	164	66
Att.-Comp.-Int.	25-16-0	31-10-1
Completion Pct.	64.0	32.3
Punts/Average	10/36.3	11/39.2
Penalties/Yards	6/48	4/25
Fumbles/Lost	3/1	4/2
Field Goals	3a	
___ Denotes Converted Field Goal		

Chicago Bears Starting Lineups

WR	W. Gault	LE	D. Hampton
LT	J. Covert	LT	S. McMichael
LG	M. Bortz	RT	W. Perry
C	J. Hilgenberg	RE	R. Dent
RG	T. Thayer	LLB	O. Wilson
RT	K. Van Horne	MLB	M. Singletary
TE	E. Moorehead	RLB	W. Marshall
WR	D. McKinnon	LCB	M. Richardson
QB	J. McMahon	RCB	L. Frazier
FB	M. Suhey	SS	D. Duerson
RB	W. Payton	FS	G. Fencik

Los Angeles Rams Starting Lineups

WR	H. Ellard	LE	D. Reed
LT	I. Pankey	NT	C. DeJurnett
LG	K. Hill	RE	R. Doss
C	T. Slaton	OLB	M. Owens
RG	D. Harrah	LILB	C. Eckern
RT	J. Slater	RILB	J. Collins
TE	D. Hill	OLB	M. Wilcher
WR	R. Brown	LCB	G. Green
QB	D. Brock	RCB	L. Irvin
RB	B. Redden	SS	N. Cromwell
RB	E. Dickerson	FS	J. Johnson



1985 Super Bowl XX

Chicago Bears 46, New England Patriots 10

January 26, 1986

Louisiana Superdome

Attendance: 73,818

Weather: Indoors

	1	2	3	4	Final
Chicago Bears	13	10	21	2	46
New England Patriots	3	0	0	7	10

Team	Q	Play	CHI	NE
NE	1	Franklin 36-yard field goal	0	3
CHI	1	Butler 28-yard field goal	3	3
CHI	1	Butler 24-yard field goal	6	3
CHI	1	Suhey 11-yard run (Butler kick)	13	3
CHI	2	McMahon 2-yard run (Butler kick)	20	3
CHI	2	Butler 24-yard field goal	23	3
CHI	3	McMahon 1-yard run (Butler kick)	30	3
CHI	3	Phillips 28-yard interception return (Butler kick)	37	3
CHI	3	Perry 1-yard run (Butler kick)	44	3
NE	4	Fryar 8-yard pass from Grogan (Franklin kick)	44	10
CHI	4	Safety, Grogan tackled by Waechter in end zone	46	10

FINAL INDIVIDUAL STATISTICS

Chicago Bears

RUSHING	NO	YDS	AVG	LG	TD
Payton	22	61	2.8	7	0
Suhey	11	52	4.7	11t	1
McMahon	5	14	2.8	7	2
Sanders	4	15	3.8	10	0
Gentry	3	15	5.0	8	0
Thomas	2	8	4.0	7	0
Perry	1	1	1.0	1t	1
Fuller	1	1	1.0	1	0

RECEIVING	NO	YDS	AVG	LG	TD
Gault	4	129	32.3	60	0
Gentry	2	41	20.5	27	0
Margerum	2	36	18.0	29	0
Moorehead	2	22	11.0	14	0
Suhey	1	24	24.0	24	0
Thomas	1	4	4.0	4	0

INTERCEPTIONS	NO	YDS	AVG	LG	TD
Morrissey	1	47	47.0	47	0
Phillips	1	28	28.0	28t	1

PUNTING	NO	YDS	AVG	LG	IN20	TB
Buford	4	173	43.3	52	1	1

PUNT RETURNS	NO	YDS	AVG	LG	TD
Ortego	2	20	10.0	12	0

KICKOFF RET.	NO	YDS	AVG	LG	TD
Gault	4	49	12.3	18	0

PASSING (CHI)	ATT	COMP	YDS	PCT	TD	INT	LG	SK/YDS
McMahon	20	12	256	60.0	0	0	60	1/3
Fuller	4	0	0	00.0	0	0	0	1/11
Perry	0	0	0	00.0	0	0	0	1/1

PASSING (NE)	ATT	COMP	YDS	PCT	TD	INT	LG	SK/YDS
Grogan	30	17	177	56.2	1	2	24	4/33
Eason	6	0	0	00.0	0	0	0	3/28

New England Patriots

RUSHING	NO	YDS	AVG	LG	TD
C. James	5	1	0.2	3	0
Collins	3	4	1.3	3	0
Grogan	1	3	3.0	3	0
Weathers	1	3	3.0	3	0
Hawthorne	1	-4	-4.0	-4	0

RECEIVING	NO	YDS	AVG	LG	TD
Morgan	7	70	10.0	19	0
Starring	2	39	19.5	24	0
Fryar	2	24	12.0	16	1
Collins	2	19	9.5	11	0
Ramsey	2	16	8.0	11	0
C. James	1	6	6.0	6	0
Weathers	1	3	3.0	3	0

INTERCEPTIONS	NO	YDS	AVG	LG	TD
None					

PUNTING	NO	YDS	AVG	LG	IN20	TB
Camarillo	6	263	43.8	62	1	1

PUNT RETURNS	NO	YDS	AVG	LG	TD
Fryar	2	22	11.0	12	0

KICKOFF RET.	NO	YDS	AVG	LG	TD
Starring	7	153	21.9	36	0

TEAM STATISTICS	CHI	NE
Total First Downs	23	12
By Rushing	13	1
By Passing	9	10
By Penalty	1	1
Third Down: Md/Att.	7/14	1/10
Third Down: Eff.	50%	10%
Total Net Yards	408	123
Total Offensive Plays	76	54
Average Per Play	5.4	2.3
Net Yards Rushing	167	7
Total Rushing Plays	49	11
Avg. Per Rush	3.4	0.6
Net Yards Passing	241	116
Sacked/Yards Lost	3/15	7/61
Gross Yards Passing	256	177
Att.-Comp.-Int.	24-12-0	36-17-2
Completion Pct.	50.0	47.2
Punts/Average	4/43.3	6/43.8
Penalties/Yards	7/40	5/35
Fumbles/Lost	3/2	4/4
Field Goals	<u>28</u> , <u>24</u> , <u>24</u>	<u>36</u>
___ Denotes Converted Field Goal		

Chicago Bears Starting Lineups

WR	W. Gault	LE	D. Hampton
LT	J. Covert	LT	S. McMichael
LG	M. Bortz	RT	W. Perry
C	J. Hilgenberg	RE	R. Dent
RG	T. Thayer	LLB	O. Wilson
RT	K. Van Horne	MLB	M. Singletary
TE	E. Moorehead	RLB	W. Marshall
WR	D. McKinnon	LCB	M. Richardson
QB	J. McMahon	RCB	L. Frazier
FB	M. Suhey	SS	D. Duerson
RB	W. Payton	FS	G. Fencik

New England Patriots Starting Lineups

WR	S. Morgan	LE	G. Varis
LT	B. Holloway	NT	L. Williams
LG	J. Hannah	RE	J. Adams
C	P. Brock	OLB	A. Tippet
RG	R. Wooten	LILB	S. Nelson
RT	S. Moore	RILB	L. McGrew
TE	L. Dawson	OLB	D. Blackmon
WR	S. Starring	LCB	R. Lippett
QB	T. Eason	RCB	R. Clayborn
RB	T. Collins	SS	R. James
FB	C. James	FS	F. Marion

1986 NFC Divisional

Washington Redskins 27, Chicago Bears 13

January 3, 1987

Soldier Field

Attendance: 65,141

Weather: 35 degrees; wind NW 6 mph

Team	Q	Play	1	2	3	4	Final	CHI
WAS	1	Monk 28-yard pass from Schroeder (Atkinson kick)					7	0
CHI	2	Gault 50-yard pass from Flutie (Butler kick)					7	7
CHI	2	Butler 23-yard field goal					7	10
CHI	2	Butler 41-yard field goal					7	13
WAS	3	Monk 23-yard pass from Schroeder (Atkinson kick)					14	13
WAS	4	Rogers 1-yard run (Atkinson kick)					21	13
WAS	4	Atkinson 35-yard field goal					24	13
WAS	4	Atkinson 25-yard field goal					27	13

FINAL INDIVIDUAL STATISTICS

Chicago Bears

RUSHING	NO	YDS	AVG	LG	TD
Payton	14	38	2.7	9	0
Suhey	4	14	3.5	5	0
Thomas	3	18	6.0	13	0
Flutie	2	12	6.0	11	0
Anderson	1	11	11.0	11	0

RECEIVING	NO	YDS	AVG	LG	TD
Gault	5	82	16.4	50t	1
Ortego	2	36	18.0	27	0
Wrightman	2	16	8.0	9	0
Suhey	1	2	2.0	2	0
Payton	1	-2	-2.0	-2	0

INTERCEPTIONS	NO	YDS	AVG	LG	TD
Richardson	1	43	43.0	43	0

PUNTING	NO	YDS	AVG	LG	IN20	TB
Bulford	5	203	40.6	49	0	0

PUNT RETURNS	NO	YDS	AVG	LG	TD
Barnes	5	27	5.4	23	0

KICKOFF RET.	NO	YDS	AVG	LG	TD
Gentry	3	127	42.3	60	0
Thomas	2	15	7.5	11	0
Anderson	1	17	17.0	17	0

PASSING (CHI)	ATT	COMP	YDS	PCT	TD	INT	LG	SK/YDS
Flutie	31	11	134	35.5	1	2	50t	1/7

PASSING (WAS)	ATT	COMP	YDS	PCT	TD	INT	LG	SK/YDS
Schroeder	32	15	184	46.9	2	1	28t	2/16

Washington Redskins

RUSHING	NO	YDS	AVG	LG	TD
Rogers	28	72	2.6	9	1
Bryant	8	46	5.8	12	0
Schroeder	3	16	5.3	11	0

RECEIVING	NO	YDS	AVG	LG	TD
Monk	5	81	16.2	28t	2
Clark	5	37	7.4	13	0
Bryant	4	61	15.3	24	0
Warren	1	5	5.0	5	0

INTERCEPTIONS	NO	YDS	AVG	LG	TD
Green	1	17	17.0	17	0
Dean	1	16	16.0	16	0

PUNTING	NO	YDS	AVG	LG	IN20	TB
Cox	7	275	39.3	54	1	0

PUNT RETURNS	NO	YDS	AVG	LG	TD
Yarber	3	22	7.3	8	0

KICKOFF RET.	NO	YDS	AVG	LG	TD
Garner	3	71	23.7	36	0

TEAM STATISTICS	CHI	WAS
Total First Downs	14	19
By Rushing	8	8
By Passing	5	8
By Penalty	1	3
Third Down: Md/Att.	1/11	6/16
Third Down: Eff.	9%	38%
Total Net Yards	220	302
Total Offensive Plays	56	73
Average Per Play	3.9	4.1
Net Yards Rushing	93	134
Total Rushing Plays	24	39
Avg. Per Rush	3.9	3.4
Net Yards Passing	127	168
Sacked/Yards Lost	1/7	2/16
Gross Yards Passing	134	184
Att.-Comp.-Int.	31-11-2	32-15-1
Completion Pct.	35.5	46.9
Punts/Average	5/40.6	7/39.3
Penalties/Yards	4/42	8/65
Fumbles/Lost	3/2	2/0
Field Goals	<u>23</u> , <u>41</u> , <u>35</u> , <u>25</u>	
___ Denotes Converted Field Goal	50	

Chicago Bears Starting Lineups

WR	W. Gault	LE	D. Hampton
LT	J. Covert	LT	S. McMichael
LG	M. Bortz	RT	W. Perry
C	J. Hilgenberg	RE	R. Dent
RG	T. Thayer	LLB	O. Wilson
RT	K. Van Horne	MLB	M. Singletary
TE	E. Moorehead	RLB	W. Marshall
WR	K. Ortego	LCB	M. Richardson
QB	D. Flutie	RCB	V. Jackson
FB	M. Suhey	SS	D. Duerson
RB	W. Payton	FS	G. Fencik

Washington Redskins Starting Lineups

WR	A. Monk	LE	C. Mann
TE	D. Warren	LT	D. Butz
LT	J. Jacoby	RT	D. Grant
LG	R. Grimm	RE	D. Manley
C	J. Bostic	LLB	C. Daniels
RG	R. Thieleman	MLB	N. Olkewicz
RT	M. May	RLB	R. Milot
TE	C. Didler	LCB	D. Green
WR	G. Clark	RCB	V. Dean
QB	J. Schroeder	SS	A. Walton
RB	G. Rogers	FS	C. Jordan



1987 NFC Divisional

Washington Redskins 21, Chicago Bears 17

January 10, 1988

Soldier Field

Attendance: 58,153

Weather: 4 degrees; wind SW 12 mph

	1	2	3	4	Final
Washington Redskins	0	14	7	0	21
Chicago Bears	7	7	3	0	17

Team	Q	Play	WAS	CHI
CHI	1	Thomas 2-yard run (Butler kick)	0	7
CHI	2	Morris 14-yard pass from McMahon (Butler kick)	0	14
WAS	2	Rogers 3-yard run (Haji-Shiekh kick)	7	14
WAS	2	Didler 18-yard pass from Williams (Haji-Shiekh kick)	14	14
WAS	3	Green 52-yard punt return (Haji-Shiekh kick)	21	14
CHI	3	Butler 25-yard field goal	21	17

FINAL INDIVIDUAL STATISTICS

Chicago Bears

RUSHING	NO	YDS	AVG	LG	TD
Payton	18	85	4.7	16	0
Suhey	4	8	2.0	5	0
Gentry	2	5	2.5	3	0
McMahon	2	5	2.5	5	0
Sanders	2	4	2.0	3	0
Thomas	2	3	1.5	21	1

RECEIVING	NO	YDS	AVG	LG	TD
Gentry	3	43	14.3	24	0
Payton	3	20	6.7	9	0
Boso	3	19	6.3	10	0
Morris	2	47	23.5	33	1
Gault	1	44	44.0	44	0
McKinnon	1	16	16.0	16	0
Suhey	1	6	6.0	6	0
Sanders	1	2	2.0	2	0

INTERCEPTIONS	NO	YDS	AVG	LG	TD
Richardson	1	0	0.0	0	0

PUNTING	NO	YDS	AVG	LG	IN20	TB
Barnhardt	4	145	36.3	44	0	0

PUNT RETURNS	NO	YDS	AVG	LG	TD
McKinnon	2	12	6.0	13	0

KICKOFF RET.	NO	YDS	AVG	LG	TD
Gault	1	29	29.0	29	0

PASSING (CHI)	ATT	COMP	YDS	PCT	TD	INT	LG	SK/YDS
McMahon	29	15	197	51.7	1	3	44	5/27

PASSING (WAS)	ATT	COMP	YDS	PCT	TD	INT	LG	SK/YDS
Williams	29	14	207	48.3	1	1	32	1/7

Washington Redskins

RUSHING	NO	YDS	AVG	LG	TD
Smith	16	66	4.1	13	0
Rogers	6	13	2.2	4	1
Bryant	3	8	2.7	6	0
Williams	2	-1	-0.5	-1	0
Clark	1	-6	-6.0	-6	0
Schroeder	1	-8	-8.0	-8	0

RECEIVING	NO	YDS	AVG	LG	TD
Sanders	6	92	15.3	32	0
Clark	4	56	14.0	21	0
Didler	2	32	16.0	181	1
Warren	1	16	16.0	16	0
Rogers	1	11	11.0	11	0

INTERCEPTIONS	NO	YDS	AVG	LG	TD
Davis	1	23	23.0	23	0
Wilburn	1	0	0.0	0	0
Woodbury	1	0	0.0	0	0

PUNTING	NO	YDS	AVG	LG	IN20	TB
Cox	4	169	42.3	46	1	1

PUNT RETURNS	NO	YDS	AVG	LG	TD
Yarber	2	13	6.5	8	0
Green	1	52	52.0	521	1

KICKOFF RET.	NO	YDS	AVG	LG	TD
Sanders	2	25	12.5	13	0
Smith	1	19	19.0	19	0
Branch	1	12	12.0	12	0

TEAM STATISTICS	CHI	WAS
Total First Downs	15	17
By Rushing	8	4
By Passing	7	11
By Penalty	0	2
Third Down: Mdl/Att.	4/13	7/14
Third Down: Eff.	31%	50%
Total Net Yards	280	272
Total Offensive Plays	64	59
Average Per Play	4.6	4.6
Net Yards Rushing	110	72
Total Rushing Plays	30	29
Avg. Per Rush	3.7	2.5
Net Yards Passing	170	200
Sacked/Yards Lost	5/27	1/7
Gross Yards Passing	197	207
Att.-Comp.-Int.	29-15-3	29-14-1
Completion Pct.	51.7	48.3
Punts/Average	4/36.3	4/42.3
Penalties/Yards	5/50	3/20
Fumbles/Lost	1/0	1/0
Field Goals	48, 25	
___ Denotes Converted Field Goal		

Chicago Bears Starting Lineups

WR	W. Gault	LE	A. Harris
LT	J. Covert	RT	S. McMichael
LG	M. Bortz	LT	D. Hampton
C	J. Hilgenberg	RE	R. Dent
RG	T. Thayer	LLB	R. Rivera
RT	K. Van Horne	MLB	M. Singletary
TE	E. Moorehead	RLB	W. Marshall
WR	R. Morris	LCB	M. Douglass
QB	J. McMahon	RCB	V. Jackson
FB	M. Suhey	SS	D. Duerson
RB	W. Payton	FS	G. Fencik

Washington Redskins Starting Lineups

WR	A. Jones	LE	C. Mann
TE	D. Warren	LT	D. Butz
LT	J. Jacoby	RT	D. Grant
LG	R. McKenzie	RE	D. Manley
C	J. Bostic	LLB	M. Kaufman
RG	R. Thielemann	MLB	N. Olkewicz
RT	M. May	RLB	M. Coleman
TE	C. Didler	LCB	D. Green
WR	G. Clark	RCB	B. Wilburn
QB	D. Williams	SS	A. Walton
RB	G. Rogers	FS	T. Bowles

CHICAGO BEARS PLAYOFF SUMMARY

1988 NFC Divisional

Chicago Bears 20, Philadelphia Eagles 12

December 31, 1988

Soldier Field

Attendance: 65,534

Weather: 29 degrees; wind SW 5 mph

	1	2	3	4	Final
Philadelphia Eagles	3	6	3	0	12
Chicago Bears	7	10	0	3	20

Team	Q	Play	PHI	CHI
CHI	1	McKinnon 64-yard pass from Tomczak (Butler kick)	0	7
PHI	1	Zendejas 42-yard field goal	3	7
PHI	2	Zendejas 29-yard field goal	6	7
CHI	2	Anderson 4-yard run (Butler kick)	6	14
CHI	2	Butler 46-yard field goal	6	17
PHI	2	Zendejas 30-yard field goal	9	17
PHI	3	Zendejas 35-yard field goal	12	17
CHI	4	Butler 27-yard field goal	12	20

FINAL INDIVIDUAL STATISTICS

Chicago Bears

RUSHING	NO	YDS	AVG	LG	TD
Anderson	14	54	3.9	23	1
Sanders	8	94	11.8	58	0
Muster	6	12	2.0	6	0
Gentry	1	6	6.0	6	0
Suhey	1	0	0.0	0	0
Tomczak	1	0	0.0	0	0
McMahon	2	-2	-1.0	0	0

RECEIVING	NO	YDS	AVG	LG	TD
McKinnon	4	108	27.0	64	1
Boso	2	16	8.0	9	0
Gentry	2	9	4.5	7	0
Morris	1	27	27.0	27	0
Davis	1	11	11.0	11	0
Sanders	1	8	8.0	8	0
Anderson	1	6	6.0	6	0

INTERCEPTIONS	NO	YDS	AVG	LG	TD
Jackson	1	51	51.0	51	0
Douglass	1	47	47.0	47	0
Pruitt	1	0	0.0	0	0

PUNTING	NO	YDS	AVG	LG	IN20	TB
Wagner	2	86	43.0	46	0	0

PUNT RETURNS	NO	YDS	AVG	LG	TD
McKinnon	1	0	0.0	0	0

KICKOFF RET.	NO	YDS	AVG	LG	TD
Gentry	4	63	15.8	23	0
Kozlowski	1	23	23.0	23	0

PASSING (CHI)	ATT	COMP	YDS	PCT	TD	INT	LG	SK/YDS
Tomczak	20	10	172	50.0	1	3	64	0/0
McMahon	3	2	13	66.7	0	0	7	1/8

PASSING (PHI)	ATT	COMP	YDS	PCT	TD	INT	LG	SK/YDS
Cunningham	54	27	407	50.0	0	3	65	4/29
Carter	1	0	0	0.0	0	0	0	0/0

Philadelphia Eagles

RUSHING	NO	YDS	AVG	LG	TD
Byars	7	34	4.9	13	0
Toney	5	3	0.6	3	0
Cunningham	3	12	4.0	11	0
Haddix	1	3	3.0	3	0

RECEIVING	NO	YDS	AVG	LG	TD
Byars	9	103	11.4	24	0
Jackson	7	142	20.3	65	0
Quick	5	82	16.4	23	0
Haddix	2	23	11.5	13	0
Toney	2	9	4.5	7	0
Johnson	1	31	31.0	31	0
Carter	1	17	17.0	17	0

INTERCEPTIONS	NO	YDS	AVG	LG	TD
Hoage	1	12	12.0	12	0
Joyner	1	8	8.0	8	0
Bell	1	4	4.0	4	0

PUNTING	NO	YDS	AVG	LG	IN20	TB
Teltschik	4	130	32.5	36	3	0

PUNT RETURNS	NO	YDS	AVG	LG	TD
Garrity	1	3	3.0	3	0

KICKOFF RET.	NO	YDS	AVG	LG	TD
Jenkins	5	101	20.2	25	0

TEAM STATISTICS	CHI	PHI
Total First Downs	14	22
By Rushing	8	1
By Passing	6	21
By Penalty	0	0
Third Down: Md/Att.	4/13	3/14
Third Down: Eff.	31%	21%
Total Net Yards	341	430
Total Offensive Plays	57	75
Average Per Play	6.0	5.7
Net Yards Rushing	164	52
Total Rushing Plays	33	16
Avg. Per Rush	5.0	3.3
Net Yards Passing	177	378
Sacked/Yards Lost	1/8	4/29
Gross Yards Passing	185	407
Att.-Comp.-Int.	23-12-3	55-27-3
Completion Pct.	52.2	49.1
Punts/Average	2/43.0	4/32.5
Penalties/Yards	1/5	7/60
Fumbles/Lost	1/1	0/0
Field Goals	51, <u>46</u> , <u>33</u> , <u>27</u>	<u>43</u> , <u>42</u> , <u>29</u> , <u>30</u> , <u>35</u>

— Denotes Converted Field Goal

Chicago Bears Starting Lineups

WR D. Gentry	LE A. Harris
LT J. Covert	LT S. McMichael
LG M. Bortz	RT D. Hampton
C J. Hilgenberg	RE S. Smith
RG T. Thayer	LLB R. Rivera
RT K. Van Horne	MLB M. Singletary
TE J. Thornton	RLB J. Morrissey
WR D. McKinnon	LCB M. Richardson
QB M. Tomczak	RCB V. Jackson
FB M. Suhey	SS D. Duerson
RB N. Anderson	FS M. Douglass

Philadelphia Eagles Starting Lineups

WR M. Quick	LE R. White
LT M. Darwin	LT M. Pitts
LG D. Alexander	RT J. Brown
C D. Rimington	RE C. Simmons
RG R. Baker	LLB S. Joyner
RT R. Heller	MLB M. Reichenbach
TE K. Jackson	RLB T. Bell
WR C. Carter	LCB R. Young
QB R. Cunningham	RCB E. Allen
FB A. Toney	SS A. Waters
RB K. Byars	FS W. Hopkins



1988 NFC Championship

San Francisco 49ers 28, Chicago Bears 3

January 8, 1989

Soldier Field

Attendance: 64,830

Weather: 17 degrees; wind W 29 mph

	1	2	3	4	Final
San Francisco 49ers	7	7	7	7	28
Chicago Bears	0	3	0	0	3

Team	Q	Play	SF	CHI
SF	1	Rice 61-yard pass from Montana (Cofar kick)	7	0
SF	2	Rice 27-yard pass from Montana (Cofar kick)	14	0
CHI	2	Butler 25-yard field goal	14	3
SF	3	Frank 5-yard pass from Montana (Cofar kick)	21	3
SF	4	Rathman 4-yard run (Cofar kick)	28	3

FINAL INDIVIDUAL STATISTICS

Chicago Bears

RUSHING	NO	YDS	AVG	LG	TD
Anderson	14	59	4.2	16	0
Sanders	7	22	3.1	14	0
McMahon	1	9	9.0	9	0
Suhey	1	3	3.0	3	0
Muster	1	2	2.0	2	0
McKinnon	1	-4	-4.0	-4	0

RECEIVING	NO	YDS	AVG	LG	TD
Anderson	5	31	6.2	13	0
Thornton	4	52	13.0	18	0
McKinnon	4	32	8.0	13	0
Morris	2	25	12.5	25	0
Suhey	2	8	4.0	4	0
Sanders	1	12	12.0	12	0
Muster	1	9	9.0	9	0
Gentry	1	7	7.0	7	0

INTERCEPTIONS	NO	YDS	AVG	LG	TD
None					

PUNTING	NO	YDS	AVG	LG	IN20	TB
Wagner	7	220	31.4	48	2	0

PUNT RETURNS	NO	YDS	AVG	LG	TD
McKinnon	1	1	1.0	1	0

KICKOFF RET.	NO	YDS	AVG	LG	TD
Sanders	2	31	15.5	19	0
Muster	1	21	21.0	21	0
Gentry	1	19	19.0	19	0
Stinson	1	18	18.0	18	0

PASSING (CHI)	ATT	COMP	YDS	PCT	TD	INT	LG	SK/YDS
McMahon	29	14	121	48.3	0	1	18	0/0
Tomczak	12	6	55	50.0	0	0	13	0/0

PASSING (SF)	ATT	COMP	YDS	PCT	TD	INT	LG	SK/YDS
Montana	27	17	288	63.0	3	0	61	2/20

San Francisco 49ers

RUSHING	NO	YDS	AVG	LG	TD
Craig	18	68	3.8	11	0
Rathman	10	36	3.6	12	1
Montana	3	12	4.0	7	0
Flagler	3	7	2.3	6	0
Sydney	2	12	6.0	8	0
Rice	1	3	3.0	3	0

RECEIVING	NO	YDS	AVG	LG	TD
Rice	5	133	26.6	61	2
Rathman	5	51	10.2	22	0
Taylor	3	51	17.0	32	0
Craig	2	33	16.5	23	0
Frank	2	20	10.0	15	1

INTERCEPTIONS	NO	YDS	AVG	LG	TD
Fuller	1	0	0.0	0	0

PUNTING	NO	YDS	AVG	LG	IN20	TB
Hellon	6	207	34.5	55	2	1

PUNT RETURNS	NO	YDS	AVG	LG	TD
Taylor	4	24	6.0	11	0

KICKOFF RET.	NO	YDS	AVG	LG	TD
Sydney	1	14	14.0	14	0
Taylor	1	22	22.0	22	0

TEAM STATISTICS	CHI	SF
Total First Downs	15	21
By Rushing	8	9
By Passing	7	12
By Penalty	0	0
Third Down: Mdl/Att.	4/14	9/15
Third Down: Eff.	29%	60%
Total Net Yards	267	406
Total Offensive Plays	66	66
Average Per Play	4.0	6.2
Net Yards Rushing	91	138
Total Rushing Plays	25	37
Avg. Per Rush	3.6	3.7
Net Yards Passing	176	268
Sacked/Yards Lost	0/0	2/20
Gross Yards Passing	176	288
Att.-Comp.-Int.	41-20-1	27-17-0
Completion Pct.	48.8	63.0
Punts/Average	7/31.4	6/34.5
Penalties/Yards	3/35	0/0
Fumbles/Lost	2/1	1/1
Field Goals	25	
— Denotes Converted Field Goal		

Chicago Bears Starting Lineups

WR	D. Gentry	LE	A. Harris
LT	J. Covert	RT	S. McMichael
LG	M. Bortz	LT	D. Hampton
C	J. Hilgenberg	RE	S. Smith
RG	T. Thayer	LLB	R. Rivera
RT	K. Van Horne	MLB	M. Singletary
TE	J. Thornton	RLB	J. Morrissey
WR	D. McKinnon	LCB	M. Richardson
QB	J. McMahon	RCB	V. Jackson
FB	M. Suhey	SS	D. Duerson
RB	N. Anderson	FS	M. Douglass

San Francisco 49ers Starting Lineups

SE	J. Taylor	LE	L. Roberts
LT	S. Wallace	NT	M. Carter
LG	J. Sapola	RE	K. Fagan
C	R. Cross	OLB	C. Haley
RG	G. McIntyre	LILB	J. Fahnhorst
RT	H. Barton	RILB	M. Walter
TE	J. Frank	OLB	K. Turner
FL	J. Rice	LCB	T. McKyer
QB	J. Montana	RCB	D. Griffin
RB	R. Craig	SS	J. Fuller
TE	B. Jones	FS	R. Lott

CHICAGO BEARS PLAYOFF SUMMARY

1990 NFC First Round

Chicago Bears 16, New Orleans Saints 6

January 6, 1991

Soldier Field

Attendance: 60,767

Weather: 30 degrees; wind N 13 mph

	1	2	3	4	Final
New Orleans Saints	0	3	0	3	6
Chicago Bears	3	7	3	3	16

Team	Q	Play	NO	CHI
CHI	1	Butler 19-yard field goal	0	3
CHI	2	Thornton 18-yard pass from Tomczak	0	10
NO	2	Andersen 47-yard field goal	3	10
CHI	3	Butler 22-yard field goal	3	13
NO	4	Andersen 38-yard field goal	6	13
CHI	4	Butler 21-yard field goal	6	16

FINAL INDIVIDUAL STATISTICS

Chicago Bears

RUSHING	NO	YDS	AVG	LG	TD
Anderson	27	102	3.8	13	0
Muster	12	71	5.9	28	0
Tomczak	2	8	4.0	10	0
Green	2	8	4.0	5	0

RECEIVING	NO	YDS	AVG	LG	TD
Anderson	4	42	10.5	31	0
Thornton	2	43	21.5	25	1
Gentry	2	41	20.5	38	0
Morris	2	28	14.0	22	0
Muster	2	21	10.5	11	0
Davis	1	13	13.0	13	0

INTERCEPTIONS	NO	YDS	AVG	LG	TD
Gayle	1	27	27.0	27	0
Mangum	1	9	9.0	9	0
Carrier	1	0	0.0	0	0

PUNTING	NO	YDS	AVG	LG	IN20	TB
Buford	2	55	27.5	36	0	0

PUNT RETURNS	NO	YDS	AVG	LG	TD
Bailey	1	13	13.0	13	0
Jackson	1	0	0.0	0	0

KICKOFF RET.	NO	YDS	AVG	LG	TD
Gentry	1	39	39.0	39	0

PASSING (CHI)	ATT	COMP	YDS	PCT	TD	INT	LG	SK/YDS
Tomczak	25	12	166	48.0	1	0	38	2/12
Anderson	1	1	22	100.0	0	0	22	0/0

PASSING (NO)	ATT	COMP	YDS	PCT	TD	INT	LG	SK/YDS
Fourcade	18	5	79	27.8	0	2	31	1/16
Walsh	16	6	74	37.5	0	1	36	1/9

New Orleans Saints

RUSHING	NO	YDS	AVG	LG	TD
Fenerty	8	29	3.6	14	0
Hilliard	4	13	3.3	9	0
Heyward	4	10	2.5	6	0
Fourcade	2	13	6.5	9	0

RECEIVING	NO	YDS	AVG	LG	TD
Fenerty	4	22	5.5	9	0
Martin	2	47	23.5	36	0
Scales	1	31	31.0	31	0
Tice	1	19	19.0	19	0
Brenner	1	17	17.0	17	0
Perriman	1	11	11.0	11	0
Turner	1	6	6.0	6	0

INTERCEPTIONS	NO	YDS	AVG	LG	TD
None					

PUNTING	NO	YDS	AVG	LG	IN20	TB
Barnhardt	3	90	30.0	38	0	0

PUNT RETURNS	NO	YDS	AVG	LG	TD
Buck	1	2	2.0	2	0

KICKOFF RET.	NO	YDS	AVG	LG	TD
Fenerty	2	33	16.5	18	0
Hilliard	1	21	21.0	21	0
Jordan	1	17	17.0	17	0
Heyward	1	14	14.0	14	0

TEAM STATISTICS	CHI	NO
Total First Downs	18	11
By Rushing	9	2
By Passing	8	7
By Penalty	1	2
Third Down: Md/Att.	5/16	2/13
Third Down: Eff.	31%	15%
Total Net Yards	365	193
Total Offensive Plays	71	54
Average Per Play	5.1	3.6
Net Yards Rushing	189	65
Total Rushing Plays	43	18
Avg. Per Rush	4.4	3.6
Net Yards Passing	176	128
Sacked/Yards Lost	2/12	2/25
Gross Yards Passing	188	153
Att.-Comp.-Int.	26-13-0	34-11-3
Completion Pct.	50.0	32.4
Punts/Average	2/27.5	3/30.0
Penalties/Yards	7/57	2/10
Fumbles/Lost	2/1	1/0
Field Goals	19, 22, 36, 21	41, 47, 42, 38

— Denotes Converted Field Goal

Chicago Bears Starting Lineups

WR	W. Davis	LE	T. Armstrong
LT	J. Covert	LT	W. Perry
LG	M. Bortz	RT	S. McMichael
C	J. Hilgenberg	RE	R. Dent
RG	T. Thayer	LLB	R. Rivera
RT	K. Van Horne	MLB	M. Singletary
TE	J. Thornton	RLB	J. Morrissey
WR	R. Morris	LCB	D. Woolford
QB	M. Tomczak	RCB	V. Jackson
FB	B. Muster	SS	S. Gayle
RB	N. Anderson	FS	M. Carrier

New Orleans Saints Starting Lineups

WR	E. Martin	LE	R. Turnbull
LT	K. Haverdink	LT	R. Loft
LG	J. Dombrowski	RE	J. Wilks
C	J. Hilgenberg	OLB	R. Jackson
RG	S. Trapilo	ILB	S. Mills
RT	S. Brock	ILB	V. Johnson
TE	H. Brenner	OLB	P. Swilling
WR	B. Perriman	LCB	R. Massey
QB	S. Walsh	RCB	T. Cook
HB	R. Mayes	SS	B. Maxie
RB	C. Heyward	FS	G. Atkins



1990 NFC Divisional

New York Giants 31, Chicago Bears 3

January 13, 1991

Giants Stadium

Attendance: 77,025

Weather: 32 degrees; wind NW 13 mph

	1	2	3	4	Final
Chicago Bears	0	3	0	0	3
New York Giants	10	7	7	7	31

Team	Q	Play	CHI	NYG
NYG	1	Bahr 46-yard field goal	0	3
NYG	1	Baker 21-yard pass from Hostetler (Bahr kick)	0	10
CHI	2	Butler 33-yard field goal	3	10
NYG	2	Cross 5-yard pass from Hostetler (Bahr kick)	3	17
NYG	3	Hostetler 3-yard run (Bahr kick)	3	24
NYG	4	Carthon 1-yard run (Bahr kick)	3	31

FINAL INDIVIDUAL STATISTICS

Chicago Bears

	NO	YDS	AVG	LG	TD
RUSHING					
Anderson	12	19	1.6	9	0
Muster	4	8	2.0	3	0

	NO	YDS	AVG	LG	TD
RECEIVING					
Anderson	4	23	5.8	12	0
Davis	3	76	25.3	37	0
Thornton	3	28	9.3	18	0
Muster	3	21	7.0	20	0
Gentry	2	23	11.5	12	0
Morris	1	24	24.0	24	0
Kozlowski	1	10	10.0	10	0

	NO	YDS	AVG	LG	TD
INTERCEPTIONS					
None					

	NO	YDS	AVG	LG	IN20	TB
PUNTING						
Buford	2	84	42.0	50	1	0

	NO	YDS	AVG	LG	TD
PUNT RETURNS					
Bailey	2	3	1.5	2	0

	NO	YDS	AVG	LG	TD
KICKOFF RET.					
Bailey	2	61	30.5	44	0
Gentry	2	42	21.0	29	0
Rouse	1	9	9.0	9	0

	ATT	COMP	YDS	PCT	TD	INT	LG	SK/YDS
PASSING (CHI)								
Tomczak	36	17	205	47.2	0	2	37	0/0

	ATT	COMP	YDS	PCT	TD	INT	LG	SK/YDS
PASSING (NYG)								
Hostetler	17	10	112	58.8	2	0	25	3/18

New York Giants

	NO	YDS	AVG	LG	TD
RUSHING					
Anderson	21	80	3.8	10	0
Tillman	9	31	3.4	6	0
Carthon	8	19	2.4	5	1
Hostetler	6	43	7.2	11	1
Meggett	2	18	9.0	10	0
Hampton	2	3	1.5	3	0

	NO	YDS	AVG	LG	TD
RECEIVING					
Baker	3	58	19.3	25	1
Bavaro	3	25	8.3	11	0
Ingram	1	12	12.0	12	0
Mrosko	1	6	6.0	6	0
Anderson	1	6	6.0	6	0
Cross	1	5	5.0	5	1

	NO	YDS	AVG	LG	TD
INTERCEPTIONS					
Walls	1	37	37.0	37	0
Collins	1	11	11.0	11	0

	NO	YDS	AVG	LG	IN20	TB
PUNTING						
Landeta	3	122	40.7	51	0	0

	NO	YDS	AVG	LG	TD
PUNT RETURNS					
Meggett	1	13	13.0	13	0

	NO	YDS	AVG	LG	TD
KICKOFF RET.					
Ingram	1	18	18.0	18	0

TEAM STATISTICS	CHI	NYG
Total First Downs	11	23
By Rushing	0	16
By Passing	11	7
By Penalty	0	0
Third Down: Md/Att.	3/11	6/14
Third Down: Eff.	27%	43%
Total Net Yards	232	288
Total Offensive Plays	52	68
Average Per Play	4.5	4.2
Net Yards Rushing	27	194
Total Rushing Plays	16	48
Avg. Per Rush	1.7	4.0
Net Yards Passing	205	94
Sacked/Yards Lost	0/0	3/18
Gross Yards Passing	205	112
Att.-Comp.-Int.	36-17-2	17-10-0
Completion Pct.	47.2	58.8
Punts/Average	2/42.0	3/40.7
Penalties/Yards	4/30	2/15
Fumbles/Lost	0/0	1/1
Field Goals	<u>3</u>	<u>4</u>

— Denotes Converted Field Goal

Chicago Bears Starting Lineups

WR	W. Davis	LLE	T. Armstrong
LT	J. Covert	LT	W. Perry
LG	M. Bortz	RT	S. McMichael
C	J. Hilgenberg	RE	R. Dent
RG	T. Thayer	LLB	R. Rivera
RT	K. Van Horne	MLB	M. Singletary
TE	J. Thornton	RLB	J. Morrissey
WR	R. Morris	LCB	D. Woolford
QB	M. Tomczak	RCB	V. Jackson
FB	B. Muster	SS	S. Gayle
RB	N. Anderson	FS	M. Carrier

New York Giants Starting Lineups

WR	M. Ingram	LE	J. Washington
LT	J. Elliott	LT	M. Fox
LG	W. Roberts	RT	E. Howard
C	B. Oates	RE	L. Marshall
RG	E. Moore	LLB	C. Banks
RT	D. Riesenberger	MLB	P. Johnson
TE	M. Bavaro	RLB	L. Taylor
WR	S. Baker	LCB	M. Collins
QB	J. Hostetler	RCB	E. Walls
RB	O. Anderson	SS	G. Jackson
FB	M. Carthon	FS	M. Guyton

CHICAGO BEARS PLAYOFF SUMMARY

1991 NFC First Round

Dallas Cowboys 17, Chicago Bears 13

December 29, 1991

Soldier Field

Attendance: 62,594

Weather: 35 degrees; wind NW 9 mph

	1	2	3	4	Final
Dallas Cowboys	10	0	7	0	17
Chicago Bears	0	3	3	7	13

Team	Q	Play	DAL	CHI
DAL	1	Willis 27-yard field goal	3	0
DAL	1	Smith 1-yard run (Willis kick)	10	0
CHI	2	Butler 19-yard field goal	10	3
CHI	3	Butler 43-yard field goal	10	6
DAL	3	Novacek 3-yard pass from Beuerlein (Willis kick)	17	6
CHI	4	Waddle 6-yard pass from Harbaugh (Butler kick)	17	13

FINAL INDIVIDUAL STATISTICS

Chicago Bears

RUSHING	NO	YDS	AVG	LG	TD
Anderson	13	34	2.6	15	0
Lewis	9	65	7.2	11	0
Harbaugh	7	26	3.7	9	0
Muster	5	25	5.0	9	0

RECEIVING	NO	YDS	AVG	LG	TD
Waddle	9	104	11.6	19	1
Davis	7	79	11.3	17	0
Anderson	3	5	1.7	8	0
Lewis	2	18	9.0	11	0
Rivera	1	15	15.0	15	0
Thornton	1	12	12.0	12	0

INTERCEPTIONS	NO	YDS	AVG	LG	TD
None					

PUNTING	NO	YDS	AVG	LG	IN20	TB
Blocked	1					

PUNT RETURNS	NO	YDS	AVG	LG	TD
Woodford	2	5	2.5	5	0

KICKOFF RET.	NO	YDS	AVG	LG	TD
Lewis	3	44	14.7	26	0
Green	1	15	15.0	15	0

PASSING (CHI)	ATT	COMP	YDS	PCT	TD	INT	LG	SK/YDS
Harbaugh	44	22	218	50.0	1	2	19	3/11
Buford	1	1	15	100.0	0	0	15	0/0

PASSING (DAL)	ATT	COMP	YDS	PCT	TD	INT	LG	SK/YDS
Beuerlein	18	9	180	50.0	1	0	45	0/0

Dallas Cowboys

RUSHING	NO	YDS	AVG	LG	TD
Smith	26	105	4.0	18	1
Beuerlein	4	3	0.8	5	0

RECEIVING	NO	YDS	AVG	LG	TD
Irvin	4	83	20.8	25	0
Harper	3	88	29.3	45	0
Johnston	1	6	6.0	6	0
Novacek	1	3	3.0	31	1

INTERCEPTIONS	NO	YDS	AVG	LG	TD
Bates	1	7	7.0	7	0
Brown	1	0	0.0	0	0

PUNTING	NO	YDS	AVG	LG	IN20	TB
Saxon	3	134	44.7	52	1	0

PUNT RETURNS	NO	YDS	AVG	LG	TD
None					

KICKOFF RET.	NO	YDS	AVG	LG	TD
Wright	1	18	18.0	18	0
Gant	1	16	16.0	16	0

TEAM STATISTICS	CHI	DAL
Total First Downs	26	15
By Rushing	12	6
By Passing	14	7
By Penalty	0	2
Third Down: Md/Att.	10/17	3/9
Third Down: Eff.	59%	33%
Total Net Yards	372	288
Total Offensive Plays	82	48
Average Per Play	4.5	6.0
Net Yards Rushing	150	108
Total Rushing Plays	34	30
Avg. Per Rush	4.4	3.6
Net Yards Passing	222	180
Sacked/Yards Lost	3/11	0/0
Gross Yards Passing	233	180
Att.-Comp.-Int.	45-23-2	18-9-0
Completion Pct.	51.1	50.0
Punts/Average	10/0	3/44.7
Penalties/Yards	4/16	2/16
Fumbles/Lost	1/1	2/0
Field Goals	19, 43	27, 38,
___ Denotes Converted Field Goal		47

Chicago Bears Starting Lineups

WR	W. Davis	LE	T. Armstrong
LT	J. Wojciechowski	LT	S. McMichael
LG	M. Bortz	RT	W. Perry
C	J. Hilgenberg	RE	R. Dent
RG	T. Thayer	LLB	R. Rivera
RT	K. Van Horne	MLB	M. Singletary
TE	K. Jennings	RLB	J. Morrissey
WR	T. Waddle	LCB	D. Woodford
QB	J. Harbaugh	RCB	L. Stinson
FB	B. Muster	SS	S. Gayle
RB	N. Anderson	FS	M. Carrier

Dallas Cowboys Starting Lineups

TE	R. Awalt	LE	T. Tolbert
LT	M. Tuinei	LT	T. Casillas
LG	K. Gogan	RT	R. Maryland
C	M. Stepnoski	RE	J. Jeffcoat
RG	J. Gesek	SLB	K. Norton
RT	N. Newton	MLB	J. Del Rio
TE	J. Novacek	WLB	V. Smith
TE	A. Roberts	LCB	I. Holt
WR	M. Irvin	RCB	L. Brown
QB	S. Beuerlein	SS	J. Washington
RB	E. Smith	FS	R. Horton



1994 NFC First Round

Chicago Bears 35, Minnesota Vikings 18

January 1, 1995

HHH Metrodome

Attendance: 60,347

Weather: Indoors

	1	2	3	4	Final
Chicago Bears	0	14	7	14	35
Minnesota Vikings	3	6	3	6	18

Team	Q	Play	CHI	MIN
MIN	1	Reveiz 29-yard field goal	0	3
CHI	2	Tillman 1-yard run (Butler kick)	7	3
CHI	2	Jennings 9-yard pass from Walsh (Butler kick)	14	3
MIN	2	Carter 4-yard pass from Moon (Two-pt failed)	14	9
CHI	3	Harris 29-yard run (Butler kick)	21	9
MIN	3	Reveiz 48-yard field goal	21	12
CHI	4	Graham 21-yard pass from Walsh (Butler kick)	28	12
MIN	4	Lee 11-yard pass from Moon (Two-pt failed)	28	18
CHI	4	Miniefield 48-yard fumble return (Butler kick)	35	18

FINAL INDIVIDUAL STATISTICS

Chicago Bears

RUSHING	NO	YDS	AVG	LG	TD
Harris	13	67	5.2	29t	1
Tillman	11	19	1.7	8	1
Walsh	5	5	1.0	5	0
Graham	1	3	3.0	3	0

RECEIVING	NO	YDS	AVG	LG	TD
Graham	4	108	27.0	52	1
Conway	4	56	14.0	23	0
Harris	3	20	6.7	8	0
Carter	1	16	16.0	16	0
Jennings	1	9	9.0	9t	1
Tillman	1	7	7.0	7	0
Green	1	5	5.0	5	0

INTERCEPTIONS	NO	YDS	AVG	LG	TD
Lincoln	1	12	12.0	12	0
Minter	1	7	7.0	7	0

PUNTING	NO	YDS	AVG	LG	IN20	TB
Gardocki	3	116	38.7	45	1	0

PUNT RETURNS	NO	YDS	AVG	LG	TD
Graham	1	1	1.0	1	0

KICKOFF RET.	NO	YDS	AVG	LG	TD
Lewis	2	47	23.5	28	0
Green	1	18	18.0	18	0

PASSING (CHI)	ATT	COMP	YDS	PCT	TD	INT	LG	SK/YDS
Walsh	23	15	221	65.2	2	1	52	1/7

PASSING (MIN)	ATT	COMP	YDS	PCT	TD	INT	LG	SK/YDS
Moon	52	29	292	55.8	2	2	38	2/11
Salisbury	9	4	59	44.4	0	0	18	0/0

Minnesota Vikings

RUSHING	NO	YDS	AVG	LG	TD
Allen	12	27	2.3	10	0
Graham	4	13	3.3	9	0
Moon	2	9	4.5	9	0
Smith	1	0	0.0	0	0

RECEIVING	NO	YDS	AVG	LG	TD
Lee	11	159	14.5	38	1
Carter	8	61	7.6	19	1
P. Jordan	4	35	8.8	16	0
Reed	3	39	13.0	18	0
Ismail	3	29	9.7	20	0
S. Jordan	2	16	8.0	11	0
Palmer	1	11	11.0	11	0
Allen	1	1	1.0	1	0

INTERCEPTIONS	NO	YDS	AVG	LG	TD
Parker	1	10	10.0	10	0

PUNTING	NO	YDS	AVG	LG	IN20	TB
Saxon	4	131	32.8	34	3	0

PUNT RETURNS	NO	YDS	AVG	LG	TD
Palmer	0	0	0.0	0	0

KICKOFF RET.	NO	YDS	AVG	LG	TD
Smith	6	132	22.0	58	0

TEAM STATISTICS	CHI	MIN
Total First Downs	18	22
By Rushing	5	3
By Passing	11	18
By Penalty	2	1
Third Down: Md/Att.	5/11	11/20
Third Down: Eff.	45%	55%
Total Net Yards	308	389
Total Offensive Plays	54	82
Average Per Play	5.7	4.7
Net Yards Rushing	94	49
Total Rushing Plays	30	19
Avg. Per Rush	3.1	2.6
Net Yards Passing	214	340
Sacked/Yards Lost	1/7	2/11
Gross Yards Passing	221	351
Att.-Comp.-Int.	23-15-1	61-33-2
Completion Pct.	65.2	54.1
Punts/Average	3/38.7	4/32.8
Penalties/Yards	6/30	11/85
Fumbles/Lost	1/1	3/2
Field Goals		<u>29, 48</u>
— Denotes Converted Field Goal		

Chicago Bears Starting Lineups

WR	J. Graham	LE	T. Armstrong
LT	A. Heck	LT	C. Simpson
LG	T. Perry	RT	C. Zorich
C	J. Fontenot	RE	A. Spellman
RG	J. Leeuwenburg	WLB	J. Cain
RT	J. Williams	MLB	D. Jones
TE	M. Cook	SLB	V. Smith
WR	C. Conway	LCB	D. Woolford
QB	S. Walsh	RCB	M. Douglass
FB	R. Harris	SS	S. Gayle
RB	L. Tillman	FS	M. Carrier

Minnesota Vikings Starting Lineups

TE	S. Jordan	LE	R. Harris
TE	A. Jordan	LT	H. Thomas
LT	T. Steussie	RT	J. Randle
LG	R. McDaniel	RE	J. Harris
C	J. Christy	SLB	C. Jenkins
RG	B. Dalfey	MLB	J. Del Rio
RT	C. Hinton	WLB	E. McDaniel
TE	J. Gerek	LCB	A. Parker
WR	C. Carter	RCB	D. Washington
QB	W. Moon	SS	T. Scott
RB	T. Allen	FS	V. Glenn

CHICAGO BEARS PLAYOFF SUMMARY

1994 NFC Divisional

San Francisco 49ers 44, Chicago Bears 15

January 7, 1995

Candlestick Park

Attendance: 64,644

Weather: 60 degrees; wind S 17 mph

	1	2	3	4	Final
Chicago Bears	3	0	0	12	15
San Francisco 49ers	7	23	7	7	44

Team	Q	Play	CHI	SF
CHI	1	Butler 39-yard field goal	3	0
SF	1	Floyd 2-yard run (Brien kick)	3	7
SF	2	Jones 8-yard pass from Young (kick failed)	3	13
SF	2	Floyd 4-yard run (Brien kick)	3	20
SF	2	Brien 36-yard field goal	3	23
SF	2	Young 6-yard run (Brien kick)	3	30
SF	3	Floyd 1-yard run (Brien kick)	3	37
CHI	4	Flanigan 2-yard pass from Kramer (Two-pt failed)	9	37
SF	4	Walker 1-yard run (Brien kick)	9	44
CHI	4	Tillman 1-yard run (Two-pt failed)	15	44

FINAL INDIVIDUAL STATISTICS

Chicago Bears

RUSHING	NO	YDS	AVG	LG	TD
Harris	8	26	3.3	11	0
Tillman	6	5	0.8	3	1
Green	2	8	4.0	5	0
Walsh	1	0	0.0	0	0
T. Carter	1	0	0.0	0	0

RECEIVING	NO	YDS	AVG	LG	TD
Green	5	43	8.6	22	0
Wetnight	5	39	7.8	19	0
Harris	5	24	4.8	10	0
Graham	4	33	8.3	13	0
Waddle	3	49	16.3	20	0
Conway	3	25	8.3	9	0
Jennings	2	20	10.0	14	0
Tillman	1	4	4.0	4	0
Flanigan	1	2	2.0	21	1

INTERCEPTIONS	NO	YDS	AVG	LG	TD
None					

PUNTING	NO	YDS	AVG	LG	IN20	TB
Gardocki	4	147	36.8	50	0	0

PUNT RETURNS	NO	YDS	AVG	LG	TD
Graham	0	0	0.0	0	0

KICKOFF RET.	NO	YDS	AVG	LG	TD
Lewis	5	125	25.0	32	0
Green	1	12	12.0	12	0

PASSING (CHI)	ATT	COMP	YDS	PCT	TD	INT	LG	SK/YDS
Kramer	28	19	161	67.9	1	0	20	4/31
Walsh	19	10	78	52.6	0	2	22	0/0

PASSING (SF)	ATT	COMP	YDS	PCT	TD	INT	LG	SK/YDS
Young	22	16	143	72.3	1	0	18	1/5
Grbac	4	2	47	50.0	0	0	44	0/0

San Francisco 49ers

RUSHING	NO	YDS	AVG	LG	TD
Walters	11	55	5.0	15	0
Floyd	10	25	2.5	5	3
Young	5	32	6.4	7	1
Grbac	4	-5	-1.3	0	0
Carter	3	20	6.7	23	0
Walker	3	3	1.0	2	1
Taylor	1	15	15.0	15	0

RECEIVING	NO	YDS	AVG	LG	TD
Jones	5	26	5.2	11	1
Taylor	4	51	12.8	15	0
Rice	4	48	12.0	18	0
Walters	3	18	6.0	11	0
D. Carter	1	44	44.0	44	0
Popson	1	3	3.0	3	0

INTERCEPTIONS	NO	YDS	AVG	LG	TD
Hanks	1	31	31.0	31	0
Davis	1	0	0.0	0	0

PUNTING	NO	YDS	AVG	LG	IN20	TB
Wilmsmeyer	2	77	38.5	39	0	1

PUNT RETURNS	NO	YDS	AVG	LG	TD
D. Carter	2	6	3.0	6	0

KICKOFF RET.	NO	YDS	AVG	LG	TD
Walker	1	14	14.0	14	0
D. Carter	1	10	10.0	10	0

TEAM STATISTICS	CHI	SF
Total First Downs	20	27
By Rushing	4	13
By Passing	13	11
By Penalty	3	3
Third Down: Md/Att.	8/16	4/9
Third Down: Eff.	50%	44%
Total Net Yards	247	330
Total Offensive Plays	69	64
Average Per Play	3.6	5.2
Net Yards Rushing	39	145
Total Rushing Plays	18	37
Avg. Per Rush	2.2	3.9
Net Yards Passing	208	185
Sacked/Yards Lost	4/31	1/5
Gross Yards Passing	239	190
Att.-Comp.-Int.	47-29-2	26-18-0
Completion Pct.	61.7	69.2
Punts/Average	4/36.8	2/38.5
Penalties/Yards	4/32	3/16
Fumbles/Lost	2/0	3/1
Field Goals	<u>39</u>	<u>36</u>

— Denotes Converted Field Goal

Chicago Bears Starting Lineups

WR J. Graham	LE T. Armstrong
LT A. Heck	LT C. Simpson
LG T. Perry	RT C. Zorich
C J. Fontenot	RE A. Spellman
RG J. Leeuwenburg	WLB J. Cain
RT J. Williams	MLB D. Jones
TE K. Jennings	SLB V. Smith
WR C. Conway	LCB D. Woolford
QB S. Walsh	RCB J. Lincoln
FB R. Harris	SS S. Gayle
TE R. Wetnight	FS M. Carrier

San Francisco 49ers Starting Lineups

SE J. Taylor	LE D. Brown
LT S. Wallace	LT B. Young
LG J. Sapolu	RT D. Stubblefield
C B. Oates	RE R. Jackson
RG D. Deese	LLB L. Woodall
RT H. Barton	MLB G. Plummer
TE B. Jones	RLB K. Norton
FL J. Rice	LCB E. Davis
QB S. Young	RCB D. Sanders
RB R. Watters	SS T. McDonald
FB W. Floyd	FS M. Hanks



2001 NFC Divisional

Philadelphia Eagles 33, Chicago Bears 19

January 19, 2002

Soldier Field

Attendance: 66,944

Weather: 31 degrees; wind W 8 mph

	1	2	3	4	Final
Philadelphia Eagles	6	7	7	13	33
Chicago Bears	0	7	7	5	19

Team	Q	Play	PHI	CHI
PHI	1	Akers 34-yard field goal	3	0
PHI	1	Akers 23-yard field goal	6	0
CHI	2	Merritt 47-yard run (Edinger kick)	6	7
PHI	2	Martin 13-yard pass from McNabb (Akers kick)	13	7
CHI	3	Azumah 39-yard interception return (Edinger kick)	13	14
PHI	3	Staley 6-yard pass from McNabb (Akers kick)	20	14
CHI	4	Edinger 38-yard field goal	20	17
PHI	4	Akers 40-yard field goal	23	17
PHI	4	Akers 46-yard field goal	26	17
PHI	4	McNabb 5-yard run (Akers kick)	33	17
CHI	4	Safety; Landeta OB in end zone	33	19

FINAL INDIVIDUAL STATISTICS

Chicago Bears

RUSHING	NO	YDS	AVG	LG	TD
Thomas	15	36	2.4	6	0
Johnson	3	7	2.3	3	0
Allen	2	7	3.5	4	0
Merritt	1	47	47.0	47	1
White	1	15	15.0	15	0
Matthews	1	-1	-1.0	-1	0

RECEIVING	NO	YDS	AVG	LG	TD
White	4	30	7.5	12	0
Booker	2	18	9.0	14	0
Terrell	2	18	9.0	11	0
Thomas	1	11	11.0	11	0
Allen	1	9	9.0	9	0
Baxter	1	3	3.0	3	0

INTERCEPTIONS	NO	YDS	AVG	LG	TD
Azumah	1	39	39.0	39	1

PUNTING	NO	YDS	AVG	LG	IN20	TB
Maynard	5	191	38.2	54	1	0

PUNT RETURNS	NO	YDS	AVG	LG	TD
McQuarters	1	10	10.0	10	0
Johnson	1	3	3.0	3	0

KICKOFF RET.	NO	YDS	AVG	LG	TD
Denson	6	120	20.0	24	0
Johnson	2	60	30.0	32	0

PASSING (CHI) ATT	COMP	YDS	PCT	TD	INT	LG	SK/YDS	RATING
Matthews	17	8	66	47.1	0	2	12	17.9
Miller	5	3	23	60.0	0	1	14	31.7

PASSING (PHI) ATT	COMP	YDS	PCT	TD	INT	LG	SK/YDS	RATING
McNabb	40	26	262	65.0	2	1	43	89.8

Philadelphia Eagles

RUSHING	NO	YDS	AVG	LG	TD
Staley	18	66	3.7	13	0
McNabb	8	37	4.6	14	1
Buckhalter	3	5	1.7	2	0
Reader	1	-1	-1.0	-1	0
Landeta	1	-20	-20.0	-20	0

RECEIVING	NO	YDS	AVG	LG	TD
Staley	7	54	7.7	14	1
Thrash	5	73	14.6	43	0
Lewis	3	32	10.7	14	0
Martin	3	18	6.0	13	1
Thomason	2	39	19.5	30	0
Pinkston	2	19	9.5	13	0
Mitchell	2	14	7.0	8	0
Buckhalter	2	13	6.5	9	0

INTERCEPTIONS	NO	YDS	AVG	LG	TD
Moore	1	18	18.0	18	0
Cook	1	15	15.0	15	0
Emmons	1	0	0.0	0	0

PUNTING	NO	YDS	AVG	LG	IN20	TB
Landeta	4	166	41.5	49	1	0

PUNT RETURNS	NO	YDS	AVG	LG	TD
Mitchell	2	27	13.5	15	0

KICKOFF RET.	NO	YDS	AVG	LG	TD
Mitchell	4	84	21.0	30	0

TEAM STATISTICS	CHI	PHI
Total First Downs	10	19
By Rushing	6	6
By Passing	2	13
By Penalty	2	0
Third Down: Md/Att.	5/14	4/15
Third Down: Eff.	36%	27%
Total Net Yards	184	336
Total Offensive Plays	47	73
Average Per Play	3.9	4.6
Net Yards Rushing	111	87
Total Rushing Plays	23	31
Avg. Per Rush	4.8	2.8
Net Yards Passing	73	249
Sacked/Yards Lost	2/16	2/13
Gross Yards Passing	89	262
Att.-Comp.-Int.	22-11-3	40-26-1
Completion Pct.	50.0	65.0
Punts/Average	5/38.2	4/41.5
Penalties/Yards	1/5	6/60
Fumbles/Lost	1/1	0/0
Field Goals	<u>38</u>	<u>23</u>
	<u>40</u>	<u>46</u>

— Denotes Converted Field Goal

Chicago Bears Starting Lineups

WR D. Terrell	LE B. Robinson
LT B. Brockermeyer	LT T. Washington
LG R. Tucker	RT K. Traylor
C O. Kreutz	RE P. Daniels
RG C. Villarrial	WLB W. Holdman
RT J. Williams	MLB B. Urlacher
TE F. Baxter	SLB R. Colvin
WR M. Booker	LCB R. McQuarters
QB J. Miller	RCB W. Harris
RB A. Thomas	SS T. Parrish
TE J. Davis	FS M. Brown

Philadelphia Eagles Starting Lineups

WR T. Pinkston	LE B. Whiting
LT Tr. Thomas	LT C. Simon
LG J. Welbourn	RT P. Grasmanis
C H. Fraley	RE H. Douglas
RG J. Mayberry	WLB M. Caldwell
RT J. Runyan	MLB J. Trotter
TE C. Lewis	SLB C. Emmons
WR J. Thrash	LCB T. Vincent
QB D. McNabb	RCB B. Taylor
RB D. Staley	FS B. Dawkins
FB C. Martin	SS D. Moore

CHICAGO BEARS **PLAYOFF SUMMARY**

2005 NFC Divisional

Carolina Panthers 29, Chicago Bears 21

January 15, 2006

Soldier Field

Attendance: 62,209

Weather: 40 degrees; wind SE 15 mph

	1	2	3	4	Final
Carolina Panthers	7	9	7	6	29
Chicago Bears	0	7	7	7	21

Team	Q	Play	CAR	CHI
CAR	1	Smith 58-pass from Delhomme (Kasay kick)	7	0
CAR	2	Kasay 20-yard field goal	10	0
CAR	2	Kasay 38-yard field goal	13	0
CHI	2	Peterson 1-run (Gould kick)	13	7
CAR	2	Kasay 37-yard field goal	16	7
CHI	3	Clark 1-yard pass from Grossman (Gould kick)	16	14
CAR	3	Smith 39-yard pass from Delhomme (Kasay kick)	23	14
CHI	4	McKie 3-yard run (Gould kick)	23	21
CAR	4	Mangum 1-yard pass from Delhomme (kick failed)	29	21

FINAL INDIVIDUAL STATISTICS

Chicago Bears

RUSHING	NO	YDS	AVG	LG	TD
Jones	20	80	4.0	24	0
Peterson	5	9	1.8	5	1
Grossman	1	5	5.0	5	0
McKie	1	3	3.0	3t	1

RECEIVING	NO	YDS	AVG	LG	TD
Berrian	5	68	13.6	17	0
Muhammad	3	58	19.3	24	0
Jones	3	30	10.0	27	0
Gage	3	28	9.3	24	0
Clark	2	5	2.5	4	1
Peterson	1	3	3.0	3	0

INTERCEPTIONS	NO	YDS	AVG	LG	TD
Urlacher	1	20	20.0	20	0

PUNTING	NO	YDS	AVG	LG	IN20	TB
Maynard	7	246	35.1	54	0	0

PUNT RETURNS	NO	YDS	AVG	LG	TD
Vasher	2	1	0.5	6	0

KICKOFF RET.	NO	YDS	AVG	LG	TD
Davis	5	115	23.0	31	0
Peterson	1	17	17.0	17	0

PASSING (CHI)	ATT	COMP	YDS	PCT	TD	INT	LG	SK/YDS	RATING
Grossman	41	17	192	41.5	1	1	27	1/7	54.1

PASSING (CAR)	ATT	COMP	YDS	PCT	TD	INT	LG	SK/YDS	RATING
Delhomme	33	24	319	72.7	3	1	58t	1/8	120.6

Carolina Panthers

RUSHING	NO	YDS	AVG	LG	TD
Smith	16	54	3.4	17	0
Goings	10	34	3.4	10	0
Smith	3	26	8.7	22	0
Delhomme	2	9	4.5	9	0

RECEIVING	NO	YDS	AVG	LG	TD
Smith	12	218	18.2	58t	2
Proehl	3	28	9.3	11	0
Carter	2	43	21.5	29	0
Hoover	2	13	6.5	7	0
Goings	1	14	14.0	14	0
Colbert	1	9	9.0	9	0
Foster	1	3	3.0	3	0
Mangum	1	1	1.0	1t	1
Robertson	1	-10	-10.0	-10	0

INTERCEPTIONS	NO	YDS	AVG	LG	TD
Lucas	1	1	1.0	1	0

PUNTING	NO	YDS	AVG	LG	IN20	TB
Baker	5	206	41.2	47	3	1

PUNT RETURNS	NO	YDS	AVG	LG	TD
Smith	2	-1	-0.5	0	0

KICKOFF RET.	NO	YDS	AVG	LG	TD
Robertson	4	100	25.0	34	0

TEAM STATISTICS	CAR	CHI
Total First Downs	21	23
By Rushing	6	6
By Passing	14	11
By Penalty	1	6
Third Down: Md/Att.	5/12	3/13
Third Down: Eff.	42%	23%
Total Net Yards	434	282
Total Offensive Plays	65	69
Average Per Play	6.7	4.1
Net Yards Rushing	123	97
Total Rushing Plays	31	27
Avg. Per Rush	4.0	3.6
Net Yards Passing	311	185
Sacked/Yards Lost	1/8	1/7
Gross Yards Passing	319	192
Att.-Comp.-Int.	33-24-1	41-17-1
Completion Pct.	72.7	41.5
Punts/Average	5/41.2	7/35.1
Penalties/Yards	9/50	4/19
Fumbles/Lost	3/0	0/0
Field Goals	<u>20</u> , <u>38</u> , <u>37</u>	None

— Denotes Converted Field Goal

Chicago Bears Starting Lineups

WR M. Muhammad	LE A. Ogunsley
LT J. Tail	LT T. Harris
LG R. Brown	RT I. Scott
C O. Kreutz	RE A. Brown
RG R. Garza	WLB L. Briggs
RT F. Miller	MLB B. Urlacher
TE D. Clark	SLB H. Hillenmeyer
WR J. Gage	LCB C. Tillman
QB R. Grossman	RCB N. Vasher
RB T. Jones	SS M. Brown
TE J. McKie	FS C. Harris

Carolina Panthers Starting Lineups

WR S. Smith	LE J. Peppers
LT T. Wharton	LT B. Buckner
LG M. Wahle	RT J. Carstens
C J. Mitchell	RE M. Rucker
RG T. Reyes	WLB W. Witherspoon
RT J. Gross	MLB D. Morgan
WR M. Gaines	SLB B. Short
WR K. Colbert	LCB C. Gamble
QB J. Delhomme	RCB K. Lucas
RB D. Foster	SS M. McCree
FB B. Hoover	FS M. Minter



2006 NFC Divisional

Chicago Bears 27, Seattle Seahawks 24 ot

January 14, 2007

Soldier Field

Attendance: 62,184

Weather: 32 degrees; wind N 8 mph

	1	2	3	4	OT	Final
Seattle Seahawks	0	14	10	0	0	24
Chicago Bears	7	14	0	3	3	27

Team	Q	Play	SEA	CHI
CHI	1	Jones 9-yard run (Gould kick)	0	7
SEA	2	Burleson 16-yard pass from Hasselbeck (Brown kick)	7	7
CHI	2	Berrian 68-yard pass from Grossman (Gould kick)	7	14
SEA	2	Alexander 4-yard run (Brown kick)	14	14
CHI	2	Jones 7-yard run (Gould kick)	14	21
SEA	3	Brown 40-yard field goal	17	21
SEA	3	Alexander 13-yard run (Brown kick)	24	21
CHI	4	Gould 41-yard field goal	24	24
CHI	5	Gould 49-yard field goal	24	27

FINAL INDIVIDUAL STATISTICS

Chicago Bears

RUSHING	NO	YDS	AVG	LG	TD
Jones	21	66	3.1	9	2
Benson	12	45	3.8	12	0
Davis	1	9	9.0	9	0

RECEIVING	NO	YDS	AVG	LG	TD
Berrian	5	105	21.0	68t	1
Davis	4	84	21.0	37	0
Muhammad	3	38	12.7	21	0
Benson	3	24	8.0	11	0
Jones	2	6	3.0	3	0
Clark	1	13	13.0	13	0
Bradley	1	5	5.0	5	0
Reid	1	5	5.0	5	0
McKie	1	2	2.0	2	0

INTERCEPTIONS	NO	YDS	AVG	LG	TD
R. Manning	1	6	6.0	6	0

PUNTING	NO	YDS	AVG	LG	IN20	TB
Maynard	6	242	40.3	51	1	1

PUNT RETURNS	NO	YDS	AVG	LG	TD
Hester	3	5	1.7	5	0

KICKOFF RET.	NO	YDS	AVG	LG	TD
Hester	3	53	17.7	20	0
Reid	1	20	20.0	20	0

PASSING (CHI)	ATT	COMP	YDS	PCT	TD	INT	LG	SK/YDS	RATING
Grossman	38	21	282	55.2	1	1	68t	3/31	76.9

PASSING (SEA)ATT	COMP	YDS	PCT	TD	INT	LG	SK/YDS	RATING	
Hasselbeck	33	18	195	54.5	1	1	24	3/16	69.6

Seattle Seahawks

RUSHING	NO	YDS	AVG	LG	TD
Alexander	26	108	4.2	13t	2
Morris	4	11	2.8	6	0
Hasselbeck	1	8	8.0	8	0

RECEIVING	NO	YDS	AVG	LG	TD
Jackson	4	49	12.3	24	0
Branch	4	48	12.0	22	0
Engram	3	32	10.7	16	0
Heller	3	20	6.7	10	0
Stevens	2	18	9.0	10	0
Burleson	1	16	16.0	16t	1
Alexander	1	12	12.0	0	0

INTERCEPTIONS	NO	YDS	AVG	LG	TD
Hunter	1	16	16.0	16	0

PUNTING	NO	YDS	AVG	LG	IN20	TB
Plackemeier	6	218	36.3	56	2	0

PUNT RETURNS	NO	YDS	AVG	LG	TD
Burleson	3	2	0.7	2	0

KICKOFF RET.	NO	YDS	AVG	LG	TD
Burleson	6	166	27.7	41	0

TEAM STATISTICS	SEA	CHI
Total First Downs	18	21
By Rushing	12	8
By Passing	6	10
By Penalty	0	3
Third Down: Mdl/Att.	5/15	8/20
Third Down: Eff.	33%	40%
Total Net Yards	306	371
Total Offensive Plays	6.7	75
Average Per Play	4.6	4.9
Net Yards Rushing	127	120
Total Rushing Plays	31	34
Avg. Per Rush	4.1	3.5
Net Yards Passing	179	251
Sacked/Yards Lost	3/16	3/31
Gross Yards Passing	195	282
Att.-Comp.-Int.	33-18-1	38-21-1
Completion Pct.	54.5	55.2
Punts/Average	6/36.3	6/40.3
Penalties/Yards	4/16	5/40
Fumbles/Lost	0/0	4/1
Field Goals	4/0	41/49

— Denotes Converted Field Goal

Chicago Bears Starting Lineups

WR M. Muhammad	LE A. Ogunleye
LT J. Tait	LT Ta. Johnson
LG R. Brown	RT I. Scott
C O. Kreutz	RE A. Brown
RG R. Garza	WLB L. Briggs
RT F. Miller	MLB B. Urlacher
TE D. Clark	SLB H. Hillenmeyer
WR B. Berrian	LCB C. Tillman
QB R. Grossman	RCB N. Vasher
RB T. Jones	SS C. Harris
FB J. McKie	FS D. Manning

Seattle Seahawks Starting Lineups

WR D. Branch	LE B. Fisher
LT W. Jones	LT C. Darby
LG R. Sims	RT R. Bernard
C C. Spencer	RE G. Wistrom
RG C. Gray	WLB L. Hill
RT S. Locklear	MLB L. Talupu
TE J. Stevens	SLB J. Peterson
TE W. Heller	LCB J. Babineaux
WR D. Jackson	RCB K. Jennings
QB M. Hasselbeck	SS M. Boulware
RB S. Alexander	FS K. Hamlin

CHICAGO BEARS PLAYOFF SUMMARY

2006 NFC Championship

Chicago Bears 39, New Orleans Saints 14

January 21, 2007

Soldier Field

Attendance: 61,817

Weather: 28 degrees; wind E 10 mph

	1	2	3	4	Final
New Orleans Saints	0	7	7	0	14
Chicago Bears	3	13	2	21	39

Team	Q	Play	NO	CHI
CHI	1	Gould 19-yard field goal	0	3
CHI	2	Gould 43-yard field goal	0	6
CHI	2	Gould 24-yard field goal	0	9
CHI	2	Jones 2-yard run (Gould kick)	0	16
NO	2	Colston 13-yard pass from Brees (Carney kick)	7	16
NO	3	Bush 88-yard pass from Brees (Carney kick)	14	16
CHI	3	Penalty of Brees enforced in end zone for safety	14	18
CHI	4	Berrian 33-yard pass from Grossman (Gould kick)	14	25
CHI	4	Benson 12-yard run (Gould kick)	14	32
CHI	4	Jones 15-yard run (Gould kick)	14	39

FINAL INDIVIDUAL STATISTICS

Chicago Bears

RUSHING	NO	YDS	AVG	LG	TD
Jones	19	123	6.5	33	2
Benson	24	60	2.5	12t	1
Davis	1	16	16.0	16	0
Grossman	2	-3	-1.5	-1	0

RECEIVING	NO	YDS	AVG	LG	TD
Berrian	5	85	17.0	33t	1
McKie	3	6	2.0	4	0
Clark	1	30	30.0	30	0
Muhammad	1	20	20.0	20	0
Gilmore	1	3	3.0	3	0

INTERCEPTIONS	NO	YDS	AVG	LG	TD
Vasher	1	0	0.0	0	0

PUNTING	NO	YDS	AVG	LG	IN20	TB
Maynard	7	332	47.4	66	4	1

PUNT RETURNS	NO	YDS	AVG	LG	TD
Hester	2	24	12.0	14	0

KICKOFF RET.	NO	YDS	AVG	LG	TD
Hester	3	39	13.0	19	0

PASSING (CHI)	ATT	COMP	YDS	PCT	TD	INT	LG	SK/YDS	RATING
Grossman	26	11	144	42.3	1	0	33t	0/0	73.2

PASSING (NO)	ATT	COMP	YDS	PCT	TD	INT	LG	SK/YDS	RATING
Brees	49	27	354	55.1	2	1	88t	3/35	83.2

New Orleans Saints

RUSHING	NO	YDS	AVG	LG	TD
Bush	4	19	4.8	12	0
McAllister	6	18	3.0	6	0
Karney	1	11	11.0	11	0
Brees	1	8	8.0	8	0

RECEIVING	NO	YDS	AVG	LG	TD
Bush	7	132	18.9	88t	1
Colston	5	63	12.6	29	1
Miller	4	31	7.8	12	0
Copper	3	29	9.7	14	0
McAllister	3	27	9.0	15	0
Henderson	2	57	28.5	40	0
Campbell	2	6	3.0	5	0
Karney	1	9	9.0	9	0

INTERCEPTIONS	NO	YDS	AVG	LG	TD
None					

PUNTING	NO	YDS	AVG	LG	IN20	TB
Weatherford	5	194	38.8	45	1	1

PUNT RETURNS	NO	YDS	AVG	LG	TD
Bush	3	10	3.3	8	0
Lewis	1	5	5.0	5	0

KICKOFF RET.	NO	YDS	AVG	LG	TD
Lewis	7	132	18.9	25	0

TEAM STATISTICS	NO	CHI
Total First Downs	15	18
By Rushing	3	12
By Passing	12	6
By Penalty	0	0
Third Down: Md/Att.	5/13	3/16
Third Down: Eff.	38%	19%
Total Net Yards	375	340
Total Offensive Plays	64	72
Average Per Play	5.9	4.7
Net Yards Rushing	56	196
Total Rushing Plays	12	46
Avg. Per Rush	4.7	4.3
Net Yards Passing	319	144
Sacked/Yards Lost	3/35	0/0
Gross Yards Passing	354	144
Att.-Comp.-Int.	49-27-1	26-11-0
Completion Pct.	55.1	42.3
Punts/Average	5/38.8	7/47.4
Penalties/Yards	7/47	1/5
Fumbles/Lost	4/3	1/0
Field Goals	47	<u>19</u> , <u>43</u>
— Denotes Converted Field Goal		<u>24</u>

Chicago Bears Starting Lineups

WR M. Muhammad	LE A. Ogunleye
LT J. Tait	LT Ta. Johnson
LG R. Brown	RT I. Scott
C O. Kreutz	RE A. Brown
RG R. Garza	WLB L. Briggs
RT F. Miller	MLB B. Urlacher
TE D. Clark	DB R. Manning
WR B. Berrian	LCB C. Tillman
QB R. Grossman	RCB N. Vasher
RB T. Jones	SS C. Harris
FB J. McKie	FS D. Manning

New Orleans Saints Starting Lineups

WR M. Colston	LE C. Grant
LT J. Brown	LT H. Thomas
LG J. Nesbitt	RT B. Young
C J. Faine	RE W. Smith
RG J. Evans	WLB S. Shanle
RT J. Stinchcomb	MLB M. Simoneau
TE M. Campbell	SLB S. Fujita
WR T. Copper	LCB M. McKenzie
QB D. Brees	RCB F. Thomas
RB D. McAllister	SS J. Bellamy
RB R. Bush	FS J. Bullocks



Super Bowl XLI

Indianapolis Colts 29, Chicago Bears 17

February 4, 2007

Dolphin Stadium

Attendance: 74,512 Weather: 67 degrees; wind N 10 mph, rain

	1	2	3	4	Final
Indianapolis Colts	6	10	6	7	29
Chicago Bears	14	0	3	0	17

Team	Q	Play	IND	CHI
CHI	1	Hester 92-yard kickoff return (Gould kick)	0	7
IND	1	Wayne 53-yard pass from Manning (kick aborted)	6	7
CHI	1	Muhammad 4-yard pass from Grossman (Gould kick)	6	14
IND	2	Vinatieri 29-yard field goal	9	14
IND	2	Rhodes 1-yard run (Vinatieri kick)	16	14
IND	3	Vinatieri 24-yard field goal	19	14
IND	3	Vinatieri 20-yard field goal	22	14
CHI	3	Gould 44-yard field goal	22	17
IND	4	Hayden 56-yard interception return (Vinatieri kick)	29	17

FINAL INDIVIDUAL STATISTICS

Chicago Bears

RUSHING	NO	YDS	AVG	LG	TD
Jones	15	112	7.5	52	0
Grossman	2	0	0.0	0	0
Benson	2	-1	-0.5	4	0

RECEIVING	NO	YDS	AVG	LG	TD
Clark	6	64	10.7	18	0
Berrian	4	38	9.5	14	0
Jones	4	18	4.5	14	0
Muhammad	3	35	11.7	22	1
McKie	2	8	4.0	4	0
Davis	1	2	2.0	2	0

INTERCEPTIONS	NO	YDS	AVG	LG	TD
C. Harris	1	6	6.0	6	0

PUNTING	NO	YDS	AVG	LG	IN20	TB
Maynard	5	226	45.2	58	0	1

PUNT RETURNS	NO	YDS	AVG	LG	TD
Hester	1	3	3.0	3	0

KICKOFF RET.	NO	YDS	AVG	LG	TD
Gilmore	2	12	6.0	9	0
Hester	1	92	92.0	92	1
Davis	1	15	15.0	15	0
Peterson	1	10	10.0	10	0
Reid	1	9	9.0	9	0

PASSING (CHI) ATT	COMP	YDS	PCT	TD	INT	LG	SK/YDS	RATING
Grossman	28	20	165	71.4	1	2	22	1/11 68.3

PASSING (IND) ATT	COMP	YDS	PCT	TD	INT	LG	SK/YDS	RATING
Manning	38	25	247	65.7	1	1	53	1/8 81.8

Indianapolis Colts

RUSHING	NO	YDS	AVG	LG	TD
Rhodes	21	113	5.4	36	1
Addai	19	77	4.1	14	0
Clark	1	1	1.0	1	0
Manning	1	0	0.0	0	0

RECEIVING	NO	YDS	AVG	LG	TD
Addai	10	66	6.6	12	0
Harrison	5	59	11.8	22	0
Clark	4	36	9.0	17	0
Wayne	2	61	30.5	53	1
Fletcher	2	9	4.5	6	0
Rhodes	1	8	8.0	8	0
Utecht	1	8	8.0	8	0

INTERCEPTIONS	NO	YDS	AVG	LG	TD
Hayden	1	56	56.0	56	1
Sanders	1	38	38.0	38	0

PUNTING	NO	YDS	AVG	LG	IN20	TB
Smith	4	162	40.5	50	2	1

PUNT RETURNS	NO	YDS	AVG	LG	TD
Wilkins	3	42	14.0	18	0

KICKOFF RET.	NO	YDS	AVG	LG	TD
Wilkins	4	89	22.3	28	0

TEAM STATISTICS	IND	CHI
Total First Downs	24	11
By Rushing	12	3
By Passing	11	8
By Penalty	1	0
Third Down: Md/Att.	8/18	3/10
Third Down: Eff.	44%	30%
Total Net Yards	430	265
Total Offensive Plays	81	48
Average Per Play	5.3	5.5
Net Yards Rushing	191	111
Total Rushing Plays	42	19
Avg. Per Rush	4.5	5.8
Net Yards Passing	239	154
Sacked/Yards Lost	1/8	1/11
Gross Yards Passing	247	165
Att.-Comp.-Int.	38-25-1	28-20-2
Completion Pct.	65.7	71.4
Punts/Average	4/40.5	5/45.2
Penalties/Yards	6/40	4/35
Fumbles/Lost	2/2	4/3
Field Goals	29, 36, 44	24, 20

— Denotes Converted Field Goal

Chicago Bears Starting Lineups

WR M. Muhammad	LE A. Ogunleye
LT J. Tait	LT Ta. Johnson
LG R. Brown	RT I. Scott
C O. Kreutz	RE A. Brown
RG R. Garza	WLB L. Briggs
RT F. Miller	MLB B. Urlacher
TE D. Clark	SLB H. Hillenmeyer
WR B. Berrian	LCB C. Tillman
QB R. Grossman	RCB N. Vasher
RB T. Jones	SS C. Harris
FB J. McKie	FS D. Manning

Indianapolis Colts Starting Lineups

WR R. Wayne	LE R. Mathis
LT T. Glenn	LT A. McFarland
LG R. Lijja	RT R. Brock
C J. Saturday	RE D. Freney
RG J. Scott	WLB C. June
RT R. Diem	MLB G. Brackett
TE D. Clark	SLB R. Morris
WR M. Harrison	LCB N. Harper
QB P. Manning	RCB J. David
RB J. Addai	SS A. Bethea
HB B. Utecht	FS B. Sanders

CHICAGO BEARS PLAYOFF SUMMARY

2010 NFC Divisional

Chicago Bears 35, Seattle Seahawks 24

January 16, 2011

Soldier Field

Attendance: 62,265

Weather: 24 degrees; wind WNW 4 mph

	1	2	3	4	Final
Seattle Seahawks	0	0	3	21	24
Chicago Bears	14	7	7	7	35

Team	Q	Play	SEA	CHI
CHI	1	Olsen 58-yard pass from Cutler (Gould kick)	0	7
CHI	1	Taylor 1-yard run (Gould kick)	0	14
CHI	2	Cutler 6-yard run (Gould kick)	0	21
CHI	3	Cutler 9-yard run (Gould kick)	0	28
SEA	3	Mare 30-yard field goal	3	28
SEA	4	Williams 2-yard pass from Hasselbeck (Mare kick)	10	28
CHI	4	K. Davis 39-yard pass from Cutler (Gould kick)	10	35
SEA	4	Williams 3-yard pass from Hasselbeck (Mare kick)	17	35
SEA	4	Stokley 9-yard pass from Hasselbeck (Mare kick)	24	35

FINAL INDIVIDUAL STATISTICS

Chicago Bears

RUSHING	NO	YDS	AVG	LG	TD
Forté	25	80	3.2	11	0
Taylor	11	44	4.0	11	1
Cutler	8	43	5.4	21	2
Bennett	1	9	9.0	9	0

RECEIVING	NO	YDS	AVG	LG	TD
Knox	4	48	12.0	18	0
Olsen	3	113	37.7	58t	1
Forté	3	54	18.0	26	0
K. Davis	2	42	21.0	39t	1
Hester	2	4	2.0	6	0
Bennett	1	13	13.0	13	0

INTERCEPTIONS	NO	YDS	AVG	LG	TD
None					

PUNTING	NO	YDS	AVG	LG	IN20	TB
Maynard	5	195	39.0	47	3	0

PUNT RETURNS	NO	YDS	AVG	LG	TD
Hester	2	30	15.0	26	0

KICKOFF RET.	NO	YDS	AVG	LG	TD
Manning	1	18	18.0	18	0
Hester	1	6	6.0	6	0
Knox	1	0	0.0	0	0

PASSING (CHI) ATT	COMP	YDS	PCT	TD	INT	LG	SK/YDS	RATING
Cutler	28	15	274	53.6	2	0	58t	111.3
Forté	1	0	0	0.0	0	1	0	0.0

PASSING (SEA) ATT	COMP	YDS	PCT	TD	INT	LG	SK/YDS	RATING
Hasselbeck	46	26	258	56.5	3	0	46	94.3

Seattle Seahawks

RUSHING	NO	YDS	AVG	LG	TD
Tate	1	13	13.0	13	0
Forsett	4	9	2.3	8	0
Washington	1	9	9.0	9	0
Lynch	4	2	0.5	4	0
Robinson	1	1	1.0	1	0
Hasselbeck	1	0	0.0	0	0

RECEIVING	NO	YDS	AVG	LG	TD
Stokley	8	85	10.6	21	1
Obomanu	4	68	17.0	46	0
Williams	4	15	3.8	7	2
Morrah	3	25	8.3	10	0
Forsett	3	25	8.3	16	0
Carlson	1	14	14.0	14	0
Martin	1	13	13.0	13	0
Washington	1	10	10.0	10	0
Robinson	1	3	3.0	3	0

INTERCEPTIONS	NO	YDS	AVG	LG	TD
Curry	1	23	23.0	23	0

PUNTING	NO	YDS	AVG	LG	IN20	TB
Ryan	9	315	35.0	42	1	0

PUNT RETURNS	NO	YDS	AVG	LG	TD
Tate	1	11	11.0	11	0

KICKOFF RET.	NO	YDS	AVG	LG	TD
Washington	5	143	28.6	62	0

TEAM STATISTICS	SEA	CHI
Total First Downs	18	21
By Rushing	1	11
By Passing	14	10
By Penalty	3	0
Third Down: Md/Att.	3/14	10/18
Third Down: Eff.	21%	56%
Total Net Yards	276	437
Total Offensive Plays	60	77
Average Per Play	4.6	5.7
Net Yards Rushing	34	176
Total Rushing Plays	12	45
Avg. Per Rush	2.8	3.9
Net Yards Passing	242	261
Sacked/Yards Lost	2/16	3/13
Gross Yards Passing	258	274
Att.-Comp.-Int.	46-26-0	29-15-1
Completion Pct.	56.5	51.7
Punts/Average	9/35.0	5/39.0
Penalties/Yards	3/20	8/71
Fumbles/Lost	1/0	2/0
Field Goals	3/0	0/0

— Denotes Converted Field Goal

Chicago Bears Starting Lineups

WR J. Knox	LE I. Idonije
LT F. Omiyale	DT T. Harris
LG C. Williams	NT A. Adams
C O. Kreutz	RE J. Peppers
RG R. Garza	WLB L. Briggs
RT J. Webb	MLB B. Urlacher
TE G. Olsen	LCB T. Jennings
WR D. Hester	RCB C. Tillman
QB J. Cutler	SS D. Manning
RB M. Forté	FS C. Harris
FB B. Manumaleuna	N D. Moore

Seattle Seahawks Starting Lineups

WR B. Obomanu	LE C. Clemons
LT R. Okung	LT B. Mebane
LG T. Polunbus	RT C. Cole
C C. Spencer	RE K. Balmer
RG M. Gibson	OLB D. Hawthorne
RT S. Locklear	MLB L. Talupu
WR B. Stokley	OLB A. Curry
WR M. Williams	LCB M. Trufant
QB M. Hasselbeck	RCB K. Jennings
RB L. Washington	SS L. Milloy
RB J. Forsett	FS E. Thomas



2010 NFC Championship

Green Bay Packers 21, Chicago Bears 14

January 23, 2011

Soldier Field

Attendance: 62,377

Weather: 20 degrees; wind SE 14 mph

	1	2	3	4	Final
Green Bay Packers	7	7	0	7	21
Chicago Bears	0	0	0	14	14

Team	Q	Play	GB	CHI
GB	1	Rodgers 1-yard run (Crosby kick)	7	0
GB	2	Stark 4-yard run (Crosby kick)	14	0
CHI	4	Taylor 1-yard run (Gould kick)	14	7
GB	4	Raji 18-yard interception return (Crosby kick)	21	7
CHI	4	Bennett 35-yard pass from Hanie (Gould kick)	21	14

FINAL INDIVIDUAL STATISTICS

Chicago Bears

RUSHING	NO	YDS	AVG	LG	TD
Forté	17	70	4.1	14	0
Cutler	2	10	5.0	9	0
Hanie	1	3	3.0	3	0
Taylor	3	2	0.7	4	1
Bennett	1	-2	-2.0	-2	0

RECEIVING	NO	YDS	AVG	LG	TD
Forté	10	90	9.0	24	0
Bennett	3	45	15.0	35	1
Olsen	3	30	10.0	13	0
Knox	2	56	28.0	32	0
Taylor	1	12	12.0	12	0

INTERCEPTIONS	NO	YDS	AVG	LG	TD
Urlacher	1	39	39.0	39	0
Briggs	1	4	4.0	4	0

PUNTING	NO	YDS	AVG	LG	IN20	TB
Maynard	9	334	37.1	48	2	1

PUNT RETURNS	NO	YDS	AVG	LG	TD
Hester	3	16	5.3	11	0
Bennett	1	22	22.0	22	0

KICKOFF RET.	NO	YDS	AVG	LG	TD
Hester	1	24	24.0	24	0
R. Davis	1	16	16.0	16	0
Manning	1	15	15.0	15	0
K. Davis	1	8	8.0	8	0

PASSING (CHI) ATT	COMP	YDS	PCT	TD	INT	LG	SK/YDS	RATING
Hanie	20	13	153	65.0	1	2	35	65.2
Cutler	14	6	80	42.8	0	1	24	31.8
Collins	4	0	0	0.0	0	0	0	39.6

PASSING (GB) ATT	COMP	YDS	PCT	TD	INT	LG	SK/YDS	RATING
Rodgers	30	17	244	56.6	0	2	26	55.4

Green Bay Packers

RUSHING	NO	YDS	AVG	LG	TD
Starks	22	74	3.4	16	1
Rodgers	7	39	5.6	25	1
Jackson	2	5	2.5	10	0
Kuhn	1	2	2.0	2	0

RECEIVING	NO	YDS	AVG	LG	TD
Jennings	8	130	16.3	26	0
Nelson	4	67	16.8	22	0
Jackson	1	16	16.0	16	0
Jones	1	10	10.0	10	0
Driver	1	9	9.0	9	0
Kuhn	1	6	6.0	6	0
Starks	1	6	6.0	6	0

INTERCEPTIONS	NO	YDS	AVG	LG	TD
Shields	2	40	20.0	32	0
Raji	1	18	18.0	18	1

PUNTING	NO	YDS	AVG	LG	IN20	TB
Masthay	8	334	41.8	65	5	1

PUNT RETURNS	NO	YDS	AVG	LG	TD
Williams	3	13	4.3	11	0

KICKOFF RET.	NO	YDS	AVG	LG	TD
Starks	2	30	15.0	18	0
Woodson	1	14	14.0	14	0

TEAM STATISTICS	GB	CHI
Total First Downs	23	17
By Rushing	9	5
By Passing	11	11
By Penalty	3	1
Third Down: Md/Att.	2/11	1/13
Third Down: Eff.	18%	8%
Total Net Yards	356	301
Total Offensive Plays	63	64
Average Per Play	5.7	4.7
Net Yards Rushing	120	83
Total Rushing Plays	32	24
Avg. Per Rush	3.8	3.5
Net Yards Passing	236	218
Sacked/Yards Lost	1/8	2/15
Gross Yards Passing	244	233
Att.-Comp.-Int.	30-17-2	38-19-3
Completion Pct.	56.6	50.0
Punts/Average	8/41.8	9/37.1
Penalties/Yards	6/40	9/89
Fumbles/Lost	2/0	1/0
Field Goals		

— Denotes Converted Field Goal

Chicago Bears Starting Lineups

WR J. Knox	LE I. Idonije
LT F. Omiyale	DT T. Harris
LG C. Williams	NT A. Adams
C O. Kreutz	RE J. Peppers
RG R. Garza	WLB L. Briggs
RT J. Webb	MLB B. Urlacher
TE G. Olsen	SLB P. Tinoisamoa
WR D. Hester	LCB T. Jennings
QB J. Cutler	RCB C. Tillman
RB M. Forté	SS D. Manning
FB B. Manumaleuna	FS C. Harris

Green Bay Packers Starting Lineups

WR G. Jennings	LE R. Pickett
LT C. Clifton	NT B. Raji
LG D. Colledge	RE H. Green
C S. Wells	LOLB C. Matthews
RG J. Sitton	LILB A. Hawk
RT B. Bulaga	RILB D. Bishop
TE D. Lee	ROLB E. Walden
WR J. Nelson	LCB C. Woodson
QB A. Rodgers	RCB T. Williams
FB Q. Johnson	SS S. Shields
RB J. Starks	FS N. Collins

CHICAGO BEARS ALL-TIME RESULTS

1920 (10-1-2, .909)

George S. Halas - Coach		Decatur
	Staleys	Opp
O 3 Moline Tractors	W	20 0
O10 Kewanee	W	25 7
O17 @ Rock Island Indep.	W	7 0
O24 @ Chicago Tigers	W	10 0
O31 @ Rockford	W	29 0
N 7 @ Rock Island Indep.	T	0 0
N11 @ Champaign	W	20 0
N14 @ Minneapolis Marines	W	3 0
N21 Hammond Pros	W	28 7
N25 @ Chicago Tigers	W	6 0
N28 @ Chicago Cardinals	L	6 7
D 5 Chicago Cardinals	W	10 0
D12 Akron Pros	T	0 0
	164	21

1921 (9-1-1, .900)

George S. Halas - Coach		Chicago
	Staleys	Opp
O10 Rock Island Indep.	W	14 10
O16 Rochester Jeffersons	W	16 13
O23 Dayton Triangles	W	7 0
N 6 Detroit Tigers	W	20 9
N13 Rock Island Indep.	W	3 0
N20 Cleveland Indians	W	22 7
N24 Buffalo All-Americans	L	6 7
N27 Green Bay Packers	W	20 0
D 4 Buffalo All-Americans	W	10 7
D11 Canton Bulldogs	W	10 0
D18 Chicago Cardinals	T	0 0
	128	53

1922 (9-3, .750)

George S. Halas - Coach		Bears Opp
O 1 @ Racine Legion	W	6 0
O 8 @ Rock Island Indep.	W	10 6
O15 Rochester Jeffersons	W	7 0
O22 Buffalo All-Americans	W	7 0
O29 Canton Bulldogs	L	6 7
N 5 Dayton Triangles	W	9 0
N12 Oorang Indians	W	33 6
N19 Rock Island Indep.	W	3 0
N26 Akron Pros	W	20 10
D30 @ Chicago Cardinals	L	0 6
D 3 Toledo Maroons	W	22 0
D10 @ Chicago Cardinals	L	0 9
	123	44

1923 (9-2-1, .818)

George S. Halas - Coach		Bears Opp
S30 @ Rock Island Indep.	L	0 3
O 7 @ Racine Legion	W	3 0
O14 @ Green Bay Packers	W	3 0
O21 Canton Bulldogs	L	0 6
O28 Buffalo All-Americans	W	18 3
N 4 Oorang Indians	W	26 0
N11 Akron Pros	W	20 6
N18 Rock Island Indep.	W	7 3
N25 Hammond Pros	W	14 7
N29 Chicago Cardinals	W	3 0
D 2 Milwaukee Badgers	T	0 0
D 9 Rock Island Indep.	W	29 7
	123	35

1924 (6-1-4, .857)

George S. Halas - Coach		Bears Opp
S28 @ Rock Island Indep.	T	0 0
O 5 @ Cleveland Bulldogs	L	14 16
O12 Racine Legion	T	10 10
O19 Chicago Cardinals	W	6 0
O26 Frankford Yel'jackets	W	33 3
N 2 Rock Island Indep.	T	3 3
N 9 Columbus Tigers	W	12 6
N16 Racine Legion	T	3 3
N23 Green Bay Packers	W	3 0
N27 @ Chicago Cardinals	W	21 0
N30 Milwaukee Badgers	W	31 14
	136	55

1925 (9-5-3, .643)

George S. Halas - Coach		Bears Opp
S20 @ Rock Island Indep.	T	0 0
S27 @ Green Bay Packers	L	10 14
O 4 Detroit Panthers	T	0 0
O11 Hammond Pros	W	28 7
O18 Cleveland Bulldogs	W	7 0
O25 @ Chicago Cardinals	L	0 9
N 1 Rock Island Indep.	W	6 0
N 8 Frankford Yel'jackets	W	19 0
N15 Detroit Panthers	W	14 0
N22 Green Bay Packers	W	21 0
N26 Chicago Cardinals	T	0 0
N29 Columbus Tigers	W	14 13
D 5 @ Frankford Yel'jackets	W	14 7
D 6 @ New York Giants	W	19 7
D 9 @ Providence Ste. Rol.	L	6 9
D12 @ Detroit Panthers	L	0 21
D13 New York Giants	L	0 9
	158	96

1926 (12-1-3, .923)

George S. Halas - Coach		Bears Opp
S19 @ Milwaukee Badgers	W	10 7
S26 @ Green Bay Packers	T	6 6
O 3 @ Detroit Panthers	W	10 7
O10 New York Giants	W	7 0
O17 Chicago Cardinals	W	16 0

O24 Duluth Eskimos	W	24 6
O31 Akron Indians	W	17 0
N 7 Louisville Colonels	W	34 0
N11 @ Chicago Cardinals	W	10 0
N13 Milwaukee Badgers	W	10 7
N21 Green Bay Packers	W	19 13
N25 Chicago Cardinals	T	0 0
N28 Canton Bulldogs	W	35 0
D 3 @ Frankford Yel'jackets	L	6 7
D12 Pottsville Maroons	W	9 7
D19 Green Bay Packers	T	3 3
	216	63

1927 (9-3-2, .750)

George S. Halas - Coach		Bears Opp
S25 @ Chicago Cardinals	W	9 0
O 2 @ Green Bay Packers	W	7 6
O16 New York Yankees	W	12 0
O23 Cleveland Bulldogs	W	14 12
O30 Dayton Triangles	W	14 6
N 6 Providence Ste. Rol.	T	0 0
N 8 @ New York Yankees	L	6 26
N13 Pottsville Maroons	W	30 12
N20 Green Bay Packers	W	14 6
N24 Chicago Cardinals	L	0 3
N27 @ New York Giants	L	7 13
D 3 @ Frankford Yel'jackets	T	0 0
D 4 Frankford Yel'jackets	W	9 0
D11 Duluth Eskimos	W	27 0
	149	84

1928 (7-5-1, .636)

George S. Halas - Coach		Bears Opp
S23 @ Chicago Cardinals	W	15 0
S30 @ Green Bay Packers	T	12 12
O14 New York Giants	W	13 0
O21 Green Bay Packers	L	6 16
O28 Detroit Wolverines	L	0 6
N 4 New York Yankees	W	27 0
N11 Dayton Triangles	W	27 0
N18 Pottsville Maroons	W	13 6
N25 Detroit Wolverines	L	7 14
N29 Chicago Cardinals	W	34 0
D 2 Frankford Yel'jackets	W	28 6
D 9 Green Bay Packers	L	0 6
D15 @ Frankford Yel'jackets	L	0 19
	182	85

1929 (4-9-2, .308)

George S. Halas - Coach		Bears Opp
S22 @ Minneapolis Marines	W	19 6
S29 @ Green Bay Packers	L	0 23
O 6 @ Minneapolis Marines	W	7 6
O13 @ Buffalo Bisons	W	16 0
O20 Chicago Cardinals	T	0 0
O27 Minneapolis R'jackets	W	27 0
N 3 New York Giants	L	14 26
N10 Green Bay Packers	L	0 14
N16 @ Frankford Yel'jackets	L	14 20
N17 @ New York Giants	L	0 34

Black box indicates World Championship.



ALL-TIME RESULTS



N24 Buffalo Bisons	L	7	19
N28 @ Chicago Cardinals	L	6	40
D 1 Frankford Yel'jackets	T	0	0
D 8 Green Bay Packers	L	0	25
D15 New York Giants	L	9	14

119 227

1930 (9-4-1, .692)

Ralph Jones - Coach	Bears Opp
S21 Brooklyn Dodgers	T 0 0
S28 @ Green Bay Packers	L 0 7
O 5 @ Minneapolis R'jackets	W 20 0
O12 New York Giants	L 0 12
O19 @ Chicago Cardinals	W 32 6
O22 @ Portsmouth Spartans	L 6 7
O26 Frankford Yel'jackets	W 13 7
N 2 Minneapolis R'jackets	W 20 7
N 9 Green Bay Packers	L 12 13
N16 @ New York Giants	W 12 0
N22 @ Frankford Yel'jackets	W 13 6
N27 Chicago Cardinals	W 6 0
N30 Portsmouth Spartans	W 14 6
D 7 Green Bay Packers	W 21 0

169 71

1931 (8-5, .615)

Ralph Jones - Coach	Bears Opp
S18 Cleveland Indians	W 21 0
S27 @ Green Bay Packers	L 0 7
O11 New York Giants	W 6 0
O18 Chicago Cardinals	W 26 13
O25 Frankford Yel'jackets	L 12 13
N 1 Green Bay Packers	L 2 6
N 8 Portsmouth Spartans	W 9 6
N15 @ New York Giants	W 12 6
N22 @ Brooklyn Dodgers	W 26 0
N26 Chicago Cardinals	W 18 7
N29 @ Portsmouth Spartans	L 0 3
D 6 Green Bay Packers	W 7 6
D13 New York Giants	L 6 25

145 92

1932 (7-1-6, .875)

Ralph Jones - Coach	Bears Opp
S25 @ Green Bay Packers	T 0 0
O 2 @ Staten Isl. Stapletons	T 0 0
O 9 @ Chicago Cardinals	T 0 0
O16 Green Bay Packers	L 0 2
O23 Staten Isl. Stapletons	W 27 7
O30 @ Boston Braves	T 7 7
N 6 @ New York Giants	W 28 8
N13 Portsmouth Spartans	T 13 13
N20 Brooklyn Dodgers	W 20 0
N24 Chicago Cardinals	W 34 0
N27 @ Portsmouth Spartans	T 7 7
D 4 New York Giants	W 6 0
D11 Green Bay Packers	W 9 0
D18 Portsmouth Spartans	W 9 0

160 44

1933 (10-2-1, .833)

George S. Halas - Coach	Bears Opp
S24 @ Green Bay Packers	W 14 7
O 1 Boston Redskins	W 7 0
O 8 @ Brooklyn Dodgers	W 10 0
O15 @ Chicago Cardinals	W 12 9
O22 Green Bay Packers	W 10 7
O29 New York Giants	W 14 10
N 5 @ Boston Redskins	L 0 10
N12 @ Philadelphia Eagles	T 3 3
N19 @ New York Giants	L 0 3
N26 Portsmouth Spartans	W 17 14
N30 Chicago Cardinals	W 22 6
D 3 @ Portsmouth Spartans	W 17 7
D10 Green Bay Packers	W 7 6

133 82

PLAYOFFS

D17 New York Giants	W 23 21
---------------------	---------

1934 (13-0, 1.000)

George S. Halas - Coach	Bears Opp
S23 @ Green Bay Packers	W 24 10
S30 @ Cincinnati Reds	W 21 3
O 7 @ Brooklyn Dodgers	W 21 7
O10 @ Pittsburgh Pirates	W 28 0
O14 Chicago Cardinals	W 20 0
O21 Cincinnati Reds	W 41 7
O28 Green Bay Packers	W 27 14
N 4 New York Giants	W 27 7
N11 @ Boston Redskins	W 21 0
N18 @ New York Giants	W 10 9
N25 Chicago Cardinals	W 17 6
N29 @ Detroit Lions	W 19 16
D 2 Detroit Lions	W 10 7

286 86

PLAYOFFS

D 9 @ New York Giants	L 13 30
-----------------------	---------

1935 (6-4-2, .600)

George S. Halas - Coach	Bears Opp
S22 @ Green Bay Packers	L 0 7
S29 @ Pittsburgh Pirates	W 23 7
O13 @ Philadelphia Eagles	W 39 0
O20 Brooklyn Dodgers	W 24 14
O27 Green Bay Packers	L 14 17
N 3 @ New York Giants	W 20 3
N10 @ Boston Redskins	W 30 14
N17 New York Giants	L 0 3
N24 Detroit Lions	T 20 20
N28 @ Detroit Lions	L 2 14
D 1 Chicago Cardinals	T 7 7
D 8 @ Chicago Cardinals	W 13 0

192 106

1936 (9-3, .750)

George S. Halas - Coach	Bears Opp
S20 @ Green Bay Packers	W 30 3
S27 @ Philadelphia Eagles	W 17 0

O 4 @ Pittsburgh Pirates	W 27 9
O11 Chicago Cardinals	W 7 3
O18 Pittsburgh Pirates	W 26 7
O25 Detroit Lions	W 12 10
N 1 Green Bay Packers	L 10 21
N 8 @ New York Giants	W 25 7
N15 @ Boston Redskins	W 26 0
N22 @ Philadelphia Eagles	W 28 7
N26 @ Detroit Lions	L 7 13
N29 @ Chicago Cardinals	L 7 14

222 94

1937 (9-1-1, .900)

George S. Halas - Coach	Bears Opp
S19 @ Green Bay Packers	W 14 2
O 4 @ Pittsburgh Steelers	W 7 0
O10 @ Cleveland Rams	W 20 2
O17 Chicago Cardinals	W 16 7
O24 Detroit Lions	W 28 20
O31 @ New York Giants	T 3 3
N 7 Green Bay Packers	L 14 24
N14 Brooklyn Dodgers	W 29 7
N25 @ Detroit Lions	W 13 0
N28 Cleveland Rams	W 15 7
D 5 @ Chicago Cardinals	W 42 28

201 100

PLAYOFFS

D12 Washington Redskins	L 21 28
-------------------------	---------

1938 (6-5, .545)

George S. Halas - Coach	Bears Opp
S11 @ Chicago Cardinals	W 16 13
S18 @ Green Bay Packers	W 2 0
O 2 @ Philadelphia Eagles	W 28 6
O 9 @ Cleveland Rams	L 7 14
O16 Chicago Cardinals	W 34 28
O23 Cleveland Rams	L 21 23
O30 Detroit Lions	L 7 13
N 6 Green Bay Packers	L 17 24
N13 Washington Redskins	W 31 7
N20 @ Brooklyn Dodgers	W 24 6
N24 @ Detroit Lions	L 7 14

194 148

1939 (8-3, .727)

George S. Halas - Coach	Bears Opp
S15 Cleveland Rams	W 30 21
S24 @ Green Bay Packers	L 16 21
O 2 @ Pittsburgh Steelers	W 32 0
O 8 @ Cleveland Rams	W 35 21
O15 Chicago Cardinals	W 44 7
O22 @ New York Giants	L 13 16
O29 Detroit Lions	L 0 10
N 5 Green Bay Packers	W 30 27
N12 @ Detroit Lions	W 23 13
N19 Philadelphia Eagles	W 27 14
N26 @ Chicago Cardinals	W 48 7

298 157

Black box indicates World Championship.

CHICAGO BEARS ALL-TIME RESULTS

1940 (8-3, .727)

George S. Halas – Coach	Bears	Opp
S22 @ Green Bay Packers	W	41 0
S25 @ Chicago Cardinals	L	7 21
O 6 @ Cleveland Rams	W	21 14
O13 Detroit Lions	W	7 0
O20 Brooklyn Dodgers	W	16 7
O27 @ New York Giants	W	37 21
N 3 Green Bay Packers	W	14 7
N10 @ Detroit Lions	L	14 17
N17 @ Washington Redskins	L	3 7
N24 Cleveland Rams	W	47 25
D 1 Chicago Cardinals	W	31 23
	238	142

PLAYOFFS

D 8 @ Washington Redskins	W	73 0
---------------------------	---	------

1943 (8-1-1, .889)

Heartley "Hunk" Anderson,	Bears	Opp
Luke Johnso – Coaches		
S26 @ Green Bay Packers	T	21 21
O 3 @ Detroit Lions	W	27 21
O10 Chicago Cardinals	W	20 0
O17 Philadelphia "Steagles"	W	48 21
O24 Brooklyn Dodgers	W	33 21
O31 Detroit Lions	W	35 14
N 7 Green Bay Packers	W	21 7
N14 @ New York Giants	W	56 7
N21 @ Washington Redskins	L	7 21
N28 @ Chicago Cardinals	W	35 24
	303	157

PLAYOFFS

D26 Washington Redskins	W	41 21
-------------------------	---	-------

1946 (8-2-1, .800)

George S. Halas – Coach	Bears	Opp
S29 @ Green Bay Packers	W	30 7
O 6 @ Chicago Cardinals	W	34 17
O13 Los Angeles Rams	T	28 28
O20 Philadelphia Eagles	W	21 14
O27 @ New York Giants	L	0 14
N 3 Green Bay Packers	W	10 7
N10 @ Los Angeles Rams	W	27 21
N17 Washington Redskins	W	24 20
N24 Detroit Lions	W	42 6
D 1 Chicago Cardinals	L	28 35
D 8 @ Detroit Lions	W	45 24
	289	193

PLAYOFFS

D15 @ New York Giants	W	24 14
-----------------------	---	-------

1941 (10-1, .909)

George S. Halas – Coach	Bears	Opp
S28 @ Green Bay Packers	W	25 17
O 5 @ Cleveland Rams	W	48 21
O12 Chicago Cardinals	W	53 7
O19 Detroit Lions	W	49 0
O26 Pittsburgh Steelers	W	34 7
N 2 Green Bay Packers	L	14 16
N 9 Cleveland Rams	W	31 13
N16 Washington Redskins	W	35 21
N23 @ Detroit Lions	W	24 7
N30 @ Philadelphia Eagles	W	49 14
D 7 @ Chicago Cardinals	W	34 24
	396	147

PLAYOFFS

D14 Green Bay Packers	W	33 14
D21 New York Giants	W	37 9

1944 (6-3-1, .667)

Heartley "Hunk" Anderson,	Bears	Opp
Luke Johnso – Coaches		
S24 @ Green Bay Packers	L	28 42
O 8 @ Cleveland Rams	L	7 19
O15 Card-Pitt	W	34 7
O22 Detroit Lions	T	21 21
O29 Cleveland Rams	W	28 21
N 5 Green Bay Packers	W	21 0
N12 Boston Yanks	W	21 7
N19 @ Detroit Lions	L	21 41
N26 @ Philadelphia Eagles	W	28 7
D 3 @ Card-Pitt	W	49 7
	258	172

1945 (3-7, .300)

Heartley "Hunk" Anderson,	Bears	Opp
Luke Johnso – Coaches		
S30 @ Green Bay Packers	L	21 31
O 7 @ Cleveland Rams	L	0 17
O14 Chicago Cardinals	L	7 16
O21 Cleveland Rams	L	21 41
O28 @ Detroit Lions	L	10 16
N 4 Green Bay Packers	W	28 24
N11 Detroit Lions	L	28 35
N18 @ Washington Redskins	L	21 28
N25 Pittsburgh Steelers	W	28 7
D 2 @ Chicago Cardinals	W	28 20
	192	235

1947 (8-4, .667)

George S. Halas – Coach	Bears	Opp
S28 @ Green Bay Packers	L	20 29
O 5 @ Chicago Cardinals	L	7 31
O12 Philadelphia Eagles	W	40 7
O19 Detroit Lions	W	33 24
O26 @ Washington Redskins	W	56 20
N 2 @ Boston Yanks	W	28 24
N 9 Green Bay Packers	W	20 17
N16 @ Los Angeles Rams	W	41 21
N23 Pittsburgh Steelers	W	49 7
N27 @ Detroit Lions	W	34 14
D 7 Los Angeles Rams	L	14 17
D14 Chicago Cardinals	L	21 30
	363	241

1948 (10-2, .833)

George S. Halas – Coach	Bears	Opp
S26 @ Green Bay Packers	W	45 7
O 4 @ Chicago Cardinals	W	28 17
O10 Los Angeles Rams	W	42 21
O17 Detroit Lions	W	28 0
O24 @ Philadelphia Eagles	L	7 12
O31 New York Giants	W	35 14
N 7 @ Los Angeles Rams	W	21 6
N14 Green Bay Packers	W	7 6
N21 @ Boston Yanks	W	51 17
N28 Washington Redskins	W	48 13
D 5 @ Detroit Lions	W	42 14
D12 Chicago Cardinals	L	21 24
	375	151

1942 (11-0, 1.000)

George S. Halas – Coach	Bears	Opp
S27 @ Green Bay Packers	W	44 28
O 4 @ Cleveland Rams	W	21 7
O11 Chicago Cardinals	W	41 14
O18 New York Giants	W	26 7
O25 Philadelphia Eagles	W	45 14
Heartley "Hunk" Anderson,		
Luke Johnso – Coaches		
N 1 Detroit Lions	W	16 0
N 8 @ Brooklyn Dodgers	W	35 0
N15 Green Bay Packers	W	38 7
N22 @ Detroit Lions	W	42 0
N29 Cleveland Rams	W	47 0
D 6 @ Chicago Cardinals	W	21 7
	376	84

PLAYOFFS

D13 @ Wash. Redskins	L	6 14
----------------------	---	------

Black box indicates World Championship.



1949 (9-3, .750)

George S. Halas – Coach	Bears Opp
S25 @ Green Bay Packers	W 17 0
O 2 @ Chicago Cardinals	W 17 7
O 9 Los Angeles Rams	L 16 31
O16 Philadelphia Eagles	W 38 21
O23 @ New York Giants	L 28 35
O30 @ Los Angeles Rams	L 24 27
N 6 Green Bay Packers	W 24 3
N13 Detroit Lions	W 27 24
N20 @ Washington Redskins	W 31 21
N24 @ Detroit Lions	W 28 7
D 4 Pittsburgh Steelers	W 30 21
D11 Chicago Cardinals	W 52 21
	332 218

1950 (9-3, .750)

George S. Halas – Coach	Bears Opp
S17 @ Los Angeles Rams	W 24 20
S24 @ San Francisco 49ers	W 32 20
O 1 @ Green Bay Packers	L 21 31
O 8 Chicago Cardinals	W 27 6
O15 Green Bay Packers	W 28 14
O29 @ New York Yanks	L 27 38
N 5 @ Detroit Lions	W 35 21
N12 New York Yanks	W 28 20
N19 San Francisco 49ers	W 17 0
N26 Los Angeles Rams	W 24 14
D 3 @ Chicago Cardinals	L 10 20
D10 Detroit Lions	W 6 3
	279 207

PLAYOFFS

D17 @ Los Angeles Rams	L 14 24
------------------------	---------

1951 (7-5, .583)

George S. Halas – Coach	Bears Opp
S30 @ Green Bay Packers	W 31 20
O 7 @ Chicago Cardinals	L 14 28
O14 New York Yanks	W 24 21
O21 San Francisco 49ers	W 13 7
O28 @ Detroit Lions	W 28 23
N 4 @ Washington Redskins	W 27 0
N11 Detroit Lions	L 28 41
N18 Green Bay Packers	W 24 13
N25 @ Cleveland Browns	L 21 42
D 2 Los Angeles Rams	L 17 42
D 9 @ New York Yanks	W 45 21
D16 Chicago Cardinals	L 14 24
	286 282

1952 (5-7, .416)

George S. Halas – Coach	Bears Opp
S28 @ Green Bay Packers	W 24 14
O 5 @ Chicago Cardinals	L 10 21
O12 Dallas Texans	W 38 20
O19 San Francisco 49ers	L 16 40
O26 @ Los Angeles Rams	L 7 31
N 2 @ San Francisco 49ers	W 20 17

N 9 Green Bay Packers	L 28 41
N16 Los Angeles Rams	L 24 40
N23 Detroit Lions	W 24 23
N27 @ Dallas Texans	L 23 27
D 7 @ Detroit Lions	L 21 45
D14 Chicago Cardinals	W 10 7
	245 326

1953 (3-8-1, .273)

George S. Halas – Coach	Bears Opp
S27 @ Baltimore Colts	L 9 13
O 4 @ Green Bay Packers	W 17 13
O11 Baltimore Colts	L 14 16
O18 San Francisco 49ers	L 28 35
O25 @ Los Angeles Rams	L 24 28
N 1 @ San Francisco 49ers	L 14 24
N 8 Green Bay Packers	T 21 21
N15 @ Washington Redskins	W 27 24
N22 Detroit Lions	L 16 20
N29 Los Angeles Rams	W 24 21
D 6 @ Detroit Lions	L 7 13
D13 Chicago Cardinals	L 17 24
	218 252

1954 (8-4, .667)

George S. Halas – Coach	Bears Opp
S26 @ Detroit Lions	L 23 48
O 3 @ Green Bay Packers	W 10 3
O10 Baltimore Colts	W 28 9
O17 San Francisco 49ers	L 24 31
O24 @ Los Angeles Rams	L 38 42
O31 @ San Francisco 49ers	W 31 27
N 7 Green Bay Packers	W 28 23
N14 Cleveland Browns	L 10 39
N21 @ Baltimore Colts	W 28 13
N28 Los Angeles Rams	W 24 13
D 5 @ Chicago Cardinals	W 29 7
D12 Detroit Lions	W 28 24
	301 279

1955 (8-4, .667)

George S. Halas – Coach	Bears Opp
S25 @ Baltimore Colts	L 17 23
O 2 @ Green Bay Packers	L 3 24
O 9 San Francisco 49ers	L 19 20
O16 Baltimore Colts	W 38 10
O23 @ San Francisco 49ers	W 34 23
O30 @ Los Angeles Rams	W 31 20
N 6 Green Bay Packers	W 52 21
N13 Los Angeles Rams	W 24 3
N20 @ Detroit Lions	W 24 14
N27 @ Chicago Cardinals	L 14 53
D 4 Detroit Lions	W 21 20
D11 Philadelphia Eagles	W 17 10
	294 241

1956 (9-2-1, .818)

John "Paddy" Driscoll – Coach	Bears Opp
S30 @ Baltimore Colts	L 21 28
O 7 @ Green Bay Packers	W 37 21
O14 San Francisco 49ers	W 31 7
O21 Baltimore Colts	W 58 27
O28 @ San Francisco 49ers	W 38 21
N 4 @ Los Angeles Rams	W 35 24
N11 Green Bay Packers	W 38 14
N18 Los Angeles Rams	W 30 21
N25 @ New York Giants	T 17 17
D 2 @ Detroit Lions	L 10 42
D 9 Chicago Cardinals	W 10 3
D16 Detroit Lions	W 38 21
	363 246

PLAYOFFS

D30 @ New York Giants	L 7 47
-----------------------	--------

1957 (5-7, .417)

John "Paddy" Driscoll – Coach	Bears Opp
S29 @ Green Bay Packers	L 17 21
O 5 @ Baltimore Colts	L 10 21
O13 San Francisco 49ers	L 17 21
O20 Los Angeles Rams	W 34 26
O27 @ San Francisco 49ers	L 17 21
N 3 @ Los Angeles Rams	W 16 10
N10 Green Bay Packers	W 21 14
N17 Baltimore Colts	L 14 29
N24 @ Detroit Lions	W 27 7
D 1 Washington Redskins	L 3 14
D 8 @ Chicago Cardinals	W 14 6
D15 Detroit Lions	L 13 21
	203 211

1958 (8-4, .667)

George S. Halas – Coach	Bears Opp
S27 @ Green Bay Packers	W 34 20
O 4 @ Baltimore Colts	L 38 51
O12 San Francisco 49ers	W 28 6
O19 Los Angeles Rams	W 31 10
O26 @ San Francisco 49ers	W 27 14
N 2 @ Los Angeles Rams	L 35 41
N 9 Green Bay Packers	W 24 10
N16 Baltimore Colts	L 0 17
N23 @ Detroit Lions	W 20 7
N30 @ Pittsburgh Steelers	L 10 24
D 7 Chicago Cardinals	W 30 14
D14 Detroit Lions	W 21 16
	298 230

CHICAGO BEARS ALL-TIME RESULTS

1959 (8-4, .667)

George S. Halas – Coach	Bears Opp
S27 @ Green Bay Packers	L 6 9
O 3 @ Baltimore Colts	W 26 21
O11 Los Angeles Rams	L 21 28
O18 Baltimore Colts	L 7 21
O25 @ San Francisco 49ers	L 17 20
N 1 @ Los Angeles Rams	W 26 21
N 8 Green Bay Packers	W 28 17
N15 San Francisco 49ers	W 14 3
N22 @ Detroit Lions	W 24 14
N29 @ Chicago Cardinals	W 31 7
D 6 Pittsburgh Steelers	W 27 21
D13 Detroit Lions	W 25 14

252 196

1960 (5-6-1, .455)

George S. Halas – Coach	Bears Opp
S25 @ Green Bay Packers	W 17 14
O 2 @ Baltimore Colts	L 7 42
O 9 Los Angeles Rams	W 34 27
O16 San Francisco 49ers	W 27 10
O23 @ Los Angeles Rams	T 24 24
O30 @ San Francisco 49ers	L 7 25
N13 Baltimore Colts	L 20 24
N20 Detroit Lions	W 28 7
N27 Dallas Cowboys	W 17 7
D 4 Green Bay Packers	L 13 41
D11 @ Cleveland Browns	L 0 42
D18 @ Detroit Lions	L 0 36

194 299

1961 (8-6, .571)

George S. Halas – Coach	Bears Opp
S17 @ Minnesota Vikings	L 13 37
S23 @ Los Angeles Rams	W 21 17
O 1 @ Green Bay Packers	L 0 24
O 8 @ Detroit Lions	W 31 17
O15 Baltimore Colts	W 24 10
O22 San Francisco 49ers	W 31 0
O29 @ Baltimore Colts	W 21 20
N 5 @ Philadelphia Eagles	L 14 16
N12 Green Bay Packers	L 28 31
N19 @ San Francisco 49ers	L 31 41
N26 Los Angeles Rams	W 28 24
D 3 Detroit Lions	L 15 16
D10 Cleveland Browns	W 17 14
D17 Minnesota Vikings	W 52 35

326 302

1962 (9-5, .643)

George S. Halas – Coach	Bears Opp
S16 @ San Francisco 49ers	W 30 14
S23 @ Los Angeles Rams	W 27 23
S30 @ Green Bay Packers	L 0 49
O 7 @ Minnesota Vikings	W 13 0
O14 San Francisco 49ers	L 27 34
O21 Baltimore Colts	W 35 15
O28 @ Detroit Lions	L 3 11
N 4 Green Bay Packers	L 7 38
N11 Minnesota Vikings	W 31 30
N18 @ Dallas Cowboys	W 34 33
N25 @ Baltimore Colts	W 57 0
D 2 New York Giants	L 24 26
D 9 Los Angeles Rams	W 30 14
D16 Detroit Lions	W 3 0

321 287

1963 (11-1-2, .917)

George S. Halas – Coach	Bears Opp
S15 @ Green Bay Packers	W 10 3
S22 @ Minnesota Vikings	W 28 7
S29 @ Detroit Lions	W 37 21
O 6 Baltimore Colts	W 10 3
O13 @ Los Angeles Rams	W 52 14
O20 @ San Francisco 49ers	L 14 20
O27 Philadelphia Eagles	W 16 7
N 3 @ Baltimore Colts	W 17 7
N10 Los Angeles Rams	W 6 0
N17 Green Bay Packers	W 26 7
N24 @ Pittsburgh Steelers	T 17 17
D 1 Minnesota Vikings	T 17 17
D 8 San Francisco 49ers	W 27 17
D15 Detroit Lions	W 24 14

301 154

PLAYOFFS

D29 New York Giants	W 14 10
---------------------	---------

1964 (5-9, .357)

George S. Halas – Coach	Bears Opp
S13 @ Green Bay Packers	L 12 23
S20 @ Minnesota Vikings	W 34 28
S27 @ Baltimore Colts	L 0 52
O 4 @ San Francisco 49ers	L 21 31
O11 Los Angeles Rams	W 38 17
O18 Detroit Lions	L 0 10
O25 @ Washington Redskins	L 20 27
N 1 Dallas Cowboys	L 10 24
N 8 Baltimore Colts	L 24 40
N15 @ Los Angeles Rams	W 34 24
N22 San Francisco 49ers	W 23 21
N26 @ Detroit Lions	W 27 24
D 5 Green Bay Packers	L 3 17
D13 Minnesota Vikings	L 14 41

260 379

Black box indicates World Championship.

CHAMPIONSHIP LEADERS

The Chicago Bears rank second in the NFL in champions won with nine, trailing the Green Bay Packers who have earned 13 world championships. Both the Bears and Packers fall short of championships won by teams in various other sports, breakdown below:

Total Championship Leaders

Major League Baseball (MLB)

New York Yankees (27)

National Basketball Association (NBA)

Boston Celtics (17)

National Hockey League (NHL)

Montreal Canadiens (24)

National Football League (NFL)

Green Bay Packers (13)

NFL Championship Leaders

Green Bay Packers 13

Chicago Bears 9

New York Giants 7

Pittsburgh Steelers 6

Dallas Cowboys 5

San Francisco 49ers 5

Washington Redskins 5



1965 CHICAGO BEARS STATISTICS

Record: 9-5, .643
3rd Place, Western Conf.
Head Coach: George S. Halas

09/19	L	24-52	at San Francisco	33,211
09/25	L	28-30	at L.A. Rams	36,359
10/03	L	14-23	at Green Bay	50,852
10/10	W	31-6	L.A. RAMS	45,760
10/17	W	45-37	at Minn. Sol.	47,426
10/24	W	38-3	DETROIT	45,658
10/31	W	31-10	GREEN BAY	45,664
11/07	L	21-26	BALTIMORE	45,656
11/14	W	34-13	ST. LOUIS	45,663
11/21	W	17-10	at Detroit	51,499
11/28	W	35-14	at N.Y. Giants	62,933
12/05	W	13-0	at Baltimore	60,238
12/12	W	61-20	SAN FRANCISCO	46,278
12/19	L	17-24	MINNESOTA	46,604

Score by Period	1	2	3	4	Tot
BEARS	64	99	93	153	409
OPPONENTS	35	90	64	86	268

SCORING	TDs: Ru-Pa-R-K-PAT	FG	S	Pts
Sayers	22 14 6 2	0	132	
Leclerc	0 0 0 0	52/52	11/26	0 85
Arnett	5 5 0 0	0	30	
Bull	4 3 1 0	0	24	
J. Jones	4 0 4 0	0	24	
J. Morris	4 0 4 0	0	24	
Bukich	3 3 0 0	0	18	
Gordon	3 0 3 0	0	18	
Bivins	2 0 2 0	0	12	
Ditka	2 0 2 0	0	12	
Livingston	2 2 0 0	0	12	
Taylor	1 0 0 1	0	6	
McRae	1 0 0 1	0	6	
Whitsell	1 0 0 1	0	6	
BEARS	54 27 22 5	52/52	11/26	0 409
OPPONENTS	33 15 18 0	30/33	15/24	1 275

PUNTING	No	Yds	Avg	Net	TB	In	Lg	B
Green	58	2479	42.7					66
BEARS	58	2479	42.7					66
OPPONENTS	65	2750	42.3					NA

INTS	No	Yds	Avg	Lg	TD
Butkus	5	84	16.8	38	0
McRae	4	116	29.0	89t	1
Whitsell	4	67	16.8	32	1
Petitbon	2	22	11.0	18	0
Fortunato	2	0	0.0	0	0
Evey	1	15	15.0	15	0
Taylor	1	3	3.0	3	0
Atkins	1	0	0.0	0	0
BEARS	20	307	15.4	89t	2
OPPONENTS	12	219	18.3	NA	NA

KO RETURNS	No	Yds	Avg	Lg	TD
Sayers	21	660	31.4	96t	1
Gordon	14	242	17.3	41	0
Arnett	5	150	30.0	77	0
Livingston	2	66	33.0	66	0
Smith	1	17	17.0	17	0
Kurek	1	11	11.0	11	0
Leclerc	1	0	0.0	0	0
BEARS	52	1132	21.8	96t	1
OPPONENTS	38	921	24.3	86	1

PUNT RET.	Ret	FC	Yds	Avg	Lg	TD
Sayers	16	9	238	14.9	85t	1
Arnett	11	4	52	4.7	22	0
Smith	1	0	2	2.0	2	0
Gordon	1	0	-3	-3.0	-3	0
BEARS	29	13	289	9.9	85t	1
OPPONENTS	22	14	123	5.6	NA	NA

	Bears	Opp.
TOTAL FIRST DOWNS	257	244
Rushing	132	87
Passing	110	136
Penalty	15	21
3rd Down: Made/Att	NA	NA
3rd Down Pct.	NA	NA
4th Down: Made/Att	NA	NA
4th Down Pct.	NA	NA
TOTAL NET YARDS	4897	4268
Avg. Per Game	350	305
Total Plays	870	884
Avg. Per Play	5.6	4.8
NET YARDS RUSHING	2131	1530
Avg. Per Game	152	109
Total Rushes	479	400
NET YARDS PASSING	2766	2738
Avg. Per Game	198	196
Sacked/Yards Lost	30/254	40/348
Gross Yards	3020	3086
Att./Completions	361/201	444/217
Completion Pct.	55.7	48.9
Had Intercepted	12	20
PUNTS/AVERAGE	58/42.7	65/42.3
NET PUNTING AVG.	NA	NA
PENALTIES/YARDS	96/826	68/611
FUMBLES	33	33
TOUCHDOWNS	54	33
Rushing	27	11
Passing	22	18
Returns	5	4

RUSHING	No	Yds	Avg	Lg	TD
Sayers	166	867	5.2	61t	14
Bull	91	417	4.6	33t	3
Arnett	102	363	3.6	24t	5
Livingston	63	363	5.8	30	2
Marconi	19	47	2.5	10	0
Bukich	28	33	1.2	24	3
Wade	5	18	3.6	16	0
J. Jones	2	13	6.5	7	0
Gordon	2	10	5.0	6	0
Kurek	1	0	0.0	0	0
BEARS	479	2131	4.4	61t	27
OPPONENTS	400	1530	3.8	NA	15

RECEIVING	No	Yds	Avg	Lg	TD
J. Morris	53	846	15.9	80t	4
Ditka	36	454	12.6	44	2
Sayers	29	507	17.5	80t	6
J. Jones	21	350	16.7	54	4
Bull	16	186	11.6	41	1
Gordon	13	279	21.5	51	3
Livingston	12	134	11.2	30	0
Arnett	12	114	9.5	30	0
Bivins	4	108	27.0	52t	2
Marconi	4	43	10.8	29	0
Martin	1	-1	-1.0	-1	0
BEARS	201	3020	10.0	80t	22
OPPONENTS	150	3086	14.9	77	18

PASSING	Att	Cmp	Yds	Cmp%	Yd/Att	TD	TD%	Int	Int%	Lg	Sack/Lost	Rating
Bukich	312	176	2641	56.4	8.46	20	6.4	9	2.9	80t	25/214	93.7
Wade	41	20	204	48.8	4.98	0	0.0	2	4.9	29	5/40	43.1
Bull	3	2	63	66.7	21.00	0	0.0	0	0.0	54	0/0	109.7
Sayers	3	2	53	66.7	17.67	1	33.3	1	33.3	27	0/0	109.7
Arnett	2	1	59	50.0	29.50	1	50.0	0	0.0	59t	0/0	135.4
BEARS	361	201	3020	55.7	8.37	22	6.1	12	3.3	80t	30/254	89.8
OPPONENTS	444	217	3086	48.9	6.17	18	4.1	20	4.5	NA	40/348	63.3

Retired Numbers

The Bears have retired 13 jersey numbers, most in the NFL and two behind baseball's New York Yankees with 15. Both clubs are short of the NBA's Boston Celtics 21 retired numbers.

3	Bronko Nagurski, RB-T	42	Sid Luckman, QB
5	George McAfee, RB-DB	51	Dick Butkus, LB
7	George Halas, E	56	Bill Hewitt, E
28	Willie Galimore, RB	61	Bill George, LB
34	Walter Payton, RB	66	Clyde "Bulldog" Turner, C-LB
40	Gale Sayers, RB	77	Harold "Red" Grange, RB-DB
41	Brian Piccolo, RB		

1966 CHICAGO BEARS STATISTICS

Record: 5-7-2, .429

5th Place, Western Conf.

Head Coach: George S. Halas

09/11	L	3-14	at Detroit	52,225
09/16	L	17-31	at L.A. Rams	58,916
10/02	W	13-10	at Minnesota	47,426
10/09	W	27-17	BALTIMORE	47,452
10/16	L	0-17	GREEN BAY	48,573
10/23	W	17-10	L.A. RAMS	47,475
10/31	L	17-24	at St. Louis	49,516
11/06	T	10-10	DETROIT	47,041
11/13	T	30-30	SAN FRANCISCO	47,078
11/20	L	6-13	at Green Bay	50,861
11/27	W	23-6	ATLANTA	44,777
12/04	L	16-21	at Baltimore	60,238
12/11	L	14-41	at San Francisco	37,170
12/18	W	41-28	MINNESOTA	45,191

	Bears	Opp
TOTAL FIRST DOWNS	196	239
Rushing	96	102
Passing	85	116
Penalty	15	21
3rd Down: Made/Att	44/182	67/198
3rd Down Pct.	24.2	33.8
4th Down: Made/Att	5/13	8/14
4th Down Pct.	38.5	57.1
TOTAL NET YARDS	3699	3971
Avg. Per Game	264.2	283.6
Total Plays	801	872
Avg. Per Play	4.6	4.6
NET YARDS RUSHING	1927	1604
Avg. Per Game	137.6	114.6
Total Rushes	463	466
NET YARDS PASSING	1966	2387
Avg. Per Game	140.4	170.5
Sacked/Yards Lost	29/244	29/233
Gross Yards	2210	2620
Att./Completions	338/159	406/202
Completion Pct.	47.0	49.8
Had Intercepted	15	23
PUNTS/AVERAGE	80/41.9	71/42.4
NET PUNTING AVG.	37.9	39.9
PENALTIES/YARDS	80/714	71/686
FUMBLES/BALL LOST	26/12	35/23
TOUCHDOWNS	26	34
Rushing	12	13
Passing	10	13
Returns	4	8

Score by Period	1	2	3	4	Tot
BEARS	75	57	26	76	234
OPPONENTS	59	79	62	72	272

SCORING	TDs	Ru-Pa	R-K	PAT	FG	S	Pts
Ledercer	0	0	0	0	24/25	18/30	0 78
Sayers	12	8	2	2			0 72
Jones	5	0	5	0			0 30
Bukich	2	2	0	0			0 12
Ditka	2	0	2	0			0 12
Arnett	1	1	0	0			0 6
Fortunato	1	0	0	1			0 6
Gordon	1	0	1	0			0 6
Kurek	1	1	0	0			0 6
O'Bradovich	1	0	0	1			0 6
BEARS	26	12	10	4	24/25	18/30	0 234
OPPONENTS	34	13	13	8	32/34	12/29	0 272

RUSHING	No	Yds	Avg	Lg	TD
Sayers	229	1231	5.4	58t	8
Bull	100	318	3.2	13	0
Arnett	55	178	3.2	21	1
Kurek	52	179	3.4	12	1
Bukich	18	14	0.8	12t	2
Piccolo	3	12	4.0	5	0
Marconi	3	5	1.6	3	0
Gordon	1	2	2.0	2	0
Rakestraw	1	-5	-5.0	-5	0
Jones	1	-7	-7.0	-7	0
BEARS	463	1927	4.2	58t	12
OPPONENTS	466	1604	3.4	30	13

RECEIVING	No	Yds	Avg	Lg	TD
Sayers	34	447	13.1	80t	2
Ditka	32	378	11.8	30	2
Jones	28	504	18.0	80t	5
Bull	20	174	8.7	28	0
Gordon	15	210	14.0	40t	1
Kurek	10	178	17.8	49	0
Arnett	10	42	4.2	11	0
Morris	5	49	9.9	15	0
Allen	3	28	9.3	14	0
Bivins	2	6	3.0	4	0
BEARS	159	1966	12.4	80t	10
OPPONENTS	202	2367	11.7	84t	13

PASSING	Att	Cmp	Yds	Cmp%	Yd/Att	TD	TD%	Int	Int%	Lg	Sack/Lost	Rating
Bukich	309	147	1858	47.6	6.01	10	3.2	21	6.8	80t	26/211	49.3
Wade	21	9	79	42.9	3.76	0	0.0	1	4.8	14	0/0	33.6
Sayers	6	2	58	33.3	9.67	0	0.0	1	16.7	39	0/0	30.6
Bull	1	1	21	100.0	21.0	0	0.0	0	0.0	21	0/0	118.8
Arnett	1	0	0	00.0	0.0	0	0.0	0	0.0	0	0/0	39.6
Rakestraw	0	0	0	00.0	0.0	0	0.0	0	0.0	0	3/33	0.0
BEARS	338	159	1966	47.0	5.82	10	3.0	23	6.8	80t	29/244	47.0
OPPONENTS	406	202	2387	49.8	5.80	13	3.2	15	3.7	84t	29/233	65.5

PUNTING	No	Yds	Avg	Net	TB	In	Lg	B
Green	80	3358	41.9	37.9	4	12	69	0
BEARS	80	3358	41.9	37.9	4	12	69	0
OPPONENTS	71	3010	42.4	39.9	4	22	70	0

INTS	No	Yds	Avg	Lg	TD
Pettibon	4	34	8.5	20	0
Whitless	3	44	14.7	21	0
McRae	3	53	17.7	53	0
Taylor	1	15	15.0	15	0
Butkus	1	3	3.0	3	0
Atkins	1	3	3.0	3	0
Fortunato	1	3	3.0	3	0
Gentry	1	0	0.0	0	0
BEARS	15	155	10.3	53	0
OPPONENTS	23	426	18.5	94t	6

KO RETURNS	No	Yds	Avg	Lg	TD
Sayers	23	718	31.2	93t	2
Gordon	19	521	27.4	94	0
Arnett	2	39	19.5	25	0
Butkus	3	32	10.7	18	0
Taylor	1	3	3.0	3	0
Brown	0	28	28.0	28	0
BEARS	48	1341	27.9	94	2
OPPONENTS	49	1055	21.5	80	0

PUNT RET.	Ret	FC	Yds	Avg	Lg	TD
Arnett	15	10	58	3.9	13	0
Sayers	6	11	44	7.3	27	0
Gordon	4	2	-5	-1.3	0	0
BEARS	25	23	97	3.9	27	0
OPPONENTS	46	16	250	5.4	44t	1

BEARS STADIUM RECORD BREAKDOWN

The Bears' regular season combined record at Soldier Field (old and new) stands at 11-119-1. The Bears have also played home games at Normal Park (multiple games, 1920, 1927, 1928); Decatur (1921, victory over Rock Island); Comiskey Park (multiple games, 1922, 1924); DePaul (1925, victory over Hammond); Mills (1930, tie versus Brooklyn); Loyola (1931, victory over Cleveland); Chicago Stadium (1932, victory over Portsmouth); Dyche Stadium (1970, victory over Philadelphia); and Memorial Stadium in Champaign (2002).

- Bears record at Wrigley Field*: 221-89-22 (.699)
- Bears home record at Wrigley Field: 219-89-22 (.697)
- Bears home record at other Chicago sites: 17-7-2 (.692)
- Bears record at Soldier Field (through 2001): 140-96-1 (.593)
- Bears record at Soldier Field (since 2003): 41-23 (.641)
- Bears record at Memorial Stadium (2002): 3-5 (.375)
- Bears regular season combined home record: 420-220-25 (.650)

*Bears played the Cardinals at Wrigley as the visiting team in 1920-21



1967 CHICAGO BEARS STATISTICS

Record: 7-6-1, .538

2nd Place, Central

Head Coach: George S. Halas

09/17	L	13-41	at Pittsburgh	53,365
09/24	L	10-13	at Green Bay	50,861
10/01	W	17-7	at Minnesota	44,868
10/08	L	3-24	BALTIMORE	47,190
10/15	W	14-13	DETROIT	46,024
10/22	L	0-24	at Cleveland	83,183
10/29	L	17-28	L.A. RAMS	46,073
11/05	W	27-13	at Detroit	55,606
11/12	W	34-7	N.Y. GIANTS	46,223
11/19	W	30-3	ST. LOUIS	47,147
11/26	L	13-17	GREEN BAY	47,513
12/03	W	28-14	at San Francisco	25,613
12/10	T	10-10	MINNESOTA	40,110
12/17	W	23-14	at Atlanta	54,107

	Bears	Opp
TOTAL FIRST DOWNS	175	215
Rushing	98	91
Passing	62	98
Penalty	15	26
3rd Down: Made/Att	NA	NA
3rd Down Pct.	NA	NA
4th Down: Made/Att	NA	NA
4th Down Pct.	NA	NA
TOTAL NET YARDS	3293	3406
Avg. Per Game	235.2	243.3
Total Plays	757	789
Avg. Per Play	4.4	4.3
NET YARDS RUSHING	1852	1534
Avg. Per Game	132	110
Total Rushes	489	419
NET YARDS PASSING	1441	1875
Avg. Per Game	102.9	133.9
Sacked/Yards Lost	27/232	30/271
Gross Yards	1673	2146
Att./Completions	268/131	370/168
Completion Pct.	48.9	42.6
Had Intercepted	18	28
PUNTS/AVERAGE	79/42.9	77/41.3
NET PUNTING AVG.	NA	NA
PENALTIES/YARDS	98/953	82/782
FUMBLES/BALL LOST	25/14	23/16
TOUCHDOWNS	29	27
Rushing	12	12
Passing	9	14
Returns	8	1

Score by Period	1	2	3	4	Tot
BEARS	68	81	56	34	239
OPPONENTS	41	48	54	75	228

RUSHING	No	Yds	Avg	Lg	TD
Sayers	186	880	4.5	70	7
Piccolo	86	317	3.7	31	0
Concannon	67	279	4.2	31	3
Bull	61	176	2.9	11	0
Kurek	37	112	3.0	13	0
Rakestraw	11	42	3.8	20	2
Livingston	30	41	1.4	6	0
J. Jones	4	19	4.8	24	0
Morris	1	6	6.0	6	0
Gordon	3	-7	-2.3	9	0
Bukich	4	-13	-3.3	2	0
BEARS	489	1852	3.8	70	12
OPPONENTS	419	1534	3.7	-	12

RECEIVING	No	Yds	Avg	Lg	TD
Gordon	31	534	16.8	93	5
Morris	20	231	11.6	31	1
Bull	18	250	13.9	63	1
Sayers	16	126	7.9	32	1
Piccolo	13	103	7.9	25	0
Denney	12	113	9.4	19	0
J. Jones	7	138	19.7	34	0
Livingston	5	62	12.4	38	0
Kurek	5	30	6.0	8	0
R.Jones	3	80	26.6	41	1
Stoepeel	1	6	6.0	6	0
BEARS	131	1673	12.7	93	9
OPPONENTS	168	2146	12.8	-	14

PASSING	Att	Cmp	Yds	Cmp%	Yd/Att	TD	TD%	Int	Int%	Lg	Sack/Lost	Rating
Concannon	186	92	1260	49.5	6.77	6	3.2	14	7.5	93	19/168	50.9
Bukich	33	18	185	54.5	5.61	0	0.0	2	6.1	30	5/42	45.6
Rakestraw	44	21	228	47.7	5.18	3	6.8	2	4.5	34	2/15	67.2
Sayers	5	0	0	0.0	0.0	0	0.0	0	0.0	0	0/0	39.6
Petitbon	0	0	0	0.0	0.0	0	0.0	0	0.0	0	1/7	0.0
BEARS	268	131	1673	48.9	6.24	9	3.4	18	6.7	93	27/232	52.0
OPPONENTS	370	168	2146	45.4	5.80	14	3.8	28	7.6	-	30/271	45.2

INTS	No	Yds	Avg	Lg	TD
B. McRae	5	94	18.8	34	2
Petitbon	5	73	14.6	35	0
R. Taylor	5	19	3.8	10	0
Gentry	4	25	6.3	17	0
Buffone	3	39	13.0	22	0
Cornish	2	10	5.0	6	0
J. Taylor	1	27	27.0	27	0
Butkus	1	24	24.0	24	0
Brown	1	23	23.0	23	0
Amsler	1	0	0.0	0	0
BEARS	28	332	11.9	35	2
OPPONENTS	18	246	13.7	-	1

PUNTING	No	Yds	Avg	Net	TB	In	Lg	B
Green	79	3392	42.9					68
BEARS	79	3392	42.9					68
OPPONENTS	77	3180	41.3					NA

KO RETURNS	No	Yds	Avg	Lg	TD
Sayers	16	603	37.7	103	3
Gordon	16	397	24.8	32	0
Kurek	5	81	16.2	25	0
Dodd	3	34	11.3	24	0
Brown	2	34	17.0	17	0
J. Taylor	1	8	8.0	8	0
Kriewald	1	0	0.0	0	0
Kuechenberg	1	0	0.0	0	0
Jackson	1	0	0.0	0	0
Stoepeel	1	0	0.0	0	0
BEARS	47	1157	24.6	103	3
OPPONENTS	52	1064	20.5	-	0

PUNT RET.	Ret	FC	Yds	Avg	Lg	TD
Gordon	12	12	82	6.8	43	0
Morris	4	4	24	6.0	15	0
Sayers	3	8	80	26.7	58	1
Dodd	3	4	8	2.7	6	0
BEARS	22	28	194	8.8	58	1
OPPONENTS	41	19	168	4.1	-	0

FRANCHISE MOVES

- Detroit Lions..... known as Portsmouth Spartans prior to 1934
- Arizona Cardinals..... played in Chicago 1920-59; played in St. Louis 1960-87; known as Phoenix 1988-93
- Cleveland Browns..... suspended operations in 1996; resumed play in 1999
- Tennessee Titans..... played in Houston 1960-96; retained nickname "Oilers" through 1998
- Indianapolis Colts..... played in Baltimore prior to 1984
- New England Patriots..... played in Boston prior to 1971
- Philadelphia Eagles..... played as a merged team with Pittsburgh in 1943 (one season only)
- Pittsburgh Steelers..... known as Pirates prior to 1941; merged with Philly for 1943 season and with the Chicago Cardinals (Card-Pitt) in 1944
- Oakland Raiders..... played in Los Angeles 1982-94
- St. Louis Rams..... played in Cleveland 1937-45; in Los Angeles 1946-94
- Washington Redskins..... known as Braves prior to 1933; played in Boston prior to 1937

CHICAGO BEARS ALL-TIME RESULTS

1968 CHICAGO BEARS STATISTICS

Record: 7-7, .500

2nd Place, NFC Central

Head Coach: Jim Dooley

09/15	L	28-38	WASHINGTON	41,321
09/22	L	0-42	at Detroit	50,688
09/29	W	27-17	at Minnesota	47,644
10/6	L	7-28	at Baltimore	60,238
10/13	L	10-28	DETROIT	46,996
10/20	W	29-16	at Philadelphia	60,858
10/27	W	26-24	MINNESOTA	46,562
11/03	W	13-10	at Green Bay	50,861
11/10	W	27-19	SAN FRANCISCO	46,978
11/17	L	13-16	ATLANTA	44,214
11/24	L	3-34	DALLAS	46,667
12/01	W	23-17	at New Orleans	78,285
12/08	W	17-16	at L.A. Rams	66,368
12/15	L	27-28	GREEN BAY	46,435

Score by Period	1	2	3	4	Tot
BEARS	68	95	27	60	250
OPPONENTS	68	137	60	68	333

SCORING	Tds: Ru-Pa-R K-PAT	FG	S	Pts
Percival	0 0 0 0	25/25	25/36	0 100
Carter	4 4 0 0			0 24
Gordon	4 0 0 0			0 24
Bull	3 3 0 0			0 18
Concannon	2 2 0 0			0 12
Sayers	2 2 0 0			0 12
Piccolo	2 2 0 0			0 12
Denney	2 0 2 0			0 12
Wallace	2 0 2 0			0 12
Turner	2 0 2 0			0 12
Kurek	1 1 0 0			0 6
R. Taylor	1 0 0 1			0 6
BEARS	25 14 10 1	25/25	25/36	0 250
OPPONENTS	43 17 25 1	38/40	11/31	0 333

PUNTING	No	Yds	Avg	Net	TB	In	Lg	B
Green	27	1142	42.3					58 1
Kilgore	35	1231	35.2					50 2
Lyle	4	144	33.5					39 0
BEARS	66	2508	38.0					58 3
OPPONENTS	66	2640	40.1					63 0

INTS	No	Yds	Avg	Lg	TD
McRae	4	41	10.3	22	0
R. Taylor	3	96	32.0	96	1
Butkus	3	14	4.7	14	0
Phillips	2	23	11.5	17	0
Pettibon	2	18	9.0	18	0
Buffone	1	21	21.0	21	0
Gentry	1	7	7.0	7	0
Evey	1	6	6.0	6	0
J. Taylor	1	0	0.0	0	0
BEARS	18	226	12.6	96	1
OPPONENTS	21	260	12.4	50	1

	Bears	Opp
TOTAL FIRST DOWNS	219	240
Rushing	121	102
Passing	78	102
Penalty	20	36
3rd Down: Made/Att	NA	NA
3rd Down Pct.	NA	NA
4th Down: Made/Att	NA	NA
4th Down Pct.	NA	NA
TOTAL NET YARDS	4058	4371
Avg. Per Game	289.9	312.2
Total Plays	857	899
Avg. Per Play	4.7	4.9
NET YARDS RUSHING	2377	1704
Avg. Per Game	169.8	121.7
Total Rushes	500	427
NET YARDS PASSING	1681	2667
Avg. Per Game	135.9	171.7
Sacked/Yards Lost	24/187	30/226
Gross Yards	1868	2893
Att./Completions	343/158	333/172
Completion Pct.	46.1	51.7
Had Intercepted	18	21
PUNTS/AVERAGE	66/38.0	66/40.1
NET PUNTING AVG.	NA	NA
PENALTIES/YARDS	113/1194	91/896
FUMBLES/BALL LOST	28/12	20/16
TOUCHDOWNS	25	43
Rushing	14	17
Passing	10	25
Returns	1	1

RUSHING	No	Yds	Avg	Lg	TD
Sayers	138	856	6.2	63	2
Bull	107	472	4.4	24	3
Piccolo	123	450	3.7	19	2
Carter	48	265	5.5	31	4
Concannon	28	104	3.7	16	2
Kurek	17	95	5.6	23	1
Wallace	3	29	9.7	18	0
Lyle	4	28	7.0	26	0
Livingston	7	25	3.6	8	0
Hull	12	22	1.8	12	0
Turner	2	16	8.0	14	0
Rakestraw	9	12	1.3	7	0
Green	1	4	4.0	4	0
Denney	1	-1	-1.0	-1	0
BEARS	500	2377	4.8	63	14
OPPONENTS	427	1704	4.0	46	17

RECEIVING	No	Yds	Avg	Lg	TD
Gordon	29	477	16.5	51	4
Piccolo	28	291	10.4	44	0
Denney	23	247	10.7	46	2
Wallace	19	281	14.8	27	2
Bull	17	145	8.5	24	0
Sayers	15	117	7.8	21	0
Turner	14	208	14.9	80	2
Lyle	5	32	6.4	13	0
Kurek	4	50	12.5	23	0
Hull	4	20	5.0	9	0
BEARS	158	1681	10.6	80	10
OPPONENTS	172	2667	15.5	99	25

KO RETURNS	No	Yds	Avg	Lg	TD
Turner	20	363	18.2	33	0
Sayers	17	461	27.1	46	0
Childs	8	291	36.4	88	0
Kurek	4	48	12.0	20	0
Gordon	3	97	32.3	37	0
Wallace	3	80	26.7	42	0
Butkus	2	30	15.0	28	0
Kuechenberg	1	0	0.0	0	0
BEARS	58	1370	23.6	88	0
OPPONENTS	54	968	17.9	41	0

PUNT RET.	Ret	FC	Yds	Avg	Lg	TD
Turner	9	17	19	2.1	12	0
Wallace	6	3	27	4.5	9	0
Sayers	2	3	29	14.5	18	0
Gordon	1	1	5	5.0	5	0
Hazelton	1	0	1	1.0	1	0
BEARS	19	24	81	4.3	18	0
OPPONENTS	28	19	120	4.3	40	0

FGs	1-19	20-29	30-39	40-49	50+
Percival	7/1	6/1	5/1	6/1	1/1
BEARS	7/1	6/1	5/1	6/1	1/1
OPPONENTS	2/1	2/1	4/1	3/1	0/1
Percival: 43, 31, 33, 39, 31, 28, 15, 14, 12, 42, 21, 47, 10, 43, 42, 15, 34, 14, 20, 50, 46, 20, 20, 14, 26					
OPPONENTS: 37, 43, 30, 37, 44, 38, 19, 20, 21, 49, 19					

DEFENSE	(Top 9)	T	S	A	FF	FR	PD	Sa	Int
Butkus	127	55	NA	1	NA	NA	NA	3	
Buffone	92	34	NA	1	NA	NA	9.0	1	
Evey	52	36	NA	0	NA	NA	8.0	1	
R. Taylor	47	11	NA	0	NA	NA	3		
Phillips	35	20	NA	0	NA	NA	9.0	2	
J. Taylor	35	9	NA	1	NA	NA	NA	1	
McRae	32	9	NA	0	NA	NA	7.0	4	
Johnson	26	19	NA	0	NA	NA	5.0	0	
Cornish	23	11	NA	0	NA	NA	NA	0	
SACKS: Buffone 9.0, Phillips 9.0, Evey 8.0, McRae 7.0, Johnson 5.0									
TEAM: 30.0; OPPONENTS: 24.0									

PASSING	Att	Cmp	Yds	Cmp%	Yd/Att	TD	TD%	Int	Int%	Lg	Sack/Lost	Rating
Concannon	143	71	715	49.7	5.00	5	3.5	9	6.3	51	9/72	49.7
Carter	122	55	769	45.1	6.30	4	3.3	5	4.1	50	6/45	49.8
Rakestraw	67	30	361	44.7	5.39	1	1.5	7	10.4	80	6/49	27.2
Bukich	7	2	23	28.6	3.29	0	0.0	0	0.0	13	3/21	40.8
Sayers	2	0	0	0.0	0.00	0	0.0	0	0.0	0	0/0	39.6
Kilgore	1	0	0	0.0	0.00	0	0.0	0	0.0	0	0/0	39.6
Bull	1	0	0	0.0	0.00	0	0.0	0	0.0	0	0/0	39.6
BEARS	343	158	1868	46.1	4.90	10	2.9	21	6.1	80	24/187	45.1
OPPONENTS	333	172	2893	51.7	8.01	25	7.5	18	5.4	99	30/226	81.0

USUAL STARTERS

Offense	Defense
WR..... Dick Gordon	RE..... Lloyd Phillips
LT..... Randy Jackson	RT..... Dick Evey
LG..... George Seals	LT..... John Johnson
C..... Mike Pyle	LE..... Ed O'Bradovich
RG..... James Cadlie	WLB..... James Punell
RT..... Bob Wetoska	MLB..... Dick Butkus
TE..... Austin Denney	SLB..... Doug Buffone
WR..... Cecil Turner	RCB..... Joe Taylor
QB..... Jack Concannon	LCB..... Bennie McRae
RB..... Gale Sayers	SS..... Richie Pettibon
FB..... Ronnie Bull	FS..... Roosevelt Taylor

Team Stats	Bears	Avg
Total Yards	4058	289.9
Rushing Yards	2377	169.8
Passing Yards	1681	120.1
Points Scored	250	17.9

	Opp	Avg
Total Yards	4371	312.2
Rushing Yards	1704	121.7
Passing Yards	2667	190.5
Points Scored	333	23.8



1969 CHICAGO BEARS STATISTICS

Record: 1-13, .071

4th Place, NFC Central
Head Coach: Jim Dooley

09/21	L	0-17	at Green Bay	50,861
09/28	L	17-20	at St. Louis	50,039
10/05	L	24-28	at N. Y. Giants	62,583
10/12	L	0-31	MINNESOTA	45,757
10/19	L	7-13	at Detroit	54,732
10/26	L	7-9	L.A. RAMS	45,985
11/02	L	14-31	at Minnesota	47,900
11/09	W	38-7	PITTSBURGH	45,851
11/16	L	31-48	at Atlanta	53,722
11/23	L	21-24	BALTIMORE	45,455
11/30	L	24-28	CLEVELAND	45,050
12/06	L	21-42	at San Francisco	32,826
12/14	L	3-21	GREEN BAY	45,216
12/21	L	3-20	DETROIT	41,879

	Bears	Opp
TOTAL FIRST DOWNS	237	208
Rushing	120	89
Passing	97	98
Penalty	20	21
3rd Down: Made/Att	NA	NA
3rd Down Pct.	NA	NA
4th Down: Made/Att	NA	NA
4th Down Pct.	NA	NA
TOTAL NET YARDS	3568	3881
Avg. Per Game	255	278
Total Plays	901	769
Avg. Per Play	3.9	5.1
NET YARDS RUSHING	2078	1900
Avg. Per Game	148	136
Total Rushes	462	440
NET YARDS PASSING	1490	1981
Avg. Per Game	106	142
Sacked/Yards Lost	55/439	33/258
Gross Yards	1929	2239
Att./Completions	384/193	296/150
Completion Pct.	50.1	50.7
Had Intercepted	21	16
PUNTS/AVERAGE	76/39.0	59/41.7
NET PUNTING AVG.	NA	NA
PENALTIES/YARDS	89/940	66/612
FUMBLES/BALL LOST	27/17	21/11
TOUCHDOWNS	26	43
Rushing	14	17
Passing	11	23
Returns	1	3

PASSING	Att	Cmp	Yds	Cmp%	Yd/Att	TD	TD%	Int	Int%	Lg	Sack/Lost	Rating
Concannon	160	87	783	54.4	4.89	4	2.5	8	5.0	38	14/104	55.3
Douglass	148	68	773	45.9	5.22	5	3.4	8	5.4	48	37/312	50.9
Carter	71	36	343	50.7	4.83	2	2.8	5	7.0	41	3/20	44.5
Green	2	2	30	100.0	15.00	0	0.0	0	0.0	19	0/0	118.8
Bull	1	0	0	0.0	0.00	0	0.0	0	0.0	0	0/0	39.6
Sayers	2	0	0	0.0	0.00	0	0.0	0	0.0	0	1/3	39.6
BEARS	384	193	1929	50.1	5.02	11	2.9	21	5.5	48	55/439	51.7
OPPONENTS	296	150	2239	50.7	7.56	23	7.8	16	5.4	77	33/258	79.2

Score by Period	1	2	3	4	Tot
BEARS	30	86	57	37	210
OPPONENTS	79	88	76	96	339

SCORING	TDs: Ru-Pa-R K-PAT	FG	S	Pts
Percival	0 0 0 0	26/26	8/21	0
Sayers	8 8 0 0			48
Wallace	5 0 5 0			30
Gordon	4 0 4 0			24
Piccolo	3 2 1 0			18
Douglass	2 2 0 0			12
Concannon	1 1 0 0			6
Denney	1 0 1 0			6
Hull	1 1 0 0			6
Youngblood	1 0 0 1			6
BEARS	26 14 11 1	26/26	8/21	0
OPPONENTS	43 17 23 3	42/42	13/27	0
				339

RUSHING	No	Yds	Avg	Lg	TD
Sayers	236	1032	4.4	28	8
Douglass	51	408	8.0	39	2
Bull	44	187	4.3	16	0
Piccolo	45	148	3.3	15	2
Hull	29	81	2.8	14	1
Concannon	22	62	2.8	30	1
Montgomery	15	52	3.5	6	0
Gordon	2	28	14.0	22	0
Kurek	8	24	3.0	6	0
Carter	4	19	4.8	11	0
Green	1	17	17.0	17	0
Wallace	4	16	4.0	15	0
Denney	1	4	4.0	4	0
BEARS	462	2078	4.5	39	14
OPPONENTS	440	1900	4.3	80	17

RECEIVING	No	Yds	Avg	Lg	TD
Wallace	47	553	11.8	45	5
Gordon	36	414	11.5	41	4
Denney	22	203	9.2	29	1
Piccolo	17	143	8.4	25	1
Sayers	17	116	6.8	25	0
Bull	14	91	6.5	17	0
Simmons	13	178	13.0	48	0
Hull	12	63	5.3	29	0
Ogden	7	100	14.3	21	0
Kurek	4	30	7.5	13	0
Montgomery	2	8	4.0	6	0
Turner	1	19	19.0	19	0
Lyle	1	11	11.0	11	0
BEARS	193	1929	10.0	48	11
OPPONENTS	150	2239	14.9	77	23

PUNTING	No	Yds	Avg	Net	TB	In	Lg	B
Green	76	2964	39.0				59	0
BEARS	76	2964	39.0				59	0
OPPONENTS	59	2460	41.7				72	

INTS	No	Yds	Avg	Lg	TD
J. Taylor	3	37	12.3	23	0
Daniels	3	37	12.3	32	0
Youngblood	3	22	7.3	22	1
Butkus	2	13	6.5	11	0
Buffone	2	12	6.0	12	0
Lyle	1	10	10.0	10	0
Pride	1	1	1.0	1	0
McRae	1	0	0.0	0	0
BEARS	16	132	8.3	32	1
OPPONENTS	21	NA	NA	44	0

KO RETURNS	No	Yds	Avg	Lg	TD
Sayers	14	339	24.2	52	0
Lyle	11	248	22.5	32	0
Turner	10	326	32.6	74	0
Gordon	6	105	17.5	27	0
Kurek	4	66	16.5	20	0
Butkus	3	28	9.3	28	0
Seals	2	20	10.0	20	0
Holman	1	0	0.0	0	0
Kuechenberg	1	0	0.0	0	0
BEARS	52	1132	21.8	74	0
OPPONENTS	38	921	24.3	86	1

PUNT RET.	Ret	FC	Yds	Avg	Lg	TD
Lyle	12	1	78	6.5	27	0
Piccolo	9	5	43	4.8	15	0
Turner	8	2	32	4.0	12	0
Gordon	1	0	11	11.0	11	0
Sayers	0	1	0	0.0	0	0
BEARS	30	9	164	5.47	27	0
OPPONENTS	28	NA	106	3.75	24	0

FGs	1-19	20-29	30-39	40-49	50+
Percival	1/	3/	4/	0/	0/
BEARS	1/	3/	4/	0/	0/
OPPONENTS	3/	4/	3/	3/	0/
Percival:	34,10,37,27,35,21,25,38				
OPPONENTS:	32,24,20,46,28,23,11,48,30,17,17,43,31				

DEFENSE	T	S	A	FF	FR	PD	Sa	Int
Buffone	68	NA	NA	NA	NA	3.0	2	0
Taylor	41	30	11	NA	NA	NA	3	0
Holman	40	14	26	NA	NA	NA	NA	0
Evey	39	3	36	NA	NA	NA	6.0	0
O'Bradovich	35	14	21	NA	NA	NA	NA	0
McRae	25	20	5	NA	NA	NA	NA	1

SACKS: Evey 6.0, Buffone, 3.0
TEAM 33.0, OPPONENTS 55.0

USUAL STARTERS

Offense
WR.....Bob Wallace
LT.....Randy Jackson
LG.....George Seals
C.....Mike Pyle
RG.....James Cadlie
TE.....Rufus Mayes
TE.....Austin Denney
WR.....Dick Gordon
QB.....Bobby Douglass
RB.....Gale Sayers
FB.....Ronnie Bull

Defense
RE.....Ed O'Bradovich
RT.....Willie Holman
LT.....Frank Cornish
LE.....Dick Evey
WLB.....Rudy Kuechenberg
MLB.....Dick Butkus
SLB.....Doug Buffone
RCB.....Joe Taylor
LCB.....Bennie McRae
SS.....George Youngblood
FS.....Dick Daniels

Team Stats	Bears	Avg
Total Yards	3568	254.9
Rushing Yards	2078	148.4
Passing Yards	1490	106.4
Points Scored	210	15.0
	Opp	Avg
Total Yards	3881	277.2
Rushing Yards	1900	135.7
Passing Yards	1981	141.5
Points Scored	339	19.7

1970 CHICAGO BEARS STATISTICS

Record: 6-8, .429
3rd Place, NFC Central
Head Coach: Jim Dooley

09/19	W	24-16	at N.Y. Giants	62,936
09/27	W	20-16	PHILADELPHIA	53,643
10/05	L	14-28	at Detroit	58,210
10/11	L	0-24	MINNESOTA	45,405
10/18	L	7-20	SAN DIEGO	45,278
10/25	L	10-16	DETROIT	45,632
11/01	W	23-14	at Atlanta	58,850
11/08	L	16-37	SAN FRANCISCO	45,607
11/15	L	19-20	at Green Bay	56,263
11/22	W	31-13	BUFFALO	41,015
11/29	L	20-21	at Baltimore	60,240
12/05	L	13-16	at Minnesota	47,900
12/13	W	35-17	GREEN BAY	44,957
12/20	W	24-3	at New Orleans	63,518

	Bears	Opp
TOTAL FIRST DOWNS	179	234
Rushing	83	83
Passing	76	133
Penalty	20	18
3rd Down: Made/Att	NA	NA
3rd Down Pct.	NA	NA
4th Down: Made/Att	NA	NA
4th Down Pct.	NA	NA
TOTAL NET YARDS	2431	2925
Avg. Per Game	173.6	208.9
Total Plays	808	895
Avg. Per Play	4.0	4.5
NET YARDS RUSHING	1092	1471
Avg. Per Game	78.0	105.1
Total Rushes	353	459
NET YARDS PASSING	2173	2596
Avg. Per Game	135.9	171.7
Sacked/Yards Lost	33/258	42/329
Gross Yards	2431	2925
Att./Completions	422/210	394/233
Completion Pct.	49.8	59.1
Had Intercepted	23	17
PUNTS/AVERAGE	84/40.8	87/37.6
NET PUNTING AVG.	NA	NA
PENALTIES/YARDS	NA	NA
FUMBLES/BALL LOST	29/14	27/13
TOUCHDOWNS	28	31
Rushing	3	11
Passing	21	18
Returns	4	2

PASSING	Att	Cmp	Yds	Cmp%	Yd/Att	TD	TD%	Int	Int%	Lg	Sack/Lost	Rating
Concannon	385	194	2130	50.4	5.55	16	4.2	18	4.7	69	24/206	61.5
Douglass	30	12	218	40.0	7.27	4	13.3	3	10.0	53	7/46	65.7
Green	2	2	37	100.0	18.50	0	0.0	0	0.0	34	0/0	118.8
Bull	4	2	46	50.0	11.50	1	25.0	1	25.0	34	0/0	91.7
Nix	1	0	0	0.0	0.00	0	0.0	1	100.0	0	1/2	39.6
Lyle	0	0	0	0.0	0.00	0	0.0	0	0.0	0	1/4	-
BEARS	422	210	2431	49.8	5.76	21	5.0	23	5.5	69	33/258	61.4
OPPONENTS	394	233	2925	59.1	7.42	18	4.6	17	4.3	79	42/329	79.5

Score by Period	1	2	3	4	Tot
BEARS	82	57	37	73	256
OPPONENTS	48	60	82	78	261

SCORING	TDs: Ru-Pa-	R	K-PAT	FG	S	Pts		
Percival	0	0	0	28/28	20/34	0	88	
Gordon	13	0	13	0	0	78		
Seymour	4	0	4	0	0	24		
Turner	4	0	4	0	0	24		
Concannon	2	2	0	0	0	12		
Farmer	2	0	2	0	0	12		
Coady	1	0	1	0	0	6		
Ogden	1	0	1	0	0	6		
Shy	1	1	0	0	0	6		
BEARS	28	3	21	4	28/28	20/34	0	256
OPPONENTS	31	11	18	2	27/27	16/29	0	261

RUSHING	No	Yds	Avg	Lg	TD
Montgomery	62	229	3.7	38	0
Shy	79	227	2.9	45	1
Bull	68	214	3.2	28	0
Concannon	42	136	3.2	16	2
Hull	32	99	3.1	13	0
Sayers	23	52	2.3	15	0
Baynham	26	68	2.6	9	0
Kurek	6	24	4.0	11	0
Douglass	7	22	3.1	7	0
Gordon	4	17	4.3	7	0
Green	1	7	7.0	7	0
Turner	3	-3	-1.0	0	0
BEARS	353	1092	3.1	45	3
OPPONENTS	459	1471	3.2	23	11

RECEIVING	No	Yds	Avg	Lg	TD
Gordon	71	1026	14.5	69	13
Farmer	31	496	16.0	60	2
Wallace	15	160	10.7	33	0
Montgomery	14	75	5.4	17	0
Bull	13	60	4.6	17	0
Hull	13	44	3.4	17	0
Baynham	12	43	3.6	13	0
Shy	10	147	14.7	64	0
Hester	7	54	7.7	16	0
Seymour	6	145	24.2	53	4
Coady	6	44	7.3	14	1
Cole	3	47	15.7	34	0
Kurek	3	11	3.7	5	0
Turner	2	43	21.5	34	0
Ogden	1	6	6.0	6	1
Percival	1	19	19.0	19	0
Lyle	1	5	5.0	5	0
Sayers	1	-6	-6.0	-6	0
BEARS	210	2431	10.3	69	21
OPPONENTS	233	2925	11.1	79	18

PUNTING	No	Yds	Avg	Net	TB	In	Lg	B
Green	83	3395	40.9				56	0
Lyle	1	29	29.0				29	0
BEARS	84	3424	40.8				56	0
OPPONENTS	87	3271	37.6				62	

INTS	No	Yds	Avg	Lg	TD
Buffone	4	33	8.3	16	0
Bultkus	3	0	0.0	0	0
Taylor	2	18	9.0	18	0
Brupbacher	2	17	8.5	7	0
Clark	1	32	32.0	32	0
Davis	1	0	0.0	0	0
McRae	1	0	0.0	0	0
Seals	1	0	0.0	0	0
BEARS	17	100	5.9	32	0
OPPONENTS	23	NA	NA	43	1

KO RETURNS	No	Yds	Avg	Lg	TD
Smith	28	651	23.2	46	0
Turner	23	752	32.7	96	4
Montgomery	4	69	17.3	21	0
Bultkus	1	0	0.0	0	0
BEARS	56	1472	26.3	96	4
OPPONENTS	47	935	19.9	32	0

PUNT RET.	Ret	FC	Yds	Avg	Lg	TD
Smith	33	1	128	3.9	15	0
Cole	14	1	83	5.9	15	0
Lyle	9	3	37	4.1	10	0
Turner	1	0	0	0.0	0	0
BEARS	57	5	246	4.3	15	0
OPPONENTS	40	NA	268	6.7	76	0

FGs	1-19	20-29	30-39	40-49	50+
Percival	4/	5/	9/	1/	1/
BEARS	4/	5/	9/	1/	1/
OPPONENTS	2/	5/	2/	7/	0/
Percival:28,17,36,11,30,47,31,36,37,19,23,38,13,31,37,28,27,33,24,50					
OPPONENTS:25,20,45,42,22,43,49,31,40,17,49,21,23,10,32,47					

DEFENSE	(Top 10)	T	S	A	FF	FR	PD	SA	Int
Bultkus	132	48	84	NA	2	NA	NA	NA	3
Buffone	90	40	50	NA	0	NA	NA	NA	4
Caffey	82	41	41	NA	0	NA	NA	NA	0
Holman	79	31	48	NA	0	NA	12.0	0	0
Seals	54	22	32	NA	1	NA	5.0	1	1
Clark	44	18	26	NA	0	NA	NA	1	1
Staley	42	6	36	NA	0	NA	7.0	0	0
McRae	37	10	27	NA	0	NA	NA	1	1
Daniels	33	14	19	NA	0	NA	NA	0	0
O'Bradovich	27	19	8	NA	0	NA	8.0	0	0
SACKS: Holman 12.0, O'Bradovich 8.0, Staley 7.0, Seals 5.0									
TEAM 42.0, OPPONENTS 33.0									

HISTORY

USUAL STARTERS											
Offense						Defense					
WR.....	Dick Gordon	RE.....	Ed O'Bradovich	Team Stats	Bears	Avg					
LT.....	Randy Jackson	RT.....	Bill Staley	Total Yards	2431	173.6					
LG.....	Glen Holloway	LT.....	George Seals	Rushing Yards	1092	78.0					
C.....	Bob Hyland	LE.....	Willie Holman	Passing Yards	2173	155.2					
RG.....	James Cadlie	WLB.....	Lee Roy Caffey	Points Scored	256	18.3					
RT.....	Wayne Mass	MLB.....	Dick Bultkus								
TE.....	Rich Coady	SLB.....	Doug Buffone	Total Yards	Opp	Avg					
WR.....	George Farmer	RCB.....	Joe Taylor	Rushing Yards	1471	105.1					
QB.....	Jack Concannon	LCB.....	Bennie McRae	Passing Yards	2596	185.4					
RB.....	Ross Montgomery	SS.....	Phil Clark	Points Scored	261	18.6					
FB.....	Ronnie Bull	FS.....	Dick Daniels								



1971 CHICAGO BEARS STATISTICS

Record: 6-8, .429

3rd Place, NFC Central
Head Coach: Jim Dooley

09/19	W	17-15	PITTSBURGH	55,049
09/26	W	20-17	at Minnesota	47,900
10/03	L	3-17	at L.A. Rams	66,957
10/10	W	35-14	NEW ORLEANS	55,049
10/17	L	0-13	at San Francisco	44,133
10/24	W	28-23	at Detroit	54,418
10/31	W	23-19	DALLAS	55,049
11/07	L	14-17	GREEN BAY	55,049
11/14	W	16-15	WASHINGTON	55,049
11/21	L	3-28	DETROIT	55,049
11/29	L	3-34	at Miami	75,312
12/05	L	3-6	at Denver	51,200
12/12	L	10-31	at Green Bay	56,263
12/19	L	10-27	MINNESOTA	55,049

	Bears	Opp
TOTAL FIRST DOWNS	189	234
Rushing	75	99
Passing	99	117
Penalty	15	18
3rd Down: Made/Att	NA	NA
3rd Down Pct.	NA	NA
4th Down: Made/Att	NA	NA
4th Down Pct.	NA	NA
TOTAL NET YARDS	3336	4520
Avg. Per Game	238.3	322.9
Total Plays	857	899
Avg. Per Play	3.9	5.0
NET YARDS RUSHING	1434	2116
Avg. Per Game	102.4	151.4
Total Rushes	365	509
NET YARDS PASSING	1902	2404
Avg. Per Game	135.9	171.7
Sacked/Yards Lost	49/392	28/203
Gross Yards	2294	2607
Att./Completions	443/186	362/192
Completion Pct.	41.9	53.0
Had Intercepted	28	22
PUNTS/AVERAGE	77/40.1	66/40.8
NET PUNTING AVG.	NA	NA
PENALTIES/YARDS	78/746	78/819
FUMBLES/BALL LOST	28/18	36/23
TOUCHDOWNS	20	29
Rushing	6	14
Passing	12	12
Returns	2	3

PASSING	Att	Cmp	Yds	Cmp%	Yd/Att	TD	TD%	Int	Int%	Lg	Sack/Lost	Rating
Douglass	225	91	1164	40.4	5.17	5	2.2	15	6.7	64	30/235	37.0
Nix	137	51	760	37.2	5.55	6	4.4	10	7.3	41	10/91	40.4
Concannon	77	42	334	54.5	4.4	0	0.0	3	3.9	28	8/61	49.4
Shy	1	1	23	100.0	23.00	1	100.0	0	0.0	23t	1/5	158.3
Green	2	1	13	50.0	6.50	0	0.0	0	0.0	13	0/0	70.8
Wallace	1	0	0	0.0	0.00	0	0.0	0	0.0	0	0/0	39.6
BEARS	443	186	2294	41.9	5.18	12	2.7	28	6.3	64	49/392	41.3
OPPONENTS	362	192	2607	53.0	7.20	12	3.3	22	6.1	77	28/203	62.0

Score by Period	1	2	3	4	Tot
BEARS	34	57	25	69	185
OPPONENTS	63	96	60	57	276

SCORING	TDs: Ru-Pa-R K-PAT	FG	S	Pts
Percival	0 0 0 0	18/18	15/33	0 63
Farmer	5 0 5 0			0 30
Gordon	5 0 5 0			0 30
Douglass*	3 3 0 0	1/1		0 19
Shy	2 2 0 0			0 12
Wallace	2 0 2 0			0 12
Pinder	1 1 0 0			0 6
Brupbacher	1 0 0 1			0 6
Seals	1 0 0 1			0 6
Butkus**	0 0 0 0	1/1		0 1
BEARS	20 6 12 2	20/20	15/33	0 185
OPPONENTS	29 14 12 3	28/29	24/39	1 276

*Douglass conversion on a run

**Butkus conversion on pass from Douglass

RUSHING	No	Yds	Avg	Lg	TD
Shy	116	420	3.6	21	2
Pinder	63	311	4.9	40	1
Douglass	39	284	7.0	30	3
Grabowski	51	149	2.9	9	0
Jo. Moore	29	90	3.1	12	0
Tucker	32	82	2.6	21	0
Sayers	13	38	2.9	9	0
Buffone	1	19	19.0	19	0
Harrison	5	13	2.6	12	0
Nix	9	12	1.3	14	0
Farmer	1	11	11.0	11	0
Concannon	5	5	1.0	2	0
Wallace	1	0	0.0	0	0
BEARS	365	1434	3.9	40	6
OPPONENTS	509	2116	4.1	52	14

RECEIVING	No	Yds	Avg	Lg	TD
Farmer	46	737	16.0	64	5
Gordon	43	610	14.2	45	5
Wallace	27	400	14.8	58	2
Shy	19	163	8.6	25	0
Grabowski	17	100	5.9	25	0
Tucker	11	65	5.9	21	0
Pinder	10	51	5.1	14	0
Seymour	5	75	15.0	21	0
Thomas	3	40	13.3	28	0
Jo. Moore	2	22	11.0	18	0
Harrison	2	18	9.0	12	0
Turner	1	13	13.0	13	0
BEARS	186	2294	12.3	64	12
OPPONENTS	192	2607	13.6	77	12

PUNTING	No	Yds	Avg	Net	TB	In	Lg	B
Green	77	3088	40.1					60 0
BEARS	77	3088	40.1					60 0
OPPONENTS	66	2693	40.8					60

INTS	No	Yds	Avg	Lg	TD
Ford	5	46	9.2	24	0
Butkus	4	9	2.3	9	0
Taylor	3	69	23.0	39	0
Smith	3	48	16.0	27	0
Buffone	2	27	13.5	18	0
Brupbacher	2	34	17.0	34	0
Lyle	1	29	29.0	29	0
Gunn	1	5	5.0	5	0
Jeter	1	0	0.0	0	0
BEARS	22	267	12.1	39	0
OPPONENTS	28	445	16.6	89	1

KO RETURNS	No	Yds	Avg	Lg	TD
Turner	31	639	20.6	40	0
Smith	26	671	25.8	41	0
Butkus	2	15	7.5	12	0
BEARS	59	1325	22.5	41	0
OPPONENTS	32	188	25.6	102t	1

PUNT RET.	Ret	FC	Yds	Avg	Lg	TD
Smith	26	4	194	7.5	43	0
Turner	9	5	63	7.0	21	0
Lyle	1	0	5	5.0	5	0
BEARS	36	9	262	7.4	43	0
OPPONENTS	31	22	172	5.5	38	0

FGS	1-19	20-29	30-39	40-49	50+
Percival	4/	1/	5/	5/	0/
BEARS	4/	1/	5/	5/	0/
OPPONENTS	6/	9/	6/	3/	0/

Percival: 33,45,36,44,38,35,15,42,9,41,15,34,12,22

OPPONENTS: 32,29,42,14,23,9,15,28,49,29,10,22,30,12,37,9,27,43,35,37,33,27,25,27

DEFENSE (Top 10)	T	S	A	FF	FR	PD	Sa	Int
Butkus	117	68	49	3	3	NA	1.0	4
Holman	79	38	41	5	2	NA	9.0	4
Buffone	76	67	9	2	1	NA	1.0	2
Seals	74	59	15	0	1	NA	8.0	0
Brupbacher	61	50	11	3	3	NA	0.0	2
Smith	51	26	25	2	1	NA	0.0	3
O'Bradovich	49	30	19	2	1	NA	7.0	0
Ford	47	26	21	2	1	NA	0.0	5
Taylor	47	13	34	0	1	NA	0.0	3
Staley	37	20	17	0	1	NA	0.0	0

SACKS: Holman 9.0, Seals 8.0, O'Bradovich 7.0, McGee 2.0, Buffone 1.0, Butkus 1.0

TEAM 28.0, OPPONENTS 49.0

USUAL STARTERS

Offense	Defense
WR.....Dick Gordon	RE.....Ed O'Bradovich
LT.....Randy Jackson	RT.....Bill Staley
LG.....Glen Holloway	LT.....George Seals
C.....Rich Coody	LE.....Willie Holman
RG.....James Cadlie	WLB.....Ross Brupbacher
RT.....Steve Wright	MLB.....Dick Butkus
TE.....Bob Wallace	SLB.....Doug Buffone
WR.....George Farmer	RCB.....Joe Taylor
QB.....Bobby Douglass	LCB.....Charlie Ford
RB.....Don Shy	SS.....Ron Smith
FB.....Jim Grabowski	FS.....Jerry Moore

RANKINGS

Team Stats	Bears	Avg	Rank
Total Yards.....	3336	238.3	-
Rushing Yards.....	1434	102.4	23
Passing Yards.....	1902	135.9	18
Points Scored.....	185	13.2	25
	Opp	Avg	Rank
Total Yards.....	4520	322.9	-
Rushing Yards.....	2116	151.6	19
Passing Yards.....	2404	171.7	20
Points Scored.....	276	19.7	12

CHICAGO BEARS ALL-TIME RESULTS

1972 CHICAGO BEARS STATISTICS

Record: 4-9-1, .321
4th Place, NFC Central
Head Coach: Abe Gibron

09/17	L	21-37	ATLANTA	55,701
09/24	T	13-13	L.A. RAMS	55,701
10/01	L	24-38	DETROIT	55,701
10/08	L	17-20	at Green Bay	56,263
10/15	W	17-0	at Cleveland	72,339
10/23	W	13-10	MINNESOTA	55,701
10/29	W	27-10	at St. Louis	50,464
11/05	L	0-14	at Detroit	54,418
11/12	L	17-23	GREEN BAY	55,701
11/19	L	21-34	SAN FRANCISCO	55,701
11/26	L	3-13	CINCINNATI	55,701
12/03	L	10-23	at Minnesota	49,784
12/10	W	21-12	at Philadelphia	65,720
12/17	L	21-28	at Oakland	54,711

	Bears	Opp.
TOTAL FIRST DOWNS	190	224
Rushing	124	96
Passing	54	108
Penalty	12	20
3rd Down: Made/Att	62/181	76/192
3rd Down Pct.	34.3	39.6
4th Down: Made/Att	NA	NA
4th Down Pct.	NA	NA
TOTAL NET YARDS	3468	3923
Avg. Per Game	247.7	280.2
Total Plays	773	841
Avg. Per Play	4.5	4.7
NET YARDS RUSHING	2360	1751
Avg. Per Game	168.6	125.1
Total Rushes	536	476
NET YARDS PASSING	1108	2172
Avg. Per Game	79.1	155.1
Sacked/Yards Lost	32/175	23/173
Gross Yards	1283	2345
Att./Completions	205/78	342/180
Completion Pct.	38.0	52.6
Had Intercepted	13	21
PUNTS/AVERAGE	67/41.2	62/41.2
NET PUNTING AVG.	NA	NA
PENALTIES/YARDS	74/574	69/644
FUMBLES/BALL LOST	40/22	37/14
TOUCHDOWNS	27	31
Rushing	15	11
Passing	9	16
Returns	3	4

PASSING	Att	Cmp	Yds	Cmp%	Yd/Att	TD
Douglass	198	75	1246	37.9	6.29	9
Green	2	1	23	50.0	11.50	0
Huarte	5	2	14	40.0	2.80	0
BEARS	205	78	1283	38.0	6.26	9
OPPONENTS	342	180	2345	52.6	6.86	16

Score by Period	1	2	3	4	Tot
BEARS	35	43	54	93	225
OPPONENTS	76	100	53	46	275

SCORING	TDs: Ru-Pa-R-K-PAT	FG	S	Pts				
Percival	0	0	0	0	26/26	12/24	0	62
Douglass	8	8	0	0			0	48
Thomas	4	0	3	1			0	24
Harrison	3	2	1	0			0	18
Pinder	3	3	0	0			0	18
Farmer	2	0	2	0			0	12
Parsons	1	0	1	0			0	6
Seymour	1	0	1	0			0	6
Lawson	1	1	0	0			0	6
Kosins	1	0	1	0			0	6
Smith	1	0	1	0			0	6
Shy	1	1	0	0			0	6
Brupbacher	0	0	1	0			0	6
Butkus*	0	0	0	0	1/1		0	6
BEARS	27	15	9	3	27/27	12/24	0	225
OPPONENTS	31	11	16	4	30/31	19/26	1	275

*Butkus conversion from Douglass

RUSHING	No	Yds	Avg	Lg	TD
Douglass	141	968	6.9	75t	8
Harrison	167	622	3.7	19	2
Shy	91	342	3.8	22	1
Pinder	87	300	3.4	19	3
Lawson	33	106	3.2	14	1
Bulks	1	28	28.0	28	0
Thomas	5	13	2.6	8	0
Kosins	3	5	1.7	3	0
Turner	3	0	0.0	11	0
Parsons	1	0	0.0	0	0
Huarte	1	-2	-2.0	-2	0
Seymour	1	-9	-9.0	-9	0
Farmer	2	-13	-6.5	-2	0
BEARS	536	2360	4.4	75t	15
OPPONENTS	476	1751	3.7	45t	11

RECEIVING	No	Yds	Avg	Lg	TD
Thomas	20	365	18.3	44	3
Farmer	14	380	27.1	85t	2
Seymour	10	165	16.5	35t	1
Shy	10	109	10.9	28	0
Lawson	8	120	15.0	40	0
Harrison	8	30	3.8	20	1
Turner	3	71	23.7	36	0
Kosins	2	15	7.5	8	1
Pinder	1	13	13.0	13	0
Wallace	1	9	9.0	9	0
Parsons	1	6	6.0	6t	1
BEARS	78	1283	16.5	85t	9
OPPONENTS	180	2345	13.0	64t	16

PUNTING	No	Yds	Avg	Net	TB	In	Lg	B	
Green	67	2758	41.2					58	0
BEARS	67	2758	41.2					58	0
OPPONENTS	62	2668	43.0					64	1

INTS	No	Yds	Avg	Lg	TD
Ford	7	104	14.9	43	0
Taylor	4	0	0.0	0	0
Butkus	2	19	9.5	14	0
Jeter	2	0	0.0	0	0
Lyle	2	52	26.0	35	0
Buffone	1	0	0.0	0	0
Brupbacher	1	11	11.0	11	0
Je. Moore	1	5	5.0	5	0
Smith	1	2	2.0	2	0
BEARS	21	193	9.2	43	0
OPPONENTS	13	104	8.0	NA	1

KO RETURNS	No	Yds	Avg	Lg	TD
Smith	30	924	30.8	94t	1
Turner	16	409	25.6	57	0
Clemons	2	53	26.5	27	0
Holloway	1	28	28.0	28	0
Butkus	1	15	15.0	15	0
Pinder	1	14	14.0	14	0
Horton	1	3	3.0	3	0
Thomas*	0	82	0.0	82t	1
BEARS	52	1528	29.4	94t	2
OPPONENTS	42	1025	24.4	89	0

*Thomas took handoff from Smith at STL (10/29)

PUNT RET.	Ret	FC	Yds	Avg	Lg	TD
Smith	26	3	163	6.3	29	0
Clemons	2	3	15	7.5	10	0
BEARS	28	6	178	6.4	29	0
OPPONENTS	24	26	126	5.3	32	0

FGs	1-19	20-29	30-39	40-49	50+
Percival	6/6	3/4	2/4	1/9	0/1
BEARS	6/6	3/4	2/4	1/9	0/1
OPPONENTS	4/4	7/8	6/8	1/3	1/3

Percival:() (45N,19G,45G)(15G,41N)(12G,48N,51N)(8G)(21G,20G)(30N,12G,32G)(35N,49N)(45N,38G)(48N)(9G)(45N,27G)() (23N,46N)

OPPONENTS:(22G,39G,36G)(20G,45G,47N)(35G)(26G,34N,37G)() (21G,27N)(15G)() (51G,21G,21G) () (14G,39N,39G)(9G,14G,14G,30N)(33G,43N,54N)

DEFENSE (Top 10)	T	S	A	FF	FR	PD	SA	Int
Butkus	190	106	84	NA	4	NA	1.0	2
Buffone	158	96	62	NA	0	NA	1.0	1
Brupbacher	122	66	56	NA	1	NA	3.0	1
Osborne	82	54	28	NA	2	NA	5.0	0
Ford	64	50	14	NA	1	NA	1.0	7
Smith	58	44	14	NA	0	NA	0.0	1
McGee	72	39	33	NA	0	NA	2.0	0
Taylor	45	38	7	NA	0	NA	0.0	4
Rice	53	34	19	NA	1	NA	3.0	0
DeLong	50	28	22	NA	0	NA	3.0	0

SACKS: Osborne 5.0, Brupbacher 3.0, DeLong 3.0, Rice 3.0, Gunn 2.0, Horton 2.0, McGee 2.0, Buffone 1.0, Butkus 1.0, Line 1.0

TEAM 23.0, OPPONENTS 32.0

HISTORY

USUAL STARTERS											
Offense						Defense					
WR.....	Jim Seymour					RE.....	Steve DeLong				
LT.....	Randy Jackson					RT.....	Bill Line				
LG.....	Glen Holloway					LT.....	Jim Osborne				
C.....	Rich Coady					LE.....	Tony McGee				
RG.....	Bob Newton					WLB.....	Ross Brupbacher				
RT.....	Bob Asher					MLB.....	Dick Butkus				
TE.....	Earl Thomas					SLB.....	Doug Buffone				
WR.....	George Farmer					RCB.....	Joe Taylor				
QB.....	Bobby Douglass					LCB.....	Charlie Ford				
RB.....	Cyril Pinder/Don Shy					SS.....	Ron Smith				
FB.....	Jim Harrison					FS.....	Jerry Moore				

RANKINGS			
Team Stats	Bears	Avg	Rank
Total Yards.....	3468.....	247.7	-
Rushing Yards.....	2360.....	168.6	-
Passing Yards.....	1108.....	79.1	26
Points Scored.....	225.....	16.1	21

	Opp	Avg	Rank
Total Yards.....	3923.....	280.2	-
Rushing Yards.....	1751.....	125.1	8
Passing Yards.....	2172.....	155.1	11
Points Scored.....	275.....	19.6	15



1973 CHICAGO BEARS STATISTICS

Record: 3-11, .214

4th Place, NFC Central

Head Coach: Abe Gibron

09/16	L	17-20	DALLAS	50,955
09/23	L	13-22	MINNESOTA	52,035
09/30	W	33-14	at Denver	51,159
10/07	L	16-21	at New Orleans	56,561
10/14	L	6-46	at Atlanta	47,342
10/21	L	10-13	NEW ENGLAND	47,643
10/28	W	35-14	HOUSTON	43,755
11/04	W	31-17	at Green Bay	53,231
11/12	L	7-19	at Kansas City	70,664
11/18	L	7-30	DETROIT	48,625
11/25	L	13-31	at Minnesota	46,430
12/02	L	0-26	L.A. RAMS	47,620
12/09	L	7-40	at Detroit	41,729
12/16	L	0-21	GREEN BAY	29,157

	Bears	Opp
TOTAL FIRST DOWNS	193	247
Rushing	97	138
Passing	77	90
Penalty	19	19
3rd Down: Made/Att	68/209	64/196
3rd Down Pct.	32.5	32.7
4th Down: Made/Att	NA	NA
4th Down Pct.	NA	NA
TOTAL NET YARDS	3129	4183
Avg. Per Game	223.5	298.8
Total Plays	848	898
Avg. Per Play	3.7	4.7
NET YARDS RUSHING	1907	2509
Avg. Per Game	136.2	179.2
Total Rushes	496	563
NET YARDS PASSING	1222	1674
Avg. Per Game	87.3	119.6
Sacked/Yards Lost	49/395	32/304
Gross Yards	1617	1978
Att./Completions	303/136	303/156
Completion Pct.	44.9	51.5
Had Intercepted	16	14
PUNTS/AVERAGE	86/39.8	66/40.6
NET PUNTING AVG.	NA	NA
PENALTIES/YARDS	86/817	77/672
FUMBLES/BALL LOST	40/27	35/19
TOUCHDOWNS	22	37
Rushing	11	19
Passing	8	17
Returns	3	1

PASSING	Att	Cmp	Yds	Cmp%	Yd/Att	TD	TD%	Int	Int%	Lg	Sack/Lost	Rating
Douglass	174	81	1057	46.6	6.07	5	2.9	7	4.0	63	27/215	59.0
Hill	1	1	35	100.0	35.00	0	0.0	0	0.0	35	0/0	118.8
Huff	126	54	525	42.9	4.17	3	2.4	8	6.3	291	22/180	36.6
Garrett	1	0	0	0.0	0.00	0	0.0	0	0.0	0	0/0	39.6
Thomas	1	0	0	0.0	0.00	0	0.0	1	100.0	0	0/0	0.0
BEARS	303	136	1617	44.9	5.34	8	2.6	16	5.3	63	49/395	48.5
OPPONENTS	303	156	1978	51.5	6.53	17	5.6	14	4.6	541	32/304	71.6

Score by Period	1	2	3	4	Tot
BEARS	40	50	58	47	201
OPPONENTS	50	120	75	89	334

SCORING	TDs: Ru-Pa-R-K-PAT	FG	S	Pts				
Roder	0	0	0	11/11	8/16	0	35	
Douglass	5	5	0	0	0	0	30	
Garrett	5	5	0	0	0	0	30	
Percival	0	0	0	10/11	6/8	0	28	
Thomas	4	0	4	0	0	0	24	
Harrison	3	1	2	0	0	0	18	
Hill	2	0	0	2	0	0	12	
Butkus	1	0	0	1	0	0	6	
Farmer	1	0	1	0	0	0	6	
Parsons	1	0	1	0	0	0	6	
BEARS	22	11	8	3	21/22	14/24	0	195
OPPONENTS	37	19	17	1	35/37	25/38	1	334

RUSHING	No	Yds	Avg	Lg	TD
Garrett	175	655	3.8	35	5
Douglass	94	525	5.6	42	5
Harrison	100	370	3.7	17	1
Moore	58	191	3.3	25	0
Lawson	24	70	2.9	12	0
Kosins	24	65	2.7	7	0
Huff	11	22	2.0	8	0
Farmer	1	8	8.0	8	0
Sanderson	3	8	2.7	6	0
Thomas	1	5	5.0	5	0
Parsons	2	2	1.0	5	0
Hill	3	-14	-4.7	5	0
BEARS	496	1907	3.8	42	11
OPPONENTS	563	2509	4.5	53	19

RECEIVING	No	Yds	Avg	Lg	TD
Thomas	24	343	14.3	38	4
Garrett	23	292	12.7	39	0
Harrison	21	200	9.5	44	2
Farmer	15	219	14.6	25	1
Cotton	13	186	14.3	63	0
Hill	10	119	11.9	18	0
Lawson	9	60	6.7	21	0
Reynolds	7	127	18.1	30	0
Sanderson	5	23	4.6	9	0
Kosins	4	8	2.0	10	0
Moore	3	17	5.7	6	0
Parsons	2	23	11.5	17	1
BEARS	136	1617	11.9	63	8
OPPONENTS	156	1978	12.7	541	17

PUNTING	No	Yds	Avg	Net	TB	In	Lg	B
Green	82	3321	40.5					62
Parsons	4	106	26.5					33
BEARS	86	3427	39.8					62
OPPONENTS	66	2671	40.5					63

INTS	No	Yds	Avg	Lg	TD
Lyle	5	62	12.4	24	0
Buffone	3	22	7.3	22	0
Ford	2	50	25.0	41	0
Clemmons	2	30	15.0	30	0
Butkus	1	0	0.0	0	0
Ellis	1	12	12.0	12	0
BEARS	14	176	12.6	41	0
OPPONENTS	16	NA	20.9	NA	1

KO RETURNS	No	Yds	Avg	Lg	TD
Hill	27	637	23.6	951	1
Garrett	16	486	30.4	67	0
Turner	8	127	15.9	84	0
Sanderson	2	44	22.0	25	0
Cotton	2	15	7.5	13	0
Parsons	2	15	7.5	15	0
Thomas*	0	12	0.0	12	0
Holloway	1	8	8.0	8	0
Osborne	1	0	0.0	0	0
BEARS	59	1344	22.8	951	1
OPPONENTS	33	813	24.7	84	0

* Thomas took handoff from Hill at NO (10/7)

PUNT RET.	Ret	FC	Yds	Avg	Lg	TD
Hill	36	6	204	5.7	72	1
Moore	1	0	0	0.0	0	0
BEARS	37	6	204	5.5	72	1
OPPONENTS	40	26	294	7.4	42	0

FGs	1-19	20-29	30-39	40-49	50+
Percival	4/4	0/0	2/3	0/1	0/0
Roder	1/1	2/2	1/3	4/7	0/3
BEARS	5/5	2/2	3/6	4/8	0/3
OPPONENTS	6/6	6/6	8/12	5/12	0/2
Percival: (33G)(36N.31G.12G)(12G.10G)(10G.45N)					
Roder: (47N)(47G.42G)(56N.17G.40G.28G)(51N)					
(30G)(42N.37N)(43G.24G.49B)(39N)(54N)					
OPPONENTS: (25G.36B.11G)(41G.48N.25G,					
14G.11G.35G)(41N.34N.33N.39N)(32G.32G.33G)					
(32G.11G.43N)(25G)(47G.17G.43G.42G.51N)(26G,					
41N)(41G.45N)(52N.30G.16G.39G.26G)(36G.37G,					
48N)(32N)					

DEFENSE (Top 10)	T	S	A	FF	FR	PD	Sa	Int
Chambers	132	101	31	NA	2	NA	9.0	0
Clemmons	115	91	24	NA	1	NA	0.0	2
Buffone	102	83	19	NA	1	NA	1.0	3
Lyle	88	72	16	NA	1	NA	0.0	5
Butkus	90	64	26	NA	1	NA	0.0	1
Osborne	70	52	18	NA	1	NA	10.0	0
Rives	68	60	8	NA	1	NA	1.0	0
Taylor	67	54	13	NA	0	NA	0.0	0
McGee	61	48	13	NA	4	NA	1.0	0
Clark	54	43	11	NA	1	NA	0.0	0
SACKS: Osborne 10.0, Chambers 9.0, Tom 5.0,								
Hrivnak 2.0, Buffone 1.0, Gunn 1.0, Holman 1.0,								
McGee 1.0, Rice 1.0, Rives 1.0								
TEAM 32.0, OPPONENTS 49.0								

USUAL STARTERS

Offense	Defense
WR..... Earl Thomas	RE..... Mel Tom
LT..... Randy Jackson	RT..... Wally Chambers
LG..... Glen Holloway	LT..... Jim Osborne
C..... Rich Coady	LE..... Tony McGee
RG..... Bob Newton	WLB..... Bob Pifferini
RT..... Bob Asher	MLB..... Dick Butkus
TE..... Craig Cotton	SLB..... Doug Buffone
WR..... George Farmer	RCB..... Joe Taylor
QB..... Bobby Douglass	LCB..... Charlie Ford
RB..... Carl Garrett	SS..... Craig Clemmons
FB..... Jim Harrison	FS..... Garry Lyle

RANKINGS

Team Stats	Bears	Avg	Rank
Total Yards	3129	223.5	5
Rushing Yards	1907	136.2	15
Passing Yards	1222	87.3	24
Points Scored	195	13.9	24
	Opp	Avg	Rank
Total Yards	4183	298.8	-
Rushing Yards	2509	179.2	25
Passing Yards	1674	119.6	6
Points Scored	334	23.9	20

CHICAGO BEARS ALL-TIME RESULTS

1974 CHICAGO BEARS STATISTICS

Record: 4-10, .286

4th Place, NFC Central

Head Coach: Abe Gibron

09/15	W	17-9	DETROIT	55,202
09/22	L	21-23	N.Y. JETS	55,753
09/29	L	7-11	at Minnesota	46,619
10/06	W	24-10	NEW ORLEANS	55,753
10/13	L	10-13	at Atlanta	58,850
10/21	W	10-9	GREEN BAY	55,753
10/27	L	6-16	at Buffalo	80,024
11/03	L	0-17	MINNESOTA	55,753
11/10	L	3-20	at Green Bay	48,273
11/17	L	0-34	SAN FRANCISCO	55,753
11/24	L	17-34	at Detroit	47,376
12/01	W	16-13	N.Y. GIANTS	55,753
12/08	L	21-28	at San Diego	36,997
12/15	L	0-42	at Washington	54,395

	Bears	Opp
TOTAL FIRST DOWNS	203	231
Rushing	92	104
Passing	96	102
Penalty	15	25
3rd Down: Made/Att	66/218	68/203
3rd Down Pct.	30.3	33.5
4th Down: Made/Att	NA	NA
4th Down Pct.	NA	NA
TOTAL NET YARDS	3200	3818
Avg. Per Game	228.6	272.7
Total Plays	866	873
Avg. Per Play	3.7	4.4
NET YARDS RUSHING	1480	1739
Avg. Per Game	105.7	123.6
Total Rushes	434	519
NET YARDS PASSING	1720	2079
Avg. Per Game	122.9	149.1
Sacked/Yards Lost	36/359	25/171
Gross Yards	2079	2250
Att./Completions	396/185	329/174
Completion Pct.	46.7	52.9
Had Intercepted	22	18
POINTS/AVERAGE	91/37.7	77/38.5
NET PUNTING AVG.	88/37.0	77/32.2
PENALTIES/YARDS	88/679	74/601
FUMBLES/BALL LOST	35/15	28/14
TOUCHDOWNS	18	33
Rushing	10	17
Passing	8	12
Returns	0	4

PASSING	Att	Cmp	Yds	Cmp%	Yd/Att	TD	TD%	Int	Int%	Lg	Sack/Lost	Rating
Huff	283	142	1663	50.2	5.88	6	2.1	17	6.0	73t	24/260	40.9
Douglass	100	41	387	41.0	3.87	2	2.0	4	4.0	40	9/69	42.4
Barnes	9	2	29	22.2	3.22	0	0.0	1	11.1	24	3/30	0.9
Parsons	1	0	0	0.0	0.0	0	0.0	0	0.0	0	0/0	39.6
Hill	1	0	0	0.0	0.0	0	0.0	0	0.0	0	0/0	39.6
Hodgins	1	0	0	0.0	0.0	0	0.0	0	0.0	0	0/0	39.6
Rather	1	0	0	0.0	0.0	0	0.0	0	0.0	0	0/0	39.6
BEARS	396	185	2079	46.7	5.25	8	2.0	22	5.6	73	36/359	46.5
OPPONENTS	329	174	2250	52.9	6.84	12	3.6	18	5.5	69	25/171	64.0

Score by Period	1	2	3	4	OT	Tot
BEARS	40	27	34	51	0	152
OPPONENTS	44	102	49	84	0	279

SCORING	TDs: Ru-Pa-R	K-PAT	FG	S	Pts			
Roder	0	0	0	17/18	9/13	0	44	
Rather	3	0	3	0	0	0	18	
Grandberry	2	2	0	0	0	0	12	
Huff	2	2	0	0	0	0	12	
Garrett	2	1	1	0	0	0	12	
Harrison	1	1	0	0	0	0	6	
Douglass	1	1	0	0	0	0	6	
Kosins	1	1	0	0	0	0	6	
Williams	1	1	0	0	0	0	6	
C. Taylor	1	1	0	0	0	0	6	
Hill	1	0	1	0	0	0	6	
Parsons	1	0	1	0	0	0	6	
Wade	1	0	1	0	0	0	6	
Wheeler	1	0	1	0	0	0	6	
BEARS	18	10	8	0	17/18	9/13	0	152
OPPONENTS	33	17	12	4	29/33	16/23	2	279

RUSHING	No	Yds	Avg	Lg	TD
Grandberry	144	475	3.3	31	2
Garrett	96	346	3.6	19	1
Douglass	36	229	6.4	17	1
Williams	74	218	2.9	12	1
Harrison	36	94	2.6	16	1
Huff	23	37	1.6	11	2
Kosins	8	30	3.8	12	1
Barnes	1	19	19.0	19	0
C. Taylor	9	18	2.0	9	1
Gagnon	1	15	15.0	15	0
Rather	2	10	5.0	14	0
Hodgins	1	3	3.0	3	0
Rives	1	2	2.0	2	0
Pagac	1	-1	-1.0	-1	0
Wade	1	-15	-15.0	-15	0
BEARS	434	1480	3.4	31	10
OPPONENTS	519	1739	3.4	66	17

RECEIVING	No	Yds	Avg	Lg	TD
Wade	39	683	17.5	73t	1
Grandberry	30	212	7.1	40	0
Rather	29	400	13.8	59	3
Williams	25	167	6.7	13	0
Garrett	16	132	8.3	20	1
Kelly	8	100	12.5	24	0
Hill	7	109	15.6	28	1
Pagac	6	79	13.2	24	0
Wheeler	5	59	11.8	19	1
Farnier	5	45	9.0	17	0
Harrison	5	38	7.6	14	0
Gagnon	4	20	5.0	16	0
C. Taylor	3	23	7.6	8	0
Parsons	2	9	4.5	5	1
Kosins	1	3	3.0	3	0
BEARS	185	2079	11.2	73t	8
OPPONENTS	174	2250	12.9	69	12

PUNTING	No	Yds	Avg	Net	TB	In	Lg	B
Parsons	90	3408	37.8					59 1
Barnes	1	27	27.0					27 0
BEARS	91	3435	37.7					59 1
OPPONENTS	77	2961	38.5					61 0

INTS	No	Yds	Avg	Lg	TD
Clemons	4	84	21.0	37	0
Lyle	3	57	19.0	36	0
Ellis	3	32	10.7	19	0
Montgomery	2	56	28.0	33	0
Knox	2	26	13.0	21	0
Bryant	2	11	5.5	11	0
J. Taylor	1	27	27.0	27	0
Buffone	1	0	0.0	0	0
BEARS	18	293	16.3	37	0
OPPONENTS	22	225	10.2	44	1

KO RETURNS	No	Yds	Avg	Lg	TD
C. Taylor	27	567	21.0	38	0
Grandberry	22	568	25.8	60	0
Pagac	3	53	17.6	21	0
Gagnon	2	32	16.0	16	0
Van Valkenburg	1	20	20.0	20	0
Gallagher	1	16	16.0	16	0
Kinney	1	0	0.0	0	0
BEARS	57	1256	22.0	69	0
OPPONENTS	35	700	20.0	33	0

PUNT RET.	Ret	FC	Yds	Avg	Lg	TD
Hill	33	NA	183	5.5	15	0
Knox	5	NA	35	7.0	12	0
Van Valkenburg	4	NA	22	5.5	14	0
Hodgins	2	NA	8	4.0	8	0
BEARS	44	NA	248	5.6	15	0
OPPONENTS	58	NA	633	10.9	95t	1

FGs	1-19	20-29	30-39	40-49	50+
Roder	0/0	4/5	3/5	2/3	0/0
BEARS	0/0	4/5	3/5	2/3	0/0
OPPONENTS	0/1	5/6	9/11	2/3	0/2
Roder:	(29G)(46N)(0)(30G)(37G)(23G)(42G,28G)(0)(44G,20N,36N)(33N)(38G)(24G)(0)				
OPPONENTS:	(53N)(19B,39G)(32G,31N)(23N,21G)(35G,31G)(34G,33G,36G)(47G,55N,36N,25G,36G)(23G)(45G,24G)(42B)(22G,32G)(0)(0)				

DEFENSE	T	S	A	FF	FR	PD	Sa	Int
Buffone	132	98	34	NA	NA	NA	0.0	1
Clemons	120	88	32	NA	NA	NA	0.0	4
Gunn	117	80	37	NA	NA	NA	1.0	0
Chambers	113	79	34	NA	NA	NA	6.0	0
Bryant	110	69	41	NA	NA	NA	3.0	2
Lyle	107	79	28	NA	NA	NA	0.0	3
Ellis	96	80	16	NA	NA	NA	0.0	3
Osborne	91	67	24	NA	NA	NA	3.0	0
J. Taylor	68	51	17	NA	NA	NA	0.0	1
Rives	65	37	28	NA	NA	NA	1.0	0
SACKS:	Chambers 6.0, Tom 4.0, Osborne 3.0, Bryant 3.0, Harris 2.0, Hrivnak 2.0, Gunn 1.0, Hultz 1.0, Knox 1.0, Rives 1.0, Gallagher 1.0							
TEAM	25.0	OPPONENTS	36.0					

USUAL STARTERS

Offense	Defense
WR.....Charles Wade	RE.....G. Hrivnak / M. Tom
LT.....Lionel Antoine	RT.....Wally Chambers
LG.....Ernie Janet	LT.....Jim Osborne
C.....Rich Coody	LE.....Dave Gallagher
RG.....Bob Newton	WLB.....Jimmy Gunn
RT.....Bob Asher	MLB.....D. Rives / W. Bryant
TE.....Fred Pagac	SLB.....Doug Buffone
WR.....Bo Rather	RCB.....Joe Taylor
QB.....Gary Huff	LCB.....Allan Ellis
RB.....Ken Grandberry	SS.....Craig Clemons
FB.....Perry Williams	FS.....Garry Lyle

RANKINGS

Team Stats	Bears	Avg	Rank
Total Yards	3200	228.6	
Rushing Yards	1480	105.7	23
Passing Yards	1720	122.9	23
Points Scored	152	10.9	25
	Opp	Avg	Rank
Total Yards	3818	272.7	
Rushing Yards	1739	123.6	18
Passing Yards	2079	149.1	19
Points Scored	279	19.9	17



1975 CHICAGO BEARS STATISTICS

Record: 4-10, .286

T-3rd Place, NFC Central

Head Coach: Jack Pardee

09/21	L	7-35	BALTIMORE	54,152
09/28	W	15-13	PHILADELPHIA	54,392
10/05	L	3-28	at Minnesota	48,446
10/12	L	7-27	at Detroit	74,032
10/19	L	3-34	at Pittsburgh	47,579
10/27	L	9-13	MINNESOTA	57,455
11/02	L	13-46	MIAMI	57,455
11/09	W	27-14	GREEN BAY	57,455
11/16	L	3-31	at San Francisco	47,484
11/23	L	10-38	at L.A. Rams	64,979
11/30	L	7-28	at Green Bay	56,267
12/07	W	25-21	DETROIT	53,234
12/14	L	20-34	ST. LOUIS	53,169
12/21	W	42-17	at New Orleans	51,142

	Bears	Opp
TOTAL FIRST DOWNS	190	282
Rushing	74	118
Passing	99	143
Penalty	17	21
3rd Down: Made/Att	53/198	87/222
3rd Down Pct.	26.8	39.2
4th Down: Made/Att	NA	NA
4th Down Pct.	NA	NA
TOTAL NET YARDS	3492	4576
Avg. Per Game	249.4	326.9
Total Plays	829	981
Avg. Per Play	4.2	4.7
NET YARDS RUSHING	1653	2070
Avg. Per Game	118.1	147.9
Total Rushes	441	547
NET YARDS PASSING	1839	2506
Avg. Per Game	131.4	179.0
Sacked/Yards Lost	32/330	35/319
Gross Yards	2169	2825
Att./Completions	356/191	399/208
Completion Pct.	53.7	52.1
Had Intercepted	23	13
PUNTS/AVERAGE	94/39.0	86/41.4
NET PUNTING AVG.	NA	NA
PENALTIES/YARDS	100/881	78/723
FUMBLES/BALL LOST	35/17	29/14
TOUCHDOWNS	22	48
Rushing	11	25
Passing	9	22
Returns	2	1

PASSING	Att	Cmp	Yds	Cmp%	Yd/Att	TD	TD%	Int	Int%	Lg	Sack/Lost	Rating
Avellini	126	67	942	53.2	7.48	6	4.8	11	8.7	57	13/144	57.4
Huff	205	114	1083	55.6	5.28	3	1.5	9	4.4	49	16/168	57.1
Douglass	20	8	87	40.0	4.35	0	0.0	2	10.0	34	2/13	14.0
Adamle	2	2	57	100.0	28.50	0	0.0	0	0.0	44	1/5	119.0
Grim	1	0	0	0.0	0.00	0	0.0	0	0.0	0	0/0	39.6
Parsons	1	0	0	0.0	0.00	0	0.0	0	0.0	0	0/0	39.6
Payton	1	0	0	0.0	0.00	0	0.0	0	100.0	0	0/0	0.0
BEARS	356	191	2169	53.7	4.74	9	2.5	23	6.5	57	32/330	47.9
OPPONENTS	399	208	2825	52.1	5.92	22	5.5	13	3.3	79	35/319	74.8

Score by Period	1	2	3	4	OT	Total
BEARS	37	45	49	60	0	191
OPPONENTS	65	137	72	105	0	379

SCORING	TDs	RU-Pa-R	K-PAT	FG	S	Pts		
B. Thomas	0	0	0	0	18/22	13/22	0	57
Payton	7	7	0	0	0	0	42	
Latta	3	0	3	0	0	0	18	
Grim	2	0	2	0	0	0	12	
Rather	2	0	2	0	0	0	12	
Edwards	1	0	1	0	0	0	6	
Parsons	1	0	1	0	0	0	6	
Douglass	1	1	0	0	0	0	6	
Adamle	1	1	0	0	0	0	6	
Harper	1	1	0	0	0	0	6	
Avellini	1	1	0	0	0	0	6	
Clemons	1	0	1	0	0	0	6	
Livers	1	0	0	1	0	0	6	
Hartenstine	0	0	0	0	0	1	2	
BEARS	22	11	9	2	18/22	13/22	1	191
OPPONENTS	48	25	12	2	47/48	14/18	1	379

RUSHING	No	Yds	Avg	Lg	TD
Payton	196	679	3.5	54	7
Harper	100	453	4.5	32	1
Adamle	94	353	3.8	21	1
Edwards	27	73	2.7	16	0
Douglass	5	34	6.8	18	1
Musso	6	33	5.5	16	0
Rather	4	24	6.0	18	0
Huff	5	7	1.4	10	0
Avellini	4	-3	-0.8	1	1
BEARS	441	1653	3.7	54	11
OPPONENTS	547	2070	3.8	43	25

RECEIVING	No	Yds	Avg	Lg	TD
Rather	39	685	17.6	54	2
Payton	33	213	6.5	40	0
Grim	28	374	13.4	57	2
Harper	27	191	7.1	27	0
Latta	16	202	12.6	34	3
Adamle	15	111	7.4	25	0
Parsons	13	184	14.2	28	1
Edwards	11	86	7.8	14	1
Schubert	5	68	13.6	16	0
Farmer	2	32	16.0	17	0
Jackson	1	17	17.0	17	0
Sevy	1	6	6.0	6	0
BEARS	191	2169	11.4	57	9
OPPONENTS	208	2825	13.6	79	22

PUNTING	No	Yds	Avg	Net	TB	In	Lg	B
Parsons	93	3625	39.0				60	0
Payton	1	39.0	39.0				39	0
BEARS	94	3664	39.0				60	0
OPPONENTS	86	3560	41.4				62	0

INTS	No	Yds	Avg	Lg	TD
Clemons	2	109	54.5	76t	1
Plank	2	50	25.0	29	0
Livers	2	40	20.0	20t	1
Ellis	2	4	2.0	4	0
Babinecz	1	15	15.0	15	0
Buffone	1	12	12.0	12	0
Gunn	1	5	5.0	5	0
Gersbach	1	4	4.0	4	0
Ely	1	2	2.0	2	0
BEARS	13	241	18.5	76t	2
OPPONENTS	23	235	10.2	38	2

KO RETURNS	No	Yds	Avg	Lg	TD
Livers	27	529	19.6	34	0
Payton	14	444	31.7	70	0
Douthitt	13	333	25.6	64	0
Schubert	9	146	16.2	25	0
Knox	5	67	13.4	21	0
Harper	4	67	16.8	18	0
Adamle	1	27	27.0	27	0
Vactor	1	25	25.0	25	0
Rather	1	6	6.0	6	0
BEARS	75	1644	21.9	70	0
OPPONENTS	43	893	20.8	88	0

PUNT RET.	Ret	FC	Yds	Avg	Ln	TD
Livers	42	0	456	10.9	39	0
Schubert	6	1	33	5.5	16	0
Payton	3	1	23	7.7	12	0
Knox	1	0	0	0.0	0	0
Vactor	0	1	0	0.0	0	0
BEARS	52	3	512	9.8	39	0
OPPONENTS	49	20	303	6.2	34	0

FGs	1-19	20-29	30-39	40-49	50+
B. Thomas	0/0	3/7	5/6	4/7	1/2
BEARS	0/0	3/7	5/6	4/7	1/2
OPPONENTS	2/2	3/3	4/6	4/4	1/3
B. Thomas:	(0)(44G,24G,26G)(46G)(32G,43N)(43B)(20B,27G,31G)(34G,25N,48G)(27B,33G)(55G)(36G,49N,41G,27B)(51N)(35N)				
OPPONENTS:	(0)(44G,43G)(0)(35N)(37G,18G)(52G,46G)(39G,32G,35G)(0)(23G,51N)(27G)(0)(33N)(40G,29G)(50N,19G)				

DEFENSE (Top 10)	T	S	A	FF	FR	PD	Sa	Int
Plank	123	74	49	1	0	8	1.0	2
Bryant	112	74	38	0	3	5	0.0	0
Chambers	108	80	28	1	0	4	14.0	0
Buffone	99	65	34	5	1	7	0.0	1
Clemons	98	72	26	1	3	16	0.0	2
Ely	91	54	37	0	1	4	0.0	1
Stillwell	67	42	25	0	0	0	6.0	0
Hartenstine	61	36	25	1	2	3	5.0	0
Ellis	51	36	15	0	0	15	0.0	2
Osborne	47	34	14	3	0	0	7.0	0
SACKS:	Chambers 14.0, Osborne 7.0, Stillwell 6.0, Hartenstine 5.0, Harris 1.0, Plank 1.0, Team 1.0							
TEAM	35.0	OPPONENTS	32.0					

USUAL STARTERS

Offense	Defense
WR.....Bob Grim	RE.....Richard Harris
LT.....Lionel Antoine	RT.....Wally Chambers
LG.....Noah Jackson	LT.....Roger Stillwell
C.....Dan Peiffer	LE.....Mike Hartenstine
RG.....Mark Nordquist	WLB.....Waymond Bryant
RT.....Jeff Sevy	MLB.....Larry Ely
TE.....Bob Parsons	SLB.....Doug Buffone
WR.....Bo Rather	RCB.....V. Livers/N. Wilson
QB.....Gary Huff	LCB.....Allan Ellis
RB.....W. Payton/M. Adamle	SS.....Doug Plank
FB.....Roland Harper	FS.....Craig Clemons

RANKINGS

Team Stats	Bears	Avg	Rank
Total Yards.....	3492	249.4	-
Rushing Yards.....	1653	118.1	22
Passing Yards.....	1839	131.4	23
Points Scored.....	191	13.6	24
	Opp	Avg	Rank
Total Yards.....	4576	326.9	-
Rushing Yards.....	2070	147.9	17
Passing Yards.....	2506	179.0	22
Points Scored.....	379	27.1	25

CHICAGO BEARS ALL-TIME RESULTS

1976 CHICAGO BEARS STATISTICS

Record: 7-7, .500
2nd Place, NFC Central
Head Coach: Jack Pardee

09/12	W	10-3	DETROIT	57,359
09/19	W	19-12	at San Francisco	46,699
09/26	L	0-10	ATLANTA	56,969
10/03	W	33-7	WASHINGTON	57,359
10/10	L	19-20	at Minnesota	48,446
10/17	L	12-20	at L.A. Rams	76,651
10/24	L	21-31	at Dallas	64,902
10/31	W	14-13	MINNESOTA	57,359
11/07	L	27-28	OAKLAND	57,359
11/14	W	24-13	GREEN BAY	57,359
11/21	L	10-14	at Detroit	80,638
11/28	W	16-10	at Green Bay	56,267
12/05	W	34-7	at Seattle	64,735
12/12	L	14-28	DENVER	57,359

	Bears	Opp
TOTAL FIRST DOWNS	201	249
Rushing	115	103
Passing	67	128
Penalty	19	18
3rd Down: Made/Att	70/212	80/222
3rd Down Pct.	33.0	36.0
4th Down: Made/Att	NA	NA
4th Down Pct.	NA	NA
TOTAL NET YARDS	3843	4201
Avg. Per Game	274.5	300.1
Total Plays	880	971
Avg. Per Play	4.4	4.3
NET YARDS RUSHING	2363	1984
Avg. Per Game	168.8	141.7
Total Rushes	578	522
NET YARDS PASSING	1480	2217
Avg. Per Game	105.7	158.4
Sacked/Yards Lost	24/225	49/395
Gross Yards	1705	2612
Att./Completions	278/123	401/200
Completion Pct.	44.2	49.9
Had Intercepted	15	24
PUNTS/AVERAGE	100/37.3	85/36.3
NET PUNTING AVG.	100/37.1	85/31.0
PENALTIES/YARDS	114/984	87/699
FUMBLES/BALL LOST	24/13	37/23
TOUCHDOWNS	31	25
Rushing	20	10
Passing	9	15
Returns	2	0

PASSING	Att	Cmp	Yds	Cmp%	Yd/Att	TD	TD%	Int	Int%	Lg	Sack/Lost	Rating
Avellini	271	118	1580	43.5	5.83	8	3.0	15	5.5	63	24/225	49.7
Carter	5	3	77	60.0	15.40	1	20.0	0	0.0	25t	0/0	145.0
Parsons	2	2	48	100.0	24.00	0	0.0	0	0.0	50t	0/0	119.0
BEARS	278	123	1705	44.2	6.13	9	3.2	15	5.4	63	24/225	52.6
OPPONENTS	401	200	2612	49.9	6.51	15	3.7	24	6.0	75	49/395	58.1

Score by Period	1	2	3	4	OT	Tot
BEARS	69	47	99	38	0	253
OPPONENTS	23	80	34	79	0	216

SCORING	TDs: Ru-Pa-R-K-PAT	FG	S	Pts
Payton	13 13 0 0		0	78
B. Thomas	0 0 0 0	27/31 12/25	0	63
Scott	6 0 6 0		0	36
Musso	4 4 0 0		1	26
Harper	3 2 1 0		0	18
Adamele	1 0 1 0		1	8
Avellini	1 1 0 0		0	6
Hartenstine	1 0 0 1		0	6
Burks	1 0 1 0		0	6
Ellis	1 0 0 1		0	6
BEARS	31 20 9 2	27/31 12/25	2	215
OPPONENTS	25 10 15 0	13/25 25/25	0	216

RUSHING	No	Yds	Avg	Lg	TD
Payton	311	1390	4.5	60	13
Harper	147	625	4.3	28	2
Musso	57	200	3.5	11	4
Adamele	33	93	2.8	12	0
Avellini	18	58	3.2	15	1
Schreiber	4	15	3.8	11	0
Rather	1	4	4.0	4	0
Parsons	1	2	2.0	2	0
Carter	1	0	0.0	0	0
Scott	2	-4	-2.0	3	0
Latta	2	-8	-4.0	-3	0
Baschnagel	1	-12	-12.0	-12	0
BEARS	578	2363	4.1	60	20
OPPONENTS	522	1984	3.8	31	10

RECEIVING	No	Yds	Avg	Lg	TD
Harper	29	291	10.0	39	1
Scott	26	512	19.7	63	6
Latta	18	254	14.1	58	0
Payton	15	149	9.9	34	0
Baschnagel	13	226	17.4	58	0
Rather	5	33	6.6	7	0
Schubert	4	74	18.5	25	0
Adamele	4	28	7.0	12	1
Musso	4	26	6.5	9	0
Shanklin	2	32	16.0	35	0
Burks	1	55	55.0	55t	1
Schreiber	1	16	16.0	16	0
Parsons	1	9	9.0	9	0
BEARS	123	1705	13.9	63	9
OPPONENTS	200	2612	13.1	75	15

PUNTING	No	Yds	Avg	Net	TB	In	Lg	B
Parsons	99	3726	37.6	32.2	8	20	62	1
BEARS	100	3726	37.3	32.2	8	20	62	1
OPPONENTS	85	3085	36.3	31.0	9	17	69	

INTS	No	Yds	Avg	Lg	TD
Brupbacher	7	49	7.0	25	0
Ellis	6	47	7.8	22	1
Plank	4	31	7.8	15	0
Livers	3	34	11.3	18	0
Bryant	2	6	3.0	3	0
Clemons	1	28	28.0	28	0
Chambers	1	8	8.0	8	0
Hartenstine	0	12	12.0	12	1
BEARS	24	215	9.0	28	2
OPPONENTS	15	213	14.2	67	0

KO RETURNS	No	Yds	Avg	Lg	TD
Baschnagel	29	754	26.0	48	0
Adamele	11	179	16.3	30	0
Harper	6	119	19.8	30	0
Livers	1	14	14.0	14	0
Musso	2	18	9.0	17	0
Schubert	1	3	3.0	3	0
Payton	1	0	0.0	0	0
BEARS	51	1087	21.3	48	0
OPPONENTS	54	969	17.9	38	0

PUNT RET.	Ret	FC	Yds	Avg	Lg	TD
Livers	28	0	205	7.3	51	0
Schubert	11	5	60	5.5	14	0
Baschnagel	2	1	2	1.0	3	0
Adamele	1	0	2	2.0	2	0
Knox	1	0	0	0.0	0	0
BEARS	43	6	269	6.3	51	0
OPPONENTS	44	20	346	7.9	45	0

FGs	1-19	20-29	30-39	40-49	50+
B. Thomas	0/0	3/3	4/6	5/11	0/5
BEARS	0/0	3/3	4/6	5/11	0/5
OPPONENTS	1/1	7/8	2/8	3/7	0/1
B. Thomas	(51N, 27G)	(45N, 35G)	(45N)	(47G, 34G, 39G, 35G)	(52N, 50N, 42G, 48N, 42N)
(40N)	(33N, 31N)	(46G)	(52N, 46G)	(42G, 25G, 22G)	(45N, 51N)
OPPONENTS	(27G, 31N)	(21G)	(38N, 38N, 49N, 38N, 45G)	(0)29G, 39G)	(44G, 52N, 37G)
(22G)	(24G, 24G)	(43N)	(37N, 19G, 27G)	(48N)	(45G, 40N, 31N)
(0)	(27N)				

DEFENSE (Top 10)	T	S	A	FF	FR	PD	SA	Int
Rives	165	112	53	3	2	5	3	0
Clemons	130	94	36	2	1	6	0	0
Plank	130	90	40	4	4	12	0	0
Bryant	115	80	35	2	2	7	3	0
Chambers	102	80	22	3	0	1	8	0
Hartenstine	86	56	30	1	3	5	3	0
Osborne	79	59	20	2	0	2	15	0
Rydalch	70	53	17	1	1	0	7	0
Brupbacher	65	45	20	1	3	10	15	7
Ellis	64	58	6	1	0	11	0	0
SACKS:	Osborne 15.0, Chambers 8.0, Rydalch 7.0, Stillwell 5.5, Bryant 3.0, Hartenstine 3.0, Rives 3.0, Meyers 2.5, Brupbacher 1.5, Berry 0.5							
TEAM	49.0, OPPONENTS 24.0							

HISTORY

USUAL STARTERS											
Offense						Defense					
WR.....	Brian Baschnagel	RE.....	Roger Stillwell	Team Stats		BEARS		Rankings			
LT.....	Lionel Antoine	RT.....	Wally Chambers	Total Yards.....	3843	Avg.....	274.5	Rank.....	-		
LG.....	Noah Jackson	LT.....	Jim Osborne	Rushing Yards.....	2362	168.8	6				
C.....	Dan Neal	LE.....	Mike Hartenstine	Passing Yards.....	1480	105.7	28				
RG.....	Revie Sorey/Jeff Sevy	WLB.....	Waymond Bryant	Points Scored.....	253	18.1	17				
RT.....	Jeff Sevy/Dennis Lick	MLB.....	Don Rives								
TE.....	Greg Latta	SLB.....	Ross Brupbacher	Total Yards.....	4201	300.1	-				
WR.....	James Scott	RCB.....	Virgil Livers	Rushing Yards.....	1984	141.7	13				
QB.....	Bob Avellini	LCB.....	Allan Ellis	Passing Yards.....	2217	158.4	22				
RB.....	Walter Payton	SS.....	Doug Plank	Points Scored.....	216	15.4	8				
FB.....	Roland Harper	FS.....	Craig Clemons								



1977 CHICAGO BEARS STATISTICS

Record: 9-5, .643

2nd Place, NFC Central

Head Coach: Jack Pardee

09/18	W	30-20	DETROIT	57,359
09/25	L	13-16	at St. Louis	51,392
10/02	L	24-42	NEW ORLEANS	57,359
10/10	W	24-23	L.A. RAMS	57,359
10/16	L	16-22	ot at Minnesota	48,446
10/23	L	10-16	ATLANTA	57,359
10/30	W	26-0	at Green Bay	56,267
11/06	L	0-47	at Houston	51,177
11/13	W	28-27	KANSAS CITY	57,359
11/20	W	10-7	MINNESOTA	57,359
11/24	W	31-14	at Detroit	75,185
12/04	W	10-0	at Tampa Bay	50,284
12/11	W	21-10	GREEN BAY	57,359
12/18	W	12-9	ot at N.Y. Giants	76,626
PLAYOFFS				
12/26	L	7-37	at Dallas	64,758

	Bears	Opp
TOTAL FIRST DOWNS	247	241
Rushing	141	124
Passing	94	106
Penalty	12	11
3rd Down: Made/Att	NA	NA
3rd Down Pct.	NA	NA
4th Down: Made/Att	NA	NA
4th Down Pct.	NA	NA
TOTAL NET YARDS	4655	4285
Avg. Per Game	332.5	306.1
Total Plays	930	947
Avg. Per Play	5.0	4.5
NET YARDS RUSHING	2811	2158
Avg. Per Game	200.8	154.1
Total Rushes	599	544
NET YARDS PASSING	1844	2127
Avg. Per Game	131.7	151.9
Sacked/Yards Lost	26/226	27/207
Gross Yards	2070	2334
Att./Completions	305/161	377/182
Completion Pct.	52.8	48.3
Had Intercepted	18	18
PUNTS/AVERAGE	82/39.4	93/39.1
NET PUNTING AVG.	82/35.1	93/31.7
PENALTIES/YARDS	97/852	83/671
FUMBLES/BALL LOST	36/17	27/13
TOUCHDOWNS	31	27
Rushing	18	14
Passing	11	7
Returns	2	6

PASSING	Att	Cmp	Yds	Cmp%	Yd/Att	TD	TD%	Int	Int%	Lg	Sack/Lost	Rating
Avellini	293	154	2004	52.6	6.84	11	3.8	18	6.1	75t	23/200	61.7
Parsons	4	4	61	100.0	15.25	0	0.0	0	0.0	32	0/0	119.0
Phipps	5	3	5	60.0	1.00	0	0.0	0	0.0	10	3/26	64.6
Harper	2	0	0	0.0	0.00	0	0.0	0	0.0	0	0/0	39.0
Baschnagel	1	0	0	0.0	0.00	0	0.0	0	0.0	0	0/0	39.0
BEARS	305	161	2070	52.8	6.79	11	3.6	18	5.9	75	26/226	61.8
OPPONENTS	377	182	2334	48.3	6.19	7	1.9	18	4.8	85	27/207	54.5

Score by Period	1	2	3	4	OT	Tot
BEARS	50	56	37	109	3	255
OPPONENTS	60	73	37	77	6	253

SCORING	TDs: Ru-Pa-R-K-PAT	FG	S	Pts
Payton	16 14 2 0	0/0	0/0	96
B. Thomas	0 0 0 0	27/30	14/27	0 69
Latta	4 0 4 0			24
Scott	3 0 3 0			18
Musso	2 2 0 0			12
Rather	2 0 2 0			12
Schubert	1 0 0 1			6
Baschnagel	1 0 0 1			6
Avellini	1 1 0 0			6
Earl	1 1 0 0			6
BEARS	31 18 11 2	27/30	14/27	0 255
OPPONENTS	27 14 7 6	26/26	21/29	0 253

RUSHING	No	Yds	Avg	Lg	TD
Payton	339	1852	5.5	73	14
Harper	120	457	3.8	19	0
Earl	56	233	4.2	34	1
Musso	37	132	3.6	13	2
Avellini	37	109	2.9	21	1
Best	6	20	3.3	6	0
Scott	1	10	10.0	10	0
Baschnagel	1	0	0.0	0	0
Evans	1	0	0.0	0	0
Rather	1	-2	-2.0	-2	0
BEARS	599	2811	4.7	73	18
OPPONENTS	544	2158	4.0	61	14

RECEIVING	No	Yds	Avg	Lg	TD
Scott	50	809	16.2	72t	3
Payton	27	269	10.0	75t	2
Latta	26	335	12.9	37t	4
Harper	19	142	7.5	34	0
Rather	17	294	17.3	42	2
Schubert	8	119	14.9	32	0
Earl	6	32	5.3	10	0
Baschnagel	4	50	12.5	25	0
Musso	3	13	4.3	21	0
Rivera	1	7	7.0	7	0
BEARS	161	2070	12.9	75t	11
OPPONENTS	182	2334	12.8	85	7

PUNTING	No	Yds	Avg	Net	TB	In	Lg	B
Parsons	80	3232	40.4	35.1	7	17	58	2
BEARS	82	3232	39.4	35.1	7	17	58	2
OPPONENTS	93	3636	39.1	31.7	11	22	69	0

INTS	No	Yds	Avg	Lg	TD
Ellis	6	23	3.8	11	0
Fencik	4	33	8.3	23	0
Plank	4	32	8.0	20	0
Livers	2	29	14.5	29	0
Buffone	1	12	12.0	12	0
Hicks	1	9	9.0	9	0
BEARS	18	138	7.7	29	0
OPPONENTS	18	171	9.5	57	1

KO RETURNS	No	Yds	Avg	Lg	TD
Baschnagel	23	557	24.2	84t	1
Evans	13	253	19.5	30	0
Best	6	127	21.2	29	0
Musso	5	100	20.0	33	0
Walterscheid	3	59	19.7	22	0
Harper	3	44	14.7	22	0
Payton	2	95	47.5	68	0
Earl	2	38	19.0	25	0
BEARS	57	1275	22.3	84t	1
OPPONENTS	52	1010	19.4	85t	1

PUNT RET.	Ret	FC	Yds	Avg	Lg	TD
Schubert	31	10	291	9.4	70t	1
Walterscheid	6	1	59	9.8	14	0
Livers	6	1	46	7.7	21	0
Baschnagel	3	2	54	18.0	42	0
Plank	1	0	21	21.0	21	0
BEARS	47	14	471	10.0	70t	1
OPPONENTS	42	15	216	5.1	37	0

FGs	1-19	20-29	30-39	40-49	50+
B. Thomas	0/0	6/9	6/10	2/6	0/2
BEARS	0/0	6/9	6/10	2/6	0/2
OPPONENTS	2/2	8/9	8/10	3/7	0/1
B. Thomas:	39N,35G,23G,29G,21G,33G,47N,38G,41N,40G,47G,20G,44N,39N,29N,37G,56N,31N,39G,29N,53N,32G,44N,32G,23N,36N,28G				

DEFENSE (Top 10)	T	S	A	FF	FR	PD	Sa	Int
Fencik	133	93	40	1	0	7	0	0
Rives	89	61	28	0	0	1	0	0
Bryant	85	63	22	1	2	2	1	5
Rydalch	77	54	23	1	1	1	9.5	0
Plank	71	43	28	0	0	4	1.0	4
Buffone	67	48	19	0	0	5	1.0	1
Livers	56	45	11	0	1	16	0.0	2
Hartenstine	55	34	21	1	3	4	1.0	0
Ellis	51	47	4	0	0	13	0.0	6
Osborne	49	32	17	0	0	0	4.0	0

SACKS: Rydalch 9.5, Newsome 5.0, Osborne 4.0, Sevy 2.0, Bryant 1.5, Buffone 1.0, Hartenstine 1.0, Meyers 1.0, Muckensturm 1.0, Plank 1.0
TEAM 27.0, OPPONENTS 26.0

USUAL STARTERS

Offense	Defense
WR.....Bo Rather	RE.....Billy Newsome
LT.....Ted Albrecht	RT.....Ron Rydalch
LG.....Noah Jackson	LT.....Jim Osborne
C.....Dan Peiffer	LE.....Mike Hartenstine
RG.....Revie Sorey	WLB.....Waymond Bryant
RT.....Dennis Lick	MLB.....Tom Hicks
TE.....Greg Latta	SLB.....Doug Buffone
WR.....James Scott	RCB.....Virgil Livers
QB.....Bob Avellini	LCB.....Allan Ellis
RB.....Walter Payton	SS.....Gary Fencik
FB.....Roland Harper	FS.....Doug Plank

Team Stats	Bears	Avg
Total Yards	4655	332.5
Rushing Yards	2811	200.8
Passing Yards	1844	131.7
Points Scored	255	18.2
	Opp	Avg
Total Yards	4285	306.1
Rushing Yards	2158	154.1
Passing Yards	2127	151.9
Points Scored	253	18.1

CHICAGO BEARS ALL-TIME RESULTS

1978 CHICAGO BEARS STATISTICS

Record: 7-9, .438
T-3rd Place, NFC Central
Head Coach: Neill Armstrong

09/03	W	17-10	ST. LOUIS	52,791
09/10	W	16-13	at San Francisco	49,502
09/17	W	19-0	at Detroit	65,982
09/25	L	20-24	MINNESOTA	53,561
10/01	L	19-25	at OAKLAND	52,848
10/08	L	14-24	at Green Bay	55,352
10/16	L	7-16	at Denver	75,008
10/22	L	19-33	at Tampa Bay	68,146
10/29	L	17-21	DETROIT	53,378
11/05	L	29-31	SEATTLE	50,697
11/12	L	14-17	at Minnesota	43,286
11/19	W	13-7	ATLANTA	46,022
11/26	W	14-3	TAMPA BAY	42,373
12/04	L	7-40	at San Diego	48,492
12/10	W	14-0	GREEN BAY	34,306
12/16	W	14-10	at Washington	49,774

	Bears	Opp
TOTAL FIRST DOWNS	262	282
Rushing	136	128
Passing	99	134
Penalty	27	20
3rd Down: Made/Att	89/248	75/240
3rd Down Pct.	35.9	31.3
4th Down: Made/Att	NA	NA
4th Down Pct.	NA	NA
TOTAL NET YARDS	4459	4680
Avg. Per Game	278.7	292.5
Total Plays	1020	1044
Avg. Per Play	4.4	4.5
NET YARDS RUSHING	2526	2174
Avg. Per Game	157.9	135.9
Total Rushes	634	568
NET YARDS PASSING	1933	2506
Avg. Per Game	120.8	156.6
Sacked/Yards Lost	34/288	40/351
Gross Yards	2221	2857
Att./Completions	352/186	436/239
Completion Pct.	52.8	54.8
Had Intercepted	28	17
PUNTS/AVERAGE	96/37.0	97/35.4
NET PUNTING AVG.	96/32.2	97/30.4
PENALTIES/YARDS	101/958	101/800
FUMBLES/BALL LOST	22/8	32/16
TOUCHDOWNS	29	33
Rushing	19	15
Passing	7	16
Returns	3	2

PASSING	Att	Cmp	Yds	Cmp%	Yd/Att	TD	Int
Avellini	264	141	1718	53.4	6.51	5	2
Phipps	83	44	465	53.0	5.60	2	2
Evans	3	1	38	33.3	12.67	0	0
Parsons	1	0	0	0.0	0.00	0	0
Harper	1	0	0	0.0	0.00	0	0
BEARS	352	186	2221	52.8	6.31	7	7
OPPONENTS	436	239	2857	54.8	6.55	16	16

Score by Period	1	2	3	4	OT	Tot
BEARS	30	55	93	75	0	253
OPPONENTS	71	69	47	81	6	274

SCORING	TDs	Ru-Pa	R-K	PAT	FG	S	Pts	
B. Thomas	0	0	0	0	26/29	17/22	0	77
Payton	11	11	0	0			0	66
Harper	8	6	2	0			0	48
Scott	5	0	5	0			0	30
Avellini	2	2	0	0			0	12
Spivey	1	0	0	1			0	6
Livers	1	0	0	1			0	6
Schubert	1	0	0	1			0	6
Hart	0	0	0	0		1	2	
BEARS	29	19	7	3	26/29	17/22	1	253
OPPONENTS	33	15	16	2	28/NA	16/NA	0	274

RUSHING	No	Yds	Avg	Lg	TD
Payton	333	1395	4.2	76	11
Harper	240	992	4.1	31	6
Avellini	34	54	1.6	10	2
Phipps	13	34	2.6	10	0
Evans	6	23	3.8	13	0
Earl	3	17	5.7	9	0
Best	2	11	5.5	6	0
Morris	1	0	0.0	0	0
Parsons	1	0	0.0	0	0
Baschnagel	1	0	0.0	0	0
BEARS	634	2526	4.0	76	19
OPPONENTS	564	2174	3.9	67	15

RECEIVING	No	Yds	Avg	Lg	TD
Payton	50	480	9.6	61	0
Harper	43	340	7.9	33	2
Scott	42	759	18.1	59	5
Richards	27	379	14.0	52	0
Latta	15	159	10.6	21	0
Schubert	4	51	12.8	19	0
Baschnagel	2	29	14.5	22	0
Rather	1	15	15.0	15	0
Cobb	1	7	7.0	7	0
Earl	1	1	1.0	1	0
BEARS	186	2221	11.9	61	7
OPPONENTS	239	2857	12.0	55	16

PUNTING	No	Yds	Avg	Net	TB	In	Lg	B
Parsons	96	3549	37.0	32.2	8	18	54	0
BEARS	96	3549	37.0	32.2	8	18	54	0
OPPONENTS	97	3437	35.4	30.4	10	25	61	2

INTS	No	Yds	Avg	Lg	TD
Fencik	4	77	19.3	59	0
Livers	3	86	28.7	60	1
Buffone	3	22	7.3	16	0
Schmidt	2	23	11.5	23	0
Rives	2	8	4.0	8	0
Plank	1	0	0.0	0	0
Gaines	1	0	0.0	0	0
Walterscheid	1	0	0.0	0	0
BEARS	17	216	12.7	60	1
OPPONENTS	28	312	11.1	63	1

KO RETURNS	No	Yds	Avg	Lg	TD
Baschnagel	20	455	22.8	36	0
Walterscheid	11	335	30.5	81	0
Gaines	10	240	24.0	37	0
Morgan	5	110	22.0	24	0
Schubert	4	80	20.0	27	0
Earl	3	48	16.0	20	0
Skibinski	3	36	12.0	20	0
Spivey	2	34	17.0	23	0
Latta	2	14	7.0	8	0
Muckensturm	1	6	6.0	6	0
BEARS	61	1358	22.3	81	0
OPPONENTS	52	1146	22.0	43	0

PUNT RET.	Ret	FC	Yds	Avg	Lg	TD
Schubert	27	21	229	8.5	73	1
Livers	10	0	31	3.1	13	0
Walterscheid	3	0	24	8.0	11	0
Baschnagel	1	1	2	2.0	2	0
BEARS	41	22	286	7.0	73	1
OPPONENTS	45	23	295	6.6	21	0

FGs	1-19	20-29	30-39	40-49	50+
B. Thomas	0/0	7/7	9/11	1/4	0/0
BEARS	0/0	7/7	9/11	1/4	0/0
OPPONENTS	0/0	4/4	6/8	6/7	0/0
B. Thomas:	39G, 32G, 44G, 38G, 28G, 27G, 32G, 25G, 24G, 44N, 21G, 27G, 23G, 33G, 36G, 39G, 39B, 45N, 32G, 37G, 41N, 39B				

DEFENSE (Top 10)	T	S	A	FF	FR	PD	SA	Int
Fencik	130	95	35	2	2	10	0	4
Campbell	110	82	28	3	2	6	3	0
Plank	70	52	18	5	3	4	0	1
Hartenstine	70	44	26	2	3	2	6	0
Hicks	67	51	16	0	1	3	0	0
Rives	67	44	23	1	1	2	0	2
Buffone	65	45	20	0	0	2	2	0
Livers	61	55	6	1	1	9	0	3
Schmidt	51	44	7	1	1	9	0	2
Osborne	50	37	13	1	0	2	4	0
Page	50	35	15	2	0	3	11	5
SACKS:	Page 11.5, Hart 7.5, Hartenstine 6.0, Osborne 4.0, Campbell 3.0, Buffone 2.0, Meyers 2.0, Rydaldh 2.0, Herron 1.0, Shearer 1.0							
TEAM	40.0	OPPONENTS	34.0					

HISTORY

USUAL STARTERS

Offense	Defense
WR..... James Scott	RE..... Mike Hartenstine
LT..... Ted Albrecht	RT..... Alan Page
LG..... Noah Jackson	LT..... Jim Osborne
C..... Dan Neal	LE..... Tommy Hart
RG..... Revie Sorey	WLB..... Gary Campbell
RT..... Dennis Lick	MLB..... T. Hicks/D. Rives
TE..... Greg Latta	SLB..... Doug Buffone
WR..... Golden Richards	RCB..... Virgil Livers
QB..... Bob Avellini	LCB..... Terry Schmidt
RB..... Walter Payton	SS..... Gary Fencik
FB..... Roland Harper	FS..... Doug Plank

Team Stats	Bears	Avg
Total Yards.....	4459	278.7
Rushing Yards.....	2526	157.9
Passing Yards.....	1933	120.8
Points Scored.....	253	15.8
	Opp	Avg
Total Yards.....	4680	292.5
Rushing Yards.....	2174	135.9
Passing Yards.....	2506	156.6
Points Scored.....	274	17.1



1979 CHICAGO BEARS STATISTICS

Record: 10-6, .625

2nd Place, NFC Central

Head Coach: Neill Armstrong

09/02	W	6-3	GREEN BAY	56,515
09/09	W	26-7	MINNESOTA	53,231
09/16	L	20-24	at Dallas	64,056
09/23	L	16-31	at Miami	66,011
09/30	L	13-17	TAMPA BAY	55,258
10/07	W	7-0	at Buffalo	73,383
10/14	L	7-27	NEW ENGLAND	54,128
10/21	L	27-30	at Minnesota	41,164
10/28	W	28-27	at San Francisco	42,773
11/04	W	35-7	DETROIT	50,108
11/11	W	27-23	L.A. RAMS	51,483
11/18	W	23-13	N.Y. JETS	52,635
11/22	L	0-20	at Detroit	66,219
12/02	W	14-0	at Tampa Bay	69,508
12/09	W	15-14	at Green Bay	54,207
12/16	W	42-6	ST. LOUIS	42,810
PLAYOFFS				
12/23	L	17-27	at Philadelphia	69,397

	Bears	Opp
TOTAL FIRST DOWNS	262	272
Rushing	140	100
Passing	98	148
Penalty	24	24
3rd Down: Made/Att	93/253	87/242
3rd Down Pct.	36.8	36.0
4th Down: Made/Att	NA	NA
4th Down Pct.	NA	NA
TOTAL NET YARDS	4637	4506
Avg. Per Game	289.8	281.6
Total Plays	1028	1024
Avg. Per Play	4.5	4.4
NET YARDS RUSHING	2486	1978
Avg. Per Game	155.4	123.6
Total Rushes	627	519
NET YARDS PASSING	2151	2528
Avg. Per Game	134.4	158.0
Sacked/Yards Lost	31/278	47/380
Gross Yards	2429	2908
Att./Completions	373/195	458/222
Completion Pct.	52.3	48.5
Had Intercepted	16	29
PUNTS/AVERAGE	93/37.5	90/37.8
NET PUNTING AVG.	93/31.8	90/31.6
PENALTIES/YARDS	100/816	104/864
FUMBLES/BALL LOST	21/13	25/14
TOUCHDOWNS	37	31
Rushing	17	9
Passing	16	21
Returns	4	1

PASSING	Att	Cmp	Yds	Cmp%	Yd/Att	TD	TD%	Int	Int%	Lg	Sack/Lost	Rating
Phipps	255	134	1535	52.5	6.02	9	3.5	8	3.1	68	17/154	69.7
Evans	63	32	508	50.8	8.06	4	6.3	5	7.9	65	8/75	66.1
Avellini	51	27	310	52.9	6.08	2	3.9	3	5.9	54	6/49	59.9
Payton	1	1	54	100.0	54.00	1	100.0	0	0.0	54	0/0	158.3
Parsons	2	1	22	50.0	11.00	0	0.0	0	0.0	22	0/0	89.6
Baschnagel	1	0	0	0.0	0.00	0	0.0	0	0.0	0	0/0	39.6
BEARS	373	195	2429	52.3	6.51	16	4.3	16	4.3	68	31/278	69.2
OPPONENTS	458	222	2908	48.5	6.35	21	4.6	29	6.3	55	47/380	58.1

Score by Period	1	2	3	4	OT	Tot
BEARS	59	84	65	98	0	306
OPPONENTS	48	72	50	79	0	249

SCORING	TDs: Ru-Pa-R-K-PAT	FG	S	Pts
Payton	16 14 2 0		0	96
B. Thomas	0 0 0 0	34/37	16/27	0 82
Williams	6 1 5 0		0	36
Watts	4 0 3 1		0	24
Scott	3 0 3 0		0	18
Baschnagel	2 0 2 0		0	12
Richards	1 0 1 0		0	6
Evans	1 1 0 0		0	6
McClendon	1 1 0 0		0	6
Schubert	1 0 0 1		0	6
Schmidt	1 0 0 1		0	6
Hicks	1 0 0 1		0	6
Team	0 0 0 0		1	2
BEARS	37 17 16 4	34/37	16/27	1 306
OPPONENTS	31 9 21 1	28/31	12/20	0 249

RUSHING	No	Yds	Avg	Lg	TD
Payton	369	1610	4.4	43	14
Williams	127	401	3.2	16	1
McClendon	37	160	4.3	33	1
Earl	35	132	3.8	12	0
Evans	12	72	6.0	17	1
Phipps	27	51	1.9	12	0
Deloplaine	7	18	2.6	6	0
Buffone	1	14	14.0	14	0
Perrin	5	14	2.8	5	0
Skinski	3	10	3.3	4	0
Avellini	3	10	3.3	5	0
Watts	1	-6	-6.0	-6	0
BEARS	627	2486	4.0	43	17
OPPONENTS	519	1978	3.8	61	9

RECEIVING	No	Yds	Avg	Lg	TD
Williams	42	354	8.4	54	5
Payton	31	313	10.1	65	2
Baschnagel	30	452	15.1	54	2
Watts	24	421	17.5	68	3
Scott	21	382	18.2	64	3
Latta	15	131	8.7	25	0
Earl	8	56	7.0	19	0
Cobb	6	91	15.1	33	0
McClendon	6	27	4.5	13	0
Richards	5	107	21.4	52	1
Schubert	2	29	14.5	15	0
Deloplaine	2	13	6.5	15	0
Perrin	1	27	27.0	27	0
Buffone	1	22	22.0	22	0
Skinski	1	4	4.0	4	0
BEARS	195	2429	12.5	68	16
OPPONENTS	222	2908	13.1	55	21

PUNTING	No	Yds	Avg	Net	TB	In	Lg	B
Parsons	92	3486	37.9	31.8	6	26	54	1
BEARS	93	3486	37.5	31.8	6	26	54	1
OPPONENTS	90	3406	37.8	31.6	12	9	64	1

INTS	No	Yds	Avg	Lg	TD
Schmidt	6	44	7.3	20	1
Fencik	6	31	5.2	17	0
Hicks	3	85	28.3	66	1
Ellis	3	67	22.3	22	0
Plank	3	33	11.0	22	0
Livers	2	41	20.5	30	0
Buffone	2	11	5.5	11	0
Gaines	1	38	38.0	38	0
Campbell	1	32	32.0	32	0
Walterscheid	1	15	15.0	15	0
Muckensturm	1	5	5.0	5	0
BEARS	29	402	13.9	66	2
OPPONENTS	16	240	15.0	78	0

KO RETURNS	No	Yds	Avg	Lg	TD
Walterscheid	19	427	22.5	44	0
Watts	14	289	20.6	83	1
Baschnagel	12	260	21.7	32	0
Schubert	2	45	22.5	27	0
Perrin	1	13	13.0	13	0
McClendon	1	12	12.0	12	0
Latta	1	8	8.0	8	0
Herron	1	0	0.0	0	0
BEARS	51	1054	20.7	83	1
OPPONENTS	59	1252	21.2	56	0

PUNT RET.	Ret	FC	Yds	Avg	Lg	TD
Schubert	25	10	238	9.5	77	1
Walterscheid	14	5	96	6.9	14	0
Baschnagel	0	3	0	0.0	-	0
BEARS	39	18	334	8.6	77	1
OPPONENTS	54	12	404	7.5	77	0

FGs	1-19	20-29	30-39	40-49	50+
B. Thomas	1/1	4/7	9/11	2/7	0/1
BEARS	1/1	4/7	9/11	2/7	0/1
OPPONENTS	1/1	7/7	2/5	2/6	0/1
B. Thomas: (44N,25G,19G)(47N,34G)(30G,32G,36G)(34G,42G)(29N,44N)(23G,23G)(51N,27N)(38G,35G)(24G)(31N)(0)(34G,33G,33N,28N,44G)(47N,46M)					

DEFENSE (Top 10)	T	S	A	FF	FR	PD	Sa	Int
Muckensturm	111	69	42	1	2	1	3.0	1
Plank	108	72	36	4	1	7	0.0	3
Fencik	103	73	30	0	1	9	0.0	6
Campbell	92	63	29	1	1	2	4.0	1
Page	74	49	25	0	1	1	10.0	0
Hicks	74	48	26	1	2	2	0.0	3
Hampton	70	48	22	1	2	3	4.5	0
Osborne	66	54	12	0	2	1	10.5	0
Hartensline	60	40	20	1	1	1	8.0	0
Walterscheid	57	44	13	2	1	3	4.0	1
SACKS: Osborne 10.5, Page 10.0, Hartensline 8.0, Hampton 4.5, Campbell 4.0, Walterscheid 4.0, Muckensturm 3.0, Gaines 1.0, Herron 1.0								
TEAM 47.0, OPPONENTS 31.0								

USUAL STARTERS

Offense	Defense
WR.....J. Scott/R. Watts	RE.....Mike Hartensline
LT.....Ted Albrecht	RT.....Alan Page
LG.....Noah Jackson	LT.....Jim Osborne
C.....Dan Neal	LE.....Dan Hampton
RG.....Revie Sorey	WLB.....Gary Campbell
RT.....Dennis Lick	MLB.....Tom Hicks
TE.....Mike Cobb	SLB.....Jerry Muckensturm
WR.....Brian Baschnagel	RCB.....Virgil Livers
QB.....Mike Phipps	LCB.....Terry Schmidt
RB.....Walter Payton	SS.....Gary Fencik
FB.....Dave Williams	FS.....Doug Plank

Team Stats	Bears	Avg
Total Yards.....	4637	289.8
Rushing Yards.....	2486	155.4
Passing Yards.....	2151	134.4
Points Scored.....	306	19.1

	Opp	Avg
Total Yards.....	4506	281.6
Rushing Yards.....	1978	123.6
Passing Yards.....	2528	158.0
Points Scored.....	249	15.6

CHICAGO BEARS ALL-TIME RESULTS

1980 CHICAGO BEARS STATISTICS

Record: 7-9, .438

3rd Place, NFC Central

Head Coach: Neill Armstrong

09/07	L	6-12	ot at Green Bay	54,381
09/14	W	22-3	NEW ORLEANS	63,523
09/21	L	14-34	MINNESOTA	59,983
09/28	L	3-38	at Pittsburgh	53,987
10/06	W	23-0	TAMPA BAY	61,350
10/12	L	7-13	at Minnesota	46,751
10/19	W	24-7	DETROIT	58,508
10/26	L	14-17	at Philadelphia	68,752
11/03	L	21-27	at Cleveland	83,224
11/09	W	35-21	WASHINGTON	57,159
11/16	L	6-10	HOUSTON	59,390
11/23	L	17-28	at Atlanta	49,164
11/27	W	23-17	ot at Detroit	75,397
12/07	W	61-7	GREEN BAY	57,176
12/14	L	14-17	ot at CINCINNATI	48,808
12/20	W	14-13	at Tampa Bay	55,298

	Bears	Opp
TOTAL FIRST DOWNS	286	285
Rushing	139	111
Passing	121	149
Penalty	26	25
3rd Down: Made/Att	105/248	98/236
3rd Down Pct.	42.3	41.5
4th Down: Made/Att	NA	NA
4th Down Pct.	NA	NA
TOTAL NET YARDS	4835	4907
Avg. Per Game	302.2	306.7
Total Plays	1016	1003
Avg. Per Play	4.8	4.9
NET YARDS RUSHING	2440	2015
Avg. Per Game	152.5	125.9
Total Rushes	579	506
NET YARDS PASSING	2395	2892
Avg. Per Game	149.7	180.8
Sacked/Yards Lost	33/274	46/379
Gross Yards	2669	3271
Att./Completions	404/209	451/238
Completion Pct.	51.7	52.8
Had Intercepted	25	17
PUNTS/AVERAGE	79/40.6	82/39.0
NET PUNTING AVG.	79/32.8	82/34.6
PENALTIES/YARDS	100/842	129/1109
FUMBLES/BALL LOST	23/14	32/14
TOUCHDOWNS	38	32
Rushing	22	10
Passing	13	20
Returns	3	2

PASSING	Att	Cmp	Yds	Cmp%	Yd/Att	TD	TD%	Int	Int%	Lg	Sack/Lost	Rating
Evans	278	148	2039	53.2	7.33	11	4.0	16	5.8	89	26/205	66.1
Phipps	122	61	630	50.0	5.16	2	1.6	9	7.4	56	7/69	39.8
Payton	3	0	0	0.0	0.00	0	0.0	0	0.0	0	0/0	39.6
Parsons	1	0	0	0.0	0.00	0	0.0	0	0.0	0	0/0	39.6
BEARS	404	209	2669	51.7	6.61	13	3.2	25	6.2	89	33/274	57.6
OPPONENTS	451	238	3271	52.8	7.25	20	4.4	17	3.8	76	46/379	75.1

Score by Period	1	2	3	4	OT	Tot
BEARS	51	77	77	93	6	304
OPPONENTS	57	79	51	68	9	264

SCORING	TDs:	RU	PA	R	K	PAT	FG	S	Pts
B. Thomas	0	0	0	0	0	35/37	13/18	0	74
Evans	8	8	0	0	0			0	48
Payton	7	6	1	0	0			0	42
Harper	5	5	0	0	0			0	30
Scott	3	0	3	0	0			0	18
Earl	3	0	3	0	0			0	18
Phipps	2	2	0	0	0			0	12
Fisher	2	0	2	0	0			0	12
Watts	2	0	2	0	0			0	12
Baschnagel	2	0	2	0	0			0	12
Page	1	0	0	1	0			1	8
Williams	1	0	0	1	0			0	6
Walterscheid	1	0	0	1	0			0	6
McClendon	1	1	0	0	0			0	6
BEARS	38	22	13	3	35/37	13/18	1	304	
OPPONENTS	32	10	20	2	30/30	14/27	0	264	

RUSHING	No	Yds	Avg	Lg	TD
Payton	317	1460	4.6	69	6
Harper	113	404	3.6	13	5
Evans	60	306	5.1	58	8
McClendon	10	88	8.8	48	1
Williams	26	57	2.2	14	0
Skibinski	13	54	4.2	8	0
Suhey	22	45	2.0	10	0
Phipps	15	38	2.5	9	2
Parsons	2	4	2.0	4	0
Watts	1	-16	-16.0	-16	0
BEARS	579	2440	4.2	69	22
OPPONENTS	506	2015	4.0	56	10

RECEIVING	No	Yds	Avg	Lg	TD
Payton	46	367	8.0	54	1
Scott	36	696	19.3	64	3
Baschnagel	28	396	14.1	37	2
Watts	22	444	20.2	89	2
Williams	22	132	6.0	18	0
Earl	18	223	12.4	28	3
Fisher	12	203	16.9	56	2
Suhey	7	60	8.6	21	0
Harper	7	31	4.4	16	0
Skibinski	5	18	3.6	8	0
Haines	4	83	20.8	18	0
Cobb	2	16	8.0	9	0
BEARS	209	2669	12.8	89	13
OPPONENTS	238	3271	13.7	76	20

PUNTING	No	Yds	Avg	Net	TB	In	Lg	B
Parsons	79	3207	40.6	32.8	10	16	61	0
BEARS	79	3207	40.6	32.8	10	16	61	0
OPPONENTS	82	3197	39.0	34.6	4	16	65	0

INTS	No	Yds	Avg	Lg	TD
Walterscheid	4	84	21.0	36	1
Campbell	3	36	12.0	15	0
Wilson	2	4	2.0	4	0
Muckensturm	2	2	1.0	2	0
Plank	1	20	20.0	20	0
Hicks	1	8	8.0	8	0
Fencik	1	8	8.0	8	0
Schmidt	1	0	0.0	0	0
Page	1	0	0.0	0	0
Ellis	1	0	0.0	0	0
BEARS	17	162	9.5	36	1
OPPONENTS	25	161	6.4	41	1

KO RETURNS	No	Yds	Avg	Lg	TD
Williams	27	666	24.7	95	1
Suhey	19	409	21.4	31	0
Fisher	3	32	10.7	15	0
Watts	1	12	12.0	12	0
Walterscheid	1	12	12.0	12	0
McClendon	1	11	11.0	11	0
Earl	1	11	11.0	11	0
Herron	1	5	5.0	5	0
Haines	1	0	0.0	0	0
Ulmer	1	-2	-2.0	-2	0
BEARS	56	1153	20.6	95	1
OPPONENTS	58	1251	21.6	54	0

PUNT RET.	Ret	FC	Yds	Avg	Lg	TD
Walterscheid	33	11	239	7.2	25	0
Lusby	4	1	14	3.5	14	0
Watts	2	0	20	10.0	11	0
Suhey	1	0	4	4.0	4	0
Plank	1	0	0	0.0	0	0
BEARS	41	12	277	6.8	25	0
OPPONENTS	46	7	415	9.0	56	0

FGs	1-19	20-29	30-39	40-49	50+
B. Thomas	1/1	5/5	4/8	3/4	0/0
BEARS	1/1	5/5	4/8	3/4	0/0
OPPONENTS	1/2	7/8	3/8	3/8	0/1
B. Thomas:(42G:34G)(37G:34G:38N)(0)(28G)(30G, 32N,44G:29G)(0)(18G)(30N,47N)(35N)(0)(27G,22G)(41G)(24G)(0)(0)					

DEFENSE (Top 10)	T	S	A	FF	FR	PD	Sa	Int
Fencik	125	94	31	0	3	8	1.0	1
Campbell	121	88	33	1	2	3	3.0	3
Muckensturm	120	101	19	0	1	1	3.0	2
Hicks	107	83	24	0	0	1	1.0	1
Plank	81	53	28	2	3	0	0.0	1
Hampton	73	56	17	2	0	1	11.5	0
Walterscheid	71	53	18	2	1	1	1.0	4
Page	68	50	18	0	2	4	9.5	1
Hartenstine	66	54	12	1	0	4	6.0	0
Osborne	65	54	11	1	2	5	8.0	0
SACKS: Hampton 11.5, Page 9.5, Osborne 8.0, Hartenstine 6.0, Campbell 3.0, Muckensturm 3.0, Wilson 2.0, Fencik 1.0, Hicks 1.0, Walterscheid 1.0								
TEAM 46.0, OPPONENTS 33.0								

USUAL STARTERS

Offense
 WR.....James Scott
 LT.....Ted Albrecht
 LG.....Noah Jackson
 C.....Dan Neal
 RG.....Revie Sorey
 RT.....Dennis Lick
 TE.....Robin Earl
 WR.....Brian Baschnagel
 QB.....Vince Evans
 RB.....Walter Payton
 FB.....Roland Harper

Defense
 RE.....Mike Hartenstine
 RT.....Alan Page
 LT.....Jim Osborne
 LE.....Dan Hampton
 WLB.....Gary Campbell
 MLB.....Tom Hicks
 SLB.....Jerry Muckensturm
 RCB.....Allan Ellis
 LCB.....Terry Schmidt
 SS.....Gary Fencik
 FS.....Doug Plank

Team Stats
 Bears Avg
 Total Yards.....4835.....302.2
 Rushing Yards.....2440.....152.5
 Passing Yards.....2395.....289.2
 Points Scored.....304.....17.6

Opp Avg
 Total Yards.....4907.....306.7
 Rushing Yards.....2015.....125.9
 Passing Yards.....2892.....180.8
 Points Scored.....264.....16.5



1981 CHICAGO BEARS STATISTICS

Record: 6-10, .375

5th Place, NFC Central

Head Coach: Neill Armstrong

09/06	L	9-16	GREEN BAY	62,411
09/13	L	17-28	at San Francisco	49,520
09/20	W	28-17	TAMPA BAY	60,130
09/28	L	7-24	L.A. RAMS	62,461
10/04	L	21-24	at Minnesota	43,827
10/11	L	7-24	WASHINGTON	57,683
10/19	L	17-48	at Detroit	71,273
10/25	W	20-17	at SAN DIEGO	52,905
11/01	L	10-20	at Tampa Bay	63,688
11/08	W	16-13	at Kansas City	60,605
11/15	L	17-21	at Green Bay	55,338
11/22	L	7-23	DETROIT	50,082
11/26	L	9-10	at Dallas	63,499
12/06	W	10-9	MINNESOTA	50,766
12/13	W	23-6	at Oakland	40,384
12/20	W	35-24	DENVER	40,125

	Bears	Opp
TOTAL FIRST DOWNS	278	290
Rushing	126	120
Passing	126	144
Penalty	26	26
3rd Down: Made/Att	95/268	73/233
3rd Down Pct.	35.4	31.3
4th Down: Made/Att	NA	NA
4th Down Pct.	NA	NA
TOTAL NET YARDS	4633	5394
Avg. Per Game	289.6	337.1
Total Plays	1134	1076
Avg. Per Play	4.1	5.0
NET YARDS RUSHING	2171	2146
Avg. Per Game	135.7	134.1
Total Rushes	608	521
NET YARDS PASSING	2462	3248
Avg. Per Game	153.9	203.0
Sacked/Yards Lost	35/266	31/279
Gross Yards	2728	3527
Att./Completions	489/222	525/233
Completion Pct.	45.4	44.4
Had Intercepted	23	18
PUNTS/AVERAGE	114/39.7	98/40.7
NET PUNTING AVG.	33.3	33.3
PENALTIES/YARDS	121/996	119/947
FUMBLES/BALL LOST	37/17	33/22
TOUCHDOWNS	31	39
Rushing	13	13
Passing	14	23
Returns	4	3

PASSING	Att	Cmp	Yds	Cmp%	Yd/Att
Evans	436	195	2354	44.7	5.40
Phlips	17	11	171	64.7	10.06
Avellini	32	15	185	46.9	5.78
Baschnagel	1	1	18	100.0	18.00
Payton	2	0	0	0.0	0.00
Parsons	1	0	0	0.0	0.00
BEARS	469	222	2728	45.4	5.82
OPPONENTS	525	233	3527	44.4	6.72

Score by Period	1	2	3	4	OT	Tot
BEARS	41	71	55	80	6	253
OPPONENTS	83	83	63	95	0	324

SCORING	TDs: Ru-Pa-R	K-PAT	FG	S	Pts			
Roveto	0	0	0	19/20	10/18	0	49	
Payton	8	6	2	0	0	0	48	
Suhey	3	3	0	0	0	0	18	
Evans	3	3	0	0	0	0	18	
Baschnagel	3	0	3	0	0	0	18	
Watts	3	0	3	0	0	0	18	
Anderson	2	0	2	0	0	0	12	
D. Williams	2	0	2	0	0	0	12	
Thomas	0	0	0	2/3	2/3	0	8	
Nielsen	0	0	0	8/8	0/2	0	8	
Earl	1	0	1	0	0	0	6	
Bell	1	0	1	0	0	0	6	
J. Fisher	1	0	1	0	0	0	6	
Margerum	1	0	1	0	0	0	6	
Harper	1	1	0	0	0	0	6	
Fencik	1	0	1	0	0	0	6	
Harris	1	0	0	1	0	0	6	
Plank	0	0	0	0	0	1	2	
BEARS	31	13	14	4	29/31	12/23	1	253
OPPONENTS	39	13	23	3	36/38	17/29	1	324

RUSHING	No	Yds	Avg	Lg	TD
Payton	339	1222	3.6	39	6
Suhey	150	521	3.5	26	3
Evans	43	218	5.1	25	3
Harper	34	106	3.1	11	1
McClendon	30	74	2.5	17	0
D. Williams	2	19	9.5	14	0
Margerum	1	11	11.0	11	0
Baschnagel	1	10	10.0	10	0
Phlips	1	0	0.0	0	0
Avellini	3	-1	-0.3	0	0
Neal	1	-6	-6.0	-6	0
Parsons	1	-6	-6.0	-6	0
BEARS	608	2171	3.6	39	13
OPPONENTS	521	2146	4.1	59	13

RECEIVING	No	Yds	Avg	Lg	TD
Payton	41	379	9.2	30	2
Margerum	39	584	15.0	41	1
Baschnagel	34	554	16.3	72	3
Suhey	33	168	5.1	15	0
Watts	27	465	17.2	42	3
D. Williams	18	126	7.0	14	2
Earl	10	118	11.8	24	1
Anderson	9	243	27.0	85	2
B. Williams	3	32	10.7	16	0
Cobb	2	20	10.0	11	0
Harper	2	10	5.0	8	0
McClendon	2	4	2.0	4	0
Harris	1	18	18.0	18	0
Zanders	1	7	7.0	7	0
BEARS	222	2728	12.3	85	14
OPPONENTS	233	3527	15.1	94	23

PUNTING	No	Yds	Avg	Net	TB	In	Lg	B
Parsons	114	4531	39.7	33.3	7	31	55	0
BEARS	114	4531	39.7	33.3	7	31	55	0
OPPONENTS	98	3985	40.7	33.3	10	15	67	0

INTS	No	Yds	Avg	Lg	TD
Fencik	6	121	20.2	69	1
Henderson	4	84	21.0	39	0
Schmidt	2	4	2.0	4	0
J. Fisher	2	3	1.5	3	0
Bell	1	92	92.0	92	1
Harris	1	44	44.0	44	1
Walterscheid	1	0	0.0	0	0
Singletary	1	-3	-3.0	-3	0
BEARS	18	345	19.2	92	3
OPPONENTS	23	385	16.7	50	2

KO RETURNS	No	Yds	Avg	Lg	TD
D. Williams	23	486	21.1	42	0
Moorehead	23	476	20.7	56	0
Baschnagel	2	34	17.0	23	0
J. Fisher	6	96	16.0	23	0
Frazier	6	77	12.8	15	0
B. Williams	1	35	35.0	35	0
B. Fisher	2	15	7.5	9	0
Anderson	1	-5	-5.0	-5	0
BEARS	64	1214	19.0	56	0
OPPONENTS	44	937	21.3	47	0

PUNT RET.	Ret	FC	Yds	Avg	Lg	TD
J. Fisher	43	20	509	11.8	88	1
Walterscheid	1	0	6	6.0	6	0
Plank	1	1	3	3.0	3	0
Baschnagel	0	3	0	0.0	0	0
BEARS	45	24	518	11.5	88	1
OPPONENTS	66	12	594	9.0	55	1

FGs	1-19	20-29	30-39	40-49	50+
Roveto	0/1	6/7	2/3	2/7	0/0
Thomas	0/0	1/2	1/1	0/0	0/0
Nielsen	0/0	0/1	0/1	0/0	0/0
BEARS	0/1	7/10	3/5	2/7	0/0
OPPONENTS	1/1	3/5	6/8	6/11	1/4

DEFENSE (Top 10)	T	S	A	FR	FF	PD	Sa	Int
Fencik	135	112	23	2	1	17	10	6
Wilson	81	65	16	2	3	3	0	0
Campbell	77	47	30	0	1	2	0	0
Singletary	72	60	12	1	0	4	0	0
Hampton	68	56	12	1	0	4	9	0
Plank	67	51	16	0	4	11	3	0
Harris	61	47	14	1	3	5	2	0
Page	61	49	12	0	1	4	9	0
Henderson	58	52	6	0	1	19	0	0
Kunz	57	42	15	0	2	0	0	0

SACKS: Page 9.0, Hampton 9.0, Osborne 4.0, Plank 3.0, Harris 2.0, Hartenstine 2.0, Fencik 1.0, Walterscheid 1.0
TEAM 31.0, OPPONENTS 35.0

USUAL STARTERS

Offense	Defense
WR..... Baschnagel/Watts	RE..... Al Harris
LT..... Ted Albrecht	RT..... Alan Page
LG..... Noah Jackson	LT..... Jim Osborne
C..... Dan Neal	LE..... Dan Hampton
RG..... Emanuel Zanders	WLB..... Gary Campbell
RT..... Keith Van Horne	MLB..... Mike Singletary
TE..... Robin Earl	SLB..... Otis Wilson
WR..... Margerum/Baschnagel	RCB..... Reuben Henderson
QB..... Vince Evans	LCB..... Terry Schmidt
RB..... Walter Payton	SS..... Gary Fencik
FB..... Matt Suhey	FS..... Doug Plank

RANKINGS

Team Stats	Bears	Avg	Rank
Total Yards.....	4633	289.6	26
Rushing Yards.....	2171	135.7	11
Passing Yards.....	2462	153.9	27
Points Scored.....	253	15.8	-

	Opp	Avg	Rank
Total Yards.....	5394	337.1	19
Rushing Yards.....	2146	134.1	20
Passing Yards.....	3248	203.0	14
Points Scored.....	324	20.3	-

1982 CHICAGO BEARS STATISTICS

Record: 3-6, .333
5th Place, NFC Central
Head Coach: Mike Ditka

09/12	L	10-17	at Detroit	71,337
09/19	L	0-10	NEW ORLEANS	56,600
11/21	W	20-17	DETROIT	46,783
11/28	L	7-35	at Minnesota	54,724
12/05	W	26-13	NEW ENGLAND	36,973
12/12	L	14-20	at Seattle	52,826
12/19	L	7-10	ST. LOUIS	43,270
12/26	W	34-26	at L.A. Rams	46,502
01/02	L	23-26	ot at Tampa Bay	68,112

	Bears	Opp
TOTAL FIRST DOWNS	153	166
Rushing	56	53
Passing	83	102
Penalty	14	11
3rd Down: Made/Att	47/128	36/119
3rd Down Pct.	36.7	30.3
4th Down: Made/Att	1/4	3/9
4th Down Pct.	25.0	33.3
TOTAL NET YARDS	2493	2851
Avg. Per Game	277.0	316.8
Total Plays	571	585
Avg. Per Play	4.4	4.9
NET YARDS RUSHING	988	902
Avg. Per Game	109.8	100.2
Total Rushes	276	261
NET YARDS PASSING	1505	1949
Avg. Per Game	167.2	216.6
Sacked/Yards Lost	33/244	30/240
Gross Yards	1749	2189
Att./Completions	262/141	294/164
Completion Pct.	53.8	55.8
Had Intercepted	11	13
PUNTS/AVERAGE	59/41.6	49/41.6
NET PUNTING AVG.	35.2	37.1
PENALTIES/YARDS	58/422	52/451
FUMBLES/BALL LOST	16/8	20/7
TOUCHDOWNS	16	20
Rushing	5	4
Passing	10	14
Returns	1	2

PASSING	Att	Cmp	Yds	Cmp%	Yd/Att	TD	TD%	Int	Int%	Lg	Sack/Lost	Rating
McMahon	210	120	1501	57.1	7.15	9	4.3	7	3.3	50	27/196	80.1
Avellini	20	8	84	40.0	4.20	0	0.0	0	0.0	21	4/31	52.9
Evans	28	12	125	42.9	4.46	0	0.0	4	14.3	19	2/17	16.8
Payton	3	1	39	33.3	13.00	1	33.3	0	0.0	39	0/0	122.0
Baschnagel	1	0	0	0.0	0.00	0	0.0	0	0.0	0	0/0	39.6
BEARS	262	141	1749	53.8	6.68	10	3.8	11	4.2	50	33/244	69.9
OPPONENTS	294	164	2189	55.8	7.45	14	4.8	13	4.4	65	30/240	77.3

Score by Period	1	2	3	4	OT	Tot
BEARS	44	50	17	30	0	141
OPPONENTS	37	60	30	44	3	174

SCORING	TDs: Ru-Pa-	R-K-PAT	FG	S	Pts		
Moorehead	5	0	5	0	30		
Roveto	0	0	0	10/10	4/13	0	22
B. Thomas	0	0	0	6/6	5/7	0	21
Margerum	3	0	3	0	0	18	
Suhey	3	3	0	0	0	18	
Baschnagel	2	0	2	0	0	12	
McMahon	1	1	0	0	0	6	
Payton	1	1	0	0	0	6	
Wilson	1	0	0	1	0	6	
Osborne	0	0	0	0	0	1	2
BEARS	16	5	10	1	16/16	9/20	141
OPPONENTS	20	4	14	2	18/20	12/17	174

RUSHING	No	Yds	Avg	Lg	TD
Payton	148	596	4.0	26	1
Suhey	70	206	2.9	13	3
McMahon	24	105	4.4	11	1
McClendon	17	47	2.8	13	0
Gentry	4	21	5.3	9	0
Harper	3	7	2.3	8	0
C. Thomas	5	4	0.8	3	0
Moorehead	2	3	1.5	6	0
Evans	2	0	0.0	6	0
Watts	1	-1	-1.0	-1	0
BEARS	276	988	3.6	26	5
OPPONENTS	261	902	3.5	47	4

RECEIVING	No	Yds	Avg	Lg	TD
Suhey	36	333	9.3	45	0
Payton	32	311	9.7	40	0
Moorehead	30	363	12.1	50	5
Margerum	14	207	14.8	28	3
Baschnagel	12	194	16.2	39	2
Watts	8	217	27.1	40	0
Earl	4	56	14.0	18	0
Scott	2	44	22.0	27	0
Gentry	1	9	9.0	9	0
Harper	1	8	8.0	8	0
McClendon	1	7	7.0	7	0
BEARS	141	1749	12.4	50	10
OPPONENTS	164	2189	13.3	65	14

PUNTING	No	Yds	Avg	Net	TB	In	Lg	B
Parsons	58	2394	41.3		3	9	81	0
McMahon	1	59	59.0		0	0	59	0
BEARS	59	2453	41.6	35.2	3	9	81	0
OPPONENTS	49	2038	41.6	37.1	4	7	60	0

INTS	No	Yds	Avg	Lg	TD
Schmidt	4	39	9.8	29	0
Fisher	3	19	6.3	19	0
Wilson	2	39	19.5	39	1
Fencik	2	2	1.0	2	0
Frazier	2	0	0.0	0	0
BEARS	13	99	7.6	39	1
OPPONENTS	11	195	17.7	99	2

KO RETURNS	No	Yds	Avg	Lg	TD
Watts	14	330	23.6	36	0
Gentry	9	161	17.9	23	0
Fisher	7	102	14.6	20	0
Bell	1	14	14.0	14	0
Harper	2	10	5.0	10	0
Muckensturm	1	5	5.0	5	0
BEARS	34	622	18.3	36	0
OPPONENTS	30	537	17.9	32	0

PUNT RET.	Ret	FC	Yds	Avg	Lg	TD
Gentry	15	5	77	5.1	16	0
Fisher	9	6	65	7.2	17	0
BEARS	24	11	142	5.9	17	0
OPPONENTS	34	7	314	9.2	37	0

FGs	1-19	20-29	30-39	40-49	50+
Roveto	1/1	0/0	0/4	2/4	1/4
B. Thomas	1/1	0/0	1/2	3/3	0/1
BEARS	2/2	0/0	1/6	5/7	1/5
OPPONENTS	0/0	2/3	7/10	3/4	0/0

DEFENSE (Top 10)	T	S	A	FF	FR	PD	SA	Int
Fencik	82	52	30	0	0	5	0	2
Hampton	71	62	9	1	0	0	0	7.0
Singletary	71	61	10	1	1	2	1	0
Walterscheid	62	45	17	0	0	5	0	0
Wilson	40	31	9	0	0	1	2	0
Campbell	36	24	12	1	2	5	1	2
Frazier	31	28	3	1	1	12	2	0
Osborne	31	27	4	1	0	2	5	0
Schmidt	30	24	6	0	0	10	0	4
Fisher	29	23	6	0	0	2	0	3

SACKS: Hampton 7.0, Osborne 5.0, Hartenstine 4.5, McMichael 4.0, Harris 2.5, Wilson 2.0, Singletary 1.0, Campbell 1.0, Frazier 1.0, Bell 1.0, Herron 1.0
TEAM 30.0, OPPONENTS 33.0

USUAL STARTERS											
Offense						Defense					
WR.....	Ken Margerum	RE.....	Al Harris	Team Stats		BEARS		Avg		Rank	
LT.....	Phil McKinney	RT.....	Dan Hampton	Total Yards	2493	277.0	26				
LG.....	Noah Jackson	LT.....	Jim Osborne	Rushing Yards	988	109.8	18				
C.....	Dan Neal	LE.....	Mike Hartenstine	Passing Yards	1505	167.2	23				
RG.....	Jeff Williams	WLB.....	Gary Campbell	Points Scored	141	15.7	-				
RT.....	Keith Van Horne	MLB.....	Mike Singletary					Opp	Avg	Rank	
TE.....	Emery Moorehead	SLB.....	Otis Wilson	Total Yards	2851	316.8	16				
WR.....	Brian Baschnagel	RCB.....	Leslie Frazier	Rushing Yards	902	100.2	5				
QB.....	Jim McMahon	LCB.....	Terry Schmidt	Passing Yards	1949	216.6	21				
RB.....	Walter Payton	SS.....	Gary Fencik	Points Scored	174	19.3	-				
FB.....	Matt Suhey	FS.....	Len Walterscheid								



1983 CHICAGO BEARS STATISTICS

Record: 8-8, 500

T-2nd Place, NFC Central

Head Coach: Mike Ditka

09/04	L	17-20	ATLANTA	60,165			
09/11	W	17-10	TAMPA BAY	58,186			
09/18	L	31-34	ot at New Orleans	64,692			
09/25	L	19-22	ot at Baltimore	34,350			
10/02	W	31-14	DENVER	58,210			
10/09	L	14-23	MINNESOTA	59,632			
10/16	L	17-31	at Detroit	66,709			
10/23	W	7-6	at Philadelphia	45,263			
10/30	L	17-38	DETROIT	58,764			
11/06	L	14-21	at L.A. Rams	53,010			
11/13	W	17-14	PHILADELPHIA	47,524			
11/20	W	27-0	at Tampa Bay	36,816			
11/27	W	13-3	SAN FRANCISCO	40,483			
12/04	L	28-31	at Green Bay	51,147			
12/11	W	19-13	at Minnesota	57,880			
12/18	W	23-21	GREEN BAY	35,807			

	Bears	Opp
TOTAL FIRST DOWNS	308	286
Rushing	154	113
Passing	136	154
Penalty	18	19
3rd Down: Made/Att	79/231	72/216
3rd Down Pct.	34.2	33.3
4th Down: Made/Att	14/22	8/14
4th Down Pct.	63.6	57.1
TOTAL NET YARDS	5830	5132
Avg. Per Game	364.4	320.8
Total Plays	1083	1023
Avg. Per Play	5.4	5.0
NET YARDS RUSHING	2727	2000
Avg. Per Game	170.4	125.0
Total Rushes	583	482
NET YARDS PASSING	3103	3132
Avg. Per Game	193.9	195.8
Sacked/Yards Lost	53/358	51/384
Gross Yards	3461	3526
Att./Completions	447/255	490/249
Completion Pct.	57.0	50.8
Had Intercepted	21	22
PUNTS/AVERAGE	94/36.2	99/38.6
NET PUNTING AVG.	94/31.7	99/32.1
PENALTIES/YARDS	107/869	86/687
FUMBLES/BALL LOST	26/14	37/17
TOUCHDOWNS	39	36
Rushing	14	20
Passing	21	15
Returns	4	1

PASSING	Att	Cmp	Yds	Cmp%	Yd/Att	TD	TD%	Int	Int%	Lg	Sack/Lost	Rating
McMahon	295	175	2184	59.3	7.40	12	4.1	13	4.4	87	42/266	77.7
Evans	145	76	1108	52.4	7.64	5	3.4	7	4.8	72	11/92	68.9
Payton	6	3	95	50.0	15.83	3	50.0	2	33.3	56	0/0	95.8
Suhey	1	1	74	100.0	74.00	1	100.0	0	0.0	74	0/0	158.3
BEARS	447	255	3461	57.0	7.74	21	4.7	22	4.9	87	53/358	77.1
OPPONENTS	490	249	3526	50.8	7.20	15	3.1	21	4.3	74	51/384	66.8

Score by Period	1	2	3	4	OT	Tot
BEARS	55	104	40	112	0	311
OPPONENTS	78	63	83	71	6	301

SCORING	TDs:	Ru-Pa	R-K	PAT	FG	S	Pts
B.Thomas	0	0	0	0	35/38	14/25	0 77
Payton	8	6	2	0	0	0	0 48
Gault	8	0	0	0	0	0	0 48
Suhey	5	4	1	0	0	0	0 30
McKinnon	5	0	4	1	0	0	0 30
McMahon	3	2	1	0	0	0	0 18
Moorehead	3	0	3	0	0	0	0 18
Margerum	2	0	2	0	0	0	0 12
Evans	1	1	0	0	0	0	0 6
Frazier	1	0	0	1	0	0	0 6
Hutchinson	1	1	0	0	0	0	0 6
Schmidt	1	0	0	1	0	0	0 6
Hartenstine	1	0	0	1	0	0	0 6
BEARS	39	14	21	4	35/38	14/25	0 311
OPPONENTS	36	20	15	1	34/36	17/23	0 301

RUSHING	No	Yds	Avg	Lg	TD
Payton	314	1421	4.5	49	6
Suhey	149	681	4.6	39	4
McMahon	55	307	5.6	32	2
Evans	22	142	6.5	27	1
Gentry	16	65	4.1	17	0
Gault	4	31	7.8	22	0
Parsons	1	27	27.0	27	0
C. Thomas	8	25	3.1	9	0
Hutchinson	6	13	2.2	5	0
Margerum	1	7	7.0	7	1
Moorehead	5	6	1.2	5	0
Baschnagel	2	2	1.0	2	0
BEARS	583	2727	4.7	49	14
OPPONENTS	482	2000	4.1	71	20

RECEIVING	No	Yds	Avg	Lg	TD
Payton	53	607	11.5	74	2
Suhey	49	429	8.8	52	1
Moorehead	42	597	14.2	36	3
Gault	40	836	20.9	87	8
Margerum	21	336	16.0	60	2
McKinnon	20	326	16.3	49	4
Saldi	12	119	9.9	16	0
Dunsmore	8	102	12.8	24	0
Baschnagel	5	70	14.0	24	0
C. Thomas	2	13	6.5	7	0
Gentry	2	8	4.0	6	0
McMahon	1	18	18.0	18	1
BEARS	255	3461	13.6	87	21
OPPONENTS	249	3526	14.2	74	15

PUNTING	No	Yds	Avg	Net	TB	In	Lg	B
Parsons	79	2916	36.9	5	22	54	0	0
Slachowicz	14	447	31.9	0	0	48	2	0
BEARS	94	3399	36.2	36.2	5	22	54	2
OPPONENTS	99	3821	38.6	38.6	10	25	60	1

INTS	No	Yds	Avg	Lg	TD
Frazier	7	135	19.3	56	1
Schmidt	5	31	6.2	32	1
Richardson	5	9	1.8	6	0
Fencik	2	34	17.0	20	0
Wilson	1	6	6.0	6	0
Singletary	1	0	0.0	0	0
BEARS	21	215	10.2	56	2
OPPONENTS	22	291	13.2	35	1

KO RETURNS	No	Yds	Avg	Lg	TD
Hutchinson	17	259	15.2	28	0
Gault	13	276	21.2	38	0
Gentry	7	130	18.6	28	0
Watts	5	79	15.8	21	0
Duerson	3	66	22.0	24	0
Baschnagel	3	42	14.0	19	0
McKinnon	2	42	21.0	25	0
BEARS	58	953	16.4	38	0
OPPONENTS	66	1229	18.6	61	0

PUNT RET.	Ret	FC	Yds	Avg	Lg	TD
McKinnon	34	3	316	9.3	59	1
Fisher	13	3	71	5.5	11	0
Gault	9	1	61	6.8	12	0
BEARS	56	7	448	8.0	59	1
OPPONENTS	44	13	322	7.3	34	0

FGs	1-19	20-29	30-39	40-49	50+
B. Thomas	1/1	9/9	0/4	3/6	1/5
BEARS	1/1	9/9	0/4	3/6	1/5
OPPONENTS	1/1	7/7	7/8	2/6	0/1

DEFENSE	(Top 10)	T	S	A	FF	FR	PD	Sa	Int
Singletary	147	120	27	1	4	7	3.5	1	0
Bell	115	92	23	1	1	6	3.0	0	0
Wilson	103	87	16	2	0	7	1.0	1	0
Hartenstine	71	56	15	3	1	4	12.0	0	0
Richardson	69	58	11	0	1	20	0.0	5	0
Osborne	61	48	13	5	1	2	5.0	0	0
Frazier	60	52	8	0	1	21	0.0	7	0
Harris	57	48	9	0	2	0	7.0	0	0
Duerson	51	41	10	1	0	4	0.0	0	0
Hampton	47	40	7	0	0	4	5.0	0	0

SACKS: Hartenstine 12.0, McMichael 8.5, Harris 7.0, Hampton 5.0, Osborne 5.0, Singletary 3.5, Bell 3.0, Dent 3.0, Cabral 1.0, Campbell 1.0, Keys 1.0
TEAM 51.0, OPPONENTS 53.0

USUAL STARTERS

Offense	Defense
WR..... Willie Gault	RE..... Dan Hampton
LT..... Jim Covert	RT..... Steve McMichael
LG..... Noah Jackson	LT..... Jim Osborne
C..... Jay Hilgenberg	LE..... Mike Hartenstine
RG..... Kurt Becker	WLB..... Al Harris
RT..... Keith Van Horne	MLB..... Mike Singletary
TE..... Emery Moorehead	SLB..... Otis Wilson
WR..... Ken Margerum	RCB..... Leslie Frazier
QB..... Jim McMahon	LCB..... Mike Richardson
RB..... Walter Payton	SS..... Todd Bell
FB..... Matt Suhey	FS..... Gary Fencik

RANKINGS

Team Stats	Bears	Avg	Rank
Total Yards.....	5830	364.4	4
Rushing Yards.....	2727	170.4	1
Passing Yards.....	3103	193.9	17
Points Scored.....	311	19.4	-

	Opp	Avg	Rank
Total Yards.....	5132	320.8	8
Rushing Yards.....	2000	125.0	(11)
Passing Yards.....	3132	195.8	12
Points Scored.....	301	18.8	-

1984 CHICAGO BEARS STATISTICS

Record: 10-6, .625

1st Place, NFC Central

Head Coach: Mike Ditka

09/02	W	34-14	TAMPA BAY	58,789
09/09	W	27-0	DENVER	54,335
09/16	W	9-7	at Green Bay	55,795
09/23	L	9-38	at Seattle	61,520
09/30	L	14-23	DALLAS	63,623
10/07	W	20-7	NEW ORLEANS	53,752
10/14	L	21-38	at St. Louis	49,554
10/21	W	44-9	at Tampa Bay	60,003
10/28	W	16-7	MINNESOTA	57,517
11/04	W	17-6	L.A. RAIDERS	59,858
11/11	L	13-29	at L.A. Rams	62,021
11/18	W	16-14	DETROIT	54,911
11/25	W	34-3	at Minnesota	56,881
12/03	L	7-20	at San Diego	45,470
12/09	L	14-20	GREEN BAY	59,374
12/16	W	30-13	at Detroit	53,252

PLAYOFFS

12/30	W	23-19	at Washington	55,431
01/06	L	0-23	at San Francisco	61,040

Score by Period	1	2	3	4	OT	Tot
BEARS	91	107	62	65	0	325
OPPONENTS	33	73	53	89	0	248

SCORING	TDs:	Ru-Pa	R-K	PAT	FG	S	Pts
B. Thomas	0	0	0	0	35/37	22/28	0 101
Payton	11	11	0	0			0 66
Suhey	6	4	2	0			0 36
Gault	6	0	6	0			0 36
McKinnon	3	0	3	0			0 18
McMahon	2	2	0	0			0 12
Fuller	1	1	0	0			0 6
Landry	1	1	0	0			0 6
Bell	1	0	0	1			0 6
Gentry	1	1	0	0			0 6
Hutchinson	1	1	0	0			0 6
C. Thomas	1	1	0	0			0 6
Anderson	1	0	1	0			0 6
Dunsmore	1	0	1	0			0 6
Moorehead	1	0	1	0			0 6
BEARS	37	22	14	1	35/37	22/28	1 325
OPPONENTS	29	10	14	5	26/29	16/21	0 248

RUSHING	No	Yds	Avg	Lg	TD
Payton	381	1684	4.4	72	11
Suhey	124	424	3.4	21	4
McMahon	39	276	7.1	30	2
C. Thomas	40	186	4.7	37	1
Lisch	18	121	6.7	31	0
Fuller	15	89	5.9	26	1
Gentry	21	79	3.8	22	1
Hutchinson	14	39	2.8	6	1
McKinnon	2	12	6.0	21	0
Landry	2	1	0.5	1	1
Avellini	3	-5	-1.7	0	0
Moorehead	1	-2	-2.0	-2	0
BEARS	674	2974	4.4	72	22
OPPONENTS	378	1377	3.6	44	10

RECEIVING	No	Yds	Avg	Lg	TD
Payton	45	368	8.2	31	0
Suhey	41	309	7.5	23	2
Gault	34	587	17.3	61	6
McKinnon	30	434	14.5	32	3
Moorehead	29	497	17.1	50	1
Dunsmore	9	106	11.8	25	1
Salidi	9	90	10.0	20	0
C. Thomas	9	39	4.3	9	0
Baschnagel	6	53	8.8	17	0
Gentry	4	29	7.3	13	0
Anderson	3	77	25.7	49	1
Krenk	2	31	15.5	24	0
McMahon	1	42	42.0	42	0
Cameron	1	13	13.0	13	0
Cabral	1	7	7.0	7	0
BEARS	226	2695	11.9	61	14
OPPONENTS	197	3069	15.6	88	14

PUNTING	No	Yds	Avg	Net	TB	In	Lg	B
Finzer	83	3328	40.1	35.3	4	26	87	2
BEARS	85	3328	39.2	35.3	4	26	87	2
OPPONENTS	100	4130	41.3	34.3	7	12	62	0

INTS	No	Yds	Avg	Lg	TD
Fencik	5	102	20.4	61	0
Frazier	5	89	17.8	33	0
Bell	4	46	11.5	36	1
Richardson	2	7	3.5	7	0
Harris	1	34	34.0	34	0
Gayle	1	1	1.0	1	0
Duerson	1	9	9.0	9	0
Singletary	1	4	4.0	4	0
Schmidt	1	0	0.0	0	0
BEARS	21	290	13.8	61	1
OPPONENTS	15	241	16.1	66	3

KO RETURNS	No	Yds	Avg	Lg	TD
Cameron	26	485	18.7	40	0
Gentry	11	209	19.0	33	0
Duerson	5	95	19.0	26	0
Bell	1	35	35.0	35	0
Jordan	5	62	12.4	22	0
Gault	1	12	12.0	12	0
BEARS	49	898	18.3	40	0
OPPONENTS	68	1443	21.2	97	1

PUNT RET.	Ret	FC	Yds	Avg	Lg	TD
Fisher	58	11	492	8.5	28	0
Duerson	1	0	4	4.0	4	0
McKinnon	5	0	62	12.4	18	0
BEARS	64	11	558	8.7	28	0
OPPONENTS	41	12	249	6.1	21	0

FGs	1-19	20-29	30-39	40-49	50+
B. Thomas	3/3	6/7	5/6	6/9	2/3
BEARS	3/3	6/7	5/6	6/9	2/3
OPPONENTS	0/0	6/6	1/2	8/11	1/2

DEFENSE	T	S	A	FF	FR	PD	SA	Int
(Top 10)								
Singletary	116	81	35	3	1	4	3.5	1
Fencik	103	82	21	1	1	9	1.0	1
Bell	77	58	19	1	2	5	4.5	4
Harris	68	52	16	0	0	6	2.0	1
Wilson	61	47	14	1	0	3	7.5	0
Hampton	54	40	14	1	3	2	11.5	0
McMichael	42	30	12	0	0	2	10.0	0
Dent	39	31	8	4	1	1	17.5	0
Richardson	36	31	5	0	1	13	0.0	2
Hartenstine	36	24	12	2	2	0	6.0	0
SACKS:	Dent 17.5, Hampton 11.5, McMichael 10.0, Wilson 7.5, Hartenstine 6.0, Bell 4.5, Singletary 3.5, Duerson 3.0, Keys 2.5, Harris 2.0, Waechter 2.0, Fencik 1.0, Osborne 1.0							
TEAM	72.0, OPPONENTS 36.0							

PASSING	Att	Cmp	Yds	Cmp%	Yd/Att	TD	TD%	Int	Int%	Lg	Sack/Lost	Rating
McMahon	143	85	1146	59.4	8.01	8	5.6	2	1.4	61	10/48	97.8
Fuller	78	53	595	67.9	7.63	3	3.8	0	0.0	30	7/41	103.1
Lisch	85	43	413	50.6	4.86	0	0.0	6	7.1	23	13/91	34.9
Avellini	53	30	288	56.6	5.43	0	0.0	3	5.7	50	5/43	48.1
Landry	21	11	199	52.4	9.48	1	4.8	3	14.3	55	0/0	62.8
Payton	8	3	47	37.5	5.88	2	40.0	0	0.0	17	0/0	66.9
Baschnagel	2	1	7	50.0	3.5	0	0.0	1	15.0	7	0/0	43.9
BEARS	390	226	2695	57.9	6.91	14	3.6	15	3.8	61	36/232	75.3
OPPONENTS	435	197	3069	45.4	7.07	14	3.2	21	4.8	88	72/583	60.0

USUAL STARTERS											
Offense						Defense					
WR.....	Willie Gault	RE.....	Richard Dent	Team Stats		Team Stats		BEARS		Avg	Rank
LT.....	Jim Covert	RT.....	Dan Hampton	Total Yards	5437	Total Yards	339	8	7	
LG.....	Mark Bortz	LT.....	Steve McMichael	Rushing Yards	2974	Rushing Yards	185	9	1	
C.....	Jay Hilgenberg	LE.....	Mike Hartenstine	Passing Yards	2463	Passing Yards	153	9	26	
RG.....	Kurt Becker	WLB.....	Al Harris	Points Scored	325	Points Scored	20	3	-	
RT.....	Keith Van Horne	MLB.....	Mike Singletary					Opp		Avg	Rank
TE.....	Emery Moorehead	SLB.....	Otis Wilson	Total Yards	3860	Total Yards	241	3	1	
WR.....	Dennis McKinnon	RCB.....	Leslie Frazier	Rushing Yards	1377	Rushing Yards	86	1	1	
QB.....	S. Fuller/J. McMahon	LCB.....	Mike Richardson	Passing Yards	2486	Passing Yards	155	4	2	
RB.....	Walter Payton	SS.....	Todd Bell	Points Scored	248	Points Scored	15	5	-	
FB.....	Matt Suhey	FS.....	Gary Fencik								



1985 CHICAGO BEARS STATISTICS

Record: 15-1, .938

1st Place, NFC Central

Head Coach: Mike Ditka

09/08	W	38-28	TAMPA BAY	57,828
09/15	W	20-7	NEW ENGLAND	60,533
09/19	W	33-24	at Minnesota	61,242
09/29	W	45-10	WASHINGTON	63,708
10/06	W	27-19	at Tampa Bay	51,795
10/13	W	26-10	at San Francisco	60,523
10/21	W	23-7	GREEN BAY	65,095
10/27	W	27-9	MINNESOTA	63,815
11/03	W	16-10	at Green Bay	55,343
11/10	W	24-3	DETROIT	53,467
11/17	W	44-0	at Dallas	63,855
11/24	W	36-0	ATLANTA	61,769
12/02	L	24-38	at Miami	75,594
12/08	W	17-10	INDIANAPOLIS	59,997
12/14	W	19-6	at New York Jets	74,752
12/22	W	37-17	at Detroit	74,042
PLAYOFFS				
01/05	W	21-0	N.Y. GIANTS	62,076
01/12	W	24-0	L.A. RAMS	63,522
01/26*	W	46-10	New England	73,818
*Super Bowl XX at Superdome in New Orleans				

	Bears	Opp
TOTAL FIRST DOWNS	343	236
Rushing	176	74
Passing	145	141
Penalty	22	21
3rd Down: Made/Att	85/219	61/205
3rd Down Pct.	38.8	27.8
4th Down: Made/Att	5/13	6/16
4th Down Pct.	38.5	37.5
TOTAL NET YARDS	5837	4135
Avg. Per Game	364.8	258.4
Total Plays	1085	945
Avg. Per Play	5.4	4.4
NET YARDS RUSHING	2761	1319
Avg. Per Game	172.6	82.4
Total Rushes	610	359
NET YARDS PASSING	3076	2816
Avg. Per Game	192.3	176.0
Sacked/Yards Lost	43/227	64/483
Gross Yards	3303	3299
Att./Completions	432/237	522/249
Completion Pct.	54.9	47.7
Had Intercepted	16	34
PUNTS/AVERAGE	68/42.4	90/40.4
NET PUNTING AVG.	68/35.1	90/33.5
PENALTIES/YARDS	104/912	115/934
FUMBLES/BALL LOST	24/15	30/20
TOUCHDOWNS	51	23
Rushing	27	6
Passing	17	16
Returns	7	1

PASSING	Att	Cmp	Yds	Cmp%	Yd/Att	TD	TD%	Int	Int%	Lg	Sack/Lost	Rating
McMahon	313	178	2392	56.9	7.64	15	4.8	11	3.5	70	26/125	82.8
Fuller	107	53	777	49.5	7.26	1	0.9	5	4.7	69	17/102	57.0
Payton	5	3	96	60.0	19.2	1	20.0	0	0.0	50	0/0	143.8
Tomczak	6	2	33	33.3	5.5	0	0.0	0	0.0	24	0/0	52.8
Buford	1	1	5	100.0	5.0	0	0.0	0	0.0	5	0/0	96.1
BEARS	432	237	3305	54.9	7.65	17	3.9	16	3.7	70	43/227	75.6
OPPONENTS	522	249	3299	47.7	6.3	16	3.1	34	6.5	90t	64/483	52.4

Score by Period	1	2	3	4	OT	Tot
BEARS	67	144	123	122	0	456
OPPONENTS	50	77	34	37	0	198

SCORING	TDs: Ru-Pa-R K-PAT	FG	S	Pts				
Butler	0	0	0	0	144			
Payton	11	9	2	0	66			
McKinnon	7	0	7	0	42			
Fuller	5	5	0	0	30			
McMahon	4	3	1	0	24			
Thomas	4	4	0	0	24			
Gentry	3	2	0	1	18			
Perry	3	2	1	0	18			
Suhey	2	1	1	0	12			
Margerum	2	0	2	0	12			
Gault	2	0	1	1	12			
Wilson	1	0	0	1	8			
Dent	1	0	0	1	6			
Frazier	1	0	0	1	6			
Wrightman	1	0	1	0	6			
Rivera	1	0	0	1	6			
Moorehead	1	0	1	0	6			
Sanders	1	1	0	0	6			
Richardson	1	0	1	0	6			
McMichael	0	0	0	0	1	2		
Waechter	0	0	0	0	1	2		
BEARS	51	27	17	7	51/51	31/38	3	456
OPPONENTS	23	6	16	1	22/23	12/19	1	198

RUSHING	No	Yds	Avg	Lg	TD
Payton	324	1551	4.8	40	9
Suhey	115	471	4.1	17	1
McMahon	47	252	5.4	19	3
Gentry	30	160	5.3	21	2
Thomas	31	125	4.0	17	4
Sanders	25	104	4.2	28	1
Fuller	24	77	3.2	19	5
Gault	5	18	3.6	11	0
Perry	5	7	1.4	2	2
Tomczak	2	3	1.5	3	0
McKinnon	1	0	0.0	0	0
Margerum	1	-7	-7.0	-7	0
BEARS	610	2761	4.5	40	27
OPPONENTS	359	1319	3.7	37	6

RECEIVING	No	Yds	Avg	Lg	TD
Payton	49	483	9.9	65	2
Moorehead	35	481	13.7	25	1
Gault	33	704	21.3	70	1
Suhey	33	295	8.9	35	1
McKinnon	31	555	17.9	48	7
Wrightman	24	407	17.0	49	1
Margerum	17	190	11.2	20	2
Gentry	5	77	15.4	30	0
Thomas	5	45	9.0	15	0
Maness	1	34	34.0	34	0
McMahon	1	13	13.0	13	1
Sanders	1	9	9.0	9	0
Anderson	1	6	6.0	6	0
Perry	1	4	4.0	4	1
BEARS	237	3303	13.9	70	17
OPPONENTS	249	3299	13.2	90t	16

PUNTING	No	Yds	Avg	Net	TB	In	Lg	B
Buford	68	2870	42.2	35.1	14	18	69	1
BEARS	69	2870	41.6	35.1	14	18	69	1
OPPONENTS	90	3639	40.4	33.5	6	11	75	1

INTS	No	Yds	Avg	Lg	TD
Frazier	6	119	19.8	33	1
Duerson	5	58	11.6	25	0
Fencik	5	38	7.6	22	0
Marshall	4	27	5.4	14	0
Richardson	4	174	43.5	90	1
Wilson	3	35	11.7	23	1
Taylor	3	28	9.3	18	0
Dent	2	10	5	9	1
Singletary	1	23	23.0	23	0
Rivera	1	4	4.0	4	0
BEARS	34	512	15.1	90	4
OPPONENTS	46	99	2.2	43	1

KO RETURNS	No	Yds	Avg	Lg	TD
Gault	22	577	26.2	99t	1
Gentry	18	466	25.9	94	1
Taylor	1	18	18.0	18	0
McKinnon	1	16	16.0	16	0
Sanders	1	10	10.0	10	0
Marshall	0	2	0.0	2	0
BEARS	43	1089	25.3	99t	2
OPPONENTS	78	1827	23.4	58	0

PUNT RET.	Ret	FC	Yds	Avg	Lg	TD
Taylor	25	8	198	7.9	21	0
Orlegio	17	2	158	9.3	23	0
Duerson	6	0	47	7.8	11	0
Gentry	0	0	47	0.0	47	0
McKinnon	4	0	44	11.0	11	0
Maness	2	0	9	4.5	5	0
BEARS	54	10	503	9.3	47	0
OPPONENTS	24	9	203	8.5	29	0

FGs	1-19	20-29	30-39	40-49	50+
Butler	2/2	13/13	13/14	3/6	0/3
BEARS	2/2	13/13	13/14	3/6	0/3
OPPONENTS	1/1	2/3	5/6	3/5	1/4

DEFENSE	(Top 10)	T	S	A	FR	FF	PD	Sa	Int
Fencik	118	98	20	0	1	15	0	5	
Singletary	113	89	24	0	3	5	3	0	1
Marshall	78	60	18	2	1	4	6	0	4
Wilson	69	54	15	0	2	5	11.5	3	
Duerson	64	55	9	1	1	10	2.0	5	
Frazier	52	45	7	0	0	22	0.0	6	
McMichael	44	39	5	0	1	2	8.0	0	
Richardson	41	37	4	2	1	25	0.0	4	
Dent	38	33	5	7	2	7	17.0	2	
Hampton	32	26	6	2	3	2	5.5	0	
SACKS:	Dent 17.0, Wilson 11.5, McMichael 8.0, Marshall 6.0, Hampton 5.5, Perry 5.0, Singletary 3.0, Waechter 2.5, Duerson 2.0, Keys 2.0, Hartensline 1.0, Rivera 0.5								
TEAM	64.0, OPPONENTS 43.0								

BLACK box indicates World Championship.

				USUAL STARTERS			RANKINGS	
Offense		Defense		Team Stats	Bears	Avg	Rank	
WR.....	Willie Gault	RE.....	Richard Dent	Total Yards.....	5837	364.87	
LT.....	Jim Covert	RT.....	William Perry	Rushing Yards.....	2761	172.61	
LG.....	Mark Bortz	LT.....	Steve McMichael	Passing Yards.....	3076	192.320	
C.....	Jay Hilgenberg	LE.....	Dan Hampton	Points Scored.....	456	28.5-	
RG.....	Tom Thayer	WLB.....	Wilbur Marshall					
RT.....	Keith Van Horne	MLB.....	Mike Singletary					
TE.....	Emery Moorehead	SLB.....	Otis Wilson	Total Yards.....	4135	258.41	
WR.....	Dennis McKinnon	RCB.....	Leslie Frazier	Rushing Yards.....	1319	82.41	
QB.....	Jim McMahon	LCB.....	Mike Richardson	Passing Yards.....	2816	176.03	
RB.....	Walter Payton	SS.....	Dave Duerson	Points Scored.....	198	12.4-	
FB.....	Matt Suhey	FS.....	Gary Fencik					

CHICAGO BEARS ALL-TIME RESULTS

1986 CHICAGO BEARS STATISTICS

Record: 14-2, .875

1st Place, NFC Central

Head Coach: Mike Ditka

09/07	W	41-31	CLEVELAND	66,030
09/14	W	13-10	at PHILADELPHIA	65,130
09/22	W	25-12	at Green Bay	55,527
09/28	W	44-7	at Cincinnati	55,146
10/05	W	23-0	MINNESOTA	63,921
10/12	W	20-7	at Houston	46,026
10/19	L	7-23	at Minnesota	62,851
10/26	W	13-7	DETROIT	62,064
11/03	L	17-20	L.A. RAMS	64,877
11/09	W	23-3	at Tampa Bay	70,097
11/16	W	13-10	at Atlanta	55,520
11/23	W	12-10	GREEN BAY	59,291
11/30	W	13-10	at PITTSBURGH	61,425
12/07	W	48-14	TAMPA BAY	52,746
12/15	W	16-13	at Detroit	75,602
12/21	W	24-10	at Dallas	57,256
PLAYOFFS				
01/03	L	13-27	WASHINGTON	65,141

Score by Period	1	2	3	4	OT	Tot
BEARS	88	84	82	92	6	352
OPPONENTS	35	36	65	51	0	187

SCORING	TDs: Ru-Pa- R K-PAT	FG	S	Pts
Butler	0 0 0 0	36/38	28/41	0 120
Payton	11 8 3 0			0 66
Gault	5 0 0 0			0 30
Sanders	5 5 0 0			0 30
Gentry	3 1 0 2			0 18
Tomczak	3 3 0 0			0 18
Marshall	2 0 0 2			0 12
Ortego	2 0 2 0			0 12
Suhey	2 2 0 0			0 12
Anderson	1 0 1 0			0 6
Barnes	1 0 0 1			0 6
Flutie	1 1 0 0			0 6
McMahon	1 1 0 0			0 6
Moorehead	1 0 1 0			0 6
Hampton	0 0 0 0			1 2
McMichael	0 0 0 0			1 2
BEARS	38 21 12 5	36/38	28/41	2 352
OPPONENTS	20 4 12 4	19/20	16/22	0 187

RUSHING	No	Yds	Avg	Lg	TD
Payton	321	1333	4.2	41	8
Suhey	84	270	3.2	17	2
Sanders	27	224	8.3	75t	5
Thomas	56	224	4.0	23	0
McMahon	22	152	6.9	23	1
Anderson	35	146	4.2	23	0
Tomczak	23	117	5.1	16	3
Gentry	11	103	9.4	29	1
Gault	8	79	9.9	33	0
Flutie	9	36	4.0	19	1
Fuller	8	30	3.8	10	0
Perry	1	-1	-1.0	-1	0
Buford	1	-13	-13.0	-13	0
BEARS	606	2700	4.5	75t	21
OPPONENTS	427	1463	3.4	33	4

RECEIVING	No	Yds	Avg	Lg	TD
Gault	42	818	19.5	53t	5
Payton	37	382	10.3	57	3
Moorehead	26	390	15.0	85	1
Suhey	24	235	9.8	58	0
Ortego	23	430	18.7	58t	1
Wrightman	22	241	11.0	29	0
Gentry	19	238	12.5	41	0
Anderson	4	80	20.0	58t	1
Barnes	4	54	13.5	14	0
Thomas	4	18	4.5	18	0
Sanders	2	18	9.0	18	0
Bortz	1	8	8.0	8	0
BEARS	208	2912	14.0	85	12
OPPONENTS	243	3170	13.0	65t	12

PUNTING	No	Yds	Avg	Net	TB	In	Lg	B
Buford	69	2850	41.3	36.9	8	19	59	1
BEARS	70	2850	40.7	36.9	8	19	59	1
OPPONENTS	100	4090	40.9	33.5	13	17	59	1

INTS	No	Yds	Avg	Lg	TD
Richardson	7	69	9.9	32	0
Duerson	6	139	23.2	38	0
Marshall	5	68	13.6	58t	1
Fencik	3	37	12.3	24	0
Jackson	3	0	0.0	0	0
Wilson	2	31	15.5	21	0
McMichael	1	5	5.0	5	0
Gayle	1	13	13.0	13	0
Singletary	1	3	3.0	3	0
Phillips	1	6	6.0	6	0
Bell	1	-1	-1.0	-1	0
BEARS	31	370	11.9	58t	1
OPPONENTS	25	115	4.6	22	1

KO RETURNS	No	Yds	Avg	Lg	TD
Sanders	22	399	18.1	44	0
Gentry	20	576	28.8	91t	1
Anderson	4	26	6.5	13	0
Barnes	3	94	31.3	85t	1
Gault	1	20	20.0	20	0
BEARS	50	1115	22.3	91t	2
OPPONENTS	64	1376	21.5	55	0

PUNT RET.	Ret	FC	Yds	Avg	Lg	TD
Barnes	57	9	482	8.5	35	0
BEARS	57	9	482	8.5	35	0
OPPONENTS	23	14	110	4.8	15	0

FGs	1-19	20-29	30-39	40-49	50+
Butler	1/1	11/14	9/12	6/8	1/6
BEARS	1/1	11/14	9/12	6/8	1/6
OPPONENTS	0/0	5/6	3/4	4/6	4/6

DEFENSE	T	S	A	FF	FR	PD	SA	Int
Fencik	130	67	63	1	1	10	1	3
Singletary	129	68	61	1	0	9	2	1
Duerson	109	61	48	0	2	12	7	6
Marshall	105	60	45	4	3	6	5	5
Wilson	104	52	52	1	3	4	8	2
McMichael	87	50	37	1	2	3	8	5
Perry	84	51	33	2	0	1	5	0
Dent	75	30	45	4	0	5	11	5
Hampton	72	30	42	1	2	2	9	0
Richardson	68	46	22	1	0	17	0	7
SACKS: Dent 11.5, Hampton 9.5, McMichael 8.5, Wilson 8.0, Duerson 7.0, Marshall 5.5, Perry 5.0, Singletary 2.0, Harris 2.0, Fencik 1.0, Hartenstein 1.0, Rivera 1.0								
TEAM 62.0, OPPONENTS 24.0								

PASSING	Att	Cmp	Yds	Cmp%	Yd/Att	TD	Int%	Lg	Sack/Lost	Rating		
Tomczak	151	74	1105	49.0	7.32	2	1.3	10	6.6	85	4/30	50.2
McMahon	150	77	995	51.3	6.63	5	3.3	8	5.3	58t	6/40	61.4
Fuller	64	34	451	53.1	7.05	2	3.1	4	6.3	50t	8/53	60.1
Flutie	46	23	361	50.0	7.85	3	6.5	2	4.3	58t	6/30	80.1
Payton	4	0	0	0.0	0.00	0	0.0	1	25.0	0	0/0	0.0
BEARS	415	208	2912	50.1	7.02	12	2.9	25	6.0	85	24/153	57.6
OPPONENTS	513	243	3170	47.7	6.18	12	2.3	31	6.0	65t	62/503	49.9

USUAL STARTERS				RANKINGS			
Offense		Defense		Team Stats	Bears	Avg	Rank
WR.....	Willie Gault	RE.....	Richard Dent	Total Yards	5459	341.2	7
LT.....	Jim Covert	RT.....	William Perry	Rushing Yards	2700	168.8	1
LG.....	Mark Bortz	LT.....	Steve McMichael	Passing Yards	2759	172.4	20
C.....	Jay Hilgenberg	LE.....	Dan Hampton	Points Scored	352	22.0	-
RG.....	Tom Thayer	WLB.....	Wilbur Marshall				
RT.....	Keith Van Horne	MLB.....	Mike Singletary				
TE.....	Emery Moorehead	SLB.....	Otis Wilson	Total Yards	4130	258.1	1
WR.....	Keith Ortego	RCB.....	Jackson/Phillips	Rushing Yards	1463	91.4	2
QB.....	Mike Tomczak	LCB.....	Mike Richardson	Passing Yards	2667	166.7	2
RB.....	Walter Payton	SS.....	Dave Duerson	Points Scored	187	11.7	-
FB.....	Matt Suhey	FS.....	Gary Fencik				



1987 CHICAGO BEARS STATISTICS

Record: 11-4, .733

1st Place, NFC Central

Head Coach: Mike Ditka

09/14	W	34-19	N.Y. GIANTS	65,704
09/20	W	20-3	TAMPA BAY	63,551
09/27	Cancelled		at Detroit	
10/04	W	35-3	at Philadelphia	4,074
10/11	W	27-7	MINNESOTA	32,113
10/18	L	17-19	NEW ORLEANS	46,813
10/25	W	27-26	at Tampa Bay	70,747
11/01	W	31-28	KANSAS CITY	63,498
11/08	W	26-24	at Green Bay	53,320
11/16	L	29-31	at Denver	75,783
11/22	W	30-10	DETROIT	63,357
11/29	W	23-10	GREEN BAY	61,638
12/06	W	30-24	at Minnesota	62,331
12/14	L	0-41	at San Francisco	63,509
12/20	L	21-34	SEATTLE	62,518
12/27	W	6-3	at L.A. Raiders	78,019
PLAYOFFS				
01/10	L	17-21	WASHINGTON	58,153

	Bears	Opp
TOTAL FIRST DOWNS	319	261
Rushing	121	77
Passing	156	158
Penalty	42	26
3rd Down: Made/Att	73/204	80/226
3rd Down Pct.	35.7	35.3
4th Down: Made/Att	12/23	2/13
4th Down Pct.	52.1	15.3
TOTAL NET YARDS	5044	4215
Avg. Per Game	336.3	281.0
Total Plays	1026	989
Avg. Per Play	4.9	4.3
NET YARDS RUSHING	1954	1413
Avg. Per Game	130.3	94.2
Total Rushes	485	412
NET YARDS PASSING	3090	2802
Avg. Per Game	206.0	186.8
Sacked/Yards Lost	48/330	70/484
Gross Yards	3420	3286
Att./Completions	493/272	507/255
Completion Pct.	55.2	50.3
Had Intercepted	24	13
PUNTS/AVERAGE	62/39.9	86/39.6
NET PUNTING AVG.	62/31.3	86/32.4
PENALTIES/YARDS	103/821	120/1103
FUMBLES/BALL LOST	33/20	37/11
TOUCHDOWNS	42	33
Rushing	13	5
Passing	23	24
Returns	6	4

PASSING	Att	Cmp	Yds	Cmp%	Yd/Att	TD	TD%	Int	Int%	Lg	Sack/Lost	Rating
McMahon	210	125	1639	59.5	7.80	12	5.7	8	3.8	59t	22/136	87.4
Tomczak	178	97	1220	54.4	6.85	5	2.8	10	5.6	56t	9/59	62.0
Harbaugh	11	8	62	72.7	5.64	0	0.0	0	0.0	21	4/45	86.2
W. Payton	1	0	0	0.0	0.00	0	0.0	1	100.0	0	0/0	0.0
Others	93	42	799	45.1	5.37	6	6.5	5	5.4	28	13/90	62.4
BEARS	493	272	3420	55.2	6.94	23	4.7	24	4.9	59t	48/330	72.2
OPPONENTS	507	255	3286	50.3	6.48	24	4.7	13	2.6	75t	70/484	76.1

Score by Period	1	2	3	4	OT	Tot
BEARS	72	126	59	99	0	356
OPPONENTS	75	91	67	49	0	282

SCORING	TDs:Ru-Pa-R-K-PAT	FG	S	Pts		
Butler	0	0	0	28/30 19/28	0	85
Gault	7	0	7	0	0	42
Anderson	6	3	3	0	0	36
W. Payton	5	4	1	0	0	30
McKinnon	3	0	1	2	0	18
Boso	2	0	2	0	0	12
Gentry	2	0	1	1	0	12
McMahon	2	2	0	0	0	12
Gayle	1	0	0	1	0	6
Moorehead	1	0	1	0	0	6
Morris	1	0	1	0	0	6
Sanders	1	1	0	0	0	6
Tomczak	1	1	0	0	0	6
Others	10	2	6	2	10/10 3/4	0 79
BEARS	42	13	23	6	38/40 22/32	0 356
OPPONENTS	33	5	24	4	30/33 18/31	0 282

RUSHING	No	Yds	Avg	Lg	TD
Anderson	129	586	4.5	38t	3
W. Payton	146	533	3.7	17	4
Sanders	23	122	5.3	17	1
McMahon	22	88	4.0	13	2
Thomas	25	88	3.5	18	0
Tomczak	18	54	3.0	10	1
Gentry	6	41	6.8	12	0
Suhey	7	24	3.4	6	0
Gault	2	16	8.0	9	0
Harbaugh	4	15	3.8	9	0
Marshall	1	1	1.0	1	0
Perry	1	0	0.0	0	0
Others	101	386	3.8	28	2
BEARS	485	1954	4.0	38t	13
OPPONENTS	412	1413	3.4	25	5

RECEIVING	No	Yds	Avg	Lg	TD
Anderson	47	467	9.9	59t	3
Gault	35	705	20.1	56t	7
W. Payton	33	217	6.6	16	1
McKinnon	27	406	15.0	33	1
Moorehead	24	269	11.2	27	1
Morris	20	379	19.0	42t	1
Boso	17	188	11.1	31	2
Gentry	17	183	10.8	38t	1
Suhey	7	54	7.7	12	0
Sanders	3	53	17.7	25	0
Others	42	499	11.9	28	6
BEARS	272	3420	12.6	59t	23
OPPONENTS	255	3286	12.9	75t	24

PUNTING	No	Yds	Avg	Net	TB	In	Lg	B
Barnhardt	6	236	39.3	0	2	50	0	0
Brown	18	742	41.2	4	4	58	1	0
Wagner	36	1461	40.6	4	9	71	1	0
BEARS	62	2439	39.3	31.3	8	15	71	2
OPPONENTS	86	3408	39.6	32.4	7	16	60	1

INTS	No	Yds	Avg	Lg	TD
Duerson	3	0	0.0	0	0
Rivera	2	19	9.5	15	0
Phillips	2	1	0.5	1	0
Douglass	2	0	0.0	0	0
Gayle	1	20	20.0	20t	1
V. Jackson	1	0	0.0	0	0
Others	2	29	14.5	23t	1
BEARS	13	69	5.3	23t	2
OPPONENTS	24	334	13.9	70t	1

KO RETURNS	No	Yds	Avg	Lg	TD
Gentry	25	621	24.8	88t	1
Sanders	20	349	17.5	42	0
T. Bell	1	18	18.0	18	0
Suhey	1	9	9.0	9	0
Others	10	196	19.6	37	0
BEARS	57	1193	20.9	88t	1
OPPONENTS	58	1054	18.2	42	0

PUNT RET.	Ret	FC	Yds	Avg	Lg	TD
McKinnon	40	4	405	10.1	94t	2
Duerson	1	1	10	10.0	10	0
Others	9	1	69	7.7	16	0
BEARS	50	6	484	9.7	94t	2
OPPONENTS	26	7	339	13.0	83t	1

FGs	1-19	20-29	30-39	40-49	50+
Butler	0/0	11/11	5/5	1/6	2/6
Lashar	0/0	3/3	0/0	0/1	0/0
BEARS	0/0	14/14	5/5	1/7	2/6
OPPONENTS	0/0	6/8	4/9	8/13	0/1
Butler:	(24G,25G)	(50N,55N)	(0)0(47N)	(27G,52N)	(47N,48N,27G,29G,24G,52G)
(42G)	(31G,37G,29G)	(21G,27G,52G)	(23G,26G,30G)	(40N)(53N,48N)	(38G,30G)
Lashar:	(0)0(42N,26G,27G)	(22G)			
OPPONENTS:	(0)43G,46N)	(42N,27G)	(31N)		
(33N,48G,31G,42G,21G)	(46G,37G)	(35N)			
(39N,26N,47G)	(27G)	(36G)	(42N,32G,50N,37N)		
(26N,27G)	(20G,45G)	(45G,29G)	(48G,44N,46N)		

DEFENSE (Top 10)	T	S	A	FF	FR	PD	Sa	Int
Duerson	116	63	53	1	1	5	2	3
Singletary	108	55	53	3	1	4	2	0
Marshall	93	53	40	2	1	6	5	0
Bell	72	40	32	1	2	2	1	0
McMichael	57	29	38	1	0	2	7.5	0
Perry	55	25	30	0	0	2	3	0
Wilson	44	17	27	0	0	2	6.5	0
V. Jackson	39	19	20	2	0	12	0	1
Rivera	38	18	20	0	0	2	1	2
Dent	34	18	16	4	1	3	13.5	0
SACKS:	Dent 13.5, McMichael 7.5, Wilson 6.5, Marshall 5.0, Hampton 3.5, Perry 3.0, Duerson 2.0, Singletary 2.0, Bell 1.0, Rivera 1.0, Harris 1.0							
TEAM	70.0							
OPPONENTS	48.0							

USUAL STARTERS

Offense	Defense
WR..... Willie Gault	RE..... Richard Dent
LT..... Jim Covert	RT..... William Perry
LG..... Mark Bortz	LT..... Steve McMichael
C..... Jay Hilgenberg	LE..... Dan Hampton
RG..... Tom Thayer	WLB..... Wilbur Marshall
RT..... Keith Van Horne	MLB..... Mike Singletary
TE..... Emery Moorehead	SLB..... Otis Wilson
WR..... Ron Morris	RCB..... Vestee Jackson
QB..... J. McMahon/M. Tomczak	LCB..... Mike Richardson
RB..... Walter Payton	SS..... Todd Bell
FB..... Neal Anderson	FS..... Dave Duerson

RANKINGS

Team Stats	Bears	Avg	Rank
Total Yards	5044	336.3	12
Rushing Yards	1954	130.3	13
Passing Yards	3090	206.0	12
Points Scored	356	23.7	

	Opp	Avg	Rank
Total Yards	4215	281.0	2
Rushing Yards	1413	94.2	1
Passing Yards	2802	186.8	7
Points Scored	282	18.8	

1988 CHICAGO BEARS STATISTICS

Record: 12-4, .750
1st Place, NFC Central
Head Coach: Mike Ditka

09/04	W	34-7	MIAMI	63,330
09/11	W	17-13	at Indianapolis	60,503
09/18	L	7-31	MINNESOTA	63,990
09/25	W	24-6	at Green Bay	56,492
10/02	W	24-3	BUFFALO	62,793
10/09	W	24-7	at Detroit	64,526
10/16	W	17-7	DALLAS	64,759
10/24	W	10-9	SAN FRANCISCO	65,293
10/30	L	7-30	at New England	60,821
11/06	W	28-10	TAMPA BAY	56,892
11/13	W	34-14	at Washington	52,418
11/20	W	27-15	at Tampa Bay	67,070
11/27	W	16-0	GREEN BAY	62,026
12/05	L	3-23	at L.A. RAMS	65,579
12/11	W	13-12	DETROIT	55,010
12/19	L	27-28	at Minnesota	62,067

PLAYOFFS

12/31	W	20-12	PHILADELPHIA	65,534
01/08	L	3-28	SAN FRANCISCO	64,830

	Bears	Opp
TOTAL FIRST DOWNS	303	264
Rushing	137	76
Passing	134	158
Penalty	32	30
3rd Down: Made/Att	91/217	68/216
3rd Down Pct.	41.9	31.4
4th Down: Made/Att	7/17	8/18
4th Down Pct.	41.1	44.4
TOTAL NET YARDS	5317	4360
Avg. Per Game	332.3	272.5
Total Plays	1040	977
Avg. Per Play	5.1	4.5
NET YARDS RUSHING	2319	1326
Avg. Per Game	144.9	82.9
Total Rushes	555	389
NET YARDS PASSING	2998	3034
Avg. Per Game	187.4	189.6
Sacked/Yards Lost	24/175	43/365
Gross Yards	3173	3399
Att./Completions	461/248	545/245
Completion Pct.	53.8	45.0
Had Intercepted	15	26
PUNTS/AVERAGE	79/41.5	90/40.2
NET PUNTING AVG.	79/33.4	90/34.8
PENALTIES/YARDS	88/644	102/804
FUMBLES/BALL LOST	37/19	17/9
TOUCHDOWNS	38	25
Rushing	25	5
Passing	13	18
Returns	0	2

PASSING	Att	Cmp	Yds	Cmp%	Yd/Att	TD	Int
McMahon	192	114	1346	59.4	7.01	6	3
Tomczak	170	86	1310	50.6	7.71	7	4
Harbaugh	97	47	514	48.5	5.30	0	0
Anderson	1	0	0	0.0	0.00	0	0
Wagner	1	1	3	100.0	3.00	0	0
BEARS	461	248	3173	53.8	6.88	13	2.8
OPPONENTS	545	245	3399	45.0	6.24	18	3.3

Score by Period	1	2	3	4	OT	Tot
BEARS	77	131	42	62	0	312
OPPONENTS	49	56	50	60	0	215

SCORING	TDs	Ru	Pa	R-K	PAT	FG	S	Pts
Butler	0	0	0	0	37/38	15/19	0	82
Anderson	12	12	0	0	0	0	0	72
Gentry	4	1	3	0	0	0	0	24
McKinnon	4	1	3	0	0	0	0	24
McMahon	4	4	0	0	0	0	0	24
Morris	4	0	4	0	0	0	0	24
Sanders	3	3	0	0	0	0	0	18
Moorehead	2	0	2	0	0	0	0	12
Suhey	2	2	0	0	0	0	0	12
Harbaugh	1	1	0	0	0	0	0	6
Muster	1	0	1	0	0	0	0	6
Tomczak	1	1	0	0	0	0	0	6
McMichael	0	0	0	0	0	0	1	2
BEARS	38	25	13	0	37/38	15/19	1	312
OPPONENTS	25	5	18	2	22/25	13/22	2	215

RUSHING	No	Yds	Avg	Lg	TD
Anderson	249	1106	4.4	80t	12
Sanders	95	332	3.5	20t	3
Suhey	87	253	2.9	19	2
Muster	44	197	4.5	15	0
Harbaugh	19	110	5.8	19	1
McMahon	26	104	4.0	16	4
Gentry	7	86	12.3	58t	1
Morris	3	40	13.3	21	0
Tomczak	13	40	3.1	17	1
McKinnon	3	25	8.3	12	1
Thomas	5	20	4.0	8	0
Davis	1	3	3.0	3	0
Kozlowski	1	3	3.0	3	0
Wagner	2	0	0.0	0	0
BEARS	555	2319	4.3	80t	25
OPPONENTS	389	1326	3.4	32	5

RECEIVING	No	Yds	Avg	Lg	TD
McKinnon	45	704	15.6	76t	3
Anderson	39	371	9.5	36	0
Gentry	33	486	14.7	45	3
Morris	28	498	17.8	63t	4
Muster	21	236	11.2	40t	1
Suhey	20	154	7.7	29	0
Davis	15	220	14.7	36	0
Thornton	15	135	9.0	19	0
Moorehead	14	133	9.5	28	2
Sanders	9	94	10.4	39	0
Boso	6	50	8.3	15	0
Kozlowski	3	92	30.7	50	0
BEARS	248	3173	12.8	76t	13
OPPONENTS	245	3399	13.9	80t	18

PUNTING	No	Yds	Avg	Net	TB	In	Lg	B
Wagner	79	3282	41.5	33.4	10	18	70	0
BEARS	79	3282	41.5	33.4	10	18	70	0
OPPONENTS	90	3622	40.2	34.8	10	29	62	0

INTS	No	Yds	Avg	Lg	TD
Jackson	8	94	11.8	46	0
Tate	4	35	8.8	17	0
Morrissey	3	13	4.3	13	0
Duerson	2	18	9.0	18	0
Richardson	2	15	7.5	15	0
Krumm	2	14	7.0	14	0
Rivera	2	0	0.0	0	0
Douglass	1	35	35.0	35	0
Singletary	1	13	13.0	13	0
Gayle	1	0	0.0	0	0
BEARS	26	237	9.1	46	0
OPPONENTS	15	175	11.7	94t	1

KO RETURNS	No	Yds	Avg	Lg	TD
Gentry	27	578	21.4	51	0
Sanders	13	248	19.1	38	0
Muster	3	33	11.0	15	0
Kozlowski	2	37	18.5	24	0
BEARS	45	896	19.9	51	0
OPPONENTS	56	1130	20.2	51	0

PUNT RET.	Ret	FC	Yds	Avg	Lg	TD
McKinnon	34	8	277	8.1	23	0
Davis	3	1	17	5.7	13	0
Kozlowski	1	0	0	0.0	0	0
BEARS	38	9	294	7.7	23	0
OPPONENTS	40	9	447	11.2	64	0

FGs	1-19	20-29	30-39	40-49	50+
Butler	1/1	4/4	7/8	3/6	0/0
BEARS	1/1	4/4	7/8	3/6	0/0
OPPONENTS	0/0	7/7	3/5	2/8	1/2
Butler:	(40N, 44N)(40G, 37N)(0)(35G)(22G)(37G)				
(21G, 42N)(18G)(0)(32G, 24G)(36G, 43G)(0)(39G)					
(35G, 32G)(20G, 45G)					
OPPONENTS:	(0)(38G, 53G)(37G)(0)(28G, 46N)				
(0)(42N, 35N)(51N)(35G)(44N, 45G, 40N)(0)					
(27G, 37N, 23G)(48N, 43N)(25G, 27G, 22G)(25G, 44G)					

DEFENSE	(Top 10)	T	S	A	FF	FR	PD	SA	Int
Singletary	170	89	81	0	1	3	1	3	1
Duerson	105	57	48	2	0	6	1	2	0
McMichael	88	54	34	1	2	1	11.5	0	0
Hampton	88	50	38	0	0	3	9.5	0	0
Rivera	88	45	43	1	0	3	2	2	0
Douglass	76	43	33	0	2	11	0	1	0
Morrissey	68	26	42	0	1	5	0	3	0
Jackson	62	40	22	0	0	22	0	8	0
Dent	61	31	30	3	1	2	10.5	0	0
Richardson	60	40	20	0	0	30	0	2	0

SACKS: McMichael 11.5, Dent 10.5, Hampton 9.5, Harris 3.5, Chapura 2.0, Rivera 2.0, Duerson 1.0, Johnson 1.0, Singletary 1.0, Smith 1.0
TEAM 44.0, OPPONENTS 24.0

USUAL STARTERS											
Offense						Defense					
WR.....Dennis Gentry						RE.....Richard Dent					
LT.....J. Covert/J. Wojciechowski						RT.....Dan Hampton					
LG.....Mark Bortz						LT.....Steve McMichael					
C.....Jay Hilgenberg						LE.....Al Harris					
RG.....Tom Thayer						WLB.....Jim Morrissey					
RT.....Keith Van Horne						MLB.....Mike Singletary					
TE.....Jim Thornton						SLB.....Ron Rivera					
WR.....Dennis McKinnon						RCB.....Vestee Jackson					
QB.....Jim McMahon						LCB.....Mike Richardson					
RB.....Neal Anderson						SS.....Dave Duerson					
FB.....Matt Suhey						FS.....Shaun Gayle					

RANKINGS			
Team Stats	Bears	Avg	Rank
Total Yards	5317	332.3	..11
Rushing Yards	2319	144.9	..3
Passing Yards	2998	187.4	..20
Points Scored	312	19.5	..-
	Opp	Avg	Rank
Total Yards	4360	272.5	..2
Rushing Yards	1326	82.9	..1
Passing Yards	3034	189.6	..9
Points Scored	215	13.4	..-



1989 CHICAGO BEARS STATISTICS

Record: 6-10, .375
4th Place, NFC Central
Head Coach: Mike Ditka

09/10	W	17-10	CINCINNATI	64,730
09/17	W	38-7	MINNESOTA	66,475
09/24	W	47-27	at Detroit	71,418
10/02	W	27-13	PHILADELPHIA	66,625
10/08	L	35-42	at Tampa Bay	72,077
10/15	L	28-33	HOUSTON	64,383
10/23	L	7-27	at Cleveland	78,722
10/29	W	20-10	L.A. RAMS	65,506
11/05	L	13-14	at Green Bay	56,556
11/12	W	20-0	at Pittsburgh	56,505
11/19	L	31-32	TAMPA BAY	63,826
11/26	L	14-38	at Washington	50,044
12/03	L	16-27	at Minnesota	60,664
12/10	L	17-27	DETROIT	52,650
12/17	L	28-40	GREEN BAY	44,781
12/24	L	0-26	at San Francisco	60,207

Score by Period	1	2	3	4	OT	Tot
BEARS	40	108	82	128	0	358
OPPONENTS	69	111	72	125	0	377

SCORING	TDs:Ru-Pa-R-K-PAT	FG	S	Pts
Anderson	15 11 4 0		0	90
Butler	0 0 0 0	43/45 15/19	0	88
Muster	8 5 3 0		0	48
Davis	3 0 3 0		0	18
Harbaugh	3 3 0 0		0	18
McKinnon	3 0 3 0		0	18
Thornlon	3 0 3 0		0	18
Sanders	2 0 1 1		0	12
Suhey	2 1 1 0		0	12
Boso	1 0 1 0		0	6
Gentry	1 0 1 0		0	6
Green	1 1 0 0		0	6
Morris	1 0 1 0		0	6
Stinson	1 0 1 0		0	6
Tomczak	1 1 0 0		0	6
BEARS	45 22 21 2	43/45 15/19	0	358
OPPONENTS	43 21 21 1	41/43 26/36	0	377

PUNTING	No	Yds	Avg	Net	TB	In	Lg	B
Bulford	72	2884	39.5	33.4	9	21	60	0
BEARS	72	2884	39.5	33.4	9	21	60	0
OPPONENTS	67	2655	39.6	34.6	6	15	63	0

INTS	No	Yds	Avg	Lg	TD
Stinson	4	59	14.8	29	1
Lynch	3	55	18.3	41	0
Gayle	3	39	13.0	20	0
Woodford	3	0	0.0	0	0
Roper	2	46	23.0	43	0
Jackson	2	16	8.0	16	0
Rivera	2	1	0.5	1	0
Morrissey	2	0	0.0	0	0
Dent	1	30	30.0	30	0
Paul	1	20	20.0	20	0
Duerson	1	2	2.0	2	0
Douglass	1	0	0.0	0	0
Tate	1	0	0.0	0	0
BEARS	26	268	10.3	43	1
OPPONENTS	25	182	7.3	53	1

KO RETURNS	No	Yds	Avg	Lg	TD
Gentry	28	667	23.8	63	0
Sanders	23	491	21.3	96	1
Green	11	239	21.7	37	0
Suhey	6	93	15.5	21	0
Pruilt	2	17	8.5	11	0
Chapura	1	8	8.0	8	0
Kozlowski	1	12	12.0	12	0
Tate	1	12	12.0	12	0
BEARS	73	1539	21.1	96	1
OPPONENTS	68	1375	20.2	62	0

PUNT RET.	Ret	FC	Yds	Avg	Lg	TD
Green	16	5	141	8.8	24	0
McKinnon	10	3	67	6.7	17	0
Kozlowski	4	0	2	0.5	4	0
Waddle	1	0	2	2.0	2	0
Woodford	1	0	12	12.0	12	0
BEARS	32	8	220	6.9	24	0
OPPONENTS	30	5	262	8.7	34	0

FGs	1-19	20-29	30-39	40-49	50+
Butler	0/0	6/6	6/7	3/5	0/1
BEARS	0/0	6/6	6/7	3/5	0/1
OPPONENTS	3/3	11/11	3/6	8/13	1/3
Butler:	(29G)	(40G)	(21G, 22G, 25G, 32G)	(0)000	
	(35G, 46G)	(25G, 37G)	(39G, 35G)	(40G)	(0)(33G, 44N)
	(22G, 43N, 37N)	(0)(50N)			

DEFENSE (Top 10)	T	S	A	FF	FR	PD	Sa	Int
Singletary	151	79	72	2	0	5	1	0
Gayle	108	60	48	1	2	8	0	3
McMichael	108	59	49	1	1	2	7.5	0
Rivera	96	38	58	1	1	4	2	2
Duerson	91	52	39	1	0	7	0	1
Armstrong	80	37	43	1	1	1	5	0
Jackson	74	44	30	0	1	12	0	2
Dent	70	37	33	2	2	5	9	1
Roper	68	41	27	2	0	6	4.5	2
Perry	61	30	31	0	2	2	4	0

SACKS: Dent 9.0, McMichael 7.5, Armstrong 5.0, Roper 4.5, Perry 4.0, Chapura 3.0, Hampton 2.0, Rivera 2.0, Singletary 1.0, Woods 1.0
TEAM 39.0, OPPONENTS 28.0

	Bears	Opp
TOTAL FIRST DOWNS	302	332
Rushing	136	118
Passing	147	191
Penalty	19	23
3rd Down: Made/Att	92/214	84/206
3rd Down Pct.	43.9	40.8
4th Down: Made/Att	10/18	7/15
4th Down Pct.	55.6	46.7
POSSESSION AVG.	31:10	28:50
TOTAL NET YARDS	5375	5729
Avg. Per Game	335.9	358.1
Total Plays	1028	1039
Avg. Per Play	5.2	5.5
NET YARDS RUSHING	2287	1897
Avg. Per Game	142.9	118.6
Total Rushes	516	446
NET YARDS PASSING	3088	3832
Avg. Per Game	193.0	239.5
Sacked/Yards Lost	28/174	39/247
Gross Yards	3262	4079
Att./Completions	484/267	554/307
Completion Pct.	55.2	55.4
Had Intercepted	25	26
PUNTS/AVERAGE	72/39.5	67/39.6
NET PUNTING AVG.	72/39.5	67/34.6
PENALTIES/YARDS	95/846	95/802
FUMBLE/BALL LOST	23/17	24/12
TOUCHDOWNS	45	43
Rushing	22	21
Passing	21	21
Returns	2	1

PASSING	Att	Cmp	Yds	Cmp%	Yd/Att	TD	D%	Int	Int%	Lg	Sack/Lost	Rating
Tomczak	306	156	2058	51.0	6.73	16	5.2	16	5.2	79	10/68	68.2
Harbaugh	178	111	1204	62.4	6.76	5	2.8	9	5.1	49	18/106	70.5
BEARS	484	267	3262	55.2	6.74	21	4.3	25	5.2	79	28/174	69.1
OPPONENTS	554	307	4079	55.4	7.36	21	3.8	26	4.7	97	39/247	72.0

USUAL STARTERS

Offense	Defense
WR..... Ron Morris	RE..... Richard Dent
LT..... Jim Covert	RT..... William Perry
LG..... Mark Bortz	LT..... Steve McMichael
C..... Jay Hilgenberg	LE..... Trace Armstrong
RG..... Tom Thayer	WLB..... John Roper
RT..... Keith Van Horne	MLB..... Mike Singletary
TE..... Jim Thornlon	SLB..... Ron Rivera
WR..... Dennis McKinnon	RCB..... Vestee Jackson
QB..... Mike Tomczak	LCB..... Donnell Woolford
RB..... Neal Anderson	SS..... Dave Duerson
FB..... Brad Muster	FS..... Shaun Gayle

RANKINGS

Team Stats	Bears	Avg	Rank
Total Yards	5375	335.9	10
Rushing Yards	2287	142.0	2
Passing Yards	3088	193.0	19
Points Scored	358	22.4	7

	Opp	Avg	Rank
Total Yards	5729	358.1	25
Rushing Yards	1897	118.6	15
Passing Yards	3832	239.5	24
Points Scored	377	23.6	1

1990 CHICAGO BEARS STATISTICS

Record: 11-5, .688

1st Place, NFC Central

Head Coach: Mike Ditka

09/09	W	17-0	SEATTLE	64,400
09/16	W	31-13	at Green Bay	58,938
09/23	W	19-16	MINNESOTA	65,420
09/30	L	10-24	at L.A. Raiders	80,156
10/07	W	27-13	GREEN BAY	59,929
10/14	W	38-9	L.A. RAMS	59,383
10/28	W	31-21	at Phoenix	71,233
11/04	W	26-6	at Tampa Bay	68,555
11/11	W	30-24	ATLANTA	62,855
11/18	W	16-13	ot at Denver	75,013
11/25	L	13-41	at Minnesota	58,866
12/02	W	23-17	ot DETROIT	62,313
12/09	L	9-10	at Washington	53,920
12/16	L	21-38	at Detroit	67,759
12/23	W	27-14	TAMPA BAY	46,456
12/29	L	10-21	KANSAS CITY	60,262

PLAYOFFS

01/06	W	16-6	NEW ORLEANS	60,767
01/13	L	3-31	at N.Y. Giants	77,025

		Bears	Opp.
TOTAL FIRST DOWNS		295	256
Rushing		142	102
Passing		134	136
Penalty		19	18
3rd Down: Made/Att		81/221	65/188
3rd Down Pct.		36.7	34.6
4th Down: Made/Att		5/13	6/11
4th Down Pct.		38.5	54.5
POSSESSION AVG.		33:06	26:54
TOTAL NET YARDS		4980	4492
Avg. Per Game		311.3	280.8
Total Plays		1024	927
Avg. Per Play		4.9	4.8
NET YARDS RUSHING		2436	1572
Avg. Per Game		152.3	98.3
Total Rushes		551	391
NET YARDS PASSING		2544	2920
Avg. Per Game		159.0	182.5
Sacked/Yards Lost		43/283	41/300
Gross Yards		2827	3220
Att./Completions		430/229	495/258
Completion Pct.		53.3	52.1
Had Interceded		12	31
PUNTS/AVERAGE		78/39.4	74/37.9
NET PUNTING AVG.		78/33.5	74/31.7
PENALTIES/YARDS		75/615	84/676
FUMBLES/BALL LOST		29/14	38/14
TOUCHDOWNS		39	31
Rushing		22	10
Passing		14	19
Returns		3	2

PASSING	Att	Cmp	Yds	Cmp%	Yd/Att	TD	TD%	Int	Int%	Lg	Sack/Lost	Rating
Harbaugh	312	180	2178	57.7	6.96	10	3.2	6	1.9	80t	31/206	81.9
Tomczak	104	39	521	37.5	5.01	3	2.9	5	4.6	48	11/70	43.8
Willis	13	9	106	69.2	8.15	1	7.7	1	7.7	18	1/7	87.3
Bealey	1	1	22	100.0	22.00	0	0.0	0	0.0	22	0/0	118.8
Bears	430	229	2827	53.3	6.57	14	3.3	12	2.8	80t	43/283	73.1
OPPONENTS	495	258	3220	52.1	6.51	19	3.8	31	6.3	76t	41/300	59.3

Score by Period	1	2	3	4	OT	Tot
BEARS	54	156	70	59	9	348
OPPONENTS	59	80	53	88	0	280

SCORING	TDs	Ru-P	R-K	PAT	FG	S	Pts
Butler	0	0	0	0	36/37	26/37	0 114
Anderson	13	10	3	0	0	0	78
Muster	6	6	0	0	0	0	36
Harbaugh	4	4	0	0	0	0	24
Davis	3	0	3	0	0	0	18
Morris	3	0	3	0	0	0	18
Tomczak	2	2	0	0	0	0	12
Gentry	2	0	2	0	0	0	12
Boso	1	0	1	0	0	0	6
Green	1	0	1	0	0	0	6
Thornton	1	0	1	0	0	0	6
Jackson	1	0	0	1	0	0	6
Dent	1	0	0	1	0	0	6
Bailey	1	0	0	1	0	0	6

BEARS	39	22	14	3	36/37	26/37	0 348
OPPONENTS	31	10	19	2	28/31	22/28	0 280

RUSHING	No	Yds	Avg	Lg	TD
Anderson	260	1078	4.1	52	10
Muster	141	664	4.7	28	6
Harbaugh	51	321	6.3	17	4
Green	27	126	4.7	14	0
Bailey	26	86	3.3	9	0
Rouse	16	56	3.5	10	0
Gentry	11	43	3.9	11	0
Tomczak	12	41	3.4	14	2
Morris	2	26	13.0	16	0
L. Tate	3	5	1.7	4	0
Perry	1	-1	-1.0	-1	0
Buford	1	-9	-9.0	-9	0
Bears	551	2436	4.4	52	22
OPPONENTS	391	1572	4.0	25	10

RECEIVING	No	Yds	Avg	Lg	TD
Muster	47	452	9.6	48	0
Anderson	42	484	11.5	50t	3
Davis	39	572	14.7	51	3
Morris	31	437	14.1	67t	3
Gentry	23	320	13.9	80t	2
Thornton	19	254	13.4	32	1
Boso	11	135	12.3	25	1
Kozlowski	7	83	11.9	32	0
Green	4	26	6.5	10t	1
Waddle	2	32	16.0	23	0
Smith	2	20	10.0	12	0
Coley	1	7	7.0	7	0
Tomczak	1	5	5.0	5	0
Bears	229	2827	12.3	80t	14
OPPONENTS	258	3220	12.5	76t	19

PUNTING	No	Yds	Avg	Net	TB	In	Lg	B
Buford	76	3073	40.4	33.5	7	22	59	2
Bears	78	3073	39.4	33.5	7	22	59	2
OPPONENTS	74	2804	37.9	31.7	3	13	56	0

INTS	No	Yds	Avg	Lg	TD
Carrier	10	39	3.9	14	0
Stinson	6	66	11.0	30	0
Dent	3	21	7.0	15	0
Woodford	3	18	6.0	9	0
Paul	2	49	24.5	26	0
Rivera	2	13	6.5	13	0
Morrissey	2	12	6.0	12	0
Gayle	2	5	2.5	5	0
Jackson	1	45	45.0	45t	1
Bears	31	268	8.6	45t	1
OPPONENTS	12	164	13.7	46	0

KO RETURNS	No	Yds	Avg	Lg	TD
Bailey	23	363	15.8	30	0
Gentry	18	388	21.6	59	0
Green	7	112	16.0	20	0
Rouse	3	17	5.7	10	0
Ryan	1	-1	-1.0	-1	0
L. Tate	1	0	0.0	0	0
Bears	54	879	16.3	59	0
OPPONENTS	73	1494	20.5	64	0

PUNT RET.	Ret	FC	Yds	Avg	Lg	TD
Bailey	36	13	399	11.1	95t	1
Bears	36	13	399	11.1	95t	1
OPPONENTS	39	6	322	8.3	30	0

FGs	1-19	20-29	30-39	40-49	50+
Butler	1/1	8/8	5/8	8/13	4/7
Bears	1/1	8/8	5/8	8/13	4/7
OPPONENTS	1/1	8/8	10/14	3/4	0/1

Butler: (47G, 57N)(41G)(23G, 51G, 32G, 36N, 52G)
(22G)(50G, 32N, 51G)(27G)(33G)(51N, 30G, 22G, 40N)
(21G)(37G, 32G, 41N, 44G)(40G, 43G, 41N)(35N, 19G)
(29G, 23G, 46G, 46N)(50N)(42N, 46G, 43G)(24G)
OPPONENTS: (37G, 37G)(26G, 24G, 22G)(27G, 36N)
(38G, 27G)(35G)(36N)(42N, 36G)(27G, 24G)
(41G, 45G)(34G, 35N)(54N, 35G)(26G)(39N)
(19G, 30G, 43G, 32G, 38G)

DEFENSE (Top 10)	T	S	A	FF	FR	PD	Sa	Int
Singletary	151	67	84	0	2	4	1	0
Gayle	125	73	52	4	1	13	1	2
Carrier	122	55	67	5	2	20	0	10
Morrissey	109	54	55	1	2	9	0	2
Armstrong	82	33	49	2	2	4	0	0
Dent	81	43	38	2	3	13	12	3
McMichael	71	39	32	0	0	4	4	0
Perry	70	40	30	2	0	0	4	0
Woodford	70	38	32	0	0	13	2	3
Rivera	64	24	40	2	1	4	0	2

SACKS: Dent 12.0, Armstrong 10.0, McMichael 4.0, Perry 4.0, Cox 3.0, Jones 2.0, Woodford 2.0, Pruitt 1.0, Singletary 1.0, Gayle 1.0, Roper 1.0

TEAM 41.0, OPPONENTS 43.0

USUAL STARTERS

Offense		Defense	
WR.....	Wendell Davis	RE.....	Richard Dent
LT.....	Jim Covert	RT.....	Dan Hampton
LG.....	Mark Bortz	LT.....	William Perry
C.....	Jay Hilgenberg	LE.....	Trace Armstrong
RG.....	Tom Thayer	WLB.....	Ron Rivera
RT.....	Keith Van Horne	MLB.....	Mike Singletary
TE.....	Jim Thornton	SLB.....	Jim Morrissey
WR.....	Ron Morris	RCB.....	Lemuel Stinson
QB.....	Jim Harbaugh	LCB.....	Donnell Woolford
RB.....	Neal Anderson	SS.....	Shaun Gayle
FB.....	Brad Muster	FS.....	Mark Carrier

RANKINGS

Team Stats	Bears	Opp	Rank
Total Yards	4980	311.3	13
Rushing Yards	2436	152.3	2
Passing Yards	2544	159.0	28
Points Scored	348	21.8	-
Total Yards	4492	280.8	6
Rushing Yards	1572	98.3	7
Passing Yards	2920	182.5	10
Points Scored	280	17.5	-



1991 CHICAGO BEARS STATISTICS

Record: 11-5, .688

2nd Place, NFC Central

Head Coach: Mike Ditka

09/01	W	10-6	MINNESOTA	64,112
09/08	W	21-20	at Tampa Bay	65,625
09/15	W	20-17	N.Y. GIANTS	64,829
09/23	W	19-13	at N.Y. JETS	65,255
09/29	L	20-35	at Buffalo	80,366
10/06	L	7-35	WASHINGTON	64,941
10/17	W	10-0	at Green Bay	58,435
10/27	W	20-17	at New Orleans	68,591
11/03	W	20-10	DETROIT	57,281
11/11	W	34-17	at Minnesota	59,001
11/17	W	31-17	at Indianapolis	60,519
11/24	L	13-16	at MIAMI	58,288
11/28	L	6-16	at Detroit	78,879
12/08	W	27-13	GREEN BAY	62,353
12/14	W	27-0	TAMPA BAY	54,719
12/23	L	14-52	at San Francisco	60,419
PLAYOFFS				
12/29	L	13-17	DALLAS	62,594

	Bears	Opp
TOTAL FIRST DOWNS	317	254
Rushing	120	77
Passing	168	164
Penalty	29	13
3rd Down: Made/Att	95/221	69/208
3rd Down Pct.	43.0	33.2
4th Down: Made/Att	7/18	10/21
4th Down Pct.	38.9	47.6
POSSESSION AVG.	33:01	26:59
TOTAL NET YARDS	5069	4507
Avg. Per Game	316.8	281.7
Total Plays	1025	942
Avg. Per Play	4.9	4.8
NET YARDS RUSHING	1949	1580
Avg. Per Game	121.8	98.8
Total Rushes	502	389
NET YARDS PASSING	3120	2927
Avg. Per Game	195.0	182.9
Sacked/Yards Lost	26/172	40/257
Gross Yards	3292	3184
Att./Completions	497/286	513/286
Completion Pct.	57.5	55.8
Had Intercepted	17	17
PUNTS/AVERAGE	70/40.2	81/41.3
NET PUNTING AVG.	70/35.0	81/35.8
PENALTIES/YARDS	79/657	94/891
FUMBLES/BALL LOST	25/16	25/13
TOUCHDOWNS	35	29
Rushing	18	9
Passing	16	19
Returns	1	1

PASSING	Att	Cmp	Yds	Cmp%	Yd/Att	TD	TD%	Int	Int%	Lg	Sack/Lost	Rating
Harbaugh	478	275	3121	57.5	6.53	15	3.1	16	3.3	84t	24/163	73.7
Willis	18	11	171	61.1	9.50	1	5.6	1	5.6	42	2/9	88.0
Anderson	1	0	0	0.0	0.00	0	0.0	0	0.0	0	0/0	39.6
BEARS	497	286	3292	57.5	6.62	16	3.2	17	3.4	84t	26/172	74.1
OPPONENTS	513	286	3184	55.8	6.21	19	3.7	17	3.3	77t	40/257	72.9

Score by Period	1	2	3	4	OT	Tot
BEARS	40	96	71	86	6	299
OPPONENTS	57	72	51	86	3	269

SCORING	TDs:	Ru-Pa-	R-K-PAT	FG	S	Pts		
Butler	0	0	0	0	32/34	19/29	0	89
Anderson	9	6	3	0	0	0	0	54
Muster	7	6	1	0	0	0	0	42
Davis	6	0	6	0	0	0	0	36
Green	3	3	0	0	0	0	0	18
Waddle	3	0	3	0	0	0	0	18
Harbaugh	2	2	0	0	0	0	0	12
Morgan	2	0	2	0	0	0	0	12
Bailey	1	1	0	0	0	0	0	6
Stinson	1	0	0	1	0	0	0	6
Thornton	1	0	1	0	0	0	0	6
BEARS	35	18	16	1	32/34	19/29	0	299
OPPONENTS	29	9	19	1	29/29	22/30	0	269

RUSHING	No	Yds	Avg	Lg	TD
Anderson	210	747	3.6	42t	6
Muster	90	412	4.6	24	6
Harbaugh	70	338	4.8	20	2
Green	61	217	3.6	18	3
Rouse	27	74	2.7	10	0
Gentry	9	58	6.4	17	0
Willis	15	43	2.9	11	1
Lewis	15	36	2.4	9	0
Morgan	3	18	6.0	13	0
Willis	2	5	3.0	8	0
BEARS	502	1949	3.9	42t	18
OPPONENTS	389	1580	4.1	64t	9

RECEIVING	No	Yds	Avg	Lg	TD
Davis	61	945	15.5	75t	6
Waddle	55	599	10.9	37t	3
Anderson	47	368	7.8	26t	3
Muster	35	287	8.2	21	1
Thornton	17	278	16.4	33	1
Gentry	16	149	9.3	18	0
Rouse	15	93	6.2	14	0
Morgan	13	211	16.2	84t	2
Morris	8	147	18.4	33	0
Jennings	8	109	13.6	19	0
Green	6	54	9.0	15	0
Boso	3	36	12.0	22	0
Kozlowski	2	16	8.0	11	0
BEARS	286	3292	11.5	84t	16
OPPONENTS	286	3184	11.1	77t	19

PUNTING	No	Yds	Avg	Net	TB	In	Lg	B
Buford	69	2814	40.8	35.0	8	13	64	1
BEARS	70	2814	40.2	35.0	8	13	64	1
OPPONENTS	81	3343	41.3	35.8	5	26	61	0

INTS	No	Yds	Avg	Lg	TD
Stinson	4	69	17.3	34t	1
Paul	3	21	7.0	10	0
Carrier	2	54	27.0	39	0
Tate	2	35	17.5	28	0
Woodford	2	21	10.5	16	0
Gayle	1	11	11.0	11	0
Mangum	1	5	5.0	5	0
Morrissey	1	5	5.0	5	0
Dent	1	4	4.0	4	0
BEARS	17	225	13.2	39	1
OPPONENTS	17	145	8.5	23	0

KO RETURNS	No	Yds	Avg	Lg	TD
Bailey	16	311	19.4	31	0
Gentry	13	227	17.5	27	0
Morgan	4	69	17.3	29	0
Green	4	69	17.3	29	0
Lewis	2	13	6.5	13	0
Rouse	2	10	5.0	10	0
BEARS	45	763	17.0	31	0
OPPONENTS	58	1134	19.6	47	0

PUNT RET.	Ret	FC	Yds	Avg	Lg	TD
Bailey	36	11	281	7.8	37	0
Waddle	5	3	31	6.2	11	0
Green	3	1	9	3.0	8	0
Morgan	3	0	19	6.3	11	0
BEARS	47	15	340	7.2	37	0
OPPONENTS	28	12	205	7.3	18	0

FGs	1-19	20-29	30-39	40-49	50+
Butler	1/1	9/11	3/5	5/9	1/3
BEARS	1/1	9/11	3/5	5/9	1/3
OPPONENTS	1/1	9/10	7/9	3/7	2/3
Butler: (27N, 22G) (0/46G, 20G) (33G, 45N, 44G)					
(28G, 42G) (0/22G, 46N) (34G, 48G, 51N)					
(21G, 25G, 43N) (50G, 41G, 35N) (21G)					
(32G, 19G, 24N, 50N) (27G, 22G, 37N) (0/41N) (0)					
OPPONENTS: (26G, 24G) (31G, 49N, 36G)					
(43N, 35G, 35N) (19G, 37N, 34G, 28N) (49N)					
(47G, 54N, 23G) (0/60G) (31G) (20G) (47G)					
(35G, 22G, 27G) (21G, 50G, 37G) (25G, 25G, 49N)					
(0/41G)					

DEFENSE	T	S	A	FF	FR	PD	Sa	Int
Singletary	124	53	71	0	0	0	0	0
Morrissey	96	45	51	0	0	4	0	1
McMichael	94	48	46	2	2	4	9	0
Carrier	93	41	52	1	1	12	0	2
Roper	90	47	43	0	0	8	8	0
Dent	84	50	34	0	1	7	10.5	1
Perry	80	49	31	3	0	1	5.5	0
Woodford	77	52	25	0	1	19	1	2
Paul	75	32	43	0	0	6	0	3
Mangum	68	49	19	1	1	7	1	1
SACKS: Dent 10.5, McMichael 9.0, Roper 8.0, Perry 5.5, Armstrong 1.5, Ryan 1.5, Cox 1.0, Woodford 1.0, Mangum 1.0, Williams 1.0								
TEAM 40.0, OPPONENTS 26.0								

USUAL STARTERS

Offense	Defense
WR..... Wendell Davis	RE..... Richard Dent
LT..... John Wojciechowski	RT..... William Perry
LG..... Mark Bortz	LT..... Steve McMichael
C..... Jay Hilgenberg	LE..... Trace Armstrong
RG..... Tom Thayer	WLB..... John Roper
RT..... Keith Van Horne	MLB..... Mike Singletary
TE..... Jim Thornton	SLB..... Jim Morrissey
WR..... Tom Waddle	RCB..... Lemuel Stinson
QB..... Jim Harbaugh	LCB..... Donnell Woolford
RB..... Neal Anderson	SS..... Shaun Gayle
FB..... Brad Muster	FS..... Mark Carrier

RANKINGS

Team Stats	Bears	Avg	Rank
Total Yards	5069	316.8	11
Rushing Yards	1949	121.8	9
Passing Yards	3120	195.0	13
Points Scored	299	18.7	-

	Opp	Avg	Rank
Total Yards	4507	281.7	4
Rushing Yards	1580	98.8	10
Passing Yards	2927	182.9	81
Points Scored	269	16.8	-

1992 CHICAGO BEARS STATISTICS

Record: 5-11, .313
T-3rd Place, NFC Central
Head Coach: Mike Ditka

09/06	W	27-24	DETROIT	63,672
09/13	L	6-28	at New Orleans	68,591
09/21	L	14-27	N.Y. GIANTS	63,444
09/27	W	41-31	ATLANTA	63,528
10/04	L	20-21	at Minnesota	60,992
10/18	W	31-14	TAMPA BAY	61,412
10/25	W	30-10	at Green Bay	59,435
11/02	L	10-38	MINNESOTA	61,257
11/08	L	28-31	at CINCINNATI	56,120
11/15	L	17-20	at Tampa Bay	69,102
11/22	L	3-17	GREEN BAY	56,170
11/29	L	14-27	at Cleveland	73,578
12/07	L	7-24	at Houston	62,193
12/13	W	30-6	PITTSBURGH	52,904
12/20	L	3-16	at Detroit	72,777
12/27	L	14-27	at Dallas	63,101

	Bears		Opp.			
TOTAL FIRST DOWNS	282		274			
Rushing	101		109			
Passing	157		144			
Penalty	24		21			
3rd Down: Made/Att	72/198		69/194			
3rd Down Pct.	36.4		35.6			
4th Down: Made/Att	5/16		9/20			
4th Down Pct.	31.3		45.0			
POSSESSION AVG.	29:15		30:45			
TOTAL NET YARDS	4941		4952			
Avg. Per Game	308.8		309.5			
Total Plays	951		953			
Avg. Per Play	5.2		5.2			
NET YARDS RUSHING	1871		1948			
Avg. Per Game	116.9		121.8			
Total Rushes	427		468			
NET YARDS PASSING	3070		3004			
Avg. Per Game	191.9		187.8			
Sacked/Yards Lost	45/264		43/286			
Gross Yards	3334		3290			
Att./Completions	479/266		442/261			
Completion Pct.	55.5		59.0			
Had Intercepted	24		14			
PUNTS/AVERAGE	79/42.9		70/40.4			
NET PUNTING AVG.	79/36.2		70/35.2			
PENALTIES/YARDS	93/776		90/780			
FUMBLES/BALL LOST	23/10		34/16			
TOUCHDOWNS	34		43			
Rushing	15		14			
Passing	17		20			
Returns	2		9			
PASSING	Att	Cmp	Yds	Cmp%	Yd/Att	TD
Harbaugh	358	202	2468	56.4	6.94	14
Willis	92	54	716	58.7	7.78	4
Furrer	25	9	89	36.0	3.56	0
Gardocki	3	1	43	33.3	14.33	0
Muster	1	0	0	0.0	0.00	0
BEARS	479	266	3334	55.5	6.96	17
OPPONENTS	442	261	3290	59.0	7.44	20

Score by Period	1	2	3	4	OT	Tot		
BEARS	57	98	51	89	0	295		
OPPONENTS	58	83	93	124	3	361		
SCORING	TDs:Ru-Pa-R-K-PAT	FG	S	Pts				
Butler	0	0	0	0	34/34	19/26	0	91
Anderson	11	5	6	0			0	66
Lewis	5	4	0	1			0	30
Muster	5	3	2	0			0	30
Waddle	4	0	4	0			0	24
Davis	2	0	2	0			0	12
Green	2	2	0	0			0	12
Morgan	2	0	2	0			0	12
Harbaugh	1	1	0	0			0	6
Jennings	1	0	1	0			0	6
Zorich	1	0	0	1			0	6
BEARS	34	15	17	2	34/34	19/26	0	295
OPPONENTS	43	14	20	9	43/43	20/25	0	361
RUSHING	No	Yds	Avg	Lg	TD			
Anderson	156	582	3.7	49t	5			
Muster	98	414	4.2	35	3			
Lewis	90	382	4.2	33	4			
Harbaugh	47	272	5.8	17	1			
Green	23	107	4.7	18	2			
Morgan	3	68	22.7	35	0			
Davis	4	42	10.5	21	0			
Gentry	5	2	0.4	3	0			
Willis	1	2	2.0	2	0			
BEARS	427	1871	4.4	49t	15			
OPPONENTS	468	1948	4.2	44	14			
RECEIVING	No	Yds	Avg	Lg	TD			
Davis	54	734	13.6	40	2			
Waddle	46	674	14.7	68t	4			
Anderson	42	399	9.5	30t	6			
Muster	34	389	11.4	44t	2			
Jennings	23	264	11.5	23	1			
Lewis	18	175	9.7	30	0			
Morgan	14	323	23.1	83t	2			
Gentry	12	114	9.5	18	0			
Green	7	85	12.1	43	0			
Wright	5	56	11.2	24	0			
Blackwell	5	54	10.8	18	0			
Morris	4	44	11.0	26	0			
Wagner	1	16	16.0	16	0			
Kozlowski	1	7	7.0	7	0			
BEARS	266	3334	12.5	83t	17			
OPPONENTS	261	3290	12.6	72t	20			
TD%	Int	Int%	Lg	Sack/Lost	Rating			
3.6	12	3.4	83t	31/167	76.2			
4.3	8	8.7	68t	10/58	61.7			
0.0	3	12.0	16	4/39	7.3			
0.0	0	0.0	43	0/0	81.9			
0.0	1	100.0	0	0/0	0.0			
3.5	24	5.0	83t	45/264	68.3			
4.5	14	3.2	72t	43/286	84.4			

PUNTING	No	Yds	Avg	Net	TB	In	Lg	B
Gardocki	79	3393	42.9	36.2	9	19	61	0
BEARS	79	3393	42.9	36.2	9	19	61	0
OPPONENTS	70	2840	40.6	35.2	10	18	61	1
INTS	No	Yds	Avg	Lg	TD			
Woolford	7	67	9.6	32	0			
Stinson	2	43	23.0	46	0			
Gayle	2	39	19.5	30	0			
Morrissey	1	22	22.0	22	0			
Paul	1	10	10.0	10	0			
Singletary	1	4	4.0	4	0			
BEARS	14	188	13.4	46	0			
OPPONENTS	24	612	25.5	92t	6			
KO RETURNS	No	Yds	Avg	Lg	TD			
Lewis	23	511	22.2	97t	1			
Gentry	16	330	20.6	66	0			
Green	11	224	20.4	29	0			
Morgan	4	71	17.8	30	0			
Leeuwenburg	1	7	7.0	7	0			
Rivera	1	0	0.0	0	0			
BEARS	56	1143	20.4	97t	1			
OPPONENTS	50	1027	20.5	55	0			
PUNT RET.	Ret	FC	Yds	Avg	Lg	TD		
Woolford	12	3	127	10.6	36	0		
Waddle	8	10	28	3.5	13	0		
Morgan	3	1	21	7.0	13	0		
BEARS	23	14	176	7.7	36	0		
OPPONENTS	38	15	351	9.2	175	1		
FGs	1-19	20-29	30-39	40-49	50+			
Butler	1/1	8/8	10/10	0/4	1/3			
BEARS	1/1	8/8	9/10	0/4	1/3			
OPPONENTS	1/1	4/6	11/11	3/5	1/2			
Butler:	(34G, 41N, 38G)	(39G, 30G, 37N)	(20G, 21G)	(50G, 37G)	(55N, 26G)	(18G, 30G, 21G)	(28G)	(47N, 52N)
	(45N, 27G, 44N)	(36G)	(0G)	(37G, 26G, 38G)	(24G)	(0)	(51G, 28N)	(28G)
OPPONENTS:	(38G)	(42N)	(50N, 31G, 32G)	(46G)	(0)	(51G, 28N)	(28G)	(36G)
	(31G, 40G)	(39G)	(27G, 43G, 42N)	(19G)	(38G, 38G)	(22G, 38G, 30G)	(28N, 21G, 34G)	
DEFENSE								
(Top 10)	T	S	A	FF	FR	PD	Sa	Int
Singletary	135	65	70	2	0	4	1	1
Morrissey	115	56	59	0	0	4	1	1
Gayle	100	48	52	0	3	6	0	2
Woolford	94	69	25	2	0	27	0	7
Roper	94	54	40	0	0	2	2.5	0
McMichael	89	49	40	4	2	2	10.5	0
Carrier	89	43	46	1	2	10	0	0
Dent	82	46	36	6	1	3	8.5	0
Armstrong	75	40	35	1	1	0	6.5	0
Cox	56	23	33	1	1	0	1	0
SACKS:	McMichael 10.5	Dent 8.5,						
	Armstrong 6.5,	Spellman 4.0,	Ryan 3.0,					
	Roper 2.5,	Perry 2.0,	Zorich 2.0,	Cox 1.0,				
	Morrissey 1.0,	Rivera 1.0,	Singletary 1.0					
	TEAM 43.0,	OPPONENTS 45.0						

USUAL STARTERS				RANKINGS				
Offense		Defense		Team Stats	Bears	Avg	Rank	
WR.....	Wendell Davis	RE.....	Richard Dent		Total Yards	4941	308.8	.8
LT.....	Troy Auzenne	RT.....	William Perry		Rushing Yards	1871	116.9	.10
LG.....	Mark Bortz	LT.....	Steve McMichael		Passing Yards	3070	191.9	.14
C.....	Jerry Fontenot	LE.....	Trace Armstrong		Points Scored	295	18.4	-
RG.....	Tom Thayer	WLB.....	John Roper					
RT.....	Keith Van Horne	MLB.....	Mike Singletary	Team Stats	Opp	Avg	Rank	
TE.....	Keith Jennings	SLB.....	Jim Morrissey		Total Yards	4952	309.5	.17
WR.....	Tom Waddle	RCB.....	Lemuel Stinson		Rushing Yards	1948	121.8	.21
QB.....	Jim Harbaugh	LCB.....	Donnell Woolford		Passing Yards	3004	187.8	.15
RB.....	Neal Anderson	SS.....	Shaun Gayle		Points Scored	361	22.6	-
FB.....	Brad Muster	FS.....	Mark Carrier					



1993 CHICAGO BEARS STATISTICS

Record: 7-9, 438

4th Place, NFC Central

Head Coach: Dave Wannstedt

09/05	L	20-26	N.Y. GIANTS	66,900		
09/12	L	7-10	at Minnesota	56,285		
09/26	W	47-17	TAMPA BAY	58,329		
10/03	W	6-0	ATLANTA	57,441		
10/10	W	17-6	at Philadelphia	63,601		
10/25	L	12-19	MINNESOTA	64,677		
10/31	L	3-17	at Green Bay	58,945		
11/07	L	14-16	L.A. RAIDERS	59,750		
11/14	W	16-13	at San Diego	58,459		
11/21	W	19-17	at Kansas City	76,872		
11/25	W	10-6	at Detroit	76,699		
12/05	W	30-17	GREEN BAY	62,236		
12/12	L	10-13	at Tampa Bay	56,667		
12/18	L	3-13	DENVER	53,056		
12/26	L	14-20	DETROIT	43,443		
01/02	L	6-20	at L.A. Rams	39,147		

	Bears	Opp
TOTAL FIRST DOWNS	226	290
Rushing	98	112
Passing	113	163
Penalty	15	15
3rd Down: Made/Att	73/211	80/214
3rd Down Pct.	34.6	37.4
4th Down: Made/Att	4/14	6/15
4th Down Pct.	28.6	40.0
POSSESSION AVG.	28:36	31:24
TOTAL NET YARDS	3717	4653
Avg. Per Game	232.3	290.8
Total Plays	913	1026
Avg. Per Play	4.1	4.5
NET YARDS RUSHING	1677	1835
Avg. Per Game	104.8	114.7
Total Rushes	477	476
NET YARDS PASSING	2040	2818
Avg. Per Game	127.5	176.1
Sacked/Yards Lost	48/230	46/287
Gross Yards	2270	3105
Att./Completions	388/230	504/306
Completion Pct.	59.3	60.7
Had Intercepted	16	18
PUNTS/AVERAGE	80/38.5	78/41.4
NET PUNTING AVG.	80/36.6	78/36.2
PENALTIES/YARDS	68/587	91/783
FUMBLES/BALL LOST	29/14	24/12
TOUCHDOWNS	22	22
Rushing	10	9
Passing	7	12
Returns	5	1

OPPONENTS 306 3105 10.1 67 12												
PASSING	Att	Cmp	Yds	Cmp%	Yd/Att	TD	TD%	Int	Int%	Lg	Sack/Lost	Rating
Harbaugh	325	200	2002	61.5	6.16	7	2.2	11	3.4	48	43/210	72.1
Willis	60	30	268	50.0	4.47	0	0.0	5	8.3	29	5/20	27.6
Gardocki	2	0	0	0.0	0.00	0	0.0	0	0.0	0	0/0	39.6
Anderson	1	0	0	0.0	0.00	0	0.0	0	0.0	0	0/0	39.6
BEARS	388	230	2270	59.3	5.85	7	1.8	16	4.1	48	48/230	64.7
OPPONENTS	504	306	3105	60.7	6.16	12	2.4	18	3.6	67	46/287	71.4

Score by Period	1	2	3	4	OT	Tot
BEARS	37	85	56	56	0	234
OPPONENTS	45	83	38	64	0	230

SCORING	TDs:	RU-P	R-K	PAT	FG	S	Pts
Butler	0	0	0	0	21/22	27/36	0 102
Anderson	4	4	0	0	0	0	66
Harbaugh	4	4	0	0	0	0	24
Obee	3	0	3	0	0	0	18
Baker	2	0	0	2	0	0	12
Conway	2	0	2	0	0	0	12
Worley LG	2	2	0	0	0	0	12
Worley TM	2	2	0	0	0	0	12
Carrier	1	0	0	1	0	0	6
Jones	1	0	0	1	0	0	6
Lincoln	1	0	0	1	0	0	6
Waddle	1	0	1	0	0	0	6
Weltnight	1	0	1	0	0	0	6
BEARS	22	10	7	5	21/22	27/36	0 234
OPPONENTS	22	9	12	1	20/22	26/34	0 230

RUSHING	No	Yds	Avg	Lg	TD
Anderson	202	646	3.2	45	4
Worley LG	120	470	3.9	28	2
Worley TM	110	437	4.0	28	2
Harbaugh	60	277	4.6	25	4
Heyward	68	206	3.0	11	0
Conway	5	44	8.8	18	0
Green	15	29	1.9	10	0
Christian	8	19	2.4	12	0
Lewis	7	13	1.9	3	0
Willis	2	6	3.0	6	0
BEARS	477	1677	3.5	45	10
OPPONENTS	476	1835	3.9	26	9

RECEIVING	No	Yds	Avg	Lg	TD
Waddle	44	552	12.5	38	1
Anderson	31	160	5.2	35	0
Obee	26	351	13.5	48	3
Conway	19	231	12.2	38	2
Christian	16	160	10.0	36	0
Heyward	16	132	8.3	20	0
Jennings	14	150	10.7	29	0
Green	13	63	4.8	9	0
Davis	12	132	11.0	17	0
Worley LG	11	62	5.6	15	0
Worley TM	8	49	6.1	15	0
Gedney	10	98	9.8	24	0
Weltnight	9	93	10.3	25	1
Whitaker	6	53	8.8	18	0
Lewis	4	26	6.5	18	0
Banks LG	2	45	22.5	26	0
Banks TM	1	19	19.0	19	0
Harbaugh	1	1	1.0	1	0
BEARS	230	2270	9.9	48	7
OPPONENTS	306	3105	10.1	67	12

PUNTING	No	Yds	Avg	Net	TB	IN	Lg	B
Gardocki	80	3080	38.5	36.6	2	28	58	0
BEARS	80	3080	38.5	36.6	2	28	58	0
OPPONENTS	78	3231	41.4	36.2	6	22	75	1

INTS	No	Yds	Avg	Lg	TD
Carrier	4	94	23.5	34	1
Jones	4	52	13.0	22	0
Lincoln	3	109	36.3	80	1
Woodford	2	18	9.0	18	0
Blaylock	2	3	1.5	3	0
Dent	1	24	24.0	24	0
Mangum	1	0	0.0	0	0
McMichael	1	0	0.0	0	0
BEARS	18	300	16.7	86	2
OPPONENTS	16	105	6.6	25	1

KO RETURNS	No	Yds	Avg	Lg	TD
Conway	21	450	21.4	55	0
Green	9	141	15.7	30	0
Obee	9	159	17.7	34	0
Worley LG	6	121	20.2	26	0
Worley TM	2	36	18.0	24	0
A. Fontenot	1	8	8.0	8	0
Heyward	1	12	12.0	12	0
Mangum	1	0	0.0	0	0
Ryan	1	5	5.0	5	0
BEARS	45	811	18.0	55	0
OPPONENTS	53	918	17.3	35	0

PUNT RET.	Ret	FC	Yds	Avg	Lg	TD
Obee	35	20	289	8.3	28	0
BEARS	35	20	289	8.3	28	0
OPPONENTS	22	38	115	5.2	34	0

FGs	1-19	20-29	30-39	40-49	50+
Butler	0/0	7/8	12/13	3/7	5/8
BEARS	0/0	7/8	12/13	3/7	5/8
OPPONENTS	1/1	15/15	7/9	3/8	0/1
Butler: (20G, 34G) (53N) (33G, 40G, 32G, 31G)					
(48G, 44N, 52G) (37G) (37G, 39G, 55G, 35G) (33G)					
(21N, 30N) (33G, 54G, 20G) (55G) (31G) (45N)					
(27G, 50N, 53G)					
OPPONENTS: (19G, 35G, 23G, 26G) (47N, 22G)					
(20G) (0) (39G, 25G, 50N) (40G) (31G, 21G, 20G)					
(28G, 30B, 26G, 40N) (20G) (39G, 27G, 36N, 26G)					
(38G, 42G, 29N) (29G, 24G, 41N) (40G, 47N, 37G)					
(29G, 29G)					

DEFENSE (Top 10)	T	S	A	FF	FR	PD	Sa	Int
Jones	189	117	72	1	2	11	1	4
Gayle	124	79	45	2	0	2	1	0
Zorich	121	63	58	1	2	1	7	0
Cain	108	63	45	1	0	5	0	0
Woodford	101	86	15	0	0	22	0	2
Carrier	91	47	44	1	0	7	0	4
V. Smith	83	49	34	0	0	3	0	0
McMichael	78	50	28	0	2	5	6	1
Dent	64	43	21	0	1	3	12.5	1
Douglass	52	39	23	0	0	4	0	0
SACKS: Dent 12.5, Armstrong 11.5, Zorich 7.0, McMichael 6.0, Spellman 2.5, Cox 2.0, A. Fontenot 1.0, Gayle 1.0, Jones 1.0								
TEAM 46.0, OPPONENTS 48.0								

USUAL STARTERS

Offense	Defense
WR.....Tom Waddle	RE.....Richard Dent
LT.....Troy Auzenne	LT.....Chris Zorich
LG.....Mark Bortz	RT.....Steve McMichael
C.....Jerry Fontenot	LE.....Trace Armstrong
RG.....John Wojciechowski	WLB.....Vinson Smith
RT.....Jay Leeuwenburg	MLB.....Dante Jones
TE.....Keith Jennings	SLB.....Joe Cain
WR.....Curtis Conway	RCB.....Anthony Blaylock
QB.....Jim Harbaugh	LCB.....Donnell Woodford
RB.....Neal Anderson	SS.....Shaun Gayle
FB.....Craig Heyward	FS.....Mark Carrier

RANKINGS

Team Stats	Bears	Avg	Rank
Total Yards.....	3717	232.3	28
Rushing Yards.....	1677	104.8	19
Passing Yards.....	2040	127.5	28
Points Scored.....	234	14.6	-

	Opp	Avg	Rank
Total Yards.....	4653	290.8	4
Rushing Yards.....	1835	114.7	17
Passing Yards.....	2818	176.1	3
Points Scored.....	230	14.4	-

1994 CHICAGO BEARS STATISTICS

Record: 9-7, .563
T-2nd Place, NFC Central
Head Coach: Dave Wannstedt

09/04	W	21-9	TAMPA BAY	61,844
09/12	L	22-30	at Philadelphia	64,890
09/18	L	14-42	MINNESOTA	61,073
09/25	W	19-7	at N.Y. Jets	70,806
10/02	W	20-13	BUFFALO	62,406
10/09	W	17-7	NEW ORLEANS	63,822
10/23	L	16-21	at Detroit	73,574
10/31	L	6-33	GREEN BAY	47,381
11/06	W	20-6	at Tampa Bay	60,821
11/13	W	17-14	at Miami	64,871
11/20	W	20-10	DETROIT	55,035
11/27	W	19-16	ot at Arizona	65,922
12/01	L	27-33	at Minnesota	61,483
12/11	L	3-40	at Green Bay	57,927
12/18	W	27-13	L.A. RAMS	56,276
12/24	L	3-13	NEW ENGLAND	60,178
PLAYOFFS				
01/01	W	35-18	at Minnesota	60,347
01/07	L	15-44	at San Francisco	64,644

Score by Period	1	2	3	4	OT	Tot
BEARS	40	61	61	106	3	271
OPPONENTS	44	116	67	74	6	307

SCORING	TDs: Ru-Pa-R	K-PAT	FG	S	Pts
Butler	0	0	0	0	0
Tillman	7	7	0	0	42
Graham	5	0	4	1	32
Gedney	3	0	3	0	18
Jennings	3	0	3	0	18
Conway	2	0	2	0	14
Green	2	0	2	0	12
Cook	1	0	1	0	6
Harris	1	1	0	0	6
Lewis	1	0	1	0	6
McMurtry	1	0	1	0	6
Waddle	1	0	1	0	6
Walsh	1	1	0	0	6
Weinight	1	0	1	0	6
Worley	1	1	0	0	6
BEARS	30	10	19	1	24/24
OPPONENTS	31	10	16	5	25/26
2-Pt. Conversions: Conway, Graham, TEAM 2-6, OPPONENTS 3-4.					

RUSHING	No	Yds	Avg	Lg	TD
Tillman	275	899	3.3	25t	7
Harris	123	464	3.8	13	1
Green	25	122	4.9	14	0
Conway	6	31	5.2	12	0
Christian	7	29	4.1	8	0
Hoge	6	24	4.0	8	0
Worley	9	17	1.9	4	1
Walsh	30	4	0.1	12	1
Kramer	6	-2	-0.3	2	0
BEARS	487	1588	3.3	25t	10
OPPONENTS	432	1922	4.4	90	10

RECEIVING	No	Yds	Avg	Lg	TD
Graham	68	944	13.9	76t	4
Conway	39	546	14.0	85t	2
Harris	39	236	6.1	18	0
Tillman	27	222	8.2	39	0
Waddle	25	244	9.8	22	1
Green	24	199	8.3	39t	2
Cook	21	212	10.1	34	1
Gedney	13	157	12.1	37t	3
Hoge	13	79	6.1	11	0
Weinight	11	104	9.5	19	1
Jennings	11	75	6.8	23t	3
McMurtry	8	112	14.0	30	1
Prichard	3	25	8.3	12	0
Christian	2	30	15.0	21	0
Lewis	2	13	6.5	8	1
Carler	1	24	24.0	24	0
Worley	1	8	8.0	8	0
BEARS	308	3230	10.5	85t	19
OPPONENTS	295	3262	11.1	65t	16

PUNTING	No	Yds	Avg	Net	TB	In	Lg	B
Gardocki	76	2871	37.8	32.4	9	23	57	0
BEARS	76	2871	37.8	32.4	9	23	57	0
OPPONENTS	72	2808	39.0	34.9	4	27	61	0

INTS	No	Yds	Avg	Lg	TD
Woolford	5	30	6.0	25	0
Gayle	2	33	16.5	33	0
Carrier	2	10	5.0	7	0
Spellman	1	31	31.0	31	0
Douglass	1	18	18.0	18	0
Lincoln	1	5	5.0	5	0
BEARS	12	127	10.6	33	0
OPPONENTS	16	335	20.9	81t	3

KO RETURNS	No	Yds	Avg	Lg	TD
Lewis	35	874	25.0	55	0
Conway	10	228	22.8	34	0
Carler	6	99	16.5	26	0
Green	6	77	12.8	16	0
Worley	4	52	13.0	25	0
Flanigan	2	26	13.0	14	0
Harris	1	18	18.0	18	0
Thiery	1	0	0.0	0	0
Woolford	1	28	28.0	28	0
BEARS	66	1402	21.2	55	0
OPPONENTS	65	1271	19.6	102t	1

PUNT RET.	Ret	FC	Yds	Avg	Lg	TD
Graham	15	5	140	9.3	61t	1
Conway	8	9	63	7.9	24	0
Waddle	3	3	8	2.7	6	0
Lewis	1	3	7	7.0	7	0
BEARS	27	20	218	8.1	61t	1
OPPONENTS	26	18	225	8.7	57	0

FGs	1-19	20-29	30-39	40-49	50+
Butler	1/1	7/17	6/9	5/8	2/4
BEARS	1/1	7/17	6/9	5/8	2/4
OPPONENTS	1/1	13/13	9/11	7/14	0/2
Butler: 0/0 (54N) (44G, 42N, 30G) (50G, 20G) (46G, 36N) (46N, 22G) (18G, 37G) (51N, 40G) (28G, 23G) (35G, 52G, 31G, 27G) (29G, 33G, 40N) (25G) (41G, 30G) (44G, 28B, 36N)					
OPPONENTS: (31G, 49G, 30G, 54N) (41G, 29G, 33G) (43G, 24G) (47G, 41N) (28G, 30G) (50B, 36N) (0/30B) (33G, 47N, 38G) (29G, 33G, 45N) (29G, 43N) (49G, 22G, 47G) (45G, 41G, 29G, 38G) (39G, 24G, 20G, 29G) (18G, 42B, 21G) (29G, 22G, 46N)					

DEFENSE	T	S	A	FF	FR	PD	SA	Int
(Top 10)								
Cain	129	83	46	1	1	2	0	0
Jones	108	69	39	0	2	5	0	0
Carrier	107	59	48	1	0	7	0	2
Zorich	104	49	55	1	0	0	5	5
Gayle	97	67	30	3	1	8	0	2
Douglass	77	46	31	0	0	3	1.5	1
Woolford	65	54	11	1	0	21	0	5
A. Fontenot	62	37	25	1	0	2	4	0
Spellman	60	35	25	1	0	8	7	1
Armstrong	60	34	26	1	0	1	7.5	0
SACKS: Armstrong 7.5, Spellman 7.0, Zorich 5.5, A. Fontenot 4.0, Douglass 1.5, Epps 1.0, Smith 1.0, Mangum 0.5								
TEAM 28.0, OPPONENTS 25.0								

USUAL STARTERS

Offense	Defense
WR..... Jeff Graham	RE..... Alonzo Spellman
LT..... Andy Heck	RT..... Chris Zorich
LG..... Mark Bortz	LT..... A. Fontenot/Simpson
C..... Jerry Fontenot	LE..... Trace Armstrong
RG..... Jay Leeuwenburg	WLB..... Vinson Smith
RT..... James Williams	MLB..... Dante Jones
TE..... Marv Cook	SLB..... Joe Cain
WR..... Curtis Conway	RCB..... Jeremy Lincoln
QB..... Steve Walsh	LCB..... Donnell Woolford
RB..... Lewis Tillman	SS..... Shaun Gayle
FB..... Raymont Harris	FS..... Mark Carrier

RANKINGS

Team Stats	Bears	Avg	Rank
Total Yards.....	4679	292.4	..23
Rushing Yards.....	1588	99.3	..15
Passing Yards.....	3091	193.2	..21
Points Scored.....	271	16.9	..-
Opp Avg Rank			
Total Yards.....	5009	313.1	..13
Rushing Yards.....	1922	120.1	..13
Passing Yards.....	3087	192.9	..5
Points Scored.....	307	19.2	..-



1995 CHICAGO BEARS STATISTICS

Record: 9-7, .563
3rd Place, NFC Central
Head Coach: Dave Wannstedt

09/03	W	31-14	MINNESOTA	63,036
09/11	L	24-27	GREEN BAY	64,855
09/17	W	25-6	at Tampa Bay	71,507
09/24	L	28-34	at St. Louis	59,679
10/08	W	31-27	CAROLINA	59,668
10/15	W	30-27	at Jacksonville	72,020
10/22	W	35-32	HOUSTON	63,545
10/30	W	14-6	at Minnesota	61,238
11/05	L	34-37	at PITTSBURGH	61,838
11/12	L	28-35	at Green Bay	59,996
11/19	L	17-24	DETROIT	61,779
11/26	W	27-24	at N.Y. Giants	70,015
12/04	L	7-27	at Detroit	77,230
12/10	L	10-16	at Cincinnati	38,642
12/17	W	31-10	TAMPA BAY	49,475
12/24	W	20-14	PHILADELPHIA	52,391

	Bears	Opp
TOTAL FIRST DOWNS	340	316
Rushing	116	81
Passing	201	212
Penalty	23	23
3rd Down: Made/Att	88/207	101/217
3rd Down Pct.	42.5	46.5
4th Down: Made/Att	13/19	10/17
4th Down Pct.	68.4	58.8
POSSESSION AVG.	29:55	30:05
TOTAL NET YARDS	5673	5442
Avg. Per Game	354.6	340.1
Total Plays	1030	1035
Avg. Per Play	5.5	5.3
NET YARDS RUSHING	1930	1441
Avg. Per Game	120.6	90.1
Total Rushes	492	405
NET YARDS PASSING	3743	4001
Avg. Per Game	233.9	250.1
Sacked/Yards Lost	15/95	35/239
Gross Yards	3838	4240
Att./Completions	523/315	595/374
Completion Pct.	60.2	62.9
Had Interceded	10	16
PUNTS/AVERAGE	58/37.4	62/37.3
NET PUNTING AVG.	58/30.9	62/31.8
PENALTIES/YARDS	71/601	104/821
FUMBLES/BALL LOST	26/16	25/13
TOUCHDOWNS	46	41
Rushing	15	9
Passing	29	27
Returns	2	5

PASSING	Att	Cmp	Yds	Cmp%	Yd/Att	TD	TD%	Int	Int%	Lg	Sack/Lost	Rating
Kramer	522	315	3838	60.3	7.35	29	5.6	10	1.9	76	15/95	93.5
Conway	1	0	0	0.0	0.0	0	0.0	0	0.0	0	0/0	39.6
BEARS	523	315	3838	60.2	7.34	29	5.5	10	1.9	76	15/95	93.4
OPPONENTS	595	374	4240	62.9	7.13	27	4.5	16	2.7	99	35/239	88.1

Score by Period	1	2	3	4	OT	Tot
BEARS	73	130	91	98	0	392
OPPONENTS	93	112	66	86	3	360

SCORING	TDs:	Ru-Pa-R-K-PAT	FG	S	Pts
Butler	0	0	0	0	45/45 23/31 0 114
Conway	12	0	12	0	0 72
Salaam	10	10	0	0	0 60
Jennings	6	0	6	0	0 36
Graham	4	0	4	0	0 24
Green	3	3	0	0	0 18
Timpson	3	1	2	0	0 18
Flanigan	2	0	2	0	0 12
Weltnight	2	0	2	0	0 12
T. Carter	1	0	1	0	0 6
Kramer	1	1	0	0	0 6
Marshall	1	0	1	0	0 6
Minter	1	0	1	0	0 6
A. Fontenot	0	0	0	0	1 2
BEARS	46	15	29	2	45/45 23/31 1 392
OPPONENTS	41	9	27	5	40/40 24/29 0 360
2-Pt. Conversions: TEAM 0-1, OPPONENTS 1-1.					

2-Pt. Conversions: TEAM 0-1, OPPONENTS 1-1.

RUSHING	No	Yds	Avg	Lg	TD
Salaam	296	1074	3.6	42	10
Green	107	570	5.3	38	3
Tillman	29	78	2.7	9	0
Conway	5	77	15.4	20	0
A. Johnson	6	30	5.0	11	0
Kramer	35	39	1.1	11	1
T. Carter	10	34	3.4	7	0
Timpson	3	28	9.3	16	1
Flanigan	1	0	0.0	0	0
BEARS	492	1930	3.9	42	15
OPPONENTS	405	1441	3.6	29	9

RECEIVING	No	Yds	Avg	Lg	TD
Graham	82	1301	15.9	51	4
Conway	62	1037	16.7	76	12
T. Carter	40	329	8.2	27	1
Green	28	246	8.8	28	0
Jennings	25	217	8.7	20	6
Timpson	24	289	12.0	36	2
Weltnight	24	193	8.0	22	2
A. Johnson	13	86	6.6	18	0
Salaam	7	56	8.0	18	0
Gedney	5	52	10.4	15	0
Faulkerson	2	22	11.0	12	0
Flanigan	2	6	3.0	4	2
R. Harris	1	4	4.0	4	0
BEARS	315	3838	12.2	76	29
OPPONENTS	374	4240	11.3	99	27

PUNTING	No	Yds	Avg	Net	TB	In	Lg	B
Sauerbrun	55	2080	37.8	31.1	6	16	61	0
O'Neill	3	89	29.7	26.7	0	0	39	0
BEARS	58	2169	37.4	30.9	6	16	61	0
OPPONENTS	62	2311	37.3	31.8	8	21	57	2

INTS	No	Yds	Avg	Lg	TD
Woolford	4	21	5.3	16	0
Miniefield	3	37	12.3	37	0
Joseph	2	31	15.5	31	0
Lincoln	1	32	32.0	32	0
M. Carter	2	20	10.0	15	0
Mangum	1	2	2.0	2	0
Minter	1	2	2.0	2	1
Cox	1	1	1.0	1	0
Marshall	1	0	0.0	0	0
BEARS	16	146	9.1	37	1
OPPONENTS	10	203	20.3	38	1

KO RETURNS	No	Yds	Avg	Lg	TD
N. Lewis	42	904	21.5	52	0
Timpson	18	420	23.3	51	0
T. Carter	3	24	8.0	9	0
Green	3	29	9.7	19	0
Lundy LG	3	39	13.0	17	0
Lundy TM	1	11	11.0	11	0
Primus	2	39	19.5	22	0
Tillman	1	20	20.0	20	0
Graham	1	12	12.0	12	0
BEARS	71	1459	20.5	52	0
OPPONENTS	72	1570	21.8	54	0

PUNT RET.	Ret	FC	Yds	Avg	Lg	TD
Graham	23	14	183	8.0	39	0
Lundy	1	0	-4	-4.0	-4	0
BEARS	24	14	179	7.5	39	0
OPPONENTS	28	13	257	9.2	62	1

FGs	1-19	20-29	30-39	40-49	50+
Butler	0/0	16/19	5/6	2/4	0/2
BEARS	0/0	16/19	5/6	2/4	0/2
OPPONENTS	0/0	7/7	6/6	10/14	1/2
Butler:	(21G)(20G)(24G,37G,22G,27G)(0)(23G)(25G,21G,20G)(28G,22G,47G,35G)(0)(40G,27G,44N)(0)(39G,25B,52N)(27N,34G,37G)(53N)(27G)(26N,23G)(40N,27G,28G,37N)				
OPPONENTS:	(0)(32G,38G)(43G,40G)(45G,25G)(21G,49G)(47N,49G,40G,54N)(46N,39G)(22G,43G)(40G,46G,24G)(0)(43B,25G)(22G)(42G,36G)(28G,37G,39G,42N)(50G)(0)				

DEFENSE (Top 10)	T	S	A	FF	FR	PD	Sa	Int
M. Carter	158	97	61	2	1	10	0	2
Cain	119	73	46	0	0	5	0	0
Smith	111	72	39	1	1	3	4	0
Carrier	103	63	40	0	1	15	0	0
Minter	99	55	44	1	0	4	0	1
Cox	84	46	38	0	0	5	0	1
Zorich	79	38	41	1	1	0	1	0
Flanigan	77	46	31	0	0	1	11	0
Lincoln	73	61	12	0	0	12	1	1
Miniefield	72	49	23	0	0	10	0	0

SACKS: Flanigan 11.0, Spellman 8.5, Smith 4.0, Thierry 4.0, A. Fontenot 2.5, Lincoln 1.0, Mangum 1.0, Simpson 1.0, Zorich 1.0
TEAM 35.0, OPPONENTS 15.0

USUAL STARTERS

Offense	Defense
WR.....Jeff Graham	RE.....John Thierry
LT.....Andy Heck	RT.....Chris Zorich
LG.....Todd Perry	LT.....Jim Flanigan
C.....Jerry Fontenot	LE.....Alonso Spellman
RG.....Jay Leeuwenburg	WLB.....Ron Cox
RT.....James Williams	MLB.....Joe Cain
TE.....Keith Jennings	SLB.....Vinson Smith
WR.....Curtis Conway	RCB.....Jeremy Lincoln
QB.....Erik Kramer	LCB.....Donnell Woolford
RB.....Rashaan Salaam	SS.....Marty Carter
FB.....Tony Carter	FS.....Mark Carrier

RANKINGS

Team Stats	Bears	Avg	Rank
Total Yards.....	5673	354.6	9
Rushing Yards.....	1930	120.6	9
Passing Yards.....	3743	233.9	12
Points Scored.....	392	24.5	-

	Opp	Avg	Rank
Total Yards.....	5442	340.1	19
Rushing Yards.....	1441	90.1	5
Passing Yards.....	4001	250.1	21
Points Scored.....	360	22.5	-

CHICAGO BEARS ALL-TIME RESULTS

1996 CHICAGO BEARS STATISTICS

Record: 7-9, 438

3rd Place, NFC Central

Head Coach: Dave Wannstedt

09/02	W	22-6	DALLAS	63,076
09/08	L	3-10	at Washington	52,711
09/15	L	14-20	MINNESOTA	61,301
09/22	L	16-35	at Detroit	70,022
09/29	W	19-17	OAKLAND	57,062
10/06	L	6-37	GREEN BAY	65,480
10/13	L	24-27	at New Orleans	43,512
10/28	W	15-13	at Minnesota	58,143
11/03	W	13-10	TAMPA BAY	58,727
11/10	L	12-17	at Denver	75,555
11/17	L	10-14	at Kansas City	76,762
11/24	W	31-14	DETROIT	55,864
12/01	L	17-28	at Green Bay	59,482
12/08	W	35-9	ST. LOUIS	45,075
12/14	W	27-14	SAN DIEGO	49,763
12/22	L	19-34	at Tampa Bay	51,572

	Bears	Opp
TOTAL FIRST DOWNS	300	295
Rushing	104	87
Passing	176	183
Penalty	20	25
3rd Down: Made/Att	78/231	79/206
3rd Down Pct.	33.8	38.3
4th Down: Made/Att	20/28	8/14
4th Down Pct.	71.4	57.1
POSSESSION AVG.	30:51	29:09
TOTAL NET YARDS	4905	4884
Avg. Per Game	306.6	305.3
Total Plays	1046	981
Avg. Per Play	4.7	5.0
NET YARDS RUSHING	1720	1617
Avg. Per Game	107.5	101.1
Total Rushes	472	427
NET YARDS PASSING	3185	3267
Avg. Per Game	199.1	204.2
Sacked/Yards Lost	23/165	30/209
Gross Yards	3350	3476
Att./Completions	551/318	524/314
Completion Pct.	57.7	59.9
Had Intercepted	18	17
PUNTS/AVERAGE	78/44.8	76/40.1
NET PUNTING AVG.	78/34.9	76/34.0
PENALTIES/YARDS	103/808	113/849
FUMBLES/BALL LOST	25/9	29/11
TOUCHDOWNS	31	37
Rushing	9	13
Passing	19	21
Returns	3	3

PASSING	Att	Cmp	Yds	Cmp%	Yd/Att	TD
Krieg	377	226	2278	59.9	6.04	14
Kramer	150	73	781	48.7	5.21	3
Matthews	17	13	158	76.5	9.29	1
Stenstrom	4	3	37	75.0	9.25	0
Sauerbrun	2	2	63	100.0	31.50	0
Conway	1	1	33	100.0	33.00	1
BEARS	551	318	3350	57.7	6.08	19
OPPONENTS	524	314	3476	59.9	6.63	21

Score by Period	1	2	3	4	OT	Tot
BEARS	70	89	57	67	0	283
OPPONENTS	48	140	62	55	0	305

SCORING	TDs	Ru-Pa	R-K-PAT	FG	S	Pts		
Jaeger	0	0	0	23/23	19/23	0	80	
Conway	7	0	7	0	0	42		
Engram	6	0	6	0	0	36		
R. Harris	5	4	1	0	0	30		
Salaam	4	3	1	0	0	24		
Huerta TM	0	0	0	0	3/3	4/7	0	15
Cox	1	0	0	1	0	6		
Faulkerson	1	0	1	0	0	6		
Flanigan	1	0	1	0	0	6		
Krieg	1	1	0	0	0	6		
Lowery	1	0	0	1	0	6		
Matthews	1	1	0	0	0	6		
Spears	1	0	1	0	0	6		
Wetnight	1	0	1	0	0	6		
Woodford	1	0	0	1	0	6		
BEARS	31	9	19	3	26/26	23/30	1	283
OPPONENTS	37	13	21	3	35/36	16/23	0	305
2-Pt. Conversions: TEAM 0-5, OPPONENTS 0-1								

2-Pt. Conversions: TEAM 0-5, OPPONENTS 0-1.

RUSHING	No	Yds	Avg	Lg	TD
R. Harris	194	748	3.9	23	4
Salaam	143	496	3.5	32	3
Green	60	249	4.2	19	0
Hicks	27	92	3.4	23	0
Conway	8	50	6.3	19	0
T. Carter	11	43	3.9	23	0
Timpsong	3	21	7.0	13	0
Krieg	16	12	0.8	2	1
Kramer	8	4	0.5	3	0
Sauerbrun	1	3	3.0	3	0
Matthews	1	2	2.0	21	1
BEARS	472	1720	3.6	32	9
OPPONENTS	427	1617	3.8	63	13

RECEIVING	No	Yds	Avg	Lg	TD
Conway	81	1049	13.0	581	7
Timpsong	62	802	12.9	49	0
T. Carter	41	233	5.7	29	0
Engram	33	389	11.8	24	6
R. Harris	32	296	9.3	47	1
Wellnight	21	223	10.6	38	1
Green	13	78	6.0	18	0
Neely	9	92	10.2	21	0
Salaam	7	44	6.3	111	1
Jennings	6	56	9.3	20	0
Cash	4	42	10.5	14	0
J. A. Jackson	4	39	9.8	14	0
Krieg	1	5	5.0	5	0
Faulkerson	1	1	1.0	11	1
Flanigan	1	1	1.0	11	1
Spears	1	1	1.0	11	1
Hicks	1	-1	-1.0	-1	0
BEARS	318	3350	10.5	581	19
OPPONENTS	314	3476	11.1	621	21

PUNTING	No	Yds	Avg	Net	TB	In	Lg	B
Sauerbrun	78	3491	44.8	34.9	12	15	72	0
BEARS	78	3491	44.8	34.9	12	15	72	0
OPPONENTS	73	3047	40.1	34.0	9	25	60	1

INTS	No	Yds	Avg	Lg	TD
Woodford	6	37	6.2	281	1
M. Carter	3	34	11.3	29	0
Marshall	2	20	10.0	20	0
Carrier	2	0	0.0	0	0
W. Harris	2	0	0.0	0	0
Burton	1	11	11.0	11	0
Minter	1	5	5.0	5	0
BEARS	17	107	6.3	29	1
OPPONENTS	18	94	5.2	27	0

KO RETURNS	No	Yds	Avg	Lg	TD
Ja. Jackson	27	619	22.9	60	0
Engram	25	580	23.2	45	0
Faulkerson	4	63	15.8	20	0
Marshall	0	75	---	75	0
BEARS	56	1337	23.9	88	0
OPPONENTS	52	1115	21.4	901	1

PUNT RET.	Ret	FC	Yds	Avg	Lg	TD
Engram	31	19	282	9.1	34	0
BEARS	31	19	282	9.1	34	0
OPPONENTS	42	12	527	12.5	881	2

FGs	1-19	20-29	30-39	40-49	50+
Jaeger	0/0	4/4	3/4	12/15	0/0
Huerta	0/0	0/0	3/5	1/2	0/0
BEARS	0/0	4/4	6/9	13/17	0/0
OPPONENTS	0/0	6/7	4/4	3/9	3/3
Huerta: (31G, 35N, 42G, 34G) (37G, 39N) (44N)					
Jaeger: (0) (0) (46G) (44G, 24G, 40G, 30G) (40G, 41G)					
(28G, 32N) (44N, 46N, 41G, 44G) (27G, 47N, 23G)					
(35G, 48G) (49G) (42G) (34G) (0) (45G, 40G) (0)					
OPPONENTS: (28G, 43N, 28G) (50G, 44N) (33G, 34G)					
(0) (28G) (32G) (34G, 54G) (41G, 43G, 48B) (45G) (24G) (0)					
(0) (46N) (45N, 42G) (48N, 26N) (50G, 22G)					

DEFENSE	(Top 10)	T	S	A	FF	FR	PD	Sa	Int
M. Carter	180	102	78	1	0	14	0	1	0
Cain	124	68	56	3	0	1	1	0	0
W. Harris	113	93	20	2	0	18	0	2	0
Minter	106	56	50	1	0	4	1.5	1	0
Cox	99	56	43	1	2	2	3	0	0
Smith	89	48	41	0	2	1	1	0	0
Woodford	78	63	15	0	0	20	0	6	0
Spellman	78	46	32	3	0	2	8	0	0
Flanigan	78	43	35	0	0	1	5	0	0
Carrier	76	40	36	1	1	7	0	2	0

SACKS: Spellman 8.0, Flanigan 5.0, A. Fontenot 4.5, Cox 3.0, Thierry 2.0, Miniefield 1.5, Minter 1.5, Simpson 1.5, Cain 1.0, Mangum 1.0, Smith 1.0
TEAM 30.0, OPPONENTS 23.0

HISTORY

USUAL STARTERS

Offense	Defense
WR.....Curtis Conway	RE.....Alonzo Spellman
LT.....Andy Heck	RT.....Carl Simpson
LG.....Todd Perry	LT.....Jim Flanigan
C.....Jerry Fontenot	LE.....Albert Fontenot
RG.....Todd Burger	WLB.....Vinson Smith
RT.....James Williams	MLB.....Bryan Cox
TE.....Keith Jennings	SLB.....Joe Cain
WR.....Michael Timpsong	RCB.....Walt Harris
QB.....Dave Krieg	LCB.....Donnell Woodford
RB.....Raymont Harris	SS.....Marty Carter
FB.....Tony Carter	FS.....Mark Carrier

RANKINGS

Team Stats	Bears	Opp	Rank
Total Yards	4905	306.6	21
Rushing Yards	1720	107.5	16
Passing Yards	3185	199.1	19
Points Scored	283	17.7	-
	Opp	Avg	Rank
Total Yards	4884	305.3	12
Rushing Yards	1617	101.1	11
Passing Yards	3267	204.2	14
Points Scored	305	19.1	-



1997 CHICAGO BEARS STATISTICS

Record: 4-12, .250

5th Place, NFC Central

Head Coach: Dave Wannstedt

09/01	L	24-38	at Green Bay	60,766	
09/07	L	24-27	MINNESOTA	59,263	
09/14	L	7-32	DETROIT	59,147	
09/21	L	3-31	at New England	59,873	
09/28	L	3-27	at Dallas	64,082	
10/05	L	17-20	NEW ORLEANS	58,865	
10/12	L	23-24	GREEN BAY	62,212	
10/27	W	36-33	ot at Miami	73,156	
11/02	L	8-31	WASHINGTON	53,032	
11/09	L	22-29	at Minnesota	63,443	
11/16	L	15-23	N.Y. JETS	45,642	
11/23	W	13-7	TAMPA BAY	43,955	
11/27	L	20-55	at Detroit	77,904	
12/07	W	20-3	BUFFALO	39,784	
12/14	W	13-10	at St. Louis	66,030	
12/21	L	15-31	at Tampa Bay	70,930	

	Bears	Opp
TOTAL FIRST DOWNS	305	281
Rushing	94	97
Passing	188	156
Penalty	23	28
3rd Down: Made/Att	91/253	60/189
3rd Down Pct.	36.0	31.7
4th Down: Made/Att	14/27	3/9
4th Down Pct.	51.9	33.3
POSSESSION AVG.	33.08	26.52
TOTAL NET YARDS	4987	4888
Avg. Per Game	311.7	305.5
Total Plays	1128	935
Avg. Per Play	4.4	5.2
NET YARDS RUSHING	1746	1858
Avg. Per Game	109.1	116.1
Total Rushes	490	421
NET YARDS PASSING	3241	3030
Avg. Per Game	202.6	189.4
Sacked/Yards Lost	43/260	38/259
Gross Yards	3501	3289
Att./Completions	595/336	476/273
Completion Pct.	56.5	57.4
Had Intercepted	22	13
PUNTS/AVERAGE	96/42.5	81/43.5
NET PUNTING AVG.	96/82.6	81/36.6
PENALTIES/YARDS	107/867	93/763
FUMBLES/BALL LOST	33/19	25/17
TOUCHDOWNS	28	50
Rushing	14	18
Passing	14	25
Returns	0	7

PASSING	Att	Cmp	Yds	Cmp%	Yd/Att	TD	TD%	Int	Int%	Lg	Sack/Lost	Rating
Kramer	477	275	3011	57.7	6.31	14	2.9	14	2.9	781	25/149	74.0
Mirer	103	53	420	51.5	4.08	0	0.0	6	5.8	34	16/92	37.7
Stenstrom	14	8	70	57.1	5.00	0	0.0	2	14.3	18	2/19	31.0
Conway	1	0	0	0.0	0.00	0	0.0	0	0.0	0	0/0	39.6
BEARS	595	336	3501	56.5	5.88	14	2.4	22	3.7	781	43/260	66.1
OPPONENTS	476	273	3289	57.4	6.91	25	5.3	13	2.7	891	38/259	84.8

Score by Period	1	2	3	4	OT	Tot
BEARS	61	72	36	91	3	263
OPPONENTS	78	123	107	113	0	421

SCORING	TDs: Ru-Pa-R	K-PAT	FG	S	Pts		
Jaeger	0	0	0	20/20	21/26	0	83
R. Harris	10	10	0	0	0	60	44
Proehl	7	0	7	0	0	44	18
Penn	3	0	3	0	0	18	14
Engram	2	0	2	0	0	12	8
Kramer	2	2	0	0	0	12	8
Autry	1	1	0	0	0	8	8
Mirer	1	1	0	0	0	8	6
Conway	1	0	1	0	0	6	6
Wetnight	1	0	1	0	0	6	2
Flanigan	0	0	0	0	0	0	

2-Pt. Conversions: Autry, Engram, Flanigan, Mirer, Proehl, TEAM 5-8, OPPONENTS 2-5.

RUSHING	No	Yds	Avg	Lg	TD
R. Harris	275	1033	3.8	681	10
Autry	112	319	2.8	17	1
Salaam	31	112	3.6	17	0
Kramer	27	83	3.1	31	2
Mirer	20	78	3.9	20	1
T. Carter	9	56	6.2	16	0
Harmon LG	10	36	3.6	14	0
Harmon TM	2	6	3.0	4	0
Conway	3	17	5.7	10	0
Hicks	4	14	3.5	8	0
Smith	1	12	12.0	12	0
Sauerbrun	2	8	4.0	8	0
Hughes	1	3	3.0	3	0
Le Bel	1	0	0.0	0	0
Penn	1	-1	-1.0	-1	0
BEARS	490	1746	3.6	681	14
OPPONENTS	421	1858	4.4	76	18

RECEIVING	No	Yds	Avg	Lg	TD
Proehl	58	753	13.0	781	7
Penn	47	576	12.3	33	3
Wetnight	46	464	10.1	34	1
Engram	45	399	8.9	23	2
Conway	30	476	15.9	551	1
R. Harris	28	115	4.1	16	0
Ton. Carter	24	152	6.3	19	0
Harmon LG	18	197	10.9	27	0
Harmon TM	2	8	4.0	6	0
Jennings	14	164	11.7	23	0
Bowens	12	146	12.2	21	0
Autry	9	59	6.6	14	0
Allred	8	70	8.8	18	0
Hughes	8	68	8.5	16	0
Smith	2	22	11.0	12	0
Salaam	2	20	10.0	18	0
T. Allen	1	9	9.0	9	0
BEARS	336	3501	10.4	781	14
OPPONENTS	273	3289	12.0	891	25

PUNTING	No	Yds	Avg	Net	TB	In	Lg	B
Sauerbrun	95	4059	42.7	32.8	11	26	67	0
Jaeger	1	18	18.0	18.0	0	0	18	0
BEARS	96	4077	42.5	32.6	11	26	67	0
OPPONENTS	81	3526	43.5	36.6	12	28	72	0

INTS	No	Yds	Avg	Lg	TD
W. Harris	5	30	6.0	12	0
Tom Carter	3	12	4.0	12	0
Mangum	2	4	2.0	4	0
Marshall TM	2	0	0	0	0
Marshall	1	14	14.0	14	0
BEARS	13	60	4.6	14	0
OPPONENTS	22	328	14.9	381	1

KO RETURNS	No	Yds	Avg	Lg	TD
Hughes	43	1008	23.4	58	0
Bowens	19	396	20.8	36	0
Smith	10	196	19.6	28	0
Allred	2	21	10.5	11	0
Ton. Carter	2	34	17.0	19	0
Engram	2	27	13.5	20	0
Harmon LG	1	16	16.0	16	0
Wetnight	1	9	9.0	9	0
Marshall TM	0	3	---	3	0
BEARS	79	1694	21.4	58	0
OPPONENTS	52	1237	23.8	69	0

PUNT RET.	Ret	FC	Yds	Avg	Lg	TD
Hughes	36	7	258	7.2	19	0
Proehl	8	1	59	7.4	14	0
Dulaney	1	0	0	0.0	0	0
Engram	1	0	4	4.0	4	0
BEARS	46	8	321	7.0	19	0
OPPONENTS	52	16	727	14.0	83	2

FGs	1-19	20-29	30-39	40-49	50+
Jaeger	0/0	8/9	8/10	4/6	1/1
BEARS	0/0	8/9	8/10	4/6	1/1
OPPONENTS	0/0	9/9	12/12	3/9	0/2
Jaeger (42G) (39G) () (38G) (21G) (23G) (41G) (39G, 23G, 47G, 35G) () (29G, 22G, 36G) (34N, 32N) (32G, 25G, 41N) (52G, 32G, 45N) (41G, 38G) (22B, 27G, 20G) ()					
OPPONENTS: (38G, 36G, 29G) (33G, 40N, 28G, 42N) (23G, 33G, 29G, 32G) (27G) (33G, 23G) (38G, 48G) (37G) () (38G) (53N) (48N, 34G, 36G, 34G) (50N, 40N) (40G, 29G) (41N, 43G) (40N, 28G) (20G)					

DEFENSE	(Top 10)	T	S	A	FF	FR	PD	Sa	Int
Mangum	149	79	69	0	2	9	1	2	
M. Carter	142	81	59	1	0	6	1	1	
Minter	134	69	58	1	3	3	6	0	
B. Cox	133	77	50	1	1	5	5	0	
W. Harris	94	75	15	4	1	19	0	5	
R. Cox	83	44	37	1	0	2	1	0	
Flanigan	81	45	28	2	3	0	6	0	
Simpson	61	26	30	0	0	5	4.5	0	
T. Carter	56	49	7	0	0	19	0	3	
Reeves	52	24	27	0	1	0	0.5	0	
SACKS: Flanigan 6.0, Minter 6.0, B. Cox 5.0, Simpson 4.5, Thomas 4.5, Marshall TM 3.0, Thierry 3.0, Spellman 2.0, M. Carter 1.0, R. Cox 1.0, Mangum 1.0, Gasmanis 0.5, Reeves 0.5									
TEAM 38.0, OPPONENTS 43.0									

USUAL STARTERS										RANKINGS									
Offense					Defense					Team Stats					Opp				
WR.....	Bobby Engram	RE.....	Carl Reeves		Team Yards.....	4987.....	Avg.....	311.7.....	Rank.....										
LT.....	Andy Heck	RT.....	Carl Simpson		Rushing Yards.....	1746.....	109.1.....	16.....											
LG.....	Todd Perry	LT.....	Jim Flanigan		Passing Yards.....	3241.....	202.6.....	16.....											
C.....	Chris Villarrial	LE.....	John Thierry		Points Scored.....	263.....	16.4.....	-.....											
RG.....	Todd Burger	WLB.....	Barry Minter																
RT.....	James Williams	MLB.....	Bryan Cox																
TE.....	Keith Jennings	SLB.....	Ron Cox		Total Yards.....	4988.....	305.5.....	12.....											
WR.....	Ricky Proehl	RCB.....	Wall Harris		Rushing Yards.....	1858.....	116.1.....	19.....											
QB.....	Erik Kramer	LCB.....	Tom Carter		Passing Yards.....	3030.....	189.4.....	11.....											
RB.....	Raymont Harris	SS.....	Marty Carter		Points Scored.....	421.....	26.3.....	-.....											
FB.....	Tony Carter	FS.....	John Mangum																

1998 CHICAGO BEARS STATISTICS

Record: 4-12, .250

5th Place, NFC Central

Head Coach: Dave Wannstedt

09/06	L	23-24	JACKSONVILLE	55,614
09/13	L	12-17	at Pittsburgh	59,084
09/20	L	15-27	at Tampa Bay	64,328
09/27	L	28-31	MINNESOTA	57,783
10/04	W	31-27	DETROIT	55,562
10/11	L	7-20	at Arizona	47,860
10/18	W	13-12	DALLAS	59,201
10/25	W	23-20	at Tennessee	40,089
11/08	L	12-20	ST. LOUIS	50,263
11/15	L	3-26	at Detroit	63,152
11/22	L	13-20	at Atlanta	60,804
11/29	L	17-31	TAMPA BAY	51,938
12/06	L	22-48	at Minnesota	64,427
12/13	L	20-26	at Green Bay	59,813
12/20	W	24-3	BALTIMORE	40,853
12/27	L	13-16	GREEN BAY	58,393

Score by Period	1	2	3	4	OT	Tot
BEARS	51	95	53	77	0	276
OPPONENTS	61	104	116	87	0	368

SCORING	Tds	Ru-Pa	R-K	PAT	FG	S	Pts
Jaeger	0	0	0	0	27/28	21/26	0
Engram	5	0	5	0	0	0	30
Penn	3	0	3	0	0	0	20
Conway	3	0	3	0	0	0	20
Milburn	3	0	0	3	0	0	18
J. Allen	2	1	1	0	0	0	12
Bennett	2	2	0	0	0	0	12
Chancey	2	2	0	0	0	0	12
Stenstrom	2	2	0	0	0	0	12
Wetnight	2	0	2	0	0	0	12
Bownes	1	0	1	0	0	0	6
Hallock	1	1	0	0	0	0	6
W. Harris	1	0	1	0	0	0	6
Kramer	1	1	0	0	0	0	6
S. Lee	1	0	0	1	0	0	6
M. Robinson	1	0	1	0	0	0	6
Thierry	0	0	0	0	0	1	2
BEARS	30	9	16	5	27/28	21/26	2
OPPONENTS	42	12	27	3	36/38	26/31	0

2-Pt. Conversions: Penn, TEAM 1-2, OPPONENTS 1-4.

RUSHING	No	Yds	Avg	Lg	TD
Bennett	173	611	3.5	43	2
Enis	133	497	3.7	29	0
J. Allen	58	270	4.7	57	1
Chancey	29	122	4.2	14	2
Stenstrom	18	79	4.4	14	2
Conway	5	48	9.6	29	0
Hallock	13	41	3.2	14	1
Kramer	13	17	1.3	8	1
Moreno	4	9	2.3	9	0
Milburn	4	8	2.0	3	0
Morris	3	8	2.7	6	0
Engram	1	3	3.0	3	0
BEARS	454	1713	3.8	57	9
OPPONENTS	479	1875	3.9	50	12

RECEIVING	No	Yds	Avg	Lg	TD
Engram	64	987	15.4	79t	5
Conway	54	733	13.6	47	3
Penn	31	448	14.5	37	3
Bennett	28	209	7.5	31	0
Hallock	25	166	6.6	16	0
Wetnight	23	168	7.3	30	2
Mayes	21	217	10.3	22	0
Chancey	11	102	9.3	15	0
J. Allen	8	77	9.6	33	1
Enis	6	20	3.3	7	0
Bownes	5	69	13.8	44	1
M. Robinson	4	44	11.0	20t	1
Milburn	4	37	9.3	13	0
BEARS	284	3277	11.5	79t	16
OPPONENTS	292	3401	11.6	98t	27

PUNTING	No	Yds	Avg	Net	TB	In	Lg	B
Horan	64	2643	41.3	35.4	4	12	57	0
Sauerbrun	15	741	49.4	42.1	3	6	71	0
Jaeger	1	27	27.0	27.0	0	0	27	0
BEARS	80	3411	42.6	36.5	7	18	71	0
OPPONENTS	72	3084	42.8	35.7	11	20	68	1

INTS	No	Yds	Avg	Lg	TD
W. Harris	4	41	10.3	26	1
Collins	3	29	9.7	28	0
T. Carter	2	20	10.0	19	0
Minter	1	17	17.0	17	0
Thierry	1	14	14.0	14	0
Parrish	1	8	8.0	8	0
Cousin	1	0	0.0	0	0
S. Harris	1	0	0.0	0	0
BEARS	14	129	9.2	28	1
OPPONENTS	13	146	11.2	33t	1

KO RETURNS	No	Yds	Avg	Lg	TD
Milburn	62	1550	25.0	94t	2
Chancey	2	18	9.0	18	0
Bownes	1	19	19.0	19	0
Wiegmann	1	8	8.0	8	0
BEARS	66	1595	24.2	94t	2
OPPONENTS	55	1097	19.9	40	0

PUNT RET.	Ret	FC	Yds	Avg	Lg	TD
Milburn	25	15	291	11.6	93t	1
BEARS	25	15	291	11.6	93t	1
OPPONENTS	38	19	349	9.2	53	1

FGs	1-19	20-29	30-39	40-49	50+
Jaeger	2/2	8/9	9/10	1/4	1/1
BEARS	2/2	8/9	9/10	1/4	1/1
OPPONENTS	2/2	12/12	3/4	7/10	2/3
Jaeger:(45G,35G,42N,19G)(19G,36G)(26G,29G,52G)(23G)0(22G,29G)(39G,26G,34N,33G)(31G)(31G,43N)(35G,32G)(33G)0(0(20G)(29G,48N,21G)					
OPPONENTS:(23G)(49G)0(50G)(28G,53N,43G)(49G,46N,40G)(23G,23G)(29G,19G,49B)(24G,33G)(24G,25G)(50G,44G)(28G)(30G,20G)(35G,43G,40G,24G)(45B,27G)(39N,18G)					

DEFENSE								
(Top 10)	T	S	A	FF	FR	PD	SA	Int
M. Carter	159	101	58	0	2	5	0	0
Minter	140	93	44	2	1	2	1	1
Parrish	111	70	35	5	2	7	1	1
S. Harris	107	70	35	1	0	2	1	1
Wells	98	51	44	0	0	3	3	0
Flanigan	86	34	42	1	1	0	8.5	0
W. Harris	85	65	19	1	1	21	0	4
Cousin	73	55	17	1	2	18	0	1
McDonald	57	36	18	2	0	4	1	0
Lee	57	30	24	1	1	0	2	0
SACKS: Flanigan 8.5, Thomas TM 4.5, Thierry 3.5, Wells 3.0, S. Lee 2.0, Grasmanis 1.0, S. Harris 1.0, McDonald 1.0, Minter 1.0, Parrish 1.0, Reeves 1.0, B. Robinson 0.5								
TEAM 28.0, OPPONENTS 31.0								

PASSING	Att	Cmp	Yds	Cmp%	Yd/Att	TD	Int	Int%	Lg	Sack/Lost	Rating
Kramer	250	151	1823	60.4	7.29	9	3.6	7	2.8	79t	10/71
Stenstrom	196	112	1252	57.1	6.39	4	2.0	6	3.1	48	19/137
Moreno	43	19	166	44.2	3.86	1	2.3	0	0.0	21t	2/16
Bennett	2	1	18	50.0	9.00	1	50.0	0	0.0	18t	0/0
Horan	2	1	18	50.0	9.00	1	50.0	0	0.0	18t	0/0
Conway	1	0	0	0.00	0.00	0	0.0	0	0.0	0	0/0
BEARS	494	284	3277	57.5	6.63	16	3.2	13	2.6	79t	31/224
OPPONENTS	456	292	3401	64.0	7.46	27	5.9	14	3.1	98t	28/173

USUAL STARTERS									
Offense					Defense				
WR.....	Bobby Engram	RE.....	Shawn Lee		LT.....	Mike Wells			
LT.....	Andy Heck	RT.....	Jim Flanigan		LE.....	John Thierry			
LG.....	Todd Perry	WLB.....	Sean Harris		MLB.....	Barry Minter			
C.....	Casey Wiegmann	SLB.....	Rico McDonald		RCB.....	Walt Harris			
RG.....	Chris Villarrial	LCB.....	Terry Cousin		SS.....	Marty Carter			
RT.....	James Williams	FS.....	Tony Parrish						
TE.....	Alonzo Mayes								
WR.....	Curtis Conway								
QB.....	Erik Kramer								
RB.....	Edgar Bennett								
FB.....	Ty Hallock								

RANKINGS		
Team Stats	Bears	Avg
Total Yards	4766	297.9
Rushing Yards	1713	107.1
Passing Yards	3053	190.8
Points Scored	276	17.3
Opp		
Total Yards	5103	318.9
Rushing Yards	1875	117.2
Passing Yards	3228	201.8
Points Scored	368	23



2000 CHICAGO BEARS STATISTICS

Record: 5-11, .313
5th Place, NFC Central
Head Coach: Dick Jauron

09/03	L	27-30	at Minnesota	64,104
09/10	L	0-41	at Tampa Bay	65,569
09/17	L	7-14	N.Y. GIANTS	66,944
09/24	L	14-21	DETROIT	66,944
10/01	W	27-24	at Green Bay	59,869
10/08	L	10-31	NEW ORLEANS	66,944
10/15	L	16-28	MINNESOTA	66,944
10/22	L	9-13	at Philadelphia	65,553
11/05	W	27-24	INDIANAPOLIS	66,944
11/12	L	3-20	at Buffalo	72,420
11/19	W	13-10	TAMPA BAY	66,944
11/26	L	10-17	at N.Y. Jets	77,354
12/03	L	6-28	GREEN BAY	66,944
12/10	W	24-17	NEW ENGLAND	66,944
12/17	L	0-17	at San Francisco	68,306
12/24	W	23-20	at Detroit	71,957

	Bears	Opp
TOTAL FIRST DOWNS	239	297
Rushing	89	106
Passing	143	172
Penalty	7	19
3rd Down: Made/Att	67/222	82/223
3rd Down Pct.	30.2	36.8
4th Down: Made/Att	11/25	12/17
4th Down Pct.	44.0	70.6
POSSESSION AVG.	28.30	31.30
TOTAL NET YARDS	4541	5234
Avg. Per Game	283.8	327.1
Total Plays	993	1035
Avg. Per Play	4.6	5.1
NET YARDS RUSHING	1736	2407
Avg. Per Game	108.5	114.2
Total Rushes	417	469
NET YARDS PASSING	2805	3407
Avg. Per Game	175.3	212.9
Sacked/Yards Lost	34/200	36/230
Gross Yards	3005	3637
Att./Completions	542/304	530/332
Completion Pct.	56.1	62.6
Had Intercepted	16	11
PUNTS/AVERAGE	96/37.8	91/39.9
NET PUNTING AVG.	96/37.7	91/34.7
PENALTIES/YARDS	90/696	78/727
FUMBLES/BALL LOST	27/13	20/9
TOUCHDOWNS	22	43
Rushing	6	15
Passing	12	25
Returns	4	3

PASSING	Att	Cmp	Yds	Cmp%	Yd/Att	TD
McNown	280	154	1646	55.0	5.88	8
Matthews	178	102	964	57.3	5.42	3
Miller	82	47	382	57.3	4.66	1
Aguiar	1	1	13	100.0	13.00	0
Hartsell	1	0	0	0.0	0.00	0
BEARS	542	304	3005	56.1	5.54	12
OPPONENTS	530	332	3637	62.6	6.86	25

Score by Period	1	2	3	4	OT	Tot
BEARS	46	59	52	59	0	216
OPPONENTS	47	117	88	103	0	355

SCORING	TDs	Ru-Pa	R-K	PAT	FG	S	Pts	
Edinger	0	0	0	0	21/27	0	84	
M. Robinson	5	0	5	0	0	0	30	
Allen	3	2	1	0	0	0	18	
McNown	3	3	0	0	0	0	18	
Booker	2	0	2	0	0	0	12	
Kennison	2	0	2	0	0	0	12	
Allred	1	0	1	0	0	0	6	
Brown	1	0	1	0	0	0	6	
Enis	1	1	0	0	0	0	6	
W. Harris	1	0	1	0	0	0	6	
McQuarters	1	0	1	0	0	0	6	
Parrish	1	0	1	0	0	0	6	
White	1	0	1	0	0	0	6	
BEARS	22	6	12	4	21/27	0	216	
OPPONENTS	43	15	25	3	41/41	18/26	0	355
2-Pt. Conversions: TEAM 0-1, OPPONENTS 1-2.								

RUSHING	No	Yds	Avg	Lg	TD
Allen	290	1120	3.9	29	2
McNown	50	326	6.5	30	3
Enis	36	84	2.3	11	1
Barnes	15	81	5.4	20	0
Kenenson	3	72	24.0	52	0
Matthews	10	35	3.5	14	0
M. Robinson	1	9	9.0	9	0
Milburn	1	6	6.0	6	0
Miller	7	5	0.7	3	0
Engram	1	1	1.0	1	0
Booker	2	-1	-0.5	5	0
Bates	1	-2	-2.0	-2	0
BEARS	417	1736	4.2	52	6
OPPONENTS	469	1827	3.9	72t	15

RECEIVING	No	Yds	Avg	Lg	TD
M. Robinson	55	738	13.4	68t	5
Kenenson	55	549	10.0	26	2
Booker	47	490	10.4	41	2
Allen	39	291	7.5	26	1
Brooks	26	216	8.3	27	0
Sinceno	23	206	9.0	28	0
Engram	16	109	6.8	25	0
White	10	87	8.7	25t	1
Allred	9	109	12.1	25	1
Enis	8	68	8.5	18	0
Bates	4	42	10.5	18	0
Mayes	4	40	10.0	19	0
Dragos	4	28	7.0	10	0
Wells	1	13	13.0	13	0
Milburn	1	8	8.0	8	0
Barnes	1	7	7.0	7	0
Lyman	1	4	4.0	4	0
BEARS	304	3005	9.9	68t	12
OPPONENTS	332	3637	11.0	66	25

PUNTING	No	Yds	Avg	Net	TB	In	Lg	B
Aguiar	52	2017	38.8	34.9	4	8	56	0
Bartholomew	44	1607	36.5	32.2	3	12	52	0
BEARS	96	3624	37.8	33.7	7	20	56	0
OPPONENTS	91	3629	39.9	34.7	8	29	59	0

INTS	No	Yds	Avg	Lg	TD
Parrish	3	81	27.0	38t	1
W. Harris	2	35	17.5	35t	1
Urlacher	2	19	9.5	19	0
McQuarters	1	61	61.0	61t	1
Brown	1	35	35.0	35t	1
Wells	1	21	21.0	21	0
Azumah	1	2	2.0	2	0
BEARS	11	254	23.1	61t	4
OPPONENTS	16	150	9.4	38t	1

KO RETURNS	No	Yds	Avg	Lg	TD
Milburn	63	1468	23.3	38	0
Enis	2	30	15.0	19	0
Sinceno	1	12	12.0	12	0
Tucker	1	0	0.0	0	0
Tuinei	1	2	2.0	2	0
BEARS	68	1512	22.2	38	0
OPPONENTS	51	1105	21.7	48	0

PUNT RET.	Ret	FC	Yds	Avg	Lg	TD
Milburn	35	26	300	8.6	25	0
W. Harris	1	1	14	14.0	14	0
BEARS	36	27	314	8.7	25	0
OPPONENTS	36	33	251	7.0	25	0

FGS	1-19	20-29	30-39	40-49	50+
Edinger	1/1	5/5	7/9	6/10	2/2
BEARS	1/1	5/5	7/9	6/10	2/2
OPPONENTS	1/1	6/6	3/8	7/9	1/2
Edinger:(29G, 49G) (42N) (49N) (1) (19G, 42N, 47G) (30N, 38G) (22G) (25G, 33G, 40G) (41G, 37G) (24G) (34G, 38N, 48G) (39G) (32G, 46G) (24G, 47N) (1) (37G, 50G, 54G)					
OPPONENTS:(35G, 38G, 45G) (50N, 23G, 47G) (34N, 41B, 31B) (32B) (42G) (44G) (1) (51G, 29G) (19G) (27G, 42G, 39N) (33G) (20G, 46N) (1) (40G) (33N, 28G) (41G, 26G)					

DEFENSE	T	S	A	FF	FR	PD	SA	Int
Urlacher	165	103	54	0	1	3	8	2
Brown	118	77	41	0	1	6	0	1
S. Harris	102	71	29	1	0	0	1	0
Parrish	101	64	33	2	0	8	2	3
Holdman	87	63	23	1	0	0	0	0
T. Smith	82	56	25	1	1	8	0	0
B. Robinson	77	52	20	0	0	9	4	5
Flanigan	64	30	30	1	0	0	4	0
Wells	64	29	34	0	0	1	1	1
Daniels	55	29	20	0	1	3	6	0
SACKS: Urlacher 8.0, Daniels 6.0, B. Robinson 4.5, Flanigan 4.0, Colvin 3.0, Parrish 2.0, F. Smith 2.0, S. Harris 1.0, Wells 1.0, McQuarters 1.0, Tuinei 1.0, Culppepper 1.0, Wilson 1.0, Simmons 0.5								
TEAM 36.0, OPPONENTS 34.0								

USUAL STARTERS											
Offense						Defense					
WR.....	Eddie Kennison	RE.....	Phillip Daniels	Team Stats	Bears	Avg	Rank	Total Yards	4541	283.8	23
LT.....	Blake Brockmeyer	RT.....	Mike Wells	Rushing Yards	1736	108.5	21	Passing Yards	2805	175.3	23
LG.....	Todd Perry	LT.....	Jim Flanigan	Points Scored	216	13.5	28				
C.....	Olin Kreutz	LE.....	Bryan Robinson								
RG.....	Chris Villarrial	WLB.....	Warrick Holdman								
RT.....	James Williams	MLB.....	Brian Urlacher								
TE.....	Kaseem Sinceno	SLB.....	R. Colvin/S. Harris	Total Yards	5234	327.1	16	Rushing Yards	1827	114.2	19
WR.....	Marcus Robinson	RCB.....	Thomas Smith	Passing Yards	3407	212.9	20	Points Scored	355	22.2	20
QB.....	Cade McNown	LCB.....	Walt Harris								
RB.....	James Allen	SS.....	Tony Parrish								
FB.....	Curtis Enis	FS.....	Mike Brown								



2001 CHICAGO BEARS STATISTICS

Record: 13-3, .813

1st Place, NFC Central

Head Coach: Dick Jauron

09/09	L	6-17	at Baltimore	69,365
09/23	W	17-10	MINNESOTA	66,944
10/07	W	31-3	at Atlanta	47,640
10/14	W	20-13	ARIZONA	66,944
10/21	W	24-0	at Cincinnati	63,408
10/28	W	37-31	ot SAN FRANCISCO	66,944
11/04	W	27-21	ot CLEVELAND	66,944
11/11	L	12-20	GREEN BAY	66,944
11/18	W	27-24	at Tampa Bay	65,612
11/25	W	13-6	at Minnesota	64,214
12/02	W	13-10	DETROIT	66,944
12/09	L	7-17	at Green Bay	59,869
12/16	W	27-3	TAMPA BAY	66,944
12/23	W	20-15	at Washington	78,884
12/30	W	24-0	at Detroit	76,067
01/06	W	33-13	JACKSONVILLE	66,944
PLAYOFFS				
01/19	L	19-33	PHILADELPHIA	66,944

Score by Period	1	2	3	4	OT	Tot
BEARS	38	96	71	121	12	338
OPPONENTS	48	31	71	53	0	203

SCORING	TDs:Ru-Pa-R-K-PAT	FG	S	Pts
Edinger	0 0 0 0 34/ 34	26/31	0	112
Booker	8 0 8 0	0	0	48
Thomas	7 7 0 0	0	0	44
Johnson	4 4 0 0	0	0	24
Terrell	4 0 4 0	0	0	24
Allen	2 1 1 0	0	0	12
Baxter	2 0 2 0	0	0	12
Brown	2 0 0 2	0	0	12
M. Robinson	2 0 2 0	0	0	12
Urlacher	2 0 1 1	0	0	12
Bates	1 0 1 0	0	0	6
Harris	1 0 0 1	0	0	6
McQuarters	1 0 0 1	0	0	6
Shelton	1 0 1 0	0	0	6
BEARS	37 12 20 5	34/ 34	26/31	1 338
OPPONENTS	21 6 12 3	19/ 20	18/28	1 203
2-Pt. Conversions: Thomas, TEAM 1-1, OPPONENTS 1-1.				

RUSHING	No	Yds	Avg	Lg	TD
Thomas	278	1183	4.3	46	7
Allen	135	469	3.5	19	1
Johnson	20	99	5.0	34	4
Booker	4	8	2.0	13	0
Matthews	4	5	1.3	3	0
Denson	1	4	4.0	4	0
Milburn TM	3	3	1.0	4	0
Maynard	1	-10	-10.0	-10	0
Miller	29	-19	-7	3	0
BEARS	475	1742	3.7	46	12
OPPONENTS	373	1313	3.5	29	6

RECEIVING	No	Yds	Avg	Lg	TD
Booker	100	1071	10.7	66t	8
White	45	428	9.5	32	0
Terrell	34	415	12.2	62	4
Allen	30	203	6.8	34t	1
M. Robinson	23	269	11.7	34t	2
Thomas	22	178	8.1	23	0
Baxter	22	148	6.7	19	2
Shelton	12	76	6.3	16	1
Davis	11	68	6.2	14	0
Bates	9	160	17.8	40	1
Milburn TM	3	9	3.0	7	0
Merritt	2	20	10.0	13	0
Urielcher	1	27	27.0	27t	1
Johnson	1	0	0.0	0	0
BEARS	315	3072	9.8	66t	20
OPPONENTS	355	3959	11.2	60t	12

	Bears	Opp
TOTAL FIRST DOWNS	277	277
Rushing	100	71
Passing	153	191
Penalty	24	15
3rd Down: Made/Att	74/225	80/223
3rd Down Pct.	32.9	35.9
4th Down: Made/Att	10/21	4/17
4th Down Pct.	47.6	23.5
POSSESSION AVG.	30:35	29:25
TOTAL NET YARDS	4694	4978
Avg. Per Game	293.4	311.1
Total Plays	1020	1023
Avg. Per Play	4.6	4.9
NET YARDS RUSHING	1742	1313
Avg. Per Game	108.9	82.1
Total Rushes	475	373
NET YARDS PASSING	2952	3665
Avg. Per Game	184.5	229.1
Sacked/Yards Lost	17/120	48/294
Gross Yards	3072	3959
Att./Completions	528/315	602/355
Completion Pct.	59.7	59.0
Had Intercepted	16	20
PUNTS/AVERAGE	88/42.5	90/40.7
NET PUNTING AVG.	88/37.0	90/32.2
PENALTIES/YARDS	63/622	97/808
FUMBLES/BALL LOST	21/8	34/17
TOUCHDOWNS	37	21
Rushing	12	6
Passing	20	12
Returns	5	3

PASSING	Att	Cmp	Yds	Cmp%	Yd/Att	TD	TD%	Int	Int%	Lg	Sack/Lost	Rating
Miller	395	228	2299	57.7	5.82	13	3.3	10	2.5	66t	11/72	74.9
Matthews	129	84	694	65.1	5.38	5	3.9	6	4.7	34t	6/48	72.3
Booker	2	1	34	50.0	17.00	1	50.0	0	0.0	34t	0/0	135.4
Johnson	1	1	18	100.0	18.00	0	0.0	0	0.0	18	0/0	118.8
Maynard	1	1	27	100.0	27.00	1	100.0	0	0.0	27t	0/0	158.3
BEARS	528	315	3072	59.7	5.82	20	3.8	16	3.0	66t	17/120	76.0
OPPONENTS	602	355	3959	59.0	6.58	12	2.0	20	3.3	60t	48/294	71.4

PUNTING	No	Yds	Avg	Net	TB	In	Lg	B
Maynard	87	3709	42.6	37.0	8	36	60	0
Edinger	1	34	34.0	34.0	0	1	34	0
BEARS	88	3743	42.5	37.0	8	37	60	0
OPPONENTS	90	3662	40.7	32.2	18	21	56	0

INTS	No	Yds	Avg	Lg	TD
Brown	5	81	16.2	33t	2
Urielcher	3	60	20.0	41	0
McQuarters	3	47	15.7	43	0
Parrish	3	36	12.0	26	0
Colvin	2	22	11.0	14	0
Traylor	1	67	67.0	67	0
Harris	1	45	45.0	39t	1
Azumah	1	14	14.0	14	0
Holdman	1	0	0.0	0	0
BEARS	20	372	18.6	67	3
OPPONENTS	16	187	11.7	97t	1

KO RETURNS	No	Yds	Avg	Lg	TD
Denson	23	534	23.2	37	0
Johnson	14	286	20.4	33	0
Milburn TM	6	152	25.3	37	0
Azumah	4	65	16.3	23	0
Dogins	1	6	6.0	6	0
Newkirk	1	8	8.0	8	0
Powell	1	1	1.0	1	0
Terrell	1	8	8.0	8	0
BEARS	52	1060	20.4	37	0
OPPONENTS	66	1353	20.5	39	0

PUNT RET.	Ret	FC	Yds	Avg	Lg	TD
Johnson	28	10	255	9.1	35	0
McQuarters	12	1	96	8.0	16	0
Milburn TM	4	3	33	8.3	20	0
Denson	1	0	5	5.0	5	0
Azumah	0	0	16	...	16	0
BEARS	45	14	405	9.0	35	0
OPPONENTS	45	14	327	7.3	32	0

FGs	1-19	20-29	30-39	40-49	50+
Edinger	0/0	6/7	7/8	13/16	0/0
BEARS	0/0	6/7	7/8	13/16	0/0
OPPONENTS	0/0	7/7	5/7	6/14	0/0
Edinger	(20G, 43N, 46G)	(45G)	(48N, 42G)	(46G, 43G)	(48G, 43N)
Johnson	(12, 1)	(37G, 47G, 38G, 41G)	(26G, 40G)	(30G, 43G)	(46G, 26G, 39N)
McQuarters	(23G)	(30G, 46G)	(39G, 37G)	(38G)	(47G, 25G, 25G, 22G)
OPPONENTS	(46N, 37G)	(20G)	(44N, 44G)	(40G, 47G)	(39N)
Johnson	(44B, 40G)	(140G, 31G)	(25G, 38G, 26G, 48N)	(44G, 21G)	(45N, 48N, 36G, 40G)
Colvin	(41N, 27G)	(25G)	(34G, 26G)	(36B)	

DEFENSE (Top 10)	T	S	A	FF	FR	PD	Sa	Int
Urielcher	148	92	46	1	2	4	6.0	3
Holdman	145	101	39	3	0	6	1.5	1
McQuarters	89	57	25	1	1	21	1.0	3
Brown	86	48	34	2	1	13	3.0	5
Parrish	80	47	28	0	2	7	1.0	3
Colvin	79	42	20	2	1	5	10.5	2
Robinson	72	39	25	2	1	12	4.5	0
Daniels	72	32	23	3	2	10	9.0	0
Harris	70	47	22	2	2	10	10.0	1
Green	68	46	19	2	0	4	3.0	0

SACKS: Colvin 10.5, Daniels 9.0, Urielcher 6.0, B. Robinson 4.5, Brown 3.0, Green 3.0, Azumah 2.0, Boone 2.0, Traylor 2.0, Holdman 1.5, Washington 1.5, McQuarters 1.0, Newkirk 1.0, Parrish 1.0
TEAM 48.0, OPPONENTS 17.0

USUAL STARTERS

Offense	Defense
WR.....Dez White	RE.....Phillip Daniels
LT.....Blake Brockmeyer	RT.....Keith Traylor
LG.....Rex Tucker	LT.....Ted Washington
C.....Olin Kreutz	LE.....Bryan Robinson
RG.....Chris Villarrial	WLB.....Warrick Holdman
ML.....James Williams	SLB.....Brian Urielcher
TE.....Fred Baxter	SLB.....Rosevelt Colvin
WR.....Marty Booker	RCB.....R.W. McQuarters
QB.....Jim Miller	LCB.....Walt Harris
RB.....Anthony Thomas	SS.....Tony Parrish
FB.....Daimon Shelton	FS.....Mike Brown

RANKINGS

Team Stats	Bears	avg	rank
Total Yards.....	4694	293.4	26
Rushing Yards.....	1742	108.9	17
Passing Yards.....	2952	184.5	24
Points Scored.....	338	21.1	11
	Opp	avg	rank
Total Yards.....	4978	311.1	15
Rushing Yards.....	1313	82.1	2
Passing Yards.....	3665	229.1	29
Points Scored.....	203	12.7	1

2002 CHICAGO BEARS STATISTICS

Record: 4-12, .250

3rd Place, NFC North

Head Coach: Dick Jauron

09/08	W	27-23	MINNESOTA	63,226
09/15	W	14-13	at Atlanta	68,081
09/22	L	23-29	NEW ORLEANS	63,216
09/29	L	27-33	ot at Buffalo	72,780
10/07	L	21-34	GREEN BAY	63,226
10/20	L	20-23	ot at Detroit	60,421
10/27	L	7-25	at Minnesota	64,122
11/03	L	13-19	PHILADELPHIA	54,049
11/10	L	30-33	NEW ENGLAND	63,105
11/18	L	16-21	at St. Louis	66,250
11/24	W	20-17	ot DETROIT	62,375
12/01	L	20-30	at Green Bay	64,196
12/09	L	9-27	at Miami	73,609
12/15	W	20-13	NEW YORK JETS	62,226
12/22	L	14-24	at Carolina	72,602
12/29	L	0-15	TAMPA BAY	55,832

	Bears	Opp
TOTAL FIRST DOWNS	260	328
Rushing	79	110
Passing	156	185
Penalty	25	33
3rd Down: Made/Att	71/210	85/230
3rd Down Pct.	33.8	37.0
4th Down: Made/Att	10/21	9/15
4th Down Pct.	47.6	60.0
POSSESSION AVG.	27:42	32:18
TOTAL NET YARDS	4395	5606
Avg. Per Game	274.7	350.4
Total Plays	969	1086
Avg. Per Play	4.5	5.2
NET YARDS RUSHING	1344	2076
Avg. Per Game	84.0	129.8
Total Rushes	382	504
NET YARDS PASSING	3051	3530
Avg. Per Game	190.7	220.6
Sacked/Yards Lost	44/265	35/252
Gross Yards	3316	3782
Att./Completions	543/310	547/335
Completion Pct.	57.1	61.2
Had Intercepted	18	9
PUNTS/AVERAGE	87/42.3	78/41.8
NET PUNTING AVG.	87/37.4	78/34.1
PENALTIES/YARDS	95/864	115/935
FUMBLES/BALL LOST	29/17	35/19
TOUCHDOWNS	31	38
Rushing	8	13
Passing	22	24
Returns	1	1

PASSING	Att	Cmp	Yds	Cmp%	Yds/Att	TD	TD%	Int	Int%	Lg	Sack/Lost	Rating
Miller	314	180	1944	57.3	6.2	13	4.1	9	2.9	54	16/101	77.5
Chandler	161	103	1023	64.0	6.35	4	2.5	4	2.5	76t	23/144	79.8
Burris	51	18	207	35.3	4.06	3	5.9	5	9.8	45t	4/20	28.4
Sauter	9	6	59	66.7	6.56	0	0.0	0	0.0	31	0/0	85.0
Booker	5	1	44	20.0	8.80	1	20.0	0	0.0	44t	0/0	103.3
L. Johnson	1	1	27	100.0	27.0	0	0.0	0	0.0	27	1/0	118.8
Maynard	1	1	12	100.0	12.00	1	100.0	0	0.0	12t	0/0	156.3
Urchler	1	0	0	0.0	0.00	0	0.0	0	0.0	0	0/0	39.6
BEARS	543	310	3316	57.1	6.11	22	4.1	18	3.3	76t	44/265	74.8
OPPONENTS	547	335	3782	61.2	6.91	24	4.4	9	1.6	85t	35/252	89.7

Score by Period	1	2	3	4	OT	Tot
BEARS	45	93	61	79	3	281
OPPONENTS	41	148	92	89	9	379

SCORING	TDs	Ru-Pa	R-K	PAT	FG	S	Pts	
Edinger	0	0	0	0	29/29	22/28	0	95
Booker	6	0	6	0	0	0	36	
Thomas	6	6	0	0	0	0	36	
White	4	0	4	0	0	0	24	
Davis	3	0	3	0	0	0	18	
M. Robinson	3	0	3	0	0	0	18	
Terrell	3	0	3	0	0	0	18	
Lyman	2	0	2	0	0	0	12	
M. Brown	1	0	0	1	0	0	6	
L. Johnson	1	1	0	0	0	0	6	
Peterson	1	1	0	0	0	0	6	
Pritchett	1	0	1	0	0	0	6	

BEARS	31	8	22	1	29/29	22/28	0	281
OPPONENTS	38	13	24	1	34/34	37/44	1	379

2-Pt. Conversions: TEAM 0-2, OPPONENTS 2-3.

RUSHING	No	Yds	Avg	Lg	TD
Thomas	214	721	3.4	34	6
L. Johnson	103	329	3.2	23	1
Burris	15	104	6.9	17	0
Peterson	19	101	5.3	14	1
Chandler	10	32	3.2	14	0
Maynard	1	20	20.0	20	0
Miller	13	11	0.8	5	0
White	3	11	3.7	21	0
Sauter	2	8	4.0	7	0
Merritt	1	5	5.0	5	0
Pritchett	1	2	2.0	2	0
BEARS	382	1344	3.5	34	8
OPPONENTS	504	2076	4.1	63t	13

RECEIVING	No	Yds	Avg	Lg	TD
Booker	97	1189	12.3	54	6
White	51	656	12.9	76t	4
Thomas	24	163	6.8	19	0
M. Robinson	21	244	11.6	45t	3
Davis	20	193	9.7	37	3
Pritchett	19	165	8.7	24	1
L. Johnson	16	125	7.8	31	0
Lyman	14	121	8.6	21	2
Merritt	14	100	7.1	25	0
Glimore	10	130	13.0	30	0
Terrell	9	127	14.1	52	3
Shelton	7	34	4.9	8	0
Baxter	5	51	10.2	22	0
Peterson	3	18	6.0	16	0
BEARS	310	3316	10.7	76t	22
OPPONENTS	335	3782	11.3	85t	24

PUNTING	No	Yds	Avg	Net	TB	In	Lg	B
Maynard	87	3679	42.3	37.4	2	26	75	0
BEARS	87	3679	42.3	37.4	2	26	75	0
OPPONENTS	78	3260	41.8	34.1	12	24	67	1

INTS	No	Yds	Avg	Lg	TD
M. Brown	3	16	5.3	16	0
Austin	2	0	0.0	0	0
Moore	1	35	35.0	35	0
McQuarters	1	33	33.0	33	0
Howard	1	9	9.0	9	0
Urchler	1	0	0.0	0	0
Azumah	0	18	---	18	0
BEARS	9	111	12.3	35	0
OPPONENTS	18	258	14.3	72t	1

KO RETURNS	No	Yds	Avg	Lg	TD
Merritt	45	1029	22.9	63	0
L. Johnson	21	418	19.9	35	0
Abdullah	9	182	20.2	35	0
Sutherland	3	49	16.3	18	0
Peterson	2	37	18.5	21	0
White	2	47	23.5	27	0
Shelton	1	0	0.0	0	0
BEARS	83	1762	21.2	63	0
OPPONENTS	61	1361	22.3	67	0

PUNT RET.	Ret	FC	Yds	Avg	Lg	TD
L. Johnson	28	10	288	10.3	30	0
Merritt	10	2	71	7.1	18	0
BEARS	38	12	359	9.4	30	0
OPPONENTS	46	19	386	8.4	57	0

FGs	1-19	20-29	30-39	40-49	50+
Edinger	0/0	4/4	5/6	8/10	5/8
BEARS	0/0	4/4	5/6	8/10	5/8
OPPONENTS	0/0	17/18	11/13	8/9	1/4
Edinger:(49G,49G,43N)(50N)(31G,25G,58N,25G)(46G,24G)() (53G,42G)() (30G,53G)(39G,40G,32G)(37G,48G,50G)(35N,22G,40G)(52N)(52G)(53G,48G)(48B)()					
OPPONENTS :(30G,22G,42G)(50N,37G,27G,45N)() (48G,49G,39B)(49G,28B,36N,35G,50N)(55N,30G,24G,48G)(44G,24G,24G)(23G,36G,27G,22G)(57G,31G,42G,25G)() (22G)(21G,31G,27G)(23G,29G)(42G,28G)(25G)(30G,32G,33G,26G,33G)					

DEFENSE	T	S	A	FF	FR	PD	Sa	Int
Urchler	214	159	55	19	2	2	4	1.0
Green	138	89	49	5	0	2	1	0.0
M. Brown	111	71	40	2	1	2	0	0.3
Azumah	92	73	19	2	0	2	0	1.0
Colvin	72	58	14	8	3	1	10.5	0
Caldwell	69	49	20	1	0	1	3.0	0
Daniels	64	40	24	3	0	1	5.5	0
Howard	57	43	14	2	0	0	0.5	1
McQuarters	51	38	13	1	0	1	0.0	1
A. Brown	49	32	17	3	3	3	2.5	0
SACKS : Colvin 10.5, Daniels 5.5, Urchler 4.5, Caldwell 3.0, A. Brown 2.5, Boone 1.5, Knight 1.5, Azumah 1.0, Green 1.0, B. Robinson 1.0, Traylor 1.0, Howard 0.5, Taloya 0.5								
TEAM 35.0, OPPONENTS 44.0								

USUAL STARTERS

Offense	Defense
WR.....Dez White	RE.....Alex Brown
LT.....Mike Gandy	RT.....Keith Traylor
LG.....Kevin Dogins	LT.....Bryan Robinson
C.....Olin Kreutz	LE.....Phillip Daniels
RG.....Chris Villarrial	WLB.....Bobbie Howard
RT.....James Williams	MLB.....Brian Urchler
TE.....John Davis	SLB.....Rosevelt Colvin
WR.....Marty Booker	RCB.....Jerry Azumah
QB.....Jim Miller	LCB.....R.W. McQuarters
RB.....Anthony Thomas	SS.....Mike Green
FB.....Daimon Shelton	FS.....Mike Brown

RANKINGS

Team Stats	Bears	Avg	Rank
Total Yards.....	4395	274.7	29
Rushing Yards.....	1344	84.0	32
Passing Yards.....	3051	190.7	24
Points Scored.....	281	17.6	27
	Opp	Avg	Rank
Total Yards.....	5606	350.4	25
Rushing Yards.....	2076	129.8	26
Passing Yards.....	3530	220.6	24
Points Scored.....	379	23.7	25



2003 CHICAGO BEARS STATISTICS

Record: 7-9, .438

3rd Place, NFC North

Head Coach: Dick Jauron

09/07	L	7-49	at San Francisco	67,554
09/14	L	13-24	at Minnesota	64,144
09/29	L	23-38	GREEN BAY	61,500
10/05	W	24-21	OAKLAND	61,099
10/12	L	13-20	at New Orleans	68,390
10/19	L	17-24	at Seattle	65,671
10/26	W	24-16	DETROIT	61,428
11/02	W	20-7	SAN DIEGO	61,500
11/09	L	10-12	at Detroit	61,492
11/16	L	21-23	ST. LOUIS	61,820
11/23	W	19-10	at Denver	75,540
11/30	W	28-3	ARIZONA	61,550
12/07	L	21-34	at Green Bay	70,458
12/14	W	13-10	MINNESOTA	61,804
12/21	W	27-24	WASHINGTON	61,719
12/28	L	3-31	at Kansas City	78,413

Score by Period	1	2	3	4	OT	Tot
BEARS	46	76	53	108	0	283
OPPONENTS	69	109	50	118	0	346

SCORING	TDs:Ru-Pa-R-K-PAT	FG	S	Pts
Edinger	0 0 0 0 0	27/27	26/36	0 105
Thomas	6 6 0 0 0	0	36	
Booker	4 0 4 0 0	0	24	
Stewart	3 3 0 0 0	1	20	
White	3 0 3 0 0	0	18	
Azumah	2 0 0 2 0	0	12	
Clark	2 0 2 0 0	0	12	
Forsey	2 2 0 0 0	0	12	
Gage	2 0 2 0 0	0	12	
Pritchett	2 2 0 0 0	0	12	
Briggs	1 0 0 1 0	0	6	
McQuarters	1 0 0 1 0	0	6	
Terrell	1 0 1 0 0	0	6	
Chandler	0 0 0 0 0	1	2	
BEARS	29 13 12 4	27/27	26/36	2 283
OPPONENTS	36 13 20 3	31/33	31/38	3 346

2-Pt. Conversions: BEARS 2-2, OPPONENTS: 3-3.

	Bears	Opp
TOTAL FIRST DOWNS	264	289
Rushing	104	104
Passing	143	156
Penalty	17	29
3rd Down: Made/Att	77/228	84/213
3rd Down Pct.	33.8	39.4
4th Down: Made/Att	15/23	6/15
4th Down Pct.	65.2	40.0
POSSESSION AVG.	29.39	30.21
TOTAL NET YARDS	4380	4947
Avg. Per Game	273.8	309.2
Total Plays	1001	992
Avg. Per Play	4.4	5.0
NET YARDS RUSHING	1763	1865
Avg. Per Game	110.2	116.6
Total Rushes	443	449
NET YARDS PASSING	2617	3082
Avg. Per Game	163.6	192.6
Sacked/Yards Lost	43/288	18/105
Gross Yards	2905	3187
Attempts/Completions	515/271	525/326
Completion Pct.	52.6	62.1
Had Intercepted	20	15
PUNTS/AVERAGE	81/40.2	76/40.4
NET PUNTING AVG.	81/34.6	76/33.3
PENALTIES/YARDS	92/806	93/746
FUMBLES/BALL LOST	25/9	19/5
TOUCHDOWNS	29	36
Rushing	13	13
Passing	12	20
Returns	4	3

RUSHING	No	Yds	Avg	Lg	TD
Thomas	244	1024	4.2	67	6
Stewart	59	290	4.9	25	3
Forsey	50	191	3.8	17	2
Peterson	22	70	3.2	10	0
Pritchett	21	93	4.4	18	2
Abdullah	18	37	2.1	10	0
Chandler	14	35	2.5	11	0
Wade	5	14	2.8	6	0
White	2	13	6.5	12	0
Terrell	1	4	4.0	4	0
Maynard	1	0	0.0	0	0
Grossman	3	-1	-0.3	0	0
Booker	3	-7	-2.3	1	0
BEARS	443	1763	4.0	67	13
OPPONENTS	449	1865	4.2	60	13

RECEIVING	No	Yds	Avg	Lg	TD
Booker	52	715	13.8	61	4
White	49	583	11.9	49	3
Clark	44	433	9.8	31	2
Terrell	43	361	8.4	35	1
Pritchett	18	83	4.6	20	0
Wade	17	338	19.9	57	2
Gage	12	137	11.4	24	0
Lyman	11	80	7.3	12	0
Thomas	9	36	4.0	9	0
Abdullah	8	55	6.9	17	0
Merritt	3	50	16.7	25	0
Forsey	3	37	12.3	22	0
Peterson	1	5	5.0	5	0
Kreutz	1	-8	-8.0	-8	0
BEARS	271	2905	10.7	61	12
OPPONENTS	326	3187	9.8	51	20

PASSING	Att	Cmp	Yds	Cmp%	Yd/Att	TD	2D%	Int	Int%	Lg	Sack/Lost	Rating
Stewart	251	126	1418	50.2	5.65	7	2.8	12	4.8	61	25/146	56.8
Chandler	192	107	1050	55.7	5.47	3	1.6	7	3.6	37	14/101	61.3
Grossman	72	38	437	52.8	6.07	2	2.8	1	1.4	59	4/41	74.8
BEARS	515	271	2905	52.6	5.64	12	2.3	20	3.9	61	43/288	61.0
OPPONENTS	525	326	3187	62.1	6.07	20	3.8	15	2.9	51	18/105	79.9

PUNTING	No	Yds	Avg	Net	TB	In	Lg	B
Maynard	79	3258	41.2	34.6	9	23	53	2
BEARS	81	3258	40.2	34.6	9	23	53	2
OPPONENTS	76	3073	40.4	33.3	4	21	62	0

INTS	No	Yds	Avg	Lg	TD
Azumah	4	44	11.0	25	0
Tillman	4	27	6.8	32	0
McQuarters	2	72	36.0	43	0
M. Brown	2	0	0.0	0	0
Briggs	1	45	45.0	45	1
Green	1	3	3.0	3	0
A. Brown	1	0	0.0	0	0
BEARS	15	191	12.7	45	1
OPPONENTS	20	390	19.5	90	2

KO RETURNS	No	Yds	Avg	Lg	TD
Azumah	41	1191	29.0	89	2
Merritt	20	405	20.3	35	0
Abdullah	5	62	12.4	17	0
Tafoya	4	55	13.8	19	0
Gilmore	3	25	8.3	11	0
BEARS	73	1738	23.8	89	2
OPPONENTS	64	1367	21.4	96	1

PUNT RET.	Ret	FC	Yds	Avg	Lg	TD
McQuarters	37	12	452	12.2	60	1
Wade	2	1	9	4.5	10	0
BEARS	39	13	461	11.8	60	1
OPPONENTS	36	13	277	7.7	35	0

FGs	1-19	20-29	30-39	40-49	50+
Edinger	1/1	4/4	9/13	9/14	3/4
BEARS	1/1	4/4	9/13	9/14	3/4
OPPONENTS	0/0	12/12	12/14	6/9	1/3
Edinger: () (42G,43G)(31G,38G,41G)(35G,50G,48G)(28G,31G)(50G,35G,40G)(37G,32B)(38G,22G)(43G,48B,41N)(34N)(33G,23G,54G,47G)(44N,43N)() (38G,22G,46N)(19G,30N,33N,45G)(52N,48G)					
OPPONENTS: (22G,29G,28G,24G,26G)(23G,53N)(34G)(36G,39G,32G,33G,47B,49G)(38N,50G,30G)(50N,45G)() (46N)(24G,25G,30G,48G)(41G,44G,31G)(40N)(32G)(24G,38G,35G,45G)(22G)(27G,31N)(38G)					

DEFENSE (Top 10)	T	S	A	FF	FR	PD	Sa	Int
Ulricher	153	112	41	0	0	3	2.5	0
Azumah	90	65	25	0	0	10	1.0	4
Tillman	89	64	25	1	0	14	1.0	4
Briggs	81	62	19	0	0	5	0.0	1
M. Brown	81	57	24	0	0	6	0.0	2
A. Brown	79	61	18	2	1	4	5.5	1
Holdman	79	56	23	1	0	0	0.0	0
Daniels	64	46	18	1	0	4	2.5	0
Gray	62	42	20	0	1	6	1.0	0
Green	48	31	17	0	0	3	0.5	1
SACKS: A. Brown 5.5, Daniels 2.5, Ulricher 2.5, Haynes 2.0, Azumah 1.0, Boone 1.0, Gray 1.0, Robinson 1.0, Tillman 1.0, Green 0.5								
BEARS: 18.0, OPPONENTS: 43.0								

USUAL STARTERS

Offense	Defense
WR.....Dez White	RE.....Alex Brown
LT.....Mike Gandy	RT.....Bryan Robinson
LG.....Steve Edwards	LT.....Keith Traylor
C.....Olin Kreutz	LE.....Phillip Daniels
RG.....Chris Villarrial	WLB.....Warrick Holdman
RT.....Aaron Gibson	MLB.....Brian Ulricher
TE.....Desmond Clark	SLB.....Lance Briggs
WR.....Marty Booker	RCB.....Jerry Azumah
QB.....Kordell Stewart	LCB.....Charles Tillman
RB.....Anthony Thomas	SS.....Bobby Gray
FB.....Stanley Pritchett	FS.....Mike Brown

RANKINGS

Team Stats	Bears	Avg	Rank
Total Yards.....	4380	273.8	28
Rushing Yards.....	1763	110.2	18
Passing Yards.....	2617	163.6	30
Points Scored.....	283	17.7	23

	Opp	Avg	Rank
Total Yards.....	4947	309.2	14
Rushing Yards.....	1865	116.6	16
Passing Yards.....	3082	192.6	13
Points Scored.....	346	18.1	15

CHICAGO BEARS ALL-TIME RESULTS

2004 CHICAGO BEARS STATISTICS

Record: 5-11, .312

4th Place, NFC North

Head Coach: Lovie Smith

09/12	L	16-20	DETROIT	61,535
09/19	W	21-10	at Green Bay	70,688
09/26	L	22-27	at Minnesota	64,163
10/03	L	9-19	PHILADELPHIA	61,894
10/17	L	10-13	WASHINGTON	61,945
10/24	L	7-19	at Tampa Bay	65,550
10/31	W	23-13	SAN FRANCISCO	62,054
11/07	W	28-21	at N.Y. Giants	78,786
11/14	W	19-17	at Tennessee	68,932
11/21	L	10-41	INDIANAPOLIS	61,908
11/25	L	7-21	at Dallas	64,026
12/05	W	24-14	MINNESOTA	62,051
12/12	L	3-22	at Jacksonville	67,572
12/19	L	5-24	HOUSTON	62,122
12/26	L	13-19	at Detroit	61,924
01/02	L	14-31	GREEN BAY	62,197

	Bears	Opp
TOTAL FIRST DOWNS	230	302
Rushing	84	109
Passing	121	165
Penalty	25	28
3rd Down: Made/Att	56/223	67/220
3rd Down Pct.	25.1	30.5
4th Down: Made/Att	6/19	4/15
4th Down Pct.	31.6	26.7
POSSESSION AVG.	28:20	31:40
TOTAL NET YARDS	3816	5390
Avg. Per Game	238.5	336.9
Total Plays	967	1046
Avg. Per Play	3.9	5.2
NET YARDS RUSHING	1624	2050
Avg. Per Game	101.5	128.1
Total Rushes	430	496
NET YARDS PASSING	2192	3340
Avg. Per Game	137.0	208.8
Sacked/Yards Lost	66/449	35/173
Gross Yards	2641	3513
Attempts/Completions	471/249	515/287
Completion Pct.	52.9	55.7
Had Intercepted	16	17
PUNTS/AVERAGE	110/42.6	92/40.4
NET PUNTING AVG.	110/38.3	92/32.0
PENALTIES/YARDS	124/956	120/914
FUMBLES/BALL LOST	35/21	21/12
TOUCHDOWNS	26	36
Rushing	10	9
Passing	9	23
Returns	7	4

PASSING	Att	Cmp	Yds	Cmp%	Yd/Att	TD	Int	Int%	Lg	Sack/Lost	Rating	
Hutchinson	161	92	903	57.1	5.61	4	2.5	3	1.9	63	23/160	73.6
Krenzel	127	59	718	46.5	5.65	3	2.4	6	4.7	491	23/158	52.5
Quinn	98	51	413	52.0	4.21	1	1.0	3	3.1	32	15/109	53.7
Grossman	84	47	607	56.0	7.23	1	1.2	3	3.6	40	5/22	67.9
Edinger	1	0	0	0.0	0.00	0	0.0	0	0.0	0	0/0	39.6
BEARS	471	249	2641	52.9	5.61	9	1.9	16	3.4	63	66/449	61.7
OPPONENTS	515	287	3513	55.7	6.82	23	4.5	17	3.3	69	35/173	78.1

Score by Period	1	2	3	4	OT	Tot
BEARS	34	80	36	79	2	231
OPPONENTS	78	117	50	86	0	331

SCORING	TDs	Ru-P	R-K	PAT	FG	S	Pts
Edinger	0	0	0	0	22/22	15/24	0 105
T. Jones	7	7	0	0	0	0	42
Berrian	2	0	2	0	0	0	12
B. Johnson	2	0	2	0	0	0	12
McKie	2	0	2	0	0	0	12
McQuarters	2	0	2	0	0	0	12
Thomas	2	2	0	0	0	0	12
Azumah	1	0	0	1	0	0	6
Briggs	1	0	0	1	0	0	6
M. Brown	1	0	0	1	0	0	6
Clark	1	0	1	0	0	0	6
Grossman	1	1	0	0	0	0	6
Haynes	1	0	0	1	0	0	6
Lyman	1	0	1	0	0	0	6
Terrell	1	0	1	0	0	0	6
Vasher	1	0	0	1	0	0	6
Krenzel	0	0	0	0	0	2	2
Ogunleye	0	0	0	0	0	1	2
BEARS	26	10	9	7	22/22	15/24	3 231
OPPONENTS	36	9	23	4	35/35	26/36	1 331

2-Pt. Conversions: Krenzel, BEARS 1-4,
OPPONENTS 0-1.

RUSHING	No	Yds	Avg	Lg	TD
T. Jones	240	948	4.0	54	7
Thomas	122	404	3.3	411	2
Wade	12	76	6.3	14	0
Grossman	11	48	4.4	8	1
Krenzel	18	41	2.3	12	0
Quinn	3	35	11.7	23	0
Berrian	8	28	3.5	25	0
Peterson	6	19	3.2	13	0
Hutchinson	6	14	2.3	11	0
Terrell	3	10	3.3	20	0
McKie	1	1	1.0	1	0
BEARS	430	1624	3.8	54	10
OPPONENTS	496	2050	4.1	40	9

RECEIVING	No	Yds	Avg	Lg	TD
T. Jones	56	427	7.6	45	0
Terrell	42	699	16.6	63	1
Wade	42	481	11.5	40	0
Clark	24	282	11.8	31	1
Thomas	17	132	7.8	30	0
Berrian	15	225	15.0	491	2
B. Johnson	14	55	3.9	14	2
McKie	13	70	5.4	151	2
Gage	12	156	13.0	32	0
Lyman	11	73	6.6	13	1
Peterson	2	30	15.0	30	0
Gilmore	1	11	11.0	11	0
BEARS	249	2641	10.6	63	9
OPPONENTS	287	3513	12.2	69	23

PUNTING	No	Yds	Avg	Net	TB	In	Lg	B
Maynard	108	4638	42.9	38.7	5	34	58	0
Edinger	2	53	26.5	18.0	0	1	30	0
BEARS	110	4691	42.6	38.3	5	35	58	0
OPPONENTS	92	3713	40.4	32.0	13	18	57	0

INTS	No	Yds	Avg	Lg	TD
Vasher	5	177	35.4	711	1
Azumah	4	128	32.0	701	1
McQuarters	2	85	42.5	451	1
Green	2	0	0.0	0	0
Haynes	1	45	45.0	451	1
Urlacher	1	42	42.0	42	0
Briggs	1	38	38.0	381	1
Gray	1	31	31.0	31	0
BEARS	17	546	32.1	711	5
OPPONENTS	16	222	13.9	45	1

KO RETURNS	No	Yds	Avg	Lg	TD
Azumah	42	924	22.0	73	0
Berrian	17	385	22.6	41	0
D. Jones	6	112	18.7	23	0
McKie	3	65	21.7	25	0
Peterson	3	57	19.0	22	0
McQuarters	2	46	23.0	37	0
B. Johnson	1	18	18.0	18	0
BEARS	74	1607	21.7	73	0
OPPONENTS	54	1160	21.5	43	0

PUNT RET.	Ret	FC	Yds	Avg	Lg	TD
McQuarters	44	13	435	9.9	751	1
Berrian	2	2	10	5.0	12	0
Gage	0	0	56	--	56	0
Gray	0	0	9	--	9	0
BEARS	46	15	510	11.1	751	1
OPPONENTS	57	21	380	6.7	29	0

FGS	1-19	20-29	30-39	40-49	50+
Edinger	0/0	6/7	2/5	4/7	3/5
BEARS	0/0	6/7	2/5	4/7	3/5
OPPONENTS	0/0	11/11	6/8	7/11	2/6
Edinger:(27B)(45N)(34G,23G,39N,32G)(25G)(46G)(52G,45G,53N,27G)(22G,21G)(39N,29G)(51G)(48N)(53G,52N)(47N,42G)(39N,43G)(0)					
OPPONENTS: (27G,21G)(25G,45N)(46N,42G,24G)(51G,42G,42G,40G,39N,45N)(41G,26G)(22G,22G)(48G,51G,50N)(0)(58N,33G,52B)(34G,20G)(52N)(38N)(30G,25G)(42N,20G)(31G,39G,34G,40G)(20G)					

DEFENSE (Top 10)	T	S	A	FF	FR	PD	SA	Int
Briggs	168	112	56	0	0	5	0.5	1
Green	132	84	48	1	4	11	1.5	2
Urlacher	105	57	48	2	0	3	5.5	1
Hillienmeyer	90	50	40	1	1	1	2.5	0
McQuarters	80	59	21	0	1	8	2.0	2
Scott	77	41	36	1	1	2	2.0	0
A. Brown	73	43	30	2	1	4	6.0	0
T. Johnson	72	53	19	0	1	4	0.0	0
Harris	58	33	25	1	0	0	3.5	0
Azumah	56	45	11	3	0	7	1.5	4
SACKS: A. Brown 6.0, Urlacher 5.5, Ogunleye 5.0, Harris 3.5, Boone, 2.5, Hillienmeyer 2.5, Haynes 2.0, Scott 2.0, Azumah 1.5, Green 1.5, Idonije 1.0, Worrell 1.0, Briggs 0.5, Ta. Johnson 0.5								
BEARS: 35.0, OPPONENTS: 66.0								

USUAL STARTERS

Offense	Defense
WR.....David Terrell	RE.....Alex Brown
LT.....Qasim Mitchell	RT.....Ian Scott
LG.....Ruben Brown	LT.....Tommie Harris
C.....Olin Kreutz	LE.....Adewale Ogunleye
WR.....Steve Edwards	WLB.....Lance Briggs
RT.....John Tait	MLB.....Brian Urlacher
TE.....Desmond Clark	SLB.....Hunter Hillienmeyer
WR.....Bobby Wade	RCB.....Jerry Azumah
QB.....Chad Hutchinson	LCB.....Charles Tillman
RB.....Thomas Jones	SS.....Mike Green
FB.....Bryan Johnson	FS.....Todd Johnson

RANKINGS

Team Stats	Bears	Avg	Rank
Total Yards.....	3816	238.5	32
Rushing Yards.....	1624	101.5	251
Passing Yards.....	2192	137.0	32
Points Scored.....	231	14.4	32

Opp	Avg	Rank	
Total Yards.....	5390	336.9	21
Rushing Yards.....	2050	128.1	25
Passing Yards.....	3340	208.8	15
Points Scored.....	331	20.7	13



2005 CHICAGO BEARS STATISTICS

Record: 11-5, .688
1st Place, NFC North
Head Coach: Lovie Smith

09/11	L	7-9	at Washington	67,554
09/18	W	38-6	DETROIT	64,144
09/25	L	7-24	CINCINNATI	61,500
10/09	L	10-20	at Cleveland	61,099
10/16	W	28-3	MINNESOTA	68,390
10/23	W	10-6	BALTIMORE	65,671
10/30	W	19-13	at Detroit	61,428
11/06	W	20-17	at New Orleans	61,500
11/13	W	17-9	SAN FRANCISCO	61,492
11/20	W	13-3	CAROLINA	61,820
11/27	W	13-10	at Tampa Bay	75,540
12/04	W	19-7	GREEN BAY	61,550
12/11	L	9-21	at Pittsburgh	70,458
12/18	W	16-3	ATLANTA	61,804
12/25	W	24-17	at Green Bay	61,719
01/01	L	10-34	at Minnesota	78,413
PLAYOFFS				
01/15	L	21-29	CAROLINA	62,209

	Bears	Opp
TOTAL FIRST DOWNS	233	259
Rushing	99	83
Passing	111	153
Penalty	23	23
3rd Down: Made/Att	62/215	76/238
3rd Down Pct.	28.8	31.9
4th Down: Made/Att	7/16	6/20
4th Down Pct.	43.8	30.0
POSSESSION AVG.	28:41	31:19
TOTAL NET YARDS	4101	4509
Avg. Per Game	256.3	281.8
Total Plays	937	1034
Avg. Per Play	4.4	4.4
NET YARDS RUSHING	2099	1637
Avg. Per Game	131.2	102.3
Total Rushes	488	443
NET YARDS PASSING	2002	2872
Avg. Per Game	125.1	179.5
Sacked/Yards Lost	31/199	41/275
Gross Yards	2201	3147
Attempts/Completions	418/219	550/313
Completion Pct.	52.4	56.9
Had Intercepted	15	24
PUNTS/AVERAGE	98/40.5	97/41.1
NET PUNTING AVG.	98/35.0	97/35.1
PENALTIES/YARDS	105/850	118/1016
FUMBLES/BALL LOST	32/13	26/10
TOUCHDOWNS	28	20
Rushing	11	9
Passing	11	10
Returns	6	1

PASSING	Att	Cmp	Yds	Cmp%	Yd/Att	TD	TD%	Int	Int%	Lg	Sack/Lost	Rating
Orton	368	190	1869	51.6	5.08	9	2.4	13	3.5	54	30/190	59.7
Grossman	39	20	259	51.3	6.64	1	2.6	2	5.1	54	1/9	59.7
Blake	9	8	55	88.9	6.11	1	11.1	0	0.0	17	0/0	129.2
Maynard	2	1	18	50.0	9.00	0	0.0	0	0.0	18	0/0	81.3
BEARS	418	219	2201	52.4	5.27	11	2.6	15	3.6	54	31/199	61.5
OPPONENTS	550	313	3147	56.9	5.72	10	1.8	24	4.4	56	41/275	61.2

Score by Period	1	2	3	4	OT	Tot
BEARS	54	82	54	64	6	260
OPPONENTS	35	69	34	64	0	202

SCORING	TDs: Ru-Pa-R-K-PAT	FG	S	Pts
Gould	0 0 0 0 0	19/20	21/27	0 82
Jones	9 9 0 0 0			0 54
Muhammad	4 0 0 0 0			0 24
Clark	2 0 2 0 0			0 12
M. Edwards	2 0 2 0 0			0 12
Gage	2 0 2 0 0			0 12
Peterson	2 2 0 0 0			0 12
Vasher	2 0 0 2 0			0 12
Brien	0 0 0 0 0	7/7	1/4	0 10
Briggs	1 0 0 1 0			0 6
M. Brown	1 0 0 1 0			0 6
Gilmore	1 0 1 0 0			0 6
Tillman	1 0 0 1 0			0 6
Wade	1 0 0 1 0			0 6
BEARS	28 11 11 6	26/27	22/31	0 260
OPPONENTS	20 10 1 0	19/20	21/29	0 202
2-Pt. Conversions: BEARS 0-0, OPPONENTS: 0-0.				

RUSHING	No	Yds	Avg	Lg	TD
Jones	314	1335	4.3	42	9
Peterson	76	391	5.1	36	2
Benson	67	272	4.1	36	0
Orton	24	44	1.8	15	0
Berrian	2	31	15.5	37	0
McKie	3	22	7.3	13	0
B. Johnson	1	5	5.0	5	0
Blake	1	-1	-1.0	-1	0
BEARS	488	2099	4.3	42	11
OPPONENTS	443	1637	3.7	61t	9

RECEIVING	No	Yds	Avg	Lg	TD
Muhammad	64	750	11.7	33	4
Gage	31	346	11.2	25	2
Jones	26	143	5.5	41	0
Clark	24	229	9.5	31	2
Bradley	18	230	12.8	54	0
Berrian	13	246	18.9	54	0
Wade	10	80	8.0	17	0
M. Edwards	10	66	6.6	13	2
Peterson	7	48	6.9	18	0
B. Johnson	5	15	3.0	7	0
McKie	4	15	3.8	11	0
Reid	3	20	6.7	10	0
Berlin	2	9	4.5	9	0
Benson	1	3	3.0	3	0
Gilmore	1	1	1.0	1t	1
BEARS	219	2201	10.1	54	11
OPPONENTS	313	3147	10.1	56	10

PUNTING	No	Yds	Avg	Net	TB	In	Lg	B
Maynard	96	3937	41.0	35.3	11	24	63	1
Gould	1	28	28.0	9.0	0	0	28	0
BEARS	98	3965	40.5	35.0	11	24	63	1
OPPONENTS	97	3982	41.1	35.1	8	27	59	0

INTS	No	Yds	Avg	Lg	TD
Vasher	8	145	18.1	46	1
Tillman	5	172	34.4	95	1
M. Brown	3	116	38.7	72	1
C. Harris	3	44	14.7	44	0
Briggs	2	30	15.0	20	1
Green	1	14	14.0	14	0
Scott	1	3	3.0	3	0
Hillennmeyer	1	0	0.0	0	0
BEARS	24	524	21.8	95	4
OPPONENTS	15	66	4.4	25	0

KO RETURNS	No	Yds	Avg	Lg	TD
Azumah	32	705	22.0	40	0
Davis	11	251	22.8	34	0
Bradley	4	70	17.5	23	0
McKie	3	29	9.7	17	0
Peterson	2	32	16.0	19	0
Gilmore	1	5	5.0	5	0
Idonije	1	0	0.0	0	0
Vasher	1	0	0.0	0	0
BEARS	55	1092	19.9	40	0
OPPONENTS	63	1255	19.9	45	0

PUNT RET.	Ret	FC	Yds	Avg	Lg	TD
Wade	33	9	317	9.6	73t	1
Berrian	8	3	69	8.6	24	0
Davis	5	1	31	6.2	21	0
BEARS	46	13	417	9.1	73t	1
OPPONENTS	39	13	312	8.0	85t	1

FGs	1-19	20-29	30-39	40-49	50+
Gould	0/0	9/9	9/10	3/8	0/0
Brien	0/0	0/0	0/2	1/2	0/0
BEARS	0/0	9/9	9/12	4/10	0/0
OPPONENTS	2/2	7/8	7/10	4/6	1/3
Gould: 0(0)(44G, 48N)(0)(23G, 47N)(38G, 20G)					
(35G, 47N, 28G)(39N, 37G)(33G, 39G)(25G, 36G)					
(21G, 40G, 25G, 35G, 43N)(29G)(35G, 29G, 39G, 44N)					
(45G)(22G)					
Brien: 0(48G, 48N, 36N)(39N)0000000000000000					
Opponents: 40G, 43G, 19G(0)(33G)(19G, 44G)					
(52N, 23G, 32B)(40G, 29G)(46N, 32G, 30G)(22G)					
(30G, 52N, 34G, 29G)(46N, 38G)(27G, 29N)(0)(30G)					
(38N, 39N, 26G)(54G, 27G)					

DEFENSE (Top 10)	T	S	A	FF	FR	PD	Sa	Int
Urfacher	171	101	70	1	0	7	6.0	0
Briggs	170	86	84	3	2	13	2.0	2
Tillman	104	84	20	4	0	18	1.0	5
M. Brown	89	67	22	1	0	6	1.0	3
Ogunleye	77	48	29	3	1	4	10.0	0
A. Brown	75	48	27	3	0	8	6.0	0
Hillennmeyer	71	38	30	0	0	2	1.0	1
C. Harris	70	43	27	0	1	8	1.0	3
T. Harris	59	38	21	2	2	0	3.0	0
Vasher	57	43	14	1	0	18	0.0	8
SACKS: Ogunleye 10.0, A. Brown 6.0, Urfacher 6.0, Ta. Johnson 5.0, T. Harris 3.0, Briggs 2.0, Boone 1.5, Haynes 1.5, Azumah 1.0, M. Brown 1.0, C. Harris 1.0, Hillennmeyer 1.0, Idonije 1.0, Tillman 1.0								
BEARS: 41.0, OPPONENTS: 31.0								

USUAL STARTERS

Offense	Defense
WR.....Muhsin Muhammad	RE.....Alex Brown
LT.....John Tait	RT.....Ian Scott
LG.....Ruben Brown	LT.....Tommie Harris
C.....Olin Kreutz	LE.....Adewale Ogunleye
RG.....Terrence Metcalf	WLB.....Lance Briggs
RT.....Fred Miller	SLB.....Brian Urlacher
TE.....Desmond Clark	SLB.....Hunter Hillennmeyer
WR.....Justin Gage	RCB.....Nathan Vasher
QB.....Kyle Orton	LCB.....Charles Tillman
RB.....Thomas Jones	SS.....Mike Brown
FB.....Bryan Johnson	FS.....Chris Harris

RANKINGS

Team Stats	Bears	Avg	Rank
Total Yards	4101	256.3	29
Rushing Yards	2099	131.2	8
Passing Yards	2002	125.1	31
Points Scored	260	16.3	26

	Opp	Avg	Rank
Total Yards	4509	281.8	2
Rushing Yards	1637	102.3	11
Passing Yards	2872	179.5	5
Points Scored	202	12.6	1

2006 CHICAGO BEARS STATISTICS

Record: 13-3, .812

1st Place, NFC North

Head Coach: Lovie Smith

09/10	W	26-0	at Green Bay	70,918
09/17	W	34-7	DETROIT	62,181
09/24	W	19-16	at Minnesota	63,754
10/01	W	37-6	SEATTLE	62,225
10/08	W	40-7	BUFFALO	62,206
10/16	W	24-23	at Arizona	63,977
10/29	W	41-10	SAN FRANCISCO	62,200
11/05	L	13-31	MIAMI	62,206
11/12	W	38-20	at NY Giants	78,641
11/19	W	10-0	at NY Jets	77,632
11/26	L	13-17	at New England	68,756
12/03	W	23-13	MINNESOTA	62,221
12/11	W	42-27	at St. Louis	66,234
12/17	W	34-31	at TAMPA BAY	62,260
12/24	W	26-21	at Detroit	60,665
12/31	L	7-26	GREEN BAY	62,287

PLAYOFFS

01/14	W	27-24	at SEATTLE	62,184
01/21	W	39-14	NEW ORLEANS	61,817
02/04*	L	17-29	Indianapolis	74,512

*Super Bowl XLI at Dolphin Stadium in Miami

	Bears	Opp
TOTAL FIRST DOWNS	300	258
Rushing	103	77
Passing	161	159
Penalty	36	22
3rd Down: Made/Att	85/231	74/239
3rd Down Pct.	36.8	31.0
4th Down: Made/Att	9/13	10/16
4th Down Pct.	69.2	62.5
POSSESSION AVG.	30:34	29:26
TOTAL NET YARDS	5199	4706
Avg. Per Game	324.9	294.1
Total Plays	1042	1023
Avg. Per Play	5.0	4.6
NET YARDS RUSHING	1918	1590
Avg. Per Game	119.9	99.4
Total Rushes	503	402
NET YARDS PASSING	3281	3116
Avg. Per Game	205.1	194.8
Sacked/Yards Lost	25/165	40/272
Gross Yards	3446	3388
Attempts/Completions	514/282	581/328
Completion Pct.	54.9	56.5
Had Intercepted	22	24
PUNTS/AVERAGE	77/44.2	100/43.7
NET PUNTING AVG.	77/37.6	100/35.2
PENALTIES/YARDS	112/923	132/1084
FUMBLES/BALL LOST	26/14	32/20
TOUCHDOWNS	47	29
Rushing	14	7
Passing	24	18
Returns	9	4

PASSING	Att	Cmp	Yds	Cmp%	Yds/Att	TD	TD%	Int	Int%	Lg	Sack/Lost	Rating
Grossman	480	262	3193	54.6	6.65	23	4.8	20	4.2	62	21/142	73.9
Jones	32	18	220	56.3	6.88	1	3.1	2	6.3	751	3/22	62.0
Grise	1	1	4	100.0	-4.00	0	0.0	0	0.0	-4	1/1	79.2
Maynard	1	1	37	100.0	37.00	0	0.0	0	0.0	37	0/0	118.8
BEARS	514	282	3446	54.9	6.70	24	4.7	22	4.3	751	25/165	73.5
OPPONENTS	581	328	3388	56.5	5.83	18	3.1	24	4.1	641	40/272	66.5

Score by Period	1	2	3	4	OT	Tot
BEARS	73	140	101	110	3	427
OPPONENTS	47	71	48	89	0	255

SCORING	TDs	Ru	Pa	R-K	PAT	FG	S	Pts
Gould	0	0	0	0	0	47/47	32/36	0 143
Benson	6	6	0	0	0	0	36	0 36
Berrian	6	0	6	0	0	0	36	0 36
Clark	6	0	6	0	0	0	36	0 36
Hester	6	0	6	0	0	0	36	0 36
Jones	6	6	0	0	0	0	36	0 36
Muhammad	5	0	5	0	0	0	30	0 30
Bradley	3	0	3	0	0	0	18	0 18
Davis	2	0	2	0	0	0	12	0 12
Gilmore	2	0	2	0	0	0	12	0 12
Peterson	2	2	0	0	0	0	12	0 12
M. Brown	1	0	0	1	0	0	6	0 6
R. Manning	1	0	0	1	0	0	6	0 6
Tillman	1	0	0	1	0	0	6	0 6
Ta. Johnson	0	0	0	0	0	1	2	0 2
BEARS	47	14	24	9	47/47	32/36	1	427
OPPONENTS	29	7	18	4	27/28	18/27	0	255

2-Pt. Conversions: BEARS 0-0, OPPONENTS: 0-1.

RUSHING	No	Yds	Avg	Lg	TD
Jones	296	1210	4.1	30t	6
Benson	157	647	4.1	30	6
Peterson	10	41	4.1	11	2
McKie	8	18	2.3	7	0
Berrian	2	5	2.5	5	0
Grossman	24	2	0.1	22	0
Grise	6	-5	-0.8	0	0
BEARS	503	1918	3.8	30t	14
OPPONENTS	402	1590	4.0	53	7

RECEIVING	No	Yds	Avg	Lg	TD
Muhammad	60	863	14.4	40	5
Berrian	51	775	15.2	62	6
Clark	45	626	13.9	33	6
Jones	36	154	4.3	21	0
McKie	25	162	6.5	26	0
Davis	22	303	13.8	31	2
Bradley	14	282	20.1	75t	3
Benson	8	54	6.8	22	0
Peterson	6	88	14.7	37	0
Gilmore	6	38	6.3	18	2
Gage	4	68	17.0	34	0
Reid	4	37	9.3	19	0
Grossman	1	-4	-4.0	-4	0
BEARS	282	3446	12.2	75t	24
OPPONENTS	328	3388	10.3	64t	18

PUNTING	No	Yds	Avg	Net	TB	In	Lg	B
Maynard	77	3404	44.2	37.6	7	24	65	0
BEARS	77	3404	44.2	37.6	7	24	65	0
OPPONENTS	100	4368	43.7	35.2	12	23	67	0

INTS	No	Yds	Avg	Lg	TD
R. Manning	5	113	22.6	54t	1
Tillman	5	32	6.4	13	0
Urlacher	3	38	12.7	36	0
Vasher	3	11	3.7	7	0
D. Manning	2	26	13.0	15	0
A. Brown	2	22	11.0	18	0
C. Harris	2	19	9.5	16	0
Briggs	2	18	9.0	18	0
BEARS	24	524	21.8	54t	1
Opponents	15	66	4.4	55t	4

KO RETURNS	No	Yds	Avg	Lg	TD
Davis	32	753	23.5	42	0
Hester	20	528	26.4	96t	2
Peterson	3	49	16.3	25	0
D. Manning	1	20	20.0	20	0
McClover	1	9	9.0	9	0
McKie	1	11	11.0	11	0
Muhammad	1	3	3.0	3	0
BEARS	59	1373	23.3	96t	2
OPPONENTS	83	1730	20.8	35	0

PUNT RET.	Ret	FC	Yds	Avg	Lg	TD
Hester	47	12	600	12.8	84t	3
Berrian	2	0	7	3.5	7	0
Wesley	1	0	0	0.0	0	0
BEARS	50	12	607	12.1	84t	3
OPPONENTS	38	14	367	9.7	48	0

FGs	1-19	20-29	30-39	40-49	50+
Gould	0/0	6/6	14/16	12/14	0/0
BEARS	0/0	6/6	14/16	12/14	0/0
OPPONENTS	0/0	9/9	2/5	6/9	1/4
Gould: (40G, 39G, 28G, 30G) (32G, 45G)					
(41G, 24G, 31G, 49G) (36G, 20G, 41G)					
(42G, 43G, 32G, 41G) (23G) (43G, 36G) (38G, 38G)					
(49G) (20G) (45B, 46G, 32G) (0) (37N, 49N)					
(38G, 37N, 25G) (36G, 36G, 39G, 44G) (0)					
Opponents: (53N) (40N) (31G, 26G, 41G) (23G, 24G)					
(0) (52N, 41G, 28G, 29G, 40N) (23G) (37B, 20G)					
(33N, 46G, 40G, 52N) (0) (52G) (23G, 30G) (48N) (45G) (0)					
(32N, 25G, 46G)					

DEFENSE	(Top 10)	T	S	A	FF	FR	PD	Sa	Int
Urlacher	185	93	92	1	1	8	0.0	3	0
Briggs	176	117	59	4	1	9	1.0	2	0
Tillman	88	67	21	1	1	11	0.0	5	0
D. Manning	80	46	34	4	1	5	0.0	2	0
A. Brown	71	44	27	3	2	2	7.0	2	0
Hillenmeyer	68	32	36	0	1	3	0.0	0	0
Ogunleye	58	34	24	1	3	1	6.5	0	0
R. Manning	55	41	14	1	0	5	2.0	5	0
C. Harris	54	42	12	0	0	2	0.0	2	0
Anderson	48	35	13	4	1	2	12.0	0	0

SACKS: Anderson 12.0, A. Brown 7.0, Ogunleye 6.5, T. Harris 5.0, Ta. Johnson 3.5, Boone 2.0, R. Manning 2.0, Briggs 1.0, Worell 1.0

BEARS: 40.0, OPPONENTS: 25.0

USUAL STARTERS

Offense	Defense
WR.....Muhsin Muhammad	RE.....Alex Brown
LT.....John Tait	RT.....Tank Johnson
LG.....Ruben Brown	LT.....Tommie Harris
C.....Olin Kreutz	LE.....Adewale Ogunleye
RG.....Roberto Garza	WLB.....Lance Briggs
RT.....Fred Miller	MLB.....Brian Urlacher
TE.....Desmond Clark	SLB.....Hunter Hillenmeyer
WR.....Bernard Berrian	RCB.....Nathan Vasher
QB.....Rex Grossman	LCB.....Charles Tillman
RB.....Thomas Jones	SS.....Mike Brown
FB.....Jason McKie	FS.....Daniele Manning

RANKINGS

Team Stats	Bears	Avg	Rank
Total Yards.....	5199	324.9	15
Rushing Yards.....	1918	119.9	15
Passing Yards.....	3281	205.1	14
Points Scored.....	427	26.7	21
	Opp	Avg	Rank
Total Yards.....	4706	294.1	5
Rushing Yards.....	1590	99.4	6
Passing Yards.....	3116	194.8	11
Points Scored.....	255	15.9	3



2007 CHICAGO BEARS STATISTICS

Record: 7-9, .438
4th Place, NFC North
Head Coach: Lovie Smith

09/09	L	3-14	at San Diego	67.837
09/16	W	20-10	KANSAS CITY	62.095
09/23	L	10-34	DALLAS	62.099
09/30	L	27-37	at Detroit	60.811
10/07	W	27-20	at Green Bay	70.904
10/14	L	31-34	MINNESOTA	62.174
10/21	W	19-16	at Philadelphia	67.806
10/28	L	7-16	DETROIT	62.171
11/11	W	17-6	at Oakland	62.715
11/18	L	23-30	at Seattle	68.249
11/25	W	37-34	at DENVER	62.148
12/02	L	16-21	NY GIANTS	62.244
12/06	L	16-24	at Washington	82.213
12/17	L	13-20	at Minnesota	63.800
12/23	W	35-7	GREEN BAY	62.272
12/30	W	33-25	NEW ORLEANS	62.064

Score by Period	1	2	3	4	OT	Tot
BEARS	46	97	85	103	3	334
OPPONENTS	33	110	68	137	0	348

SCORING	TDs: Ru-Pa-R K-PAT	FG	S	Pts
Gould	0 0 0 0	33/33	31/36	0 126
Hester	8 0 2 6			0 48
Berrian	5 0 5 0			0 30
Benson	4 4 0 0			0 24
Clark	4 0 4 0			0 24
Muhammad	3 0 3 0			0 18
Peterson	3 3 0 0			0 18
Olsen	2 0 2 0			0 14
Bradley	1 0 1 0			0 6
Graham	1 0 0 1			0 6
McKie	1 1 0 0			0 6
St. Clair	1 0 1 0			0 6
Urlacher	1 0 0 1			0 6
BEARS	34 8 18 8	33/33	31/36	1 334
OPPONENTS	39 17 19 3	35/37	25/33	0 348
2-Pt. Conversions: Olsen, Bears 1-1,				
OPPONENTS: 2-2.				

2-Pt. Conversions: Olsen, BEARS 1-1,
 OPPONENTS: 2-2.

RUSHING	No	Yds	Avg	Lg	TD
Benson	196	674	3.4	43t	4
Peterson	151	510	3.4	21	3
Wolfe	31	85	2.7	25	0
Griese	13	28	2.2	9	0
Grossman	14	27	1.9	12	0
McKie	6	17	2.8	6	1
Orton	5	-1	-2	1	0
Hester	7	-10	-1.4	5	0
BEARS	423	1330	3.1	43t	8
OPPONENTS	454	1967	4.3	73t	17

RECEIVING	No	Yds	Avg	Lg	TD
Berrian	71	951	13.4	59t	5
Peterson	51	420	8.2	30	0
Clark	44	545	12.4	52	4
Muhammad	40	570	14.3	44	3
Olsen	39	391	10.0	31	2
Hester	20	299	15.0	81t	2
Davis	17	165	9.7	36	0
Benson	17	123	7.2	19	0
Wolfe	9	117	13.0	33	0
McKie	9	33	3.7	10	0
Bradley	6	71	11.8	19t	1
Gilmore	3	14	4.7	7	0
St. Clair	1	2	2.0	2t	1
BEARS	327	3701	11.3	81t	18
OPPONENTS	343	3953	11.5	71	19

PUNTING	No	Yds	Avg	Net	TB	In	Lg	B
Maynard	88	3682	41.8	37.4	9	27	56	0
Johnson	4	199	49.8	39.3	1	1	60	0
Gould	2	53	26.5	26.5	0	1	28	0
BEARS	94	3934	41.9	37.2	10	29	60	0
OPPONENTS	94	3808	40.5	32.3	6	23	64	3

INTS	No	Yds	Avg	Lg	TD
Urlacher	5	101	20.2	85t	1
Tillman	3	24	8.0	20	0
D. Manning	2	33	16.5	33	0
McGowan	2	5	2.5	5	0
Vasher	1	34	34.0	34	0
M. Brown	1	27	27.0	27	0
A. Brown	1	7	7.0	7	0
Archuleta	1	4	4.0	4	0
BEARS	16	235	14.7	85t	1
OPPONENTS	21	285	13.6	64t	2

KO RETURNS	No	Yds	Avg	Lg	TD
Hester	43	934	21.7	97t	2
Davis	12	168	14.0	34	0
Gilmore	3	25	8.3	15	0
D. Manning	3	61	20.3	21	0
Peterson	3	17	5.7	14	0
Idonije	2	2	1.0	2	0
Wolfe	1	27	27.0	27	0
BEARS	67	1234	18.4	97t	2
OPPONENTS	71	1370	19.3	65	1

PUNT RET.	Ret	FC	Yds	Avg	Lg	TD
Hester	42	6	651	15.5	89t	4
Idonije	1	0	0	0.0	0	0
McGowan	1	0	0	0.0	0	0
BEARS	44	6	651	14.8	89t	4
OPPONENTS	40	19	236	5.9	25	0

FGs	1-19	20-29	30-39	40-49	50+
Gould	0/0	7/7	12/13	12/14	0/2
BEARS	0/0	7/7	12/13	12/14	0/2
OPPONENTS	0/0	7/9	6/9	9/12	3/3

Gould: (27G)(47G,38G)(20G)(52B,49G,41G)
 (44G,36G)(32G)(39N,31G,22G,41G,45G)(40N)
 (32G,53N)(31G,47G,48G)(24G,44G,39G)
 (35G,46G,41G)(48B,30G,22G,21G)(29G,47G)
 (31G,35G)(39G)
 Opponents: (33B)(45G,48B)(30G,23B,44G)
 (49G,39B)(37G,37G)(48G,55G)(24G,33G,37G)
 (26G,52G,29G,30G)(31G,52G)(44N,40G,23G,46G)
 (23G,42G)(0/47N,37N,23G)(42G,48G)(0/48G)

DEFENSE (Top 10)	T	S	A	FF	FR	PD	Sa	Int
Urlacher	158	98	60	2	5	5.0	5	0
Briggs	140	80	60	2	1	1	0	0
Hillennmeyer	101	60	41	1	1	2	0	0
D. Manning	98	70	28	0	0	2	2	0
Tillman	83	64	19	4	0	5	3	0
McGowan	80	52	28	1	1	1	2	0
Ogunleye	70	38	32	6	3	3	0	0
Archuleta	64	45	19	0	1	1	1	0
A. Brown	58	20	38	2	2	5	1	0
R. Manning Jr.	51	36	15	0	1	1	0	0

SACKS: Ogunleye 9.0, Harris 8.0, Anderson 5.0,
 Urlacher 5.0, A. Brown 4.5, Archuleta 2.0, Briggs
 2.0, R. Manning 1.0, Vasher 1.0, Walker 1.0,
 Williams 1.0, (group) 1.0, Adams 0.5
BEARS: 22.0. OPPONENTS: 43.0

PASSING	Att	Cmp	Yds	Cmp%	Yd/Att	TD	TD%	Int	Int%	Lg	Sack/Lost	Rating
Griese	262	161	1803	61.5	6.88	10	3.8	12	4.6	81t	15/114	75.6
Grossman	225	122	1411	54.2	6.27	4	1.8	7	3.1	59t	25/198	66.4
Orton	80	43	478	53.8	5.98	3	3.8	2	2.5	55t	2/12	73.9
Gould	1	0	0	0.0	0.0	0	0.0	0	0.0	0	0/0	39.6
Peterson	1	1	9	100.0	9.0	1	100.0	0	0.0	9t	0/0	143.8
Hester	0	0	0	0.0	0.0	0	0.0	0	0.0	0	1/15	-
BEARS	569	327	3701	57.5	6.50	18	3.2	21	3.7	81t	43/339	72.2
OPPONENTS	541	343	3953	63.4	7.31	19	3.5	16	3.0	71	41/245	84.7

USUAL STARTERS

Offense	Defense
WR.....Muhsin Muhammad	RE.....Mark Anderson
LT.....John Tait	RT.....Anthony Adams
LG.....Ruben Brown	LT.....Tommie Harris
C.....Olin Kreutz	LE.....Adewale Ogunleye
RG.....Roberto Garza	WLB.....Lance Briggs
RT.....Fred Miller	MLB.....Brian Urlacher
TE.....Desmond Clark	SLB.....Hunter Hillennmeyer
WR.....Bernard Berrian	RCB.....Trumaine McBride
QB.....Rex Grossman	LCB.....Charles Tillman
RB.....Cedric Benson	SS.....Adam Archuleta
FB.....Jason McKie	FS.....Daniel Manning

RANKINGS

Team Stats	Bears	Avg	Rank
Total Yards	4692	293.3	27
Rushing Yards	1330	83.1	30
Passing Yards	3362	210.1	15
Points Scored	334	20.9	18t

	Opp	Avg	Rank
Total Yards	5675	354.7	28
Rushing Yards	1967	122.9	29
Passing Yards	3708	231.8	24
Points Scored	348	21.7	16

2008 CHICAGO BEARS STATISTICS

Record: 9-7, .563

2nd Place, NFC North

Head Coach: Lovie Smith

09/07	W	29-13	at Indianapolis	66,822
09/14	L	17-20	at Carolina	73,828
09/21	L	24-27	at TAMPA BAY	62,051
09/28	W	24-20	PHILADELPHIA	62,099
10/05	W	34-7	at Detroit	59,790
10/12	L	20-22	at Atlanta	64,096
10/19	W	48-41	MINNESOTA	62,235
11/02	W	27-23	DETROIT	62,188
11/09	L	14-21	TENNESSEE	62,124
11/16	L	3-37	at Green Bay	71,040
11/23	W	27-3	at St. Louis	61,994
11/30	L	14-34	at Minnesota	63,722
12/07	W	23-10	JACKSONVILLE	61,736
12/11	W	27-24	at NEW ORLEANS	61,692
12/22	W	20-17	at GREEN BAY	62,151
12/28	L	24-31	at Houston	70,838

	Bears	Opp.
TOTAL FIRST DOWNS	264	314
Rushing	98	93
Passing	153	208
Penalty	13	13
3rd Down: Made/Att	78/219	81/232
3rd Down Pct.	35.6	34.9
4th Down: Made/Att	6/14	10/21
4th Down Pct.	42.9	47.6
POSSESSION AVG.	28:07	31:53
TOTAL NET YARDS	4734	5355
Avg. Per Game	295.9	334.7
Total Plays	991	1087
Avg. Per Play	4.8	4.9
NET YARDS RUSHING	1673	1496
Avg. Per Game	104.6	93.5
Total Rushes	434	437
NET YARDS PASSING	3061	3859
Avg. Per Game	191.3	241.2
Sacked/Yards Lost	29/168	28/217
Gross Yards	3229	4076
Attempts/Completions	528/304	622/383
Completion Pct.	57.6	61.6
Had Intercepted	14	22
PUNTS/AVERAGE	96/41.2	83/45.2
NET PUNTING AVG.	96/38.1	83/37.4
PENALTIES/YARDS	78/610	100/827
FUMBLES/BALL LOST	19/13	17/10
TOUCHDOWNS	42	39
Rushing	15	16
Passing	20	21
Returns	7	2

	PASSING	Att	Cmp	Yds	Cmp%	Yd/Att	TD	INT	Int%	Lg	Sack/Lost	Rating
Orton	465	272	297	58.5	6.39	18	3.9	12	2.6	65t	27/160	79.6
Grossman	62	32	257	51.6	4.15	2	3.2	2	3.2	29	2/8	59.7
Maynard	1	0	0	0.0	0.00	0	0.0	0	0.0	0	0/0	39.6
BEARS	528	304	3229	57.6	6.12	20	3.8	14	2.7	65t	29/168	77.1
OPPONENTS	622	383	4076	61.6	6.55	21	3.4	22	3.5	99t	28/217	77.2

Score by Period	1	2	3	4	OT	Tot
BEARS	109	101	88	71	6	375
OPPONENTS	47	128	72	100	3	350

SCORING	TDs	Ru-Pa	R-K	P-AT	FG	S	Pts
Gould	0	0	0	0	41/41	26/29	0 119
Forté	12	8	4	0	0	0	72
Olsen	5	0	5	0	0	0	30
Lloyd	3	0	2	1	0	0	20
R. Davis	3	0	2	1	0	0	18
Hester	3	0	3	0	0	0	18
McKie	3	2	1	0	0	0	18
Orton	3	3	0	0	0	0	18
Booker	2	2	0	0	0	0	12
Grossman	2	2	0	0	0	0	12
Bowman	1	0	0	1	0	0	6
Briggs	1	0	0	1	0	0	6
Clark	1	0	1	0	0	0	6
Manning	1	0	0	1	0	0	6
Tillman	1	0	0	1	0	0	6
Wolfe	1	0	0	1	0	0	6
Ogunleye	0	0	0	0	0	1	2
BEARS	42	15	20	7	41/41	26/29	0 375
OPPONENTS	39	16	21	2	38/39	26/33	0 350

2-Pt. Conversions: Lloyd, BEARS 1/1, OPPONENTS: 0/0.

RUSHING	No	Yds	Avg	Lg	TD
Forté	316	1238	3.9	50t	8
Jones	34	109	3.2	16	0
Peterson	20	100	5.0	16	0
Wolfe	15	69	4.6	38	0
Hester	6	61	10.2	20	0
Orton	24	49	2.0	12	3
McKie	11	26	2.4	6	2
Davis	3	14	4.7	17	0
Grossman	3	4	1.3	2	2
Booker	1	3	3.0	3	0
Davis	1	0	0.0	0	0
BEARS	434	1673	3.9	50t	15
OPPONENTS	437	1496	3.4	59	16

RECEIVING	No	Yds	Avg	Lg	TD
Forté	63	477	7.6	19	4
Olsen	54	574	10.6	52	5
Hester	51	665	13.0	65t	3
Clark	41	367	9.0	35	1
Davis	35	445	12.7	36	2
Lloyd	26	364	14.0	32	2
Booker	14	211	15.1	51t	2
McKie	11	64	5.8	12	1
Peterson	6	45	7.5	19	0
Jones	2	5	2.5	3	0
Davis	1	12	12.0	12	0
BEARS	304	3229	10.6	65t	20
OPPONENTS	383	4076	10.6	99t	21

PUNTING	No	Yds	Avg	Net	TB	In	Lg	B
Maynard	96	3957	41.2	38.1	5	40	67	0
BEARS	96	3957	41.2	38.1	5	40	67	0
OPP.	83	3525	42.5	37.4	8	22	65	2

INTS	No	Yds	Avg	Lg	TD
Payne	4	147	36.8	50	0
Tillman	3	52	17.3	26t	1
Briggs	3	12	4.0	9	0
Ularacher	2	11	5.5	11	0
M. Brown	2	0	0.0	0	0
Steltz	1	44	44.0	44	0
Manning	1	42	42.0	42	0
Graham	1	6	6.0	6	0
Bowman	1	0	0.0	0	0
McBride	1	0	0.0	0	0
Ogunleye	1	0	0.0	0	0
Vasher	1	0	0.0	0	0
A. Brown	1	-2	-2.0	-2	0
BEARS	22	312	14.2	50	1
OPPONENTS	14	219	15.6	45t	1

KO RETURNS	No	Yds	Avg	Lg	TD
Manning	36	1070	29.7	83t	1
Hester	31	679	21.9	51	0
Wolfe	5	98	19.6	33	0
McKie	2	38	19.0	20	0
Davis	1	13	13.0	13	0
Davis	1	10	10.0	10	0
Peterson	1	11	11.0	11	0
BEARS	77	1919	24.9	83t	1
OPPONENTS	68	1656	24.4	85	0

PUNT RET.	Ret	FC	Yds	Avg	Lg	TD
Hester	32	14	198	6.2	25	0
Vasher	6	1	46	7.7	18	0
Bennett	1	0	17	17.0	17	0
BEARS	39	15	261	6.7	25	0
OPPONENTS	36	27	203	5.6	31	0

FGs	1-19	20-29	30-39	40-49	50+
Gould	0/0	6/6	12/12	8/11	0/0
BEARS	0/0	6/6	12/12	8/11	0/0
OPPONENTS	0/0	8/8	8/10	8/12	2/3
(37G, 45G)(36G, 32G)(26G, 42G, 48G)(36G, 41G)					
(48B)(35G)(43G, 38G)(22G, 36G, 35G)(28G, 35G)					
(31G, 38G)(37G)					
Opponents: (39G, 34G)(37G, 45G)(35G, 21G)					
(50N, 47N, 24G, 31G)(0)(29G, 48G, 32G, 41G, 33N, 48G)					
(42G, 23G)(52G)(49N)(53G, 33G, 45G)(40N, 43G)					
(23G, 27G)(42G)(30G)(46N, 28G, 38B)(22G)					

DEFENSE (Top 10)	T	S	A	FF	FR	PD	Sa	Int
Briggs	136	83	53	1	2	7	0.5	3
Payne	129	73	56	0	0	5	1.0	4
Ularacher	107	69	38	0	1	6	0.0	2
M. Brown	101	63	38	0	0	4	1.0	2
Graham	93	73	20	1	1	6	0.0	1
Tillman	91	79	12	4	0	16	0.0	3
Ogunleye	58	34	24	0	4	5	0.0	1
Roach	40	25	15	0	0	1	0.0	0
Dvoracek	40	16	24	0	0	1	0.0	0
A. Brown	39	19	20	1	1	1	6.0	1
SACKS: A. Brown 6.0, Harris 5.0, Ogunleye 5.0, Idonije 3.5, Harrison 2.0, Anderson 1.0, M. Brown 1.0, Hillenmeyer 1.0, Manning 1.0, Payne 1.0, (group) 1.0, Briggs 0.5								
BEARS: 28.0, OPPONENTS: 29.0								

USUAL STARTERS

Offense	Defense
WR.....Rashied Davis	RE.....Alex Brown
LT.....John St. Clair	NT.....Dusty Dvoracek
LG.....Josh Beekman	DT.....Tommie Harris
C.....Olin Kreutz	LE.....Adewale Ogunleye
RG.....Roberto Garza	WLB.....Lance Briggs
RT.....John Tait	MLB.....Brian Ularacher
TE.....Desmond Clark	SLB.....Nick Roach
WR.....Brandon Lloyd	RCB.....Corey Graham
QB.....Kyle Orton	LCB.....Charles Tillman
RB.....Matt Forte	SS.....Kevin Payne
FB.....Jason McKie	FS.....Mike Brown

RANKINGS

Team Stats	Bears	Avg	Rank
Total Yards.....	4734	295.9	26
Rushing Yards.....	1673	104.6	24
Passing Yards.....	3061	191.3	21
Points Scored.....	375	23.4	14t
	Opp	Avg	Rank
Total Yards.....	5355	334.7	21
Rushing Yards.....	1496	93.5	5
Passing Yards.....	3859	241.2	30
Points Scored.....	350	21.9	16t



2009 CHICAGO BEARS STATISTICS

Record: 7-9, .438
3rd Place, NFC North
Head Coach: Lovie Smith

09/13	L	15-21	at Green Bay	70,920
09/20	W	17-14	PITTSBURGH	62,231
09/27	W	25-19	at Seattle	67,938
10/04	W	48-24	DETROIT	62,192
10/18	L	14-21	at Atlanta	68,082
10/25	L	10-45	at Cincinnati	64,900
11/01	W	30-6	CLEVELAND	62,262
11/08	L	21-41	ARIZONA	62,309
11/12	L	6-10	at San Francisco	69,732
11/22	L	20-24	PHILADELPHIA	62,421
11/29	L	10-36	at Minnesota	63,854
12/06	W	17-9	ST. LOUIS	61,892
12/13	L	14-21	GREEN BAY	62,214
12/20	L	7-31	at Baltimore	71,011
12/28	W	36-30	at MINNESOTA	62,479
01/03	W	37-23	at Detroit	56,677

	Bears	Opp
TOTAL FIRST DOWNS	262	312
Rushing	71	105
Passing	170	186
Penalty	21	21
3rd Down: Made/Att	81/217	93/226
3rd Down Pct.	37.3	41.2
4th Down: Made/Att	7/18	6/13
4th Down Pct.	38.9	46.2
POSSESSION AVG.	28:27	31:33
TOTAL NET YARDS	4965	5404
Avg. Per Game	310.3	337.8
Total Plays	971	1033
Avg. Per Play	5.1	5.2
NET YARDS RUSHING	1492	2022
Avg. Per Game	93.3	126.4
Total Rushes	373	467
NET YARDS PASSING	3473	3382
Avg. Per Game	217.1	211.4
Sacked/Yards Lost	35/204	35/272
Gross Yards	3677	3654
Attempts/Completions	563/340	531/341
Completion Pct.	60.4	64.2
Had Intercepted	27	13
PUNTS/AVERAGE	77/41.4	71/42.6
NET PUNTING AVG.	77/37.4	71/36.3
PENALTIES/YARDS	100/836	88/744
FUMBLES/BALL LOST	26/7	27/15
TOUCHDOWNS	36	43
Rushing	6	14
Passing	27	29
Returns	3	0

PASSING	Att	Cmp	Yds	Cmp%	Yd/Att	TD	TD%	Int	Int%	Lg	Sack/Lost	Rating
Cutler	555	336	3666	60.5	6.61	27	4.9	26	4.7	71	35/204	76.8
Hanie	7	3	11	42.9	1.57	0	0.0	1	14.3	5	0/0	10.7
Maynard	1	1	0	100.0	0.00	0	0.0	0	0.0	---	0/0	79.2
BEARS	563	340	3677	60.4	6.53	27	4.8	27	4.8	71	35/204	75.6
OPPONENTS	531	341	3654	64.2	6.88	29	5.5	13	2.4	50t	35/272	92.3

Score by Period	1	2	3	4	OT	Tot
BEARS	36	106	85	94	6	327
OPPONENTS	96	112	69	98	0	375

SCORING	TDs	Ru-Pa	R-K	PAT	FG	S	Pts
Gould	0	0	0	0	33/33	24/28	0 105
Olsen	8	0	8	0	0	0	48
Knox	6	0	5	1	0	0	36
Forté	4	4	0	0	0	0	26
Aromashodu	4	0	4	0	0	0	24
Bennett	3	0	2	1	0	0	20
K. Davis	3	0	3	0	0	0	18
Hester	3	0	3	0	0	0	18
Clark	2	0	2	0	0	0	12
Cutler	1	1	0	0	0	0	6
Tillman	1	0	0	1	0	0	6
Wolfe	1	1	0	0	0	0	6
Manning	0	0	0	0	0	0	2
BEARS	36	6	27	3	33/33	24/28	1 327
OPPONENTS	43	14	29	0	38/40	25/33	0 375
2-Pt. Conversions: Bennett, Forté, BEARS 2/2, OPPONENTS: 2/3.							

RUSHING	No	Yds	Avg	Lg	TD
Forté	258	929	3.6	61	4
Bell	40	220	5.5	72	0
Cutler	40	173	4.3	30	1
Wolfe	22	120	5.5	36	1
Peterson	7	51	7.3	15	0
Hester	6	-1	-1.2	7	0
BEARS	373	1492	4.0	72	6
OPPONENTS	467	2022	4.3	62t	14

RECEIVING	No	Yds	Avg	Lg	TD
Olsen	60	612	10.2	41	8
Hester	57	757	13.3	48	3
Forté	57	471	8.3	37	0
Bennett	54	717	13.3	71	2
Knox	45	527	11.7	68	5
Aromashodu	24	298	12.4	39t	4
Clark	19	145	7.6	26	2
K. Davis	9	75	8.3	18	3
R. Davis	5	35	7.0	10	0
McKie	5	13	2.6	8	0
Wolfe	2	12	6.0	12	0
Peterson	2	11	5.5	7	0
Bell	1	4	4.0	4	0
BEARS	340	3677	10.8	71	27
OPPONENTS	341	3654	10.7	50t	29

PUNTING	No	Yds	Avg	Net	TB	In	Lg	B
Maynard	77	3191	41.4	37.4	2	26	66	0
BEARS	77	3191	41.4	37.4	2	26	66	0
OPP.	71	3026	42.6	36.3	6	21	61	0

INTS	No	Yds	Avg	Lg	TD
Bowman	6	67	11.2	39	0
Tillman	2	35	17.5	21t	1
Manning	1	35	35.0	35	0
Harris	1	6	6.0	6	0
Vasher	1	1	1.0	1	0
Briggs	1	0	0.0	0	0
Hillmeyer	1	0	0.0	0	0
BEARS	13	144	11.1	39	1
OPPONENTS	27	365	13.5	67	0

KO RETURNS	No	Yds	Avg	Lg	TD
Knox	32	927	29.0	102t	1
Manning	28	744	26.6	59	0
R. Davis	9	114	12.7	22	0
Hester	7	156	22.3	44	0
Bennett	2	40	20.0	22	0
Aromashodu	1	18	18.0	18	0
Idonije	1	0	0.0	0	0
BEARS	80	1999	25.0	102t	1
OPPONENTS	64	1552	24.3	62	0

PUNT RET.	Ret	FC	Yds	Avg	Lg	TD
Hester	24	5	187	7.8	33	0
Bennett	14	2	143	10.2	49t	1
Knox	1	0	0	0.0	0	0
BEARS	39	7	330	8.5	49t	1
OPPONENTS	34	14	272	8.0	53	0

FGs	1-19	20-29	30-39	40-49	50+
Gould	0/0	9/9	6/6	7/10	2/3
BEARS	0/0	9/9	6/6	7/10	2/3
OPPONENTS	0/0	6/6	8/12	8/12	3/3
Gould: (47G, 21G)(44G)(53N, 37G)(52G, 22G) () (22G)(37G, 29G, 32G)(48B)(50G, 38G) (45G, 28G, 28G, 49G, 48B)(38G)(27G)() () (22G, 42G, 41G, 45N)(44G, 28G, 34G) Opponents: (49N, 52G, 39G)(38N, 43N) (46G, 37G, 43N, 34N, 39G, 46G)(35G)() (29G) () (43G, 30G)(39N, 21G)(25G)(52G, 37G, 20G) (20G, 48G, 50G)(33G, 26G, 42N)(30N, 40G)(41G) (42G, 48G, 32G)					

DEFENSE (Top 10)	T	S	A	FF	FR	PD	Sa	Int
Briggs	147	97	50	0	0	2	2.5	1
Hillmeyer	105	62	43	4	1	6	2.5	1
Tillman	86	64	22	6	1	7	0	2
Roach	82	47	35	3	1	4	2.0	0
Manning	77	54	23	2	2	3	1.0	1
Bowman	75	56	19	1	0	6	0	6
Alafala	70	45	25	1	1	6	2.0	0
Payne	60	41	19	0	0	5	0	0
Williams	49	31	18	0	0	2	0	0
A. Adams	42	18	24	0	2	1	2.0	0
SACKS: Ogunleye 6.5, A. Brown 6.0, Anderson 3.5, Briggs 2.5, Idonije 2.5, Harris 2.5, Hillmeyer 2.5, A. Adams 2.0, Alafala 2.0, Roach 2.0, Harrison 1.0, Manning 1.0, TEAM 1.0								
BEARS: 35.0, OPPONENTS: 35.0								

USUAL STARTERS

Offense	Defense
WR.....Earl Bennett	RE.....Alex Brown
LT.....Orlando Pace	DT.....Anthony Adams
LG.....Frank Omiyale	NT.....Tommie Harris
C.....Olin Kreutz	LE.....Adewale Ogunleye
RG.....Roberto Garza	WLB.....Lance Briggs
RT.....Chris Williams	MLB.....Hunter Hillmeyer
TE.....Greg Olsen	SLB.....Nick Roach
WR.....Devin Hester	RCB.....Zackary Bowman
QB.....Jay Cutler	LCB.....Charles Tillman
RB.....Matt Forte	SS.....Al Alafala
FB.....Jason McKie	FS.....Daniel Manning

RANKINGS

Team Stats	Bears	Avg	Rank
Total Yards.....	4965	310.3	23
Rushing Yards.....	1492	93.3	29
Passing Yards.....	3473	217.1	17
Points Scored.....	327	20.4	19
	Opp	Avg	Rank
Total Yards.....	5404	337.8	17
Rushing Yards.....	2022	126.4	23
Passing Yards.....	3382	211.4	13
Points Scored.....	375	23.4	21t

CHICAGO BEARS ALL-TIME RESULTS

2010 CHICAGO BEARS STATISTICS

Record: 11-5, .688

1st Place, NFC North

Head Coach: Lovie Smith

09/12	W	19-14	DETROIT	62,080
09/19	W	27-20	at Dallas	85,168
09/27	W	20-17	GREEN BAY	62,179
10/03	L	3-17	at N.Y. Giants	77,716
10/10	W	23-6	at Carolina	73,464
10/17	L	20-23	SEATTLE	62,137
10/24	L	14-17	WASHINGTON	62,155
11/07	W	22-19	at Buffalo (Toronto)	50,746
11/14	W	27-13	MINNESOTA	62,206
11/18	W	16-0	at Miami	68,752
11/28	W	31-26	PHILADELPHIA	62,147
12/05	W	24-20	at Detroit	58,119
12/12	L	7-36	NEW ENGLAND	62,347
12/20	W	40-14	at Minnesota	40,504
12/26	W	38-34	N.Y. JETS	62,310
01/02	L	3-10	at Green Bay	70,833
PLAYOFFS				
01/16	W	35-24	SEATTLE	62,265
01/23	L	14-21	GREEN BAY	62,377

	Bears	Opp
TOTAL FIRST DOWNS	263	282
Rushing	76	88
Passing	163	183
Penalty	24	11
3rd Down: Made/Att	64/195	75/216
3rd Down Pct.	32.8	34.7
4th Down: Made/Att	2/7	6/13
4th Down Pct.	28.6	46.2
POSSESSION AVG.	29:31	30:29
TOTAL NET YARDS	4631	5029
Avg. Per Game	289.4	314.3
Total Plays	936	1002
Avg. Per Play	4.9	5.0
NET YARDS RUSHING	1616	1441
Avg. Per Game	101.0	90.1
Total Rushes	414	386
NET YARDS PASSING	3015	3588
Avg. Per Game	188.4	224.3
Sacked/Yards Lost	56/382	34/232
Gross Yards	3397	3870
Attempts/Completions	466/276	582/363
Completion Pct.	59.2	62.4
Had Intercepted	21	21
PUNTS/AVERAGE	83/40.1	88/40.6
NET PUNTING AVG.	83/35.2	88/32.6
PENALTIES/YARDS	91/768	93/790
FUMBLES/BALL LOST	19/10	37/14
TOUCHDOWNS	37	32
Rushing	20	14
Passing	13	14
Returns	4	4

PASSING	Att	Cmp	Yds	Cmp%	Yd/Att	TD	TD%	Int	Int%	Lg	Sack/Lost	Rating
Cutler	432	261	3274	60.4	7.6	23	5.3	16	3.7	89t	52/352	86.3
Collins	27	10	68	37.0	2.5	0	0.0	5	18.5	19	2/15	5.9
Hanley	7	5	55	71.4	7.9	0	0.0	0	0.0	26	2/15	94.3
BEARS	466	276	3397	59.2	7.3	23	4.9	21	4.5	89t	56/382	79.5
OPPONENTS	582	363	3820	62.4	6.6	14	2.4	21	3.6	59t	34/232	74.4

Score by Period	1	2	3	4	OT	Tot
BEARS	88	95	84	67	0	334
OPPONENTS	68	111	54	53	0	286

SCORING	TDs:	RU-Pa-R	K-PAT	FG	S	Pts		
Gould	0	0	0	35/35	25/30	0	110	
Forté	9	6	3	0	0	0	56	
Hester	7	0	4	3	0	0	42	
Olsen	5	0	5	0	0	0	30	
Knox	5	0	5	0	0	0	30	
Bennett	3	0	3	0	0	0	18	
Taylor	3	3	0	0	0	0	18	
Manumaleuna	1	0	1	0	0	0	6	
R. Davis	1	0	1	0	0	0	6	
Cutler	1	1	0	0	0	0	6	
K. Davis	1	0	1	0	0	0	6	
Moore	1	0	1	0	0	0	6	
BEARS	37	10	23	4	35/35	25/30	0	334
OPPONENTS	32	14	14	4	29/31	21/27	1	286
2-Pt. Conversions: Forté, BEARS 1/2;								
OPPONENTS: 0/1.								

RUSHING	No	Yds	Avg	Lg	TD
Forté	237	1069	4.5	68t	6
Taylor	112	267	2.4	24	3
Cutler	50	232	4.6	25	1
Hester	7	30	4.3	11	0
Bennett	2	9	4.5	5	0
Wolfe	4	8	2.0	7	0
Knox	1	2	2.0	2	0
Hanley	1	-1	-1.0	-1	0
BEARS	414	1616	3.9	68t	10
OPPONENTS	386	1441	3.7	45	14

RECEIVING	No	Yds	Avg	Lg	TD
Knox	51	960	18.8	67t	5
Forté	51	547	10.7	89t	3
Bennett	46	561	12.2	48	3
Olsen	41	404	9.9	39t	5
Hester	40	475	11.9	39	4
Taylor	20	139	7.0	18	0
Aromashodu	10	149	14.9	34	0
R. Davis	9	84	9.3	21	1
Manumaleuna	5	43	8.6	16	1
K. Davis	1	19	19.0	19t	1
Clark	1	12	12.0	12	0
Williams	1	4	4.0	4	0
BEARS	276	3397	12.3	89t	23
OPPONENTS	363	3820	10.5	59t	14

PUNTING	No	Yds	Avg	Net	TB	In	Lg	B
Maynard	83	3326	40.1	35.2	5	24	56	0
BEARS	83	3326	40.1	35.2	5	24	56	0
OPP.	88	3569	40.6	32.6	7	30	58	0

INTS	No	Yds	Avg	Lg	TD
Tillman	5	127	25.4	56	0
C. Harris	5	69	13.8	39	0
D. Moore	4	95	23.8	54t	1
Briggs	2	1	0.5	1	0
Peppers	2	1	0.5	1	0
Jennings	1	39	39.0	39	0
Manning	1	0	0.0	0	0
Urlacher	1	0	0.0	0	0
BEARS	21	332	15.8	56	1
OPPONENTS	21	247	11.8	92t	2

KO RETURNS	No	Yds	Avg	Lg	TD
Manning	33	816	24.7	62	0
Hester	12	427	35.6	79	0
Knox	8	182	22.8	42	0
R. Davis	5	70	14.0	32	0
K. Davis	1	2	2.0	2	0
BEARS	59	1497	25.4	79	0
OPPONENTS	59	1404	23.8	60	0

PUNT RET.	Ret	FC	Yds	Avg	Lg	TD
Hester	33	10	564	17.1	89t	3
BEARS	33	10	564	17.1	89t	3
OPPONENTS	39	10	303	7.8	62t	1

FGs	1-19	20-29	30-39	40-49	50+
Gould	1/1	9/9	8/9	4/7	3/4
BEARS	1/1	9/9	8/9	4/7	3/4
OPPONENTS	0/0	9/9	7/11	3/4	2/3
Gould: (20G,31G)(38G,40G)(49N,25G,19G)(40G)(28G,53G,43G)(34G,24G,54B)(42N)(43N,34G,37G)(47G,24G,50G)(23G)(54G)(29G,23G,34G,20G)(37G,35N)(30G)					
Opponents: (1)(28G,44N,48G)(38G,37B)(22G,38N)(24G,51N,53G)(46G,37N)(36G,39N,33G)(45G,36G,22G,36G)(50G,25G)(30G,25G,29G)(26G,34G)(23G)					

DEFENSE (Top 10)	T	S	A	FF	FR	PD	Sa	Int
Urlacher	146	90	56	2	3	13	40	1
Briggs	121	75	46	2	1	7	20	2
Tillman	101	66	35	3	2	11	0	5
C. Harris	96	57	39	0	2	2	0	0
Manning	85	55	30	0	0	5	0	1
Jennings	66	41	25	1	1	9	0	1
Tinoisamoa	51	22	29	1	0	1	1	0
Peppers	50	33	17	3	0	7	8	0
Idonije	46	25	21	3	0	5	8	0
D. Moore	44	29	15	1	0	3	10	4
Sacks: Idonije 8.0, Peppers 8.0, Urlacher 4.0, Melton 2.5, Adams 2.0, Toeaina 2.0, Briggs 2.0, T. Harris 1.5, Wootton 1.0, D. Moore 1.0, Tinoisamoa 1.0, Iwuh 1.0.								
BEARS: 34.0, OPPONENTS: 56.0								

USUAL STARTERS

Offense	Defense
WR.....Johnny Knox	RE.....Julius Peppers
LT.....Frank Omiyale	NT.....Anthony Adams
LG.....Chris Williams	DT.....Matt Toeaina
C.....Olin Kreutz	LE.....Israel Idonije
RG.....Roberto Garza	WLB.....Lance Briggs
RT.....J Marcus Webb	MLB.....Brian Urlacher
TE.....Greg Olsen	SLB.....Pisa Tinoisamoa
WR.....Devin Hester	RCB.....Charles Tillman
QB.....Jay Cutler	LCB.....Tim Jennings
RB.....Matt Forté	SS.....Daniel Manning
FB.....Brandon Manumaleuna	FS.....Chris Harris

RANKINGS

Team Stats	Bears	Avg	Rank
Total Yards.....	4631	289.4	30
Rushing Yards.....	1616	101.0	22
Passing Yards.....	3015	188.4	28
Points Scored.....	334	20.9	21

	Opp	Avg	Rank
Total Yards.....	5029	314.3	9
Rushing Yards.....	1441	90.1	2
Passing Yards.....	3588	224.3	20
Points Scored.....	286	17.9	4



BEARS vs. ACTIVE TEAMS

	Regular season		Post-season		Overall
	Road	Home	Road	Home	
Arizona Cardinals	2-1	2-1			57-27-6
Chicago Cardinals	15-11-1	30-8-5			
Card-Pitt	1-0	1-0			
Phoenix Cardinals	1-0	0-0			
St. Louis Cardinals	1-4	4-2			
Atlanta Falcons	5-7	7-5			12-12
Baltimore Ravens	0-2	2-0			2-2
Buffalo Bills	2-4	5-0			7-4
Carolina Panthers	1-2	2-0		0-1	3-3
Cincinnati Bengals	2-2	1-4			3-6
Cleveland Browns	1-7	4-2			5-9
Dallas Cowboys	4-6	5-5	0-1	0-1	9-13
Denver Broncos	3-4	4-2			7-6
Detroit Lions	39-38	49-24-3			93-64-5
Portsmouth Spartans	2-2-1	3-0-1			
Green Bay Packers	40-42-4	51-41-2		1-1	92-84-6
Houston Texans	0-1	0-1			0-2
Indianapolis Colts	3-0	2-1		0-1 [†]	18-23
Baltimore Colts	6-11	7-10			
Jacksonville Jaguars	1-1	2-1			3-2
Kansas City Chiefs	2-3	4-1			6-4
Miami Dolphins	3-4	1-3			4-7
Minnesota Vikings	20-30	25-22-2	1-0		46-52-2
New England Patriots	0-3	3-5		1-0 [†]	4-8
New Orleans Saints	5-5	8-6		2-0	15-11
New York Giants	14-8-2	13-11	1-3	4-0	32-22-2
New York Jets	3-1	4-2			7-3
Oakland Raiders	2-2	2-2			6-6
Los Angeles Raiders	1-1	1-1			
Philadelphia Eagles	12-5-1	15-4	0-1	1-1	29-11-1
Steagles		1-0			
Pittsburgh Steelers	3-6-1	10-1			20-7-1
Pittsburgh Pirates	3-0	1-0			
Card-Pitt	1-0	1-0			
Steagles		1-0			
St. Louis Rams	3-3	2-2			51-35-3
Los Angeles Rams	14-14-1	20-10-2	0-1	1-0	
Cleveland Rams	5-3	6-2			
San Diego Chargers	2-4	3-1			5-5
San Francisco 49ers	12-19	17-9-1	0-2	0-1	29-31-1
Seattle Seahawks	2-4	2-4		2-0	6-8
Tampa Bay Buccaneers	15-12	20-6			35-18
Tennessee Titans	1-0	0-1			5-5
Tennessee Oilers	1-0	0-0			
Houston Oilers	1-2	2-2			
Washington Redskins	7-11	9-7	2-1	1-3	23-23-1
Boston Redskins/Braves	3-1-1	1-0			
ACTIVE TEAMS	264-286-12	353-209-16			634-513-28
EXTINCT FRANCHISES	25-10-5	65-7-9			90-17-14
TOTAL	289-296-17	418-216-25	4-9	13-9	721-530-42*

Note: *Three victories are subtracted from the listed overall victory total. The Eagles and Steelers (Steagles) merged in 1943 (1-0) and the Cardinals and Steelers (Card-Pitt) merged in 1944 (2-0). Games are officially recorded under both teams (though only counted once in the "TOTAL" line).

† Bears were designated as home team, but game was at neutral site.

2011 opponents in bold.

CHICAGO BEARS ALL-TIME SERIES RESULTS

STADIUM CODES

A	Atlanta Fulton Co. Stadium	3-4	GI	Gillette Stadium, Foxboro, MA	0-1	PO	Portsmouth, OH	1-2-1
AD	Adelphia Coliseum	*	H	Astrodome, Houston	1-2	PP	Pro Player Stadium, Miami	1-1
AK	Akron Rubber Bowl	0-1	HF	Heinz Field, Pittsburgh	0-1	PX	University of Phoenix Stadium	1-0
AN	Anaheim Stadium	1-4	I	RCA Dome, Indianapolis	2-0	R	Reliant Stadium, Houston	0-1
B	Memorial Stadium, Baltimore	6-11	IL	University of Illinois, Champaign	3-5	RC	Rogers Centre, Toronto	1-0
BA	PSINet Stadium, Baltimore	0-2	IN	Invesco Field at Mile High, Denver	1-0	RJ	Raymond James Stadium, Tampa	2-4
BF	Rich Stadium, Buffalo	1-4	JR	Joe Robbie Stadium, Miami	1-0	S	Soldier Field, Chicago	166-113-1
BK	Baker Bowl, Philadelphia	1-0-1	JX	Jacksonville Municipal Stad, FL	1-0		since 2003	44-25
BO	Fenway Park, Boston	3-0-1		ALLTEL Stadium, Jacksonville	0-1	SC	University of South Carolina	*
BR	Ebbets Field, Brooklyn		KC	Arrowhead Stadium, Kansas City	2-3	SD	Qualcomm Stadium, San Diego	1-4
C	Ericsson Stadium, Charlotte, NC	1-2	KZ	Kezar Stadium, San Francisco	8-10	SE	Kingdome, Seattle	1-2
CB	Cleveland Browns Stadium	0-1	LA	Memorial Coliseum, LA	14-12-1	SF	3Com Park, San Francisco	4-10
CG	CMGI Field, Foxboro, MA		LF	Lincoln Financial Field, PHI	1-0	SH	Shibe Park, Philadelphia	2-1
CI	Cinergy Field, Cincinnati	1-1	LM	Lambeau Field, Green Bay	19-24	SI	Staten Island, NY	1-4
CL	Cleveland Stadium	6-9	LO	Lucas Oil Field, Indianapolis	1-0	SL	Busch Stadium, St. Louis	1-5
CM	Comiskey Park, Chicago	13-10	M	Metrodome, Minneapolis	10-17	SP	Joe Albi Stadium, Spokane, WA	*
CN	Fawcett Stadium, Canton, OH	*	MI	Orange Bowl, Miami	0-3	SS	Seahawks Stadium, Seattle	0-1
CO	The Coliseum, Nashville, TN	1-0	ML	County Stadium, Milwaukee	0-1		Qwest Field	1-1
COS	Cowboys Stadium, Arlington, TX	1-0	MN	Metropolitan Stad, Minneapolis	8-13	SU	Sun Life Stadium, Miami	1-0
CR	Crosley Field, Cincinnati	1-0	MP	Mills Park, Chicago	0-0-1	SW	Ullevi Stadium, Sweden	*
CS	Chicago Stadium	1-0	MT	M&T Bank Stadium, Baltimore	0-1	TB	Houlihan's Stadium, Tampa	13-7
D	Briggs (Tiger) Stadium, Detroit	21-18	ND	Notre Dame, IN	*	TCF	TCF Bank Stadium, Minneapolis	1-0
DA	Cotton Bowl, Dallas	1-0	NE	Foxboro Stadium, MA	0-1	TL	Tulane Stadium, New Orleans	2-0
DB	Croke Park, Dublin, Ireland	*	NJ	Meadowlands, East Rutherford, NJ	7-2	TM	Sun Devil Stadium, Tempe, AZ	2-1
DC	RFK Stadium, Washington, DC	3-5	NM	New Meadowlands, E. Rutherford, NJ	0-1	TR	Three Rivers Stadium, Pittsburgh	1-3
DN	Mile High Stadium, Denver	2-4	NO	Superdome, New Orleans	3-5	TS	Tiger Stadium, Baton Rouge, LA	1-0
DO	Dolphin Stadium, Miami	0-1	NP	Normal Park, Chicago	2-1	TX	Texas Stadium, Irving, TX	2-6
DS	Dyche Stadium, Evanston	1-0	NY	Yankee Stadium, New York	2-2-1	TW	Trans World Dome, St. Louis, MO	1-1
EJ	Edward Jones Dome, St. Louis, MO	2-1	O	Network Associates Coliseum, OAK	1-2	UD	University of Detroit Stadium	1-1
FF	FedEx Field, Washington, DC	1-3		McAfee Coliseum	1-0	VA	Veterans Stadium, Philadelphia	4-4
FO	Ford Field, Detroit, MI	5-4	P	Pontiac Silverdome, Detroit	11-14	VA	Vanderbilt Stadium, Nashville, TN	0-1
FR	Franklin Field, Univ. of Penn	1	PB	Paul Brown Stadium, Cincinnati	1-1	W	Wrigley Field, Chicago	221-89-22
G	Olympic Stadium, Berlin, Germany	*	PG	Polo Grounds, New York	11-7-1	WA	Griffith Stadium, Washington, DC	5-4
GB	City Stadium, Green Bay	21-16-4	PH	Municipal Stadium, Philadelphia	3-0			
GD	Georgia Dome, Atlanta	2-3	PI	Forbes Field, Pittsburgh	7-2-1			

* Preseason games only

FR	First Round Playoffs
SR	Second Round Playoffs
WC	Wild Card Game
WCR	Wild Card Round
DP	Divisional Playoff

CC	Conference Championship
NFL	NFL Title Game
SB	Super Bowl
+	Overtime
mnf	Monday Night Football

thu	Thursday Night
thank	Thanksgiving Day
sat	Saturday
sn	Sunday Night
nfln	NFL Network

BEARS VS. EXTINCT FRANCHISES

	Road	Home	Total		Road	Home	Total
Akron Pros		2-0-1	2-0-1	Frankford Yellow Jackets	2-3-1	5-1-1	7-4-2
Akron Indians		1-0	1-0	Hammond Pros		3-0	3-0
Boston Yanks	2-0	1-0	3-0	Kewanee		1-0	1-0
Brooklyn Dodgers	5-0	5-0-1	10-0-1	Louisville Colonels		1-0	1-0
Buffalo All-Americans		3-1	3-1	Milwaukee Badgers	1-0	2-0-1	3-0-1
Buffalo Bisons	1-0	0-1	1-1	Minneapolis Marines		3-0	3-0
Canton Bulldogs		2-2	2-2	Minneapolis Redjackets	1-0	2-0	3-0
Champaign	1-0		1-0	Moline Tractors		1-0	1-0
Chicago Tigers	2-0		2-0	New York Yankees	0-1	2-0	2-1
Cincinnati Reds	1-0	1-0	2-0	New York Yanks	1-1	2-0	3-1
Cleveland Bulldogs	0-1	2-0	2-1	Oorang Indians		2-0	2-0
Cleveland Indians		2-0	2-0	Pottsville Maroons		3-0	3-0
Columbus Tigers		2-0	2-0	Providence Steam Roller	0-1	0-0-1	0-1-1
Dallas Texans	0-1	1-0	1-1	Racine Legion	1-0	1-0-2	2-0-2
Dayton Triangles		4-0	4-0	Rochester Jeffersons		2-0	2-0
Detroit Panthers	1-1	1-0-1	2-1-1	Rock Island Independents	2-1-3	6-0-1	8-1-4
Detroit Tigers		1-0	1-0	Rockford		1-0	1-0
Detroit Wolverines		0-2	0-2	Staten Island Stapletons	0-0-1	1-0	1-0-1
Duluth Eskimos		2-0	2-0	Toledo Maroons		1-0	1-0
TOTAL				25-10-5 65-7-9 90-17-14			



ARIZONA CARDINALS

W-57

L-27

T-6

For several years the Bears and Cardinals shared Wrigley Field and Comiskey Park. *H* designates the Bears as the home team; *V* designates the Bears as visitors.

1920 – Cardinals, 7-6 (V,NP) Staleys, 10-0 (H,W)	1936 – Bears, 7-3 (H,W) Cardinals, 14-7 (V,W)	1951 – Cardinals, 28-14 (V,CM) Cardinals, 24-14 (H,W)
1921 – Tie, 0-0 (H,W)	1937 – Bears, 16-7 (H,W) Bears, 42-28 (V,W)	1952 – Cardinals, 21-10 (V,CM) Bears, 10-7 (H,W)
1922 – Cardinals, 6-0 (V,CM) thank Cardinals, 9-0 (V,CM)	1938 – Bears, 16-13 (V,S) Bears, 34-28 (H,W)	1953 – Cardinals, 24-17 (H,W)
1923 – Bears, 3-0 (H,W) thank	1939 – Bears, 44-7 (H,W) Bears, 48-7 (V,CM)	1954 – Bears, 29-7 (V,CM)
1924 – Bears, 6-0 (H,W) Bears, 21-0 (V,CM) thank	1940 – Cardinals, 21-7 (V,CM) Bears, 31-23 (H,W)	1955 – Cardinals, 53-14 (V,CM)
1925 – Cardinals, 9-0 (V,CM) Tie, 0-0 (H,W) thank	1941 – Bears, 53-7 (H,W) Bears, 34-24 (V,CM)	1956 – Bears, 10-3 (H,W)
1926 – Bears, 16-0 (V,W) Bears, 10-0 (H,S) Tie, 0-0 (H,W) thank	1942 – Bears, 41-14 (H,W) Bears, 21-7 (V,CM)	1957 – Bears, 14-6 (V,CM)
1927 – Bears, 9-0 (V,NP) Cardinals, 3-0 (H,W) thank	1943 – Bears, 20-0 (H,W) Bears, 35-24 (V,CM)	1958 – Bears, 30-14 (H,W)
1928 – Bears, 15-0 (V,NP) Bears, 34-0 (H,W) thank	1944 – Bears, 34-7 (H,W) Bears, 49-7 (V,PI)	1959 – Bears, 31-7 (V,S)
1929 – Tie, 0-0 (H,W) Cardinals, 40-6 (V,CM) thank	1945 – Cardinals, 16-7 (H,W) Bears, 28-20 (V,CM)	1965 – Bears, 30-13 (W)
1930 – Bears, 32-6 (V,CM) Bears, 6-0 (H,W) thank	1946 – Bears, 34-17 (V,CM) Cardinals, 35-28 (H,W)	1966 – Cardinals, 24-17 (SL)
1931 – Bears, 26-13 (H,W) Bears, 18-7 (V,W) thank	1947 – Cardinals, 31-7 (V,CM) Cardinals, 30-21 (H,W)	1967 – Bears, 30-3 (W)
1932 – Tie, 0-0 (H,W) Bears, 34-0 (V,W) thank	1948 – Bears, 28-17 (V,CM) Cardinals, 24-21 (H,W)	1969 – Cardinals, 20-17 (SL)
1933 – Bears, 12-9 (V,W) Bears, 22-6 (H,W) thank	1949 – Bears, 17-7 (V,CM) Bears, 52-21 (H,W)	1972 – Bears, 27-10 (SL)
1934 – Bears, 20-0 (H,W) Bears, 17-6 (H,W)	1950 – Bears, 27-6 (H,W) Cardinals, 20-10 (V,CM)	1975 – Cardinals, 34-20 (S)
1935 – Tie, 7-7 (H,W) Bears, 13-0 (V,W)		1977 – Cardinals, 16-13 (SL)
		1978 – Bears, 17-10 (S)
		1979 – Bears, 42-6 (S)
		1982 – Cardinals, 10-7 (S)
		1984 – Cardinals, 38-21 (SL)
		1990 – Bears, 31-21 (TM)
		1994 – Bears, 19-16 (TM) +
		1998 – Cardinals, 20-7 (TM)
		2001 – Bears, 20-13 (S)
		2003 – Bears, 28-3 (S)
		2006 – Bears, 24-23 (PX) mnf
		2009 – Cardinals, 41-21 (S)



ATLANTA FALCONS

W-12

L-12

T-0

1966 – Bears, 23-6 (W)	1986 – Bears, 13-10 (A)
1967 – Bears, 23-14 (A)	1990 – Bears, 30-24 (S)
1968 – Falcons, 16-13 (W)	1992 – Bears, 41-31 (S)
1969 – Falcons, 48-31 (A)	1993 – Bears, 6-0 (S)
1970 – Bears, 23-14 (A)	1998 – Falcons, 20-13 (GD)
1972 – Falcons, 37-21 (S)	2001 – Bears, 31-3 (GD)
1973 – Falcons, 46-6 (A)	2002 – Bears, 14-13 (GD)
1974 – Falcons, 13-10 (A)	2005 – Bears, 16-3 (S) sn
1976 – Falcons, 10-0 (S)	2008 – Falcons, 22-20 (GD)
1977 – Falcons, 16-10 (S)	2009 – Falcons, 21-14 (GD) sn
1978 – Bears, 13-7 (S)	
1980 – Falcons, 28-17 (A)	
1983 – Falcons, 20-17 (S)	
1985 – Bears, 36-0 (S)	



BALTIMORE RAVENS

W-2

L-2

T-0

1998 – Bears, 24-3 (S)
2001 – Ravens, 17-6 (BA)
2005 – Bears, 10-6 (S)
2009 – Ravens, 31-7 (MT)

CHICAGO BEARS ALL-TIME SERIES RESULTS



BUFFALO BILLS

W-7

L-4

T-0

1970 – Bears, 31-13 (W)
1974 – Bills, 16-6 (BF)
1979 – Bears, 7-0 (BF)
1988 – Bears, 24-3 (S)
1991 – Bills, 35-20 (BF)
1994 – Bears, 20-13 (S)

1997 – Bears, 20-3 (S)
2000 – Bills, 20-3 (BF)
2002 – Bills, 33-27 (BF) +
2006 – Bears, 40-7 (S)
2010 – Bears, 22-19 (RC)



CAROLINA PANTHERS

W-3

L-3

T-0

1995 – Bears, 31-27 (S)
2002 – Panthers, 24-14 (C)
2005 – Bears, 13-3 (S)
2005 – Panthers, 29-21 (S) DP
2008 – Panthers, 20-17 (C)

2010 – Bears, 23-6 (C)



CINCINNATI BENGALS

W-3

L-6

T-0

1972 – Bengals, 13-3 (S)
1980 – Bengals, 17-14 (S) +
1986 – Bears, 44-7 (CI)
1989 – Bears, 17-14 (S)
1992 – Bengals, 31-28 (S)+ sn
1995 – Bengals, 16-10 (CI)
2001 – Bears, 24-0 (PB)
2005 – Bengals, 24-7 (S)
2009 – Bengals, 45-10 (PB)



CLEVELAND BROWNS

W-5

L-9

T-0

1951 – Browns, 42-21 (CL)
1954 – Browns, 39-10 (W)
1960 – Browns, 42-0 (CL)
1961 – Bears, 17-14 (W)
1967 – Browns, 24-0 (CL)
1969 – Browns, 28-24 (W)
1972 – Bears, 17-0 (CL)
1980 – Browns, 27-21 (CL) mnf

1986 – Bears, 41-31 (S)
1989 – Browns, 27-7 (CL) mnf
1992 – Browns, 27-14 (CL)
2001 – Bears, 27-21 (S) +
2005 – Browns, 20-10 (CB)
2009 – Bears, 30-6 (S)



DALLAS COWBOYS

W-9

L-13

T-0

1960 – Bears, 17-7 (W)
1962 – Bears, 34-33 (DA)
1964 – Cowboys, 24-10 (W)
1968 – Cowboys, 34-3 (W)
1971 – Bears, 23-19 (S)
1973 – Cowboys, 20-17 (S)
1976 – Cowboys, 31-21 (TX)
1977 – Cowboys, 37-7 (TX) WC

1979 – Cowboys, 24-20 (TX)
1981 – Cowboys, 10-9 (TX) thank
1984 – Cowboys, 23-14 (S)
1985 – Bears, 44-0 (TX)
1986 – Bears, 24-10 (TX)
1988 – Bears, 17-7 (S)
1991 – Cowboys, 17-13 (S) FR
1992 – Cowboys, 27-14 (TX)

1996 – Bears, 22-6 (S) mnf
1997 – Cowboys, 27-3 (TX)
1998 – Bears, 13-12 (S)
2004 – Cowboys, 21-7 (TX) thank
2007 – Cowboys, 34-10 (S) sn
2010 – Bears, 27-20 (COS)



DENVER BRONCOS

W-7

L-6

T-0

1971 – Broncos, 6-3 (DN)
1973 – Bears, 33-14 (DN)
1976 – Broncos, 28-14 (S)
1978 – Broncos, 16-7 (DN) mnf
1981 – Bears, 35-24 (S)
1983 – Bears, 31-14 (S)
1984 – Bears, 27-0 (S)

1987 – Broncos, 31-29 (DN) mnf
1990 – Bears, 16-13 (DN) +
1993 – Broncos, 13-3 (S) sat
1996 – Broncos, 17-12 (DN)
2003 – Bears, 19-10 (IN)
2007 – Bears, 37-34 (S) +



ALL-TIME SERIES RESULTS



DETROIT LIONS

W-93

L-64

T-5

1930 – Spartans, 7-6 (PO)
Bears, 14-6 (W)

1931 – Bears, 9-6 (W)
Spartans, 3-0 (PO)

1932 – Tie, 13-13 (W)
Tie, 7-7 (PO)
Bears, 9-0 (CS)

1933 – Bears, 17-14 (W)
Bears, 17-7 (PO)

1934 – Bears, 19-16 (UD)
Bears, 10-7 (W) thank

1935 – Tie, 20-20 (W)
Lions, 14-2 (D) thank

1936 – Bears, 12-10 (W)
Lions, 13-7 (D) thank

1937 – Bears, 28-20 (W)
Bears, 13-0 (D) thank

1938 – Lions, 13-7 (W)
Lions, 14-7 (D) thank

1939 – Lions, 10-0 (W)
Bears, 23-13 (D)

1940 – Bears, 7-0 (W)
Lions, 17-14 (UD)

1941 – Bears, 49-0 (W)
Bears, 24-7 (D)

1942 – Bears, 16-0 (W)
Bears, 42-0 (D)

1943 – Bears, 27-21 (D)
Bears, 35-14 (W)

1944 – Tie, 21-21 (W)
Lions, 41-21 (D)

1945 – Lions, 16-10 (D)
Lions, 35-28 (W)

1946 – Bears, 42-6 (W)
Bears, 45-24 (D)

1947 – Bears, 33-24 (W)
Bears, 34-14 (D) thank

1948 – Bears, 28-0 (W)
Bears, 42-14 (D)

1949 – Bears, 27-24 (W)
Bears, 28-7 (D) thank

1950 – Bears, 35-21 (D)
Bears, 6-3 (W)

1951 – Bears, 28-23 (D)
Lions, 41-28 (W)

1952 – Bears, 24-23 (W)
Lions, 45-21 (D)

1953 – Lions, 20-16 (W)
Lions, 13-7 (D)

1954 – Lions, 48-23 (D)
Bears, 28-24 (W)

1955 – Bears, 24-14 (D)
Bears, 21-20 (W)

1956 – Lions, 42-10 (D)
Bears, 38-21 (W)

1957 – Bears, 27-7 (D)
Lions, 21-13 (W)

1958 – Bears, 20-7 (D)
Bears, 21-16 (W)

1959 – Bears, 24-14 (D)
Bears, 25-14 (W)

1960 – Bears, 28-7 (W)
Lions, 36-0 (D)

1961 – Bears, 31-17 (D)
Lions, 16-15 (W)

1962 – Lions, 11-3 (D)
Bears, 3-0 (W)

1963 – Bears, 37-21 (D)
Bears, 24-14 (W)

1964 – Lions, 10-0 (W)
Bears, 27-24 (D) thank

1965 – Bears, 38-10 (W)
Bears, 17-10 (D)

1966 – Lions, 14-3 (D)
Tie, 10-10 (W)

1967 – Bears, 14-3 (W)
Bears, 27-13 (D)

1968 – Lions, 42-0 (D)
Lions, 28-10 (W)

1969 – Lions, 13-7 (D)
Lions, 20-3 (W)

1970 – Lions, 28-14 (D) mnf
Lions, 16-10 (W)

1971 – Bears, 28-23 (D)
Lions, 28-3 (S)

1972 – Lions, 14-0 (D)
Lions, 38-24 (S)

1973 – Lions, 30-7 (S)
Lions, 40-7 (D)

1974 – Bears, 17-9 (S)
Lions, 34-17 (D)

1975 – Lions, 27-7 (P)
Bears, 25-21 (S)

1976 – Bears, 10-3 (S)
Lions, 14-10 (P)

1977 – Bears, 30-20 (S)
Bears, 31-14 (P) thank

1978 – Bears, 19-0 (P)
Lions, 21-17 (S)

1979 – Bears, 35-7 (S)
Lions, 20-0 (P) thank

1980 – Bears, 24-7 (S)
Bears, 23-17 (P) + thank

1981 – Lions, 48-17 (P) mnf
Lions, 23-7 (S)

1982 – Lions, 17-10 (P)
Bears, 20-17 (S)

1983 – Lions, 31-17 (P)
Lions, 38-17 (S)

1984 – Bears, 16-14 (S)
Bears, 30-13 (P)

1985 – Bears, 24-3 (S)
Bears, 37-17 (P)

1986 – Bears, 13-7 (S)
Bears, 16-13 (P) mnf

1987 – Bears, 30-10 (S)
(2nd game cancelled)

1988 – Bears, 24-7 (P)
Bears, 13-12 (S)

1989 – Bears, 47-27 (P)
Lions, 27-17 (S)

1990 – Bears, 23-17 (S) +
Lions, 38-21 (P) sn

1991 – Bears, 20-10 (S)
Lions, 16-6 (P) thank

1992 – Bears, 27-24 (S)
Lions, 16-3 (P)

1993 – Bears, 10-6 (P) thank
Lions, 20-14 (S)

1994 – Lions, 21-16 (P)
Bears, 20-10 (S)

1995 – Lions, 24-17 (S)
Lions, 27-7 (P) mnf

1996 – Lions, 35-16 (P)
Bears, 31-14 (S)

1997 – Lions, 32-7 (S)
Lions, 55-20 (P) thank

1998 – Bears, 31-27 (S)
Lions, 26-3 (P) sn

1999 – Lions, 21-17 (P) thank
Bears, 28-10 (S)

2000 – Lions, 21-14 (S)
Bears, 23-20 (P)

2001 – Bears, 13-10 (S)
Bears, 24-0 (P)

2002 – Lions, 23-20 (FO) +
Bears, 20-17 (IL) +

2003 – Bears, 24-16 (S)
Lions, 12-10 (FO)

2004 – Lions, 20-16 (S)
Lions, 19-13 (FO)

2005 – Bears, 38-6 (S)
Bears, 19-13 (FO) +

2006 – Bears, 34-7 (S)
Bears, 26-21 (FO)

2007 – Lions, 37-27 (FO)
Lions, 16-7 (S)

2008 – Bears, 34-7 (FO)
Bears, 27-23 (S)

2009 – Bears, 48-24 (S)
Bears, 37-23 (FO)

2010 – Bears, 19-14 (S)
Bears, 24-20 (FO)

Win-loss record includes playoff games

CHICAGO BEARS ALL-TIME SERIES RESULTS



GREEN BAY PACKERS

W-92

L-84

T-6

1921 – Staleys, 20-0 (W)
 1923 – Bears, 3-0 (GB)
 1924 – Bears, 3-0 (W)
 1925 – Packers, 14-10 (GB)
 Bears, 21-0 (W)
 1926 – Tie, 6-6 (GB)
 Bears, 19-13 (W)
 Tie, 3-3 (W)
 1927 – Bears, 7-6 (GB)
 Bears, 14-6 (W)
 1928 – Tie, 12-12 (GB)
 Packers, 16-6 (W)
 Packers, 6-0 (W)
 1929 – Packers, 23-0 (GB)
 Packers, 14-0 (W)
 Packers, 25-0 (W)
 1930 – Packers, 7-0 (GB)
 Packers, 13-12 (W)
 Bears, 21-0 (W)
 1931 – Packers, 7-0 (GB)
 Packers, 6-2 (W)
 Bears, 7-6 (W)
 1932 – Tie, 0-0 (GB)
 Packers, 2-0 (W)
 Bears, 9-0 (W)
 1933 – Bears, 14-7 (GB)
 Bears, 10-7 (W)
 Bears, 7-6 (W)
 1934 – Bears, 24-10 (GB)
 Bears, 27-14 (W)
 1935 – Packers, 7-0 (GB)
 Packers, 17-14 (W)
 1936 – Bears, 30-3 (GB)
 Packers, 21-10 (W)
 1937 – Bears, 14-2 (GB)
 Packers, 24-14 (W)
 1938 – Bears, 2-0 (GB)
 Packers, 24-17 (W)
 1939 – Packers, 21-16 (GB)
 Bears, 30-27 (W)
 1940 – Bears, 41-10 (GB)
 Bears, 14-7 (W)
 1941 – Bears, 25-17 (GB)
 Packers, 16-14 (W)
 Bears, 33-14 (W) CC
 1942 – Bears, 44-28 (GB)
 Bears, 38-7 (W)
 1943 – Tie, 21-21 (GB)
 Bears, 21-7 (W)
 1944 – Packers, 42-28 (GB)
 Bears, 21-0 (W)
 1945 – Packers, 31-21 (GB)
 Bears, 28-24 (W)
 1946 – Bears, 30-7 (GB)
 Bears, 10-7 (W)
 1947 – Packers, 29-20 (GB)
 Bears, 20-17 (W)

1948 – Bears, 45-7 (GB)
 Bears, 7-6 (W)
 1949 – Bears, 17-0 (GB)
 Bears, 24-3 (W)
 1950 – Packers, 31-21 (GB)
 Bears, 28-14 (W)
 1951 – Bears, 31-20 (GB)
 Bears, 24-13 (W)
 1952 – Bears, 24-14 (GB)
 Packers, 41-28 (W)
 1953 – Bears, 17-13 (GB)
 Tie, 21-21 (W)
 1954 – Bears, 10-3 (GB)
 Bears, 28-23 (W)
 1955 – Packers, 24-3 (GB)
 Bears, 52-31 (W)
 1956 – Bears, 37-21 (GB)
 Bears, 38-14 (W)
 1957 – Packers, 21-17 (GB)
 Bears, 21-14 (W)
 1958 – Bears, 34-20 (GB)
 Bears, 24-10 (W)
 1959 – Packers, 9-6 (GB)
 Bears, 28-17 (W)
 1960 – Bears, 17-14 (GB)
 Packers, 41-13 (W)
 1961 – Packers, 24-0 (GB)
 Packers, 31-28 (W)
 1962 – Packers, 49-0 (GB)
 Packers, 38-7 (W)
 1963 – Bears, 10-3 (GB)
 Bears, 26-7 (W)
 1964 – Packers, 23-12 (GB)
 Packers, 17-3 (W)
 1965 – Packers, 23-14 (LM)
 Bears, 31-10 (W)
 1966 – Packers, 17-0 (W)
 Packers, 13-6 (LM)
 1967 – Packers, 13-10 (LM)
 Packers, 17-13 (W)
 1968 – Bears, 13-10 (LM)
 Packers, 28-27 (W)
 1969 – Packers, 17-0 (LM)
 Packers, 21-3 (W)
 1970 – Packers, 20-19 (LM)
 Bears, 35-17 (W)
 1971 – Packers, 17-14 (S)
 Packers, 31-10 (LM)
 1972 – Packers, 20-17 (LM)
 Packers, 23-17 (S)
 1973 – Bears, 31-17 (LM)
 Packers, 21-0 (S)
 1974 – Bears, 10-9 (S) mnf
 Packers, 20-3 (ML)
 1975 – Bears, 27-14 (S)
 Packers, 28-7 (LM)

1976 – Bears, 24-13 (S)
 Bears, 16-10 (LM)
 1977 – Bears, 26-0 (LM)
 Bears, 21-10 (S)
 1978 – Packers, 24-14 (LM)
 Bears, 14-0 (S)
 1979 – Bears, 6-3 (S)
 Bears, 15-14 (LM)
 1980 – Packers, 12-6 (LM) +
 Bears, 61-7 (S)
 1981 – Packers, 16-9 (S)
 Packers, 21-17 (LM)
 1982 – (both games cancelled
 by players' strike)
 1983 – Packers, 31-28 (LM)
 Bears, 23-21 (S)
 1984 – Bears, 9-7 (LM)
 Packers, 20-14 (S)
 1985 – Bears, 23-7 (S) mnf
 Bears, 16-10 (LM)
 1986 – Bears, 25-12 (LM) mnf
 Bears, 12-10 (S)
 1987 – Bears, 26-24 (LM)
 Bears, 23-10 (S)
 1988 – Bears, 24-6 (LM)
 Bears, 16-0 (S)
 1989 – Packers, 14-13 (LM)
 Packers, 40-28 (S)
 1990 – Bears, 31-13 (LM)
 Bears, 27-13 (S)
 1991 – Bears, 10-0 (LM) thu
 Bears, 27-13 (S)
 1992 – Bears, 30-10 (LM)
 Packers, 17-3 (S)
 1993 – Packers, 17-3 (LM)
 Bears, 30-17 (S)
 1994 – Packers, 33-6 (S) mnf
 Packers, 40-3 (LM)
 1995 – Packers, 27-24 (S) mnf
 Packers, 35-28 (LM)
 1996 – Packers, 37-6 (S)
 Packers, 28-17 (LM)
 1997 – Packers, 38-24 (LM) mnf
 Packers, 24-23 (S)
 1998 – Packers, 26-20 (LM)
 Packers, 16-13 (S)
 1999 – Bears, 14-13 (LM)
 Packers, 35-19 (S)
 2000 – Bears, 27-24 (LM)
 Packers, 28-6 (S)
 2001 – Packers, 20-12 (S)
 Packers, 17-7 (LM)
 2002 – Packers, 34-21 (IL) mnf
 Packers, 30-20 (LM)
 2003 – Packers, 38-23 (S) mnf
 Packers, 34-21 (LM)

(continued on next page)



GREEN BAY PACKERS (continued)

W-92

L-84

T-6

(continued from previous page)

2004 – Bears, 21-10 (LM)
Packers, 31-14 (S)
2005 – Bears, 19-7 (S)
Bears, 24-17 (LM)
2006 – Bears, 26-0 (LM)
Packers, 26-7 (S) sn
2007 – Bears, 27-20 (LM) sn
Bears, 35-7 (S)

2008 – Packers, 37-3 (LM)
Bears, 20-17 (S) + mnf
2009 – Packers, 21-15 (LM) sn
Packers, 21-14 (S)
2010 – Bears, 20-17 (S) mnf
Packers, 10-3 (LM)
Packers, 21-14 (S) CC



HOUSTON TEXANS

W-0

L-2

T-0

2004 – Texans, 24-5 (S)
2008 – Texans, 31-24 (R)



INDIANAPOLIS COLTS

W-18

L-23

T-0

1953 – Colts, 13-9 (B)
Colts, 16-14 (W)
1954 – Bears, 28-9 (W)
Bears, 28-13 (B)
1955 – Colts, 23-17 (B)
Bears, 38-10 (W)
1956 – Colts, 28-21 (B)
Bears, 58-27 (W)
1957 – Colts, 21-10 (B)
Colts, 29-14 (W)
1958 – Colts, 51-38 (B)
Colts, 17-0 (W)
1959 – Bears, 26-21 (B)
Colts, 21-7 (W)
1960 – Colts, 42-7 (B)
Colts, 24-20 (W)
1961 – Bears, 24-10 (W)
Bears, 21-20 (B)

1962 – Bears, 35-15 (W)
Bears, 57-0 (B)
1963 – Bears, 10-3 (W)
Bears, 17-7 (B)
1964 – Colts, 52-0 (B)
Colts, 40-24 (W)
1965 – Colts, 26-21 (W)
Bears, 13-0 (B)
1966 – Bears, 27-17 (W)
Colts, 21-16 (B)
1967 – Colts, 24-3 (W)
1968 – Colts, 28-7 (B)
1969 – Colts, 24-21 (W)
1970 – Colts, 21-20 (B)
1975 – Colts, 35-7 (S)
1983 – Colts, 22-19 (B) +
1985 – Bears, 17-10 (S)
1988 – Bears, 17-13 (I)

1991 – Bears, 31-17 (I)
2000 – Bears, 27-24 (S)
2004 – Colts, 41-10 (S)
2006 – Colts, 29-17 (DO) SB
2008 – Bears, 29-13 (LO) snf



JACKSONVILLE JAGUARS

W-3

L-2

T-0

1995 – Bears, 30-27 (JX)
1998 – Jaguars, 24-23 (S)
2001 – Bears, 33-13 (S)
2004 – Jaguars, 22-3 (JX)
2008 – Bears, 23-10 (S)



KANSAS CITY CHIEFS

W-6

L-4

T-0

1973 – Chiefs, 19-7 (KC) mnf
1977 – Bears, 28-27 (S)
1981 – Bears, 16-13 (KC) +
1987 – Bears, 31-28 (S)
1990 – Chiefs, 21-10 (S) sat
1993 – Bears, 19-17 (KC)
1996 – Chiefs, 14-10 (KC)
1999 – Bears, 20-17 (S)
2003 – Chiefs, 31-3 (KC)
2007 – Bears, 20-10 (S)

CHICAGO BEARS ALL-TIME SERIES RESULTS



MIAMI DOLPHINS

W-4

L-7

T-0

1971 – Dolphins, 34-3 (MI) mnf
1975 – Dolphins, 46-13 (S)
1979 – Dolphins, 31-16 (MI)
1985 – Dolphins, 38-24 (MI) mnf
1988 – Bears, 34-7 (S)
1991 – Dolphins, 16-13 (S) +

1994 – Bears, 17-14 (JR)
1997 – Bears, 36-33 (PP) + mnf
2002 – Dolphins, 27-9 (PP) mnf
2006 – Dolphins, 31-13 (S)
2010 – Bears, 16-0 (SU) thu nfln



MINNESOTA VIKINGS

W-46

L-52

T-2

1961 – Vikings, 37-13 (MN)
Bears, 52-35 (W)
1962 – Bears, 13-0 (MN)
Bears, 31-30 (W)
1963 – Bears, 28-7 (MN)
Tie 17-17 (W)
1964 – Bears, 34-28 (MN)
Vikings, 41-14 (W)
1965 – Bears, 45-37 (MN)
Vikings, 24-17 (W)
1966 – Bears, 13-10 (MN)
Bears, 41-28 (W)
1967 – Bears, 17-7 (MN)
Tie, 10-10 (W)
1968 – Bears, 27-17 (MN)
Bears, 26-24 (W)
1969 – Vikings, 31-0 (W)
Vikings, 31-14 (MN)
1970 – Vikings, 24-0 (W)
Vikings, 16-13 (MN)
1971 – Bears, 20-17 (MN)
Vikings, 27-10 (S)
1972 – Bears, 13-10 (S) mnf
Vikings, 23-10 (MN)
1973 – Vikings, 22-13 (S)
Vikings, 31-13 (MN)
1974 – Vikings, 11-7 (MN)
Vikings, 17-0 (S)
1975 – Vikings, 28-3 (MN)
Vikings, 13-9 (S) mnf
1976 – Vikings, 20-19 (MN)
Bears, 14-13 (S)
1977 – Vikings, 22-16 (MN) +
Bears, 10-7 (S)
1978 – Vikings, 24-20 (S) mnf
Vikings, 17-14 (MN)
1979 – Bears, 26-7 (S)

Vikings, 30-27 (MN)
1980 – Vikings, 34-14 (S)
Vikings, 13-7 (MN)
1981 – Vikings, 24-21 (MN)
Bears, 10-9 (S)
1982 – Vikings, 35-7 (M)
1983 – Vikings, 23-14 (S)
Bears, 19-13 (M)
1984 – Bears, 16-7 (S)
Bears, 34-3 (M)
1985 – Bears, 33-24 (M) thu
Bears, 27-9 (S)
1986 – Bears, 23-0 (S)
Vikings, 23-7 (M)
1987 – Bears, 27-7, (S)
Bears, 30-24 (M) sn
1988 – Vikings, 31-7 (S)
Vikings, 28-27 (M) mnf
1989 – Bears, 38-7 (S)
Vikings, 27-16 (M) sn
1990 – Bears, 19-16 (S)
Vikings, 41-13 (M)
1991 – Bears, 10-6 (S)
Bears, 34-17 (M) mnf
1992 – Vikings, 21-20 (M)
Vikings, 38-10 (S) mnf
1993 – Vikings, 10-7 (M)
Vikings, 19-12 (S) mnf
1994 – Vikings, 42-14 (S)
Vikings, 33-27 (M)+thu
Bears, 35-18 (M) FR
1995 – Bears, 31-14 (S)
Bears, 14-6 (M) mnf
1996 – Vikings, 20-14 (S)
Bears, 15-13 (M) mnf
1997 – Vikings, 27-24 (S)
Vikings, 29-22 (M)

1998 – Vikings, 31-28 (S)
Vikings, 48-22 (M) sn
1999 – Bears, 24-22 (M)
Vikings, 27-24 (S) +
2000 – Vikings, 30-27 (M)
Vikings, 28-16 (S)
2001 – Bears, 17-10 (S)
Bears, 13-6 (M)
2002 – Bears, 27-23 (IL)
Vikings, 25-7 (M)
2003 – Vikings, 24-13 (M)
Bears, 13-10 (S)
2004 – Vikings, 27-22 (M)
Bears, 24-14 (S)
2005 – Bears, 28-3 (S)
Vikings, 34-10 (M)
2006 – Bears, 19-16 (M)
Bears, 23-13 (S)
2007 – Vikings, 34-31 (S)
Vikings, 20-13 (M) mnf
2008 – Bears, 48-41 (S)
Vikings, 34-14 (M) sn
2009 – Vikings, 36-10 (M)
Bears, 36-30 (S) + mnf
2010 – Bears, 27-13 (S)
Bears, 40-14 (TCF) mnf

HISTORY



NEW ENGLAND PATRIOTS

W-4

L-8

T-0

1973 – Patriots, 13-10 (S)
1979 – Patriots, 27-7 (S)
1982 – Bears, 26-13 (S)
1985 – Bears, 20-7 (S)
Bears, 46-10 (NO) SB
1988 – Patriots, 30-7 (NE)
1994 – Patriots, 13-3 (S) sat

1997 – Patriots, 31-3 (NE)
2000 – Bears, 24-17 (S)
2002 – Patriots, 33-30 (IL)
2006 – Patriots, 17-13 (GI)
2010 – Patriots, 36-7 (S)



NEW ORLEANS SAINTS

W-15

L-11

T-0

1968 – Bears, 23-17 (TL)
 1970 – Bears, 24-3 (TL)
 1971 – Bears, 35-14 (S)
 1973 – Saints, 21-16 (NO)
 1974 – Bears, 24-10 (S)
 1975 – Bears, 42-17 (NO)
 1977 – Saints, 42-24 (S)
 1980 – Bears, 22-3 (S)
 1982 – Saints, 10-0 (S)
 1983 – Saints, 34-31 (NO) +
 1984 – Bears, 20-7 (S)
 1987 – Saints, 19-17 (S)
1990 – Bears, 16-6 (S) FR
 1991 – Bears, 20-17 (NO)

1992 – Saints, 28-6 (NO)
 1994 – Bears, 17-7 (S)
 1996 – Saints, 27-24 (NO)
 1997 – Saints, 20-17 (S) sn
 1999 – Bears, 14-10 (S)
 2000 – Saints, 31-10 (S)
 2002 – Saints, 29-23 (IL)
 2003 – Saints, 20-13 (NO)
 2005 – Bears, 20-17 (TS)
2006 – Bears, 39-14 (S) CC
 2007 – Bears, 33-25 (S)
 2008 – Bears, 27-24 (S) + thu nfln



NEW YORK GIANTS

W-32

L-22

T-2

1925 – Bears, 19-7 (PG)
 Giants, 9-0 (W)
 1926 – Bears, 7-0 (W)
 1927 – Giants, 13-7 (PG)
 1928 – Bears, 13-0 (W)
 1929 – Giants, 26-14 (W)
 Giants, 34-0 (PG)
 Giants, 14-9 (W)
 1930 – Giants, 12-0 (W)
 Bears, 12-0 (PG)
 1931 – Bears, 6-0 (W)
 Bears, 12-6 (PG)
 Giants, 25-6 (W)
 1932 – Bears, 28-8 (PG)
 Bears, 6-0 (W)
 1933 – Bears, 14-10 (W)
 Giants, 3-0 (PG)
Bears, 23-21 (W) NFL
 1934 – Bears, 27-7 (W)
 Bears, 10-9 (PG)
 Giants, 30-13 (PG) NFL

1935 – Bears, 20-3 (PG)
 Giants, 3-0 (W)
 1936 – Bears, 25-7 (PG)
 1937 – Tie, 3-3 (PG)
 1939 – Giants, 16-13 (PG)
 1940 – Bears, 37-21 (PG)
 1941 – Bears, 37-9 (W) NFL
 1942 – Bears, 26-7 (PG)
 1943 – Bears, 56-7 (PG)
 1946 – Giants, 14-0 (PG)
Bears, 24-14 (PG) NFL
 1948 – Bears, 35-14 (W)
 1949 – Giants, 35-28 (PG)
 1956 – Tie, 17-17 (NY)
Giants, 47-7 (NY) NFL
 1962 – Giants, 26-24 (W)
 1963 – Bears, 14-10 (W) NFL
 1965 – Bears, 35-14 (NY)
 1967 – Bears, 34-7 (W)
 1969 – Giants, 28-24 (NY)
 1970 – Bears, 24-16 (NY)

1974 – Bears, 16-13 (S)
 1977 – Bears, 12-9 (NJ) +
1985 – Bears, 21-0 (S) DP
 1987 – Bears, 34-19 (S) mnf
1990 – Giants, 31-3 (NJ) DP
 1991 – Bears, 20-17 (S)
 1992 – Giants, 27-14 (S) mnf
 1993 – Giants, 26-20 (S)
 1995 – Bears, 27-24 (NJ)
 2000 – Giants, 14-7 (S)
 2004 – Bears, 28-21 (NJ)
 2006 – Bears, 38-20 (NJ) sn
 2007 – Giants, 21-16 (S)
 2010 – Giants, 17-3 (NM) sn



NEW YORK JETS

W-7

L-3

T-0

1974 – Jets, 23-21 (S)
 1979 – Bears, 23-13 (S)
 1985 – Bears, 19-6 (NJ) sat
 1991 – Bears, 19-13 (S) + mnf
 1994 – Bears, 19-7 (NJ) sn
 1997 – Jets, 23-15 (S)

2000 – Jets, 17-10 (NJ)
 2002 – Bears, 20-13 (IL)
 2006 – Bears, 10-0 (NJ)
 2010 – Bears, 38-34 (S)



OAKLAND RAIDERS

W-6

L-6

T-0

1972 – Raiders, 28-21 (O)
 1976 – Raiders, 28-27 (S)
 1978 – Raiders, 25-19 (S) +
 1981 – Bears, 23-6 (O)
 1984 – Bears, 17-6 (S)
 1987 – Bears, 6-3 (LA)
 1990 – Raiders, 24-10 (LA)

1993 – Raiders, 16-14 (S)
 1996 – Bears, 19-17 (S)
 1999 – Raiders, 24-17 (O)
 2003 – Bears, 24-21 (S)
 2007 – Bears, 17-6 (O)

CHICAGO BEARS ALL-TIME SERIES RESULTS



PHILADELPHIA EAGLES

W-29

L-11

T-1

1933 – Tie, 3-3 (BK)
 1935 – Bears, 39-0 (BK)
 1936 – Bears, 17-0 (PH)
 1937 – Bears, 28-7 (PH)
 1938 – Bears, 28-6 (PH)
 1939 – Bears, 27-14 (W)
 1941 – Bears, 49-14 (SH)
 1942 – Bears, 45-14 (W)
 1943 – Bears, 48-21 (W)
 1944 – Bears, 28-7 (SH)
 1946 – Bears, 21-14 (W)
 1947 – Bears, 40-7 (W)
 1948 – Eagles, 12-7 (SH)
 1949 – Bears, 38-21 (W)
 1955 – Bears, 17-10 (W)
 1961 – Eagles, 16-14 (FR)

1963 – Bears, 16-7 (W)
 1968 – Bears, 29-16 (FR)
 1970 – Bears, 20-16 (DS)
 1972 – Bears, 21-12 (V)
 1975 – Bears, 15-13 (S)
 1979 – **Eagles, 27-17 (V) WC**
 1980 – Eagles, 17-14 (V)
 1983 – Bears, 7-6 (V)
 Bears, 17-14 (S)
 1986 – Bears, 13-10 (S) +
 1987 – Bears, 35-3, (V)
 1988 – **Bears, 20-12 (S) DP**
 1989 – Bears, 27-13 (S) mnf
 1993 – Bears, 17-6 (V)
 1994 – Eagles, 30-22 (V) mnf
 1995 – Bears, 20-14 (S)

1999 – Eagles, 20-16 (S)
 2000 – Eagles, 13-9 (V)
 2001 – **Eagles, 33-19 (S) DP**
 2002 – Eagles, 19-13 (IL)
 2004 – Eagles, 19-9 (S)
 2007 – Bears, 19-16 (LI)
 2008 – Bears, 24-20 (S) sn
 2009 – Eagles, 24-20 (S) sn
 2010 – Bears, 31-26 (S)



PITTSBURGH STEELERS

W-20

L-7

T-1

1934 – Bears, 28-0 (PI)
 1935 – Bears, 23-7 (PI)
 1936 – Bears, 27-9 (PI)
 Bears, 26-6 (W)
 1937 – Bears, 7-0 (PI)
 1939 – Bears, 32-0 (PI)
 1941 – Bears, 34-7 (W)
 1943 – Bears, 48-21 (W)
 1944 – Bears, 34-7 (W)
 Bears, 49-7 (PI)
 1945 – Bears, 28-7 (PI)

1947 – Bears, 49-7 (W)
 1949 – Bears, 30-21 (W)
 1958 – Steelers, 24-10 (PI)
 1959 – Bears, 27-21 (W)
 1963 – Tie, 17-17 (PI)
 1967 – Steelers, 41-13 (PI)
 1969 – Bears, 38-7 (W)
 1971 – Bears, 17-15 (S)
 1975 – Steelers, 34-3 (TR)
 1980 – Steelers, 38-3 (TR)
 1986 – Bears, 13-10 (S) +

1989 – Bears, 20-0 (TR)
 1992 – Bears, 30-6 (S)
 1995 – Steelers, 37-34 (S) +
 1998 – Steelers, 17-12 (TR)
 2005 – Steelers, 21-9 (HF)
 2009 – Bears, 17-14 (S)



ST. LOUIS RAMS

W-51

L-35

T-3

1937 – Bears, 20-2 (CL)
 Bears, 15-7 (W)
 1938 – Rams, 14-7 (W)
 Rams, 23-21 (CL)
 1939 – Bears, 30-21 (W)
 Bears, 35-21 (CL)
 1940 – Bears, 21-14 (CL)
 Bears, 47-25 (W)
 1941 – Bears, 48-21 (CL)
 Bears, 31-13 (W)
 1942 – Bears, 21-7 (CL)
 Bears, 47-0 (W)
 1944 – Rams, 19-7 (CL)
 Bears, 28-21 (W)
 1945 – Rams, 17-0 (CL)
 Rams, 41-21 (W)
 1946 – Tie, 28-28 (W)
 Bears, 27-21 (LA)
 1947 – Bears, 41-21 (LA)
 Rams, 17-14 (W)
 1948 – Bears, 42-21 (W)
 Bears, 21-6 (LA)
 1949 – Rams, 31-16 (W)
 Rams, 27-24 (LA)

1950 – Bears, 24-20 (LA)
 Bears, 24-14 (W)
Rams, 24-14 (LA) CC
 1951 – Rams, 42-17 (W)
 1952 – Rams, 31-7 (LA)
 Rams, 40-24 (W)
 1953 – Rams, 38-24 (LA)
 Bears, 24-21 (W)
 1954 – Rams, 42-38 (LA)
 Bears, 24-13 (W)
 1955 – Bears, 31-20 (LA)
 Bears, 24-3 (W)
 1956 – Bears, 35-24 (LA)
 Bears, 30-21 (W)
 1957 – Bears, 34-26 (W)
 Bears, 16-10 (LA)
 1958 – Bears, 31-10 (W)
 Rams, 41-35 (LA)
 1959 – Rams, 28-21 (W)
 Bears, 26-21 (LA)
 1960 – Bears, 34-27 (W)
 Tie, 24-24 (LA)
 1961 – Bears, 21-17 (LA)
 Bears, 28-24 (W)

1962 – Bears, 27-23 (LA)
 Bears, 30-14 (W)
 1963 – Bears, 52-14 (LA)
 Bears, 6-0 (W)
 1964 – Bears, 38-17 (W)
 Bears, 34-24 (LA)
 1965 – Rams, 30-28 (LA)
 Bears, 31-6 (W)
 1966 – Rams, 31-17 (LA)
 Bears, 17-10 (W)
 1967 – Rams, 28-17 (W)
 1968 – Bears, 17-16 (LA)
 1969 – Rams, 9-7 (W)
 1971 – Rams, 17-3 (LA)
 1972 – Tie, 13-13 (S)
 1973 – Rams, 26-0 (S)
 1975 – Rams, 38-10 (LA)
 1976 – Rams, 20-12 (LA)
 1977 – Bears, 24-23 (S) mnf
 1979 – Bears, 27-23 (S)
 1981 – Rams, 24-7 (S) mnf
 1982 – Bears, 34-26 (AN)
 1983 – Rams, 21-14 (AN)
 1984 – Rams, 29-13 (AN)

(continued on next page)



ALL-TIME SERIES RESULTS



ST. LOUIS RAMS *(continued)*

W-51

L-35

T-3

(continued from previous page)

1985 – Bears, 24-0 (S) CC
 1986 – Rams, 20-17 (S) mnf
 1988 – Rams, 23-3 (AN) mnf
 1989 – Bears, 20-10 (S)
 1990 – Bears, 38-9 (S) sn
 1993 – Rams, 20-6 (AN)
 1994 – Bears 27-13 (S)
 1995 – Rams, 34-28 (SL)
 1996 – Bears, 35-9 (S)
 1997 – Bears, 13-10 (TW) sn
 1998 – Rams, 20-12 (S)
 1999 – Rams, 34-12 (TW)

2002 – Rams, 21-16 (EJ) mnf
 2003 – Rams, 23-21 (S)
 2006 – Bears, 42-27 (EJ) mnf
 2008 – Bears, 27-3 (EJ)
 2009 – Bears, 17-9 (S)



SAN DIEGO CHARGERS

W-5

L-5

T-0

1970 – Chargers, 20-7 (W)
 1974 – Chargers, 28-21 (SD)
 1978 – Chargers, 40-7 (SD) mnf
 1981 – Bears, 20-17 (S) +
 1984 – Chargers, 20-7 (SD) mnf
 1993 – Bears, 16-13 (SD) sn
 1996 – Bears, 27-14 (S) sat

1999 – Bears, 23-20 (SD)+
 2003 – Bears, 20-7 (S)
 2007 – Chargers, 14-3 (SD)



SAN FRANCISCO 49ERS

W-29

L-31

T-1

1950 – Bears, 32-20 (KZ)
 Bears, 17-0 (W)
 1951 – Bears, 13-7 (W)
 1952 – 49ers, 40-16 (W)
 Bears, 20-17 (KZ)
 1953 – 49ers, 35-28 (W)
 49ers, 24-14 (KZ)
 1954 – 49ers, 31-24 (W)
 Bears, 31-27 (KZ)
 1955 – 49ers, 20-19 (W)
 Bears, 34-23 (KZ)
 1956 – Bears, 31-7 (W)
 Bears, 38-21 (KZ)
 1957 – 49ers, 21-17 (W)
 49ers, 21-17 (KZ)
 1958 – Bears, 28-6 (W)
 Bears, 27-14 (KZ)
 1959 – 49ers, 20-17 (KZ)
 Bears, 14-3 (W)
 1960 – Bears, 27-10 (W)
 49ers, 25-7 (KZ)
 1961 – Bears, 31-0 (W)
 49ers, 41-31 (KZ)
 1962 – Bears, 30-14 (KZ)
 49ers, 34-27 (W)
 1963 – 49ers, 20-14 (KZ)
 Bears, 27-7 (W)
 1964 – 49ers, 31-21 (KZ)
 Bears, 23-21 (W)
 1965 – 49ers, 52-24 (KZ)
 Bears, 61-20 (W)

1966 – Tie, 30-30 (W)
 49ers, 41-14 (KZ)
 1967 – Bears, 28-14 (KZ)
 1968 – Bears, 27-19 (W)
 1969 – 49ers, 42-21 (KZ)
 1970 – 49ers, 37-16 (W)
 1971 – 49ers, 13-0 (SF)
 1972 – 49ers, 34-21 (S)
 1974 – 49ers, 34-0 (S)
 1975 – 49ers, 31-3 (SF)
 1976 – Bears, 19-12 (SF)
 1978 – Bears, 16-13 (SF)
 1979 – Bears, 28-27 (SF)
 1981 – 49ers, 28-17 (SF)
 1983 – Bears, 13-3 (S)
 1984 – 49ers, 23-0 (SF) CC
 1985 – Bears, 26-10 (SF)
 1987 – 49ers, 41-0 (SF) mnf
 1988 – Bears, 10-9 (S) mnf
 49ers, 28-3 (S) CC
 1989 – 49ers, 26-0 (SF)
 1991 – 49ers, 52-14 (SF) mnf
 1994 – 49ers, 44-15 (SF) SR
 2000 – 49ers, 17-0 (SF)
 2001 – Bears, 37-31 (S) +
 2003 – 49ers, 49-7 (SF)
 2004 – Bears, 23-13 (S) sn
 2005 – Bears, 17-9 (S)
 2006 – Bears, 41-10 (S)
 2009 – 49ers, 10-6 (SF) thu nfn

CHICAGO BEARS ALL-TIME SERIES RESULTS



SEATTLE SEAHAWKS

W-6

L-8

T-0

1976 – Bears, 34-7 (SE)
 1978 – Seahawks, 31-29 (S)
 1982 – Seahawks, 20-14 (SE)
 1984 – Seahawks, 38-9 (SE)
 1987 – Seahawks, 34-21 (S)
 1990 – Bears, 17-0 (S)
 1999 – Seahawks, 14-13 (S)
 2003 – Seahawks, 24-17 (SS)

2006 – Bears, 37-6 (S) sn
Bears, 27-24 (S) DP +
 2007 – Seahawks, 30-23 (SS)
 2009 – Bears, 25-19 (SS)
 2010 – Seahawks, 23-20 (S)
Bears, 35-24 (S) DP



TAMPA BAY BUCCANEERS

W-35

L-18

T-0

1977 – Bears, 10-0 (TB)
 1978 – Buccaneers, 33-19 (TB)
 Bears, 14-3 (S)
 1979 – Buccaneers, 17-13 (S)
 Bears, 14-0 (TB)
 1980 – Bears, 23-0 (S) mnf
 Bears, 14-13 (TB) sat
 1981 – Bears, 28-17 (S)
 Buccaneers, 20-10 (TB)
 1982 – Buccaneers, 26-23 (TB) +
 1983 – Bears, 17-10 (S)
 Bears, 27-0 (TB)
 1984 – Bears, 34-14 (S)
 Bears, 44-9 (TB)
 1985 – Bears, 38-28 (S)
 Bears, 27-19 (TB)
 1986 – Bears, 23-3 (TB)
 Bears, 48-14 (S)
 1987 – Bears, 20-3 (S)
 Bears, 27-26 (TB)
 1988 – Bears, 28-10 (S)
 Bears, 27-15 (TB)
 1989 – Buccaneers, 42-35 (TB)
 Buccaneers, 32-31 (S)
 1990 – Bears, 26-6 (TB)
 Bears, 27-14 (S)
 1991 – Bears, 21-20 (TB)
 Bears, 27-0 (S) sat
 1992 – Bears, 31-14 (S)
 Buccaneers, 20-17 (TB)

1993 – Bears, 47-17 (S)
 Buccaneers, 13-10 (TB)
 1994 – Bears, 21-9 (S)
 Bears, 20-6 (TB)
 1995 – Bears, 25-6 (TB)
 Bears, 31-10 (S)
 1996 – Bears, 13-10 (S)
 Buccaneers, 34-19 (TB)
 1997 – Bears, 13-7 (S)
 Buccaneers, 31-15 (TB)
 1998 – Buccaneers, 27-15 (RJ)
 Buccaneers, 31-17 (S)
 1999 – Buccaneers, 6-3 (RJ)
 Buccaneers, 20-6 (S)
 2000 – Buccaneers, 41-0 (RJ)
 Bears, 13-10 (S)
 2001 – Bears, 27-24 (RJ)
 Bears, 27-3 (S)
 2002 – Buccaneers, 15-0 (IL) sn
 2004 – Buccaneers, 19-7 (RJ)
 2005 – Bears, 13-10 (RJ)
 2006 – Bears, 34-31 (S) +
 2008 – Buccaneers, 27-24 (S) +

INTERNATIONAL GAMES

The Bears were participants in the NFL's first overseas game when they met the Dallas Cowboys in London in 1986. Since that contest, the American Bowl has expanded to many international sites including Tokyo, Barcelona, Montreal, Sydney and Mexico City. The Bears' fourth trip abroad took them to Dublin, Ireland's Croke Park on July 27, 1997, to face the Pittsburgh Steelers.

Aug. 15, 1960	Bears 16	Giants 7	Varsity Stadium	Toronto, CANADA
Aug. 5, 1961	Bears 34	Montreal Alouettes 16	Molson Stadium	Montreal, CANADA
Aug. 3, 1986	Bears 17	Cowboys 3	Wembley Stadium	London, ENGLAND
Aug. 14, 1988	Bears 21	Vikings 28	Ullevi Stadium	Gothenburg, SWEDEN
Aug. 3, 1991	Bears 7	49ers 21	Olympic Stadium	Berlin, GERMANY
July 27, 1997	Bears 17	Steelers 30	Croke Park	Dublin, IRELAND
Nov. 7, 2010	Bears 22	Bills 19	Rogers Centre	Toronto, CANADA



TENNESSEE TITANS

W-5

L-5

T-0

1973 – Bears, 35-14 (S)
 1977 – Oilers, 47-0 (H)
 1980 – Oilers, 10-6 (S)
 1986 – Bears, 20-7 (H)
 1989 – Oilers, 33-28 (S)
 1992 – Oilers, 24-7 (H) mnf
 1995 – Bears, 35-32 (S)
 1998 – Bears, 23-20 (VA)
 2004 – Bears, 19-17 (CO) +
 2008 – Titans, 21-14 (S)



WASHINGTON REDSKINS

W-23

L-23

T-1

1932 – Tie, 7-7 (BO)	1991 – Redskins, 20-7 (S)
1933 – Bears, 7-0 (W)	1996 – Redskins, 10-3 (DC)
Redskins, 10-0 (W)	1997 – Redskins, 31-8 (S)
1934 – Bears, 21-0 (BO)	1999 – Redskins, 48-22 (FF)
1935 – Bears, 30-14 (BO)	2001 – Bears, 20-15 (FF)
1936 – Bears, 26-0 (BO)	2003 – Bears, 27-24 (S)
1937 – Redskins, 28-21 (W) NFL	2004 – Redskins, 13-10 (S)
1938 – Bears, 31-7 (W)	2005 – Redskins, 9-7 (FF)
1940 – Redskins, 7-3 (WA)	2007 – Redskins, 24-16 (FF) thu nfln
Bears, 73-0 (WA) NFL	2010 – Redskins, 17-14 (S)
1941 – Bears, 35-21 (W)	
1942 – Redskins, 14-6 (WA) NFL	
1943 – Redskins, 21-7 (WA)	
Bears, 41-21 (W) NFL	
1945 – Redskins, 28-21 (WA)	
1946 – Bears, 24-20 (W)	
1947 – Bears, 56-20 (WA)	
1948 – Bears, 48-13 (W)	
1949 – Bears, 31-21 (WA)	
1951 – Bears, 27-0 (WA)	
1953 – Bears, 27-24 (WA)	
1957 – Redskins, 14-3 (W)	
1964 – Redskins, 27-20 (DC)	
1968 – Redskins, 38-28 (W)	
1971 – Bears, 16-15 (S)	
1974 – Redskins, 42-0 (DC)	
1976 – Bears, 33-7 (S)	
1978 – Bears, 14-10 (DC) sat	
1980 – Bears, 35-21 (S)	
1981 – Redskins, 24-7 (S)	
1984 – Bears, 23-19 (DC) DP	
1985 – Bears, 45-10 (S)	
1986 – Redskins, 27-13 (S) DP	
1987 – Redskins, 21-17 (S) DP	
1988 – Bears, 34-14 (DC)	
1989 – Redskins, 38-14 (DC)	
1990 – Redskins, 10-9 (DC)	

DIVISIONAL CHALLENGE

The Bears swept Minnesota and Detroit and split a pair of games with Green Bay in 2010. Chicago has posted at least one victory over each of their NFC North division opponents in four of the past six seasons (2005, 2006, 2008, 2010).

CHICAGO BEARS MONDAY NIGHT FOOTBALL RESULTS

BEARS ON MONDAY NIGHT FOOTBALL

Date	Opponent	Site	W/L	Score	Following Week	
Oct. 5, 1970	Detroit Lions	Tiger Stadium	L	14-28	L	Min
Nov. 29, 1971	Miami Dolphins	Orange Bowl	L	3-24	L	@ Den
Oct. 23, 1972	Minnesota Vikings	SOLDIER FIELD	W	13-10	W	@ SIL
Nov. 12, 1973	Kansas City Chiefs	Arrowhead	L	7-19	L	Det
Oct. 21, 1974	Green Bay Packers	SOLDIER FIELD	W	10-9	L	@ Buf
Oct. 27, 1975	Minnesota Vikings	SOLDIER FIELD	L	9-13	L	Mia
Oct. 10, 1977	Los Angeles Rams	SOLDIER FIELD	W	24-23	L+	@Min
Sept. 25, 1978	Minnesota Vikings	SOLDIER FIELD	L	20-24	L+	Oak
Oct. 16, 1978	Denver Broncos	Mile High	L	7-16	L	@ TB
Dec. 4, 1978	San Diego Chargers	Jack Murphy	L	7-40	W	GB
Oct. 6, 1980	Tampa Bay Buccaneers	SOLDIER FIELD	W	23-0	L	@ Min
Nov. 3, 1980	Cleveland Browns	Cleveland	L	21-27	W	Wash
Sept. 28, 1981	Los Angeles Rams	SOLDIER FIELD	L	7-24	W	@ Min
Oct. 19, 1981	Detroit Lions	Silverdome	L	17-48	W+	SD
Dec. 3, 1984	San Diego Chargers	Jack Murphy	L	7-20	L	GB
Oct. 21, 1985	Green Bay Packers	SOLDIER FIELD	W	23-7	W	Min
Dec. 2, 1985	Miami Dolphins	Orange Bowl	L	24-38	W	Ind
Sept. 22, 1986	Green Bay Packers	Lambeau Field	W	25-12	W	@ Cin
Nov. 3, 1986	Los Angeles Rams	SOLDIER FIELD	L	17-20	W	@ TB
Dec. 15, 1986	Detroit Lions	Silverdome	W	16-13	W	@ Dal
Sept. 14, 1987	New York Giants	SOLDIER FIELD	W	34-19	W	TB
Nov. 16, 1987	Denver Broncos	Mile High	L	29-31	W	Det
Dec. 14, 1987	San Francisco 49ers	Candlestick	L	0-41	L	@ Sea
Oct. 24, 1988	San Francisco 49ers	SOLDIER FIELD	W	10-9	L	@ NE
Dec. 5, 1988	Los Angeles Rams	Anaheim	L	3-20	W	Det
Dec. 19, 1988	Minnesota Vikings	Metrodome	L	27-28	end of season	
Oct. 2, 1989	Philadelphia Eagles	SOLDIER FIELD	W	27-13	L	@ TB
Oct. 23, 1989	Cleveland Browns	Cleveland	L	7-27	W	LA Rams
Sept. 23, 1991	New York Jets	SOLDIER FIELD	W+	19-13	L	@ Buf
Nov. 11, 1991	Minnesota Vikings	Metrodome	W	34-17	W	@ Ind
Dec. 23, 1991	San Francisco 49ers	Candlestick	L	14-52	end of season	
Sept. 21, 1992	New York Giants	SOLDIER FIELD	L	14-27	W	Atl
Nov. 2, 1992	Minnesota Vikings	SOLDIER FIELD	L	10-38	L+	Cin
Dec. 7, 1992	Houston Oilers	Astrodome	L	7-24	W	Pit
Oct. 25, 1993	Minnesota Vikings	SOLDIER FIELD	L	12-19	L	@ GB
Sept. 12, 1994	Philadelphia Eagles	Veterans Stadium	L	22-30	L	Min
Oct. 31, 1994	Green Bay Packers	SOLDIER FIELD	L	6-33	W	@ TB
Sept. 11, 1995	Green Bay Packers	SOLDIER FIELD	L	24-27	W	@ TB
Oct. 30, 1995	Minnesota Vikings	Metrodome	W	14-6	L+	Pit
Dec. 4, 1995	Detroit Lions	Silverdome	L	7-27	L	@ Cin
Sept. 2, 1996	Dallas Cowboys	SOLDIER FIELD	W	22-6	L	@ Wash
Oct. 28, 1996	Minnesota Vikings	Metrodome	W	15-13	W	TB
Sept. 1, 1997	Green Bay Packers	Lambeau Field	L	24-38	L	Min
Oct. 27, 1997	Miami Dolphins	Pro Player Stadium	W+	36-33	L	Wash
Oct. 7, 2002	Green Bay Packers	Memorial Stadium*	L	21-34	L+	@ Det
Nov. 18, 2002	St. Louis Rams	Edward Jones Dome	L	16-21	W	Det
Dec. 9, 2002	Miami Dolphins	Pro Player Stadium	L	9-27	W	NYJ
Sept. 29, 2003	Green Bay Packers	SOLDIER FIELD	L	23-38	W	Oak
Oct. 16, 2006	Arizona Cardinals	U. of Phoenix Stad.	W	24-23	W	SF
Dec. 11, 2006	St. Louis Rams	Edward Jones Dome	W	42-27	W+	TB
Dec. 17, 2007	Minnesota Vikings	Metrodome	L	13-20	W	GB
Dec. 22, 2008	Green Bay Packers	SOLDIER FIELD	W+	20-17	L	@ HOU



SUNDAY NIGHT FOOTBALL RESULTS



Date	Opponent	Site	W/L	Score	Following Week	
Dec. 28, 2009	Minnesota Vikings	SOLDIER FIELD	W+	36-30	W	@ DET
Sept. 27, 2010	Green Bay Packers	SOLDIER FIELD	W	20-17	L	@ NYG
Dec. 20, 2010	Minnesota Vikings	TCF Bank Stadium	W	40-14	W	NYJ

+ Overtime; *Champaign, IL

Overall Record on Monday Night Football: 22-33 (Home: 13-11, Road: 9-22)

Record the week following MNF: 28-25

At home following MNF home game: 4-3; following MNF road game: 15-7

On the road following MNF home game: 6-11; following MNF road game: 3-4

- The Bears-Dolphins game on December 2, 1985 remains the highest rated Monday Night Football game in NFL history drawing a 29.6 rating and 46.0 share.
- The Bears 55 Monday night appearances from 1970-2010 rank ninth in the NFL, behind Miami (76), Dallas (72), San Francisco (65), Oakland (62), Denver (62), Pittsburgh (61), Washington (59) and Green Bay (57).

BEARS ON SUNDAY NIGHT FOOTBALL

Date	Opponent	Site	W/L	Score	Following Week	
12/6/1987	Minnesota	Metrodome	W	30-24	L	@ SF
12/3/1989	Minnesota	Metrodome	L	16-27	L	DET
12/16/1990	Detroit	Silverdome	L	21-38	W	TB
11/8/1992	Cincinnati	SOLDIER FIELD	L+	28-31	L	@ TB
11/14/1993	San Diego	Qualcomm Stadium	W	16-13	W	@ KC
9/25/1994	New York Jets (TNT)	Meadowlands	W	19-7	W	BUF
10/5/1997	New Orleans (TNT)	SOLDIER FIELD	L	17-20	L	GB
12/14/1997	St. Louis	Trans World Dome	W	13-10	L	@ TB
11/15/1998	Detroit	Silverdome	L	3-26	L	@ ATL
12/6/1998	Minnesota	Metrodome	L	22-48	L	@ GB
10/15/2000	Minnesota	SOLDIER FIELD	L	16-28	L	@ PHI
12/3/2000	Green Bay	SOLDIER FIELD	L	6-28	W	NE
11/25/2001	Minnesota	Metrodome	W	13-6	W	DET
12/29/2002	Tampa Bay	Memorial Stadium*	L	0-15	end of season	
9/14/2003	Minnesota	Metrodome	L	13-24	L	@ GB
10/31/2004	San Francisco	SOLDIER FIELD	W	23-13	W	@ NYG
12/18/2005	Atlanta	SOLDIER FIELD	W	16-3	W	@ GB
10/1/2006	Seattle	SOLDIER FIELD	W	37-6	W	BUF
11/12/2006	New York Giants	Giants Stadium	W	38-20	W	@ NYJ
12/31/2006	Green Bay	SOLDIER FIELD	L	7-26	end of season	
9/23/2007	Dallas	SOLDIER FIELD	L	34-10	L	@ DET
10/7/2007	Green Bay	Lambeau Field	W	27-20	L	MIN
9/7/2008	Indianapolis	Lucas Oil Field	W	29-13	L	@ CAR
9/28/2008	Philadelphia	SOLDIER FIELD	W	24-20	W	@ DET
11/30/2008	Minnesota	Metrodome	L	14-34	W	JAX
9/13/2009	Green Bay	Lambeau Field	L	15-21	W	PIT
10/18/2009	Atlanta	Georgia Dome	L	14-21	L	@ CIN
11/22/2009	Philadelphia	SOLDIER FIELD	L	20-24	L	@ MIN
10/3/2010	New York Giants	New Meadowlands	L	3-17	W	@ CAR

+ Overtime; *Champaign, IL

Overall Record on Sunday night football: 12-17 (Home: 4-8, Road: 8-9)

Record week following SNF: 13-14

At home following SNF home game: 2-1; following SNF road game: 5-2

On the road following SNF home game: 3-4; following SNF road game: 3-7

On two occasions, the Bears ended the regular season with a Sunday night game (2002, 2006).

CHICAGO BEARS THANKSGIVING DAY RESULTS

BEARS ON THANKSGIVING DAY

Date	Opponent	Score	Date	Opponent	Score
11/25/1920	@ Chicago Tigers	6-0	11/26/1936	@ Detroit Lions	7-13
11/24/1921	vs. Buffalo All-Americans	6-7	11/25/1937	@ Detroit Lions	13-0
11/30/1922	@ Chicago Cardinals	0-6	11/24/1938	@ Detroit Lions	7-14
11/29/1923	vs. Chicago Cardinals	3-0	11/27/1947	@ Detroit Lions	34-14
11/27/1924	@ Chicago Cardinals	21-0	11/24/1949	@ Detroit Lions	28-7
11/26/1925	vs. Chicago Cardinals	0-0	11/27/1952	@ Dallas Texans*	23-27
11/25/1926	vs. Chicago Cardinals	0-0	11/26/1964	@ Detroit Lions	27-24
11/24/1927	vs. Chicago Cardinals	0-3	11/24/1977	@ Detroit Lions	31-14
11/29/1928	vs. Chicago Cardinals	34-0	11/22/1979	@ Detroit Lions	9-20
11/28/1929	@ Chicago Cardinals	6-40	11/27/1980 +	@ Detroit Lions	23-17
11/27/1930	vs. Chicago Cardinals	6-0	11/26/1981	@ Dallas Cowboys	9-10
11/26/1931	vs. Chicago Cardinals	18-7	11/28/1991	@ Detroit Lions	6-16
11/24/1932	vs. Chicago Cardinals	34-0	11/25/1993	@ Detroit Lions	10-6
11/30/1933	vs. Chicago Cardinals	22-6	11/27/1997	@ Detroit Lions	20-55
11/29/1934	@ Detroit Lions	19-16	11/25/1999	@ Detroit Lions	17-21
11/28/1935	@ Detroit Lions	2-14	11/25/2004	@ Dallas Cowboys	7-21

* Akron, Ohio; + Overtime

Overall Record on Thanksgiving: 16-14-2 (Home: 6-2-2, Road: 10-12-0)
 vs. Detroit: 8-7-0; vs. Dallas 0-3-0; vs. Chicago Cardinals 7-3-2
 vs. Chicago Tigers: 1-0-0; vs. Buffalo All-Americans 0-1-0

BEARS ON CHRISTMAS DAY

Date	Opponent	Score
12/25/2005	@ Green Bay	24-17

Overall Record on Christmas Day: 1-0-0 (Home: 0-0-0, Road: 1-0-0)

BEARS ON NEW YEAR'S DAY

Date	Opponent	Score
1/1/1995	@ Minnesota*	35-18
1/1/2006	@ Minnesota	10-34

* Playoff game

Overall Record on New Year's Day: 1-1-0 (Home: 0-0-0, Road: 1-1-0)

WRIGLEY RECORD

The Bears' all-time record at Wrigley Field stands at 221-89-22, a total of 332 games, 330 as the home team. (Two of those victories came with the Bears as the "road" team: twice in 1920 against the Chicago Tigers). The 330 Bears' home games at Wrigley Field appears to be a National Football League record, though unofficial. The Bears-Wrigley connection edges out Cleveland's Municipal Stadium as host for 324 home games of the Cleveland Browns, from 1950 through 1995. As the reincarnation of the Cleveland Browns play in a new stadium since their return in 1999, the Bears-Wrigley "record" appears safe.

In fact, Wrigley Field has hosted a total of 342 NFL games: 330 Bears home games, five home games of the Chicago Tigers in 1920, and seven home games of the Chicago Cardinals in 1931 and 1932. Besides the Browns' 324 home games at Cleveland's Municipal Stadium, the Cleveland Indians played two home games there in 1931, and the Cleveland Rams played sixteen home contests in 1937 and 1939-1941. Municipal Stadium appears to have hosted a total of 342 total NFL games—same as Wrigley Field.



BEARS IN OVERTIME

Since overtime was adopted in 1974, the Bears have played in 37 extra periods (38 including a playoff win at home versus Seattle) – which ranks second behind Denver (39). Chicago's 22 overtime wins is tied for most in the NFC with Washington (36 overtime games) and tied for most in the NFL with Denver.

Date	Coin flip winner	Site	Opponent	Score	Elapsed
Oct. 16, 1977	CHICAGO	Minnesota	Minnesota Vikings	L 16-22	6:45
Dec. 18, 1977	NY Giants	New York	New York Giants	W 12-9	14:51
Oct. 1, 1978	CHICAGO	CHICAGO	Oakland Raiders	L 19-25	5:19
Sept. 7, 1980	CHICAGO	Green Bay	Green Bay Packers	L 6-12	6:00
Nov. 27, 1980	CHICAGO	Detroit	Detroit Lions	W 23-17	0:21
Dec. 14, 1980	Cincinnati	CHICAGO	Cincinnati Bengals	L 14-17	4:23
Oct. 25, 1981	CHICAGO	CHICAGO	San Diego Chargers	W 20-17	9:30
Nov. 8, 1981	CHICAGO	Kansas City	Kansas City Chiefs	W 16-13	13:07
Jan. 2, 1983	CHICAGO	Tampa Bay	Tampa Bay Buccaneers	L 23-26	3:14
Sept. 18, 1983	CHICAGO	New Orleans	New Orleans Saints	L 31-34	10:57
Sept. 25, 1983	Baltimore	Baltimore	Baltimore Colts	L 19-22	4:51
Sept. 14, 1986	Philadelphia	CHICAGO	Philadelphia Eagles	W 13-10	5:56
Nov. 30, 1986	CHICAGO	CHICAGO	Pittsburgh Steelers	W 13-10	3:55
Nov. 18, 1990	Denver	Denver	Denver Broncos	W 16-13	13:14
Dec. 2, 1990	CHICAGO	CHICAGO	Detroit Lions	W 23-17	10:57
Sept. 23, 1991	NY Jets	CHICAGO	New York Jets	W 19-13	14:42
Nov. 24, 1991	Miami	CHICAGO	Miami Dolphins	L 13-16	4:11
Nov. 8, 1992	CHICAGO	CHICAGO	Cincinnati Bengals	L 28-31	8:39
Nov. 27, 1994	Arizona	Arizona	Arizona Cardinals	W 19-16	8:11
Dec. 1, 1994	CHICAGO	Minnesota	Minnesota Vikings	L 27-33	5:46
Nov. 5, 1995	CHICAGO	CHICAGO	Pittsburgh Steelers	L 34-37	8:19
Oct. 27, 1997	Miami	Miami	Miami Dolphins	W 36-33	9:25
Nov. 14, 1999	Minnesota	CHICAGO	Minnesota Vikings	L 24-27	3:56
Nov. 21, 1999	CHICAGO	San Diego	San Diego Chargers	W 23-20	4:58
Oct. 28, 2001	San Francisco	CHICAGO	San Francisco 49ers	W 37-31	0:16 *
Nov. 4, 2001	CHICAGO	CHICAGO	Cleveland Browns	W 27-21	2:50
Sept. 29, 2002	CHICAGO	Buffalo	Buffalo Bills	L 27-33	1:58
Oct. 20, 2002	Detroit	Detroit	Detroit Lions	L 20-23	4:48
Nov. 24, 2002	Detroit	CHAMPAIGN	Detroit Lions	W 20-17	6:02
Nov. 14, 2004	CHICAGO	Tennessee	Tennessee Titans	W 19-17	3:17 **
Oct. 30, 2005	Detroit	Detroit	Detroit Lions	W 19-13	6:17
Dec. 17, 2006	Tampa Bay	CHICAGO	Tampa Bay Buccaneers	W 34-31	11:19
Jan. 14, 2007	Seattle	CHICAGO	Seattle Seahawks	W 27-24	4:53 #
Nov. 25, 2007	CHICAGO	CHICAGO	Denver Broncos	W 37-34	4:41
Sept. 21, 2008	Tampa Bay	CHICAGO	Tampa Bay Buccaneers	L 24-27	10:39
Dec. 11, 2008	CHICAGO	CHICAGO	New Orleans	W 27-24	2:46
Dec. 22, 2008	CHICAGO	CHICAGO	Green Bay Packers	W 20-17	3:32
Dec. 28, 2009	CHICAGO	CHICAGO	Minnesota Vikings	W 36-30	5:45

23-15 overall: 14-7 at home; 9-8 on the road. # Includes one playoff win.

*NFL record for shortest OT, since eclipsed when Jets beat Buffalo 37-31 with 14 seconds elapsed on 9/8/2002.

**Only the second overtime game to end with a safety. The other was Minnesota vs. the L.A. Rams on 11/5/1989.

BEARS FIRST-TEAM ALL-PROS

1931 - Harold "Red" Grange (B)	1950 - Dick Barwegan (G) George Connor (T) Johnny Lujack (B)	1972 - Dick Butkus (LB)
1932 - Jules "Zuck" Carlson (G) Luke Johnsos (E) Bronko Nagurski (B)	1951 - Dick Barwegan (G) George Connor (T)	1976 - Wally Chambers (DT) Walter Payton (RB)
1933 - Bill Hewitt (E) Joe Kopcha (G) Bronko Nagurski (B)	1952 - George Connor (T)	1977 - Walter Payton (RB)
1934 - Beattie Feathers (B) Bill Hewitt (E) Joe Kopcha (G) Bronko Nagurski (B)	1953 - George Connor (T)	1980 - Walter Payton (RB)
1935 - William Karr (E) Joe Kopcha (G) George Musso (T)	1955 - Bill George (G) Harlon Hill (E) Stan Jones (G) Bill Wightkin (T)	1981 - Gary Fencik (S)
1937 - George Musso (T) Joe Stydahar (T)	1956 - Rick Casares (FB) Bill George (NG) Harlon Hill (LE) Stan Jones (LG) Larry Strickland (C)	1984 - Dan Hampton (DT) Walter Payton (RB) Mike Singletary (LB)
1938 - Dan Fortman (G) Joe Stydahar (T)	1957 - Bill George (NG)	1985 - Jimbo Covert (T) Richard Dent (DE) Steve McMichael (DT) Walter Payton (RB) Mike Singletary (LB)
1939 - Dan Fortman (G) Bill Osmanski (B) Joe Stydahar (T)	1958 - Bill George (NG)	1986 - Jimbo Covert (T) Wilbur Marshall (OLB) Mike Singletary (ILB)
1940 - Dan Fortman (G) Joe Stydahar (T)	1959 - Stan Jones (RG) Bill George (NG)	1987 - Steve McMichael (DT) Mike Singletary (ILB)
1941 - Dan Fortman (G) Sid Luckman (B) George McAfee (B) Bulldog Turner (C)	1960 - Bill George (LB)	1988 - Jay Hilgenberg (C) Mike Singletary (ILB)
1942 - Lee Artoe (T) Gary Famiglietti (B) Dan Fortman (G) Sid Luckman (B) Bulldog Turner (C)	1961 - Bill George (LB)	1989 - Jay Hilgenberg (C) Mike Singletary (ILB)
1943 - Harry Clark (B) Dan Fortman (G) Sid Luckman (B) Bulldog Turner (C)	1963 - Doug Arkins (DE) Mike Ditka (E) Joe Fortunato (LB) Bill George (LB) Richie Petitbon (S) Roosevelt Taylor (S)	1991 - Mike Singletary (ILB)
1944 - Sid Luckman (B) Bulldog Turner (C)	1964 - Mike Ditka (E) Joe Fortunato (LB) Johnny Morris (FL)	1999 - Glyn Milburn (KR)
1946 - Bulldog Turner (C)	1965 - Dick Butkus (LB) Joe Fortunato (LB) Gale Sayers (RB)	2001 - Mike Brown (S) Brian Urlacher (ILB) Ted Washington (DT)
1947 - Sid Luckman (B) Bulldog Turner (C)	1966 - Gale Sayers (RB)	2002 - Brian Urlacher (ILB)
1948 - Bulldog Turner (C)	1967 - Gale Sayers (RB)	2005 - Lance Briggs (OLB) Brian Urlacher (ILB)
	1968 - Dick Butkus (LB) Gale Sayers (RB)	2006 - Robbie Gould (K) Devin Hester (KR) Olin Kreutz (C) Brian Urlacher (ILB)
	1969 - Dick Butkus (LB) Gale Sayers (RB)	2007 - Devin Hester (KR)
	1970 - Dick Butkus (LB) Dick Gordon (WR)	2010 - Devin Hester (PR) Julius Peppers (DE)



BEARS IN THE PRO BOWL

1/14/51	Dick Barwegan, G (1) Ray Bray, G (1) George Connor, T/LB (1) Fred Davis, T (1) Johnny Lujack, QB (1) Ed Sprinkle, DE (1) Bulldog Turner, C/LB (1)	1/11/59	Doug Atkins, DE (2) Rick Casares, RB (4) Joe Fortunato, LB (1) Willie Galimore, RB (1) Bill George, LB (5) Stan Jones, G (4) Fred Williams, DT (3)	1/19/69	Dick Butkus, LB (4) Gale Sayers,* RB (4) Roosevelt Taylor, DB (2)
1/12/52	Dick Barwegan, G (2) Ray Bray, G (2) George Connor, T/LB (2) John Dottley, RB (1) Johnny Lujack, QB (2) Ed Sprinkle, DE (2) Bulldog Turner, C/LB (2)	1/17/60	Doug Atkins, DE (3) Erich Barnes, DB (1) Rick Casares, RB (5) Bill George, LB (6) Stan Jones, G (5) Fred Williams, DT (4)	1/18/70	Dick Butkus, LB (5) Gale Sayers,† RB (5)
1/10/53	Dick Barwegan, G (3) George Connor, T/LB (3) Gene Schroeder, E (1) Ed Sprinkle, DE (3) Fred Williams, DT (1)	1/15/61	Doug Atkins, DE (4) Bill George, LB (7) Stan Jones, G (6) Johnny Morris, FL (1)	1/24/71	Dick Butkus, LB (6) Dick Gordon,* WR (1) Bobby Joe Green, P (1) Cecil Turner, KR (1)
1/17/54	George Connor, T/LB (4) Jack Hoffman, E (1) Don Kindt, HB (1) Fred Williams, DT (2)	1/14/62	Doug Atkins, DE (5) Mike Ditka, TE (1) Bill George, LB (8) Stan Jones, G (7)	1/23/72	Dick Butkus, LB (7) Dick Gordon, WR (2)
1/16/55	Bill Bishop, T (1) Bill George, LB (1) Harlon Hill, WR (1) Ed Sprinkle, DE (4)	1/13/63	Doug Atkins, DE (6) Mike Ditka, TE (2) Joe Fortunato, LB (2) Richie Petitbon, DB (1)	1/21/73	Dick Butkus, LB (8) Ron Smith, KR (1)
1/15/56	Ed Brown, QB (1) Rick Casares, RB (1) Bill George, LB (2) Harlon Hill, WR (2) Jack Hoffman, E (2) Stan Jones, G (1) Bill Wightkin, T (1)	1/12/64	Doug Atkins, DE (7) Mike Ditka, TE (3) Joe Fortunato, LB (3) Joe Marconi, RB (1) Richie Petitbon, DB (2) Mike Pyle, C (1) Roosevelt Taylor, DB (1) Bill Wade, QB (1)	1/20/74	Wally Chambers, DT (1)
1/13/57	Ed Brown, QB (2) JC Caroline, HB (1) Rick Casares, RB (2) Bill George, LB (3) Harlon Hill, WR (3) Stan Jones, G (2) McNeil Moore, HB (1) Larry Strickland, C (1)	1/10/65	Mike Ditka, TE (4) Joe Fortunato, LB (4) Johnny Morris,* FL (2)	1/20/75	None
1/12/58	Doug Atkins, DE (1) Rick Casares, RB (3) Bill George, LB (4) Kline Gilbert, T (1) Stan Jones, G (3)	1/15/66	Doug Atkins, DE (8) Dick Butkus, LB (1) Mike Ditka, TE (5) Joe Fortunato, LB (5) Gale Sayers, RB (1)	1/26/76	Wally Chambers, DT (2)
		1/22/67	Dick Butkus, LB (2) Richie Petitbon, DB (3) Gale Sayers,† RB (2)	1/17/77	Wally Chambers, DT (3) Walter Payton, RB (1)
		1/21/68	Dick Butkus, LB (3) Gale Sayers,† RB (3) Richie Petitbon, DB (4)	1/23/78	Allan Ellis, CB (1) Walter Payton,† RB (2)
				1/29/79	Walter Payton, RB (3)
				1/27/80	Walter Payton, RB (4)
				2/1/81	Gary Fencik, S (1) Dan Hampton, DE (1) Walter Payton, RB (5)
				1/31/82	Gary Fencik, S (2)
				2/6/83	Dan Hampton, DT (2)
				1/29/84	Walter Payton, RB (6) Mike Singletary, LB (1)
				1/27/85	Todd Bell, S (1) Richard Dent, DE (1) Dan Hampton, DT (3) Walter Payton, RB (7) Mike Singletary, LB (2)
				2/2/86	Jim Covert, T (1) Richard Dent, DE (2) Dave Duerson, S (1) Dan Hampton, DE (4) Jay Hilgenberg, C (1) Jim McMahon, QB (1) Walter Payton, RB (8) Mike Singletary, LB (3) Otis Wilson, LB (1)

CHICAGO BEARS PRO BOWLERS

2/1/87	Jim Covert, T (2) Dave Duerson, S (2) Wilber Marshall, LB (1) Steve McMichael, DT (1) Jay Hilgenberg, C (2) Walter Payton, RB (9) Mike Singletary, LB (4)		Shaun Gayle, S (1) Jay Hilgenberg, C (7) Mike Singletary, LB (9)	2/13/05	Olin Kreutz,* C (4)
		2/7/93	Mike Singletary, LB (10)	2/12/06	Lance Briggs, LB (1) Mike Brown,* S (1) Tommie Harris, DT (1) Olin Kreutz,* C (5) Brian Urlacher,* LB (5) Nathan Vasher, CB (1)
2/7/88	Dave Duerson, S (3) Jay Hilgenberg, C (3) Wilber Marshall, LB (2) Steve McMichael, DT (2) Mike Singletary, LB (5)	2/5/95	None	2/10/07	Brendon Ayanbadejo, ST (1) Lance Briggs,* LB (2) Robbie Gould, PK (1) Tommie Harris,* DT (2) Devin Hester, KR (1) Olin Kreutz,* C (6) Brian Urlacher,* LB (6) Ruben Brown, G (1, 9)
		2/4/96	None		
		2/2/97	None		
1/29/89	Neal Anderson, RB (1) Mark Bortz, G (1) Dave Duerson, S (4) Jay Hilgenberg, C (4) Mike Singletary, LB (6)	2/1/98	None		
		2/7/99	None		
		2/6/00	Glyn Milburn, KR (1, 2)	2/10/08	Brendon Ayanbadejo, ST (2) Lance Briggs,* LB (3) Tommie Harris,* DT (3) Devin Hester, KR (2)
		2/4/01	Brian Urlacher, LB (1)		
2/4/90	Neal Anderson,* RB (2) Jay Hilgenberg, C (5) Mike Singletary, LB (7)	2/9/02	Olin Kreutz, C (1) Brian Urlacher, LB (2) Ted Washington, DT (1, 4)	2/8/09	Lance Briggs, LB (4)
2/3/91	Neal Anderson,* RB (3) Mark Bortz,* G (2) Mark Carrier, S (1) Richard Dent, DE (3) Jay Hilgenberg, C (6) Mike Singletary, LB (8)		Larry Whigham, S (1, 2) James Williams, OT (1)	1/31/10	Lance Briggs,* LB (5) Johnny Knox, KR (1)
		2/2/03	Marty Booker, WR (1) Olin Kreutz, C (2) Brian Urlacher, LB (3)	1/30/11	Lance Briggs,* LB (6) Devin Hester, KR (3) Julius Peppers, DE (1, 6) Brian Urlacher,* LB (7)
		2/8/04	Jerry Azumah, KR (1) Olin Kreutz,* C (3) Brian Urlacher, LB (4)		
2/2/92	Neal Anderson,* RB (4) Mark Carrier, S (2)				

* Did not play due to injury; † Denotes game's outstanding player; () Number in parentheses indicates Pro Bowl appearances. If multiple numbers are listed, Bears total listed first followed by total appearances

NFC CENTRAL ALL-TIME STANDINGS

(from 1967-2001)

	Overall record				Since 1977			
	W	L	T	Pct	W	L	T	Pct
Minnesota	310	215	5	.590	212	177	1	.545
Division Titles: 1968, 69, 70, 71, 73, 74, 75, 76, 77, 78, 80, 89, 92, 94, 98, 2000								
Green Bay	259	261	10	.498	196	190	4	.508
Division Titles: 1967, 72, 95, 96, 97								
BEARS	258	270	2	.489	209	181	0	.536
Division Titles: 1984, 85, 86, 87, 88, 90, 2001								
Detroit	235	286	9	.452	166	223	1	.427
Division Titles: 1983, 91, 93								
Tampa Bay	148	241	1	.381	148	241	1	.381
Division Titles: 1979, 81, 99								

- There was no division winner in 1982 due to the players' strike. The top eight teams from each conference advanced to the post-season. Green Bay advanced with a 5-3-1 record.
- Tampa Bay joined the NFL as an expansion franchise in 1976 and was placed in the AFC West with the understanding that they would switch to the NFC Central in 1977.



2011 CHICAGO BEARS
ADDITIONAL
INFORMATION



Bears President & CEO Ted Phillips led the franchise to one of the team's greatest off-field achievements with the construction of the lakefront improvement plan which included the new football stadium within the confines of historic Soldier Field. The Bears are entering their eighth season in the new stadium, playing the inaugural campaign in 2003. The aggressive construction schedule lasted just 20 months-from the Bears last home game of the 2001 season (vs. PHI, Jan. 19, 2002) until re-opening against Green Bay on Sept. 29, 2003. The project earned many honors for design excellence and was named Midwest Construction magazine's overall Project of the Year in 2003.

- November, 2000-Bears President and CEO Ted Phillips and his team of experts answer questions and concerns of the Illinois General Assembly at the State Capitol. After three days of gathering support, the Illinois House and Senate passed Bill 1284 on Nov. 30, 2000, authorizing the Illinois Sports Facilities Authority to issue approximately \$406 million in bonds to help finance the \$630 million project.

The debt service on the bonds were paid from the surplus and projected growth of the existing two percent Chicago local hotel tax plus a local distributive tax and state hotel tax subsidy. The remaining \$200 million was contributed by the Chicago Bears, including a \$100 million loan from the National Football League.

- Nov. 15, 2000-The City of Chicago's Lakefront Improvement Plan was announced publicly by Mayor Richard M. Daley.
The project replaced parking lots with 17 acres of new parkland, built an underground parking structure to serve the Museum Campus and Soldier Field, created easier access to the Museum Campus and added other amenities giving Chicagoans and tourists the ability to enjoy the lakefront year-round.
- Jan. 5, 2001-Governor George Ryan signed House Bill 1284, designed to help fund a new stadium and enhance Chicago's lakefront.

The following is a number of facts concerning different elements of the Soldier Field project and the Lakefront Initiative:

LAKEFRONT IMPROVEMENTS

The project created approximately 17 acres of additional waterfront parkland for public enjoyment. This green space was programmed for year-round public uses such as a sledding hill, winter garden, a terraced park, an area for outdoor museum exhibits and other features.

The year-round parking facility created 2,500 new underground parking spaces immediately adjacent to the Field Museum and Shedd Aquarium and 3,100 outdoor spaces between the stadium and McCormick Place to ensure Chicago's great tailgating tradition continues.

SOLDIER FIELD IMPROVEMENTS

The stadium features increased sideline seating from 40% of seats to over 60%, an increased number of new and improved restrooms (over 1,000 restroom fixtures) plus more variety and access at over 350 concession points of sale, three-level United Club lounge, a Bears Ring of Honor throughout the mezzanine level, a Bears Den gallery depicting historical events from Soldier Field's past and a bas-relief of George Halas.



Above and beyond the Bears games, the new Soldier Field is capable of hosting an increasing number of athletic events, prime concerts, and large civic, cultural and educational gatherings. The unique design allows for easy stage setup and take down, along with a field that can accommodate international soccer events.

FUNDING THE LAKEFRONT IMPROVEMENT PLAN

The Bears made a \$224 million contribution to this project, pay annual rent of \$5.7 million and accepted the cost overrun risks on the project. The entire cost of the Lakefront Project (\$630 million) was raised without asking for taxpayers' money. The plan was supported through a local City of Chicago hotel tax which is already in existence. There was no extension or increase of any taxes and the hotel tax was principally paid by visitors and tourists.

PRESERVING HISTORY

The historic colonnades and historic South Wall remained untouched as the new stadium was built within the existing exterior of Soldier Field. The Memorial Water Wall honors all soldiers who have served in the United States Armed Forces. The Wall serves as an educational piece for families and visitors of the museum campus. A Doughboy statue was erected at the entrance of Gate O and the south concourse features a Medal of Honor tribute.


The Chicago Bears would like to thank our Hall of Fame Partners for their efforts toward making the fan experience exciting for all:



The official bank of the Bears.



CHICAGO BEARS SOLDIER FIELD



Following 31 seasons of football along the shores of Lake Michigan (pictured, left), the Bears took a brief one-year hiatus from Soldier Field in 2002, playing home games at Memorial Stadium in Champaign so construction of the new Soldier Field (right) could be completed. The first game in the new stadium was Sept. 29, 2003 against division rival Green Bay. The Bears first season at the old venue was in 1971 after spending 50 seasons at Wrigley Field. Soldier Field was opened in 1924 as a 45,000-seat Municipal Grant Park Stadium. The first football game played on its field was November 22, 1924, as a capacity crowd watched Notre Dame edge Northwestern, 13-6.

It hosted the first boxing event which drew a gate of over \$2.5 million (Dempsey-Tunney, 1927), the first ski meet held in a stadium, and the all-time largest football crowd (123,000). The largest crowd for any event in Soldier Field was 260,000 on Sept. 8, 1954, for the Catholic Church's Marian Year Tribute.

The 100,000-seat stadium was dedicated November 27, 1926, with Army battling Navy to a 21-21 tie. The all-time collegiate attendance record of 123,000 plus was established Nov. 26, 1927 as Notre Dame beat Southern Cal 7-6. In the first professional game at the then-mammoth stadium, the Bears defeated the Chicago Cardinals 10-0 on November 11, 1926.

Plans for the stadium started in 1919 as a memorial to the soldiers of WWI. Soldier Field stood on 10,000 pile foundations driving an average depth of 62.5 feet through fill that replaced the lake waters. The new stadium continues to be owned, maintained and operated by the Chicago Park District.

Other stadium notes since the Bears moved to Soldier Field:

- 1971 – September 19, Chicago defeats the Pittsburgh Steelers 17-15 before capacity crowd of 55,701 in the Bears' first game since moving from Wrigley.
- 1979 – The stadium undergoes major reconstruction and renovation prior to the season including new lighting, playing surface, and locker rooms; rebuilding of seating area (new chairbacks, armrests, seats); and improvement of sightlines.
- 1982 – Additional rebuilding of seating areas was completed as well as new concourses with more restrooms and concession areas. A new press box, 60 deluxe skyboxes, and a new scoreboard were also built. Capacity is increased to 66,030.
- 1988 – Surface was changed from artificial turf to natural grass, and 56 skyboxes were added along south rim (increasing the total to 116). Capacity is increased to 66,946.
- 1992 – Four seats are added increasing the capacity to 66,950.
- 1994 – The Park District spends millions to refurbish the stadium for the World Cup soccer tournament. Capacity is reduced by six to 66,944.
- 2000 – Mayor Daley announces Lakefront Redevelopment Project (11/15).
- 2001 – Project receives state and city approval.
- 2002 – Demolition begins on stadium immediately following playoff game (1/19).
- 2003 – Bears return to Soldier Field with Monday night re-opening on September 29 against Green Bay. Capacity is set at 61,500, over 5,000 fewer seats than the old stadium and the second smallest venue in the NFL.



Located on the west side of the stadium on the street-level main concourse, the bas-relief sculpture marks the gateway for a stadium visitor's trip through the history of the Chicago Bears.

Pure and simple, he loved this game that was as uncluttered and uncompromising as he was. Its requirements were courage, endurance, self-discipline and a competitive spirit. These were his prerequisites, too.

His teams played the game the same way he did - tough, aggressive and smart.

Often graced by a running back of exceptional ability, the Bears were always marked by a punishing defense that never stopped coming at you.

George Halas was a founder of the NFL and a pioneer of the Chicago Bears. His devotion to both over the decades helped them grow to prominence.

We will always remember his energy, his joy in competing, and his passion for his beloved Bears and Bear fans.

bas-relief inscription

Artist Description:

The bas-relief is a time-line describing George Halas' contribution to the world of football and the history of the Chicago Bears.

Hall of Famers date back from the 1920's when George Halas founded the Chicago Bears, and represent different decades of team history.

The tremendous energy and influence of the two large George Halas reliefs tells the story and balances all of the action. George S. Halas is without doubt the overriding presence in the sculpture.

The laser-etched imagery shows the team in the 1920's - also Halas and his team celebrating a 1940's win against the Washington Redskins, fan images from Wrigley Field, a photo of Halas with George Jr. and Paddy Driscoll, and a fan grouping from the 1980's. Integrated in the composition is the famous "T" formation that George Halas invented.



TRIBUTE TO GEORGE S. HALAS AND THE LEGACY OF THE CHICAGO BEARS

Sculpted by Julie Rotblatt-Amrany

Timeless Creations, Inc. in conjunction with Portraits/Chicago Inc.

- Specs: 26 1/2 feet high x 15 3/8 feet wide
- Approx. 11,500 pounds
- White Bronze on black absolute granite with laser-etched imagery
- George Halas = 8 feet high

- Bust of George Halas = 6 feet high
- Eight Hall of Fame players range 3 - 6 feet high
- Players are: Mike Singletary, Walter Payton, Dick Butkus, Gale Sayers, Bill George, Sid Luckman, Bronko Nagurski and Red Grange

CHICAGO BEARS **SOLDIER FIELD**



THE BEARS DEN

Located on the lower concourse of the west grandstands, the Bears Den offers a dramatic, visual walk through Chicago Bears history.

THE DOUGHBOY STATUE

Just inside Gate O in the Grand Concourse stands the restored Doughboy Statue. Originally installed in Chicago's Garfield Park in the early 1930s, four decades later it was damaged, debased, but not forgotten. Chicago sculpture conservator Andrzej Dajnowski meticulously recast the missing parts and refurbished the entire statue and base to its original condition and it joins the other memorials to the American fighting men and women at Soldier Field.



THE RING OF HONOR

Chicago Bears Hall of Fame greats are honored on the mezzanine level Ring of Honor. The 26 Chicago Bears enshrined in the Pro Football Hall of Fame in Canton, Ohio, are the most of any team in the NFL.



THE MEMORIAL WATER WALL

The Memorial Water Wall, a 280-foot long wall of polished green granite with eight medallions honoring the different branches of the armed services, flanks the walkway that leads into the north entrance of the stadium. A veil of water continuously flows over the sculptured memorial.





What time do the parking facilities and stadium gates open?

Parking facilities surrounding the stadium open four hours prior to kickoff. Gates open two hours before kickoff.

Where is Will Call located?

Outside Gate 10 at the southeast corner of the stadium

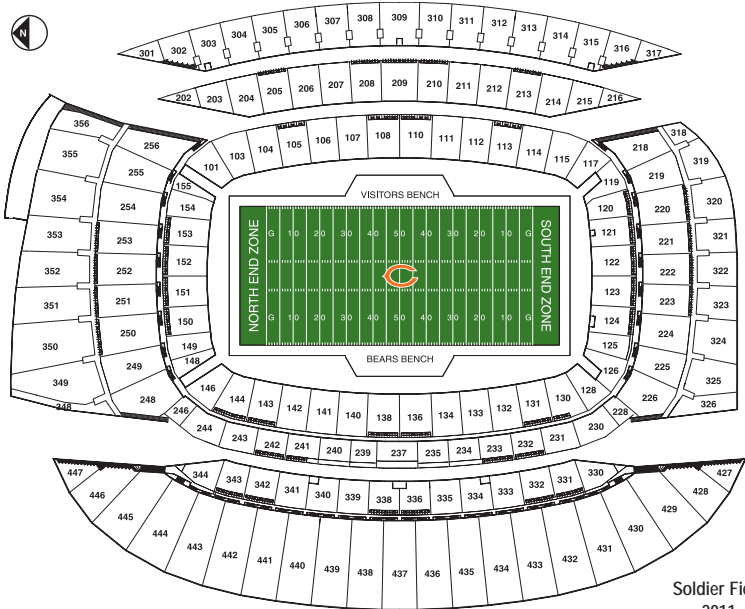
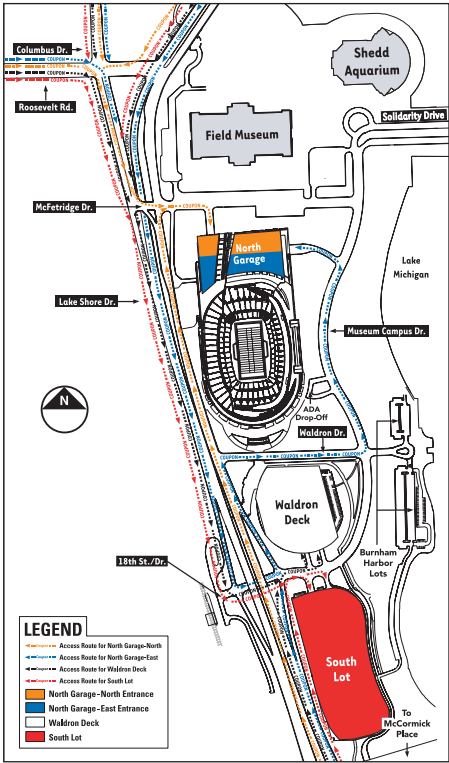
WALKING DIRECTIONS FROM PRESS BOX TO LOCKER ROOM

Take elevator to concourse level. Take left out of elevator and through Field Access door. Take a right at the bottom of steps and follow corridor to west side of the stadium. From field, exit stadium at North west entrance. Turn left into interior corridor. Postgame interview room is fourth room on left. Locker room is first door on the left.

Visiting locker room is at the northeast corner of the stadium.

WALKING DIRECTIONS FROM PRESS BOX TO STADIUM EXIT

Take elevator to concourse level. Exit through Press Entrance at Gate 14.



Soldier Field
2011

CHICAGO BEARS HALAS HALL



The Chicago Bears moved into Halas Hall at Conway Park on March 3, 1997. The 38-acre complex is located in Lake Forest off of Route 60 just east of the Tri-State Tollway, approximately four miles from the former Halas Hall. The building is dedicated to Bears' founder, president and coach George Halas. The original Halas Hall, on the Lake Forest College campus, was dedicated by coach Halas in the name of his son, Mugs, in 1979.

The complex includes a 100,000-square foot office building, indoor practice facility and 2 1/2 outdoor practice fields, surrounded by a jogging path. One of the two 100-yard outdoor fields is equipped with 14 miles of underground heating tubes, enabling the grass to remain soft and growing into early winter, as well as five miles of drain tubing that can capture and disperse nine inches of rainfall per hour and 2.5 miles of cooling pipes for the grass roots.

The main building is almost two football fields long and 100 feet wide. The old Halas Hall had 32,000 square feet of space, while the new building has 100,000. In fact, the entire former Halas Hall would fit into the basement of the new building. Furthermore, the old locker room was 1,400 square feet, while the new one is about 3,000, has 62 lockers with room to quickly expand to 100, and four natural light wells. The weight room—perhaps the most spectacular aesthetic area of the complex—is 7,000 square feet, almost four times the size of the 1,800 square foot workout area at the old building. The glass wall on the east side of the weight room is 28 feet high, perfect for viewing the white-tailed deer on their evening romps across the complex grounds. A two-lane lap pool is behind the weight room and its sixty-foot lanes have built-in resistance currents. The training room is five times the size of its predecessor and boasts a doctor's office, x-ray facility, medical records storeroom, casting room, whirlpool, cold-dip plunge, steam room and sauna. The football needs are met with eight classrooms, two large meeting rooms/classrooms, and a 150-seat auditorium capable of hosting seminars, television productions and press conferences.

ED McCASKEY MEMORIAL GARDEN AND THE WALTER PAYTON CENTER

The team's indoor practice facility, the Walter Payton Center, was renovated during the summer of 2005 while construction of the Ed McCaskey Memorial Garden was completed in June, 2005.

The Walter Payton Center is a rigid structure, opposed to the inflated "bubble" the team used from 1990-96, and includes a full 100-yard field. The structure is 85 feet high, 200 feet wide and 400 feet long. The renovation included removal of the existing fabric roof and cladding on the outside of the building, replacement of the end walls and installation of a new, state-of-the-art synthetic turf and two-lane running track. A new heating and de-humidification system was also installed.

Located south of Halas Hall, the Ed McCaskey Memorial Garden is a beautifully landscaped, clover-leaf shaped garden bordered by a 30" stone seat wall and piers. A winding gravel road from Halas Hall leads to the opening of the garden where a variety of trees, shrubs and perennials have been planted.



Walter Payton Center



Ed McCaskey Memorial Garden



In memory of Brian Piccolo, each season since 1970 a Bears rookie has been honored with the Brian Piccolo Award. In 1992, the award was expanded to include a veteran as well. The Piccolo Award is a special honor voted on by Bears players only, who select a teammate they feel best exemplifies the courage, loyalty, teamwork, dedication and sense of humor of the late Brian Piccolo.

In all, 55 different Bears have won the award including Matt Forte (2008), Devin Hester (2006), Johnny Knox (2009) Greg Olsen (2007), Charles Tillman (2003, 2008), Brian Urlacher (2000, 2007) and J'Marcus Webb (2010).

Brian Piccolo signed with the Bears as a free agent out of Wake Forest in 1965-the same year Hall of Famer Gale Sayers was drafted. The two became roommates, and Piccolo's support of Sayers through a devastating knee injury, as well as Sayers' devotion when Piccolo was stricken with cancer in 1969, became the stuff of legend. Piccolo was in his fourth season when a chest x-ray revealed a malignancy. Several months later on June 16, 1970, he died at age 26 from embryonal cell carcinoma.

Following his death, the Brian Piccolo Cancer Research Fund was established and proceeds were sent to the Sloan-Kettering Cancer Center in New York for research on embryonal cell carcinoma. At the time Piccolo died, the disease was 100% fatal, but today the cure rate is more than 50%.

With that victory, proceeds from the Brian Piccolo Cancer Research Fund now benefits breast cancer research at Rush Medical Center and provides support to the Clearbrook Center for the developmentally disabled in Arlington Heights.

Since turning its attention to the fight against breast cancer, the Brian Piccolo Cancer Research Fund, as well as all those who have generously joined in its efforts, has raised over \$8 million for research since 1991. The fund remains active and welcomes the interest of contributions of others who share its commitment to breast cancer research and to the memory of Brian Piccolo.



Piccolo

ALL-TIME PICCOLO AWARD WINNERS

1970 - Glen Galloway (G)	1990 - Mark Carrier (S)	2000 - Clyde Simmons (DE), Brian Urlacher (LB)
1971 - Jerry Moore (S)	1991 - Chris Zorich (DT)	2001 - James Williams (T), Anthony Thomas (RB)
1972 - Jim Osborne (DT)	1992 - Mike Singletary (LB), Troy Auzenne (T)	2002 - Phillip Daniels (DE), Alex Brown (DE)
1973 - Wally Chambers (DT)	1993 - Tom Waddle (WR), Myron Baker (LB), Todd Perry (T)	2003 - Olin Kreutz (C), Charles Tillman (CB)
1974 - Fred Pagac (TE)	1994 - Shaun Gayle (S), Raymont Harris (RB)	2004 - Olin Kreutz (C), Tommie Harris (DT)
1975 - Roland Harper (RB)	1995 - Erik Kramer (QB), Rashaan Salaam (RB)	2005 - John Tait (T), Chris Harris (S)
1976 - Brian Baschnagel (WR)	1996 - Chris Zorich (DT), Bobby Engram (WR)	2006 - Olin Kreutz (C), Devin Hester (PR/KR)
1977 - Ted Albrecht (T)	1997 - Ryan Wetnight (TE), John Alired (TE), Van Hiles (S)	2007 - Brian Urlacher (LB), Greg Olsen (TE)
1978 - John Skibinski (RB)	1998 - Bobby Engram (WR), Tony Parrish (S)	2008 - Charles Tillman (CB), Matt Forte (RB)
1979 - Dan Hampton (DE)	1999 - Marcus Robinson (WR), Jerry Azumah (DB)	2009 - Olin Kreutz (C), Johnny Knox (WR/KR)
1980 - Bob Fisher (TE)		2010 - Anthony Adams (DT), J'Marcus Webb (T)
1981 - Mike Singletary (LB)		
1982 - Jim McMahon (QB)		
1983 - Jim Covert (T)		
1984 - Shaun Gayle (DB)		
1985 - Kevin Butler (K)		
1986 - Neal Anderson (RB)		
1987 - Ron Morris (WR)		
1988 - James Thornton (TE), Mickey Pruitt (LB)		
1989 - Trace Armstrong (DE)		

CHICAGO BEARS STALEY



STALEY

- Staley performs at over 300 events throughout the Chicagoland area every year. These include both paid appearances and community outreach-based events.
- Staley's appearance range is generally an 80-mile radius of Chicago, but exceptions can be made on an individual basis. (Staley has performed both private and public appearances throughout the United States)
- Staley performs annually at the Super Bowl and Pro Bowl every other year in addition to various other mascot-themed events throughout the country.

Appearance Descriptions

GENERAL APPEARANCES:

- BIRTHDAY PARTIES
- CHARITY EVENTS
- SPECIAL EVENTS (Parades, Corporate functions, Grand Openings, Weddings, Bar Mitzvahs, etc.)
- STALEY'S DANCE EXPRESS
- MASCOT TRAINING and CLINICS

SCHOOL SHOWS:

FIRST AND GOAL SHOW: HOW TO SCORE A TOUCHDOWN FOR A HEALTHY LIFE

Performed in front of over 60,000 students a year, the Chicago Bears are proud to present the most informative, hands-on, educational school assemblies show in the NFL! First and Goal was created by Staley to educate today's youth about the benefits of living a healthy life. Staley and his MC will jumpstart your child's desire to begin living a smarter and healthier life by combining education, comedy and super-cool prizes into this high-energy show!

TACKLE READING:

"Tackle Reading" was created by Staley Da Bear to promote his love and enthusiasm towards reading and learning. Now in its third year, Staley is inviting all elementary-aged students to participate in this fun-filled incentive-based program. Staley is challenging all students to take his "Tackle Reading Challenge" for a chance to win an ultimate Bears experience at Halas Hall.

ALL SCHOOL PEP RALLIES

Motivating students to excel in their studies can sometimes prove challenging. Staley has developed an assortment of assemblies designed to encourage students to give it their best. New for this year is Staley's show: "Bear Down on Bullies." Staley will also work with school administrators to develop an interactive, high-energy, 45-minute show customized toward your school's specific needs. Assembly topics include: Staley's Back To School "Kick Off," "How to Handle That ISAT" and general field day/school picnic appearances.

EVENTS

Run with Staley

A one-mile children's race, held annually at the Bears Training Camp in Bourbonnais, IL, on the campus of Olivet Nazarene University. Race participants receive a t-shirt and medal of participation. They are also treated to lunch and a First and Goal Show upon completion of the race. A 100-yard dash is provided for younger race participants.

STALEY da BEAR

DRAFTED: 1st Round, Chicago Bears, 8/6/03

HEIGHT: Not your average sized bear

WEIGHT: Heavier than you!

ABOUT STALEY:

Staley is responsible for entertaining Bears fans young and old. Staley loves to "bust-a-move" and shake what his mama gave him. He is highly skilled with a fishing pole, enjoys playing the drums, and exercising regularly. Staley is best friends with Pooh, Smokey, and Yogi. His former girlfriend is Britney Sbears.

For additional information or questions, contact Chicago Bears mascot coordinator Scott Adams
at (312) 739-5385 or via email scott.adams@bears.nfl.net.



4th Phase:

The first phase provides the offense. The second phase brings the defense. The third phase is truly "special." But the Fourth Phase makes it all matter.

Bears Fans are the 4th Phase and they provide the inspiration for everything the organization does, on and off the field. They motivate and inspire. They strongly express their opinions. They bring the noise to the city on Bears Sundays. In the stadium, at home or in a packed bar, cheering along with millions of others. They are the lifeblood of the Chicago Bears.

When the opponent steps onto the field, they don't just face a team. They face a city.

Wins are celebrated – losses, agonized. But *always* as one team.

Fourth Phase Captains

Sept. 21, 2008 vs. Tampa Bay
Benny Ruiz, Bakersfield, CA
Flag Handoff: Brian Urlacher

Sept. 28, 2008 vs. Philadelphia
Araceli Dominguez, Chicago
Flag Handoff: Devin Hester

Oct. 19, 2008 vs. Minnesota
Jerry Kroll, Mundelein, IL
Flag Handoff: Alex Brown

Nov. 2, 2008 vs. Detroit
Pat Raddatz, Homer Glen, IL
Flag Handoff: Garrett Wolfe

Nov. 9, 2008 vs. Tennessee
Staff Sgt Frankie Contreras, Chicago
Flag Handoff: Matt Forte

Dec. 7, 2008 vs. Jacksonville
Inez Hanan, Ingleside, IL
Flag Handoff: Tommie Harris

Dec. 11, 2008 vs. New Orleans
Gale Sayers, Chicago
Flag Handoff: Matt Forte

Dec. 22, 2008 vs. Green Bay
Santos Chavez Jr., Rock Falls, IL
Flag Handoff: Lance Briggs

Sept. 20, 2009 vs. Pittsburgh
Fred Scott, South Bend, IN
Flag Handoff: Adewale Ogunleye

Oct. 4, 2009 vs. Detroit
Debbie Oleson, Northbrook, IL
Flag Handoff: Greg Olsen

Nov. 1, 2009 vs. Cleveland
Jarrett and Britney Payton, Chicago, IL
Flag Handoff: Matt Forte

Nov. 8, 2009 vs. Arizona
Sgt. Mano Kachatorian, Darien, IL
Flag Handoff: Charles Tillman

Nov. 22, 2009 vs. Philadelphia
Chris Chelios, Chicago, IL
Flag Handoff: Lance Briggs

Dec. 6, 2009 vs. St. Louis
Duke Dawson, Schaumburg, IL
Flag Handoff: Robbie Gould

Dec. 13, 2009 vs. Green Bay
Shu Katahira, Tokyo, Japan
Flag Handoff: Jay Cutler

Dec. 28, 2009 vs. Minnesota
Angela Pasyk, Minneapolis, MN
Flag Handoff: Alex Brown

Sept. 12, 2010 vs. Detroit
Jonathan Toews
Flag Handoff: Jay Cutler

Sept. 27, 2010 vs. Green Bay
Brian Luckman & Tony Nagurski
Flag Handoff: Brian Urlacher

Oct. 17, 2010 vs. Seattle
Mary DeBuck
Flag Handoff: Danieal Manning

Oct. 24, 2010 vs. Washington
Richard Dent
Flag Handoff: Julius Peppers

Nov. 14, 2010 vs. Minnesota
Staff Sgt Ronald Widerberg
Flag Handoff: Matt Forte

Nov. 28, 2010 vs. Philadelphia
Common
Flag Handoff: Charles Tillman

Dec. 12, 2010 vs. New England
Staff Sgt Salvatore Giunta
Flag Handoff: Olin Kreutz

Dec. 26, 2010 vs. N.Y. Jets
Tammy Wells
Flag Handoff: Israel Idonije

Jan. 16, 2011 vs. Seattle
Johnny Morris
Flag Handoff: Johnny Knox

Jan. 23, 2011 vs. Green Bay
Vince Vaughn
Flag Handoff: Brian Urlacher

A photograph showing several football players in white jerseys and helmets running on a field during a training session.

CHICAGO BEARS TRAINING CAMP

The Bears summer training camp home is Olivet Nazarene University in Bourbonnais, Ill., located approximately 60 miles south of Chicago. The Bears have held training camp at ONU each year since 2002, following 18 years at the University of Wisconsin-Platteville. ONU's campus provides the Bears with five practice fields (including Ward Field, the school's football stadium), air-conditioned locker rooms and dining facility, a weight room, meeting rooms, dorms for players, staff and media.

INFO: General Camp: 815/928-5821
Media Relations: 815/928-5868
Administration: 815/928-5822
PR Fax: 815/928-5498

Chicago Bears
c/o Olivet Nazarene
One University Avenue
Bourbonnais, Ill. 60914

DATES: Practices begin Saturday, July 30. The Bears will be in Bourbonnais through Saturday, August 20, with the exception for preseason travel, August 13, traveling to Chicago for a preseason game against the Bills.

PRACTICES: Practice times are subject to change, but tentatively begin one of three times each day, noon, 2:30 p.m. or 7 p.m. Each practice is approximately two hours long on the Olivet Nazarene campus and are open to the public free of charge.

MEDIA: Credentials are required to cover practices and press conferences. They can be obtained in the Tigers Den located in the Leslie Parrott Convocation Athletic Center. The media work room, equipped with phones, is also located in the Tigers Den.

TRAINING CAMP HISTORY:

2002-	Olivet Nazarene University, Bourbonnais, Illinois
1984-2001	University of Wisconsin-Platteville, Wisconsin
1975-83	Lake Forest College, Lake Forest, Illinois
1944-74	St. Joseph's College, Rensselaer, Indiana
1935-43	St. John's Military Academy, Delafield, Wisconsin
1934	Lane Tech High School, Chicago, Illinois
1933	University of Notre Dame, South Bend, Indiana

DIRECTIONS TO BOURBONNAIS FROM CHICAGO: (approximately 60 miles)

- Take I-90/94 South to I-57. Take I-57 South to Bradley/Bourbonnais Exit 315. Follow the exit ramp as it curves to the right onto Rt. 50 South. Turn right onto Armour Road. At the second traffic light, turn left onto Convent St., which is also Rt. 45/52. There is also a Speedway gas station on corner. Follow the curves past the side entrance to campus on the left and continue to the main entrance that is lined with 10 flags.

DIRECTIONS FROM LAKE FOREST:

- Take the Tri-State Tollway South/East (I-294) to 159th Street. Proceed two miles to I-57 South. Take I-57 South for 30 miles to Bradley/Bourbonnais Exit 315. Proceed as directed above.

ABOUT OLIVET NAZARENE:

Founded in 1907, Olivet Nazarene University is a private, Christian, liberal arts university -- a service of the Church of the Nazarene, theologically grounded in the Wesleyan tradition. Of the 20,000 Olivet alumni across the country and around the world, approximately 6,000 live in Northeast Illinois and Northwest Indiana. About 3,300 students (1,900 undergraduates) from 40 states and 15 countries attend the University. ONU fields 18 intercollegiate athletic teams for men and women. The Tigers are members of the National Association of Intercollegiate Athletics (NAIA, Division I), National Christian College Athletic Association (NCCAA, Division I) and Chicagoland Collegiate Athletic Conference (CCAC).



CREDENTIALS: Media representatives who have not been issued season press credentials should request single game credentials by no later than Monday the week of the game by emailing Jim Christman, Media Services Manager, at jimc@bears.nfl.com. Credentials will be left at the PRESS WILL CALL window located on the southeast side of Soldier Field, located outside of Gate 10. PRESS WILL CALL opens three hours before kickoff. Press entry into Soldier Field is on the south east side of the stadium, Gate 14. The press elevator is located across the concourse. Guests are NOT permitted in the press box and credentials are limited to working press only.

PRESS BOX/PRESS GATE: The 200-seat press box is located on Suite Level A in the southeast corner of the stadium. Entrance to the Press Box is at Gate 14 and is only accessible to persons holding a working press credential.

PHOTOGRAPHERS: Sideline credentials for field photographers are issued by the Bears media relations department. Free-lance photographers who are not on specific assignment by a recognized sports or news publication will not be credentialed due to space limitations. Sideline credentials must be reserved by Monday before the game and can be picked up at PRESS WILL CALL.

PARKING: Media parking is limited at Soldier Field. Please provide shipping information a FedEx number and, if available, parking will be sent for no later than a Friday arrival.

SATELLITE TRUCK PARKING: Television stations seeking parking for satellite trucks on the day of Bears games should contact Michael Ortman, Director of Operations Soldier Field at mortman@soldierfield.net or at 312/235-7153.

TELEPHONES: The Bears provide a limited number of co-op credit card phones for copy transmission. To order phone lines in the Soldier Field Press Box fax: SMG at 312/235-7030.

TO SOLDIER FIELD FROM O'HARE AIRPORT: Take Kennedy Expressway (I-94) to Congress Street. Exit east (left) to Columbus Drive. Go south (right) on Columbus until it feeds into Lake Shore Drive South. Soldier Field will be on the left. Entrance to parking is at south end of field (Waldron Drive).

BEARS MEDIA RELATIONS TELEPHONE NUMBERS:

Office: (847) 295-6600	Office Extension
Jim Christman, Media Relations Manager	(847) 739-5221
Mike Corbo, Media Relations Coordinator	(847) 739-5224
Cary Dohman, Media Relations Assistant	(847) 739-5427
Sharon Lehner, Corporate Communications Assistant	(847) 739-5222

BEARS 2011 ROAD HEADQUARTERS

N.Y. Giants (preseason)	Hilton Short Hills	973-379-0100
Tennessee (preseason)	Nashville Airport Marriott	615-889-9300
New Orleans	Marriott at the Convention Center.....	504-613-2888
Detroit	Detroit Marriott at the Renaissance Center.....	313-568-8000
Tampa Bay (London)	InterContinental London Park Lane	+44-207-4093131
Philadelphia	Sofitel - Philadelphia	215-564-7060
Oakland	The Westin San Francisco Airport	650-692-3500
Denver	Denver Marriott City Center	303-297-1300
Green Bay (Appleton)	Radisson Paper Valley	920-733-8000
Minnesota	Radisson Plaza Hotel Minneapolis	612-339-4900



Jeff Joniak (standing, right) is in his 10th season as play-by-play voice of the Bears while Tom Thayer (seated) is a 14-year Bears radio veteran.

WBBM 780-AM

For the 11th consecutive season Chicago Bears broadcasts will be heard on WBBM Newsradio 780. Jeff Joniak enters his 10th season as the play-by-play voice of the Bears and 15th year as one of the hosts of the Bears pregame show which starts three hours prior to kickoff. Former Bear Tom Thayer, a 14-year Bears radio veteran, adds color commentary and insight. The postgame show from the locker room features exclusive analysis from head coach Lovie Smith and key players from the game. Bears fans can also find special insight and analysis of the Bears at www.bears780.com.

The Bears radio staff earned the 2007 Peter Lisagor Award and the *Associated Press* Award for "Best Sports Reporting" for their coverage of Super Bowl XLI, the Silver Dome Award for "Best Play-by-Play" in 2006 and a 2007 regional RTNDA Edward R. Murrow Award for the Bears Radio pre-game feature "Joniak's Journal".

JEFF JONIAK: One of the more energetic and exciting voices of the National Football League, Jeff Joniak enters his 10th season behind the microphone as the play-by-play voice of the Chicago Bears. Joniak's passion for the game and for the Bears is linked to a

26-year association with Chicago sports fans. Joniak has hosted Chicago Bears game day broadcasts since 1997 and serves as WBBM Newsradio 780's director of sports operations while maintaining his afternoon drive-time sports anchor shifts. Throughout the year, Joniak serves as master of ceremonies for many different events related to his work with the Bears including the National Football Foundation Scholarship Awards ceremony, the Ed Block Courage Award ceremony and the annual Bears Care Gala. Before tackling Halas Hall, Joniak co-hosted the gameday broadcasts for the Chicago Bulls during their championship years from 1991 to 1996. For the gripping coverage of the death of Walter Payton, Joniak and his staff won a prestigious Peter Lisagor Award. He also won two Lisagor awards for his coverage of the NFL Draft, *AP* awards for his sportscasts and Bears pre-game features.

TOM THAYER: Originally a Bears' fourth-round draft pick in 1983 after an All-America career at Notre Dame, Tom Thayer played for three seasons with the USFL's Chicago Blitz and Arizona Wranglers before joining the Bears. One of the team's strongest players, Thayer earned his starting role at right guard four games into the 1985 season and eventually compiled consecutive game and consecutive start streaks that led the Bears during the late 1980s. Thayer left the Bears in 1992 after a distinguished eight-year career at offensive guard. He retired in 1993 after one season with the Miami Dolphins. Before joining the Bears radio team in 1997, Thayer worked for two years as a Bears analyst on WFLD-TV's pro football programming. A former all-state lineman at Joliet Catholic High, Thayer resides in Chicago.

Additionally, Joniak hosts "The Bears Insider" radio show on WBBM with Bears head coach Lovie Smith each Monday night during the season. On game days, Joniak and Bears analyst Tom Thayer co-host Bears produced television shows, "Bears Game Day Live" and "Bears Game Night Live".

The Bears Radio Network consists of at least 24 stations across Illinois and the Midwest.

The following affiliates are included (as of June 1, 2010):

KBOB-FM	Davenport, IA	104.9FM	WINI-AM	Murphysboro, IL	1420AM
KCPS-AM	Burlington, IA	1150AM	WIVR-FM	Watseka, IL	101.7FM
KGYM-AM	Cedar Rapids, IA	1600AM	WJBC-AM	Bloomington, IL	1230AM
WASK-AM	Lafayette, IN	1450AM	WJBC-FM	Pontiac, IL	93.7FM
WAWC-FM	Warsaw, IN	103.5FM	WLBK-AM	DeKalb, IL	1360AM
WBG-AM	Aurora, IL	1280AM	WLQI-FM	Rensselaer, IN	97.7FM
WCFF-FM	Danville, IL	92.5FM	WMYR-AM	Ft. Myers, FL	1410AM
WCNZ-AM	Naples, FL	1660AM	WRBR-FM	South Bend, IN	103.9FM
WDBQ-AM	Dubuque, IA	1490AM	WRHL-AM	Rochelle, IL	1060AM
WDZ-AM	Decatur, IL	1050AM	WVIL-FM	Virginia, IL	101.3FM
WDQX-FM	Peoria, IL	102.3FM	WVLI-FM	Kankakee, IL	95.1FM
WFBM-AM	Springfield, IL	1450AM	WXR-AM	Rockford, IL	104.9FM



CHICAGOBEAR.COM

YOUR #1 SOURCE FOR BEARS NEWS

ChicagoBears.com remains the No. 1 source for breaking Bears news, behind-the-scenes features, up-to-date roster and injury report information, and team merchandise. The comprehensive coverage on the team's official Web site offers fans worldwide an inside look at the Bears with the most accurate, up-to-date information available anywhere, and an enhanced streaming video format that features crystal clear video. ChicagoBears.com mobile, and ChicagoBears.com on Twitter now make it even easier to keep up with the latest developments. Fans can share their thoughts on the Web site's message boards or on Facebook.com/ChicagoBears as well as interact with ChicagoBears.com Senior Writer Larry Mayer in "Chalk Talk." Log on to ChicagoBears.com at home, at work or on the go during the 2010 season for the most comprehensive team coverage of your favorite NFL franchise.



CHICAGO BEARS PROGRAMMING

CHICAGO BEARS NETWORK

The Chicago Bears Network produces and distributes a broad range of television shows, radio shows, digital media and video-on-demand designed to give inside access to the team. The Chicago Bears Network's local partners include FOX Chicago, WBBM radio, Comcast SportsNet Chicago, Comcast Video-On-Demand and WSCR radio.



PRESEASON TELEVISION

Brought to you by NorthShore University HealthSystem

The Chicago Bears Network will produce three preseason games in 2011 airing locally on FOX Chicago and throughout the Midwest on the Chicago Bears network of stations.



Preseason Television Network

WFLD-Chicago, Ch. 32 (Flagship)	WIFR-Rockford, Ch. 23
KFXA-Cedar Rapids, Ch. 28	WRSP-Springfield, Ch. 55
KLJB-Quad Cities, Ch. 18	WSBT-South Bend, Ch. 22
WCCU-Champaign, Ch. 27	WMBD-Peoria, Ch. 31

Preseason Schedule

August 13	vs. Buffalo Bills	7:00 pm	FOX Chicago/Chicago Bears Network
August 27	at Tennessee Titans	7:00 pm	FOX Chicago/Chicago Bears Network
September 1	vs. Cleveland Browns	7:00 pm	FOX Chicago/Chicago Bears Network

Sam Rosen - Play-by-Play • Erik Kramer - Analyst • Lou Canellis - Sideline Reporter

WEEKLY TELEVISION SHOWS

BEARS GAMEDAY LIVE

Brought to you by Subway

Sundays 10:30 am FOX Chicago

Bears Gameday Live is the official pregame show of the Chicago Bears and is part of a must-see lineup of Bears shows on FOX Chicago every Sunday morning during the season. Bears Gameday Live provides exclusive access into the Chicago Bears and live pregame information from the field. Bears announcers Tom Thayer and Jeff Joniak provide live, up-to-the-second updates on field conditions, injuries and team news from the playing field. Lou Canellis hosts.



Sunday Morning FOX Lineup

10:00 am	FOX Kickoff Sunday
10:30 am	Bears Gameday Live
11:00 am	FOX NFL Sunday



BEARS GAMENIGHT LIVE

Brought to you by Toyota

Sundays 10:35 pm FOX Chicago

Bears Gamernight Live airs on Sunday nights following "The Final Word" on FOX Chicago. Bears Gamernight Live is a full half-hour of postgame coverage featuring an exclusive interview with Bears head coach Lovie Smith. The Sounds of the Game segment features a "mic'd up" player for each game. Jeff Joniak and Tom Thayer analyze the game in-studio with host Lou Canellis.





PROGRAMMING 

UNITED BEARS RECAP

Brought to you by United Airlines

Mondays 4:30 pm Comcast SportsNet Chicago

United Bears Recap on Comcast SportsNet features head coach Lovie Smith's Monday press conference along with a complete wrap-up of Sunday's game.



BEARS BLITZ

Brought to you by Jimmy John's

Wednesdays and Thursdays 4:30 pm Comcast SportsNet Chicago

Bears Blitz on Comcast Sportsnet Chicago gives Bears fans access to Bears weekly press conferences and player interviews every Wednesday and Thursday during the season. Bears Blitz will cover all Bears news that happens during the practice week.



MULTIMEDIA

THE BEARS ZONE

Video-On-Demand on Comcast

The Bears Zone is located on Comcast digital cable systems under the NFL Network menu. The Bears Zone features a full menu of Bears-related videos, highlights, historic highlights and stories you can watch at any time.



Chicago Bears Network on ChicagoBears.com

Visit ChicagoBears.com to watch a full range of Bears videos, news updates, stories, press conferences and highlights. Video and audio are located in the multimedia section of the website and the most current video appears on the home page.



WEEKLY RADIO SHOWS

BEARS INSIDER

Brought to you by NorthShore University HealthSystem

Mondays 7:00 pm WBBM-AM 780

The Bears Insider radio show airs on the Bears flagship radio station WBBM-AM Newsradio 780. Hosted by the voice of the Bears, Jeff Joniak, and featuring head coach Lovie Smith as a live guest, Bears Insider is an hour-long show starting at 7 pm on Monday nights.



BEARS ALL ACCESS

Brought to you by Sports Authority

Thursdays 6:00 pm WSCR-AM 670

Bears All Access airs at 6 pm Thursday nights on WSCR "The Score". Host Zach Zaidman turns over the microphone to various Bears players and lets them present the players' perspective on Bears football.



ADDITIONAL INFO

FOX
CHICAGO

HOME OF THE
BEARS

BEARS
FOOTBALL

FOX
ATTITUDE!



Lou Canellis



BEARS CARE®

About Bears Care

Bears Care, the charitable beneficiary of the Chicago Bears, conducts and partners in a variety of fundraising events throughout the year as part of its commitment to improving the lives of those in our community. Bears Care impacts thousands of Chicago area individuals and families annually, with grants to qualifying agencies that serve those in need. With the generous participation of Chicago Bears' players and staff, area businesses and organizations, as well as individual donors, Bears Care is able to bring together human and financial resources to help tackle the needs of Chicago.


BEARS CARE IN THE COMMUNITY



2011 Bears Care Gala



Back to School Fair



Gameday Grrreetings



Midtown 5K Walk & Run



Youth Football - "Take the Field"



Real Bears Fans Wear Pink



Holiday Initiative



Bear Appetit

Bears Care's mission is to support targeted programs in the areas of education, youth athletics, and medical research and health awareness programs focused on breast and ovarian cancer. For additional information on Bears Care programs and upcoming events, or if you wish to make a donation, e-mail bearscare@bears.nfl.com

CHICAGO BEARS IN THE COMMUNITY



The Chicago Bears Football Club is dedicated to making a difference in our community. Our organization inspires positive change and enriches the lives of others through outreach programs, initiatives and partnerships. We are proud to give back to the community that has supported us since 1920.

The Chicago Bears implement and support numerous community programs, which focus primarily on the areas of education, youth fitness, health and wellness, youth football, volunteerism and military. These initiatives provide essential support to schools, youth organizations, charities and community groups throughout the Chicago area.

EDUCATION

The Chicago Bears recognize the importance of offering and supporting education programs for children from grade levels kindergarten through high school. Whether teaching children to read, encouraging them to become better citizens, or discussing life experiences, our desire is to instill a characteristic vital to their development: hope. Children are our future, and an educated child equates to a better future.



HEALTH AND WELLNESS

The Chicago Bears are dedicated to supporting children and families affected by serious illness or disability. Our health and wellness initiatives include hospital visits, wish granting experiences, awareness programs, preventive measure campaigns, donations and advocacy. We provide support to health-focused charities and wellness programs that benefit specific causes. We are committed to brightening the spirits of those in need.



NFL PLAY 60

NFL PLAY 60 is the National Football League's youth health and fitness campaign. Designed to help tackle childhood obesity, PLAY 60 focuses on making the next generation of kids the most active and healthy by encouraging them to get at least 60 minutes of physical activity every day. The Chicago Bears implement the PLAY 60 message through a variety of in-school, after-school, web-based and youth-targeted programs, all emphasizing the importance of physical fitness and healthy lifestyles. We encourage kids to... Get Up and Play, 60 Minutes a Day!



For more information about Bears community programs, please visit us on the web at www.ChicagoBears.com/community.



YOUTH FOOTBALL

Today's youth football players are the NFL stars of tomorrow. The Chicago Bears have always taken an active role in offering and supporting a variety of youth football programs and opportunities throughout the Chicago area. Through our youth camps, tackle and flag leagues, skills development clinics and junior training camps, our goal remains the same – to encourage children to play football.



BEARS CAMPS

Chicago Bears Youth Football Camps are the official youth camps of the Chicago Bears. Children between the ages of 6-14 learn to run, throw, catch, defend, form block, form tackle and explode out of a stance with proper technique and improved speed. These week-long camps feature safe, non-contact football instruction and athletic development as well as instruction about good nutrition, proper hydration, and rest and recovery. For more information about Chicago Bears Youth Football Camps, please visit www.BearsCamps.com or call 312-226-7776.



MILITARY

The Chicago Bears are dedicated to supporting the men and women in the United States Military, and our ties date back to when our founder, George S. Halas, served in the U.S. Navy during World War II. We are proud to continue this tradition through numerous programs and initiatives that provide support and show thanks to those who serve our country and protect our freedom. We also honor the history and heritage of Soldier Field, which is a memorial to all the men and women who have served our country.



VOLUNTEERISM

Hands-on volunteerism is one of the most fulfilling and rewarding ways to give back to the community. The Chicago Bears understand the importance of finding the time to actively make a difference in the lives of people who are most in need. Because of this, we implement and support a wide variety of programs that encourage not only Bears players, coaches and staff, but entire communities, to join together to help deserving individuals, children and families throughout Chicagoland.



COMMUNITY RELATIONS CONTACT INFORMATION

Caroline Schrenker
Director
(847) 739-5364
Caroline.Schrenker@bears.nfl.net

Jessica Kies
Manager
(847) 739-5308
jessica.kies@bears.nfl.net

Kate Rackow
Coordinator
(847) 739-5343
kate.rackow@bears.nfl.net

Matt Simeone
Coordinator
(847) 739-5418
matt.simeone@bears.nfl.net

NFL PUBLIC RELATIONS DIRECTORY

National Football League	280 Park Avenue, New York, NY 10017	(212) 450-2000
Pro Football Hall of Fame	2121 George Halas Dr. NW, Canton, OH 44708	(330) 456-8207
Elias Sports Bureau	500 Fifth Avenue, New York, NY 10036	(212) 869-1530

Team	PR Contact	Phone Number
Arizona Cardinals	Mark Dalton	(602) 379-0101
Atlanta Falcons	Reggie Roberts	(770) 965-3115
Baltimore Ravens	Kevin Byrne	(410) 701-4000
Buffalo Bills	Scott Berchtold	(716) 648-1800
Carolina Panthers	Charlie Dayton	(704) 358-7000
Chicago Bears	Jim Christman	(847) 295-9657
Cincinnati Bengals	Jack Brennan	(513) 621-3550
Cleveland Browns	Neal Gulkis	(216) 891-5000
Dallas Cowboys	Rich Dalrymple	(972) 556-9900
Denver Broncos	Patrick Smyth	(303) 649-9000
Detroit Lions	Matt Barnhart	(313) 216-4000
Green Bay Packers	Jason Wahlers	(920) 496-5700
Houston Texans	Kevin Cooper	(832) 667-2000
Indianapolis Colts	Avis Roper	(317) 297-2658
Jacksonville Jaguars	Dan Edwards	(904) 633-6000
Kansas City Chiefs	Pam Kramer	(816) 920-9300
Miami Dolphins	Harvey Greene	(954) 452-7000
Minnesota Vikings	Bob Hagen	(952) 828-6500
New England Patriots	Stacey James	(508) 543-8200
New Orleans Saints	Greg Bensel	(504) 731-1799
New York Giants	Pat Hanlon	(201) 935-8111
New York Jets	Bruce Speight	(516) 560-8100
Oakland Raiders	Mike Taylor	(510) 864-5000
Philadelphia Eagles	Derek Boyko	(215) 463-2500
Pittsburgh Steelers	Burt Lauten	(412) 432-7820
St. Louis Rams	Ted Crews	(314) 982-7267
San Diego Chargers	Bill Johnston	(858) 874-4500
San Francisco 49ers	Bob Lange	(408) 562-4949
Seattle Seahawks	Dave Pearson	(425) 827-9777
Tampa Bay Buccaneers	Jonathan Grella	(813) 870-2700
Tennessee Titans	Robbie Bohren	(615) 565-4000
Washington Redskins	Tony Wylie	(703) 726-7000

NFL CALENDAR

Sat., July 30	Training camp practices begin – Bourbonnais, Ill.
Tue., Aug. 30	Roster cut to 75
Sat., Sept. 3	Roster cut to 53
Sun., Sept. 4	Clubs may establish a practice squad of eight players
Sun., Sept. 11	Regular season opener vs. Atlanta Falcons (Noon)
Tue., Oct. 18	Trading deadline
Sun., Jan. 1, 2012	Regular season ends at Minnesota Vikings (Noon*)
Jan. 7-8	Wild Card Weekend
Jan. 14-15	Divisional Playoff games
Sun., Jan. 22	Conference Championships
Sun., Jan. 29	AFC-NFC Pro Bowl – Honolulu, HI
Sun., Feb. 5	Super Bowl XLVI – Indianapolis, IN

*Game time subject to change

**BEARS PRESEASON SCHEDULE**

<u>DATE</u>	<u>OPPONENT</u>	<u>TIME</u>	<u>NETWORK</u>
August 13	BUFFALO BILLS	7:00 pm	FOX
August 22	at New York Giants	7:00 pm	ESPN
August 27	at Tennessee Titans	7:00 pm	FOX
September 1	CLEVELAND BROWNS	7:00 pm	FOX

NFL PRESEASON SCHEDULE**WEEK 1** (August 11-15)

Seattle at San Diego (ESPN, 8/11)
 Tampa Bay at Kansas City (FOX, 8/12)
 NY Jets at Houston (ESPN, 8/15)
 Arizona at Oakland
 Baltimore at Philadelphia
 Buffalo at Chicago
 Cincinnati at Detroit
 Denver at Dallas
 Green Bay at Cleveland
 Indianapolis at St. Louis
 Jacksonville at New England
 Miami at Atlanta
 Minnesota at Tennessee
 NY Giants at Carolina
 Pittsburgh at Washington
 San Francisco at New Orleans

WEEK 2 (August 18-22)

Philadelphia at Pittsburgh (FOX, 8/18)
 Atlanta at Jacksonville (FOX, 8/19)
 Chicago at NY Giants (ESPN, 8/22)
 Arizona at Green Bay
 Buffalo at Denver
 Carolina at Miami
 Cincinnati at NY Jets
 Detroit at Cleveland
 Kansas City at Baltimore
 Minnesota at Seattle
 New England at Tampa Bay
 New Orleans at Houston
 Oakland at San Francisco
 San Diego at Dallas
 Tennessee at St. Louis
 Washington at Indianapolis

WEEK 3 (August 25-28)

Washington at Baltimore (ESPN, 8/25)
 Green Bay at Indianapolis (CBS, 8/26)
 New England at Detroit (CBS, 8/27)
 New Orleans at Oakland (NBC, 8/28)
 Atlanta at Pittsburgh
 Carolina at Cincinnati
 Chicago at Tennessee
 Cleveland at Philadelphia
 Dallas at Minnesota
 Houston at San Francisco
 Jacksonville at Buffalo
 Miami at Tampa Bay
 NY Jets at NY Giants
 St. Louis at Kansas City
 San Diego at Arizona
 Seattle at Denver

WEEK 4 (Sept. 1-2)

Baltimore at Atlanta
 Cleveland at Chicago
 Dallas at Miami
 Denver at Arizona
 Detroit at Buffalo
 Houston at Minnesota
 Indianapolis at Cincinnati
 Kansas City at Green Bay
 NY Giants at New England
 Oakland at Seattle
 Philadelphia at NY Jets
 Pittsburgh at Carolina
 St. Louis at Jacksonville
 San Francisco at San Diego
 Tampa Bay at Washington
 Tennessee at New Orleans

2011 NFL SCHEDULE

WEEK 1

Thursday, September 8	
New Orleans at Green Bay	7:30p
Sunday, September 11	
Pittsburgh at Baltimore	Noon
Atlanta at Chicago	Noon
Cincinnati at Cleveland	Noon
Indianapolis at Houston	Noon
Tennessee at Jacksonville	Noon
Buffalo at Kansas City	Noon
Philadelphia at St. Louis	Noon
Detroit at Tampa Bay	Noon
Carolina at Arizona	3:15p
Minnesota at San Diego	3:15p
Seattle at San Francisco	3:15p
N.Y. Giants at Washington	3:15p
Dallas at N.Y. Jets	7:20p
Monday, September 12	
New England at Miami	6:00p
Oakland at Denver	9:15p

WEEK 2

Sunday, September 18	
Oakland at Buffalo	Noon
Green Bay at Carolina	Noon
Kansas City at Detroit	Noon
Cleveland at Indianapolis	Noon
Tampa Bay at Minnesota	Noon
Chicago at New Orleans	Noon
Jacksonville at N.Y. Jets	Noon
Seattle at Pittsburgh	Noon
Baltimore at Tennessee	Noon
Arizona at Washington	Noon
Dallas at San Francisco	3:05p
Cincinnati at Denver	3:15p
Houston at Miami	3:15p
San Diego at New England	3:15p
Philadelphia at Atlanta	7:20p
Monday, September 19	
St. Louis at N.Y. Giants	7:30p

WEEK 3

Sunday, September 25	
New England at Buffalo	Noon
Jacksonville at Carolina	Noon
San Francisco at Cincinnati	Noon
Miami at Cleveland	Noon
Detroit at Minnesota	Noon
Houston at New Orleans	Noon
N.Y. Giants at Philadelphia	Noon
Denver at Tennessee	Noon
N.Y. Jets at Oakland	3:05p
Baltimore at St. Louis	3:05p
Kansas City at San Diego	3:05p
Green Bay at Chicago	3:15p
Arizona at Seattle	3:15p
Atlanta at Tampa Bay	3:15p
Pittsburgh at Indianapolis	7:20p
Monday, September 26	
Washington at Dallas	7:30p

WEEK 4

Sunday, October 2	
Carolina at Chicago	Noon
Buffalo at Cincinnati	Noon
Tennessee at Cleveland	Noon
Detroit at Dallas	Noon
Pittsburgh at Houston	Noon
New Orleans at Jacksonville	Noon
Minnesota at Kansas City	Noon
San Francisco at Philadelphia	Noon
Washington at St. Louis	Noon
N.Y. Giants at Arizona	3:05p
Atlanta at Seattle	3:05p
Denver at Green Bay	3:15p
New England at Oakland	3:15p
Miami at San Diego	3:15p
N.Y. Jets at Baltimore	7:20p
Monday, October 3	
Indianapolis at Tampa Bay	7:30p

WEEK 5

Open Dates: Baltimore, Cleveland, Dallas, Miami, St. Louis, Washington	
Sunday, October 9	
Philadelphia at Buffalo	Noon
New Orleans at Carolina	Noon
Oakland at Houston	Noon
Kansas City at Indianapolis	Noon
Cincinnati at Jacksonville	Noon
Arizona at Minnesota	Noon
Seattle at N.Y. Giants	Noon
Tennessee at Pittsburgh	Noon
Tampa Bay at San Francisco	3:05p
San Diego at Denver	3:15p
N.Y. Jets at New England	3:15p
Green Bay at Atlanta	7:20p
Monday, October 10	
Chicago at Detroit	7:30p

WEEK 6

Open Dates: Arizona, Denver, Kansas City, San Diego, Seattle, Tennessee	
Sunday, October 16	
Carolina at Atlanta	Noon
Indianapolis at Cincinnati	Noon
San Francisco at Detroit	Noon
St. Louis at Green Bay	Noon
Buffalo at N.Y. Giants	Noon
Jacksonville at Pittsburgh	Noon
Philadelphia at Washington	Noon
Houston at Baltimore	3:05p
Cleveland at Oakland	3:05p
Dallas at New England	3:15p
New Orleans at Tampa Bay	3:15p
Minnesota at Chicago	7:20p
Monday, October 17	
Miami at N.Y. Jets	7:30p

WEEK 7

Open Dates: Buffalo, Cincinnati, New England, N.Y. Giants, Philadelphia, San Francisco	
Sunday, October 23	
Washington at Carolina	Noon
Seattle at Cleveland	Noon
Atlanta at Detroit	Noon
Denver at Miami	Noon
San Diego at N.Y. Jets	Noon
Chicago at Tampa Bay (London)	Noon
Houston at Tennessee	Noon
Pittsburgh at Arizona	3:05p
Kansas City at Oakland	3:05p
St. Louis at Dallas	3:15p
Green Bay at Minnesota	3:15p
Indianapolis at New Orleans	7:20p
Monday, October 24	
Baltimore at Jacksonville	7:30p

WEEK 8

Open Dates: Atlanta, Chicago, Green Bay, N.Y. Jets, Oakland, Tampa Bay	
Sunday, October 30	
Arizona at Baltimore	Noon
Minnesota at Carolina	Noon
Jacksonville at Houston	Noon
Miami at N.Y. Giants	Noon
New Orleans at St. Louis	Noon
Indianapolis at Tennessee	Noon
Washington at Buffalo (Toronto)	3:05p
Detroit at Denver	3:05p
New England at Pittsburgh	3:15p
Cleveland at San Francisco	3:15p
Cincinnati at Seattle	3:15p
Dallas at Philadelphia	7:20p
Monday, October 31	
San Diego at Kansas City	7:30p

WEEK 9

Open Dates: Carolina, Detroit, Jacksonville, Minnesota	
Sunday, November 6	
N.Y. Jets at Buffalo	Noon
Seattle at Dallas	Noon
Cleveland at Houston	Noon
Atlanta at Indianapolis	Noon
Miami at Kansas City	Noon
Tampa Bay at New Orleans	Noon
San Francisco at Washington	Noon
Denver at Oakland	3:05p
Cincinnati at Tennessee	3:05p
St. Louis at Arizona	3:15p
N.Y. Giants at New England	3:15p
Green Bay at San Diego	3:15p
Baltimore at Pittsburgh	7:20p
Monday, November 7	
Chicago at Philadelphia	7:30p



2011 NFL SCHEDULE

WEEK 10

Thursday, November 10	
Oakland at San Diego	7:20p
Sunday, November 13	
New Orleans at Atlanta	Noon
Tennessee at Carolina	Noon
Detroit at Chicago	Noon
Pittsburgh at Cincinnati	Noon
St. Louis at Cleveland	Noon
Buffalo at Dallas	Noon
Jacksonville at Indianapolis	Noon
Denver at Kansas City	Noon
Washington at Miami	Noon
Arizona at Philadelphia	Noon
Houston at Tampa Bay	Noon
Baltimore at Seattle	3:05p
N.Y. Giants at San Francisco	3:15p
New England at N.Y. Jets*	7:20p
Monday, November 14	
Minnesota at Green Bay	7:30p

WEEK 13

Thursday, December 1	
Philadelphia at Seattle	7:20p
Sunday, December 4	
Tennessee at Buffalo	Noon
Kansas City at Chicago	Noon
Baltimore at Cleveland	Noon
Atlanta at Houston	Noon
Oakland at Miami	Noon
Detroit at New Orleans	Noon
Cincinnati at Pittsburgh	Noon
Carolina at Tampa Bay	Noon
N.Y. Jets at Washington	Noon
Denver at Minnesota	3:05p
Dallas at Arizona	3:15p
Green Bay at N.Y. Giants	3:15p
St. Louis at San Francisco	3:15p
Indianapolis at New England*	7:20p
Monday, December 5	
San Diego at Jacksonville	7:30p

WEEK 16

Thursday, December 22	
Houston at Indianapolis	7:20p
Saturday, December 24	
Cleveland at Baltimore	Noon
Denver at Buffalo	Noon
Tampa Bay at Carolina	Noon
Arizona at Cincinnati	Noon
Oakland at Kansas City	Noon
Miami at New England	Noon
N.Y. Giants at N.Y. Jets	Noon
St. Louis at Pittsburgh	Noon
Jacksonville at Tennessee	Noon
Minnesota at Washington	Noon
San Diego at Detroit	3:05p
Philadelphia at Dallas	3:15p
San Francisco at Seattle	3:15p
Sunday, December 25	
Chicago at Green Bay	7:20p
Monday, December 26	
Atlanta at New Orleans	7:30p

WEEK 11

Open Dates: Houston, Indianapolis, New Orleans, Pittsburgh	
Thursday, November 17	
N.Y. Jets at Denver	7:20p
Sunday, November 20	
Tennessee at Atlanta	Noon
Cincinnati at Baltimore	Noon
Jacksonville at Cleveland	Noon
Carolina at Detroit	Noon
Tampa Bay at Green Bay	Noon
Buffalo at Miami	Noon
Oakland at Minnesota	Noon
Dallas at Washington	Noon
Seattle at St. Louis	3:05p
Arizona at San Francisco	3:05p
San Diego at Chicago	3:15p
Philadelphia at N.Y. Giants*	7:20p
Monday, November 21	
Kansas City at New England	7:30p

WEEK 14

Thursday, December 8	
Cleveland at Pittsburgh	7:20p
Sunday, December 11	
Indianapolis at Baltimore	Noon
Atlanta at Carolina	Noon
Houston at Cincinnati	Noon
Minnesota at Detroit	Noon
Oakland at Green Bay	Noon
Tampa Bay at Jacksonville	Noon
Philadelphia at Miami	Noon
Kansas City at N.Y. Jets	Noon
New Orleans at Tennessee	Noon
New England at Washington	Noon
San Francisco at Arizona	3:05p
Chicago at Denver	3:05p
Buffalo at San Diego	3:15p
N.Y. Giants at Dallas*	7:20p
Monday, December 12	
St. Louis at Seattle	7:30p

WEEK 17

Sunday, January 1, 2012	
Tampa Bay at Atlanta	Noon
Baltimore at Cincinnati	Noon
Pittsburgh at Cleveland	Noon
Detroit at Green Bay	Noon
Tennessee at Houston	Noon
Indianapolis at Jacksonville	Noon
N.Y. Jets at Miami	Noon
Chicago at Minnesota	Noon
Buffalo at New England	Noon
Carolina at New Orleans	Noon
Dallas at N.Y. Giants	Noon
Washington at Philadelphia	Noon
San Francisco at St. Louis	Noon
Seattle at Arizona	3:15p
Kansas City at Denver	3:15p
San Diego at Oakland	3:15p

* Sunday night game in Week 17 TBD

WEEK 12

Thursday, November 24	
Green Bay at Detroit	11:30a
Miami at Dallas	3:15p
San Francisco at Baltimore	7:20p
Sunday, November 27	
Minnesota at Atlanta	Noon
Cleveland at Cincinnati	Noon
Carolina at Indianapolis	Noon
Houston at Jacksonville	Noon
Buffalo at N.Y. Jets	Noon
Arizona at St. Louis	Noon
Tampa Bay at Tennessee	Noon
Chicago at Oakland	3:05p
Washington at Seattle	3:05p
New England at Philadelphia	3:15p
Denver at San Diego	3:15p
Pittsburgh at Kansas City*	7:20p
Monday, November 28	
N.Y. Giants at New Orleans	7:30p

WEEK 15

Thursday, December 15	
Jacksonville at Atlanta	7:20p
Saturday, December 17	
Dallas at Tampa Bay	7:20p
Sunday, December 18	
Miami at Buffalo	Noon
Seattle at Chicago	Noon
Carolina at Houston	Noon
Tennessee at Indianapolis	Noon
Green Bay at Kansas City	Noon
New Orleans at Minnesota	Noon
Washington at N.Y. Giants	Noon
Cincinnati at St. Louis	Noon
Detroit at Oakland	3:05p
Cleveland at Arizona	3:15p
New England at Denver	3:15p
N.Y. Jets at Philadelphia	3:15p
Baltimore at San Diego*	7:20p
Monday, December 19	
Pittsburgh at San Francisco	7:30p

POSTSEASON

January 7-8, 2012
AFC-NFC Wild Card Playoffs

January 14-15, 2012
AFC-NFC Divisional Playoffs

Sunday, January 22, 2012
AFC-NFC Championship Games

Sunday, January 29, 2012
AFC-NFC Pro Bowl (NBC)
Honolulu, Hawaii

Sunday, February 5, 2012
Super Bowl XLVI (NBC)
Indianapolis, IN

* Sunday night games in Weeks 10-15
subject to change

CHICAGO BEARS MEDIA GUIDE INDEX

100-Yard Receiving Games	257-259
100-Yard Rushing Games	254-256
2010 Defense and Special Teams Stats	164
2010 Final Statistics	162-163
2010 Game Summaries	168-175
2010 NFL Standings	178
2010 Participation Chart	165
2010 Playoff Game Summaries	176
2010 Playoff Statistics	177
2010 Preseason Statistics	167
2010 Starting Lineups	166
2011 NFL Preseason Schedule	425
2011 NFL Regular Season Schedule	426-427
2011-12 NFL Calendar	424
300-Yard Passing Games	260
4th Phase	413
Adams, Anthony	40-41
All-Pro	400
All-Time Assistant Coaches	299-300
All-Time Bears Drafts	264-272
All-Time Bears Jersey Numbers	273-282
All-Time Bears Roster	283-296
All-Time First-Round Draft Picks	263
All-Time Practice Squad	297-298
All-Time Results, Year-by-Year	332-382
Angelo, Jerry	7-8
Annual Interception Leaders	251
Annual Kickoff Return Leaders	250
Annual Passing Leaders	245-246
Annual Punt Return Leaders	249
Annual Punting Leaders	252
Annual Receiving Leaders	247-248
Annual Rushing Leaders	244
Annual Sacks Leaders	253
Annual Scoring Leaders	243
Arthur, Jim	28
Attendance	242
Babich, Bob	17
Barber, Marion	42-43
Bears Care	421
Bell, Kahli	44
Bennett, Earl	45-46
Board of Directors	4
Bowman, Zackary	47-48
Briggs, Lance	49-51
Broadcasting	418-419
Byrd, Gill	18
Carini, Gabe	142
ChicagoBears.com	417
Christmas Day	398
Clark, Desmond	52-53
Community Relations	422-423
Conte, Chris	144
Cutler, Jay	54-57
Davis, Kellen	58
Day, Shane	19
DeBord, Mike	20
Drake, Darryl	21
Enderle, Nathan	145
First-Year/Rookie Roster	158
Football Staff	29-31
Forti, Matt	59-61
Garza, Roberto	62-63
Gholston, Vernon	64-65
Gould, Robbie	66-68
Graham, Corey	69-70
Halas Hall	410
Hall of Famers	236-241
Hanie, Caleb	71
Harris, Chris	72-74
Harrison, Marcus	75
Hayes-Stoker, Andrew	27
Hester, Devin	76-80
Historical Biographies	234-235
Historical Highlights	230-233
Hoke, Jon	22
How the Bears were Built	160
Hurd, Sam	81-82
Idonije, Israel	83-85

Individual Postseason Records	213-215
Individual Records	184-194
Individual Rookie Records	183
Iwuh, Brian	86
Jennings, Tim	87
Jones, Rusty	28
Knox, Johnny	88-89
Last Time, The	180-182
Louis, Lance	90
Mannely, Patrick	91-92
Marinelli, Rod	12
Martz, Mike	13-14
Media Information	415
Melton, Henry	93-94
Monday Night Football	396-397
Moore, D.J.	95-96
Moore, Joshua	97
New Year's Day	398
O'Dea, Kevin	23
Office Staff	32-38
Okoye, Amobi	98-99
Omyale, Frank	100
Opponent's Individual Records	195-196
Overtime Record	399
Paea, Stephen	143
Peppers, Julius	101-104
Phair, Mike	24
Phillips, Ted	6
Piccolo Award	411
Players with Pro Experience	134-140
Playoff Game Summaries	308-331
Podlesh, Adam	105-106
Postseason Results	307
Postseason Team Records-Defense	223-224
Postseason Team Records-Offense	216-222
Preseason Results, Year-by-Year	301-306
Pro Bowlers	401-402
Public Relations Directory	424
Quarterback Ratings	246
Quarterbacks Starting Records	261-262
Radio	416
Richard Dent Tribute	2
Roach, Nick	107-108
Smith, Lovie	9-11
Smith, Mikal	27
Soldier Field	404-409
Soldier Field Parking & Seating Charts	409
Soldier Field, History	404-406
Soldier Field, Tribute and Honoring Tradition	407-408
Spaeth, Matt	109-110
Spencer, Chris	111
Spencer, Tim	25
Stadium Codes	384
Stadium Seating Chart	409
Staff Directory	4-5
Staley	412
Steltz, Craig	112-113
Sunday Night Football	397
Table of Contents	3
Taylor, Chester	114-117
Team Records-Defense	205-212
Team Records-Offense	197-204
Team-by-Team Series Records	385-395
Team-by-Team Summary	383
Thanksgiving Day	398
Thomas, J.T.	146
Tice, Mike	26
Tillman, Charles	118-120
Toelaine, Matt	121
Toub, Dave	15-16
Training Camp Information	414
Undrafted Free Agents	147-157
Urlacher, Brian	122-125
Veteran Roster	159
Webb, J. Marcus	126
Who We Are	1
Williams, Chris	132
Williams, Edwin	128
Williams, Roy	129-131

Wootton, Corey	132
Wright, Major	133
INFORMATION BOXES	
2011 Contract Expiration	40
40 Rushes vs. 40 Passes	255
Active Bears Leaders Games Played/Started	60
Air Miles Flown	99
All-Time NFC North Standings	92
Award Winners, 2010	96
Bears Leading Tacklers	94
Bears Share	140
Bears Team Physicians	65
Blown Leads	110
Championship Leaders	336
Come-From-Behind Wins	82
Contract Expiration	46
Directions to Halas Hall	73
Divisional Challenge	395
Draftees, Most by School	148
Field Goal Accuracy, Gould Top 5	163
First Postseason Pass/TD	55
Forti Records Franchise First	244
Franchise Moves	339
Free Agent Signings, Chicago Bears	22
Hall of Fame Partners	405
Hall of Famers, Bears by Championship Year	240-241
Hall of Famers, Bears by Ind. Championship	238-239
Hall of Famers, by Franchise	241
Head Coaches, Bears All-Time	31
Helmless Player, Last	53
Home Stadiums of the Bears	23
Hotels, 2010 Bears Team	415
Injured Reserve since 2000	187
International Games	394
Kick Return TDs	249
Kickoff Return Leader	250
Kickoff Weekend Wins	14
Longest Plays at Soldier Field	194
Longest Win/Lose Streaks vs. 1 Team	196
Man of the Year, Walter Payton	131
McCasky, Ed, Memorial Garden	410
Naming the Bears	222
NFC Central Standings, All-Time	402
Offensive Linemen Scores	63
Opening Day Rookie Starters	138
Payton, Walter Center	410
Piccolo Award Winners, All-Time	411
Playoff Appearances	80
Playoffs, Bears Record	307
Points, Gould Consecutive 100-Point Seasons	243
Practice Squad to the 53-man Roster	298
Pronunciation Guide	157
QB Rating Formula	262
QBs, First Postseason Start	113
Quarter-by-Quarter Scoring, 2010	29
Receiving Leader	248
Record by Home Stadium	338
Record vs. Extinct Franchises	384
Record, Bears at Wrigley Field	398
Retired Numbers	337
Rookie QB Performances	27
Rookie Starters	30
Shulouts	186
Special Teams Rankings	16
Staley da Bear	412
Super Bowl Television Audiences	300
Super Bowl, Future Sites	6
Tackle Pacesetters	154
Takeaway Leaders	212
Takeaways/Giveaways, Bears Year-by-Year	306
Transactions, 2011 Offseason	18-20
Uniform, Evolution of Bears	24
Weather, Chicago	253
Weather, Games Played in Cold	252
Wins, 700 in Bears History	247
Youth For Life: Remembering Walter Payton	61



**OFFICIAL
BEER
PARTNER
OF YOUR
CHICAGO
BEARS**



**GREAT BEER
GREAT RESPONSIBILITY**

©2011 MILLER BREWING CO., MILWAUKEE, WI

2011 SCHEDULE

PRESEASON

SAT AUG 13	BILLS	7:00 PM	FOX
Mon Aug 22	@ NY Giants	7:00pm	ESPN
Sat Aug 27	@ Tennessee	7:00 pm	FOX
THU SEP 1	BROWNS	7:00PM	FOX

REGULAR SEASON

SUN SEP 11	FALCONS	NOON	FOX
Sun Sep 18	@ New Orleans	Noon	FOX
SUN SEP 25	PACKERS	3:15 PM	FOX
SUN OCT 2	PANTHERS	NOON	FOX
Mon Oct 10	@ Detroit	7:30 pm	ESPN
SUN OCT 16	VIKINGS	7:20 PM	NBC
Sun Oct 23	@ Tampa Bay (London)	Noon	FOX
Sun Oct 30	Bye Week		
Mon Nov 7	@ Philadelphia	7:30 pm	ESPN
SUN NOV 13	LIONS	NOON*	FOX
SUN NOV 20	CHARGERS	3:15 PM*	CBS
Sun Nov 27	@ Oakland	3:05 pm*	FOX
SUN DEC 4	CHIEFS	NOON*	CBS
Sun Dec 11	@ Denver	3:05 pm*	Fox
SUN DEC 18	SEAHAWKS	NOON*	FOX
Sun Dec 25	@ Green Bay	7:20 pm	NBC
Sun Jan 1	@ Minnesota	Noon*	FOX

All games Central Time, home games in CAPS and BOLD

* Game time subject to change

FOR TICKETS

CHICAGOBEARS.COM

OR (847) 615-BEAR



SUNDAYS
10:30 AM



SUNDAYS
10:35 PM



MONDAYS
7:00 PM

WBBM NEWSRADIO 780



THURSDAYS
6:00 PM
670 THE SCORE

All Bears games are broadcast live on



GET **15%** OFF



Get 15% off your purchases
at the Bears Pro Shop.

Kick off every game with great savings.

The Chase Chicago Bears Debit Card. Chase, the Official Bank of The Chicago Bears, is proud to offer the Chicago Bears Debit Card. Your Bears Debit Card gets you 15% off on card purchases at the Bears Pro Shop. Add it to your roster.



CHASE

**Visit your nearest Chase branch
to sign up for your card today.**