



CHICAGO BEARS

# MEDIA GUIDE

2007



Going for two is a given.



the **Coke** side of life



## THE STAFF

Board of Directors	2
Staff Directory	3
Chicago Bears by the Decade	4-5
President & CEO Ted Phillips	6-7
General Manager Jerry Angelo	8-9
Coaching Staff	10-32
Lovie Smith	10-13
Bob Babich	14
Ron Turner	15-16
Dave Toub	17-18
Rob Boras	19
Luke Butkus	20
Gill Byrd	21
Darryl Drake	22
Brick Haley	23
Pep Hamilton	24
Harry Hiestand	25
Lloyd Lee	26
Charles London	27
Hardy Nickerson	28
Kevin O'Dea	29
Tim Spencer	30
Steven Wilks	31
Rusty Jones	32
Jim Arthur	32
Football Staff	33-35
Office Staff	36-41

## THE PLAYERS

Adams, Anthony	44-45
Anderson, Mark	46
Archuleta, Adam	47-49
Ayanbadejo, Brendon	50-51
Ayanbadejo, Obafemi	52-53
Benson, Cedric	54-55
Berrian, Bernard	56-57
Bradley, Mark	58
Briggs, Lance	59-61
Brown, Alex	62-64
Brown, Mike	65-67
Brown, Ruben	68-69
Clark, Desmond	70-72
Davis, Rashied	73-74
Dvoracek, Dusty	75
Garay, Antonio	76
Garza, Roberto	77-78
Gilmore, John	79-80
Gould, Robbie	81-82
Griese, Brian	83-87
Grossman, Rex	88-91
Harris, Chris	92-93
Harris, Tommie	94-95
Hester, Devin	96-97
Hillmeyer, Hunter	98-99
Idomje, Israel	100-101
Joe, Leon	102
Kreutz, Olin	103-104
Mannely, Patrick	105-106
Manning, Danica	107
Manning Jr., Ricky	108-110
Maynard, Brad	111-112
McKie, Jason	113-114
Metcalfe, Terrence	115
Miller, Fred	116-117
Muhammad, Mubsin	118-121
Ogunleye, Adewale	122-124
Orton, Kyle	125-126
Peterson, Adrian	127-128
Reed, Tyler	129
St. Clair, John	130
Tait, John	131-132
Tillman, Charles	133-135
Ulfacher, Brian	136-139
Vasher, Nathan	140-142
Wesley, Dante	143-144
Williams, Jamar	145
Wilson, Rod	146
2007 Draftees	
Olsen, Greg	148
Bazum, Dan	149
Wolfe, Garrett	150
Okwo, Michael	151

Beckman, Josh	152
Payne, Kevin	153
Graham, Corey	154
McBride, Trumaine	155
Brant, Aaron	156
Players with Pro Experience	157-164
Undrafted Free Agents	165-169
Veteran Roster	170
First-Year/Rookie Roster	171
Career NFL Stats of Active Bears	172
How the 2007 Bears were Built	173
How the 2007 Bears got to the NFL	174

## 2006 YEAR IN REVIEW

2006 Final Statistics	176-177
2006 Defense and Special Teams Stats	178
2006 Participation Chart	179
2006 Starting Lineups	180
2006 Preseason Statistics	181
2006 Game Summaries	182-191
2006 Playoff Statistics	192
2006 NFL Standings	193

## BEARS RECORDS

The Last Time	196-198
Individual Rookie Records	199
Individual Records	200-210
Opponent's Individual Records	211-212
Team Records-Offense	213-220
Team Records-Defense	221-228
Individual Postseason Records	229-231
Postseason Team Records-Offense	232-238
Postseason Team Records-Defense	239-240
Career Leaders	241-244

## HISTORY

Bears Historical Highlights	246-249
Historical Biographies	250-251
Bears Hall of Famers	252-257
Attendance	258
Annual Scoring Leaders	259
Annual Rushing Leaders	260
Annual Passing Leaders	261-262
Highest Quarterback Ratings	262
Annual Receiving Leaders	263-264
Annual Punt Return Leaders	265
Annual Kickoff Return Leaders	266
Annual Interception Leaders	267
Annual Punting Leaders	268
Annual Sacks Leaders	268
100-Yard Rushing Games	269-271
100-Yard Receiving Games	272-274
300-Yard Passing Games	275
Quarterbacks Starting Records	276-277
All-Time First-Round Draft Picks	278
All-Time Bears Drafts	279-286
All-Time Bears Jersey Numbers	287-294
All-Time Bears Roster	295-306
All-Time Assistant Coaches	307
Preseason Results, Year-by-Year	308-312
Bears Postseason Results	313
Bears Playoff Game Summaries	314-335
All-Time Results, Year-by-Year	336-381
Team-by-Team Series Records	382-390
Team-by-Team Summary	390-391
Bears on Monday Night Football	392
Bears on Sunday Night Football	393
Bears on Thanksgiving Day	393
Bears in the Pro Bowl	394-395
Bears Record in Overtime	396

## MISCELLANEOUS INFORMATION

Soldier Field	398-402
History	399
Tribute and Honoring Tradition	400-401
Parking & Seating Charts	402
Hallas Hall	403
Training Camp Information	404
Media Information	405
Bears Radio Play-by-Play	406
ChicagoBears.com	407
Chicago Bears Broadcasting	408
Community Relations	410-411

Bears Care	412
Youth for Life: Remembering Walter Payton	413
NFL Public Relations Directory	414
2007-08 NFL Calendar	414
2007 NFL Preseason Schedule	415
Media Guide Index	416

## INFORMATION BOXES

Chicago Bears Fight Song	2
NFL by Division	18
Playoff Payout	19
Offseason Transactions, 2007	20-21
Sacks, by Defensive Line	23
Playoff Appearances	24
Kickoff Weekend Wins	26
Quarter-by-Quarter Scoring, 2006	27
Directions to Halas Hall	28
Ed Block Courage Award	34
Head Coaches, Bears All-Time	45
NFL Walter Payton Man of the Year	51
Bears vs. Super Bowl Winners	61
Bears Team Physicians	74
Rankings, Offense/Defense	78
Aikman Efficiency Rating	80
Soldier Field, Awards Won	91
Staley da Bear	93
Brian Piccolo Award	101
Bears Record Since 2005	104
Turnovers, Year-by-Year	106
Rookie Starters	110
Instant Replay, Rules of	114
Attendance Records	117
Tackle Totals, Notable Bears 1st 3 Years	129
Quarterbacks, Rookie Performances	132
Strike Games	135
Tackle Leaders, Year-by-Year	142
Rookie Starters, Opening Day	144
Draft Picks, 2007	156
NFL Europe, Bears Alixations	157
Bears Share Ticket Donation	161
Renewing Acquaintances	163
Promotional Guide	171
Future Schedules of the NFC North	177
Future Super Bowl Sites	193
Shutouts	202
Injured Reserve since 2000	203
Longest Plays at Soldier Field	210
Longest Win/Lose Streaks vs. 1 Team	212
Victories, Most by NFL Team	220
Air Miles Bears Travel Per Season	228
Bears, How Named	238
Pro Football Hall of Famers, Franchise	257
NFC North Standings, All-Time	259
Rushing, Back-to-Back Seasons	260
Weather, Games Played in Cold	262
Contract Expiration	263
Free Agent Signings Since 2001	264
Come-From-Behind Wins since 1980	265
Blown Leads since 1980	266
Turnovers Forced	267
40 Rushes vs. 40 Passes	270
Tie Games	272
QB Rating Formula	277
Retired Numbers	288
Top Bears Victories/Defeats	303
Uniform, Evolution of the Bears	305
Roster, Additional Members of	306
Highest-Rated TV Programs	312
Playoffs, Bears Record	313
Practice Squad, All-Time	339
Record, Wrigley	341
Record by Home Stadium	342
Divisional Challenge	384
Franchise Moves	387
NFC Central Standings, All-Time	395
International Games	396
Hall of Fame Partners	401
McCasky, Ed, Memorial Garden	403
Hotels, 2007 Bears Team	405
CBTV	407
Community Relations Contact Info	410

## BEARS HEADQUARTERS

Halas Hall  
1000 Football Drive  
Lake Forest, IL 60045  
847 / 295-6600

The Chicago Bears 2007 Media Guide was produced by the Bears Media Relations Department. Staff and player photos by Bill Smith. Cover design by John Conroy. Special thanks to Ed Kozak and Doug Colletti. Printed by Rapid Impressions, Broadview, Ill. (708/344-2800).



**Michael McCaskey**  
Chairman of the Board



**Virginia McCaskey**  
Secretary



**Ted Phillips**  
President and CEO



**Ed McCaskey, Jr.**  
Member




**George McCaskey**  
Member



**Patrick McCaskey**  
Member



**Andrew McKenna**  
Member



**Pat Ryan**  
Member

## CHICAGO BEARS FIGHT SONG

The Chicago Bears fight song, *Bear Down, Chicago Bears*, was introduced in 1941. Though Jerry Downs is listed as the composer, it actually is a pseudonym for Al Hoffman (who also wrote the words and music for the song *If I Knew You Were Coming, I'd Have Baked a Cake*).

Hoffman's words for the Bears' fight song:

*Bear down, Chicago Bears, make every play clear the way to victory;  
Bear down, Chicago Bears, put up a fight with a might so fearlessly.  
We'll never forget the way you thrilled the nation with your T-formation.  
Bear down, Chicago Bears, and let them know why you're wearing the crown.  
You're the pride and joy of Illinois, Chicago Bears, bear down.*



**MANAGEMENT**

President and CEO .....	Ted Phillips
General Manager .....	Jerry Angelo
Vice President .....	Tim McCaskey
Senior Director of Special Projects .....	Patrick McCaskey
Senior Director of Business Development .....	Brian McCaskey
Director of Human Resources .....	Ann Quint
Executive Assistant .....	Dianne Shabat
Executive Assistant .....	Katie Nagle
Assistant to the General Manager .....	Robyn Wilkey

**TICKETS**

Senior Director of Ticket Operations .....	George McCaskey
Ticket Operations Assistants .....	Bill Collingbourne, Krista Fortman, Brendan Pierce, Jennifer Wilgosiewicz

**ACCOUNTING**

Senior Director of Finance & Treasurer .....	Karen Murphy
Director of Finance .....	Jake Jones
Payroll Administrator .....	Louise Maki
Senior Staff Accountant .....	Alex Festin
Finance & Treasurer Assistant .....	Brit Bending

**ADMINISTRATION**

Senior Director of Administration .....	John Bostrom
---	--------------

**Building Administration**

Administration .....	Rich McCaskey
Administration .....	Clyde Emrich
Building Operations Coordinator .....	Gil Lopez
Director of Security and Safety Services .....	Tom Dillon
Security .....	Rich Slusser
Security .....	Gary Govekar
Receptionist .....	Linda Schroeder

**Travel**

Team Operations Manager .....	Geoff Bunzol
-------------------------------	--------------

**Stadium Operations**

Director .....	Bryan Pett
----------------	------------

**Community Relations**

Director .....	Caroline Guip Schrenker
Manager .....	Jessica Kies
Community Relations Assistant .....	Kate Rackow
Bears Care Program Coordinator .....	Marge Hamm

**Food Services**

Director .....	Dave Majercik
----------------	---------------

**COACHING STAFF**

Head Coach .....	Lovie Smith
Defensive Coordinator .....	Bob Babich
Offensive Coordinator .....	Ron Turner
Special Teams Coordinator .....	Dave Toub
Tight Ends .....	Rob Boras
Assistant Offensive Line .....	Luke Butkus
Assistant Defensive Backs .....	Gill Byrd
Wide Receivers .....	Darryl Drake
Defensive Line .....	Brick Haley
Quarterbacks .....	Pep Hamilton
Offensive Line .....	Harry Hiestand
Defensive Assistant .....	Lloyd Lee
Offensive Quality Control .....	Charles London
Linebackers .....	Hardy Nickerson
Assistant Special Teams .....	Kevin O'Dea
Running Backs .....	Tim Spencer
Defensive Backs .....	Steven Wilks
Strength & Conditioning Coordinator .....	Rusty Jones
Strength & Conditioning Assistant .....	Jim Arthur
Conditioning Assistant .....	Ryan George
Football Operations Assistant .....	Andrew Hayes-Stoker
Assistant to the Head Coach .....	Susie Schmidt

**COMPUTERS**

Director of Football Systems Technology .....	Brian Wright
Network/Systems Specialist .....	Brent Johnson
IT Systems Manager .....	Matt Cook
Webmaster & Support Specialist .....	Scott Robinson

**FOOTBALL OPERATIONS**

Head Athletic Trainer .....	Tim Bream
Assistant Athletic Trainer .....	Chris Hanks
Assistant Athletic Trainer .....	Scott DeGraff
Director of Rehabilitation .....	Bobby Slater
Equipment Manager .....	Tony Medlin
Assistant Equipment Manager .....	John Perkins
Assistant Equipment Manager .....	Carl Piekarski
Head Groundskeeper .....	Ken Mrock
Assistant Head Groundskeeper .....	John Berta
Groundskeeper Assistant .....	Joe Krajniak
Director of Player Development .....	Isaiah Harris
Director of Video Services .....	Dean Pope
Assistant Video Director .....	Dave Hendrickson
College Video Coordinator .....	Dan Tuohy
Consulting Orthopaedists .....	Mark Bowen, Mike Corcoran, Gordon Nuber
Consulting Internists .....	Adam Bennett, Howard Katz
Dentist .....	Tracy Durrett

**PLAYER PERSONNEL**

Director of College Scouting .....	Greg Gabriel
Senior Director of Pro Personnel .....	Bobby DePaul
Assistant Director of Pro Personnel .....	Morocco Brown
Assistant Pro Scout .....	Kevin Turks
Senior Director of Football Administration and General Counsel .....	Cliff Stein
Area Scouts .....	Marty Barrett, Chris Ballard, Rex Hogan, Mark Sadowski, Jeff Shiver, Ted Monago
Football Operations Asst. ....	Jeremy Snyder, Mike LaFlamme

**SALES & MARKETING**

Senior Director of Sales & Marketing .....	Chris Hibbs
Sales & Marketing Coordinator .....	Jacinta Williams

**Corporate Sales & Services**

Director of Corporate Sales .....	Ryan Huzjak
Manager of Corporate Sales .....	Dave Eck
Corporate Sales Manager .....	Shawn Adams
Corporate Sales Manager .....	Dana Dressler
Director of Client Services .....	Stacey Larsen
Client Services Manager .....	Rebecca Coffey
Client Services Coordinator .....	Rebecca Schmid
Client Services Coordinator .....	Melissa Peckham
Corporate Sales Development Analyst .....	J.R. Rudgers

**Stadium Sales & Services**

Director .....	Adam Kellner
Suite Services Coordinator .....	Lindsay Elliott
Premium Seat Sales & Services Mgr .....	Cindy Jordan Littlefield
Premium Seat Coordinator .....	Lee Scisnicki
Fan & Stadium Services Manager .....	Bob Laskowski

**CORPORATE COMMUNICATIONS**

Senior Director of Corporate Communications .....	Scott Hagel
---	-------------

**Broadcasting**

Dir. of Broadcasting and Scoreboard Operations .....	Greg Miller
Coordinating Producer .....	Jim Padgett
Videographer/Producer .....	Kevin Foy
Graphic Designer/Producer .....	Rommel Paraiso

**Creative Services**

Director .....	John Conroy
----------------	-------------

**Internet**

Senior Web Writer .....	Larry Mayer
-------------------------	-------------

**Website Manager**

Website Manager .....	Dan Gadd
-----------------------	----------

**Events & Advertising**

Director .....	Julie White
Coordinator .....	Matt Black
Coordinator .....	Rachel Lynde
Mascot Assistant .....	Scott Adams

**Media Relations**

Media Services Manager .....	Jim Christman
Assistant .....	Mike Corbo
Assistant .....	Sharon Lehner

**Business Development**

Business Development & Archives Coordinator .....	Dan Yusk
---	----------

One of the world's most storied professional sports franchises, the Chicago Bears were established in 1920 as George Halas founded professional football with representatives from 11 other clubs in Canton, Ohio. Halas was not only the team's founder but served as head coach for 40 years, and was active with the Bears until his death in 1983. The franchise has won nine world championships, six of those coming between 1932-46, and in 1997 became the first club in NFL annals to notch its 600th victory. The team has participated in the playoffs 23 times, and sent 26 players, one coach, and one general manager to the Pro Football Hall of Fame, the most of any team.

A native Chicagoan, Halas was a three-sport letterman at the University of Illinois. He joined the Navy after graduation before playing right field for the New York Yankees. A hip injury ended his baseball career and Halas moved to Decatur to work for a corn products firm owned by A.E. Staley, who sponsored a semi-pro baseball team and later commissioned Halas to organize an independent football team. One year later, Staley gave Halas the club and Halas made Ed "Dutch" Sternaman his partner. Halas was a player-coach from 1920-29 and was named to the NFL all-pro squad of the 1920s. He holds three NFL coaching records and four Bears coaching records. Halas' 324 coaching victories was broken in 1994 by Don Shula of the Miami Dolphins. Halas led the Bears to six world championships — his first and last separated by 42 years (1921 and 1963). (See page 250 for more on George S. Halas.)

**1920s:** George Halas founded pro football and the Decatur Staleys in 1920 and set membership at \$100 per club. The Staleys posted a 10-1-2 record in that inaugural season as each player earned \$1,900 for the season. The Bears won their first title the next season (1921) with a 9-1-1 mark and went on to post winning records in all but one season in the entire decade (1929: 4-9-2). The first major signing took place in 1925 when the Bears signed Red Grange to a contract. Halas then took Grange and the Bears on a coast-to-coast barnstorming tour in which the club played 19 games in nine weeks. The first game of that stretch was played before 36,000 at the team's home site, Wrigley Field.

**1930s:** Halas left the coaching ranks in 1930 and Ralph Jones led the club to a 24-10-7 record from 1930-32. The Bears won the 1932 championship before 11,198 fans at Chicago Stadium. The franchise lost \$18,000 that season and Sternaman sold his half of the club to Halas. The 1933 season marked Halas' return to coaching and the beginning of the "modern" National Football League. The Bears beat the Giants 23-21 in the NFL's first championship game that year. The Bears advanced to the NFL title game twice more in the 30's, but fell to the Giants in 1934 and the Redskins in 1937.

**1940s:** The decade began with another NFL title as the Bears buried the Washington Redskins, 73-0, as ten different players scored while Chicago unveiled the T-formation. Halas left for war duties in the middle of the 1942 season. The team continued winning, but lost the title game in Washington, 14-6. Luke Johnsos and Hunk Anderson co-coached the wartime Bears the next three seasons. In 1943, the Bears beat Washington 41-21 at Wrigley Field in the NFL title game. Halas returned in 1946 and the Bears won the title again — defeating the Giants, 24-14, before a NFL-record crowd of 58,346 in the Polo Grounds.

**1950s:** The Bears began the decade with a title run, but lost to the Rams in the 1950 Western Division title game, 24-14. Paddy Driscoll replaced Halas as coach in 1956 and the Bears lost to the Giants in the NFL Championship game at Yankee Stadium. Halas returned for his final stint as head coach in 1958.

**1960s:** The Bears won their final title under Halas in 1963, beating the NY Giants, 14-10, at Wrigley Field. A new era was signaled in 1965 when the club drafted Dick Butkus and Gale Sayers in the first round of the college draft. Sayers set a NFL record with 22 TDs as a rookie, including six in a single game against the 49ers. Prior to the 1968 season, Halas retired from coaching after 40 seasons and a 324-151-31 record.

Ed McCaskey was named team's vice-president and treasurer in 1967, a position he held for 17 years before being named Chairman of the Board in 1983 and eventually Chairman Emeritus in 1999. Ed spearheaded the club's civic activities for many years and attended NFL meetings. Among his many civic contributions on behalf of the Bears was guiding the Brian Piccolo Fund from its inception in 1970 to 1987, raising millions of dollars for cancer research.

**1970s:** The Bears played their final season in Wrigley Field in 1970 before moving to Soldier Field. In the same year, Halas was elected president of the NFC as the NFL and AFL merged. In 1974, Jim Finks joined the Bears as General Manager. Finks named Jack Pardee, the first non-Bear in such a position, as head coach replacing Abe Gibrin. In 1975, the Bears moved their training camp to Lake Forest after spending 31 years in Rensselaer, Indiana; and Walter Payton was the club's first-round draft choice. After a 14-year hiatus the Bears returned to the playoffs in 1977, winning their final six games to finish 9-5. The Bears again made the playoffs in 1979 under head coach Neill Armstrong. Chicago lost in the opening round in both 1977 and 1979. The organization suffered a major loss at end of the decade when team president George "Mugs" Halas, Jr. died at 54. Mugs joined the Bears front office in 1950, was named treasurer in 1953, and became president of the club in 1963.



**1980s:** Armstrong's tenure ended in 1982 and he was replaced by Dallas Cowboys' assistant Mike Ditka, a Bears tight end from 1961-66. In 1983, Jim Finks resigned and George Halas died at age 88. Michael McCaskey, the oldest son of Ed and Virginia McCaskey and the grandson of George Halas, became the third president in club history.

McCaskey was a business school professor and operated a consulting company in Boston before joining the Bears. In his 15 seasons as club president, the Bears posted nine winning seasons, made three trips to the NFC title game and won Super Bowl XX. McCaskey has served stints on the Finance, Long Range Planning, Stadium, and NFL Properties Executive committees during his tenure.

The Bears returned to the NFL elite in 1984. They advanced to the NFC Championship game (losing to San Francisco) and Walter Payton broke Jim Brown's all-time NFL rushing record. The loss in the '84 title game set the stage for the 1985 season in which the Bears posted shutouts in both playoff games before ripping the Patriots, 46-10, in Super Bowl XX. The Bears won the NFC Central division each of the next three seasons, but could never get past the NFC title game. Payton's jersey was retired following the '87 season.

**1990s:** The Bears made playoff appearances in 1990 and 1991. The 1992 season was marked by the retirement of Mike Singletary, the end of the Mike Ditka era and Kevin Butler becoming the club's all-time scoring leader. Dave Wannstedt was named the 11th coach in team history in 1993 and led the Bears to back-to-back winning seasons in 1994 and 1995. The uniform numbers of Dick Butkus (51) and Gale Sayers (40) were retired in 1994. The team moved into its new headquarters, Halas Hall at Conway Park, on March 3, 1997. The Bears became the first franchise in NFL history to win 600 games; number 600 was a 13-7 win over Tampa Bay at Soldier Field (11-23-97). On August 1, 1998, Mike Singletary became the 25th Bear inducted into the NFL Hall of Fame, the most of any franchise. Dick Jauron became the 12th head coach in Bears history on January 24, 1999. Two weeks later the Bears reshuffled the front office by naming Ted Phillips President and CEO, Michael McCaskey Chairman of the Board, and Ed McCaskey Chairman Emeritus. Chicago mourned the passing of legendary running back Walter Payton on November 1, 1999 as he lost his battle with a rare liver disease. The Bears named their indoor practice facility the "Walter Payton Center" in his honor the following spring.

**2000s:** The Bears won the NFC Central in 2001, the final year of the division, and also accomplished one of their greatest off-field achievements with the approval of the lakefront improvement plan which ended the Bears 44-year stadium effort. Demolition of the old Soldier Field began following a playoff loss to Philadelphia on Jan. 19, 2002.

With expansion of the League to 32 teams in 2002 with the addition of the Houston Texans, the AFC and NFC each aligned to four divisions of four teams with Tampa Bay moving into the newly created NFC South, leaving traditional rivals Chicago, Green Bay, Detroit and Minnesota in the NFC North. 2002 also marked a year of change as the Bears moved their training camp home from Platteville, Wis., which had hosted the summer training camp for 18 years, to Olivet Nazarene University in Bourbonnais, just 60 miles south of Chicago. The Bears also played all of their home games during the 2002 season at Memorial Stadium in Champaign while the new stadium at Soldier Field was being constructed.

Defensive end/tackle Dan Hampton was the 26th Bear to be inducted into the Pro Football Hall of Fame on Aug. 3, 2002.

The Bears made their debut in the new Soldier Field on Sept. 29, 2003, dropping a 38-23 decision to the Green Bay Packers. Later that same season (10/26/03), Chicago defeated the Detroit Lions 24-16 to become the first team in the NFL to win 650 games. Following the 2003 season, Dick Jauron's coaching tenure ended after five seasons and a 35-46 record. Lovie Smith became the 13th head coach in team history on Jan. 15, 2004. Smith was named Coach of the Year following the 2005 season after he led the Bears to their first NFC North title. Chicago's defense ranked No. 2 at the end of the season led by NFL Defensive Player of the Year Brian Urlacher.

The Bears returned to the Super Bowl for the first time in 21 years in 2006 after claiming their second consecutive NFC North crown with a 13-3 record. Holding homefield advantage throughout the NFC playoffs, Chicago earned their first home playoff win since 1991 with a 27-24 overtime victory over the defending NFC Champion Seattle Seahawks. The Bears then earned the berth in Super Bowl XLI with a 39-14 win over the New Orleans Saints. Bears return specialist Devin Hester became the first player in Super Bowl history to return the game's opening kickoff for a touchdown while Chicago tied a Super Bowl record with 14 first-quarter points.



## TED PHILLIPS

President & CEO

Phillips was named President and Chief Executive Officer on February 10, 1999. He is the fourth person to serve as president in the organization's storied 87-year history following Michael McCaskey, George "Mugs" Halas, Jr., and George S. Halas. Upon taking the reins of one of the historic teams in professional sports, Phillips set a course for the Bears to rejoin the NFL's elite. His plan revolves around creating the best fan experience possible and bringing a 10th championship to the league's premier franchise. In eight years, Phillips has reorganized the team's football and business operations along with bringing one of the nation's top football stadiums to Chicago. With the foundation now in place, Bears fans have reasons to be excited.

Soldier Field's atmosphere provides a distinct home field advantage for the team, while allowing patrons to enjoy a first-class experience in the stands, with close to the field seating, outstanding sightlines and high level NFL amenities that are well deserved by the NFL's most enthusiastic and passionate fans. Among the many local and national awards, the Soldier Field project was selected by the NY Times as one of the nation's best architectural buildings in 2003, and Midwest Construction selected Soldier Field as "Overall Project of the Year".

An NFL veteran with over 20 years of experience with the Chicago Bears, he is involved in all critical decisions of the Bears, overseeing all aspects of the organization. He has revived the team's proud tradition and orchestrated a team structure to deliver success on and off the field. Phillips has espoused a philosophy of surrounding himself with high character, intelligent and driven individuals who share common goals, striving to make all aspects of the Bears organization the best in the NFL. Emphasizing a team work ethic, Phillips believes that no one area is more important than the overall organization. That philosophy of success at every level of the organization was crucial in the Bears returning to the Super Bowl for the first time in 21 years following the 2006 campaign. Phillips' other highlights include hiring the team's first general manager in over 14 years, reorganizing the club's business operations, returning the Bears training camp to Illinois and presiding over three division championships (2001, 2005 and 2006) after the club went over a decade without winning one.

During the 2001 off-season, Phillips hired Jerry Angelo, giving new direction to the Bears football operations. He went on to extend Angelo's contract following the 2003 season, creating continuity and stability across the front office, which was critically important with the arrival of head coach Lovie Smith and his staff.

Fans have responded favorably since the Bears training camp returned to the State of Illinois in 2002, turning out in record numbers over the three-week training period with some practice crowds exceeding 10,000 in attendance.

Displaying astute leadership and a solid work ethic, Phillips insists on strong internal communication and attention to detail. Taking great pride in the Bears organization, he allows individual departments to feel a sense of ownership in their areas, allowing his staff the freedom to make decisions, provide strategic input, in the process becoming valued members of the team. Many departments have begun to flourish under Phillips direction. Examples include the expertise of his Corporate Sales staff with the innovative Hall of Fame Partner program, which seeks to maximize the value and exposure to a limited number of key corporate partners. Broadcasting continues to grow their in-house capabilities, producing fresh and innovative ideas both in content and graphic design in various mediums such as print, television and radio and in stadium displays. Corporate Communications is continuously striving to improve the team's website to make it the premier site for up to the minute Bears news. Their creative ideas include providing "hands-on" perspectives from both management and players to Bears fans.

He also continues to emphasize the importance of fan relations and customer service, insisting on personalized attention from both ticket operations and fan services staff, along with enhancing the Bears' game day experience and expanding the club's special events and community relations efforts.



In February of 2005, Phillips recognized other community builders as the chairman of the 11th Annual Chicago Development Awards, established to celebrate Chicago's neighborhoods, the best community development projects and the not-for-profit organizations behind them. Phillips' other community activities include involvement with Children's Memorial Hospital and the Chicagoland Chamber of Commerce.

Phillips served as the Bears' Vice President of Operations for six seasons starting in 1993. Recognized for his many years of handling the Bears' contract negotiations and team finances, Phillips is currently one of only two individuals in the NFL to serve on both the NFL Working Club Executive committee and the NFL Senior Club Executive committee, whose mission is to analyze both the financial and football operations aspects of the Collective Bargaining Agreement. The NFL salary cap system is widely regarded as the best overall financial system in professional sports. Before becoming Vice President of Operations, Phillips served as the Director of Finance from 1987 to 1993, handling all player contract negotiations and overseeing the club's business operations. Phillips joined the Bears staff on September 28, 1983, as the team's Controller, a position he held for four years.

Prior to joining the Bears, Phillips was employed as an auditor and tax accountant with the international accounting firm Ernst & Whinney (now Ernst & Young), from 1979-83. He graduated from the University of Notre Dame in 1979 with a degree in business and accounting. Phillips earned a master of marketing and management degree from the Kellogg Graduate School at Northwestern University in 1989.

Phillips was born in Oneida, N.Y., and grew up in Nashua, N.H. He and his wife, Katie, have three sons: Matthew, Max, and Frank.





## JERRY ANGELO

General Manager

**J**erry Angelo has brought a clear vision to Bears football after guiding Chicago to three division championships since joining the team as general manager prior to the 2001 campaign, culminating in the team's 2006 NFC Championship and the organization's first Super Bowl appearance in 21 years. Rewarding core players, building through the draft and managing the salary cap are the cornerstones of Angelo's direction. His plan has created stability in Chicago and generated hope as the Bears continue to build upon a strong nucleus of young talent.

Chicago's three division titles over the last six years tie the Bears with the Green Bay Packers for the most division titles among NFC North teams since 2001. Angelo has presided over six Bears seasons which have yielded an overall regular season record of

53-43 (.552), plus a 2-3 postseason mark. During Angelo's tenure, Chicago has registered the fifth-most regular season wins in the NFC and is tied for the 10th-most in the NFL over that same time. The Bears are one of just six NFC teams to record three or more winning seasons over the last six years.

Angelo's mantra during his tenure in Chicago has been "reward your own" and he has followed through by taking a proactive approach with the team's key players. A total of 12 current players, including Pro Bowlers Brian Urlacher, Olin Kreutz, Mike Brown and Brendon Ayanbadejo have received contract extensions since Angelo's arrival and nearly 80 percent of the Bears 2007 roster is signed through the next two seasons.

The draft, the primary means of bringing new talent to any NFL team, has been accentuated under Angelo. Of Chicago's 22 primary starters in 2006, 10 were drafted by the team during Angelo's tenure. The efforts of his scouting staff were highlighted following the 2005 season when three Bears players drafted by Angelo received their first career Pro Bowl selections: Lance Briggs (drafted in 2003), Tommie Harris (2004) and Nathan Vasher (2004). Briggs and Harris were selected as all-stars again last year while 2006 draftee Devin Hester became Chicago's first rookie Pro Bowl selection since 2000 (Brian Urlacher). Chicago continues to prioritize speed and athleticism in the draft, adding TE Greg Olsen with the 31st pick in the first round of 2007, marking the first time Chicago used a first-round pick on tight end since selecting Mike Ditka in 1961. In 2006, the Bears selected defensive players with each of their first five draft picks. Second round picks, Danieal Manning and Hester, made significant contributions as rookies along with fifth-round pick Mark Anderson. Manning started 14 games at safety while Hester set an NFL-record with six return touchdowns and Anderson led all NFL rookies with 12 sacks, the most ever recorded by a player drafted in the fifth round or later. Chicago made offense the priority in the 2005 draft, taking skill-position players with each of their first four selections, including RB Cedric Benson who, as the fourth overall pick, stands as the highest overall selection made by Angelo during his tenure with the Bears.

Managing the salary cap is a key element to maintaining a team's continuity and providing the ability to find talent by any means, be it the draft, free agency, the waiver wire or trades. Angelo and his staff have excelled in each of those areas, building a Bears team which won consecutive division titles for the first time since 1987-88 with key contributors from each of those areas. The draft provided a majority of the starters on one of the League's top defenses. CBs Nathan Vasher (D4a-04) and Charles Tillman (D2-03), DEs Anderson (D5-06) and Alex Brown (D4-02), and DT Harris (D1-04) were all products of the draft. Angelo and his staff have also used trades to improve the roster. DE Adewale Ogunleye and special teams Pro Bowler Brendon Ayanbadejo were picked up in separate trades with the Dolphins in 2004 and 2005, respectively, while S Adam Archuleta joined the Bears via Washington in a deal struck prior to this year's draft. Starting linebacker Hunter Hillenmeyer (WFA-03, GB) was a waived free agent as were offensive starters WR Muhsin Muhammad (WFA-05, CAR), G Ruben Brown (WFA-04, BUF), T Fred Miller (WFA-05, TEN), FB Jason McKie (WC-03, DAL) and Pro Bowl K Robbie Gould (WFA-05, BAL). Starting T John Tait (04, KC) and CB Ricky Manning, Jr., (06, CAR) were restricted free agents and fellow offensive starters TE Desmond Clark (03, MIA) and G Roberto Garza (05, ATL) were unrestricted free agents. Angelo has also guided the Bears to success in acquiring talent outside of the NFL, signing WR Rashied Davis out of the Arena Football League.



Continuity in the Bears football operations was solidified in the 2004 off-season when Angelo hired Lovie Smith to be the 13th head coach in Chicago Bears history. Angelo and Smith spent five-years (1996-2000) together in Tampa Bay, helping build a team that went on to capture a Super Bowl championship in 2002. Angelo created long-term stability for the Bears during this past off-season when he signed a contract extension that will keep him in his position through 2013 while also getting Smith signed to a contract extension through 2011.

In his first season leading the Bears football staff, Angelo helped guide the team to its first division title in 11 years. He was handed the reins of the Chicago Bears football operations on June 12, 2001 as the team's first general manager since 1986 (Jerry Vainisi). Angelo has 38 years of football experience, including 20 as a NFL scout and 20 in the NFC North Division (includes 15 years in former NFC Central). He oversees the Bears entire football staff including football operations, personnel and coaching along with all decisions regarding the draft, free agency, trades and the salary cap.

Angelo accepted his current post after spending 14 years overseeing Tampa Bay's scouting department as the Buccaneers' Director of Player Personnel. In Tampa, Angelo helped turn a team that averaged under five wins a season in its first 21 years of existence into a perennial playoff contender, as the Buccaneers averaged almost 10 wins over his last four years with three playoff berths and one NFC Championship appearance (1999). The Youngstown, Ohio, native was a key member in carrying out the philosophy of Tampa's rebuilding process. He contributed to drafting nine Pro Bowlers with the Bucs and was pivotal in recruiting free agents Hardy Nickerson, Jeff Christy and Randall McDaniel, all of whom made trips to Hawaii donning a Bucs uniform. Angelo had a hand in Tampa's 32 Pro Bowl appearances by 14 different players from 1989 to 2000.

Prior to joining Tampa Bay in 1987, Angelo spent five seasons (1982-86) as a regional scout for the New York Giants, including their Super Bowl XXI campaign. He spent 1981 in the Canadian Football League as the Calgary Stampeders linebackers coach. Angelo broke into the NFL as a scout for the Dallas Cowboys in 1980. After playing defensive tackle for three years (1968-70) at Miami of Ohio for coaches Bo Schembechler and Bill Mallory, Angelo graduated with a bachelor's degree in social sciences and a master's in secondary administration while working as a graduate assistant at the university in 1971. He went on to coach eight more years in the collegiate ranks beginning at Colorado State as a part-time defensive line coach (1972) and ending with a five-year stint as the D-line coach at Syracuse (1975-79). In 1973 and 1974, he served as the defensive line coach and recruiting coordinator for the University of Tampa before the Spartans cut the football program.

Jerry and his wife, Bernie, have two daughters, Leisa, who is married to Brad Rice, and Sutton.

**Playing and Coaching History-** 1968-70: Miami (Ohio) University, Defensive Tackle; 1971: Miami (Ohio) University, Graduate Assistant; 1972: Colorado State University, Part-time Defensive Line Coach; 1973-74: University of Tampa, Defensive Line Coach/Recruiting Coordinator; 1975-79: Syracuse University, Defensive Line Coach; 1980-81: Dallas Cowboys, Scout; 1981: Calgary Stampeders, Linebackers Coach; 1982-86: New York Giants, Regional Scout; 1987-2000: Tampa Bay Buccaneers, Director of Player Personnel; 2001-present: Chicago Bears, General Manager



Bears general manager Jerry Angelo with his first pick in the 2007 NFL Draft, Greg Olsen.



## LOVIE SMITH

Head Coach

Lovie Smith enters his fourth season as head coach of the Chicago Bears with the distinction of winning more games over his first three seasons than any coach in franchise history. Guiding the team to its first Super Bowl appearance in 21 years and second consecutive NFC North division title in 2006, Smith also is the first coach in team history to lead the team to the playoffs in two of his first three seasons. The 2005 NFL Coach of the Year has a career regular season record of 29-19 (.604) with Chicago which is tied for the seventh-best in the NFL since 2004. The Bears, one of just five teams to compete in the postseason each of the last two years, have a 2-2 postseason record under Smith to give him the third-most playoff victories in team history behind the six of team founder George Halas and Mike Ditka.

Smith set forth with three stated goals when he was hired as the 13th head coach in Chicago Bears history on January 15, 2004: end the decade of dominance by the Green Bay Packers over the Bears, capture the NFC North Division for Chicago and win the Super Bowl. The Bears have won four of six contests against Green Bay during Smith's tenure, contributing to Chicago winning the division the last two years after the Packers had won the previous three. Accomplishing his first two directives prior to leading the Bears within one win of their second Super Bowl title and tenth overall league championship in just his third season at the helm, Smith agreed to a contract extension on February 28, 2007 that maintains his position with the team through 2011.

Smith's 29 regular season wins are one more than team founder George Halas (28-5-3) who produced an .819 winning percentage in the franchise's first three years (1920-22) that still stands as the highest in a coach's first three years in team history. Smith also trails the .671 mark by Ralph Jones (1930-32) in the team annals of that category. Leading Chicago to division titles in 2005 and 2006, Smith joined Hall of Famer Mike Ditka as the only coaches in team history to lead the team to consecutive division titles after Ditka did so five straight years from 1984-88.

Smith has successfully laid Chicago's foundation for success in just three seasons on the job by establishing his cornerstone

of aggressive defensive play. During Smith's first three seasons at the helm, Chicago ranked second in the NFL to the Baltimore Ravens having allowed 16.4 points per game and 85 total touchdowns while leading the league during that time by allowing the lowest opponent passer rating (68.4), lowest opponent third-down conversion percentage (31.1%) and forcing the most opponent penalties (370). The Bears also have the second-lowest opponent red zone touchdown percentage in the league (41.0%) and 13 red-zone takeaways during Smith's tenure. Over the last three seasons, no NFL team has scored a higher percentage of its points off opponent turnovers than Chicago's 35.1-percent figure. After leading the NFL with 44 takeaways in 2006, the Bears rank second in the NFL from 2004-06 with 107 takeaways and 13 touchdowns scored via defensive return - including 10 interception return touchdowns - with a franchise-record six coming in 2004. Chicago has allowed the fewest points in the NFC each of the last two seasons, pacing the entire League in 2005. The Bears also rank among the top-five in the NFL in total yards allowed each of the last two seasons, their second-overall ranking in 2005 marking the first time they finished in the top-five since 1993.

Chicago has found consistency under the even-keeled hand of Smith's direction, fashioning a regular season home record of 15-9 (.625) from 2004-06 while going 14-10 (.583) on the road during that time. The Bears went 6-2 at Soldier Field in 2006 after going 7-1 at their home venue in 2005. Chicago was 7-1 on the road in 2006, tied with 1985 and 1986 for the team's best single-season road record since

### Regular Season Victories, First Three Seasons

HEAD COACH	3-YEAR RECORD
Lovie Smith	29-19 (.604)
George Halas	28-5-3 (.819)
Dave Wannstedt	25-23 (.521)
Ralph Jones	24-10-7 (.671)
Dick Jauron	24-24 (.500)
Neill Armstrong	24-24 (.500)



the inception of the 16-game schedule. The Bears were 8-16 (.333) on the road in the three years prior to Smith's arrival. By leading Chicago to records of 11-5 in 2005 and 13-3 in 2006, Smith has guided the Bears to two of their top seven seasons in terms of regular season victories during the era of the 16-game schedule.

Resiliency has also been a hallmark of the Bears throughout Smith's tenure as the team has rallied from a deficit in 17 of their 31 total victories under his direction. Including a fourth-quarter comeback in the 2006 NFC Divisional Playoff vs. Seattle, Chicago was 3-3 last season when trailing after three quarters of play. The Bears have also proven adept at holding leads under Smith, having won 24 consecutive games - including regular season and playoffs - when leading at halftime.

Smith has returned Chicago to its preferred place as the preeminent power in the NFC North, fashioning a divisional record of 12-6 (.667) during his time with the Bears. Smith has led Chicago to 5-1 intra-divisional records in each of the last two campaigns, defeating each opponent at least once in each season, a feat last accomplished by the Bears in 1991. Chicago began the 2006 season with three consecutive wins over divisional opponents for the first time in team history. The Bears also won its first 11 games against NFC opponents in 2006 en route to the second-best intra-conference mark in franchise history.

Registering a career-high 13 wins in 2006 to tie predecessor Dick Jauron for the most victories by a Bears head coach in his third season, Smith led Chicago to home-field advantage in the NFC Playoffs and the team's first NFC Championship since its Super Bowl season of 1985. Last season's victory total gave Chicago 24 regular season wins over the last two seasons, the fourth-highest two-season win total in the 87-season history of the franchise. That includes the Bears record of 23-5 (.821) over the previous 28 regular season games, the best record in the NFL by one game over Indianapolis during that span, following Chicago's 1-3 start to the 2005 campaign. Smith led the Bears to a much better beginning in 2006, guiding the team to wins in its first seven contests to register the fourth-best start to a season in team history, while allowing the Bears to join Green Bay and Minnesota as the only teams in NFL history to begin four different seasons with 7-0 records. Chicago's seven consecutive wins to start the season allowed Smith to record the League's third-longest win streak for the second consecutive season.

Smith was named the *Associated Press* NFL Coach of the Year for 2005 after becoming the fastest head coach in Bears history to lead the team to a division title, doing so in his second campaign while setting a franchise record for victories by a sophomore head coach with an 11-5 record. The Coach of the Year Award was the sixth all-time for a Bears head coach, more than any other team in the NFL. Smith - who won with 24.5 of 50 possible votes - was the fourth head coach in team history to win the award after team founder George S. Halas in 1963 and 1965, Mike Ditka in 1985 and 1988 and Dick Jauron in 2001. Just the third coach in team history to lead the organization to the playoffs in his second season, Smith guided the Bears to their first-ever NFC North Division title in 2005. En route to the team's second division championship in five seasons, the Bears completed their first season sweep of Green Bay since 1991.

Winning just one of their first four games to start the 2005 campaign, Smith rallied the Bears to become just the twentieth NFL team to qualify for the postseason after beginning the season 1-3 since the current 12-team playoff system was instituted in 1990. The Bears turned their season around as Smith guided the team to eight consecutive mid-season wins, the third-longest win streak in the NFL in 2005 and the longest by Chicago since the 1985 Super Bowl team won 12 straight to begin the season. In guiding the team to the No. 2 seed in the NFC Playoffs, Smith led a worst-to-first revival in the NFC North division as the Bears six-win improvement from the previous season was tied for the

## Home Victories, Season

(Since 1978)

WINS	YEAR
8-0	1985
7-1	2005, 2001, 1990, 1988, 1986
6-2	2006, 2003, 1996, 1991, 1987, 1984, 1979

## Road Victories, Season

(Since 1978)

WINS	YEAR
7-1	2006, 1986, 1985
6-2	2001
5-2	1987
5-3	1991, 1988

biggest in the NFL in 2005. The dramatic turnaround made Smith one of just three active NFL coaches to have produced a six-game improvement in the second season of his initial stint as a head coach after Jeff Fisher with the Houston Oilers in 1995 and Andy Reid with the Philadelphia Eagles in 2000.

The Bears posted a 5-11 record in 2004 in Smith's first season as head coach as he presided over the youngest team in the NFL while battling through a spate of injuries that robbed the team of the services of several of its most productive players.

Smith came to Chicago with the reputation for being proficient at instituting positive change after he engineered a dramatic turnaround as the defensive coordinator of the Rams from 2001 through 2003. Known for his acumen in teaching and motivating young talent, Smith took on the added responsibility of assistant head coach with the Rams prior to the 2003 season. In Smith's first season as an NFL defensive coordinator with St. Louis in 2001, Smith helped the Rams return to the Super Bowl after missing the playoffs the previous season as his defense allowed fewer points and total yards per game than the previous year. Smith coached on playoff teams in four of his last five campaigns as an assistant and has done so in seven of his 11 NFL seasons overall.

From 2001-03, the Rams ranked third in the NFL in takeaways and fumble recoveries, tied for sixth in sacks, and tied for eighth in interceptions. Smith helped steward St. Louis to shutouts in both 2001 and 2003, the first white-washings by the Rams organization since 1994. St. Louis won 33 games during Smith's tenure with the team, the third-most behind Green Bay and Philadelphia in the NFL during that time. He capped his stint in St. Louis by orchestrating a unit that ranked among the League leaders in takeaways, defensive touchdowns, and sacks in 2003. In that year, St. Louis led the NFL with 46 takeaways while tying for fourth with 24 interceptions and leading the NFL with 22 fumble recoveries. That season's takeaway total is tied with the 1999 Eagles for the third-highest single-season total in the NFL since 1993. St. Louis ranked fourth in the NFL by scoring five defensive touchdowns in 2003 and also posted the fourth-most sacks in the NFL. In 2002, the Rams defense finished tied for fourth in the NFC and tied for fifth in the NFL in fewest touchdowns allowed while ranking sixth in the NFC and eighth in the NFL in third-down efficiency.

Smith guided St. Louis to a defensive resurgence upon taking over in 2001. Inheriting a defense coming off a season in which it ranked 23rd in the NFL in total defense while allowing over 29 points per game, Smith improved the unit to third in the NFL in total defense while permitting only 17.0 points per game. The St. Louis defense made one-year leaps to third from 13th in the NFL in run defense and 10th from 27th in pass defense while improving to a conference-high 14 wins from 10 in 2000. The Rams scored five defensive touchdowns in 2001 while starting seven new players on defense, including two rookies.

Preceding his success in St. Louis, Smith contributed to the revival of Tampa Bay's defense as the Buccaneers linebackers coach from 1996-2000. Tampa's defense hadn't ranked above 20th in the NFL in the four seasons prior to Smith's arrival under head coach Tony Dungy and defensive coordinator Monte Kiffin, but had ranks of 11th in 1996, third in 1997, second in 1998, third in 1999, and ninth in 2000. During the five seasons with Smith on the Bucs staff, the team allowed less than 300 points each year while permitting an average of 16.9 points and 258.8 yards per game. Tampa Bay posted only two defensive touchdowns in Smith's first three years, but improved with two in '99 and a franchise-record six in 2000.

Smith's tutelage has brought out the best in his players throughout his career. As linebackers coach at Tampa Bay, Smith helped Derrick Brooks develop into a perennial Pro Bowl selection and one of the NFL's best linebackers. Brooks made the first career Pro Bowl of his team-record 10 career Pro Bowl appearances in his second season - Smith's first season as his position coach. Also in 1996, Smith helped Hardy Nickerson earn his second career Pro Bowl nod. Brooks and Nickerson made a com-

## 20 or More Regular Season Victories, Cumulative, Two Seasons

Years	2-YEAR RECORD	Years	2-YEAR RECORD
1985-86	29-3 (.906)	1987-88	23-8 (.742)
1986-87	25-6 (.806)	1990-91	22-10 (.688)
1984-85	25-7 (.781)	1926-27	21-4-5 (.783)
2005-06	24-8 (.750)	1925-26	21-6-6 (.636)
1933-34	23-2-1 (.904)	1962-63	20-6-2 (.750)



bined eight all-star appearances under Smith. As St. Louis' defensive coordinator, Smith coached DE Leonard Little and safety Aeneas Williams to a pair of Pro Bowls while DE Grant Wistrom became an All-Pro performer. In Smith's first year with the Rams, Little led the team with a career-high 14.5 sacks en route to registering at least 12 sacks in each of Smith's three seasons with the team. Wistrom recorded 21 of his 53 career sacks during Smith's tenure in St. Louis, ranking second on the team in each of those seasons. Safety Adam Archuleta set the St. Louis Rams sack record for defensive backs under Smith's guidance in 2003 after he and LB Tommy Polley each earned all-Rookie honors in 2001.

Overall, Smith has spent 25 years in coaching at the collegiate and professional levels. He began his coaching career at his hometown high school, Big Sandy High School, in 1980 before moving to Cascia Hall Prep in Tulsa the following year. Two years later, Smith made the jump to the college ranks at his alma mater of Tulsa as linebackers coach, where he stayed through 1986. Smith moved on to coach linebackers at Wisconsin (1987), Arizona State (1988-91), and Kentucky (1992). Smith was the defensive backs coach at Tennessee (1993-94) and Ohio State (1995).

A native of Big Sandy, Texas, Smith led the Big Sandy Wildcats to three consecutive state championships in high school and was all-state three years as an end and linebacker. Smith was a two-time all-America and three-time all-Missouri Conference defensive back at Tulsa.

Lovie and his wife, MaryAnne, have three sons, Mikal, Matthew, and Miles. Lovie is very active in the community and gives much of his time to helping the American Diabetes Association - a foundation near to his heart since his mother suffers from Type-2 diabetes. He participates in ADA sponsored events such as the Tour de Cure Bike Ride, the ADA Care to Cure Gala and their Father's Day Dinner. Smith also purchases 10 tickets for every home game as part of the Bears ticket exchange program and donates them to children suffering from diabetes. In addition, he and his wife have started the Lovie Smith and MaryAnne Smith Foundation which is a scholarship program designed to aid qualified high school students to attend college.

## Lovie Smith - Head Coach

Born: 1958, Gladewater, Texas

## Playing Experience

Linebacker, Tulsa, 1976; Strong Safety, 1977-79

## Coaching Experience

**Pro Coach:** Chicago Bears (head coach) 2004-present; St. Louis Rams (assistant head coach/defensive coordinator) 2003; St. Louis Rams (defensive coordinator) 2001-02; Tampa Bay Buccaneers (linebackers) 1996-2000. **College coach:** Ohio State (defensive backs) 1995; Tennessee (defensive backs) 1993-94; Kentucky (linebackers) 1992; Arizona State (linebackers) 1988-1991; Wisconsin (linebackers) 1987; Tulsa (linebackers) 1983-86.

## Pro Coaching Record:

Yr.	Team	Overall*	Playoffs
2004	Chicago Bears	5 - 11 (4th)	
2005	Chicago Bears	11 - 5 (1st)	0-1
2006	Chicago Bears	13 - 3 (1st)	2-1
<b>Total</b>		<b>29 - 19</b>	<b>2-2</b>

\*Number in parentheses indicates final season standing in NFC North

## NFL Rankings

Offense			Defense		
Overall	Rush	Pass	Overall	Rush	Pass
32 (238.5)	25 (101.5)	32 (137.0)	21 (336.9)	25 (128.1)	15 (208.8)
29 (256.3)	8 (131.2)	31 (125.1)	2 (281.8)	11 (102.3)	5 (179.5)
15 (324.9)	15 (119.9)	14 (205.1)	5 (294.1)	6 (99.4)	11 (194.8)

## Aikman Efficiency Ratings

Yr.	Offense	Defense
2004	32 (57.0)	11 (78.7)
2005	28 (66.4)	1 (89.3)
2006	18 (74.2)	2 (86.5)



## BOB BABICH

Defensive Coordinator

Bob Babich takes over as Chicago's defensive coordinator in his fourth year as an assistant coach with the team. Babich assumed responsibility of the Bears defense on February 20, 2007 after three seasons as the team's linebackers coach. Babich added the title of assistant head coach for the 2006 season in which Chicago advanced to the Super Bowl for the first time in 21 years. Initially hired by the Bears on January 17, 2004, Babich was the first assistant to join Lovie Smith's inaugural coaching staff.

Under Babich's guidance, the Bears linebacker corps has been arguably the most productive in the NFL. MLB Brian Urlacher, the 2005 NFL Defensive Player of the Year, and WLB Lance Briggs each made the Pro Bowl following the last two seasons, the first time Chicago has had two Pro Bowl linebackers in consecutive seasons since doing so three straight years from 1985-87. Either Urlacher or Briggs has led the Bears in tackles in each of Babich's first three seasons with the team, Briggs in 2004 (168) and Urlacher in 2005 (171) and in 2006 (185). Briggs was the team runner-up in tackles each of the last two years. SLB Hunter Hillenmeyer also developed into a steady performer under Babich's direction, averaging over 76 tackles during his three years as a member of the team's starting lineup.

Throughout his first three seasons in Chicago, Babich held the responsibility of signaling the defensive play-calls to the players on the field from the sideline. During that time the Bears led the NFL in percentage of points off turnovers, total defensive takeaways, third-down defense and opponent quarterback rating while ranking second in the League in defensive red-zone touchdown ratio, defensive touchdowns and interceptions. Chicago also ranked fourth in the NFL in total opponent fumbles recovered from 2004-06.

Babich began his NFL coaching career in 2003 with St. Louis where he was hired as the team's linebackers coach to serve under Smith, the Rams defensive coordinator at the time. Babich contributed to that defense improving six ranking positions in points allowed from 2002 while jumping from 22nd in the NFL to first with 46 takeaways including a League-leading 22 fumble recoveries. St. Louis defenders also ranked fourth in the NFL in sacks in 2003, up from seventh in 2002.

Prior to joining the Rams, Babich spent 19 years as a college coach of which the final six he served as the head coach at North Dakota State University (1997-2002). In his first head coaching job, Babich amassed a 46-22 career mark by posting five winning seasons with two NCAA Division II playoff appearances. The Bison were 9-2 in the regular season in his first year in 1997 and 12-1 in 2000, reaching the national semifinals before losing to eventual national champion Delta State. Babich's son, Bobby, played for his dad as a freshman at NDSU.

A native of Aliquippa, Pa., Babich served 12 seasons as an assistant coach at the NCAA Division I level at five different schools, most recently instructing linebackers at Pittsburgh (1994-96). Babich began his career as a graduate assistant coach at his alma mater, Tulsa (1984), before being promoted to tight ends coach (1985), assistant offensive line (1986) and strong safeties (1987). It was with the Golden Hurricane that Babich first worked alongside Smith, the school's linebackers coach from 1983-86. From Tulsa, Babich moved on to become an assistant at Wisconsin for two seasons, one as an assistant offensive line coach (1988) and one as tight ends coach (1989). Babich coached linebackers at Bowling Green (1991) and East Carolina (1992-93) before joining the Panthers in 1994.

Babich and his wife, Nancy, have one son, Bobby, daughter-in-law Lacey and a daughter, Janie.

### Bob Babich - Defensive Coordinator

Born: 1961, Aliquippa, Pennsylvania

### Playing Experience

Linebacker, Mesa (Ariz.) C.C., 1979-80  
Linebacker, Tulsa, 1981-1982

### Coaching Experience

**Pro Coach:** Chicago Bears (defensive coordinator) 2007-present, Chicago Bears (asst. head coach/linebackers) 2006, Chicago Bears (linebackers) 2004-2005; St. Louis Rams (linebackers) 2003.  
**College coach:** North Dakota State (head coach) 1997-2002; Pittsburgh (linebackers) 1994-96; East Carolina (linebackers) 1992-93; Bowling Green (linebackers) 1991; Tulsa (volunteer assistant coach/offensive line) 1990; Wisconsin (assistant offensive line/tight ends) 1988-89; Tulsa (tight ends/assistant offensive line/strong safeties) 1985-87; Tulsa (graduate assistant) 1984.



## Offensive Coordinator

## RON TURNER



Ron Turner

Ron Turner is in his seventh year and third consecutive as Chicago's offensive coordinator after directing significant offensive improvement out of the Bears offense in each of his two seasons back as the team's play-caller. Turner contributed to Chicago's advance to Super Bowl XLI by coordinating an offense that ranked 15th in the NFL in total yards in 2006. Previously the Bears offensive coordinator from 1993-96, Turner inherited an offense that ranked last in the NFL in total yards the season before his arrival.

Turner was hired for his second stint with Chicago on January 9, 2005, after eight seasons as the head coach at the University of Illinois. During his earlier four years with the Bears as offensive coordinator/quarterbacks coach under head coach Dave Wannstedt, Turner guided some of the most prolific offenses in club history. He has continued that success in his second tour with the club as his offense contributed to Chicago leading the NFC while tying for second in the NFL with 427 points in 2006, the second-highest single-season scoring total in franchise history. Last season also saw the Bears total the third-most net passing yards (3,281) and sixth-most touchdown passes (24) in team history. Chicago reached the 2,000-yard rushing mark (2,099) in 2005 for the first time since 1990 and just the 17th time since 1965.

The Bears have qualified for the postseason in three of Turner's six overall seasons with the team. He has coordinated the team's offense in each of its last six playoff contests with Chicago owning a 3-3 record in those contests while averaging 25.7 points per game. Turner also holds the distinction of being the offensive coordinator for each of the top two quarterbacks in Bears history in single-season gross passing yardage. Erik Kramer set the franchise record with 3,838 passing yards under Turner in 1995 while Rex Grossman finished 2006 as the runner-up in that category with 3,193 yards following Turner's guidance.

Balance has been a staple of Chicago's offense under Turner's direction. The last two seasons have seen the Bears offense average 495 rush attempts and 489 pass attempts per campaign while topping 4,100 total yards in 2005 and 5,100 yards in 2006. During Turner's first stint with the team, Chicago averaged 482 rush attempts and 491 pass attempts per season while compiling over 4,600 total net yards each year.

Chicago's rushing attack ranks 10th in the NFL during the last two years under Turner with 4,107 yards on the ground during that time, the first time the Bears have combined to rush for more than 4,000 yards in successive seasons since 1990-91. Chicago's running game ranked 15th in the NFL with 1,918 yards in 2006, the team's second-highest single-season total in the last 11 years behind 2005, while producing more rushing touchdowns in a season than it had since 1997.

Turner improved the League ranking of the Bears passing game to 14th in 2006 from next-to-last in 2005 while averaging over 200 passing yards per game for just the second time in the last nine seasons and tallying its highest total of passing touchdowns in a season since 1999. Turner's 2006 revival of Chicago's passing game was led by Grossman, the team's first quarterback to start a complete season under center since 1995. Grossman totaled the second-most passer ratings of 100.0 or more in the NFL in 2006 with seven, one behind the League leader. The Bears finished 2006 tied for ninth in the NFL with 50 passes of 20 yards or more and tied for third with 12 scoring passes of at least 20 yards. Grossman owns the best career regular season winning percentage of any Chicago QB dating back to 1961 at .739 (17-6), including a 14-3 (.824) mark under the guidance of Turner.

Chicago topped the 30-point plateau seven times during the 2006 season, the team's most 30-point games in one campaign since registering eight in 1956, and the offense compiled more than 300 total net yards in 12 of 16 games after doing so just three times in 2005. Chicago's 38 offensive touchdowns (24 passing, 14 rushing) in 2006 were the unit's highest single-season total since scoring 44 in 1995 -- the third season of Turner's first stint with the team. The Bears were the only NFL team with six players with five or more touchdowns in 2006, including four players returning to the team's offense in 2007: WR Bernard Berrian, RB Cedric Benson, TE Desmond Clark and WR Muhsin Muhammad. The last time Chicago had six players combine for at least five touchdowns was 1948.

Imperative to the Bears success in 2005 was Turner's role in grooming fourth-round draft pick Kyle Orton to compile a 10-5 record as the team's rookie starting quarterback. Chicago featured the eighth-ranked running game in the NFL in 2005. The 2,099 rushing yards totaled by the Bears were the franchise's most in a season since 1990 when the team rushed for 2,436 yards. Chicago also tied for the NFL-lead with 19 runs of 20 or more yards in 2005 after recording just seven such rushing gains in 2004. On the season, the Bears rushed for over 100 yards in 13 of 16 regular season games featuring six individual 100-yard rushing performances.

Chicago's offensive unit has displayed improved efficiency and discipline under Turner, ranking as the best in the NFL at capitalizing on opponent turnovers while reducing the negative plays it committed. The Bears led the NFL with 143 points scored off turnovers in 2006 and ranked sixth the year before with 106 takeaway points after ranking 16th with just 74 in 2004, the year before Turner came back to Chicago. In that 2004 season, the Bears allowed a team-record 66 sacks and were called for the second-most offensive penalties in the NFL (67). Turner's arrival coincided with Chicago reducing its sacks allowed to 31 in 2005 and 25 in 2006 while lowering their offensive penalty count to 48 in each season.

Turner helped Chicago to a 33-33 overall record while directing the offense in his first stint with the team despite working with a different starting quarterback each season. The Bears team completion percentages in 1994 (61.4%) and 1995 (60.2%) rank as the highest in team history. Chicago's net passing yard total of 3,743 in 1995 ranks second in team history while the total of 3,185 in 1996 was pushed to fifth in team history by the team's total from 2006. With Erik Kramer at quarterback in 1995, the Bears set a team record for passing yards per game with 233.9 while compiling the fifth-most points in team history with 392. Kramer set club records with 29 touchdown passes and 10 interceptions (least among 16-game starters). The 1995 squad produced the third-most total net yards (5,673) and the second-most first downs (340) in team history. The offense also featured a 1,000-yard rusher and two 1,000-yard receivers in 1995, the only such season in team history.

The 30-season coaching veteran concluded his career as the head coach at Illinois as the school's fourth-winningest coach, going 35-57 while guiding the Illini to a pair of bowl bids highlighted by a Big Ten championship in 2001 and a BCS Bowl bid to the 2002 Nokia Sugar Bowl. The unanimous 2001 Big Ten Coach of the Year presided over three of the top five offenses in Illini history in terms of total yards while four of his eight Illinois squads currently rank in the school's top 10 for scoring, including a school-record 390 points in 2001. Three of the top five all-time leading rushers at Illinois and three of the school's top 10 all-time leading receivers played during the Turner era. There were over 20 former Illini who played under Turner on NFL rosters at the end of the 2006 season.

A second-team junior college All-America wide receiver at Diablo Valley Community College, Turner earned a scholarship to the University of the Pacific where he led the Tigers in receiving in 1975 and 1976 and totaled 40 receptions for 666 yards with three touchdowns. He began his coaching career as a graduate assistant at Pacific before earning his first full-time college job coaching running backs and receivers at Arizona (1978-80). Turner moved on to be an assistant at Northwestern (1981-82), Pittsburgh (1983-84), Southern California (1985-87), Texas A&M (1988) and Stanford (1989-91) before earning his first head coaching job at San Jose State (1992).

Turner was born in 1953 in Martinez, CA. He and his wife, Wendy, have two sons, Morgan and Cameron, and two daughters, Callan and Madison.

### **Ron Turner - Offensive Coordinator**

**Born:** 1953, Martinez, California

### **Playing Experience**

Wide Receiver, Diablo Valley CC, 1973-74

Wide Receiver, Pacific, 1975-76

### **Coaching Experience**

**Pro Coach:** Chicago Bears (offensive coordinator) 2005-present; Chicago Bears (offensive coordinator/quarterbacks) 1993-96. **College coach:** Illinois (head coach) 1997-2004; San Jose State (head coach) 1992; Stanford (offensive coordinator/quarterbacks) 1989-91; Texas A&M (quarterbacks) 1988; Southern California (offensive coordinator/quarterbacks/receivers) 1985-87; Pittsburgh (quarterbacks) 1983-84; Northwestern (quarterbacks/receivers) 1981-82; Arizona (running backs/receivers) 1978-80; Pacific (graduate assistant) 1977.



## Special Teams Coordinator

## DAVE TOUB



Dave Toub

Dave Toub enters his fourth season as Chicago's special teams coordinator coming off a year in which he was voted as the Special Teams Coach of the Year by his NFL coaching peers after his unit was the top-ranked in the League (according to the Dallas Morning News ranking system). Chicago's first time finishing atop the NFL's special teams rankings since the system was created in 1990 was the third time Toub was associated with a season champion in the last six years. The assistant special teams and defensive line coach for the Philadelphia Eagles from 2001-03, the Eagles won the special teams titles in Toub's first and last seasons there. Toub was hired by the Bears on January 24, 2004.

Chicago's special teams unit has ranked among the top third in the NFL throughout Toub's tenure with the team, culminating in last year's No. 1 overall ranking. The Bears ranked in the top-10 in the League in 15 of the 22 categories used in the ranking system in 2006, including starting field position, opponent starting field position and gross punting average. Chicago led the NFL with a team-record 32 field goals and an opponent field goal percentage of 66.7-percent. The Bears also led the League with 179 points scored on special teams (six touchdowns, 32 field goals, 47 extra points) while the coverage teams tied for the NFL lead with four fumble recoveries. Chicago's six special teams fumble recoveries over the last two years is tied for the fourth-most in the League during that time. Toub coordinated Chicago to special teams rankings of 11th in 2005 and 10th in his first season with the team.

The Bears rank among the NFL leaders in nearly every area associated with their coverage and return game during Toub's three years with the team. Chicago ranks sixth in the League with an opponent kickoff return average of 20.7 yards while ranking 14th with an opponent punt return average of 7.9 yards from 2004-06. The Bears are one of just 14 teams that permitted just one special teams return touchdown during that time. Chicago's return game ranks fourth in the NFL with a 10.4-yard punt return average and 25th with 21.5-yard kickoff return average over the same period. Returning more punts (150) for more yards (1,567) than any other team in the NFL during Toub's tenure, Chicago leads the NFL with five punt return touchdowns - including a team-record three in 2006 - since 2004. Recording at least one in each of Toub's seasons with the team, the Bears are the only team in the League to score a punt return touchdown in each of those seasons. Chicago is tied for third in the NFL with three kickoff return touchdowns during that time. Overall, the Bears have returned a League-high 10 kicked balls for touchdowns since 2004, including the postseason.

In 2006, Toub became the first special teams coach in team history to tutor three Pro Bowl performers in one season when special teams specialist Brendon Ayanabadejo, kicker Robbie Gould and kick returner Devin Hester all made their first career all-star appearances. Equaling the single-season franchise record with 28 special teams tackles to tie for the team lead in 2006, Ayanabadejo increased his two-season total with the team to 53. Gould became the first Pro Bowl kicker in team history by leading all NFL kickers and ranking second overall with 143 points in 2006, one shy of the franchise record. Gould set a team record with 32 field goals and is 53-of-63 (84.1%) to rank as the most accurate kicker in Bears history after two seasons. Hester set an NFL record with six return touchdowns as a rookie, plus a seventh to open Super Bowl XLI, while setting a team record with 600 punt return yards.

Reinforcing the team concept of taking advantage of every opportunity to score, over the last two seasons Toub put two current Chicago Bears into position to share the record for longest play in NFL history. Nathan Vasher set the record in 2005 with a 108-yard missed field goal return only to be tied by Hester on the same type of play just 365 days later in 2006. Only seven missed field goals have been returned for touchdowns since the NFL-AFL merger in 1970 and the Bears are the only franchise to achieve the feat twice.

In 2005 Toub's unit ranked second in the NFL in kickoff coverage and 15th in punt coverage. Chicago's kickoff coverage unit ranked 28th in the NFL after three games, but the addition of Gould as a rookie led to improved execution of Toub's coverage plans. The Bears led the NFL by allowing just 18.2 yards per return with Gould kicking off over the final 13 games of the season. The undraft-

ed Penn State product also ranked second among NFL rookies with 82 points while tying for second all-time among Bears rookies with 21 field goals and a .778 conversion percentage.

The Bears special teams ranked 10th in the NFL in Toub's first season with the team highlighted by a League-low opponent net punt average. Toub molded one of the NFL's top kick coverage units despite losing four leading special teams tacklers from the previous season. He developed Adrian Peterson into the team's special teams tackle leader with a career-high 28.

During his stint with Philadelphia (2001-03), Toub helped Eagles special teams coordinator John Harbaugh earn 2001 NFL Special Teams Coach-of-the-Year honors. A ninth-round draft choice of the Eagles in 1985, Toub returned to Philadelphia 16 years later (2001) as the team's special teams/quality control coach.

Toub spent 15 seasons coaching at the college level before making the jump to the NFL, highlighted by 12 years at Missouri (1989-2000). He coached the defensive line for the final three years of his Mizzou stint (1998-2000), spending the previous nine years (1989-98) as the school's head strength coach. Toub helped produce three all-Big 12 linemen from 1998-2000, including Justin Smith, a first-round draft pick by Cincinnati in 2001. In that capacity he was responsible for the training efforts of 18 varsity sports and, in 1998, was named the Big 12 Conference's strength coach of the year. Toub began his coaching career in 1986 at his alma mater, Texas-El Paso, as a graduate assistant. One year later he began a two-year stint as the school's head strength and conditioning coach (1987-88).

A native of Mahopac, N.Y., Toub's NFL playing career included training camp stints with the Eagles in 1985 and the Los Angeles Rams in 1986. His career at UTEP included two all-WAC selections and two Academic all-WAC nominations (1983-84). The two-time team captain was also named the program's most outstanding offensive lineman during his junior and senior seasons. Toub earned his bachelor of science and master's of education degrees from UTEP.

Toub was born in 1962, in Ossining, NY. He and his wife, Cheryl, have one son, Shane, and one daughter, Nicolette.

### Dave Toub - Special Teams Coordinator

**Born:** 1962, Ossining, New York

### Playing Experience

Offensive lineman, Springfield, 1980-81

Offensive lineman, Texas-El Paso, 1983-84

### Coaching Experience

**Pro Coach:** Chicago Bears (special teams coordinator) 2004-present; Philadelphia Eagles (assistant special teams/assistant defensive line) 2001-03. **College coach:** Missouri (defensive line/strength & conditioning) 1989-2000; Texas-El Paso (strength & conditioning) 1987-88.

## THE NFL BY DIVISION

With the addition of the Houston Texans prior to the 2002 season, the NFL re-aligned its divisions, moving from three divisions (Central, East and West) of five teams in each Conference (six teams in the AFC Central) to four divisions (North, South, East and West) of four teams. Seattle moved from the AFC to the NFC West, joining Arizona, St. Louis and San Francisco. Tampa Bay left the NFC Central and moved to the South with Atlanta, Carolina and New Orleans. Houston joined the AFC South. The following is the current division alignment in the NFL.

### AMERICAN FOOTBALL CONFERENCE

East	North	South	West
Buffalo Bills	Baltimore Ravens	Houston Texans	Denver Broncos
Miami Dolphins	Cincinnati Bengals	Indianapolis Colts	Kansas City Chiefs
New England Patriots	Cleveland Browns	Jacksonville Jaguars	Oakland Raiders
New York Jets	Pittsburgh Steelers	Tennessee Titans	San Diego Chargers

### NATIONAL FOOTBALL CONFERENCE

East	North	South	West
Dallas Cowboys	Chicago Bears	Atlanta Falcons	Arizona Cardinals
New York Giants	Detroit Lions	Carolina Panthers	St. Louis Rams
Philadelphia Eagles	Green Bay Packers	New Orleans Saints	San Francisco 49ers
Washington Redskins	Minnesota Vikings	Tampa Bay Buccaneers	Seattle Seahawks



## Tight Ends

## ROB BORAS

Rob Boras is in his fourth season as the Bears tight ends coach. Boras was hired on February 11, 2004, following five seasons at UNLV (1999-2003) where he was head coach John Robinson's offensive coordinator for three years.

Under Boras' tutelage, Bears tight ends have accounted for 119 receptions for 1,317 yards and 13 touchdowns. Those totals reflect 16 percent of the receptions (119 of 750) and yardage (1,317 of 8,288) during the past three seasons while scoring 30 percent of the team's touchdown receptions (13 of 44) during that time. Chicago's leading receiver among tight ends each of Boras' seasons has been Desmond Clark who compiled a career-high 626 yards in 2006 while tying for the team lead and his career high with six touchdown catches. No other tight end in the NFL averaged more yards per reception last year than Clark's career-high 13.9-yard average. John Gilmore and Gabe Reid also contributed to the success of the tight end position over Boras' first three years with the Bears. Added to the roster in 2007 is first-round draft pick Greg Olsen out of Miami. The Bears hadn't selected a tight end with their first pick in the draft since 1961 when Chicago selected Mike Ditka out of Pittsburgh.

During his tenure with the Rebels, UNLV ranked among the nation's leaders in rushing offense, finishing 15th (2002), 16th (2001) and 13th (2000) in rushing while posting 28 individual 100-yard rushing games in 34 contests by seven different players during a three-year stretch (2000-02). Prior to being named offensive coordinator, Boras coached the Rebels offensive line (1999-2000), a group which allowed only 12 quarterback sacks in 2001 and opened holes for a 1,000-yard rusher in consecutive seasons for the first time since 1973-74.

Boras, a two-sport high school standout at Glenbard West in Glen Ellyn, spent one season as the head coach (1998) of NCAA Division III Benedictine University in Lisle, Ill., after four seasons at the University of Texas (1994-97). During his four years with the Longhorns, Boras served as a graduate assistant working with the offensive line (1994), tight ends coach (1995), a special assistant to the team (1996), tight ends coach and assistant special teams coordinator (1997). During his four-year stint in Austin, Texas was Big 12 champions (1996), Southwest Conference champions (1995) and earned trips to the Fiesta Bowl (1996), Sugar Bowl (1995) and Sun Bowl (1994).

Prior to joining the Longhorns, Boras began his coaching career with his alma mater, DePauw University in Greencastle, Ind., following his graduation in 1992, spending two seasons as offensive line coach (1992-93).

Boras is married, Amy, and has three children: son Jackson and daughters Abigail and Ainsley.

**Rob Boras - Tight Ends**

**Born:** 1970, Glen Ellyn, Illinois

**Playing Experience**

Center, DePauw University, 1988-91

**Coaching Experience**

**Pro Coach:** Chicago Bears (tight ends) 2004-present. **College coach:** UNLV (offensive coordinator) 2001-03; UNLV (offensive line) 1999-2000; Benedictine University (head coach) 1998; Texas (assistant offensive line/tight ends/special assistant/assistant special teams coordinator) 1994-97; DePauw University (offensive line) 1992-93.



Rob Boras

**PLAYOFF PAYOUT**

Under terms of the Collective Bargaining Agreement\*, compensation for the 2007-08 postseason will remain the same as last season.

**Playoff Payouts for 2008**

First Round (division winner) ..	\$20,000	Conference Championship ....	\$37,500
First Round (wild card) .....	\$18,000	Super Bowl Winner .....	\$78,000
Division Playoff Game .....	\$20,000	Super Bowl Loser .....	\$40,000

\*Amounts could change based on new CBA



## LUKE BUTKUS

Assistant Offensive Line

Luke Butkus is in his first season as the Bears assistant offensive line coach after being hired on February 19, 2007. Signed by the Bears as an undrafted free agent out of the University of Illinois in 2002, Butkus returns to Chicago after beginning his coaching career with two seasons as a graduate assistant coach with the University of Oregon.

A center during his playing days, Butkus moved into coaching at Oregon after finishing his professional football career in 2004. Butkus retired after going to training camp with the Houston Texans in 2004. Prior to that he played two seasons in NFL Europe, for the Cologne Centurions in 2004 and the Rhein Fire in 2003. Butkus spent most of the 2002 season on the San Diego

Chargers practice squad and went to training camp with the team in 2003. He began his career by spending his rookie offseason and first training camp with the Bears after signing as an undrafted free agent.

Butkus played for current Bears coaches Ron Turner and Harry Hiestand as a four-year letterwinner at the University of Illinois from 1998-2001. He was named a third-team All-American his senior year while also garnering All-Big Ten honors in his season as a team captain.

Butkus is a graduate of Bloom Township High School in suburban Chicago and the nephew of legendary Bears linebacker Dick Butkus. He served as an instructor at the University of Illinois Summer Football Camps from 2002-04 and has done so at the Revie Sorey & Jerry Azumah All-Pro Football Camps since 1995.

### Luke Butkus - Asst. Offensive Line

Born: 1979, Steger, Illinois

### Playing Experience

Offensive Line, Illinois, 1998-2001

Pro Offensive Line: San Diego Chargers, 2002; Rhein Fire (NFL), 2003; Cologne Centurions (NFL), 2004

### Coaching Experience

Pro Coach: Chicago Bears (assistant offensive line) 2007-present. College coach: Oregon (graduate assistant- assistant offensive line) 2005-06.

## 2007 OFFSEASON TRANSACTIONS

- 2/8 ... Sign the following players to 2-year contracts: TE Richard Angulo, DE Copeland Bryan, WR Mike Hass, T Mark LeVoi, QB J.T. O'Sullivan, OG Tyler Reed, WR Brandon Ridaue;
- Sign G Tyler McMeans, Gerald Riggs, Jr., and P Joe Stelly to reserve/futures list
- 2/15 ... Sign Special Teams Coordinator Dave Toub to contract extension;
- Sign K Nick Novak to a 2-year contract
- 2/19 ... Hire Luke Butkus as assistant offensive line coach
- 2/20 ... Promote Bob Babich to defensive coordinator
- 2/23 ... Hire Hardy Nickerson as linebackers coach and Brick Haley as defensive line coach
- 2/28 ... Sign Head Coach Lovie Smith and General Manager Jerry Angelo to contract extensions
- 3/5 ... Hire Pep Hamilton as quarterbacks coach and Charles London as offensive quality control coach
- 3/6 ... Trade Thomas Jones and second-round pick (63rd overall) in 2007 NFL Draft to New York Jets for second-round selection (37th overall) in 2007 NFL Draft
- 3/21 ... Sign defensive coordinator Bob Babich, offensive coordinator Ron Turner, tight ends coach Rob Boras, wide receivers coach Darryl Drake, offensive line coach Harry Hiestand, running backs coach Tim Spencer, defensive backs coach Steven Wilks and strength and conditioning coordinator Rusty Jones to 3-year contracts
- 3/22 ... Acquire S Adam Archuleta for 6th-round selection (190th overall) in 2007 NFL Draft
- 3/25 ... Agree to terms with G Ruben Brown and DT Anthony Adams
- 4/9 ... Sign P Ellipovic to 1-year contract
- 4/28 ... Draft TE Greg Olsen, DE Dan Bazuin, RB Garrett Wolfe, LB Michael Okwo



## Assistant Defensive Backs

## GILL BYRD



Gill Byrd

Gill Byrd, in his second season in Chicago, was hired on February 20, 2006. Byrd is the Bears assistant defensive backs coach this season after serving as the team's defensive quality control coach last year. He came to Chicago from St. Louis where he began his coaching career and spent the previous three years. His first two seasons were spent as the Rams defensive assistant before being promoted to assistant secondary coach for the 2005 campaign.

Byrd compiled a stand-out 10-year NFL career playing exclusively with the San Diego Chargers and retired after the 1993 season as the team's all-time leader in interceptions (42) and interception return yards (546), two records which he still owns. Chosen by the Chargers with the 22nd overall pick of the first round in the 1983 NFL Draft, Byrd led all NFL cornerbacks in interceptions for three consecutive seasons (1989-91) and paced the Chargers in four straight years (1988-91). Earning All-NFL honors from The Sporting News in 1989 and Football Digest in 1990, Byrd was selected to the Pro Bowl following the 1991 and 1992 seasons. He spent the 1993 season on Injured Reserve with San Diego before retiring. Byrd was inducted into the Chargers Hall of Fame in 1998.

He returned to the NFL with the Green Bay Packers in 1999, serving as the team's executive director/player programs and community affairs for two seasons (1999-2001). In that role, Byrd directed the family assistance program of the Packers' players along with guiding players in continuing education, financial education and career internships. He began his coaching career as a volunteer with the Rams in 2003 under then-defensive coordinator Lovie Smith. Byrd earned a coaching contract at the end of the 2003 season and was promoted to assistant secondary coach in 2005.

Byrd graduated from San Jose State with a degree in finance. He and wife Marilyn have two sons: Gill II lettered three years as a defensive back at New Mexico State and Jairus is a redshirt sophomore cornerback at Oregon.

**Gill Byrd - Asst. Defensive Backs**

**Born:** 1961, San Francisco, California

**Playing Experience**

Cornerback, San Jose State, 1978-82  
Pro Cornerback/Safety, San Diego Chargers, 1983-92

**Coaching Experience**

**Pro Coach:** Chicago Bears (defensive quality control) 2006; St. Louis Rams (assistant secondary) 2005, (defensive assistant) 2003-04.

**2007 OFFSEASON TRANSACTIONS (cont.)**

- 4/29 ... **Draft** G Josh Beekman, S Kevin Payne, DB Corey Graham, CB Trumaine McBride, T Aaron Brant
- 4/30 ... **Sign** the following undrafted free agents: WR David Ball, DE Chris Frome, WR Drisan James, QB Chris Leak, S Jay Staggs, WR Jayson Swain, LB Danny Verdun-Wheeler
- 5/7 ... **Sign** the following undrafted free agents: RB Josh Allen, DT Tory Collins, CB Greg Fassitt, TE Fontel Mines, CB Tim Mixon, S Andrew Shanley  
**Release** WR Airese Currie
- 5/8 ... **Release** S Nick Turnbull
- 5/15 ... **Sign** RB Garrett Wolfe to 4-year contract
- 5/16 ... **Sign** S Kevin Payne to 4-year contract
- 5/18 ... **Release** TE Richard Angulo, RB Gerald Riggs, Jr., WR Jayson Swain
- 5/21 ... **Sign** DB Corey Graham to 4-year contract
- 5/22 ... **Sign** CB Trumaine McBride to 4-year contract
- 5/23 ... **Sign** T Aaron Brant to 4-year contract
- 5/29 ... **Sign** LB Michael Okwo and G Josh Beekman to 4-year contracts
- 6/5 ... **Sign** WR Timon Marshall to 3-year contract
- 6/11 ... **Waive/Injured** FB J.D. Runnels
- 6/12 ... **Sign** FB Obafemi Ayanbadejo to a 1-year contract
- 6/25 ... **Waive** DT Tank Johnson
- 6/25 ... **Sign** CB Nathan Vasher to a 5-year contract



## DARRYL DRAKE

### Wide Receivers

Darryl Drake is in his fourth season as the Bears wide receivers coach. Drake was hired on February 6, 2004 after coaching 21 seasons at the collegiate level. He came to Chicago after six seasons (1998-2003) as the receivers coach at the University of Texas, adding the title of associate head coach on Mack Brown's Longhorns staff prior to the 2003 season.

Drake's experience as a collegiate tutor of wide receivers has served him well during his time with the Bears as he worked with young receiving corps in each of his first three seasons in Chicago. Throughout his tenure, 10-year veteran Muhsin Muhammad is the only receiver with more than four years experience with which Drake has opened a season. During that time, fourth-year man Bernard Berrian has developed into a reliable big-play threat while third-year men Mark Bradley and Rashied Davis have made significant contributions as well.

The Bears completed 2006 as the NFL leaders by hauling in 95.9-percent (282 of 294) of the catchable balls thrown their way. The 12 drops by Chicago's receivers during the season equaled Buffalo for fewest in the League. The previous year saw the Bears finish 29th in the NFL by catching 89.4-percent (219 of 245) of catchable passes. Chicago had six 100-yard performances by three different receivers in 2006, the first time the team had that many in one season since 2001. The Bears offense produced a 100-yard receiver in three of the first four games of the regular season after being the only team in the NFC without one in 2005.

Muhammad brought his veteran presence to the team for the 2005 season and caught 64 passes, the highest total for a Bears receiver since 2002, to lead a group of young receivers. Berrian tied for the team lead with two touchdown catches as a rookie in Drake's first season with the team in 2004.

At Texas, Drake guided three different Longhorns wide receivers to first-team all-Big 12 honors and directed three of the most productive receiving duos in UT history. While coaching the only 1,000-yard receivers in the school's history, the Longhorns averaged nearly 10 wins a season. Drake mentored first-round draft pick Roy Williams, who finished his UT career as the leading receiver in school history with 251 receptions for 4,017 yards (16.0 yards per receptions) and 37 touchdowns.

Prior to UT, Drake spent one season as the offensive coordinator and quarterbacks coach at Baylor (1997) after five seasons coaching wide receivers at Georgia (1992-96). During his time with the Bulldogs, Drake tutored some of the top receivers in the SEC: Andre Hastings, Brice Hunter and NFL Pro Bowler Hines Ward.

Drake began his coaching career at Western Kentucky as a graduate assistant coach (1983-84) and spent nine seasons with the Hilltoppers, working with the wide receivers for four seasons (1985-88), the secondary for two years (1989-90) and serving as the passing game coordinator/quarterbacks coach in 1991. He starred as a wide receiver for WKU in 1975 and during the 1977-78 seasons. He was a member of their 11-2 OVC Championship squad that played in the NCAA Division II Championship game in 1975.

Following his collegiate career, Drake spent time in professional football with the Washington Redskins (1979), Ottawa Roughriders of the Canadian Football League (1981) and Cincinnati Bengals (1983). The Louisville, Ky., native earned his bachelor's (1980) and master's (1984) from Western Kentucky.

Drake was an all-state performer in football and an All-American in both track and field and basketball at Flaget High School in Louisville. He and his wife, Sheila, have three daughters, Shanice, Felisha and Marian.

### Darryl Drake - Wide Receivers

**Born:** 1956, Louisville, Kentucky

### Playing Experience

Wide receiver, Western Kentucky, 1975-78  
Pro wide receiver, Washington Redskins, 1979;  
Ottawa Roughriders (CFL), 1981; Cincinnati  
Bengals, 1983

### Coaching Experience

**Pro Coach:** Chicago Bears (wide receivers) 2004-present. **College coach:** Texas (associate head coach/wide receivers) 2003; Texas (wide receivers) 1998-2002; Baylor (offensive coordinator/quarterbacks) 1997; Georgia (wide receivers) 1992-96; Western Kentucky (passing game coordinator/QBs/secondary/wide receivers/graduate assistant) 1983-91.



## Defensive Line

## BRICK HALEY

Brick Haley, in his first season as the Bears defensive line coach, was hired on February 23, 2007. The 18-year coaching veteran comes to Chicago after three seasons as the defensive line coach at Mississippi State. Haley has been a collegiate coach at eight institutions, including time as a defensive coordinator at Baylor and Troy State.

Haley spent the last three seasons as the defensive line coach for Mississippi State University. Haley helped improve a Bulldogs defense that finished 41st in the nation in 2006 after finishing 113th a year before his arrival. MSU ranked 36th in rush defense last year and 33rd in tackles for loss. Under Haley's watch, Bulldogs defensive end Titus Brown developed into a second-team All-SEC selection after leading the team and ranking fifth in the conference in sacks in 2006. Another Haley protégé, Michael Heard, ranked 10th in the SEC in sacks in 2006. The previous year Haley coached the SEC leader in sacks (third in NCAA) and tackles for loss (fourth in NCAA) in Willie Evans.

Before arriving at Mississippi State, Haley spent 2002-03 as Georgia Tech's linebackers coach where he helped the Yellow Jackets to a pair of postseason bowl games. In 2003 he coached a first-team All-ACC performer after Tech's trio of starting linebackers finished the 2002 season as the team's top-three tacklers.

Previously, Haley was the defensive coordinator and linebackers coach at Baylor (1999-2001) after coaching outside linebackers for one season each at Clemson (1998) and Houston (1997). The defensive line coach at Troy State from 1994-96, he was promoted to defensive coordinator following the 1996 campaign before leaving for the position at Houston. Haley coached the defensive line at Austin Peay from 1991-93 after starting his college coaching career as a graduate assistant at Arkansas in 1990. His first coaching job was at Enterprise (Ala.) High School in 1989.

The Gadsden, Ala., native played linebacker at Alabama A&M from 1984-88 and was inducted into the school's Athletic Hall of Fame in 2005. He received Alabama A&M's Inspiration Award in 1987 and was named MVP for the 1988 season. He and his wife, Tina, have three sons: Adrian, A.J. and Jeremy.



Brick Haley

## Brick Haley - Defensive Line

Born: 1966, Gadsden, Alabama

## Playing Experience

Linebacker, Alabama A&M, 1984-88

## Coaching Experience

**Pro Coach:** Chicago Bears (defensive line) 2007-present. **College coach:** Mississippi State (defensive line) 2004-07; Georgia Tech (linebackers) 2001-04; Baylor (linebackers/defensive coordinator) 1999-2001; Clemson (linebackers) 1998-99; Houston (linebackers) 1996-97; Troy State (defensive line) 1993-96; Austin Peay (defensive line) 1991-93; Arkansas (graduate assistant defensive line) 1990-91.

## DEFENSIVE LINE SACKS

The following are the leading sackers among Bears defensive linemen since 1985:

Year	Name	Pos	Sacks	Year	Name	Pos	Sacks
2006	Mark Anderson	DE	12.0	1995	Jim Flanigan	LT	11.0
2005	Adewale Ogunleye	LE	10.0	1994	Trace Armstrong	LE	7.5
2004	Alex Brown	RE	6.0	1993	Richard Dent	RE	12.5
2003	Alex Brown	RE	5.5	1992	Steve McMichael	LT	10.5
2002	Phillip Daniels	LE	5.5	1991	Richard Dent	RE	10.5
2001	Phillip Daniels	RE	9.0	1990	Richard Dent	RE	12.0
2000	Phillip Daniels	RE	6.0	1989	Richard Dent	RE	9.0
1999	Clyde Simmons	DE	7.0	1988	Steve McMichael	LT	11.5
1998	Jim Flanigan	LT	8.5	1987	Richard Dent	RE	13.5
1997	Jim Flanigan	LT	6.0	1986	Richard Dent	RE	11.5
1996	Alonzo Spellman	RE	8.0	1985	Richard Dent	RE	17.0



## PEP HAMILTON

**Quarterbacks**

Pep Hamilton, in his first season as the Bears quarterbacks coach, was hired on March 5, 2007. A veteran of four seasons as an NFL assistant with a pair of organizations, Hamilton comes to Chicago after one season as the offensive assistant/quarterbacks coach of the San Francisco 49ers.

Under Hamilton's direction, promising young quarterback Alex Smith made strides in his second NFL season while becoming the first signal-caller in team history to take every snap from center over an entire campaign. Before joining the 49ers, Hamilton spent three seasons with the New York Jets, joining the team as offensive quality control coach in 2003. In 2004, he was elevated to offensive assistant/quarterbacks coach where he was

charged with the responsibility of acclimating free agent QB Quincy Carter to the Jets offensive system. With Hamilton's tutelage, Carter led New York to a 2-1 record in three starts. Hamilton was named the team's wide receivers coach for the 2005 season, helping Laveranues Coles catch 73 passes for 845 yards with five touchdowns to rank 14th among AFC receivers. Hamilton got his first NFL experience working as a summer coaching intern with the Kansas City Chiefs in 2000 and the Washington Redskins in 2001 and a pro scouting intern with the Baltimore Ravens during the summer of 2002.

The former college quarterback began his coaching career with four seasons at his alma mater of Howard University. He was the Bison's quarterbacks coach from 1997-2001 while as serving as the team's offensive coordinator from 1999-2001.

A quarterback at Howard from 1993-96, Hamilton earned the team's scholar-athlete award two consecutive years (1995-96) before graduating with a business degree in 1997. Hamilton and his wife have a son and daughter.

### Pep Hamilton - Quarterbacks

Born: 1974, Charlotte, North Carolina

### Playing Experience

Quarterback, Howard University, 1993-96

### Coaching Experience

**Pro Coach:** Chicago Bears (quarterbacks) 2007-present; San Francisco 49ers (offensive assistant/quarterbacks) 2006; New York Jets (wide receivers) 2005; New York Jets (offensive assistant/quarterbacks) 2004; New York Jets (offensive quality control) 2003. **College coach:** Howard University (Offensive Coordinator) 1999-2001; Howard University (QB Coach) 1997-2001.

## PLAYOFF APPEARANCES

The Bears, who won the NFC North in 2006, rank tied for fourth in the NFL in all-time playoff appearances. Only Dallas (28), the New York Giants (28) and St. Louis (27) have reached the playoffs more than Chicago. The Bears have an overall playoff record of 16-17 including a 12-7 (.632) record at home and 4-10 (.286) mark on the road.

Team	Playoff App.	Team	Playoff App.	Team	Playoff App.
Dallas	28	Washington	21	Seattle	9
N.Y. Giants	28	Indianapolis	20	Tampa Bay	9
St. Louis	27	Philadelphia	20	Atlanta	8
Chicago	24	Tennessee	19	Cincinnati	8
Cleveland	24	Buffalo	17	Arizona	6
Minnesota	24	Denver	17	New Orleans	6
Green Bay	23	Kansas City	15	Jacksonville	5
Pittsburgh	23	New England	15	Baltimore	4
San Francisco	22	Detroit	14	Carolina	3
Miami	21	San Diego	14		
Oakland	21	N.Y. Jets	12		



## Offensive Line

## HARRY HIESTAND



Harry Hiestand

Harry Hiestand, in his third season as Chicago's offensive line coach, was hired on January 11, 2005. Hiestand spent the previous eight seasons serving in the same capacity at the University of Illinois under current Bears offensive coordinator Ron Turner when he was the head coach of the Illini. A 24-year coaching veteran, he has been coaching offensive linemen and tight ends since 1983, and was the offensive line coach for 16 consecutive seasons at three Division I universities.

Under the direction of Hiestand over the previous two seasons, Chicago's offensive line has contributed to the team rushing for at least 100 yards in 25 of 32 regular season games (13 in 2005 and 12 in 2006). That is the most games in a two-season span since the 1990-1991 seasons when the Bears rushed for over 100 yards in 28 contests (16 in 1990 and 12 in 1991). The Bears are set to return all five starters from their 2006 starting offensive line, four of which started all 16 games in 2006. The unit as a whole averages over 126 career starts per man, more than 138 games played and over nine seasons in the NFL with a combined 21 career post-season starts.

Chicago has reduced its number of sacks allowed in each of Hiestand's first two seasons. Only five teams allowed fewer sacks than the 25 by the Bears in 2006, the lowest total given up by the team since allowing 17 in 2001. The Bears tied for 10th in the league by allowing 31 sacks in 2005, just 13 over the final eight contests of the campaign. Chicago also tied for fifth in the NFL by holding three opponents without a sack in 2005, the most by a Bears team since the 2001 squad held seven foes without a sack.

During his tenure at Illinois, Hiestand tutored 12 all-Big Ten selections on the offensive line. Every senior starting offensive linemen in Hiestand's first seven years with the Illini was signed to an NFL contract for at least one season.

Hiestand joined Illinois in 1997 after spending three seasons as the offensive line coach at Missouri (1994-96), helping the Tigers produce the ninth-leading rushing attack in the NCAA with a rushing average of 250.7 yards per game in 1996. In that same season, three of Hiestand's offensive linemen earned all-Big 12 honors. Prior to his stint at Missouri, Hiestand coached the offensive line at Cincinnati for five seasons (1989-93), was the run-game coordinator in 1992 and offensive coordinator in 1993. Hiestand also coached tight ends and assisted with the offensive line at Toledo in 1988, was a graduate assistant at Southern California in 1987 and tight ends and assistant offensive line coach at Pennsylvania in 1986.

The Malvern, Pa., native began his coaching career at his alma mater, East Stroudsburg University, after an injury ended his playing career. Hiestand played two years at Springfield College before spending one season at East Stroudsburg. Of his seven previous coaching stops, Hiestand has been a part of a league championship team at five of those: East Stroudsburg (1982-83), Penn (1986), USC (1987), Cincinnati (1993) and Illinois (2001). He was also on the Trojan staff for the 1988 Rose Bowl.

Hiestand earned his bachelor's degree in health and physical education from East Stroudsburg in 1983. He and his wife, Terri, have three sons, Michael, Matthew and Mark, and one daughter, Sarah.

**Harry Hiestand - Offensive Line**

**Born:** 1958, Malvern, Pennsylvania

**Playing Experience**

Offensive Lineman, Springfield College, 1978-79  
Offensive Lineman, E. Stroudsburg, 1980-81

**Coaching Experience**

**Pro Coach:** Chicago Bears (offensive line) 2005-present. **College coach:** Illinois (assistant head coach/offensive line) 2000-04; Illinois (offensive line) 1997-99; Missouri (offensive line) 1994-96; Cincinnati (offensive coordinator/offensive line) 1989-93; Toledo (tight ends/asst. offensive line) 1988-89; Southern California (graduate assistant) 1987-88; Pennsylvania (tight ends) 1986; East Stroudsburg (offensive line) 1983-85; East Stroudsburg (student assistant) 1981-82.



## LLOYD LEE

Defensive Assistant

Lloyd Lee, in his fourth season as an assistant coach with the Bears, was hired on January 23, 2004. Lee will be the nickelbacks coach for Chicago this season after serving that capacity while assisting with the linebackers last year as the team's defensive assistant. He was promoted to that position on February 20, 2006 after spending his first two seasons with the Bears as their defensive quality control coach.

Lee joined the Bears following three seasons as a pro scout with the Tampa Bay Buccaneers. While at Tampa Bay, Lee assisted the pro personnel department in the recruiting and signing of NFL free agents as well as scouting and compiling reports on free agents and players on the Buccaneers roster.

A native of Bloomington, Minn., Lee originally entered the NFL as a college free agent with the San Diego Chargers in 1998. Lee spent time on the Chargers roster and practice squad during the 1998 and 1999 seasons. He was a four-year starter at safety at Dartmouth College (1994-98), earning Division I-AA All-America honors and was an All-ECAC selection while helping lead Dartmouth to an undefeated season and Ivy League Championship in 1996. Lee and his wife, Katy, have one daughter Samaira.

## Lloyd Lee - Defensive Assistant

Born: 1976, Minneapolis, Minnesota

## Playing Experience

Safety, Dartmouth, 1994-98

Pro Safety, San Diego Chargers, 1998-99

## Coaching Experience

Pro Coach: Chicago Bears (defensive assistant) 2006-present, (defensive quality control) 2004-05.

## KICKOFF WEEKEND WINS

The Bears own 49 opening-day victories overall, more than any NFL franchise. The Dallas Cowboys are 31-15-1 on opening day and their .670 opening-day winning percentage (with at least 13 opening-day games) is tops in league history. The two teams squared off on Kickoff Weekend in 1996 and the Bears beat the Cowboys 22-6 on *Monday Night Football* at Soldier Field.

Chicago, 49-33-5 (.592) in 87 previous season openers, won its season opener in 2006, shutting out Green Bay 26-0 at Lambeau Field to snap a three-season opening-game losing streak. Both Atlanta and Pittsburgh currently have the longest opening day win streak with four, while Detroit sits on the other end of the spectrum with four consecutive season-opening losses.

## OPENING GAME RECORDS OF NFL TEAMS

AFC	W L T			Pct.	Longest Streaks			NFC	W L T			Pct.	Longest Streaks		
					W	L	Current						W	L	Current
JAX	9	3	0	.750	6	2	W-3	DAL	31	15	1	.670	17	5	L-1
DEN	29	17	1	.628	4	4	L-2	CHI	49	33	5	.592	9	6	W-1
SD	27	20	0	.574	6	6	W-1	NYG	46	31	5	.591	4	3	L-1
MIA	23	17	1	.573	11	5	L-1	MIN	26	19	1	.576	5	3	W-1
KC	26	21	0	.553	7	4	L-1	GB	47	36	3	.564	5	6	L-1
PIT	36	32	4	.528	4	3	W-4	STL	38	31	0	.551	5	6	W-1
IND	32	30	1	.516	8	8	W-2	DET	41	34	2	.545	10	4	L-4
OAK	24	23	0	.511	5	5	L-4	ATL	22	19	0	.537	5	3	W-4
TEN	24	23	0	.511	4	3	L-2	SF	29	27	1	.518	5	3	L-1
CLE	27	27	0	.500	5	6	L-2	WAS	36	35	4	.507	6	5	L-1
NE	23	24	0	.489	6	3	W-3	TB	13	18	0	.419	3	5	L-1
CIN	18	21	0	.462	4	4	W-2	ARI	34	50	2	.407	6	7	W-1
NYJ	20	27	0	.426	3	5	W-1	PHI	29	43	1	.404	5	9	W-1
BUF	19	28	0	.404	6	5	L-1	CAR	4	8	0	.333	3	4	L-3
HOU	2	3	0	.400	2	3	L-3	NO	13	27	0	.325	2	6	W-2
BAL	4	7	0	.364	2	4	W-1	SEA	10	21	0	.323	3	8	W-1



## Offensive Quality Control CHARLES LONDON

Charles London, in his first season as the Bears offensive quality control coach, was hired on March 1, 2007. London comes to Chicago after three years (2004-06) as an assistant at Duke University, his alma mater.

London was elevated to assistant running backs coach at Duke for the 2006 season after spending the prior two years as a graduate assistant for the Blue Devils. During his season as running backs coach he also assisted with special teams in addition to his regional recruiting assignments. London's seasons as a graduate assistant were split between working directly with Duke's offensive and defensive coordinators. London spent time during the summer of 2005 as a coaching intern with the New England Patriots through the NFL Minority Internship program. Before getting into coaching, London was the Director of Stadium Operations for Gillette Stadium from 2001-04 prior to joining the Duke staff. He also worked as a Stadium Assistant Manager with the Cleveland Browns from 1999-2001 and as an Events Manager for Disney's Wide World of Sports from 1998-99.

London lettered as a running back at Duke from 1994-1996, appearing in 34 games over three seasons. He also lettered on the Duke track team for two years, competing in the 4x100-meter relay team. London was a member of the 1994 team that played in the Hall of Fame Bowl. He earned Duke's Trinity Teammate Award and Carmen Falcone Award for excellence in athletics and academics in 1996 and the College Football Hall of Fame Foundation Award in 1997. London was a member of the ACC Honor Roll in 1996-97.

London, born in 1975, received a degree in political science from Duke in 1996 before returning to campus to earn a master's degree in humanities in 2006. The Dunwoody, Ga. native was selected to play in the Georgia-Florida All-Star game following his prep career.



Charles London

### Charles London - Off. Quality Control

Born: 1975, Fairfax, Virginia

### Playing Experience

Running Back, Duke, 1993-96

### Coaching Experience

Pro Coach: Chicago Bears (offensive quality control) 2007-present. College coach: Duke (Running Backs) 2006; Duke (Graduate Assistant Coach) 2004-2005

## 2006 QUARTER-BY-QUARTER SCORING

Team	Bears Points Scored						Opponents Points Scored					
	QT1	QT2	QT3	QT4	OT	TOT	QT1	QT2	QT3	QT4	OT	TOT
@ GB	7	9	3	7	-	26	0	0	0	0	-	0
DET	10	14	7	3	-	34	0	0	7	0	-	7
@ MIN	3	0	6	10	-	19	3	3	0	10	-	16
SEA	7	13	14	3	-	37	3	3	0	0	-	6
BUF	6	21	3	10	-	40	0	0	0	7	-	7
@ ARI	0	0	10	14	-	24	14	6	3	0	-	23
SF	24	17	0	0	-	41	0	0	0	10	-	10
MIA	3	7	3	0	-	13	0	14	7	10	-	31
@ NYG	3	7	14	14	-	38	7	6	7	0	-	20
@ NYJ	0	0	3	7	-	10	0	0	0	0	-	0
@ NE	0	3	0	10	-	13	0	10	0	7	-	17
MIN	0	7	14	2	-	23	0	3	3	7	-	13
@ STL	0	14	14	14	-	42	0	13	0	14	-	27
TB	7	14	3	7	3	34	0	3	7	21	0	31
@ DET	3	14	0	9	-	26	7	0	14	0	-	21
GB	0	0	7	0	-	7	13	10	0	3	-	26
	73	140	101	110	3	427	47	71	48	89	0	255



## HARDY NICKERSON

Linebackers

Hardy Nickerson, in his first season as Chicago's linebackers coach, was hired on February 23, 2007. Nickerson is in his first season as a full-time assistant coach after participating in the NFL's Minority Coaching Fellowship Program with the Bears during training camp in 2004. A five-time Pro Bowl selection at linebacker during a 16-year NFL career spent with four teams, he comes to Chicago after spending the 2006 season as a color analyst for the Tampa Bay Buccaneers Radio Network.

Drafted by the Pittsburgh Steelers in the fifth round (122nd overall) of the 1987 NFL Draft, Nickerson was a member of the Steelers (1987-1992), Buccaneers (1993-1999), Jacksonville Jaguars (2000-2001) and Green Bay Packers (2002) during his playing career. During his seven years in Tampa Bay, he was chosen as the NFLPA Linebacker of the Year, twice named to the *Associated Press* All-Pro Team and earned MVP honors along with numerous other awards. Nickerson was a second-team selection to the 1990s NFL All-Decade Team to highlight a career in which he averaged over 14 games played and over 116 tackles per season. He totaled more than 100 tackles in nine of his final 11 seasons, achieving a career-high of 230 in 2001 with the Jaguars to establish their franchise record. Nickerson started at least 14 games in all but five of his seasons in the League including five seasons in which he started every game. He totaled 1,867 tackles, 21 sacks and 12 interceptions while starting 200 of 225 career games played.

Nickerson averaged over 137 tackles per season from 1996-1999 while playing under the tutelage of then-Buccaneers linebackers coach Lovie Smith. He was named to the Pro Bowl all four seasons he worked with Smith after receiving his first career all-star berth in 1993, his first season with the Bucs.

A three-time team MVP during his college career at the University of California (1983-86), Nickerson totaled 501 tackles (281 solos) with 4.5 sacks and eight interceptions during his time in Berkeley. He graduated with a B.A. in sociology.

Born in 1965 in Compton, Calif., Nickerson and his wife, Amy, have three children, daughter, Ashleigh and twins - son, Hardy, and daughter, Haleigh. He lettered in track and football at Verbum Dei High School in Los Angeles where he helped his team post a 25-game winning streak including 13 shutouts. Following the 1997 season, Nickerson was selected as the recipient of the NFL's Byron "Whizzer" White Award, one of the most prestigious awards given in sports, awarded to one NFL player who exhibits excellence, both on the field and in the community. Nickerson's honor was in recognition of his dedication to educating at-risk youth through the Hardy Nickerson Foundation, which was established in 1996.

### Hardy Nickerson - Linebackers

Born: 1965, Compton, California

### Playing Experience

Linebacker, California, 1983-86

Pro linebacker, Pittsburgh, 1987-92; Tampa Bay 1993-99; Jacksonville 2000-01; Green Bay 2002

### Coaching Experience

Pro Coach: Chicago Bears (linebackers) 2007-present.

## GETTING TO HALAS HALL

**FROM THE LOOP** - Take 90/94 (Kennedy Expressway) west to 94 north (Edens Expressway). Continue on 94 (the "spur"), which becomes the Tri-state Tollway. Exit at Town Line Road (IL Route 60) and turn right (east). Take a left at the first light, which is Field Drive. (The next light is Field Court; you can also make a left there and proceed around its bend until it merges with Field Drive). Drive about 1.2 miles north along Field Drive. Turn gently right onto Football Drive (the last road on your right) and proceed to the entry gate.

**FROM O'HARE AIRPORT** - Take 294 (the Tri-state Tollway) north. Exit at Town Line Road (IL Route 60), turn right (east), and proceed as directed with underlined text, above.



## Assistant Special Teams

## KEVIN O'DEA

Kevin O'Dea, in his second season as the Bears assistant special teams coach, was hired on February 14, 2006. His first year in Chicago saw the veteran of 13 seasons as an NFL assistant contribute to the Bears leading the League in overall special teams rankings (according to the Dallas Morning News ranking system). It marked the first time Chicago had the top-ranked special teams unit in the NFL since the ranking system was created in 1990. O'Dea came to Chicago after spending the previous two seasons as the special teams coach of the Arizona Cardinals.



Kevin O'Dea

The highlight of O'Dea's tenure in Arizona was his work with kicker Neil Rackers, who was selected to his first Pro Bowl following the 2005 season and was the first kicker selected from the Cardinals since 1976 (Jim Bakken). Rackers set an NFL record for most field goals in a season with 40 while tying for the third-longest streak in league history with 31 consecutive field goal conversions in 2005. As a team, the Cardinals established new NFL marks for most field goals over 40 yards (19), most field goals by an individual (Rackers, 40) and most field goals by a team (43). O'Dea significantly improved the Cardinals coverage units in his first season with the team, reducing their opponent's punt return average by 2.8 yards while cutting nearly six yards off their opponent's average field position after kickoffs, back to the 23.8-yard line after standing at the 29.5-yard line the previous campaign. Tackles inside-the-20 improved from four in 2003 to 18 in 2004.

Prior to directing Arizona's special teams, O'Dea spent two seasons as the special teams assistant for the Detroit Lions. O'Dea worked with a unit that ranked fourth in the NFL with 12.3-yard punt return average, eighth with a 22.6-yard kickoff return average and second with a .957 field goal percentage (22-of-23). Previously he spent six seasons with the Tampa Bay Buccaneers, serving as an offensive assistant in 2001 after being the defensive assistant from 1996-2000. In those roles O'Dea handled all aspects of game preparation and the production of scouting reports, opponent video breakdowns and playbook and gameplan assembly. He began his NFL career in a similar capacity with the San Diego Chargers from 1994-95.

O'Dea jumped to the professional ranks following eight years as a collegiate coach capped off by three years at Penn State where, as a graduate assistant, O'Dea worked with the wide receivers (1991), then was named assistant strength coach/defensive line/linebackers for the 1992 and 1993 seasons. Prior to that, O'Dea spent three years at the University of Virginia, as a graduate assistant from 1988-89 and as assistant strength coach in 1990. He also spent 1987 as the freshman defensive backs coach at Cornell.

A native of Williamsport, Pa., O'Dea spent a four-year term in the Coast Guard (1979-83) before enrolling at Lock Haven University where he played wide receiver and defensive back until a back injury cut short his playing career. While still a student, he coached wide receivers at Lock Haven and earned a degree in fitness management. O'Dea later obtained a master's degree in education from the University of Virginia. He and his wife, Mary Anne, have two sons, Sean Michael and Ryan Matthew.

**Kevin O'Dea - Assistant Special Teams**

**Born:** 1960, Williamsport, Pennsylvania

**Playing Experience**

Wide receiver, defensive back, Lock Haven University, 1984-85

**Coaching Experience**

**Pro Coach:** Chicago Bears (assistant special teams) 2006-present; Arizona Cardinals (special teams) 2004-05; Detroit Lions (special teams assistant) 2002-03; Tampa Bay Buccaneers (offensive/defensive assistant) 1996-01; San Diego Chargers (defensive/special teams assistant) 1994-95. **College coach:** Penn State (assistant strength/defensive line/linebackers) 1992-93; Penn State (graduate assistant) 1991; Virginia (graduate assistant) 1988-90; Cornell (defensive backs-freshman) 1987; Lock Haven (wide receivers) 1986.



## TIM SPENCER

### Running Backs

Tim Spencer, in his fourth season as the Bears running backs coach, was named to his current position on January 27, 2004. During Spencer's time in Chicago, the team ranks 10th among all NFL teams with 5,641 rushing yards for an average of 117.5 yards per game. Spencer came to the NFL following 10 seasons of tutoring the ball carriers at his alma mater of The Ohio State University. Spencer was the position coach for Eddie George during his Heisman Trophy-winning season of 1995 during the Buckeyes national championship season in 2002.

Spencer has presided over a rushing renaissance in Chicago in which the team has recorded one of its most productive three-season periods in the last 20 years. The Bears have rushed for 100 yards in 35 of 48 games over the last three regular seasons (10 in 2004, 13 in 2005 and 12 in 2006), the team's most times rushing for the century plateau in a three-season span since the 1990-1992 seasons. Chicago reached the 100-yard mark in 37 contests (16 in 1990, 12 in 1991 and nine in 1992) during that time. The Bears running game has averaged over 2,000 yards on the ground over the last two seasons.

The Bears were one of just three teams in the NFL in 2006 that had two players rush for six or more touchdowns as Cedric Benson and Thomas Jones tied for the team lead with six each. The last time two Chicago backs accomplished that feat was Neal Anderson and Brad Muster in 1991. Spencer's unit fell less than 100 yards shy of reaching the 2,000 rushing yard mark as a team in 2006 after topping that milestone in 2005 for the first time in 15 seasons. Led by Jones' career-high 1,335-yard rushing total in 2005, the Bears rushing attack under the direction of Spencer had three players lead the team in yards on the ground in at least one game during the season. In his first season with the Bears, Spencer helped Jones set a Bears single-season record for receptions by a running back with a career-high 56.

Spencer was part of three Big Ten championship teams (1996, 1998, 2003) as a coach at OSU and was part of an offensive attack which led the Big Ten in scoring offense and total offense three of his 10 seasons (1995, 1996, 1998). Including George (twice), he produced 1,000-yard rushers six times during his tenure (Pepe Pearson, Michael Wiley, Jonathan Wells, Maurice Claret) including George's school single-season record of 1,927 yards in 1995.

A running back at Ohio State from 1979-1982, Spencer was the second player taken in the 1983 USFL draft where he played one year each for Chicago (1983), Arizona (1984) and Memphis (1985) before signing with the San Diego Chargers (1985-90) where he was a four-year starter at fullback. He returned to Ohio State in 1993 after retiring from professional football to finish his degree requirements, and was named to John Cooper's coaching staff prior to the 1994 season.

The Buckeyes' starting fullback as a sophomore, he moved to tailback his final two years and led the team in rushing both of those seasons. He closed out his career with 3,553 yards rushing and still ranks third on OSU's all-time rushing list, trailing only Heisman Trophy winners Archie Griffin (5,589) and George (3,768). Spencer was the Buckeyes' co-captain and MVP as a senior. He also was MVP of the 1982 Holiday Bowl, rushing for 167 yards and two touchdowns in the Buckeyes' 47-17 win over Brigham Young. During his four years at Ohio State, the Buckeyes posted a combined record of 38-10 and played in four bowl games, including the 1980 Rose Bowl.

Spencer and his wife, Gilda, have two sons, Cole and Evan.

### Tim Spencer - Running Backs

Born: 1960, Martins Ferry, Ohio

### Playing Experience

Running Back, Ohio State, 1979-82  
Pro Running Back, Chicago (USFL), 1983;  
Arizona (USFL) 1984; Memphis (USFL) 1985;  
San Diego Chargers, 1985-90

### Coaching Experience

Pro Coach: Chicago Bears (running backs) 2004-present. College coach: Ohio State (running backs) 1994-2003.



## Defensive Backs

## STEVEN WILKS



Steven Wilks

Steven Wilks, in his second season as the Bears defensive backs coach, was hired on February 16, 2006. Wilks spent 11 years as a college coach before joining the Bears, the last two seasons as the defensive backs coach at two institutions under Ty Willingham. He coached under Willingham at Notre Dame in 2004 and the University of Washington in 2005. Wilks also has experience as a head coach and defensive coordinator in college.

In Wilks' first season in the NFL, his defensive backs combined for 16 of Chicago's 24 interceptions in 2006. CBs Charles Tillman and Ricky Manning, Jr. tied for the team lead with five interceptions while tying for 10th in the NFL. Rookie safety Danieal Manning ranked fourth on the team with 80 tackles while tying for fifth with two interceptions. Wilks' defensive backs accounted for all of Chicago's defensive touchdowns in 2006 on fumble returns by Mike Brown and Tillman and an interception return by Manning, Jr.

Wilks was one of three coaches that went along with Willingham to Washington from Notre Dame where he helped the Irish earn a bowl bid in his lone season there. Previously Wilks was the defensive backs coach at Bowling Green State in 2003, coaching All-American cornerback Janssen Patton on a team that posted an 11-3 record and became the first team in school history to finish the season in the final national polls (23rd in both the Associated Press and ESPN/USA Today). Patton was the interception leader in the Mid-American Conference that season.

Prior to BGSU, Wilks was the defensive co-coordinator at East Tennessee State in 2002 where he coached three defensive backs to All-Southern Conference honors. His unit contributed to ETSU leading the conference in turnover margin, ranking second in pass efficiency defense and allowing 156.2 passing yards per game. Wilks also coached the defensive backs coach at Appalachian State in 2001 and Illinois State in 2000. ASU finished the 2001 campaign as the fourth-ranked I-AA school in the country while a pair of ISU defensive backs earned all-conference honors in 2000. Wilks spent 1999 as the head coach at Savannah State, guiding the team to a 5-6 record after serving as the team's defensive coordinator from 1997-98. In 1998, his Tigers led the nation in total defense, earning him Division II defensive coordinator of the year from American Football Quarterly. Four players from that team earned all-conference honors led by Southern Intercollegiate Athletic Conference Player of the Year linebacker Reginald Jackson. Wilks began his coaching career as the defensive coordinator at Johnson C. Smith University from 1995-96.

A defensive back at Appalachian State from 1987-91, Wilks recorded 103 career tackles with four interceptions and four blocked kicks during his career. The Mountaineers qualified for the NCAA I-AA playoffs in 1989 and 1991 with Wilks playing a contributory role. He went to training camp with the Seattle Seahawks in 1992 and played for the defunct Charlotte Rage of the Arena Football League in 1993 as a defensive back and wide receiver. The native of Charlotte, N.C., holds a bachelor's degree in communications.

He and his wife, Marcia, have a daughter, Marissa.

## Steven Wilks - Defensive Backs

Born: 1969, Charlotte, North Carolina

## Playing Experience

Defensive Back, Appalachian State, 1987-91  
Pro Defensive Back, Charlotte (AFL), 1993

## Coaching Experience

**Pro Coach:** Chicago Bears (defensive backs) 2006-present. **College coach:** University of Washington (secondary) 2005; Notre Dame (defensive backs) 2004; Bowling Green State (defensive backs) 2003; East Tennessee State (defensive co-coordinator) 2002; Appalachian State (defensive backs) 2001; Illinois State (defensive backs) 2000; Savannah State (defensive coordinator) 1997-98, (head coach) 1999; Johnson C. Smith University (defensive coordinator) 1995-96.



## RUSTY JONES

**Strength & Cond. Coordinator**

Rusty Jones, in his third season as the Bears strength and conditioning coordinator, was a veteran of 20 NFL seasons with the Buffalo Bills when he was hired by Chicago on February 3, 2005. Jones is just the third full-time strength coach in Bears history since the position was created in 1974.

Jones was named 2006 National Professional Strength and Conditioning Coach of the Year by the Professional Football Strength and Conditioning Coaches Society in February of 2007. The award recognized his proficiency at enacting his renowned conditioning and nutrition program upon his arrival in Chicago. Jones has seen the principles of his program wholeheartedly adopted by the players throughout the roster.

Known around the NFL as one of the finest strength, conditioning and nutrition experts in the business, Jones has created a nutritional and workout programs specifically designed for each Bears player to maximize performance while maintaining year-round health.

Before joining the Bears, he had spent his entire NFL career in Buffalo after being hired in June of 1985. He spent 19 years as the Bills strength and conditioning coordinator before being promoted to director of physical development/assistant to the head coach prior to the 2004 season.

During his tenure in Buffalo, Jones worked under six head coaches including Hall of Famer Marv Levy and worked with over 25 different Pro Bowlers including Hall of Famers Jim Kelly and James Lofton. The Bills qualified for the playoffs in 10 of Jones' 20 seasons with the team, including four consecutive Super Bowl appearances from 1990-93. He gained league-wide notoriety for getting Buffalo's players in top physical condition while the Bills enjoyed success running the "no-huddle" offense in the early 1990's. Prior to joining the Bills in June of 1985, Jones spent two years as the conditioning supervisor for the DeBartolo Corporation, working in Pittsburgh with the Penguins, Spirit and Maulers (1983-84).

Jones earned a physical education degree from Springfield (Mass.) College and taught for two years at Dover High School in New Hampshire. The native of Berwick, Maine and Noble High School returned to Springfield to earn a master's degree in exercise physiology (1979-82), serving as a graduate assistant with the football program during that time.

Jones and his wife, Sharon, have one son, Tyler. Sharon is a professional singer who has performed the national anthem Bears games after doing so many times in Buffalo.



## JIM ARTHUR

**Strength & Cond. Assistant**

Jim Arthur is in his third season as the Bears assistant strength and conditioning coach. Arthur came to Chicago after spending three seasons as an intern with the Buffalo Bills. He made the move to Chicago with his Buffalo mentor, Rusty Jones.

Arthur assists Jones with implementing and overseeing the team's strength, conditioning, speed, agility and nutritional programs. He also performs flexibility enhancing techniques, measures and evaluates player body composition while educating the athletes on proper nutritional guidelines, including hydration and muscle glycogen repletion.

Arthur began his coaching career at his alma mater, Springfield (Mass.) College, working as a student assistant until his graduation in 2000, then as a graduate assistant where he earned his Master of Education in Applied Exercise Science in 2002. He interned at Louisiana Tech University during the summer of 2001 and at Boston College while finishing his master's degree in 2002 before joining the Bills.



**Senior Director of Pro Personnel BOBBY DEPAUL**

Bobby DePaul, in his seventh year with the Bears, has played an instrumental role in Chicago's three division championships and Super Bowl XLI berth. Hired on June 19, 2001, the 18-year NFL veteran came to Chicago after serving as a member of the Philadelphia Eagles player personnel department for four years following an eight-year career as an NFL assistant coach.

DePaul evaluates players in all ranks of professional football, including the CFL and both levels of the AFL, prepares the club for its acquisitions through free agency or the waiver wire and manages the advance scouting for Bears opponents. In addition to supervising the pro personnel department, DePaul has a hand in day-to-day football operations, assisting with salary cap maintenance, contract negotiations and overseeing the development of scouting football systems technology.

DePaul entered the NFL in 1989, hired by former Bears defensive back Richie Petitbon as a member of Joe Gibbs' coaching staff at Washington where he stayed until 1993 after winning an NFL championship with the Redskins' Super Bowl XXVI victory over Buffalo. The Bowie, Md., native then served on the Bengals coaching staff for three seasons before joining the Eagles as a scout.

Born in 1963, DePaul attended Archbishop John Carroll H.S. in Washington, D.C., where he played fullback and linebacker on a team that lost only once during his three-year varsity career. DePaul attended the University of Maryland and played linebacker on three ACC champion Terrapin squads and made four bowl appearances under former Detroit Lions and San Diego Chargers head coach Bobby Ross. DePaul and his wife, Lisa, have two daughters, Ariel and Ashley.



DePaul, Gabriel

**Director of College Scouting****GREG GABRIEL**

Greg Gabriel, in his seventh season as the Bears director of college scouting, has coordinated the team's college scouting operation for the last five NFL drafts. Hired by Chicago on June 19, 2001, Gabriel is a veteran of 24 NFL seasons, spending 16 years in the New York Giants scouting department after two years with the Buffalo Bills.

Gabriel's chief job responsibilities are scheduling scouting visits, coordinating scouting meetings, evaluating collegiate players while playing an instrumental role in the development of the Bears draft plan. His first five drafts with Chicago yielded 13 players who started at least one game for the Bears in 2006 and Pro Bowl selections for Lance Briggs (2005-06), Tommie Harris (2005-06), Devin Hester (2006) and Nathan Vasher (2005). Chicago finished the 2006 season with 31 players on its roster drafted or signed as undrafted free agents during Gabriel's tenure with the team, including nine of 22 opening-day starters.

Gabriel came to Chicago after serving as the Director of Player Development for the New York Giants. The Buffalo native joined the Giants scouting department during the 1985 off-season after serving as an area scout for an NFL scouting combine in the Great Lakes area. During his tenure with the Giants, the team went to three Super Bowls, winning two. Gabriel began his NFL career with two years in Buffalo's scouting and film grading department. Prior to entering football, Gabriel was an account executive with Prudential-Bach and later with Dean Witter Reynolds while working part-time in the scouting department of the Bills.

A native of Buffalo where he was born in 1951, Gabriel prepped at Bishop Neumann High School in Williamsville, N.Y. He was a running back at Canisius College for three seasons while earning his bachelor of science degree. Gabriel played eight seasons for the Twin City Geminis, a semi-pro team in the Buffalo area where he also coached the running backs and special teams for one season.

Gabriel and his wife, Robin, married in 2004. Gabriel has three daughters (Liza, Ryan and Kelsey), two stepsons (Ryan and Nolan), one stepdaughter (Emily) and two grandsons (Jordan and Herman).





## CLIFF STEIN

**Sr. Director of Football Administration and General Counsel**

Cliff Stein is in his sixth season with the Chicago Bears. In May 2007, he was named Senior Director of Football Administration and General Counsel.

Stein is the team's lead contract negotiator for all player contracts and assists the general manager in the management and strategic planning of the club's salary cap. He also assists the general manager in the handling of all legal issues in the football operations department. He serves as the liaison between the National Football League Management Council and the club on all CBA / salary cap compliance issues and other legal matters. In addition, Stein serves as the club's general counsel on all general legal matters and liaison to outside counsel. In 2005, Stein was admitted by the Supreme Court of Illinois to practice law as House Counsel pursuant to Rule 716.

Stein joined the team in February 2002, as the director of player contracts & legal affairs. Prior to joining the Bears, he represented NFL players in contract negotiations and was a certified contract advisor with National Football League Players Association (NFLPA) from 1994 to 2002. Between 1997 and 2002, he was a partner in the law firm Colton & Stein, P.C. in Voorhees, N.J. where, he specialized in sports law and civil litigation. In his previous capacity as an NFL agent, Stein performed all salary and endorsement contract negotiations and handled arbitrations, injury grievances, appeals and workers compensation claims.

Stein graduated magna cum laude from Temple University in 1991 and received a B.B.A. degree in business law and finance. He received his Juris Doctor degree from Temple University School of Law in 1994. As a law student he clerked for three Federal Court judges. He was admitted to the practice of law in New Jersey and Pennsylvania in 1994. In 1995, he was appointed by the president of the Pennsylvania Bar Association to serve on the Committee of Legal Ethics and Professional Responsibility. Upon graduation from law school in 1994, he began his legal career as a litigation and labor associate at a large union side labor law firm in Southern New Jersey. In addition to representing professional athletes during his legal career, Stein also became skilled in the art of trial advocacy. Prior to joining the Bears, Stein notched several jury trial victories on behalf of his clients in cases involving significant personal injuries, wrongful death, dram shop liability and insurance litigation. He also served as the municipal prosecutor for the Borough of Audubon, New Jersey in 2001-2002.

Stein was born in Philadelphia, Pa. He and his wife Gayle have two children, son Jesse (6) and daughter Brynn (3).

## ED BLOCK COURAGE AWARD

**Presented to a Chicago Bears player who exemplifies commitment to the principles of sportsmanship and courage. The recipient symbolizes professionalism, great strength, dedication and serves as a community role model for others.**

1984- Dan Rains  
1985- Mark Bortz  
1986- Mike Tomczak  
1987- Ron Morris  
1988- Glen Kozlowski  
1989- Ron Rivera  
1990- Lemuel Stinson  
1991- John Wojciechowski

1992- Shaun Gayle  
1993- Keith Van Horne  
1994- Kevin Butler  
1995- Vinson Smith  
1996- John Mangum  
1997- James Williams  
1998- John Thierry  
1999- Ryan Wetnight  
2000- Clyde Simmons

2001- Jim Miller  
2002- Ted Washington  
2003- Dustin Lyman  
2004- Marc Colombo  
2005- Ruben Brown  
2006- Rex Grossman



**TIM BREAM****Head Athletic Trainer**

Tim Bream is in his 15th season with the Bears and 11th as head athletic trainer. Prior to joining the Bears, Bream spent 10 years as a collegiate athletic trainer at Syracuse (1984-86), Vanderbilt (1986-88) and Richmond (1988-92) before joining the Bears as an assistant trainer.

Bream also worked on the medical staff of the 1992 Winter Olympics and one summer (1981) as an intern with the Detroit Lions. Formerly the treasurer for the Professional Football Athletic Trainers Society, he remains a member of the executive advisory board for Orthopaedic Associates of Kankakee and Athletico Physical Therapy and Sports Medicine.

Born in 1961, in Gettysburg, Pa., Bream is a graduate of Penn State and earned a masters from West Virginia University. He is married (Lisa) and has two daughters (Rebecca and Elizabeth). Bream is very active in coaching both of his girls in soccer, basketball and softball.



Bream, Medlin, Pope

**TONY MEDLIN****Equipment Manager**

Tony Medlin is in his 21st season with the Chicago Bears and his 11th as the team's head equipment manager. Medlin is responsible for ordering and organizing the team's inventory of apparel and equipment and serves as the team's liaison with the NFL's sole apparel provider, Reebok.

After the 2000 season, Medlin received the Whitey Zimmerman Award as the NFL's top equipment manager. Two seasons earlier, he was selected to coordinate the game ball operations for Super Bowl XXXIII and has done so for the last eight years. Named head equipment manager in 1997, Medlin initially joined the Bears as an assistant equipment manager in 1987. He previously served as the athletic equipment manager at North Carolina Central University from 1982-87 after graduating from there with a B.S. degree in therapeutic recreation.

Medlin and his wife, Chandra, have one daughter, Brandy. Medlin, born in 1960, is the older brother of Ron Medlin, head athletic trainer for the Atlanta Falcons. His numerous charitable endeavors are highlighted by his role as the chairman of the annual Chicago Bears Coat Drive. He is also involved with the "Say No to Drugs" campaign and American Cancer Society.

**DEAN POPE****Director of Video Services**

Dean Pope is in his 14th season of leading the Chicago Bears video services and his 22nd season with the organization overall. Pope was promoted to his current position in January of 1994 after serving eight years as assistant director of video services. He began his Bears career as an intern in 1986, helping the team with the transition from film to video.

With Pope at the helm, Chicago's video department pioneered the use of digital video editing in the NFL over the 1994 season. His department is responsible for acquiring and managing all video footage that pertains to the team's coaching and scouting operations. Pope and his staff maintain the vast catalog of Bears practices and games that they record on a daily basis during the season. Chicago was one of the first teams in the NFL to make all of that footage available on an on-line database for use by the team's coaches, players, and scouting staff. Also responsible for collecting and cataloging college football games tapes from across the nation for scouting purposes in preparation of the annual NFL draft, Pope and his staff have continued their pioneering ways this season by becoming one of the first NFL teams to move their library of college footage to on-line storage.

A graduate of University of Wisconsin-Platteville with a degree in communications, he was born in 1964, in Platteville, Wis.





**Scott Adams**  
Mascot Assistant



**Shawn Adams**  
Corporate Sales Manager



**Chris Ballard**  
Area Scout/Southwest



**Marty Barrett**  
Area Scout/West



**Brit Bending**  
Finance & Treasurer  
Assistant



**John Berta**  
Assistant Head  
Groundskeeper



**Matt Black**  
Events & Advertising  
Coordinator



**John Bostrom**  
Senior Director of  
Administration



**Morocco Brown**  
Assistant Director of  
Pro Personnel



**Geoff Bunzol**  
Team Operations Manager



**Jim Christman**  
Media Services Manager



**Rebecca Coffey**  
Client Services Manager



**Bill Collingbourne**  
Ticket Operations  
Assistant



**John Conroy**  
Director of Creative  
Services



**Matt Cook**  
IT Systems Manager



**Mike Corbo**  
Media Relations Assistant





**Scott DeGraff**  
Assistant Athletic  
Trainer



**Tom Dillon**  
Director of Security  
and Safety Services



**Dana Dressler**  
Corporate Sales  
Manager



**Dave Eck**  
Manager of Corporate  
Sales



**Lindsay Elliott**  
Suite Services  
Coordinator



**Clyde Emrich**  
Administration



**Alex Festin**  
Senior Staff Accountant



**Krista Fortman**  
Ticket Operations  
Assistant



**Kevin Foy**  
Broadcasting  
Videographer/Producer



**Dan Gadd**  
Website Manager



**Ryan George**  
Conditioning Assistant



**Gary Govekar**  
Security



**Scott Hagel**  
Senior Director of  
Corp. Communications



**Marge Hamm**  
Bears Care Program  
Coordinator



**Chris Hanks**  
Assistant Athletic  
Trainer



**Isaiah Harris**  
Director of Player  
Development



**Andrew Hayes-Stoker**  
Football Operations Assistant



**Dave Hendrickson**  
Assistant Video Director



**Chris Hibbs**  
Senior Director of Sales  
& Marketing



**Rex Hogan**  
Area Scout/East



**Ryan Huzjak**  
Director of Corporate  
Sales



**Brent Johnson**  
Network/Systems  
Specialist



**Jake Jones**  
Director of Finance



**Adam Kellner**  
Director of Stadium Sales  
& Services



**Jessica Kies**  
Community Relations  
Manager



**Joe Krajniak**  
Groundskeeper Assistant



**Mike LaFlamme**  
Football Operations  
Assistant



**Stacey Larsen**  
Director of Client  
Services



**Bob Laskowski**  
Fan & Stadium Services  
Manager



**Sharon Lehner**  
Media Relations  
Assistant



**Cindy Jordan Littlefield**  
Premium Seat Sales &  
Services Manager



**Gil Lopez**  
Building  
Operations Coordinator





**Rachel Lynde**  
Events & Advertising  
Coordinator



**Dave Majercik**  
Director of Food Services



**Louise Maki**  
Payroll Administrator



**Larry Mayer**  
Senior Web Writer



**Brian McCaskey**  
Senior Director of Business  
Development



**George McCaskey**  
Senior Director of  
Ticket Operations



**Patrick McCaskey**  
Senior Director of  
Special Projects



**Rich McCaskey**  
Administration



**Tim McCaskey**  
Vice President



**Greg Miller**  
Director of Broadcasting  
& Scoreboard Operations



**Ted Monago**  
Area Scout/Rockies &  
Plains



**Ken Mrock**  
Head Groundskeeper



**Karen Murphy**  
Senior Director of  
Finance & Treasurer



**Katie Nagle**  
Executive Assistant



**Jim Padgitt**  
Broadcasting  
Coordinating Producer



**Rommel Paraiso**  
Broadcasting Graphic  
Designer/Producer



**Melissa Peckham**  
Client Services  
Coordinator



**John Perkins**  
Assistant Equipment  
Manager



**Bryan Pett**  
Director of Stadium  
Operations



**Carl Piekarski**  
Assistant Equipment  
Manager



**Brendan Pierce**  
Ticket Operations  
Assistant



**Ann Quint**  
Director of Human  
Resources



**Kate Rackow**  
Community Relations  
Assistant



**Scott Robinson**  
Webmaster & Support  
Specialist



**J.R. Rudgers**  
Corporate Sales  
Development Analyst



**Mark Sadowski**  
Area Scout/Southeast



**Rebecca Schmid**  
Client Services  
Coordinator



**Susie Schmidt**  
Assistant to the  
Head Coach



**Caroline Guip Schrenker**  
Director of Community  
Relations



**Linda Schroeder**  
Receptionist



**Dianne Shabat**  
Executive Assistant



**Jeff Shiver**  
Area Scout/Midwest





**Lee Sicinski**  
Premium Seat  
Coordinator



**Bobby Slater**  
Director of Rehabilitation



**Rich Slusser**  
Security



**Jeremy Snyder**  
Football Operations  
Assistant



**Staley**  
Mascot



**Dan Tuohy**  
College Video  
Coordinator



**Kevin Turks**  
Assistant Pro  
Scout



**Julie White**  
Director of Events &  
Advertising



**Jennifer Wilgosiewicz**  
Ticket Operations  
Assistant



**Robyn Wilkey**  
Assistant to the General  
Manager



**Jacinta Williams**  
Sales & Marketing  
Coordinator



**Brian Wright**  
Director of Football  
Systems Technology



**Dan Yuska**  
Business Development &  
Archives Coordinator



**Don't just watch it, live it. In LG Full HD.**

Introducing LG 1080p, the new standard in high definition television. With crisper details, intensely vivid colors and a picture clarity so far beyond anything you've seen before - it's a stroke of genius. What else would you expect from the world's largest maker of TV flat panels?\*



©2007 LG Electronics, Inc. Englewood Cliffs, NJ. LG Design is a trademark of LG Electronics, Inc. Based on plasma and LCD module production Q3 2006.

[www.LGusa.com/Full HD](http://www.LGusa.com/FullHD)







# ANTHONY ADAMS

## DEFENSIVE TACKLE

Height: 6-0 Weight: 300

Age: 27

College: Penn State

Bears Season: 1

NFL Season: 5

Acquired: Unrestricted free agent in 2007 (SF)

# 95

**PRO CAREER:** Came to Chicago in 2007 offseason after collecting 155 tackles including 6 sacks and 2 forced fumbles in 58 games played, with 34 starts, in 4 previous seasons with the 49ers... Has played in at least 14 games in each of the first 4 seasons of his career... Has played multiple positions along the defensive line during career, spending most of his time at LDT... Versatile athlete who has also seen action as a blocking fullback in short-yard situations.

**CAREER TRANSACTIONS:** Entered NFL as a second-round selection (57th overall) by San Francisco in the 2003 NFL Draft... Signed by 49ers (7/25/03)... Signed 4-year contract with Chicago (3/30/07). **SIGNED through 2010**

**2006 SEASON:** Finished 4th on 49ers roster among defensive linemen with 2 sacks while recording 29 tackles and 1 PBU in 14 games played including 5 starts... Played Games 1-12 and 15-16, starting the first 5 at both DT positions; Inactive Games 13-14. **GAMES PLAYED-STARTED: 14-5**

**PREVIOUS SEASONS: 2005 -** Started all 16 contests (15 at nose tackle and 1 at LDE) for first time in career... Also saw time as a blocking fullback in short-yardage situations... Started Games 1-10 and 12-16 at nose tackle and Game 11 at LDE. **2004 -** Tied a career high with 61 tackles (27 solos)... Appeared in 14 games with 12 starts before a knee injury suffered in practice forced him to be inactive for the final 2 games... Played Games 1-14, starting Games 1-8, 10-12 and Game 14; Inactive Games 15 and 16. **2003 -** Saw action in 14 games including 1 start at LDT... Collected 31 tackles and 1.5 sacks with 4 PBUS... Played Games 1-6 and 9-16, starting Game 9; Inactive Games 7 and 8 with a toe injury.

**COLLEGE:** Finished career at Penn State (1999-2002) with 166 tackles (94 solos), 11 sacks, 33 tackles for loss... 2nd-team all-Big Ten Conference selection by The NFL Draft Report as a senior... Honorable Mention all-Big Ten selection following junior season while starting every game at LDT... Earned a degree in business management.

**PERSONAL:** Born Anthony Adams, Jr. in Detroit, MI... Prepped at Martin Luther King (Detroit, MI) High School, where he was named *USA Today* honorable mention All-American... Three-year letterman who helped lead his team to runner-up honors in the city championship game all 3 years... Also lettered in shot put for the track team... Worked toward earning degree from Penn State during the 2003 and 2004 off-seasons, graduating in May of 2004... During Super Bowl XL in his hometown of Detroit, Adams took part in the Read Across America Program and gave a pair of Super Bowl tickets and an autographed jersey to the top two students of Youth Ville, an after-school program for inner city kids, who had the most improved report cards... Wife is Andenika.

### Anthony Adams' NFL Statistics

#### REGULAR SEASON

Year	Team	GP	GS	Tackles					Interceptions					Fumbles			Misc.	
				Tot	S	A	Sk	Yds	No	Yds	Lg	TD	PD	FF	FR	Yds	TFL	STT
2003	San Francisco	14	1	31	16	15	1.5	4.0	0	0	0	0	0	0	0	0	n/a	0
2004	San Francisco	14	12	61	27	34	0.0	0.0	0	0	0	0	0	1	0	0	n/a	0
2005	San Francisco	16	16	34	19	15	2.5	10.0	0	0	0	0	0	0	0	0	n/a	0
2006	San Francisco	14	5	29	15	14	2.0	14.0	0	0	0	0	0	1	0	0	n/a	0
NFL totals		58	34	155	77	78	6.0	28.0	0	0	0	0	0	2	0	0	n/a	0

#### SEASON / CAREER / PLAYOFF HIGHS

	2006	Career	Playoff
Tackles	5, at DEN (12/31)	9 vs. WAS (12/18/04)	None
Solos	3 at CHI (10/29)	6 at CHI (10/31/04)	None
Sacks	1 vs. PHI (9/24)	1, four times	None
Tackles For Loss	1, two times	1, seven times	None
Pass Defenses	1 at ARZ (9/10)	2 vs. CHI (9/7/03)	None



## ANTHONY ADAM'S GAME-BY-GAME DEFENSIVE STATS

8-26 Regular Season Starting Record (0-0) Postseason)

## 2003 SAN FRANCISCO 49ERS

Date	W/L	Opp.	Tkls-S	TFL	PD	INT-Yds	Sk-YL
9/7	W	CHI	3-2	0	2	0-0	0-0
9/14	L	at STL	2-0	0	0	0-0	0-0
9/21	L	CLE	2-1	0	0	0-0	0-0
9/28	L	at MIN	4-2	0	0	0-0	1-4
10/5	W	DET	2-0	0	0	0-0	0-0
10/12	L	at SEA	1-1	0	0	0-0	0-0
10/19	W	TB	INACTIVE				
10/26	L	at ARZ	INACTIVE				
11/2*	W	STL	1-0	0	1	0-0	0-0
11/17	W	PIT	2-1	1	0	0-0	0-0
11/23	L	at GB	4-3	1	0	0-0	0-0
11/30	L	at BALT	2-1	0	0	0-0	0-0
12/7	W	ARZ	2-2	0	0	0-0	0-0
12/14	L	at CIN	1-1	0	0	0-0	0-0
12/21	W	at PHI	3-1	0	1	0-0	0.5-0
12/27	L	SEA	2-1	0	0	0-0	0-0
<b>Totals</b>	<b>1-0</b>		<b>31-16</b>	<b>2</b>	<b>4</b>	<b>0-0</b>	<b>1.5-4</b>

## 2004 SAN FRANCISCO 49ERS

Date	W/L	Opp.	Tkls-S	TFL	PD	INT-Yds	Sk-YL
9/12*	L	ATL	4-1	0	1	0-0	0-0
9/19*	L	at NO	3-1	1	0	0-0	0-0
9/26*	L	at SEA	3-2	0	0	0-0	0-0
10/3*	L	STL	5-3	1	1	0-0	0-0
10/10*	W	ARZ	3-0	0	0	0-0	0-0
10/17*	L	at NYJ	3-3	0	0	0-0	0-0
10/31*	L	at CHI	8-6	1	0	0-0	0-0
11/7*	L	SEA	3-1	0	0	0-0	0-0
11/14	L	CAR	1-0	0	0	0-0	0-0
11/21*	L	at TB	3-0	0	0	0-0	0-0
11/28*	L	MIA	5-1	0	0	0-0	0-0
12/5*	L	at STL	8-3	1	0	0-0	0-0
12/12	W	at ARZ	3-2	0	0	0-0	0-0
12/18*	L	WAS	9-4	0	0	0-0	0-0
12/26	L	BUF	INACTIVE				
1/2	L	at NE	INACTIVE				
<b>Totals</b>	<b>1-11</b>		<b>61-27</b>	<b>4</b>	<b>2</b>	<b>0-0</b>	<b>0-0</b>

## 2005 SAN FRANCISCO 49ERS

Date	W/L	Opp.	Tkls-S	TFL	PD	INT-Yds	Sk-YL
9/11*	W	STL	0-0	0	0	0-0	0-0
9/18*	L	at PHI	2-2	0	0	0-0	1-1
9/25*	L	DAL	2-2	0	0	0-0	0-0
10/2*	L	at ARZ	1-1	0	0	0-0	0-0
10/9*	L	IND	2-1	0	0	0-0	0-0
10/23*	L	at WAS	2-2	0	0	0-0	0-0
10/30*	W	TB	3-2	0.5	0	0-0	1-9
11/6*	L	NYG	4-1	0	0	0-0	0-0
11/13*	L	at CHI	4-2	0	0	0-0	0-0
11/20*	L	SEA	4-2	0	0	0-0	0-0
11/27*	L	at TEN	0-0	0	0	0-0	0-0
12/4*	L	ARZ	1-1	0	0	0-0	0-0
12/11*	L	at SEA	3-1	0	0	0-0	0-0
12/18*	L	at JAX	2-1	0	0	0-0	0.5-7
12/24*	W	at STL	1-1	0	0	0-0	0-0
1/1*	W	HOU	3-1	0	0	0-0	0-0
<b>Totals</b>	<b>4-12</b>		<b>34-20</b>	<b>0.5</b>	<b>0</b>	<b>0-0</b>	<b>2.5-17</b>

## 2006 SAN FRANCISCO 49ERS

Date	W/L	Opp.	Tkls-S	TFL	PD	INT-Yds	Sk-YL
9/10*	L	at ARZ	1-1	0	1	0-0	0-0
9/17*	W	STL	1-1	1	0	0-0	0-0
9/24*	L	PHI	1-1	0	0	0-0	1-11
10/1*	L	at KC	2-1	0	0	0-0	0-0
10/8*	W	OAK	2-0	0	0	0-0	0-0
10/15	L	SD	1-0	0	0	0-0	0-0
10/29	L	at CHI	4-3	0	0	0-0	0.5-3
11/5	W	MIN	3-2	0	0	0-0	0.5-5
11/12	W	at DET	1-0	1	0	0-0	0-0
11/19	W	SEA	2-1	0	0	0-0	0-0
11/26	L	at STL	1-1	0	0	0-0	0-0
12/3	L	at NO	1-1	0	0	0-0	0-0
12/10	L	GB	INACTIVE				
12/14	W	at SEA	INACTIVE				
12/24	L	ARZ	4-1	0	0	0-0	0-0
12/31	W	at DEN	5-2	0	0	0-0	0-0
<b>Totals</b>	<b>2-3</b>		<b>29-15</b>	<b>2</b>	<b>1</b>	<b>0-0</b>	<b>2-19</b>

\*Denotes Game Started

*Bold Italic* denotes led or tied for team lead

## BEARS HEAD COACHES

	Seasons	Overall W-L-T	Regular W-L-T	Post-season W-L
George Halas	1920-29; 33-42; 46-55; 58-67	324-151-31	318-148-31	6-3
Ralph Jones	1930-32	24-10-7	24-10-7	None
"Hunk" Anderson / Luke Johnsos	1942-45	24-12-2	23-11-2	1-1
John "Paddy" Driscoll	1956-57	14-10-1	14-9-1	0-1
Jim Dooley	1968-71	20-36-0	20-36-0	None
Abe Gibron	1972-74	11-30-1	11-30-1	None
Jack Pardee	1975-77	20-23-0	20-22-0	0-1
Neill Armstrong	1978-81	30-35-0	30-34-0	0-1
Mike Ditka	1982-92	112-68-0	106-62-0	6-6
Dave Wannstedt	1993-98	41-57-0	40-56-0	1-1
Dick Jauron	1999-2003	35-46-0	35-45-0	0-1
Lovie Smith	2004-Present	31-21-0	29-19-0	2-2



# MARK ANDERSON

## DEFENSIVE END

Height: 6-4 Weight: 255

Age: 24

College: Alabama

Bears Season: 2

NFL Season: 2

Acquired: 5th round of the 2006 Draft

# 97

**PRO CAREER:** Made immediate impact as fifth-round draft pick by equaling fourth-highest sack total recorded by an NFL rookie since 1982 with 12.0, the most ever by a Bears rookie... Finished second in NFL Defensive Rookie of the Year voting after recording the most sacks by an NFL rookie drafted in the 5th round or later since 1982... First Bears rookie to lead team in sacks since Brian Urlacher (8) in 2000... Named to PFW/PFWA All-Rookie team... Combined with Alex Brown for 19 sacks in 2006, the most by a Chicago DE duo since Richard Dent and Trace Armstrong recorded 24 sacks in 1993... Has recorded 4 multiple-sack games in 16 career regular season games played... Registered 0.5 sack in Super Bowl XLI and 1.5 sacks among 4 tackles in 3 postseason contests... Earned NFL Defensive Rookie of the Month in October of 2006.

**CAREER TRANSACTIONS:** Entered NFL as a fifth-round selection (159th overall) by Chicago in the 2006 NFL Draft... Signed 4-year contract with Bears (6/9/06). **SIGNED through 2009**

**2006 SEASON:** Finished rookie campaign with eighth-highest sack total in the NFL (12.0), and most among league rookies... Named NFL Defensive Rookie of the Month in October after establishing a franchise mark for sacks in the month with 6... Became eighth Bear defensive end since 1982 to record double-digit sacks in a season... Played in all 16 regular season contests gathering 48 tackles to go along with 3 TFLs, 5 QB Hits, 2 PBU's, 4 FFs and 1 FR... Also played in all 3 postseason contests, recording 4 tackles and 1.5 sacks... Made first career start at Arizona (10/16) recording 5 tackles including 1 sack in which he stripped the ball from Cardinals QB Matt Leinart for a fumble that was returned for a Bears touchdown sparking Bears 24-23 comeback victory. **GAMES PLAYED-STARTED: 16-1**

**COLLEGE:** Four-year letterwinner at Alabama (2001-05) started 30 of 50 games, including the final 29 of his career... Finished with 141 career tackles, 13.5 sacks, 25 TFLs (7th all-time at Alabama), 5 forced fumbles, 3 fumble recoveries and 2 PBU's... Received second-team all-SEC accolades as a senior... Earned Alabama's Billy Neighbors Most Improved Defensive Lineman award as a sophomore... Played every game during red-shirt freshman season earning the Ozzie Newsome Most Improved Freshman award... Graduated with a degree in consumer science.

**PERSONAL:** Attended Booker T. Washington H.S. in Tulsa, Okla. playing football for coach Antwain Jimmerson... Also played basketball... Son of Frank and Connie Anderson.

### Mark Anderson's NFL Statistics

#### REGULAR SEASON

Year	Team	GP	GS	Tackles					Interceptions					Fumbles			Misc.	
				Tot	S	A	Sk	Yds	No	Yds	Lg	TD	PD	FF	FR	Yds	TFL	STT
2006	Chicago	16	1	48	35	13	12.0	102	0	0	0	0	2	4	1	0	3	0

#### POSTSEASON

Year	Team	GP	GS	Tackles					Interceptions					Fumbles			Misc.	
				Tot	S	A	Sk	Yds	No	Yds	Lg	TD	PD	FF	FR	Yds	TFL	STT
2006	Chicago	3	0	4	3	1	1.5	29.0	0	0	0	0	0	1	1	2	0	0

#### SEASON / CAREER / PLAYOFF HIGHS

	2006	Career	Playoff
Tackles	5, five times	Same	2, two times
Solos	5 at DET (12/24)	Same	2 vs. NO (1/21/07)
Sacks	2, four times	Same	1 vs. NO (1/21/07)
Tackles For Loss	1, three times	Same	None
Pass Defenses	1, two times	Same	None





# ADAM ARCHULETA

## SAFETY

Height: 5-11 Weight: 215

Age: 29

College: Arizona State

Bears Season: 1

NFL Season: 7

Acquired: Trade with Washington in 2007

# 20

Archuleta

**PRO CAREER:** Heads into first season with Chicago tied for 4th among active safeties in the NFL with 16 career sacks, which is also tied for 1st with Arizona's Adrian Wilson for most sacks by a safety since 2001... Only safety in NFL to record at least 1 full sack every year since joining the League in 2001... Started 76 of 88 career games played with 597 tackles, 3 INTs, 4 forced fumbles, 5 fumble recoveries and 3 defensive return TDs (2 fumble and 1 INT)... Tied for 2nd among active Chicago defenders with 3 defensive TD returns... In 5 seasons with St. Louis (2001-2005) finished in the top 3 on the team in tackles on 3 occasions, leading the team in 2002 (149), 2nd in 2004 (123) and 3rd in 2005 (93)... Has started all 6 career postseason appearances with 39 tackles, 1 PBU and 1 fumble recovery... Registered 5 sacks in 2003, tied for 9th most in a single season by an NFL safety since sacks were first recorded in 1982 and most ever in a single season by a Rams safety... Has earned NFC Special Teams Player of the Week (vs. SEA, 11/14/04) and NFC Defensive Player of the Month (November of 2003) honors during career... Named to all-rookie teams by the Football News and *Pro Football Weekly* following 2001 season.

**CAREER TRANSACTIONS:** Entered NFL as a first-round selection (20th overall) by St. Louis in the 2001 NFL Draft... Signed 5-year contract with Rams (7/28/01)... Signed by Washington Redskins as an unrestricted free agent (3/13/06)... Acquired by Chicago via trade with Washington for a 6th-round draft pick in 2007 (3/22/07). **SIGNED through 2009**

**2006 SEASON:** Started at SS for 7 of 16 games played with Washington, registering 50 tackles and 1 sack to go along with career-high 17 special teams tackles... Appeared in all 16 regular season contests for 3rd time in career, registering a sack for 6th consecutive season, the longest active streak for an NFL safety. **GAMES PLAYED-STARTED: 16-7**

**PREVIOUS SEASONS:** **2005** - Played all 16 games, in final season with St. Louis, starting 14, while gathering 93 tackles and 3.5 sacks with 1 INT which he returned 85 yards for a touchdown... Added 5 PBUs and 1 fumble recovery... Played every snap on defense in each of his 14 starts. **2004** - Started 14 of 16 regular season appearances with the Rams, tallying his third consecutive 100-plus tackle season (123) adding 2 sacks, 5 TFLs, 3 PBUs, 1 forced fumble, 1 fumble recovery and 9 special teams tackles... Was named NFC Special Teams Player of the Week vs. SEA (11/14) and was named Co-"Horse Trailer Player of the Game" with Torry Holt on *Monday Night Football* vs. TB (10/18) after he forced a fumble and returned it 93 yards for a TD... Started both playoff contests recording 9 tackles with 1 PBU. **2003** - Started 13 contests at strong safety while leading all NFL defensive backs with 5 sacks, most ever in a single-season by a member of the Rams secondary... Gathered 101 tackles, 5 TFL, 7 PBUs, 1 INT, 1 forced fumble and 1 fumble recovery which was returned 45 yards for his first NFL TD... Named NFC Defensive Player of the Month in November. **2002** - Started all 16 contests (15 at SS and 1 at WLB) while leading the Rams with a career-high 149 tackles adding 2.5 sacks, 1st career INT, 3 TFLs, 4 PBUs, 1 fumble recovery and 8 special teams tackles. **2001** - Named to all-rookie teams by The Football News and *Pro Football Weekly* after starting 12 of 13 regular season appearances and all 3 postseason contests at strong safety... Ranked 6th on Rams roster with 81 tackles and tied for 2nd with 7 TFLs... Added 2 sacks, 5 PBUs, 2 forced fumbles and 1 fumble recovery... Registered 20 tackles and 1 fumble recovery in 3 postseason contests including leading the secondary with 7 tackles in Super Bowl XXXVI (2/3/02).

**COLLEGE:** Four-year letterman at Arizona State (1997-2000) was the Pac-10 Defensive Player of the Year as a senior after walking-on the team as a freshman... Finished career with 330 tackles with 202 solo tackles (5th-most in school history), 14 sacks, 2 INTs, 5 forced fumbles and 6 fumble recoveries... 53 tackles for loss ranks 6th in school annals since 1970... Started every game played at weakside linebacker in final 3 seasons after seeing time as a reserve inside linebacker for redshirt freshman season... Earned Cecil Abono Captains Award, defensive team MVP and all-Pac-10 first-team honors as a junior and senior... A finalist for the Dick Butkus Award, given to the top linebacker in college football, and for the Football News' National Defensive Player of the Year Award as a senior after registering 127 tackles (93 solo tackles is 2nd most in a single-season in ASU history) with 4 sacks, 1 INT, 3 forced fumbles and 4 fumble recoveries... Was also an All-America first-team selection by The Sports Xchange and second-team selection by the Walter Camp Foundation... Led team with 111 tackles as a junior, despite missing season opener, after starting final 11 games of the year... Recorded 21 tackles for loss (8th-most for a Sun Devil in a single season since 1970) adding 5 sacks, 1 INT and 1 forced fumble... Started all 11 games at weakside linebacker as a sophomore finishing with 75 tackles, 5 sacks, 1 forced fumble and 2 fumble recoveries... Appeared in every game as a reserve inside linebacker during redshirt freshman season, recording 17 tackles while appearing mostly on special teams... Redshirted as a true freshman after making team as a walk-on... Majored in interdisciplinary studies/secondary education.

**PERSONAL:** Attended Chandler High in Chandler, Ariz... Earned first-team all-Central Region and all-state honorable mention as a junior and senior... named Channel 12 News Defensive Player of the Year and all-Valley as a defensive back and running back in final year... Participates in super-high-intensity shock routines focusing on high-speed, high-load and high-volume training with trainer Jay Schroeder during the offseason in Arizona.

### Adam Archuleta's NFL Statistics

#### REGULAR SEASON

Year	Team	GP	GS	Tackles					Interceptions					Fumbles			Misc.	
				Tot	S	A	Sk	Yds	No	Yds	Lg	TD	PD	FF	FR	Yds	TFL	STT
2001	St. Louis	13	12	81	43	38	2.0	10.0	0	0	0	0	3	2	1	24	n/a	0
2002	St. Louis	16	16	149	101	48	2.5	15.5	1	2	2	0	5	0	1	0	n/a	8
2003	St. Louis	13	13	101	77	24	5.0	36.0	1	22	22	0	7	1	1	45	n/a	1
2004	St. Louis	16	14	123	73	50	2.0	15.0	0	0	0	0	3	1	1	93	5	9
2005	St. Louis	14	14	93	66	27	3.5	16.0	1	85	85t	1	4	0	1	0	4	0
2006	Washington	16	7	50	39	11	1.0	5.0	0	0	0	0	0	0	0	0	n/a	17
<b>NFL totals</b>		<b>88</b>	<b>76</b>	<b>597</b>	<b>399</b>	<b>198</b>	<b>16</b>	<b>97.5</b>	<b>3</b>	<b>109</b>	<b>24</b>	<b>1</b>	<b>22</b>	<b>4</b>	<b>5</b>	<b>162</b>	<b>9</b>	<b>35</b>

**ADDITIONAL STATS:** Touchdowns - 3; 45-yard fumble return vs. BALT (Nov. 9, 2003); 93-yard fumble return vs. TB (Oct. 18, 2004); 85-yard INT return vs. TEN (Sept. 25, 2005).

#### POSTSEASON

Year	Team	GP	GS	Tackles					Interceptions					Fumbles			Misc.	
				Tot	S	A	Sk	Yds	No	Yds	Lg	TD	PD	FF	FR	Yds	TFL	STT
2001	St. Louis	3	3	20	14	6	0.0	0.0	0	0	0	0	0	0	1	5	n/a	5
2003	St. Louis	1	1	10	8	2	0.0	0.0	0	0	0	0	0	0	0	0	n/a	1
2004	St. Louis	2	2	9	4	5	0.0	0.0	0	0	0	0	1	0	0	0	n/a	0
<b>Postseason</b>		<b>6</b>	<b>6</b>	<b>39</b>	<b>26</b>	<b>13</b>	<b>0</b>	<b>0</b>	<b>0</b>	<b>0</b>	<b>0</b>	<b>0</b>	<b>1</b>	<b>0</b>	<b>1</b>	<b>5</b>	<b>0</b>	<b>6</b>

#### SEASON / CAREER / PLAYOFF HIGHS

	2006	Career	Playoff
<b>Tackles</b>	10, two times	17 vs. OAK (10/13/02)	10 vs. CAR (1/10/04)
<b>Solos</b>	9 at NYG (10/8)	13 vs. OAK (10/13/02)	8, two times
<b>Interceptions</b>	None	1, three times	None
<b>Longest INT Return</b>	None	85 vs. TEN (9/25/05)	None
<b>Pass Defenses</b>	None	2, three times	1 at SEA (1/8/05)



## ADAM ARCHULETA'S GAME-BY-GAME DEFENSIVE STATS

41-35 Regular Season Starting Record (3-3) Postseason)

## 2001 ST. LOUIS RAMS

Date	W/L	Opp.	Tkls-S	TFL	PD	INT-Yds	Sk-YL
9/9*	W	at PHI	7-3	n/a	1	0-0	0-0
9/23*	W	at SF	12-8	n/a	1	0-0	0-0
9/30*	W	MIA	10-1	n/a	0	0-0	0-0
10/8*	W	at DET	5-2	n/a	1	0-0	1-3
10/14*	W	NYG	9-5	n/a	0	0-0	0-0
10/21*	W	NYJ	2-1	n/a	0	0-0	0-0
10/28*	L	NO	6-4	n/a	0	0-0	0-0
11/11*	W	CAR	3-1	n/a	0	0-0	0-0
11/18*	W	at NE	1-1	n/a	0	0-0	0-0
11/26	L	TB	INACTIVE				
12/2	W	at ATL	INACTIVE				
12/9	W	SF	2-2	n/a	0	0-0	0-0
12/17	W	at NO	INACTIVE				
12/23*	W	at CAR	10-8	n/a	0	0-0	1-7
12/30*	W	IND	8-5	n/a	0	0-0	0-0
1/6*	W	ATL	6-2	n/a	0	0-0	0-0
<b>Totals</b>	<b>11-1</b>		<b>81-43</b>	<b>n/a</b>	<b>3</b>	<b>0-0</b>	<b>2-10</b>

## POSTSEASON

1/20*	W	GB	9-8	n/a	0	0-0	0-0
1/27*	W	PHI	4-2	n/a	0	0-0	0-0
2/3*	L	NE	7-4	n/a	0	0-0	0-0
<b>Totals</b>	<b>2-1</b>		<b>20-14</b>	<b>n/a</b>	<b>0</b>	<b>0-0</b>	<b>0-0</b>

## 2002 ST. LOUIS RAMS

Date	W/L	Opp.	Tkls-S	TFL	PD	INT-Yds	Sk-YL
9/8*	L	at DEN	7-5	n/a	1	0-0	0.5-0.5
9/15*	L	NYG	14-10	n/a	1	1-2	0-0
9/23*	L	at TB	8-4	n/a	0	0-0	0-0
9/29*	L	DAL	8-5	n/a	0	0-0	0-0
10/6*	L	at SF	4-4	n/a	0	0-0	1-7
10/13*	W	OAK	17-13	n/a	1	0-0	0-0
10/20*	W	SEA	3-2	n/a	1	0-0	0-0
11/3*	W	at ARZ	10-8	n/a	0	0-0	0-0
11/10*	W	SD	12-7	n/a	0	0-0	0-0
11/18*	W	CHI	14-9	n/a	0	0-0	1-8
11/24*	L	at WAS	13-8	n/a	0	0-0	0-0
12/1*	L	at PHI	4-4	n/a	1	0-0	0-0
12/8*	L	at KC	11-6	n/a	0	0-0	0-0
12/15*	W	ARZ	7-3	n/a	0	0-0	0-0
12/22*	L	at SEA	9-8	n/a	0	0-0	0-0
12/30*	W	SF	8-5	n/a	0	0-0	0-0
<b>Totals</b>	<b>7-9</b>		<b>149-101</b>	<b>n/a</b>	<b>5</b>	<b>1-2</b>	<b>2.5-15.5</b>

## 2003 ST. LOUIS RAMS

Date	W/L	Opp.	Tkls-S	TFL	PD	INT-Yds	Sk-YL
9/7*	L	at NYG	10-9	n/a	0	0-0	1-8
9/14*	W	SF	5-4	n/a	2	0-0	0-0
9/21*	L	at SEA	8-7	n/a	0	0-0	0-0
9/28*	W	ARZ	3-1	n/a	0	0-0	0-0
10/13*	W	ATL	8-8	n/a	0	0-0	0-0
10/19	W	GB	INACTIVE				
10/26	W	at PIT	INACTIVE				
11/2	L	at SF	DID NOT PLAY				
11/9*	W	BALT	10-5	n/a	2	0-0	1-8
11/16*	W	at CHI	8-6	n/a	0	0-0	0-0
11/23*	W	at ARZ	9-6	n/a	0	0-0	0-0
11/30*	W	MIN	11-9	n/a	0	0-0	2-13
12/8*	W	at CLE	5-3	n/a	0	0-0	0-0
12/14*	W	SEA	9-8	n/a	2	0-0	1-7
12/21*	W	CIN	8-8	n/a	1	1-22	0-0
12/28*	L	at DET	7-3	n/a	0	0-0	0-0
<b>Totals</b>	<b>10-3</b>		<b>101-77</b>	<b>n/a</b>	<b>7</b>	<b>1-22</b>	<b>5-36</b>

## POSTSEASON

1/10*	L	CAR	10-8	n/a	0	0-0	0-0
-------	---	-----	------	-----	---	-----	-----

## 2004 ST. LOUIS RAMS

Date	W/L	Opp.	Tkls-S	TFL	PD	INT-Yds	Sk-YL
9/12*	W	ARZ	9-6	0	1	0-0	0-0
9/19*	L	at ATL	11-7	0	0	0-0	0-0
9/26*	L	NO	10-6	1	0	0-0	0-0
10/3	W	at SF	8-4	0	0	0-0	0-0
10/10	W	at SEA	8-5	1	0	0-0	0-0
10/18*	W	TB	6-3	0	0	0-0	0-0
10/24*	L	at MIA	8-7	1	0	0-0	1-9
11/7*	L	NO	8-4	0	0	0-0	0-0
11/14*	W	SEA	10-6	0	0	0-0	0-0
11/21*	L	at BUF	7-5	1	0	0-0	0-0
11/29*	L	at GB	7-4	0	0	0-0	0-0
12/5*	W	SF	8-4	1	0	0-0	0-0
12/12*	L	at CAR	1-0	0	0	0-0	0-0
12/19*	L	at ARZ	8-5	0	1	0-0	1-6
12/27*	W	PHI	4-4	0	0	0-0	0-0
1/2*	W	NYJ	10-3	0	1	0-0	0-0
<b>Totals</b>	<b>6-8</b>		<b>123-73</b>	<b>5</b>	<b>3</b>	<b>0-0</b>	<b>2-15</b>

## POSTSEASON

1/8*	W	at SEA	5-2	0	1	0-0	0-0
1/15*	L	at ATL	4-2	0	0	0-0	0-0
<b>Totals</b>	<b>1-1</b>		<b>9-4</b>	<b>0</b>	<b>1</b>	<b>0-0</b>	<b>0-0</b>

## 2005 ST. LOUIS RAMS

Date	W/L	Opp.	Tkls-S	TFL	PD	INT-Yds	Sk-YL
9/11*	L	at SF	5-3	0	0	0-0	0-0
9/18*	W	at ARZ	10-7	1	0	0-0	1-5
9/25*	W	TEN	7-6	0	1	1-85	0-0
10/2*	L	at NYG	8-6	0	1	0-0	0-0
10/9*	L	SEA	4-2	0	0	0-0	0.5-4
10/17*	L	at IND	9-8	0	1	0-0	0-0
10/23*	W	NO	8-5	0	0	0-0	2-7
10/30*	W	JAX	7-3	0	0	0-0	0-0
11/13*	L	at SEA	6-5	0	0	0-0	0-0
11/20*	L	ARZ	0-0	0	0	0-0	0-0
11/27	W	at HOU	INACTIVE				
12/4	L	WAS	INACTIVE				
12/11*	L	at MIN	11-8	0	0	0-0	0-0
12/18*	L	PHI	4-3	1	1	0-0	0-0
12/24*	L	SF	8-5	1	0	0-0	0-0
1/1*	W	at DAL	6-5	1	0	0-0	0-0
<b>Totals</b>	<b>5-9</b>		<b>93-66</b>	<b>4</b>	<b>4</b>	<b>1-85</b>	<b>3.5-16</b>

## 2006 WASHINGTON REDSKINS

Date	W/L	Opp.	Tkls-S	TFL	PD	INT-Yds	Sk-YL
9/11*	L	MIN	10-8	n/a	0	0-0	0-0
9/17*	L	at DAL	8-6	n/a	0	0-0	0-0
9/24*	W	at HOU	3-1	n/a	0	0-0	0-0
10/1*	W	JAX	4-4	n/a	0	0-0	1-5
10/8*	L	at NYG	10-9	n/a	0	0-0	0-0
10/15*	L	TEN	7-7	n/a	0	0-0	0-0
10/22*	L	at IND	5-2	n/a	0	0-0	0-0
11/5	W	DAL	3-2	n/a	0	0-0	0-0
11/12	L	at PHI	0-0	0	0	0-0	0-0
11/19	L	at TB	0-0	0	0	0-0	0-0
11/26	W	CAR	0-0	0	0	0-0	0-0
12/3	L	ATL	0-0	0	0	0-0	0-0
12/10	L	PHI	0-0	0	0	0-0	0-0
12/17	W	at NO	0-0	0	0	0-0	0-0
12/24	L	at STL	0-0	0	0	0-0	0-0
12/30	L	NYG	0-0	0	0	0-0	0-0
<b>Totals</b>	<b>2-5</b>		<b>50-39</b>	<b>n/a</b>	<b>0</b>	<b>0-0</b>	<b>1-5</b>

\*Denotes Game Started

Bold Italic denotes led or tied for team lead



# BRENDON AYANBADEJO

## LINEBACKER

Height: 6-1 Weight: 228

Age: 31

College: UCLA

Bears Season: 5

NFL Season: 3

Acquired: Trade with Miami in 2003

# 94

**PRO CAREER:** Selected to first career Pro Bowl as a special teams pick following 2006 season after being named an alternate in 2004 and 2005... The special teams standout has recorded 53 tackles on that unit since joining Chicago during the 2005 preseason, the most by any Bears player over that time... Has registered 95 special teams tackles, 2 opponent fumble recoveries and 2 forced fumbles in 64 career games played over the course of 4 NFL seasons... Named to *Pro Football Weekly*/Pro Football Writers Association's All-NFL and All-NFC teams for performance during 2006... First alternate to the Pro Bowl as a special teamer in 2005 after being named a second alternate to the Pro Bowl with Miami in 2004 while also picking up All-Pro honors by espn.com and Sports Illustrated in 2005... Has recorded 42 career tackles with 1 INT and 1 PBU in limited duty as a reserve linebacker... Has 10 special teams tackles in 4 career postseason contests... Entered professional football in 2000 in the CFL, played in NFL Europe in 2001 and returned to CFL in 2002... Totaled 42 special teams tackles from 2003-04 with Miami.

**CAREER TRANSACTIONS:** Entered NFL as an undrafted free agent, signing with Atlanta (4/23/99)... Waived by Falcons (8/23/99)... Signed by Chicago (1/10/00)... Waived by Bears (5/10/00)... Signed by Baltimore and allocated to NFL Europe (2/12/01)... Waived by Baltimore (7/24/01)... Signed with Miami (2/3/03)... Traded to Chicago for TE John Owens (8/28/05) and a conditional draft pick... Signed 2-year contract extension (11/4/05). **SIGNED through 2007**

**2006 SEASON:** Played all 16 games, starting 1, during Pro Bowl season while tying Cameron Worrell for team-lead with career-high 28 special teams tackles, matching Adrian Peterson's club-record for special teams tackles in a season (stat first recorded in 1995)... Recovered 2 opponent fumbles on special teams that led to 2 Bears field goals (9/10 at GB and 10/8 vs. BUF), while causing 1 fumble that led to a Bears touchdown (10/29 vs. SF)... In first Bears start, at SLB, recorded 5 tackles vs. DET (9/17) and had 1 tackle on special teams... Collected a career-high 6 tackles on special teams vs. SF (10/29)... Played all 3 postseason contests, pacing team with 7 special teams tackles. **GAMES PLAYED-STARTED: 16-1**

**PREVIOUS SEASON: 2005** - Played all 16 games while leading Bears with 25 special teams tackles during his first season with Chicago... Recorded at least 1 special teams tackle every game. **2004** - Second alternate to Pro Bowl while leading Miami with 23 special teams tackles... Played all 16 games, starting the first two games of his career, and recorded 20 tackles and an interception... Started first career game vs. NE (12/20) at SLB on *Monday Night Football* and tallied 7 tackles and an interception which led to Dolphins game-winning TD drive. **2003** - Played in all 16 games as a reserve LB and on special teams where he led Miami with 19 tackles. **2002** - Played with British Columbia of the CFL and tied for second on the squad with 77 tackles while compiling a team-high five fumble recoveries to go with 3 INTs and 3 sacks... Added club-high 27 special teams tackles. **2001** - Played with Amsterdam of NFL Europe in the spring of 2001. **2000** - Split time between Winnipeg and Toronto in the CFL. **1999** - Went to training camp with Atlanta as an undrafted rookie free agent in 1999 before being waived prior to the start of the regular season.

**COLLEGE:** Four-year letterman at UCLA (1995-98) finished his career with 185 tackles and 10 INTs... First-team all-Pac-10 as a senior after starting all 12 games and recording 62 tackles, 9 sacks and 4 fumble recoveries to help the Bruins to a 10-2 record and Rose Bowl berth... Registered 9 tackles, including 4 sacks of QB Carson Palmer, in victory over USC that year... Majored in history.



**PERSONAL:** Prepped at Santa Cruz (CA) H.S... Younger brother of fullback Obafemi Ayanbadejo who was a teammate of his in 2003 with Miami and again this season in Chicago... Born in Chicago, he and his family moved to Lagos, Nigeria, when he was one-year-old and lived there for nearly 3 years before moving back to the United States... During the 2003 season, wrote a weekly column for his hometown newspaper, the Santa Cruz Sentinel... Promotes physical fitness education at Hamlin Park in Chicago each Tuesday on a voluntary basis... Spends time rollerblading and at the beach body surfing when he has free time... Full name is Oladele Brendon Ayanbadejo... Has 1 daughter, Anaya Lee.

### Brendon Ayanbadejo's NFL Statistics

#### REGULAR SEASON

Year	Team	GP	GS	Tackles					Interceptions					Fumbles			Misc.	
				Tot	S	A	Sk	Yds	No	Yds	Lg	TD	PD	FF	FR	Yds	TFL	STT
2003	Miami	16	0	0	0	0	0.0	0.0	0	0	0	0	0	0	0	0	0	19
2004	Miami	16	2	20	9	11	0.0	0.0	1	2	2	0	1	0	0	0	n/a	23
2005	Chicago	16	0	11	6	5	0.0	0.0	0	0	0	0	0	0	0	0	0	25
2006	Chicago	16	1	11	6	5	0.0	0.0	0	0	0	0	0	0	0	0	0	28
<b>NFL totals</b>		<b>64</b>	<b>3</b>	<b>42</b>	<b>21</b>	<b>21</b>	<b>0.0</b>	<b>0.0</b>	<b>1</b>	<b>2</b>	<b>2</b>	<b>0</b>	<b>1</b>	<b>0</b>	<b>0</b>	<b>0</b>	<b>0</b>	<b>95</b>
<b>BEARS totals</b>		<b>32</b>	<b>1</b>	<b>22</b>	<b>12</b>	<b>10</b>	<b>0.0</b>	<b>0.0</b>	<b>0</b>	<b>0</b>	<b>0</b>	<b>0</b>	<b>0</b>	<b>0</b>	<b>0</b>	<b>0</b>	<b>0</b>	<b>53</b>

#### POSTSEASON

Year	Team	GP	GS	Tackles					Interceptions					Fumbles			Misc.	
				Tot	S	A	Sk	Yds	No	Yds	Lg	TD	PD	FF	FR	Yds	TFL	STT
2005	Chicago	1	0	0	0	0	0.0	0.0	0	0	0	0	0	0	0	0	0	3
2006	Chicago	3	0	0	0	0	0.0	0.0	0	0	0	0	0	0	0	0	0	7
<b>Postseason</b>		<b>4</b>	<b>0</b>	<b>0</b>	<b>0</b>	<b>0</b>	<b>0.0</b>	<b>0.0</b>	<b>0</b>	<b>0</b>	<b>0</b>	<b>0</b>	<b>0</b>	<b>0</b>	<b>0</b>	<b>0</b>	<b>0</b>	<b>10</b>

#### SEASON / CAREER / PLAYOFF HIGHS

	2006	Career	Playoff
Tackles	5 vs. DET (9/17)	7, two times	None
Solos	4 vs. DET (9/17)	4, two times	None
Interceptions	None	1 vs. NE (12/20/04)	None
Longest INT Return	None	2 vs. NE (12/20/04)	None
Pass Defenses	None	1 vs. NE (12/20/04)	None
Special Teams Tackles	6 vs. SF (10/29)	Same	5 vs. NO (1/21/07)

## NFL WALTER PAYTON "MAN OF THE YEAR"

The NFL Walter Payton "Man of the Year" award is the only League award that recognizes a player's off-the-field community service as well as his playing excellence. This prestigious NFL award has been in existence since 1970 and honors players who demonstrate outstanding balance in their lives between civic and professional responsibilities. In 1999, the league renamed the NFL Man of the Year award after Walter Payton as a tribute to his greatness both on and off the field. Since the program's inception in 1970, four Bears have earned the title of NFL "Man of the Year" - which is the most of any team in the NFL.

Past NFL Walter Payton "Man of the Year" winners have included:

**1970 - Walter Payton, Running Back**

**1987 - Dave Duerson, Safety**

**1990 - Mike Singletary, Linebacker**

**2000 - Jim Flanigan, Defensive Tackle (co-winner)**



# OBAFEMI AYANBADEJO

## FULLBACK

Height: 6-2      Weight: 230

Age: 32

College: San Diego State

Bears Season: 1

NFL Season: 9

Acquired: Waived free agent in 2007 (ARZ)

# 45

**PRO CAREER:** Heading into his ninth NFL season, Ayanbadejo joins his fifth NFL team (Minnesota, Baltimore, Miami, Arizona and Chicago) and brother, Brendon, for the second time as the two played together in Miami in 2003. Played in 38 games for Baltimore from 1999-2001 and was out of football in 2002. Spent the last three seasons in Arizona where he appeared in 46 games with 7 starts. He was member of Ravens' Super Bowl XXXV championship squad and has 123 career carries for 513 yards and five TDs while adding 130 receptions for 885 yards and three TDs. A special teams standout, Ayanbadejo has registered 88 tackles on coverage units.

**CAREER TRANSACTIONS:** Entered NFL as an undrafted free agent, signing with Minnesota (4/25/97)... Waived by Vikings (8/18/97)... Signed by Minnesota (2/9/98)... Waived by Vikings (8/24/98)... Signed to Minnesota's practice squad (9/1/98)... Signed to Minnesota's 53-man roster (12/1/98)... Waived by Vikings (12/22/98)... Signed to Minnesota's practice squad (12/24/98)... Vikings practice squad contact expired (1/25/99)... Signed by Minnesota (2/18/99)... Waived by Vikings (9/21/99)... Signed 1-year contract with Baltimore (9/28/99)... Signed with Baltimore (4/13/2000)... Place on Injured Reserve (11/28/2000)... Signed 1-year contract with Baltimore (4/16/01)... Signed with Miami (7/25/2002)... Waived by Dolphins (9/1/02)... Signed to Reserve/Futures contract by Miami (1/14/03)... Signed as an unrestricted free agent with Arizona (3/9/2004)... Waived by Cardinals (6/5/2007)... Signed 1-year contract with Chicago (6/12/07). **SIGNED through 2007**

**2006 SEASON:** Played in 14 games, establishing himself as a key contributor in third down situations for Arizona... Caught two passes for 17 yards, including an acrobatic run after the catch on a 13-yard reception on third-and-10 at Sea (9/17)... Caught two passes for 16 yards and had two tackles on special teams vs. Chi (10/16) ... Tied for the team high with four special teams tackles while carrying the ball once for three yards and catching one pass for seven yards before leaving the game in the third quarter at Oak (10/22) due to a leg contusion... Missed his first action after appearing in 55 consecutive games dating back to 2003 when he was inactive (leg) at GB (10/29)... Caught two passes for 40 yards, including a 27-yard reception on a third-and-seven in the third quarter that established a new career long at STL (12/3). **GAMES PLAYED-STARTED: 14-0**

**PREVIOUS SEASON: 2005** - Played in all 16 games with two starts at fullback for Arizona... Had season-best day at DET (11/13), catching six passes for 51 yards while rushing three times for an 11 additional yards. **2004** - In his first campaign with the Cardinals, appeared in all 16 games with five starts... Saw action at fullback in the first three games of the season but did not record any offensive statistics... Recorded his first reception, rush and touchdown as a Cardinal vs. NO (10/3); caught a 21-yard Emmitt Smith pass for a touchdown with 1:12 left in the first half to give the Cardinals a 14-3 lead (the TD pass was the first/only passing attempt of Smith's career). **2003** - Appeared in 16 games with two starts in only season with the Dolphins... Saw first extended action at JAX (10/12) for injured Rob Konrad and responded with team-best seven pass receptions for 42 yards. **2002** - Attended training camp with Dolphins... Released 9/1 on final roster reduction. **2001** - Started 5 of 16 games for Ravens... Reception total of 24 best among Ravens non-wide receivers... Added eight tackles on special teams... Rushed for career-best 48 yards on nine carries at CLE (10/21); also caught five passes for 20 yards... Appeared in two playoff games in reserve role. **2000** - Played in eight games with four starts for the Ravens... Missed 8 of final 9 contests with turf toe injury, aggravated at TEN (11/12)... Inactive five of those games,



placed on Injured Reserve on 11/28 for duration of season and all three postseason contests... Career-best seven receptions for 53 yards in 39-36 win vs. JAX (9/10) included first NFL touchdown catch on five-yard toss from quarterback Tony Banks... First career rushing touchdown was one-yard run vs. CIN (9/24). **1999** - Began season with Vikings in reserve role for first two contests... Released by Minnesota (9/21) and signed by Baltimore (9/27)... In final 12 contests for Ravens, caught one pass for two yards and ranked third on club with 19 special teams tackles. **1998** - Spent firsts 12 games of the season on the Vikings practice squad... Activated to 53-man roster for final three games of season... Inactive for two games, reserve duty at Bal (12/13). Released and re-signed to practice squad for final regular-season game and two post-season contests. **1997** - Joined Vikings as undrafted free agent... Waived before the regular season.

**COLLEGE:** Played final two seasons at San Diego State after transferring from Cabrillo Junior College... Junior college all-Coast selection in 1994 with 34 pass receptions for 465 yards and 10 touchdowns... Finished fourth on San Diego State in receptions with 26 in his senior season as a tight end... In his senior season San Diego State, finished seventh in the nation in points (38.9/game) and eighth in total offense (482.1 yards/game).

**PERSONAL:** Full name Obafemi Devin Ayanbadejo... Played just one year of football at Santa Cruz (CA) High School... Academic honor roll selection in high school... Younger brother, Brendon, was his Dolphin teammate in 2003 and now, again, with the Bears... Nickname is "Femi"... Born in Chicago, family moved to Lagos, Nigeria when he was two years old and lived there for nearly three years before returning to the United States... Psychology major at San Diego State... Name is pronounced oh-bah-FEM-me ah-yon-bah-DAY-joe.

### Obafemi Ayanbadejo's NFL Statistics

#### REGULAR SEASON

Year	Team	GP-GS	Rush	Yds	Avg	Lg	TD	Rec	Yds	Avg	Lg	TD
1998	Minnesota	1 - 0	0	0	0.0	0	0	0	0	0.0	0	0
1999	Baltimore	14 - 0	0	0	0.0	0	0	1	2	2.0	2	0
2000	Baltimore	8 - 4	15	37	2.5	8	1	23	168	7.3	26	1
2001	Baltimore	16 - 5	46	273	3.8	17	1	24	121	5.0	18	1
2002	Out Of Football											
2003	Miami	16 - 2	1	-2	-2.0	-2	0	12	53	4.4	12	0
2004	Arizona	16 - 5	30	122	4.1	23	3	19	171	9.0	21	1
2005	Arizona	16 - 2	22	46	2.1	11	0	34	231	6.8	18	0
2006	Arizona	14 - 0	9	37	4.1	11	0	17	139	8.2	27	0
<b>NFL Totals</b>		<b>101 - 18</b>	<b>123</b>	<b>513</b>	<b>4.2</b>	<b>23</b>	<b>5</b>	<b>130</b>	<b>885</b>	<b>6.8</b>	<b>27</b>	<b>3</b>

**ADDITIONAL STATS:** Special Teams Tackles-88: 1999-BAL (19); 2000-BAL (3); 2001-BAL (8); 2003-MIA (12); 2004-ARZ (16); 2005-ARZ (17); 2006-ARZ (13).

#### POSTSEASON

Year	Team	GP-GS	Rush	Yds	Avg	Lg	TD	Rec	Yds	Avg	Lg	TD
2001	Baltimore	2 - 0	2	8	4.0	5	0	1	7	7.0	7	0

**ADDITIONAL STATS:** Special Teams Tackles-5: 2001-BAL (5).

#### SEASON / CAREER / PLAYOFF HIGHS

	2006	Career	Playoff
Rushes	4 at SD (12/31)	9 at CLE (10/21/01)	2 at MIA (1/13/02)
Rushing Yards	14 at SD (12/31)	48 at CLE (10/21/01)	8 at MIA (1/13/02)
Longest Run	11 vs. DEN (12/17)	23 vs. TB (1/2/05)	5 at MIA (1/13/02)
Rushing TDs	None	2 vs. SF (12/12/04)	None
Receptions	3 at SD (12/31)	7 vs. JAX (9/10/00)	1 at MIA (1/13/02)
Receiving Yards	40 at STL (12/3)	53 vs. JAX (9/10/00)	7 at MIA (1/13/02)
Longest Reception	27 at STL (12/3)	Same	7 at MIA (1/13/02)
Receiving TDs	None	1, three times	None



# CEDRIC BENSON

## RUNNING BACK

Height: 5-11 Weight: 220

Age: 24

College: Texas

Bears Season: 3

NFL Season: 3

Acquired: 1st round of the 2005 draft

# 32

**PRO CAREER:** Has totaled 224 carries for 919 rushing yards and 6 rushing touchdowns in 2-year career while adding 9 receptions for 57 yards... Completed sophomore season as Bears second leading rusher with 647 rushing yards on 157 carries and 4.1 yards per carry, while tying for team lead with 6 rushing touchdowns... With an increased role in final seven games of the 2006 regular season, Benson compiled 432 rushing yards on 88 carries with a 4.9 yards per carry average (7th highest rushing average in NFL during that span - min. 75 attempts)... Had 6th most rushing yards among NFL teams' second-leading rushers in 2006... In 3 career postseason contests, Benson has totaled 104 rushing yards on 38 carries with 1 TD while adding 3 receptions for 24 yards... Bears third-leading rusher as a rookie.

**CAREER TRANSACTIONS:** Entered NFL as a first-round selection (4th overall) by Chicago in the 2005 NFL Draft... Signed with Bears (8/28/05). **SIGNED through 2009**

**2006 SEASON:** Gathered 647 rushing yards on 157 carries for a 4.1 yards per carry average with 6 rushing touchdowns... Scored first career TD vs. BUF (10/8) on a 1-yard run as part of a 14-carry 48-rushing yard day, while adding another 1-yard TD run in the second half for his first career two-TD game... Recorded first 100-yard rushing game of career vs. GB (12/31) after carrying the ball 13 times for 109 yards (8.4 ypc) while adding a career long 22-yard reception... Carried the ball 38 times in the playoffs for 104 yards and 1 TD while adding 3 receptions for 24 yards. **GAMES PLAYED-STARTED: 15-0**

**PREVIOUS SEASONS: 2005 -** Tallied 272 yards averaging 4.1 yards per carry on 67 carries and gained 3 yards on only reception of season... Led Bears with season-high 79 rushing yards on 14 carries, all in 2nd half, at NO (11/6) including runs of 27 and a career-long 36 yards... Started first NFL game vs. SF (11/13) and gained 50 yards on 12 carries before leaving game after injuring knee in 2nd quarter.

**COLLEGE:** Four-year starter at Texas (2001-04) finished career as sixth-leading rusher in NCAA Division I-A history and second-leading rusher in Longhorn history... In 49 games, rushed for 5,540 yards on 1,112 carries with 64 TDs... Fifth back in NCAA history to rush for over 1,000 yards in all four seasons and his 64 TDs were the third-most in NCAA history... Caught 69 career passes for 621 yards and 3 TDs... One of three players in NCAA history to rush for 5,000 yards and score 400 points in a career... Three-time all-Big 12 Honoree by *Associated Press* (1st team as a senior and junior; 2nd team as a sophomore)... Recipient of 2004 Doak Walker Award and Cingular ABC Sports All-America Player of the Year Award after rushing for 1,834 yards and 19 TDs with 22 receptions for 179 yards as a senior... As a junior totaled 1,360 yards on 258 carries and 21 TDs... Collected 1,293 yards on 305 carries with 12 TDs during sophomore season ... Named Freshman All-American after totaling 1,053 yards and 13 TDs on 223 carries... Majored in social work.

**PERSONAL:** Attended Lee H.S. in Midland, Texas, playing football for coach John Parchman... Parade All-American, three-time Texas 5A Offensive Player-of-the-Year and first-team all-state halfback... Named *USA Today's* Texas Player of the Year and finalist (Southwest Region winner) for the High School Heisman in 2000... Rushed for 8,423 career yards (No. 4 in Texas history/No. 1 in Class 5A history), scored 127 TDs (No. 2 in Texas history/No. 3 nationally) and averaged 183.1 yards and 2.8 TDs per game during his career... Led the team to 43-3 record including the *USA Today* High School National Championship his junior year and 3 consecutive Texas 5A Division I State Championships ... Rushed for 680 yards on 90 carries and scored a state-record 15 TDs in 3 state title games... Was drafted by the



Los Angeles Dodgers in the 12th round (370th overall) of the 2001 MLB Draft... Played summer ball with the Dodgers in 2001 and 2002 at Vero Beach while attending Texas and stopped playing in 2003 to concentrate on football... Born Cedric Myron Benson in Midland, Texas.

### Cedric Benson's NFL Statistics

#### REGULAR SEASON

Year	Team	GP-GS	Rush	Yds	Avg	Lg	TD	Rec	Yds	Avg	Lg	TD
2005	Chicago	9-1	67	272	4.1	36	0	1	3	3.0	3	0
2006	Chicago	15-0	157	647	4.1	30	6	8	54	6.8	22	0
NFL totals		24-1	224	919	4.1	36	6	9	57	6.3	22	0

ADDITIONAL STATS: Fumbles-Lost - 2005 (1-1); Playoffs: 2006 (1-1).

#### POSTSEASON

Year	Team	GP-GS	Rush	Yds	Avg	Lg	TD	Rec	Yds	Avg	Lg	TD
2005	Chicago	0-0	0	-	-	0	0	0	0	-	-	0
2006	Chicago	3-0	38	104	2.7	12t	1	3	24	8.0	11	0
Postseason		3-0	38	104	2.7	12t	1	3	24	8.0	11	0

#### SEASON / CAREER / PLAYOFF HIGHS

	2006	Career	Playoff
Rushes	16 at STL (12/11)	16, two times	24 vs. NO (1/21/07)
Rushing Yards	109 vs. GB (12/31)	Same	60 vs. NO (1/21/07)
Longest Run	30 vs. GB (12/31)	36 at NO (11/6/05)	11 vs. SEA (1/14/07)
Rushing TDs	2 vs. BUF (10/8)	Same	1 vs. NO (1/21/07)
Receptions	2, two times	Same	3 vs. SEA (1/14/07)
Receiving Yards	22 vs. GB (12/31)	Same	24 vs. SEA (1/14/07)

#### CEDRIC BENSON'S GAME-BY-GAME OFFENSIVE STATS

1-0 Regular Season Starting Record (0-0 Postseason)

##### 2005 CHICAGO BEARS

Date	W/L	Opp.	Rush	Yards	Avg.	Lg	TD
9/11	L	at WAS	3	10	3.3	4	0
9/18	W	DET	16	49	3.1	19	0
9/25	L	CIN	DID NOT PLAY				
10/9	L	at CLE	5	6	1.2	5	0
10/16	W	MIN	3	2	0.7	3	0
10/23	W	BALT	2	6	3	3	0
10/30	W	@DET	3	35	11.7	25	0
11/6	W	@NO	14	79	5.6	36	0
11/13*	W	SF	12	50	4.2	18	0
11/20	W	CAR	INACTIVE				
11/27	W	at TB	INACTIVE				
12/4	W	GB	INACTIVE				
12/11	L	at PIT	INACTIVE				
12/18	W	ATL	INACTIVE				
12/25	W	at GB	INACTIVE				
1/1	L	@MIN	9	35	3.9	10	0
Totals 1-0			67	272	4.1	36	0

##### POSTSEASON

1/15	L	CAR	DID NOT PLAY				
Totals 0-0			0	0	0.0	0	0

\*Denotes Game Started

**Bold Italic** denotes led or tied for team lead

(Does not include Avg.)

##### 2006 CHICAGO BEARS

Date		Opp.	Att	Yds	Avg	Long	TD
9/10	W	at GB	11	34	3.1	7	0
9/17	W	DET	10	25	2.5	6	0
9/24	W	at MIN	DID NOT PLAY				
10/1	W	SEA	11	37	3.4	19	0
10/8	W	BUF	14	48	3.4	11	2
10/16	W	at ARZ	1	4	4.0	4	0
10/29	W	SF	8	26	3.3	11	1
11/5	L	MIA	8	34	4.3	10	0
11/12	W	at NYG	6	7	1.2	7	0
11/19	W	at NYJ	10	51	5.1	14	0
11/26	L	at NE	10	46	4.6	16	1
12/3	W	MIN	9	60	6.7	24t	1
12/11	W	at STL	16	64	4.0	9	0
12/17	W	TB	15	53	3.5	15	1
12/24	W	at DET	15	49	3.3	10	0
12/31	L	GB	13	109	8.4	30	0
Totals 0-0			157	647	4.1	30	6

##### POSTSEASON

1/14	W	SEA	12	45	3.8	12	0
1/21	W	NO	24	60	2.5	12t	1
2/4	L	IND	2	-1	-0.5	4	0
Totals 0-0			38	104	2.7	12t	1



# BERNARD BERRIAN

## WIDE RECEIVER

Height: 6-1      Weight: 185  
 Age: 26  
 College: Fresno State  
 Bears Season: 4  
 NFL Season: 4  
 Acquired: 3rd round of the 2004 draft

# 80

Berrian

**PRO CAREER:** His average of 15.8 yards per catch ranks 7th in the NFL among players with at least 60 receptions over the last 3 seasons... Had breakout season in 2006 with 51 catches for 775 yards while tying for team lead with 6 touchdown receptions... Big-play ability led to 11 receptions of 20 yards or longer during 2006 season including 6 of 40-plus yards (tied for 3rd in the NFL)... In 3 seasons in the NFL, 18 of his 79 career receptions (22.8 percent) have been for at least 20 yards including 13 catches of 34 yards or longer... Recorded 79 receptions in his career for 1,246 yards and 8 touchdowns... Ranks 3rd in Bears postseason history with 19 receptions and 296 receiving yards and tied for 3rd with 2 TD receptions, while starting 3 of 4 appearances... Has seen time as both a kick and punt returner, averaging 22.6 yards on 17 kickoff returns and 7.2 yards on 12 punt returns.

**CAREER TRANSACTIONS:** Entered NFL as a third-round selection (78th overall) by Chicago in the 2004 NFL Draft... Signed contract (7/28/04). **SIGNED through 2007**

**2006 SEASON:** Played 15 games, starting 14 contests, while finishing second on the team in receptions (51) and receiving yards (775), tying career highs in both categories... Career-best 6 receiving touchdowns tied for team lead... Four of 6 TD receptions were 34 yards or longer... Ranked 20th in NFL with a 15.2 yards per catch average... Posted first two 100-yard receiving games of his career (5-104 at NE, 11-26; 3-108 vs. SEA, 10/1)... Added 2 punt returns for 7 yards... Led Bears in postseason with 14 receptions for 228 yards and 2 TDs. **GAMES PLAYED-STARTED: 15-14**

**PREVIOUS SEASONS: 2005** - Played 11 games, starting 2, and was team's leading receiver over the last 5 regular season games gaining 222 yards on 10 receptions... Totaled 13 catches for 246 yards - 3rd most on the team - for the season... Led NFL averaging 18.9 yards per catch among players with at least 10 receptions... Earned NFC Special Teams Player of the Week honors vs. ATL (12/18) after gaining 30 yards on 2 punt returns highlighted by 24-yard return... **2004** - Ranked second on team averaging 15.0 yards per catch while playing all 16 games, starting 1... Led all WRs and tied for team-lead with 2 receiving TDs on 15 receptions for 225 yards... Caught first career TD on 49-yard pass vs. SF (10/31).

**COLLEGE:** Three-year starter at Fresno State (1999-2003) finished career with 199 receptions for 2,849 yards and 25 TDs while starting 40 of 49 games, ranking 2nd in school history in career catches, 5th in career yards and tied for 1st in TD catches... Tied for 1st in school history for career KR yards (68), 3rd all-time in KR yards (1,571) with 1 TD, and holds school record for PRs (99) and PR yards (1,144) with 3 TDs... Finished with school-record 5,828 career all-purpose yards... Earned all-WAC first team honors red-shirt senior and junior seasons and second team honors as a sophomore... Averaged 135.6 all-purpose yards per game while starting every contest at flanker as a senior, leading Bulldogs with 63 catches for 668 yards and 4 TDs... Redshirted original senior season after sustaining season-ending knee injury in season opener vs. Wisconsin... First-team All-America by The NFL Draft Report and American Football Coaches Association as a junior receiver and returner after setting a conference record with 2,776 all-purpose yards while catching 85 passes for 1,364 yards and 13 TDs... Tallied 765 yards on 32 kickoff returns with 1 TD and returned 41 punts for 556 yards and 1 TD... Caught 43 passes as a sophomore for 705 yards and 6 TDs... Played 9 games as a reserve WR during freshman season, totaling 58 yards and 1 TD on 6 receptions... Majored in communications.

**PERSONAL:** Snagged 53 passes for 1,276 yards and 16 TDs as a senior to help lead Atwater (Calif.) H.S. to a 13-1 record... Chosen as the Modesto Bee Player-of-the-Year in 1998... Named to the Merced Sun-Star all-area team and was also a member of the Modesto Bee's all-district team... Cal High all-Northern California team member... His brother, Tony, ran track for Arizona State... Son of Sallie and Joseph Berrian.



## Bernard Berrian's NFL Statistics

## REGULAR SEASON

Year	Team	GP-GS	Rec	Yds	Avg	Lg	TD	Rush	Yds	Avg	Lg	TD
2004	Chicago	16 - 1	15	225	15.0	49t	2	8	28	3.5	25	0
2005	Chicago	11 - 2	13	246	18.9	54	0	2	31	15.5	37	0
2006	Chicago	15 - 14	51	775	15.2	62	6	2	5	2.5	5	0
NFL totals		42 - 17	79	1,246	15.8	62	8	12	64	5.3	37	0

ADDITIONAL STATS: Fumbles-Lost - 2006 (2-1).

Year	Team	KR	Yds	Avg	LG	TD	PR	FC	Yds	Avg	Lg	TD
2004	Chicago	17	385	22.6	41	0	2	2	10	5.0	12	0
2005	Chicago	0	0	0.0	0	0	8	3	69	8.6	24	0
2006	Chicago	0	0	0.0	0	0	2	0	7	3.5	7	0
NFL totals		17	385	22.6	41	0	12	5	86	7.2	24	0

## POSTSEASON

Year	Team	GP-GS	Rec	Yds	Avg	Lg	TD	Rush	Yds	Avg	Lg	TD
2005	Chicago	1 - 0	5	68	13.6	17	0	0	0	-	-	0
2006	Chicago	3 - 3	14	228	16.3	68t	2	0	0	-	-	0
Postseason		4 - 3	19	296	29.9	17	2	0	0	-	-	0

## SEASON / CAREER / PLAYOFF HIGHS

	2006	Career	Playoff
Receptions	56, two times	Same	5, three times
Receiving Yards	108 vs. SEA (10/1)	Same	105 vs. SEA (1/14/07)
Longest Reception	62 vs. BUF (10/8)	Same	68t vs. SEA (1/14/07)
Receiving TDs	1, six times	1, eight times	1, two times

## BERNARD BERRIAN'S GAME-BY-GAME OFFENSIVE STATS

## 13-4 Regular Season Starting Record (2-1 Postseason)

## 2004 CHICAGO BEARS

Date	Opp.	Rec	Yds	Avg	Long	TD
9/12 L	DET	0	0	0.0	0	0
9/19 W	at GB	0	0	0.0	0	0
9/26 L	at MIN	2	12	6.0	8	0
10/3 L	PHI	0	0	0.0	0	0
10/17 L	WAS	1	6	6.0	6	0
10/24 L	at TB	1	14	14.0	14	0
10/31 W	SF	1	49	49.0	49t	1
11/7 W	at NYG	1	35	35.0	35t	1
11/14 W	at TEN	1	8	8.0	8	0
11/21 L	IND	1	17	17.0	17	0
11/25 L	at DAL	1	3	3.0	3	0
12/5* W	MIN	0	0	0.0	0	0
12/12 L	at JAX	2	46	23.0	38	0
12/19 L	HOU	1	9	9.0	9	0
12/26 L	at DET	1	3	3.0	3	0
1/2 L	GB	2	23	11.5	17	0
Totals 1-0		15	225	15.0	49t	2

## 2005 CHICAGO BEARS

Date	Opp.	Rec	Yds	Avg	Long	TD
9/11 L	WAS	1	9	9.0	9	0
9/18 W	DET	0	0	0.0	0	0
9/25 L	CIN	0	0	0.0	0	0
10/9 L	at CLE	0	0	0.0	0	0
10/16 W	MIN	0	0	0.0	0	0
10/23 W	BALT	2	15	7.5	8	0
10/30 W	at DET	INACTIVE				
11/6 W	at NO	INACTIVE				
11/13 W	SF	INACTIVE				
11/20 W	CAR	INACTIVE				
11/27 W	at TB	DID NOT PLAY				
12/4* W	GB	3	59	19.7	34	0
12/11 L	at PIT	1	43	43.0	43	0

12/18 W	ATL	2	20	10.0	12	0
12/25 W	at GB	3	93	31.0	54	0
1/1* L	at MIN	1	7	7.0	7	0
Totals 1-1		13	246	18.9	54	0

## POSTSEASON

1/15 L	CAR	5	68	13.6	17	0
2006 CHICAGO BEARS						
Date	Opp.	Rec	Yds	Avg	Long	TD
9/10* W	at GB	1	49	49.0	49t	1
9/17* W	DET	5	89	17.8	41t	1
9/24* W	at MIN	6	70	11.7	21	0
10/1 W	SEA	3	108	36.0	46	1
10/8* W	BUF	4	97	24.3	62	1
10/16* W	at ARZ	2	31	15.5	16	0
10/29* W	SF	5	41	8.2	15	0
11/5* L	MIA	1	10	10.0	10	0
11/12 W	at NYG	INACTIVE				
11/19* W	at NYJ	0	0	0.0	0	0
11/26* L	at NE	5	104	20.8	47	0
12/3* W	MIN	4	21	5.3	10	0
12/11* W	at STL	3	62	20.7	34t	1
12/17* W	TB	6	33	5.5	11	0
12/24* W	at DET	5	43	8.6	13t	1
12/31* L	GB	1	17	17.0	17	0
Totals 11-3		51	775	15.2	62	6
POSTSEASON						
1/14* W	SEA	5	105	21.0	68t	1
1/21* W	NO	5	85	17.0	33t	1
2/4* L	IND	4	38	9.5	14	0
Totals 2-1		14	228	16.3	68t	2

\*Denotes Game Started

Bold Italic denotes led or tied for team lead  
(Does not include Avg.)



# MARK BRADLEY

## WIDE RECEIVER

Height: 6-2 Weight: 198

Age: 25

College: Oklahoma

Bears Season: 3

NFL Season: 3

Acquired: 2nd round of the 2005 draft

# 16

**PRO CAREER:** Has totaled 512 yards and 3 TDs on 32 receptions in his career, averaging 16.0 yards per catch which ranks 12th in NFL over last 2 years (min. 30 catches)... Hauled in 14 receptions for 282 yards and 3 TDs in 2006, while his 20.1 yards per catch average was 3rd in the NFL among players with at least 10 receptions... All 3 career TD receptions are from 29 yards or longer (29, 57 and 75) including a Bears 2006 season-long 75-yard TD reception from Brian Griese vs. GB (12/31).

**CAREER TRANSACTIONS:** Entered NFL as a second-round selection (39th overall) in the 2005 NFL Draft... Signed contract (6/21/05). **SIGNED through 2009**

**2006 SEASON:** Finished 7th on Bears with 14 receptions, 5th with 282 receiving yards and 4th with 3 TD receptions in 10 games played... Had 13 receptions for 277 yards and all 3 TDs in final 8 games of regular season after returning from an ankle injury that caused him to miss 5 games... Had two of Bears three longest catches of the regular season - a 75-yard TD reception vs. GB (12/31), which was the longest, and a 57-yard TD reception at NYJ (11/19), which was the third longest. **GAMES PLAYED-STARTED: 10-0**

**PREVIOUS SEASONS: 2005** - Finished season ranked 5th on Chicago with 18 catches, 4th with 230 yards receiving, 2nd with 12.8 ypc and his 54-yard pass play tied for the longest play from scrimmage for the Bears... Was 2nd-leading receiver among rookies in NFL at time of his season-ending injury... Played Games 1-7 - starting Games 4-7 at WR... Placed on injured reserve Oct. 31 due to torn ACL.

**COLLEGE:** Finished collegiate career at Oklahoma (2002-04) after playing 2 seasons at Arkansas-Pine Bluff (2000-01)... Switched to cornerback to fill a team need during practice; moved back to WR just prior to the start of 2003 season... Started 10 career games, catching 58 passes for 1,114 yards (19.7 avg.) while adding 22 kickoff returns for 523 yards (23.8 avg.) with 1 TD... Transferred to Oklahoma after tearing his ACL as a sophomore at Arkansas-Pine Bluff... Majored in sociology.

**PERSONAL:** Three-year starter at Pine Bluff (Ark.) H.S., playing 5 positions... Senior all-state choice after throwing for more than 800 yards with a combined 35 TDs (rushing and passing)... Gatorade Track and Field Athlete of the Year in Arkansas as a senior... Set state high jump record at 7-foot-4 and broke the state meet record in the long jump at 24-foot-7½... Son of Danny Bradley, a former Sooner QB, who lettered at Oklahoma from 1981-84, and Chelsea Perry.

### Mark Bradley's NFL Statistics

#### REGULAR SEASON

Year	Team	GP-GS	Rec	Yds	Avg	Lg	TD	Rush	Yds	Avg	Lg	TD
2005	Chicago	7 - 4	18	230	12.8	54	0	0	0	-	-	0
2006	Chicago	10 - 0	14	282	20.1	75	3	0	0	0.0	0	0
<b>NFL totals</b>		<b>17 - 4</b>	<b>32</b>	<b>512</b>	<b>16.0</b>	<b>75</b>	<b>3</b>	<b>0</b>	<b>0</b>	<b>0.0</b>	<b>0</b>	<b>0</b>

**ADDITIONAL STATS:** Kickoff Returns - 2005 (4 for 70 yards, 17.5 avg., long of 23). Fumbles-Lost - 2005 (1-1).

#### POSTSEASON

Year	Team	GP-GS	Rec	Yds	Avg	Lg	TD	Rush	Yds	Avg	Lg	TD
2005	Chicago	0 - 0	0	0	-	-	0	0	0	-	-	0
2006	Chicago	1 - 0	1	5	5.0	5	0	0	0	-	-	0
<b>Postseason</b>		<b>1 - 0</b>	<b>1</b>	<b>5</b>	<b>5.0</b>	<b>5</b>	<b>0</b>	<b>0</b>	<b>0</b>	<b>-</b>	<b>-</b>	<b>0</b>

#### SEASON / CAREER / PLAYOFF HIGHS

	2005	Career	Playoff
Receptions	4, two times	5 at DET (10/30/05)	1 vs. SEA (1/14/07)
Receiving Yards	80 at NYJ (11/19)	88 at DET (10/30/05)	5 vs. SEA (1/14/07)
Longest Reception	75t vs. GB (12/31)	Same	5 vs. SEA (1/14/07)
Receiving TDs	1, three times	Same	None





# LANCE BRIGGS

## LINEBACKER

**Height:** 6-1    **Weight:** 240

**Age:** 26

**College:** Arizona

**Bears Season:** 5

**NFL Season:** 5

**Acquired:** 3rd round of the 2003 draft

# 55

Briggs

**PRO CAREER:** Two-time Pro Bowl selection is tied for 3rd in team history with 3 INTs returned for TDs in career behind Mike Brown and Bennie McRae (4)... Earned 2nd consecutive Pro Bowl selection following 2006 season in which he finished 2nd on roster with a career-high 176 tackles, raising his tackle total from the previous season for the 3rd consecutive year... He and Brian Urlacher are the first Bears linebackers to be selected to consecutive Pro Bowls together since Wilber Marshall and Mike Singletary in 1987 and 1988... Tabbed second-team All Pro by the *Associated Press* following 2006 season after first-team selection a year earlier... Also named an All Pro by *The Sporting News* and *Sports Illustrated* following 2006 season while adding *Pro Football Weekly*/Pro Football Writers Association's All-NFC honors as well... Over the last 4 seasons, has the most interceptions returned for touchdowns (3) of any linebacker in the NFL and only two players have more (D. Sharper, GB-MIN and Chris McAlister, BAL; 4)... Became first linebacker in NFL history to return an interception for a score in each of his first 3 campaigns... Has 595 career tackles over last 4 seasons to rank 2nd on Bears (Urlacher, 614); 2nd on team in tackles in 2006 and 2005 after leading team in 2004... Heads into 2007 season having started 61 consecutive regular-season games - 3rd-longest on team and 2nd-longest on defense (Kreutz, 70; A. Brown, 64) - including 48 straight at WLB... Has 41 tackles including 4 TFLs and 2 PBUs in 4 career postseason starts... Paced Chicago in 2004 with 168 tackles while being named a second-alternate at OLB for the Pro Bowl after starting every contest at WLB... Started final 13 games of rookie season in 2003 at SLB and tallied team's only defensive TD of 2003 on his first career INT return TD.

**CAREER TRANSACTIONS:** Entered NFL as a third-round selection (68th overall) by Chicago in the 2003 NFL Draft... Signed contract with Bears (7/25/03). Briggs was designated with the team's franchise tag and as of press time had not signed his one-year tender.

**2006 SEASON:** Started all 16 games for 3rd straight season while finishing 2nd on team with career-high 176 tackles en route to 2nd consecutive Pro Bowl selection... Led or tied for Bears lead in tackles on 8 occasions and recorded double-digit tackles 12 times including 8 times in final 9 contests... Also finished 2nd on roster with 10 TFLs (tying a career high), and 9 PBUs... First team All Pro by *Sporting News* and *Sports Illustrated* and a second-team All Pro by *The Associated Press*... Added *Pro Football Weekly*/Pro Football Writers Association's All-NFC honors... Led team in postseason with 32 tackles and 3 TFLs; added 2 PBUs. **GAMES PLAYED-STARTED: 16-16**

**PREVIOUS SEASONS:** **2005** - Chosen to Pro Bowl and named to *Associated Press* and *Pro Football Weekly* first-team all-Pro teams after ranking 2nd on Bears with career-highs with 170 tackles, 2 sacks, 2 INT, 13 PBUs, 3 forced fumbles and 2 fumble recoveries... One of just 6 Bears to start all 16 games... Led Chicago in tackles in team-high 7 games and registered at least 11 tackles in 9 contests... Notched a sack and a forced fumble on the same play at WAS (9/11)... Recovered fumble vs. CIN (9/25)... Led team with 15 tackles (tied 3rd-most in career) at NO (11/6) adding a forced fumble... Tied for team-high honors with 16 tackles vs. GB (12/4) including 1 TFL; added 3 PBUs and recovered a fumble. **2004** - Started 16 games at WLB, moving from SLB in the off-season, and became first Bears player other than Brian Urlacher to lead team in tackles since Barry Minter in 1999... Led team in tackles in 8 games including 2 with career-high 17... Named Pro Bowl second-alternate at OLB after recording 168 tackles including 10 TFLs and 0.5 sack... Produced one of Bears team-record six defensive TDs with INT return score... Returned a lateral from Hunter Hillenmeyer during a fumble return for 11 yards at MIN (9/26)... Scored 2nd career TD on 38-yard INT return at DET (12/26); combined with Mike Green on his first

career sack. **2003** - Played all 16 games as a rookie for Chicago, becoming a starter at SLB in the fourth game and tying for 4th on Chicago with 81 tackles while starting the final 13 contests... Added an INT return for a TD, a fumble recovery, 5 PBUs and 4 TFLs... First Bears player other than Urlacher to lead team in tackles in consecutive games since 2001.

**COLLEGE:** Three-time first-team all-Pac-10 selection at LB at Arizona (1999-2002)... Switched positions from FB to LB during the spring following his freshman season... Special teams standout who led Wildcats in tackles each of his 3 seasons on defense... Concluded career with 308 tackles (205 solos), 10.5 sacks, 36 TFLs, 3 INTs, 10 PBUs, 5 forced fumbles and 4 fumble recoveries in 33 games at SLB... Named team's Defensive Most Valuable Player as a senior, starting 11 games and leading team with 98 tackles, including 3 sacks and 11 TFLs, 1 INT and 2 PBUs... Recovered 2 fumbles and forced 2 others while recording season-high 15 tackles twice... As a junior, led team with 93 tackles in 11 games while collecting 6.5 sacks and 14 TFLs... In first year at LB as a sophomore, led team with career-high 113 tackles with 1 sack, 11 TFLs and 1 forced fumble, plus 2 INTs... Rushed for 163 yards and 2 TDs on 25 carries in 10 games at FB as a freshman... Majored in sociology.

**PERSONAL:** Three-year letterman at Elk Grove H.S. in Sacramento, CA, as a LB, RB, S, K, kickoff and punt returner... Named Sacramento Bee Player-of-the-Year as a senior with 100 tackles, including 5 sacks... Two-year track letterman in the 200-meters, 4x100 relay and shot put... Born Lance Marell Briggs to Raymond and Brenda Briggs... Sister, Tranae, played volleyball at Sacramento State, South Florida and Florida State... Cousin, Tamika Dennis, played volleyball at Arizona... Participated in ESPN: The Weekend at Disney's Wide World of Sports during the 2006 off-season.

### Lance Briggs' NFL Statistics

#### REGULAR SEASON

Year	Team	GP	GS	Tackles					Interceptions					Fumbles			Misc.	
				Tot	S	A	Sk	Yds	No	Yds	Lg	TD	PD	FF	FR	Yds	TFL	STT
2003	Chicago	16	13	81	62	19	0.0	0.0	1	45	45t	1	4	0	1	0	5	2
2004	Chicago	16	16	168	112	56	0.5	1.5	1	38	38t	1	5	0	0	11	10	0
2005	Chicago	16	16	170	86	84	2.0	12.0	2	30	20	1	13	3	2	0	8	0
2006	Chicago	16	16	176	117	59	1.0	4.0	2	18	18	0	9	4	1	0	10	0
NFL totals		64	61	595	377	218	3.5	17.5	6	131	45t	3	31	7	4	11	33	2

**ADDITIONAL STATS:** Touchdowns - 3: 45-yard INT return at GB (Dec. 7, 2003); 38-yard INT return at DET (Dec. 26, 2004); 10-yard INT return at GB (Dec. 25, 2005).

#### POSTSEASON

Year	Team	GP	GS	Tackles					Interceptions					Fumbles			Misc.	
				Tot	S	A	Sk	Yds	No	Yds	Lg	TD	PD	FF	FR	Yds	TFL	STT
2005	Chicago	1	1	9	7	2	0.0	0.0	0	0	0	0	0	0	0	0	1	0
2006	Chicago	3	3	32	21	11	0.0	0.0	0	0	0	0	2	0	0	0	3	0
Postseason		4	4	41	28	13	0.0	0.0	0	0	0	0	2	0	0	0	4	0

#### SEASON / CAREER / PLAYOFF HIGHS

	2006	Career	Playoff
Tackles	16 at ARZ (10/16)	17 at JAX (12/12/04)	13, two times
Solos	12 at ARZ (10/16)	15 at JAX (12/12/04)	11 vs. IND (SB XLI)
Tackles For Loss	2, two times	2, six times	1, four times
Interceptions	1, two times	1, six times	None
Longest INT Return	18 vs. BUF (10/8)	45t at GB (12/7/03)	None
Pass Defenses	2 at ARZ (10/16)	3 vs. GB (12/4/05)	1, two times



## LANCE BRIGGS' GAME-BY-GAME DEFENSIVE STATS

36-15 Regular Season Starting Record (2-2 Postseason)

## 2003 CHICAGO BEARS

Date	W/L	Opp.	Tkls-S	TFL	PD	INT-Yds	Sk-YL
9/7	L	at SF	0-0	0	0	0-0	0-0
9/14	L	at MIN	1-1	0	0	0-0	0-0
9/29	L	GB	2-2	0	0	0-0	0-0
10/5*	W	OAK	1-1	0	0	0-0	0-0
10/12*	L	at NO	4-3	0	1	0-0	0-0
10/19*	L	at SEA	7-5	0	0	0-0	0-0
10/26*	W	DET	8-5	0	0	0-0	0-0
11/2*	W	SD	10-8	0	0	0-0	0-0
11/9*	L	at DET	12-11	1	0	0-0	0-0
11/16*	L	STL	4-3	0	1	0-0	0-0
11/23*	W	at DEN	6-4	0	1	0-0	0-0
11/30*	W	ARZ	7-2	0	0	0-0	0-0
12/7*	L	at GB	9-8	2	1	1-45	0-0
12/14*	W	MIN	5-5	1	0	0-0	0-0
12/21*	W	WAS	3-2	0	0	0-0	0-0
12/28*	L	at KC	2-2	1	0	0-0	0-0
<b>Totals</b>	<b>7-6</b>		<b>81-62</b>	<b>5</b>	<b>4</b>	<b>1-45</b>	<b>0-0</b>

## 2004 CHICAGO BEARS

Date	W/L	Opp.	Tkls-S	TFL	PD	INT-Yds	Sk-YL
9/12*	L	DET	12-6	1	0	0-0	0-0
9/19*	W	at GB	8-4	0	1	0-0	0-0
9/26*	L	at MIN	6-4	1	0	0-0	0-0
10/3*	L	PHI	15-12	1	0	0-0	0-0
10/17*	L	WAS	8-5	0	1	0-0	0-0
10/24*	L	at TB	12-7	1	0	0-0	0-0
10/31*	W	SF	9-6	0	1	0-0	0-0
11/7*	W	at NYG	8-6	1	0	0-0	0-0
11/14*	W	at TEN	15-12	0	1	0-0	0-0
11/21*	L	IND	12-11	1	1	0-0	0-0
11/25*	L	at DAL	11-6	2	0	0-0	0-0
12/5*	W	MIN	6-4	0	0	0-0	0-0
12/12*	L	at JAX	17-15	2	0	0-0	0-0
12/19*	L	HOU	9-3	0	0	0-0	0-0
12/26*	L	at DET	13-7	0	0	1-38	0.5-1.5
1/2*	L	GB	7-4	0	0	0-0	0-0
<b>Totals</b>	<b>5-11</b>		<b>168-112</b>	<b>10</b>	<b>5</b>	<b>1-38</b>	<b>0.5-1.5</b>

\*Denotes Game Started

***Bold Italic*** denotes led or tied for team lead

## 2005 CHICAGO BEARS

Date	W/L	Opp.	Tkls-S	TFL	PD	INT-Yds	Sk-YL
9/11*	L	at WAS	9-6	1	0	0-0	1-3
9/18*	W	DET	12-5	1	0	1-20	0-0
9/25*	L	CIN	9-5	2	1	0-0	0-0
10/9*	L	at CLE	13-5	0	1	0-0	1-9
10/16*	W	MIN	8-5	0	1	0-0	0-0
10/23*	W	BALT	12-6	0	1	0-0	0-0
10/30*	W	at DET	8-5	0	0	0-0	0-0
11/6*	W	at NO	15-10	1	2	0-0	0-0
11/13*	W	SF	11-3	0	0	0-0	0-0
11/20*	W	CAR	8-4	0	0	0-0	0-0
11/27*	W	at TB	15-7	1	0	0-0	0-0
12/4*	W	GB	16-8	1	3	0-0	0-0
12/11*	L	at PIT	15-7	0	0	0-0	0-0
12/18*	W	ATL	11-4	0	2	0-0	0-0
12/25*	W	at GB	7-6	1	2	1-10	0-0
1/1*	L	at MIN	1-0	0	0	0-0	0-0
<b>Totals</b>	<b>11-5</b>		<b>170-86</b>	<b>8</b>	<b>13</b>	<b>2-30</b>	<b>2-12</b>

## POSTSEASON

1/15*	L	CAR	9-7	1	0	0-0	0-0
-------	---	-----	-----	---	---	-----	-----

## 2006 CHICAGO BEARS

Date	W/L	Opp.	Tkls-S	TFL	PD	INT-Yds	Sk-YL
9/10*	W	at GB	10-8	1	0	0-0	1-4
9/17*	W	DET	10-6	1	0	0-0	0-0
9/24*	W	at MIN	9-7	1	0	0-0	0-0
10/1*	W	SEA	12-9	2	0	0-0	0-0
10/8*	W	BUF	5-3	0	1	1-18	0-0
10/16*	W	at ARZ	16-12	2	2	0-0	0-0
10/29*	W	SF	6-5	0	0	0-0	0-0
11/5*	L	MIA	10-6	1	1	0-0	0-0
11/12*	W	at NYG	11-8	0	1	0-0	0-0
11/19*	W	at NYJ	15-7	1	1	0-0	0-0
11/26*	L	at NE	14-7	0	1	0-0	0-0
12/3*	W	MIN	15-9	0	0	1-0	0-0
12/11*	W	at STL	12-7	0	1	0-0	0-0
12/17*	W	TB	14-7	1	0	0-0	0-0
12/24*	W	at DET	11-11	0	1	0-0	0-0
12/31*	L	GB	6-5	0	0	0-0	0-0
<b>Totals</b>	<b>13-3</b>		<b>176-117</b>	<b>10</b>	<b>9</b>	<b>2-18</b>	<b>1-4</b>

## POSTSEASON

1/14*	W	SEA	13-7	1	0	0-0	0-0
1/21*	W	NO	6-3	1	1	0-0	0-0
2/4*	L	IND	13-11	1	1	0-0	0-0
<b>Totals</b>	<b>2-1</b>		<b>32-21</b>	<b>3</b>	<b>2</b>	<b>0-0</b>	<b>0-0</b>

## BEARS vs. SUPER BOWL WINNERS

The Bears are 8-10 against defending Super Bowl champions. However, Chicago has won 7 of its last 12 against reigning champs but currently have a four-game losing streak.

YEAR	OPPONENT	RESULT	SCORE
9/24/67	@ Green Bay	L	10-13
11/26/67	GREEN BAY	L	13-17**
11/3/68	@ Green Bay	W	13-10
12/15/68	GREEN BAY	L	27-28**
10/19/75	@ Pittsburgh	L	3-34
9/28/80	@ Pittsburgh	L	3-38
12/13/81	@ Oakland	W	23-6
11/4/84	LA RAIDERS	W	17-6
10/13/85	@ San Francisco	W	26-10
9/14/87	NEW YORK GIANTS	W	34-19*

YEAR	OPPONENT	RESULT	SCORE
11/13/88	@ Washington	W	34-14
12/24/89	@ San Francisco	L	0-26
9/15/91	NEW YORK GIANTS	W	20-17
9/2/96	DALLAS	W	22-6*
9/1/97	@ Green Bay	L	24-38*
10/12/97	GREEN BAY	L	23-24
9/9/01	@ Baltimore	L	7-17
11/10/02	NEW ENGLAND	L	30-33

\*\* At Wrigley Field.

\* Monday night season-opener.



# ALEX BROWN

## DEFENSIVE END

Height: 6-3 Weight: 260

Age: 28

College: Florida

Bears Season: 6

NFL Season: 6

Acquired: 4th round of the 2002 draft

# 96

**PRO CAREER:** Veteran defensive end has shown durability starting 64 consecutive games - 2nd-most on the team (Kreutz, 70) and most on defense - and versatility after registering career highs with 7 sacks and 2 interceptions to go along with 71 tackles, 3 forced fumbles and 2 fumble recoveries in 2006... Named second-alternate for the 2007 Pro Bowl after being named a first-alternate for the 2006 Pro Bowl... One of just 7 defensive ends in the NFL that has started every game since 2003... Has recorded 27 career sacks, 2nd-most on the defensive line (Ogunleye, 46.5) while his 24.5 sacks over the last 4 seasons are the most by a Bears defensive lineman since Jim Flanigan (24.5, 1997-2000)... Only Bear on roster to have registered at least 5.5 sacks in each of previous 4 seasons... Tallied 298 tackles over last 4 campaigns as a full-time starter, tops on the D-line and 4th on team (Urlacher, Briggs, Tillman)... His 298 tackles since 2003 are the most by a Bears D-lineman during a four-season stretch since Flanigan's 308 from 1996-1999... In 4 postseason starts, Brown has 14 tackles with 2 TFLs, 1 PBU and 1 sack... Has ranked in the top-10 on the Bears in tackles in every season since entering the NFL in 2002 - only other Bear to rank in top-10 in tackles in each of last 5 seasons is Urlacher... Earned a vote for the NFL's Defensive Player of the Year after 2005 season... Two-time NFC Defensive Player-of-the-Week earning selections in 2004 and 2005... Career-high 4-sack effort at NYG in 2004 marked his first P.O.W. award... Led all NFC rookies in 2002 by being involved in 6 turnovers (3 forced and 3 recovered fumbles) while tying for 4th in NFL in fumble recoveries, the most by a Bears rookie since 1971 (T. McGee, 4).

**CAREER TRANSACTIONS:** Entered NFL as a fourth-round selection (104th overall) by Chicago in the 2002 NFL Draft... Signed contract extension (12/1/04). **SIGNED through 2009**

**2006 SEASON:** Selected as a second-alternate for the 2007 Pro Bowl after recording a career-high 7 sacks and 2 interceptions while leading the defensive line and ranking 5th on the team with 71 tackles... Became first Bears defensive lineman to post multiple interceptions in a season since Richard Dent had 3 in 1990... Added 3 TFL, 3 forced fumbles, 2 fumble recoveries and 2 PBU while starting all 16 games at RDE... Added 10 tackles with 1 TFL and 1st career postseason sack in 3 playoff starts. **GAMES PLAYED-STARTED: 16-16**

**PREVIOUS SEASONS:** **2005** - Named first-alternate for the Pro Bowl and received one vote for NFL Defensive Player of the Year after recording 6 sacks and ranking 2nd on the D-line and 6th on Bears with 75 tackles... Selected for Sports Illustrated All-Pro Team... Led D-line with 9 TFLs, 8 PBUs and 3 forced fumbles while starting all 16 games... Named NFC Defensive Player-of-the-Week at TB (11/27/05) after forcing a fumble on one of two sacks that led to Bears lone TD while also posting 4 PBUs. **2004** - Started at RDE for all 16 games, leading Chicago with 6 sacks and ranking 2nd on D-line with 73 tackles while pacing the unit with 11 TFLs and 4 PBUs... Earned NFC Defensive Player-of-the-Week honor after posting career-high 4 sacks at NYG (11/7); tied for third-highest single-game sack total in franchise history. **2003** - In first season as a full-time starter, led Bears with 5.5 sacks while pacing the D-line with a career-high 79 tackles, 61 solos, and 6 TFLs while forcing 2 fumbles and recovering 1. **2002** - Appeared in final 15 games, starting 9 of the last 10 at RDE as a rookie... Tied teammate Bryan Knight for fourth among all NFL defenders with 3 fumble recoveries, tied for team lead with 3 forced fumbles and ranked fifth on Bears with 2.5 sacks... Also totaled 49 tackles (32 solos) and 3 PBUs while contributing on special teams coverage... Made NFL debut at ATL (9/15); posting 1 PBU... Recorded first 3 NFL tackles at BUF (9/29)... Started first NFL game at RDE at MIN (10/27), recording 4 tackles and forcing first career fumble.



**COLLEGE:** Selected as an All-American, first-team all-SEC and Lombardi Award semifinalist (finalist as a senior) each of the final 3 seasons of his Florida career (1998-2001)... Established school record with 33 career sacks, including single-season UF-best 13 as a senior, while starting 31-of-46 regular season games played... Totaled 161 tackles with 47 total stops behind the line of scrimmage (sixth-best total in school history)... First-team All-American selection by the Walter Camp Foundation, National Sports Bureau, Football News and the Football Writers Association... Finalist for the Lombardi and Nagurski Awards... *Associated Press* SEC Defensive Player-of-the-Year... Started every game at RDE, recording 50 tackles with 10.5 sacks, 14 TFLs and 4 PBUs, while forcing 1 fumble and blocking 3 kicks... Second-team All-American choice by the Walter Camp Football Foundation and ABC Sports... Started 11-of-12 regular season games, recording 56 tackles with 7.5 sacks and 12 TFLs... In first season at D-end, garnered first-team All-American honors by Football News and the Walter Camp Football Foundation... Started 9-of-12 games as a sophomore, making 45 tackles with 13 sacks, 18 TFLs, 2 INTs, and 5 forced fumbles... Saw action at SLB in all 11 regular season games as a true freshman, backing up Jevon Kearse, and recording 10 tackles with 2 sacks and 3 TFLs... Majored in recreation program delivery.

**PERSONAL:** One of the nation's elite prep LBs coming out of Hamilton County (White Springs, Fla.) H.S. in 1996, concluded his prep career with a first-team all-state (3A) selection and district MVP on defense and offense... As a senior, credited with 117 tackles at LB while rushing for 767 yards with 18 TDs and passing for 863 yards with 6 TDs at QB... Earned high school All-America honors from several recruiting publications and tabbed as the nation's top LB by one and among the 20 top players overall by another... Also selected as district MVP in basketball and was the state 3A champion in the discus in 1996... Community involvement includes handing out turkeys with Bears defensive linemen for Chicagoland families in need... Owner and President/CEO of men's professional volleyball team in Puerto Rico, Indios de Mayaguez ([www.indiosdemayaguez.com](http://www.indiosdemayaguez.com))... Son of Essie and James Brown... He and wife, Karimar, have 1 son, Antonio.

### Alex Brown's NFL Statistics

#### REGULAR SEASON

Year	Team	GP	GS	Tackles					Interceptions					Fumbles			Misc.	
				Tot	S	A	Sk	Yds	No	Yds	Lg	TD	PD	FF	FR	Yds	TFL	STT
2002	Chicago	15	9	49	32	17	2.5	19.0	0	0	0	0	3	3	3	0	3	0
2003	Chicago	16	16	79	61	18	5.5	32.5	1	0	0	0	3	2	1	0	6	0
2004	Chicago	16	16	73	43	30	6.0	34.5	0	0	0	0	4	2	1	0	11	0
2005	Chicago	16	16	75	48	27	6.0	55.0	0	0	0	0	8	3	0	0	9	0
2006	Chicago	16	16	71	44	27	7.0	67.0	2	22	18	0	2	3	2	0	3	0
NFL totals		79	73	347	228	119	27.0	208.0	3	22	18	0	20	13	7	0	32	0

#### POSTSEASON

Year	Team	GP	GS	Tackles					Interceptions					Fumbles			Misc.	
				Tot	S	A	Sk	Yds	No	Yds	Lg	TD	PD	FF	FR	Yds	TFL	STT
2005	Chicago	1	1	4	1	3	0.0	0.0	0	0	0	0	1	0	0	0	1	0
2006	Chicago	3	3	10	8	2	1.0	1.0	0	0	0	0	0	0	0	0	1	0
Postseason		4	4	14	9	5	1.0	1.0	0	0	0	0	1	0	0	0	2	0

#### SEASON / CAREER / PLAYOFF HIGHS

	2006	Career	Playoff
Tackles	10 at MIN (9/24)	12 at DET (11/9/03)	5 vs. SEA (1/14/07)
Solos	5, three times	10 at DET (11/9/03)	5 vs. SEA (1/14/07)
Sacks	2 at NYG (11/12)	4 at NYG (11/7/04)	1 vs. SEA (1/14/07)
Tackles For Loss	1, three times	3 at DET (11/9/03)	1, two times
Pass Defenses	1, two times	4 at TB (11/27/05)	1 vs. CAR (1/15/06)

## ALEX BROWN'S GAME-BY-GAME DEFENSIVE STATS

38-35 Regular Season Starting Record (2-2 Postseason)

## 2002 CHICAGO BEARS

Date	W/L	Opp.	Tkls-S	TFL	PD	INT-Yds	Sk-YL
9/8	W	MIN	Inactive				
9/15	W	at ATL	0-0	0	1	0-0	0-0
9/22	L	NO	0-0	0	0	0-0	0-0
9/29	L	at BUF	3-2	1	0	0-0	0-0
10/7	L	GB	1-1	0	0	0-0	0-0
10/20	L	at DET	0-0	0	0	0-0	0-0
10/27*	L	at MIN	4-4	0	0	0-0	0-0
11/3*	L	PHI	9-7	0	0	0-0	0-0
11/10*	L	NE	4-3	0	0	0-0	1.5-11
11/18*	L	at STL	4-2	0	0	0-0	0-0
11/24*	W	DET	2-0	0	0	0-0	0-0
12/1*	L	at GB	7-5	0	1	0-0	0-0
12/9*	L	at MIA	3-3	2	0	0-0	1-8
12/15*	W	NYJ	3-2	0	1	0-0	0-0
12/22*	L	at CAR	8-2	0	0	0-0	0-0
12/29	L	TB	1-1	0	0	0-0	0-0
<b>Totals</b>	<b>2-7</b>		<b>49-32</b>	<b>3</b>	<b>3</b>	<b>0-0</b>	<b>2.5-19</b>

## 2003 CHICAGO BEARS

Date	W/L	Opp.	Tkls-S	TFL	PD	INT-Yds	Sk-YL
9/7*	L	at SF	9-7	0	0	0-0	0-0
9/14*	L	at MIN	8-4	0	0	0-0	1.5-7.5
9/29*	L	GB	5-3	0	1	0-0	0-0
10/5*	W	OAK	4-3	0	0	1-0	0-0
10/12*	L	at NO	6-5	0	0	0-0	0-0
10/19*	L	at SEA	4-4	0	0	0-0	0-0
10/26*	W	DET	3-2	0	1	0-0	0-0
11/2*	W	SD	3-3	1	0	0-0	0-0
11/9*	L	at DET	12-10	3	0	0-0	1-7
11/16*	L	STL	5-5	1	0	0-0	1-11
11/23*	W	at DEN	3-3	0	0	0-0	0-0
11/30*	W	ARZ	3-2	1	0	0-0	0-0
12/7*	L	at GB	4-2	0	0	0-0	0-0
12/14*	W	MIN	6-5	0	0	0-0	2-7
12/21*	W	WAS	1-1	0	1	0-0	0-0
12/28*	L	at KC	3-2	0	0	0-0	0-0
<b>Totals</b>	<b>7-9</b>		<b>79-61</b>	<b>6</b>	<b>3</b>	<b>1-0</b>	<b>5.5-32.5</b>

## 2004 CHICAGO BEARS

Date	W/L	Opp.	Tkls-S	TFL	PD	INT-Yds	Sk-YL
9/12*	L	DET	5-3	1	0	0-0	0-0
9/19*	W	at GB	4-1	1	1	0-0	0-0
9/26*	L	at MIN	1-1	0	1	0-0	0-0
10/3*	L	PHI	4-1	0	0	0-0	1-9
10/17*	L	WAS	7-5	2	0	0-0	0-0
10/24*	L	at TB	8-6	1	0	0-0	0-0
10/31*	W	SF	7-3	1	1	0-0	0-0
11/7*	W	at NYG	7-6	1	1	0-0	4-18
11/14*	W	at TEN	8-4	0	0	0-0	0.5-2.5
11/21*	L	IND	2-1	0	0	0-0	0-0
11/25*	L	at DAL	2-1	1	0	0-0	0-0
12/5*	W	MIN	4-2	1	0	0-0	0.5-5
12/12*	L	at JAX	2-1	0	0	0-0	0-0
12/19*	L	HOU	6-4	2	0	0-0	0-0
12/26*	L	at DET	2-1	0	0	0-0	0-0
1/2*	L	GB	4-3	0	0	0-0	0-0
<b>Totals</b>	<b>5-11</b>		<b>73-43</b>	<b>11</b>	<b>4</b>	<b>0-0</b>	<b>6.0-34.5</b>

## 2005 CHICAGO BEARS

Date	W/L	Opp.	Tkls-S	TFL	PD	INT-Yds	Sk-YL
9/11*	L	at WAS	4-3	0	0	0-0	0-0
9/18*	W	DET	3-0	0	0	0-0	0-0
9/25*	L	CIN	10-8	1	0	0-0	0-0
10/9*	L	at CLE	4-0	0	0	0-0	0-0
10/16*	W	MIN	3-1	0	1	0-0	0-0
10/23*	W	BAL	3-1	0	0	0-0	0-0
10/30*	W	at DET	6-3	0	0	0-0	1-8
11/6*	W	at NO	4-2	1	0	0-0	0-0
11/13*	W	SF	8-7	2	0	0-0	0-0
11/20*	W	CAR	6-5	0	1	0-0	2-23
11/27*	W	at TB	3-2	0	4	0-0	2-16
12/4*	W	GB	1-0	0	0	0-0	0-0
12/11*	L	at PIT	4-4	2	0	0-0	0-0
12/18*	W	ATL	8-5	2	1	0-0	0-0
12/25*	L	at GB	6-5	0	1	0-0	1-8
1/1*	L	at MIN	2-2	1	0	0-0	0-0
<b>Totals</b>	<b>11-5</b>		<b>75-48</b>	<b>9</b>	<b>8</b>	<b>0-0</b>	<b>6-55</b>

## POSTSEASON

1/15*	L	CAR	4-1	1	1	0-0	0-0
-------	---	-----	-----	---	---	-----	-----

## 2006 CHICAGO BEARS

Date	W/L	Opp.	Tkls-S	TFL	PD	INT-Yds	Sk-YL
9/10*	W	at GB	4-3	0	1	0-0	1-11
9/17*	W	DET	1-1	0	0	0-0	0-0
9/24*	W	at MIN	10-4	1	0	0-0	0-0
10/1*	W	SEA	7-4	0	0	0-0	1-11
10/8*	W	BUF	3-3	0	0	1-18	1-8
10/16*	W	at ARZ	7-3	0	0	0-0	0-0
10/29*	W	SF	5-1	0	0	0-0	0-0
11/5*	L	MIA	7-5	1	0	1-4	0-0
11/12*	W	at NYG	5-4	0	0	0-0	2-22
11/19*	W	at NYJ	6-5	0	0	0-0	0-0
11/26*	L	at NE	0-0	0	0	0-0	0-0
12/3*	W	MIN	6-5	0	0	0-0	1-7
12/11*	W	at STL	2-2	1	0	0-0	0-0
12/17*	W	TB	0-0	0	0	0-0	0-0
12/24*	W	at DET	2-0	0	1	0-0	0-0
12/31*	L	GB	6-4	0	0	0-0	1-8
<b>Totals</b>	<b>13-3</b>		<b>71-44</b>	<b>3</b>	<b>2</b>	<b>2-22</b>	<b>7-67</b>

## POSTSEASON

1/14*	W	SEA	5-5	1	0	0-0	1-1
1/21*	W	NO	3-1	0	0	0-0	0-0
2/4*	L	IND	2-2	0	0	0-0	0-0
<b>Totals</b>	<b>2-1</b>		<b>10-8</b>	<b>1</b>	<b>0</b>	<b>0-0</b>	<b>1-1</b>

\*Denotes Game Started

*Bold Italic* denotes led or tied for team lead





# MIKE BROWN

## SAFETY

**Height:** 5-10    **Weight:** 207  
**Age:** 29  
**College:** Nebraska  
**Bears Season:** 8  
**NFL Season:** 8  
**Acquired:** 2nd round of the 2000 draft

# 30

Mike Brown

**PRO CAREER:** All-time franchise leader with 7 career defensive TDs, 4 by INT returns - tied for the Bears all-time record - and 3 fumble returns - also a franchise record... Earned first Pro Bowl selection and tabbed second-team All-Pro by the *Associated Press* in 2005... Tied for second among active Bears with 14 career INTs (Vasher, 16; Tillman and Manning Jr., 14)... Since entering the NFL in 2000, Brown is tied for 6th with 7 others for most INT returns for TDs (D. Brooks, TB, 6)... Tops franchise list for career fumble return yards with 221 on 6 fumble recoveries including TD returns of 3, 62 and 95 yards, the latter of which is the second-longest in team history behind George Halas' 98-yard fumble return (11/4/23)... Led team in INTs in consecutive seasons (2001-02)... All-Pro performer in 2001 with career-high 5 INTs, highlighted by three-game INT streak kicked-off by game-winning INT returns for TDs in overtime against the 49ers and Browns in back-to-back games - an NFL first... Became just the 7th Bears rookie since 1974 to record over 100 tackles, registering 102 stops, and was also the first Bears rookie since 1993 (Myron Baker) to record a defensive TD.

**CAREER TRANSACTIONS:** Entered NFL as a second-round selection (39th overall) by Chicago in the 2000 NFL Draft... Signed new contract (7/17/03). **SIGNED through 2008**

**2006 SEASON:** Started first 6 games of season before being placed on injured reserve due to a foot injury... Established a Bears record with 3rd career fumble return touchdown on a 3-yard touchdown return at ARZ (10/16)... Finished season with 28 tackles, 2 PBUs, 1 forced fumble and 1 fumble recovery. **GAMES PLAYED-STARTED: 6-6**

**PREVIOUS SEASONS:** **2005** - Named to Pro Bowl and selected by *Associated Press* as second-team All-Pro player... Selected for All-NFC Team by PFW/PFWA... Started first 12 games of season before suffering a calf injury and missing the final 4 regular season contests... Ranked 2nd in secondary and 4th on team with 89 tackles... Averaged 38.7 yards per INT return that was tops in the NFL among players with at least 3 INTs... Tied franchise record with 4th career INT return for TD vs. DET (9/18). **2004** - Started first 2 games of the year before an Achilles injury ended his season, totaling 10 tackles, 1 PBU and 1 fumble recovery for a TD... Established new team record with fifth career defensive TD (9/19 at GB). **2003** - Started all 16 games at FS and tied for 3rd on Bears with 2 INTs while ranking 3rd among Chicago's secondary with 81 tackles, tying for 4th overall. **2002** - Intercepted team-high 3 passes and ranked 3rd on team with 111 tackles while starting 15-of-16 games played at FS... Had a 62-yard fumble return TD pitched from Rosevelt Colvin at BUF (9/29); the longest lateralled fumble return TD by Chicago since Hugh Gallarneau's 67-yard TD from George Wilson (11/24/46). **2001** - Earned first-team All-Pro honors from the *Associated Press* and *Football Digest* while leading Chicago with a career-high 5 INTs, starting all 16 games, plus his first career playoff start... Bears honoree for the NFLPA's Unsung Hero Award... Tied for 10th in NFC in INTs, tying for NFL lead with 2 INT returns for TD... Ranked 2nd on Bears secondary with 86 tackles and 2nd with 8 PBUs... Returned INT 33 yards for TD in OT vs. SF (10/28) to complete Bears comeback with quickest OT decision in NFL history (16 seconds)... Duplicated game-winning OT heroics vs. CLE (11/4) with 16-yard INT return for TD to finish comeback... Named NFC Defensive Player-of-the-Week after recording 9 tackles, including 2 sacks, vs. DET (12/2) with a forced and recovered fumble. **2000** - Bears only rookie starter on opening day en route to starting all 16 games and ranking 2nd on team with 102 tackles and being named All-Rookie first team by *Pro Football Weekly*, *Football News* and *Football Digest*... Blocked FG vs. NYG (9/17)... First career TD came on 35-yard INT return vs. NO (10/8).

**COLLEGE:** Three-year starter at Nebraska (1996-99) became third player in Husker history to lead team in tackles 3 straight seasons... Finished career as school's second-leading all-time tackler (Jerry Murtaugh 1968-70)... Named first-team All-America by the *Associated Press* and Football Writers Association, unanimous all-Big 12 first-team selection and academic All-American as a senior... Named all-Big 12 first-team as a junior, setting school single-season record for tackles by a DB with 102... Named all-Big 12 second-team as a sophomore... Majored in business administration.

**PERSONAL:** Named top defensive back in country by SuperPrep coming out of Saguaro H.S. in Scottsdale, Ariz., where he was also a top-flight RB... Named Arizona Player-of-the-Year by every major publication... Named state's top RB and DB by Arizona Republic - first player to receive both awards in 10 years... Rushed for 2,036 yards (9.6 avg.) and 31 TDs as a senior... Earned all-state honors in baseball as a centerfielder, hitting .426 with 27 stolen bases... Past community involvement includes partnering with fellow members of Bears secondary and Meals on Wheels to "Intercept Hunger" with meal donations being made based on player performance... He and his wife, Erin, have one daughter.

### Mike Brown's NFL Statistics

#### REGULAR SEASON

Year	Team	GP	GS	Tackles					Interceptions					Fumbles			Misc.	
				Tot	S	A	Sk	Yds	No	Yds	Lg	TD	PD	FF	FR	Yds	TFL	STT
2000	Chicago	16	16	118	77	41	0.0	0.0	1	35	35t	1	5	0	1	12	1	9
2001	Chicago	16	16	86	48	38	3.0	21.0	5	81	33t	2	8	2	1	5	1	9
2002	Chicago	16	15	111	71	40	0.0	0.0	3	16	16	0	6	1	2	106	2	10
2003	Chicago	16	16	81	57	24	0.0	0.0	2	0	0	0	4	0	0	0	1	2
2004	Chicago	2	2	10	7	3	0.0	0.0	0	0	0	0	1	0	1	95	0	0
2005	Chicago	12	12	89	67	22	1.0	9.0	3	116	72	1	6	1	0	0	2	0
2006	Chicago	6	6	28	20	8	0.0	0.0	0	0	0	0	2	1	1	3	0	0
NFL totals		84	83	523	347	176	4.0	30.0	14	248	72	4	32	5	6	221	7	30

**ADDITIONAL STATS:** Touchdowns - 7: 35-yard INT return vs. NO (Oct. 8, 2000); 33-yard INT return vs. SF (Oct. 28, 2001); 16-yard INT return vs. CLE (Nov. 4, 2001); 62-yard fumble return at BUF (Sept. 29, 2002); 95-yard fumble return at GB (Sept. 19, 2004); 41-yard INT return vs. DET (Sept. 18, 2005); 3-yard fumble return at ARZ (Oct. 16, 2006). Field Goal Blocks - 1: vs. NYG (Sept. 17, 2000).

#### POSTSEASON

Year	Team	GP	GS	Tackles					Interceptions					Fumbles			Misc.	
				Tot	S	A	Sk	Yds	No	Yds	Lg	TD	PD	FF	FR	Yds	TFL	STT
2001	Chicago	1	1	5	4	1	0.0	0.0	0	0	0	0	1	0	0	0	1	0
2005	Chicago	1	1	1	1	0	0.0	0.0	0	0	0	0	0	0	0	0	0	0
2006	Chicago	0	0	0	0	0	0.0	0.0	0	0	0	0	0	0	0	0	0	0
Postseason		2	2	6	5	1	0.0	0.0	0	0	0	0	1	0	0	0	1	0

#### SEASON / CAREER / PLAYOFF HIGHS

	2006	Career	Playoff
Tackles	9 at ARZ (10/16)	13 at WAS (9/11/05)	5 vs. PHI (1/19/02)
Solos	5 vs. SEA (10/1)	11 at WAS (9/11/05)	4 vs. PHI (1/19/02)
Interceptions	None	1, 14 times	None
Longest INT Return	None	72 at CLE (10/9/05)	None
Pass Defenses	1, two times	3 vs. NE (12/10/00)	1 vs. PHI (1/19/02)



## MIKE BROWN'S GAME-BY-GAME DEFENSIVE STATS

45-38 Regular Season Starting Record (0-2 Postseason)

## 2000 CHICAGO BEARS

Date	W/L	Opp.	Tkls-S	TFL	PD	INT-Yds	Sk-YL
9/3*	L	at MIN	5-2	0	1	0-0	0-0
9/10*	L	at TB	4-3	0	0	0-0	0-0
9/17*	L	NYG	9-6	0	0	0-0	0-0
9/24*	L	DET	8-6	0	0	0-0	0-0
10/1*	W	at GB	5-5	0	0	0-0	0-0
10/8*	L	NO	9-5	1	0	1-35	0-0
10/15*	L	MIN	6-4	0	0	0-0	0-0
10/22*	L	at PHI	9-5	0	0	0-0	0-0
11/05*	W	IND	7-5	0	0	0-0	0-0
11/12*	L	at BUF	8-4	0	0	0-0	0-0
11/19*	W	TB	3-2	0	0	0-0	0-0
11/26*	L	at NYJ	8-4	0	0	0-0	0-0
12/03*	L	GB	12-8	0	1	0-0	0-0
12/10*	W	NE	8-6	0	3	0-0	0-0
12/17*	L	at SF	10-6	0	0	0-0	0-0
12/24*	W	at DET	7-6	0	0	0-0	0-0
<b>Totals</b>	<b>5-11</b>		<b>118-77</b>	<b>1</b>	<b>5</b>	<b>1-35</b>	<b>0-0</b>

## 2001 CHICAGO BEARS

Date	W/L	Opp.	Tkls-S	TFL	PD	INT-Yds	Sk-YL
9/9*	L	at BALT	4-0	0	0	0-0	0-0
9/23*	W	MIN	5-2	0	0	0-0	0-0
10/7*	W	at ATL	6-3	0	1	1-32	1-9
10/14*	W	ARZ	5-2	1	0	0-0	0-0
10/21*	W	at CIN	8-6	0	0	0-0	0-0
10/28*	W	SF	6-3	0	0	1-33	0-0
11/4*	W	CLE	5-4	0	0	1-16	0-0
11/11*	L	GB	3-2	0	1	1-0	0-0
11/18*	W	at TB	2-1	0	1	0-0	0-0
11/25*	W	at MIN	6-4	0	2	0-0	0-0
12/2*	W	DET	9-3	0	2	0-0	2-12
12/9*	L	at GB	8-5	0	0	0-0	0-0
12/16*	W	TB	7-7	0	1	0-0	0-0
12/23*	W	at WAS	7-2	0	0	0-0	0-0
12/30*	W	at DET	2-1	0	0	1-0	0-0
1/6*	W	JAX	3-3	0	0	0-0	0-0
<b>Totals</b>	<b>13-3</b>		<b>86-48</b>	<b>1</b>	<b>8</b>	<b>5-81</b>	<b>3-21</b>

## POSTSEASON

1/19*	L	PHI	5-4	1	1	0-0	0-0
-------	---	-----	-----	---	---	-----	-----

## 2002 CHICAGO BEARS

Date	W/L	Opp.	Tkls-S	TFL	PD	INT-Yds	Sk-YL
9/8*	W	MIN	7-3	0	1	1-16	0-0
9/15*	W	at ATL	7-4	0	2	0-0	0-0
9/22*	L	NO	8-5	0	0	0-0	0-0
9/29*	L	at BUF	9-7	0	1	0-0	0-0
10/7*	L	GB	5-3	0	0	0-0	0-0
10/20*	L	at DET	10-4	0	0	0-0	0-0
10/27*	L	at MIN	4-2	0	0	0-0	0-0
11/3*	L	PHI	4-4	0	0	1-0	0-0
11/10*	L	NE	6-5	1	0	0-0	0-0
11/18*	L	at STL	6-6	0	1	1-0	0-0
11/24*	W	DET	5-4	0	0	0-0	0-0
12/1*	L	at GB	8-5	0	1	0-0	0-0
12/9*	L	at MIA	9-4	0	0	0-0	0-0
12/15*	W	NYJ	7-3	0	0	0-0	0-0
12/22*	L	at CAR	7-6	1	0	0-0	0-0
12/29*	L	TB	9-6	0	0	0-0	0-0
<b>Totals</b>	<b>4-11</b>		<b>111-71</b>	<b>2</b>	<b>6</b>	<b>3-16</b>	<b>0-0</b>

## 2003 CHICAGO BEARS

Date	W/L	Opp.	Tkls-S	TFL	PD	INT-Yds	Sk-YL
9/7*	L	at SF	5-3	0	0	1-0	0-0
9/14*	L	at MIN	5-1	0	1	0-0	0-0
9/29*	L	GB	5-4	0	0	0-0	0-0
10/5*	W	OAK	8-5	0	0	0-0	0-0
10/12*	L	at NO	8-7	0	0	0-0	0-0
10/19*	L	at SEA	7-3	0	0	1-0	0-0
10/26*	W	DET	4-2	0	0	0-0	0-0
11/2*	W	SD	3-3	0	0	0-0	0-0
11/9*	L	at DET	3-2	0	0	0-0	0-0
11/16*	L	STL	5-5	0	1	0-0	0-0
11/23*	W	at DEN	3-2	0	0	0-0	0-0
11/30*	W	ARZ	3-2	0	1	0-0	0-0

12/7*	L	at GB	4-3	0	0	0-0	0-0
12/14*	W	MIN	10-10	1	1	0-0	0-0
12/21*	W	WAS	4-2	0	0	0-0	0-0
12/28*	L	at KC	4-3	0	0	0-0	0-0
<b>Totals</b>	<b>7-9</b>		<b>81-57</b>	<b>1</b>	<b>4</b>	<b>2-0</b>	<b>0-0</b>

## 2004 CHICAGO BEARS

Date	W/L	Opp.	Tkls-S	TFL	PD	INT-Yds	Sk-YL
9/12*	L	DET	6-5	0	1	0-0	0-0
9/19*	W	at GB	4-2	0	0	0-0	0-0
9/26*	L	at MIN				INJURED RESERVE	
10/3*	L	PHI				INJURED RESERVE	
10/17*	L	WAS				INJURED RESERVE	
10/24*	L	at TB				INJURED RESERVE	
10/31*	W	SF				INJURED RESERVE	
11/7*	W	at NYG				INJURED RESERVE	
11/14*	W	at TEN				INJURED RESERVE	
11/21*	L	IND				INJURED RESERVE	
11/25*	L	at DAL				INJURED RESERVE	
12/5*	W	MIN				INJURED RESERVE	
12/12*	L	at JAX				INJURED RESERVE	
12/19*	L	HOU				INJURED RESERVE	
12/26*	L	at DET				INJURED RESERVE	
1/2*	L	GB				INJURED RESERVE	
<b>Totals</b>	<b>1-1</b>		<b>10-7</b>	<b>0</b>	<b>1</b>	<b>0-0</b>	<b>0-0</b>

## 2005 CHICAGO BEARS

Date	W/L	Opp.	Tkls-S	TFL	PD	INT-Yds	Sk-YL
9/11*	L	at WAS	13-11	0	1	0-0	0-0
9/18*	W	DET	4-4	0	1	1-41	0-0
9/25*	L	CIN	10-8	0	2	0-0	0-0
10/9*	L	at CLE	7-7	0	1	1-72	0-0
10/16*	W	MIN	7-4	0	0	0-0	0-0
10/23*	W	BALT	3-1	0	0	0-0	0-0
10/30*	W	at DET	12-8	0	0	0-0	0-0
11/6*	W	at NO	3-2	0	0	0-0	0-0
11/13*	W	SF	9-5	1	1	1-3	0-0
11/20*	W	CAR	6-5	0	0	0-0	0-0
11/27*	W	at TB	6-6	0	0	0-0	0-0
12/4*	W	GB	9-6	1	0	0-0	1-9
12/11*	L	at PIT				INACTIVE	
12/18*	W	ATL				INACTIVE	
12/25*	W	at GB				INACTIVE	
1/1*	L	at MIN				INACTIVE	
<b>Totals</b>	<b>9-3</b>		<b>89-67</b>	<b>2</b>	<b>6</b>	<b>3-116</b>	<b>1-9</b>

## POSTSEASON

1/15*	L	CAR	1-1	0	0	0-0	0-0
-------	---	-----	-----	---	---	-----	-----

## 2006 CHICAGO BEARS

Date	W/L	Opp.	Tkls-S	TFL	PD	INT-Yds	Sk-YL
9/10*	W	at GB	3-2	0	1	0-0	0-0
9/17*	W	DET	3-2	0	0	0-0	0-0
9/24*	W	at MIN	5-4	0	0	0-0	0-0
10/1*	W	SEA	5-5	0	0	0-0	0-0
10/8*	W	BUF	3-3	0	0	0-0	0-0
10/16*	W	at ARZ	9-4	0	1	0-0	0-0
10/29*	W	SF				INJURED RESERVE	
11/5*	L	MIA				INJURED RESERVE	
11/12*	W	at NYG				INJURED RESERVE	
11/19*	W	at NYJ				INJURED RESERVE	
11/26*	L	at NE				INJURED RESERVE	
12/3*	W	MIN				INJURED RESERVE	
12/11*	W	at STL				INJURED RESERVE	
12/17*	W	TB				INJURED RESERVE	
12/24*	W	at DET				INJURED RESERVE	
12/31*	L	GB				INJURED RESERVE	
<b>Totals</b>	<b>6-0</b>		<b>28-20</b>	<b>0</b>	<b>2</b>	<b>0-0</b>	<b>0-0</b>

## POSTSEASON

1/14*	W	SEA				INJURED RESERVE	
1/21*	W	NO				INJURED RESERVE	
2/4*	L	IND				INJURED RESERVE	
<b>Totals</b>	<b>0-0</b>		<b>0-0</b>	<b>0</b>	<b>0</b>	<b>0-0</b>	<b>0-0</b>

\*Denotes Game Started

*Bold Italic* denotes led or tied for team lead



# RUBEN BROWN

## GUARD

Height: 6-3

Weight: 300

Age: 35

College: Pittsburgh

Bears Season: 4

NFL Season: 13

Acquired: Waived free agent in 2004 (BUF)

# 74

Ruben Brown

**PRO CAREER:** Nine-time Pro Bowler has started 37 games at left guard through 3 seasons in Chicago including 24 straight... Part of a Bears offensive line that has allowed 122 sacks over the last three seasons (11th in the NFL), including just 56 in the last two (6th in NFL)... Has helped pave way for 7 running backs to surpass 1,000 yards in a season during career, including 4 in the last 5 seasons and 2 with the Bears... Has contributed to a rushing attack that has gained the 5th-most yards in the NFC and 10th-most in the NFL over the last 3 years (5,641 yards)... Joined Bears after setting a Bills franchise record for most Pro Bowl appearances by an offensive player with 8, 2nd in team history (Bruce Smith, 11)... Has missed only 13 games in 11-year career and has started all 181 career games in which he's appeared (173 regular season) including all 16 games in 6 seasons... Started 71 consecutive games from 2000-03 and 43 straight from 1996-98... Selected as the 2003 Arthur S. Arkush Humanitarian of the Year by *Pro Football Weekly*.

**CAREER TRANSACTIONS:** Entered NFL as a first-round selection (14th overall) by Buffalo in the 1995 NFL Draft... Waived by the Bills (3/1/04)... Signed as a free agent with Chicago (4/2/04)... Signed 1-year contract with Bears (3/25/07). **SIGNED through 2007**

**2006 SEASON:** Named to ninth career Pro Bowl after starting all 16 regular season games and all 3 play-off games at LG... Member of an offensive line that allowed just 25 sacks, tied for the sixth fewest in the NFL... Paved way for Thomas Jones to surpass 1,200 rushing yards, the first Chicago running back with back-to-back 1,000 yard seasons since Neal Anderson did so in 3 straight years (1988-90)... Helped Bears offense rush for 1,918 yards on 503 carries - 2nd highest total in last 11 years (2,099 yards on 488 carries, 2005)... One of 4 Bears offensive lineman to start every game (Kreutz, Garza and Miller). **GAMES PLAYED-STARTED: 16-16**

**PREVIOUS SEASONS:** **2005** - Started all 13 regular season games in which he appeared in for Chicago, plus 1 postseason contest... Helped RB Thomas Jones surpass 1,300 rushing yards and aided the offense in gaining 2,099 total rushing yards... Part of offensive line that yielded 31 sacks on the season which tied for 10th-best in the NFL... Started at LG Games 1-4, 9-16; Inactive with chest injury Games 5-8... Started and played in 150th career game vs. SF (11/13). **2004** - Started 9 of the first 10 games before a neck injury ended his first season with the Bears... Started Games 1-4, 6-10 at LG; Inactive Game 5 due to knee scope and Game 11 due to neck injury... Made Bears debut vs. DET (9/12) as starting LG... Placed on injured reserve (11/26). **2003** - Selected to his eighth Pro Bowl after starting Buffalo's first 15 games of the campaign at LG and helping clear the way for RB Travis Henry to rush for over 1,300 yards for the second straight season... Appeared in his 125th game with the Bills vs. PHI (9/28)... Inactive for season finale at NE (12/27) due to personal reasons; snapping his career-long streak of 71 consecutive starts. **2002** - Started all 16 games at LG for the third straight year while being picked for his seventh consecutive Pro Bowl... A key factor in an offense that produced a 1,400-yard rusher (Travis Henry), a 4,000-yard passer (Drew Bledsoe) and two 1,200-yard receivers (Eric Moulds and Peerless Price)... Recorded first NFL reception on a tipped pass at NE (12/8). **2001** - Earned sixth consecutive Pro Bowl berth after starting 16 games at LG for the second straight year... Joined center Bill Conaty as the only O-linemen to start every game. **2000** - Voted to fifth straight Pro Bowl and a starting guard for the AFC... Buffalo's team captain started all 16 games for the third time in his career... Helped Bills roll up over 400 yards in 2 consecutive games in October and again in November. **1999** - Selected to fourth consecutive Pro Bowl after starting all 14 regular season games played at LG for Buffalo... Started at LG in



Wild Card Game at TEN (1/8/00). **1998** - Started Bills first 13 games at LG to extend his consecutive starts streak to 43 before suffering a pectoral injury that caused him to miss final 3 games of the regular season and Wild Card contest at Miami... Selected to his third straight Pro Bowl while earning All-Pro and All-AFC honors... Key part of an O-line that held opponents to 1 sack or fewer in 8 contests, including 2 games without allowing a sack, and cleared the way for the first 1,000-yard rushing season by Antowain Smith... Bills ranked 6th in NFL in total offense and 3rd in rushing. **1997** - Started all 16 games at LG and earned his second straight Pro Bowl selection... Recovered first career fumble vs. NYJ (11/30) and made first tackle vs. IND (9/21) on a fumble return. **1996** - Made Pro Bowl debut after starting all 14 games played at LG... Key member of O-line that helped Thurman Thomas go over the 1,000-yard rushing mark for an NFL record-tying eighth consecutive year... Left early in season opener at NYG (9/1) with a sprained foot... Inactive the next 2 games due to injury... Started at LG in Wild Card Game vs. JAX (12/28). **1995** - First-year LG was named to several All-Rookie teams and Sports Illustrated All-Pro Team as the first rookie in Marv Levy's tenure to start all 16 regular season games, plus 2 in the post-season... First Bills' rookie to start season opener since 1990 and just fifth since Levy became head coach in 1987... Made postseason debut on O-line that paved the way to 341 rushing yards, second highest total in NFL postseason history, in Wild Card Game vs. MIA (12/30).

**COLLEGE:** Did not allow a sack in 25 games at Pittsburgh (1990-94) while receiving a first-team All-American selection by the AFCA and Football News as a senior... Also an all-Big East pick in 1994, dominating from the LT position and registering 69 knockdown blocks... Honorable Mention All-American by Football News and second-team all-Big East as a junior, starting every game and finishing 2nd on Pitt with 40 knockdowns... As a sophomore was a first-team all-East choice and second-team all-Big East... Was a third-team freshman All-America choice by Football News in 1991, moving into the starting LT spot in Week 8... Received a medical redshirt in 1990 after suffering an ankle injury in second game... Graduated with a degree in physical education.

**PERSONAL:** Virginia's Most Valuable Defensive Lineman as a senior at E.C. Glass (Lynchburg, VA) H.S. while earning All-America selection by Parade and *USA Today*... The 1990 Virginia Male Athlete-of-the-Year was also an all-state wrestler, finishing third in the state's heavyweight division... One of his high school teachers, Phyllis T. Hicks, was selected as the NFL's Teacher-of-the-Month for Nov. of 1999... Selected by *The Sporting News* as one of the 99 "Good Guys" in sports in 2001 in recognition for his extensive charity work... His charitable efforts included "Upstate Transplant" and "Dreams Take Flight", granting wishes for terminally ill children and the "Buffalo Prep" academic program for college-bound inner city students... The Bills 2001 Walter Payton Man-of-the-Year is also active with the Salvation Army, providing fundraising through the annual proceeds of the "Ruben Brown Motorcycle Run" which he founded in 2001 in Buffalo and brought to Chicago in 2006... A multi-year spokesman for the Campbell's Tackle Hunger Lineman Weigh-In... Selected to NFL's All-Interview Team by nfl.com in 2001... The Bills 2002 United Way spokesperson... Ruben Pernell Brown and his wife, Kenia, have 2 sons, Solomon and Benjamin, and 1 daughter, Isabelle... An avid fan and season ticket holder of the Philadelphia 76ers... His brother, Cornell, became a coach with the Frankfurt Galaxy of NFL Europe in 2006 after an 8-year NFL career with Baltimore.

### Ruben Brown's NFL Statistics

#### REGULAR SEASON

**GAMES PLAYED-STARTED** - 173-173; **BEARS CAREER** - 37-37; 1995 BUF (16-16); 1996 BUF (14-14); 1997 BUF (16-16); 1998 BUF (13-13); 1999 BUF (14-14); 2000 BUF (16-16); 2001 BUF (16-16); 2002 BUF (16-16); 2003 BUF (15-15); 2004 CHI (9-9); 2005 CHI (12-12); 2006 CHI (16-16).

**ADDITIONAL STATS:** Tackles - 2: on fumble return vs. IND (9/21/97); on INT return at NE (12/8/02).

**Fumble Recoveries** - 2: vs. NYJ (11/30/97); at HOU (10/13/02). **Receptions** - 1 for -6 yards at NE (12/8/02).

#### POSTSEASON

**GAMES PLAYED-STARTED** - 8-8; 1995 BUF (2-2); 1996 BUF (1-1); 1999 BUF (1-1); 2005 CHI (1-1); 2006 CHI (3-3).



# DESMOND CLARK

## TIGHT END

Height: 6-3 Weight: 249

Age: 30

College: Wake Forest

Bears Season: 5

NFL Season: 9

Acquired: Unrestricted free agent in 2003 (MIA)

# 88

Clark

**PRO CAREER:** Has become one of the top tight end targets in franchise history since joining the team in 2003, ranking 3rd all-time at his position with 1,570 receiving yards and 11 receiving touchdowns while ranking 4th in receptions with 137... Leads Chicago in receptions and receiving TDs while ranking 2nd in receiving yards since becoming a member of the Bears roster... Has started 60 of 62 games played since 2003 - more than all but 4 tight ends in the NFL and 2 in the NFC during that time - including starts in 35 straight contests... His reception total over the last four seasons ranks 11th in the league among tight ends (7th in the NFC), while his receiving yards rank 12th (7th in NFC) and his receiving TDs are tied for 15th (8th in NFC)... Reception total over last four campaigns is also the most by a Bears TE since Mike Ditka caught 202 passes from 1963-1966 while his 1,570 receiving yards is the best by a Chicago TE since Emery Moorehead gained 1,637 yards from 1984-87... Has 11 receptions for 117 yards and 1 TD in 5 postseason contests with Denver and Chicago; starting all 4 with the Bears... Enjoyed 3 productive seasons with Broncos to begin career, posting 79 receptions for 910 yards with 9 TDs in 41 games with 6 starts.

**CAREER TRANSACTIONS:** Entered NFL as a sixth-round selection (179th overall) by Denver in the 1999 NFL Draft... Waived/injured by Broncos (8/31/02) and claimed by Miami (9/2/02)... Signed as a free agent with Chicago (3/1/03). **SIGNED through 2008**

**2006 SEASON:** Started all 16 games for second-consecutive season while setting a career high with 626 receiving yards and tying a career best with 6 TDs on 45 receptions (2nd highest total of career)... Reception total was highest for a Bears TE since Ryan Wetnight's 46 in 1997... His 6 TDs tied Keith Jennings (1995) for the third-highest single-season TD total for a TE in team history and tied for fourth in the NFL in 2006 at the position... His 13.91 yards per catch average was 2nd in the NFL among tight ends (Alge Crumpler, 13.93)... Tied for 6th among tight ends with 5 receptions of 25 yards or more... Recorded first career 100-yard receiving game and first by a Bears TE since 1985 (Moorehead, 8-114, at TB, 10/6) after hauling in 125 receiving yards on 7 receptions (ties career-high) vs. TB (12/17). **GAMES PLAYED-STARTED: 16-16**

**PREVIOUS SEASONS:** **2005** - Started all 16 games and led Chicago TEs with 24 receptions for 2nd consecutive year for 229 yards and 2 TDs... Gained first downs on 16 of 24 receptions (66.7%) - 3rd highest percentage amongst NFC TEs with at least 20 receptions (Shockey, NYG, 70.8%; Stevens, SEA, 68.9%). **2004** - Started 13 of 15 games played while recording 24 receptions for 282 yards with 1 TD. **2003** - Started career-high 15 games and caught 44 passes, while surpassing 100 receptions and 1,000 receiving yards for his career... Caught season-high 6 passes for game-high 63 yards vs. GB (9/29) to top 1,000-yard receiving mark for his career... His 3 catches for 19 yards at SEA (10/19) gave him 100 career receptions. **2002** - Limited to 11 games played due to injury in lone season with Miami catching 2 passes for 42 yards... Suffered dislocated forearm in preseason with Denver and was waived/injured... Primarily played on special teams with Dolphins after being inactive Games 1-5... Made debut with Miami against former team at DEN (10/13). **2001** - Played all 16 games for Broncos with 4 starts, ranking 2nd on team with a career-high 51 receptions for 566 yards and 6 TDs while averaging 11.1 yards per catch... Tied for NFL lead among TEs with 6 TDs (Tony Gonzalez, KC). **2000** - Ranked 4th on Broncos with 27 receptions for 339 yards and 3 TDs while participating in all 16 games... Started twice in 2-TE sets... Caught first NFL TD on 7-yard pass from Brian Griese at STL (9/4). **1999** - Played 9 games, all as a reserve, catching 1 pass for 5 yards... Lone reception was 5-yard gain in his NFL debut vs. GB (10/17) in which he suffered a first-degree tear of his lateral collateral ligament later in the game.



**COLLEGE:** Four-year letterman and 3-year starting WR at Wake Forest (1995-1998), where he finished his career as the all-time leading receiver in the ACC... In 40 games (31 starts), had 216 catches for 2,834 yards and 20 TDs, including at least 1 against every ACC opponent... Named second-team all-ACC as a senior, leading the ACC with a school-record 72 receptions... Named team MVP as a senior and sophomore... Majored in communications.

**PERSONAL:** Played QB as a junior and senior at Kathleen H.S. in Lakeland, Fla., rushing for over 600 yards and throwing for 980 as a senior, earning all-conference honors... Also played free safety, returned punts and was the holder for former Bears K Paul Edinger on FGs and PATs... Started 3 seasons at guard in basketball and helped the Red Devils reach the regional round of the state playoffs in 1994 and 1995, averaging 17 points per game... Also played baseball as a senior... Full name is Desmond Darice Clark... He and wife, Denise, have 3 children: stepdaughter Brittany Reaves and twins, Ashonna and Gianna.

### Desmond Clark's NFL Statistics

#### REGULAR SEASON

Year	Team	GP-GS	Rec	Yds	Avg	Lg	TD
1999	Denver	9-0	1	5	5.0	5	0
2000	Denver	16-2	27	339	12.6	44	3
2001	Denver	16-4	51	566	11.1	39	6
2002	Miami	11-0	2	42	21.0	26	0
2003	Chicago	15-15	44	433	9.8	31	2
2004	Chicago	15-13	24	282	11.8	31	1
2005	Chicago	16-16	24	229	9.5	31	2
2006	Chicago	16-16	45	626	13.9	33	6
<b>NFL totals</b>		<b>114-66</b>	<b>218</b>	<b>2,522</b>	<b>11.6</b>	<b>44</b>	<b>20</b>
<b>BEARS CAREER</b>		<b>62-60</b>	<b>137</b>	<b>1,570</b>	<b>11.5</b>	<b>33</b>	<b>11</b>

**ADDITIONAL STATS:** Special Teams Tackles - 2000 (4). Fumbles-Lost - 6-5: 2001 (3-2), 2003 (2-2), 2004 (1-1).

#### POSTSEASON

Year	Team	GP-GS	Rec	Yds	Avg	Lg	TD	STT
2000	Denver	1-0	1	5	5.0	5	0	1
2005	Chicago	1-1	2	5	2.5	4	1	0
2006	Chicago	3-3	8	107	13.4	30	0	0
<b>Postseason</b>		<b>5-4</b>	<b>11</b>	<b>117</b>	<b>10.6</b>	<b>30</b>	<b>1</b>	<b>1</b>

#### SEASON / CAREER / PLAYOFF HIGHS

	2006	Career	Playoff
Receptions	7 vs. TB (12/17)	7, two times	6 vs. IND (SB XLI)
Receiving Yards	125 vs. TB (12/17)	Same	64 vs. IND (SB XLI)
Longest Reception	33 at GB (9/10)	44 at NO (12/3/00)	30 vs. NO (1/21/07)
Receiving TDs	2, two times	2, three times	1 vs. CAR (1/15/06)

#### DESMOND CLARK'S GAME-BY-GAME OFFENSIVE STATS

38-28 Regular Season Starting Record (2-2 Postseason)

##### 1999 DENVER BRONCOS

DATE	W/L	Opp.	Rec	Yds	Avg	Long	TD
9/13	L	MIA	INACTIVE				
9/19	L	at KC	INACTIVE				
9/26	L	at TB	INACTIVE				
10/3	L	NYJ	INACTIVE				
10/10	W	at OAK	INACTIVE				
10/17	W	GB	1	5	5.0	5	0
10/24	L	at NE	INACTIVE				
10/31	L	MIN	INACTIVE				
11/7	W	at SD	0	0	0.0	0	0
11/14	L	at SEA	0	0	0.0	0	0
11/22	W	OAK	0	0	0.0	0	0
12/5	L	KC	0	0	0.0	0	0
12/13	L	at JAX	0	0	0.0	0	0
12/19	W	SEA	0	0	0.0	0	0
12/25	W	at DET	0	0	0.0	0	0
1/2	L	SD	0	0	0.0	0	0
<b>Totals 0-0</b>			<b>1</b>	<b>5</b>	<b>5.0</b>	<b>5</b>	<b>0</b>

\*Denotes Game Started

**Bold Italic** denotes led or tied for team lead

##### 2000 DENVER BRONCOS

DATE	W/L	Opp.	Rec	Yds	Avg	Long	TD
9/4	L	at STL	1	7	7	7	1
9/10	W	ATL	2	17	8.5	11	0
9/17	W	at OAK	2	22	11	17	0
9/24	L	KC	0	0	0.0	0	0
10/1	L	NE	1	4	4	4	0
10/8	W	at SD	0	0	0.0	0	0
10/15	W	CLE	4	46	11.5	19	0
10/22	L	at CIN	6	44	7.3	18	0
11/5	W	at NYJ	2	28	14	21	0
11/13	W	OAK	2	17	8.5	9	0
11/19	W	SD	2	15	7.5	10	1
11/26	W	at SEA	3	73	24.3	43	1
12/3	W	at NO	1	44	44	44	0
12/10	W	SEA	0	0	0.0	0	0
12/17	L	at KC	0	0	0.0	0	0
12/23	W	SF	1	22	22	22	0
<b>Totals 1-1</b>			<b>27</b>	<b>339</b>	<b>12.6</b>	<b>44</b>	<b>3</b>

##### POSTSEASON

12/31	L	at BALT	1	5	5.0	5	0	7	1
-------	---	---------	---	---	-----	---	---	---	---

## DESMOND CLARK'S GAME-BY-GAME OFFENSIVE STATS

38-28 Regular Season Starting Record (2-2 Postseason)

## 2001 DENVER BRONCOS

DATE	W/L	Opp.	Rec	Yds	Avg	Long	TD
9/10	W	NYG	2	55	27.5	39	0
9/23*	W	at ARZ	3	34	11.3	15	0
9/30*	L	BALT	5	67	13.4	23	0
10/7	W	KC	0	0	0.0	0	0
10/14	L	at SEA	2	17	8.5	9	0
10/21	L	at SD	6	54	9	13	1
10/28	W	NE	6	94	15.7	35	0
11/5	L	at OAK	7	74	10.6	14	1
11/11	W	SD	5	47	9.4	18	1
11/18	L	WAS	3	17	5.7	7	0
11/22	W	at DAL	2	39	19.5	28	0
12/2*	L	at MIA	4	31	7.8	13	1
12/9*	W	SEA	2	17	8.5	11	1
12/16	L	at KC	0	0	0.0	0	0
12/30	W	OAK	0	0	0.0	0	0
1/6	L	at IND	4	20	5	9	1
<b>Totals 2-2</b>			<b>51</b>	<b>566</b>	<b>11.1</b>	<b>39</b>	<b>6</b>

## 2004 CHICAGO BEARS

DATE	W/L	Opp.	Rec	Yds	Avg	Long	TD
9/12	L	DET	1	28	28.0	28	0
9/19*	W	at GB	2	43	21.5	31	0
9/26	L	at MIN	0	0	0.0	0	0
10/3*	L	PHI	2	11	5.5	6	0
10/17*	L	WAS	0	0	0.0	0	0
10/24*	L	at TB	3	31	10.3	14	0
10/31*	W	SF	1	21	21.0	21	0
11/7*	W	at NYG	0	0	0.0	0	0
11/14*	W	at TEN	1	24	24.0	24	0
11/21*	L	IND	1	14	14.0	14	0
11/25*	L	at DAL	1	6	6.0	6	0
12/5*	W	MIN	6	58	9.7	19	1
12/12	L	at IAX	INACTIVE				
12/19*	L	HOU	1	14	14.0	14	0
12/26*	L	at DET	2	12	6.0	6	0
1/2*	L	GB	3	20	6.7	8	0
<b>Totals 5-8</b>			<b>24</b>	<b>282</b>	<b>11.8</b>	<b>31</b>	<b>1</b>

## 2002 MIAMI DOLPHINS

DATE	W/L	Opp.	Rec	Yds	Avg	Long	TD
9/8	W	DET	INACTIVE				
9/15	W	at IND	INACTIVE				
9/22	W	NYJ	INACTIVE				
9/29	L	at KC	INACTIVE				
10/6	W	NE	INACTIVE				
10/13	W	at DEN	0	0	0.0	0	0
10/20	L	BUF	1	26	26.0	26	0
11/4	L	at GB	1	16	16.0	16	0
11/10	L	at NYJ	0	0	0.0	0	0
11/17	W	BALT	0	0	0.0	0	0
11/24	W	SD	0	0	0.0	0	0
12/1	L	at BUF	0	0	0.0	0	0
12/9	W	CHI	0	0	0.0	0	0
12/15	W	OAK	0	0	0.0	0	0
12/21	L	at MIN	0	0	0.0	0	0
12/29	L	at NE	0	0	0.0	0	0
<b>Totals 0-0</b>			<b>2</b>	<b>42</b>	<b>21.0</b>	<b>26</b>	<b>0</b>

## 2003 CHICAGO BEARS

DATE	W/L	Opp.	Rec	Yds	Avg	Long	TD
9/7*	L	at SF	2	9	4.5	6	1
9/14*	L	at MIN	4	33	8.3	12	0
9/29*	L	GB	6	63	10.5	22	0
10/5*	W	OAK	2	19	9.5	11	0
10/12*	L	at NO	2	23	11.5	16	0
10/19*	L	at SEA	3	19	6.3	7	0
10/26	W	DET	INACTIVE				
11/2*	W	SD	1	31	31.0	31	0
11/9*	L	at DET	4	39	9.8	12	1
11/16*	L	STL	4	44	11.0	27	0
11/23*	W	at DEN	4	33	8.3	16	0
11/30*	W	ARZ	3	19	6.3	10	0
12/7*	L	at GB	3	33	11.0	19	0
12/14*	W	MIN	3	30	10.0	11	0
12/21*	W	WAS	1	4	4.0	4	0
12/28*	L	at KC	2	34	17.0	24	0
<b>Totals 6-9</b>			<b>44</b>	<b>433</b>	<b>9.8</b>	<b>31</b>	<b>2</b>

## 2005 CHICAGO BEARS

DATE	W/L	Opp.	Rec	Yds	Avg	Long	TD
9/11*	L	at WAS	3	26	8.7	10	0
9/18*	W	DET	2	19	9.5	11	0
9/25*	L	CIN	0	0	0.0	0	0
10/9*	L	at CLE	2	9	4.5	6	0
10/16*	W	MIN	4	19	4.8	7	2
10/23*	W	BAL	4	50	12.5	26	0
10/30*	W	at DET	1	7	7.0	7	0
11/6*	W	at NO	1	10	10.0	10	0
11/13*	W	SF	2	43	21.5	31	0
11/20*	W	CAR	0	0	0.0	0	0
11/27*	W	at TB	2	13	6.5	7	0
12/4*	W	GB	2	6	3.0	5	0
12/11*	L	at PIT	1	27	27.0	27	0
12/18*	W	ATL	0	0	0.0	0	0
12/25*	W	at GB	0	0	0.0	0	0
1/1*	L	at MIN	0	0	0.0	0	0
<b>Totals 11-5</b>			<b>24</b>	<b>229</b>	<b>9.5</b>	<b>31</b>	<b>2</b>

## POSTSEASON

1/15*	L	CAR	2	5	2.5	4	1
-------	---	-----	---	---	-----	---	---

## 2006 CHICAGO BEARS

DATE	W/L	Opp.	Rec	Yds	Avg	Long	TD
9/10*	W	at GB	5	77	15.4	33	0
9/17*	W	DET	5	85	17.0	31	1
9/24*	W	at MIN	2	31	15.5	17	0
10/1*	W	SEA	3	39	13.0	17	0
10/8*	W	BUF	1	12	12.0	12	0
10/16*	W	at ARZ	4	61	15.3	26	0
10/29*	W	SF	6	86	14.3	27	2
11/5*	L	MIA	3	38	12.7	18	0
11/12*	W	at NYG	1	2	2.0	2	1
11/19*	W	at NYJ	1	2	2.0	2	0
11/26*	L	at NE	2	14	7.0	9	0
12/3*	W	MIN	0	0	0.0	0	0
12/11*	W	at STL	2	18	9.0	11	0
12/17*	W	TB	7	125	17.9	25	2
12/24*	W	at DET	3	36	12.0	22	0
12/31*	L	GB	0	0	0.0	0	0
<b>Totals 13-3</b>			<b>45</b>	<b>626</b>	<b>13.9</b>	<b>33</b>	<b>6</b>

## POSTSEASON

1/14*	W	SEA	1	13	13.0	13	0
1/21*	W	NO	1	30	30.0	30	0
2/4*	L	IND	6	64	10.7	18	0
<b>Totals 2-1</b>			<b>8</b>	<b>107</b>	<b>13.4</b>	<b>30</b>	<b>0</b>

\*Denotes Game Started

**Bold Italic** denotes led or tied for team lead  
(Does not include Avg.)





# RASHIED DAVIS

## WIDE RECEIVER

**Height:** 5-9      **Weight:** 187

**Age:** 28

**College:** San Jose State

**Bears Season:** 3

**NFL Season:** 3

**Acquired:** Unrestricted free agent in 2005 (AFL)

# 81

**PRO CAREER:** Converted from cornerback to wide receiver in 2006 and became Bears primary slot receiver, pulling in 22 receptions for 303 yards and 2 TDs... Versatile performer has also contributed to Chicago's special teams unit with 1,004 yards on 43 kickoff, 31 yards on 5 punt returns and 18 tackles... Added 7 tackles while serving as a reserve cornerback in 2005... Has 5 receptions in 4 postseason games for 86 yards... Former four-year Arena Football League veteran with the San Jose SaberCats, led his team in all-purpose yards on two occasions (2004-05).

**CAREER TRANSACTIONS:** Signed 3-year contract with Chicago (6/2/05). **SIGNED through 2007**

**2006 SEASON:** In first season as a wide receiver finished 6th on Chicago with 22 receptions, 4th with 303 receiving yards and tied for 5th with 2 TDs... Played in all 16 games while starting 2... Added 753 yards on 32 kickoff returns... Caught game-winning and first career touchdown with 1:53 remaining in 4th quarter at MIN (9/24). **GAMES PLAYED-STARTED: 16-2**

**PREVIOUS SEASONS: 2005** - Participated on special teams Games 1-4, 9-16; Inactive Games 5-8. Made 7 tackles as a reserve cornerback while returning 11 kickoffs for 251 yards and 5 punt returns for 31 yards... Finished 6th on team with 10 special teams tackles. **2005 (AFL)** - Earned team's Most Valuable Player and Offensive Player-of-the-Year awards after setting team records with 44 TDs and 264 points while tying franchise record with 6 TDs among 45 kickoff returns for 1,133 yards... Led squad in first season as an offensive specialist, catching 100 passes for 1,420 yards and 30 TDs while rushing for 8 TDs. **2004 (AFL)** - Led AFL Champion Saber Cats with 1,785 all-purpose yards in 16 games played, totaling 1,135 KR yards and 4 TDs on 47 returns (AFL-high 24.1-yard avg.)... Caught 46 passes for 484 yards and 4 TDs. **2003 (AFL)** - Reserve WR and DB played 4 games while recording 4 TDs and 2 INTs before suffering a season-ending leg injury. **2002 (AFL)** - Split season between injured reserve and the practice squad.

**COLLEGE:** Played his first snap of organized football at West Los Angeles Community College before finishing his career playing WR, DB and returning kickoffs at San Jose State... Moved to DB as a senior and totaled 26 tackles in 12 games, starting the last 2 games and recording an INT in both... Led Spartans as a junior with 6 receiving TDs and 785 receiving yards on 40 receptions while returning 13 kickoffs for 195 yards and ranking 3rd on team with 975 all-purpose yards... As a sophomore at WLACC, averaged 26.2 yards on 17 KR (446 yards) and caught 32 passes for 562 yards.

**PERSONAL:** Attended John F. Kennedy H.S. in Granada Hills, CA and did not play football... Spent the 2002 season as a graduate assistant at San Jose State and coached running backs at West Valley College in 2004... Rashied Khalid Davis has 8 siblings... Wife is Dianna.

## Rashied Davis' NFL Statistics

### REGULAR SEASON

Year	Team	GP-GS	Rec	Yds	Avg	Lg	TD	Rush	Yds	Avg	Lg	TD
2005	Chicago	12-0	0	0	-	0	0	0	0	-	-	0
2006	Chicago	16-2	22	303	13.8	31	2	0	0	-	-	0
NFL totals		28-2	22	303	13.8	31	2	0	0	-	-	0

ADDITIONAL STATS: Tackles-Solo - 2005 (7-5); Special Teams Tackles - 18; 2005-10, 2006-8.

Year	Team	KR	Yds	Avg	LG	TD	PR	FC	Yds	Avg	Lg	TD
2005	Chicago	11	251	22.8	34	0	5	1	31	31	21	0
2006	Chicago	32	753	23.5	42	0	0	0	0	-	-	0
NFL totals		43	1,004	23.3	42	0	5	1	31	6.2	21	0

### POSTSEASON

Year	Team	GP-GS	Rec	Yds	Avg	Lg	TD	Rush	Yds	Avg	Lg	TD
2005	Chicago	1-0	0	0	-	0	0	0	0	-	-	0
2006	Chicago	3-0	5	86	17.2	37	0	0	0	-	-	0
Postseason		4-0	5	86	17.2	37	0	0	0	-	-	0

Year	Team	KR	Yds	Avg	LG	TD	PR	FC	Yds	Avg	Lg	TD
2005	Chicago	5	115	23.0	31	0	0	0	-	-	0	0
2006	Chicago	1	15	15.0	15	0	0	0	-	-	0	0
Postseason		6	130	21.7	31	0	0	0	-	-	0	0

### SEASON / CAREER / PLAYOFF HIGHS

	2006	Career	Playoff
Receptions	5 vs. MIA (11/5)	Same	4 vs. SEA (1/14/07)
Receiving Yards	48 at MIN (9/24)	Same	84 vs. SEA (1/14/07)
Longest Reception	31 vs. DET (9/17)	Same	37 vs. SEA (1/14/07)
Receiving TDs	1, two times	Same	None
Kickoff return yards	116, two times	143 at MIN (1/1/06)	115 vs. CAR (1/15/06)
Longest Kickoff Return	42 vs. MIA (11/5)	Same	31 vs. CAR (1/15/06)

## BEARS TEAM PHYSICIANS

The Chicago Bears consulting physicians have been caring for Bears players since 1991 and have over 100 combined years of experience in sports medicine. Along with the Bears, team physicians have provided care for the Chicago Blackhawks, Chicago Cubs, USA soccer and numerous professional and elite athletes from all over the world.



**Dr. Adam Bennett**  
Consulting Internist



**Dr. Mark Bowen**  
Consulting Orthopaedist



**Dr. Mike Corcoran**  
Consulting Orthopaedist



**Dr. Tracy Durrett**  
Dentist



**Dr. Howard Katz**  
Consulting Internist



**Dr. Gordon Nuber**  
Consulting Orthopaedist





# DUSTY DVORACEK

## DEFENSIVE TACKLE

**Height:** 6-3    **Weight:** 303  
**Age:** 24  
**College:** Oklahoma  
**Bears Season:** 2  
**NFL Season:** 2  
**Acquired:** 3rd round of the 2006 draft

# 98

**PRO CAREER:** Rookie season was cut short after being placed on injured reserve during training camp with a foot injury... Played in 2 preseason games as a reserve registering 6 tackles.

**CAREER TRANSACTIONS:** Entered NFL as a third-round selection (73rd overall) by Chicago in the 2006 NFL Draft... Signed 4-year contract with Bears (7/6/06). **SIGNED** through 2009

**2006 SEASON:** Saw action as a reserve defensive tackle in two preseason games, recording 6 tackles... Placed on injured reserve on (8/28) after injuring foot. **GAMES PLAYED-STARTED:** 0-0

**COLLEGE:** Four-year letterwinner at Oklahoma (2001-05) started 26 of 48 career games played and totaled 131 tackles with 16 sacks, 45 TFLs, 1 INT, 3 fumble recoveries and 2 PBUs... Finished career ranked 5th all-time at OU and 3rd among linemen in TFLs and 12th on Oklahoma's career sacks list... Two-time consensus all-Big 12 first team selection (senior and junior seasons) and twice named to all-Big 12 Academic first team (senior and junior seasons)... Three-time CoSIDA Academic All-District pick... Recorded 44 tackles including 19 TFLs (tops in nation among interior DL), 4 sacks, 1st career INT and 1 fumble recovery as a red-shirt senior... His 19 TFLs ranks 9th-best for a season at OU and No. 7 among linemen... One of 4 team captains, started 10 of 12 games played... Started first 2 games then was dismissed for the remainder of the season during initial senior season... Received hardship ruling from the NCAA to regain year of eligibility... Totaled 40 tackles, 7 sacks, 16 TFLs and 1 PBU as a junior... Started all 14 games ranking 2nd on team in sacks and 3rd in TFLs, leading interior linemen in both categories... As a sophomore, appeared in 12 games, starting 1, and recorded 25 tackles with 3 sacks, 5 TFLs and 1 fumble recovery... Recovered a fumble in the Rose Bowl... Played in 11 games as a true freshman and named to the Big 12 Commissioner's Honor Roll... Notched 2 sacks in the Cotton Bowl win vs. Arkansas... Majored in management.

**PERSONAL:** Attended Lake Dallas (Texas) H.S. playing football for coach Ty Mayfield... Totaled 79 tackles, 9.5 sacks, 10 forced fumbles and 4 fumble recoveries in 7 games as a senior helping to land him on the Houston Chronicle's Top 100 list and Dallas Morning News' Top 100... Started at both defensive tackle and offensive guard in his final 3 high school seasons... Qualified for state as a power-lifter with his best lift being 1,555 pounds... Son of Dennis and Sandra Dvoracek.

### Dusty Dvoracek's NFL Statistics

#### REGULAR SEASON

Year	Team	Tackles							Interceptions					Fumbles			Misc.	
		GP	GS	Tot	S	A	Sk	Yds	No	Yds	Lg	TD	PD	FF	FR	Yds	TFL	STT
2006	Chicago	0	0	0	0	0	0.0	0.0	0	0	0	0	0	0	0	0	0	0

#### POSTSEASON

Year	Team	Tackles							Interceptions					Fumbles			Misc.	
		GP	GS	Tot	S	A	Sk	Yds	No	Yds	Lg	TD	PD	FF	FR	Yds	TFL	STT
2006	Chicago	0	0	0	0	0	0.0	0.0	0	0	0	0	0	0	0	0	0	0



# ANTONIO GARAY

## DEFENSIVE TACKLE

Height: 6-3 Weight: 303

Age: 27

College: Boston College

Bears Season: 2

NFL Season: 3

Acquired: Waived free agent in 2005 (CLE)

# 90

**PRO CAREER:** Veteran defensive tackle continued development after appearing in 4 regular season contests during 2006 season... Has played in 8 regular season games during his 4 seasons in the NFL registering 12 tackles including 1 TFL... Signed by Chicago to provide D-line depth during 2005 training camp and spent season on Bears practice squad... Began NFL career with 2 seasons with Cleveland.

**CAREER TRANSACTIONS:** Entered NFL as a sixth-round pick (195th overall) by Cleveland in the 2003 draft... Waived by Cleveland (12/13/04)... Signed by Chicago (8/15/05)... Waived by Bears (8/30/05)... Signed to Chicago's practice squad (9/4/05)... Signed to Chicago's reserve/futures list (1/16/06)... Activated from reserve futures list (2/14/06). **SIGNED through 2007**

**2006 SEASON:** Appeared in 4 contests as a reserve defensive tackle gathering 2 tackles including 1st career TFL and 2 PBUs... Participated in Games 5 and 13-15; Inactive Games 1-4, 6-12, 16 and all 3 play-off contests. **GAMES PLAYED-STARTED: 4-0**

**PREVIOUS SEASONS: 2005** - Member of Chicago's practice squad throughout the regular season and playoffs. **2004** - Finished season as a free agent after being waived by Cleveland... Spent first 13 weeks of the season on Browns physically unable to perform list. **2003** - Played 4 games as a rookie with Cleveland, recording 10 tackles as a reserve defensive tackle... Inactive Weeks 1-9... Played in 4 of the next 6 games before suffering a season-ending knee injury.

**COLLEGE:** Co-captain for his final season at Boston College finished career with 162 tackles including 12 sacks and 24 TFLs with 5 PBUs... As a fifth-year senior, started first 5 games at RDE before an ankle injury sidelined him for the rest of regular season... Started first 8 games as a senior at RDE before a neck injury forced him to miss final 3 games of the regular season... Suffered a torn ACL in left knee as a junior in season opener and missed rest of season... As a sophomore, played in every game, starting 3 contests at LDE... 2-time All-American wrestler at Boston College, including a 4th-place finish in the heavyweight class at the 2000 NCAA Division I Wrestling Championships... Majored in marketing.


**PERSONAL:** Earned Prep Star All-American and All-New Jersey Group III honors as a senior at Rahway H.S. in Rahway, N.J. after totaling 141 tackles and 10 sacks in his final season... Outstanding wrestler who was tabbed the 275-pound national champion by the National High School Coaches' Association... Oldest of three children of Marsha and Antonio Garay.

### Antonio Garay's NFL Statistics

#### REGULAR SEASON

		Tackles							Interceptions					Fumbles			Misc.	
Year	Team	GP	GS	Tot	S	A	Sk	Yds	No	Yds	Lg	TD	PD	FF	FR	Yds	TFL	STT
2003	Cleveland	4	0	10	4	6	0.0	0.0	0	0	0	0	0	0	0	0	0	0
2004	Cleveland	0	0	0	0	0	0.0	0.0	0	0	0	0	0	0	0	0	0	0
2005	Chicago	0	0	0	0	0	0.0	0.0	0	0	0	0	0	0	0	0	0	0
2006	Chicago	4	0	2	2	0	0.0	0.0	0	0	0	0	0	0	0	0	1	0
NFL totals		8	0	12	6	6	0.0	0.0	0	0	0	0	0	0	0	0	1	0
BEARS totals		4	0	2	2	0	0.0	0.0	0	0	0	0	0	0	0	0	1	0





# ROBERTO GARZA

## GUARD/CENTER

Height: 6-2      Weight: 310

Age: 28

College: Texas A&M-Kingsville

Bears Season: 3

NFL Season: 7

Acquired: Unrestricted free agent in 2005 (ATL)

# 63

Garza

**PRO CAREER:** Has been a key component to offensive line since coming to Chicago in 2005, starting 23 of 32 games played, while the Bears have rushed for 4,017 yards (10th in NFL, 5th in NFC) and have allowed just 56 sacks (6th in NFL, 4th in NFC) over the last two seasons... Chicago has rushed for over 100 yards in 17 of his starts with the organization and 25 contests in his two-year tenure... Totaled 38 regular season starts the last 3 seasons with Chicago and Atlanta, helping his team to a 29-9 record in those contests and paving way for a 1,000-yard rusher all three seasons... Has started 54 of 84 career games played, including all 16 in 2006, during his 6 NFL seasons with the Bears and Falcons, making starts at each of the interior O-line spots... Has played in 48 consecutive regular season games and appeared in all 16 games 4 times during his career (2001, 2004-2006).

**CAREER TRANSACTIONS:** Entered NFL as a fourth-round selection (99th overall) by Atlanta in the 2001 NFL Draft... Signed 3-year contract with Falcons (5/21/01)... Received qualifying offer from Atlanta (3/1/04) and accepted tender offer from Falcons (3/25/04)... Contract expired with Atlanta (3/1/05)... Signed 1-year contract as an unrestricted free agent with Chicago (3/21/05)... Signed 6-year contract extension with the Bears (1/2/06). **SIGNED through 2011**

**2006 SEASON:** Started all 16 games for the first time in his career, plus all three postseason contests at RG... Paved way for third-consecutive 1,000 yard rusher as Thomas Jones rushed for over 1,200 yards... Bears rushing offense ranked 15th in NFL (8th in NFC) after compiling 1,918 yards on 503 carries... Offensive line allowed just 25 sacks, tied for 6th fewest in NFL. **GAMES PLAYED-STARTED: 16-16**

**PREVIOUS SEASONS:** **2005** - Started 7 of 16 games played, plus the postseason contest, during his first season in Chicago... Bears posted 6-1 record in games he started... Helped open holes for offense to gain 2,099 rushing yards (Bears most since 1990) including over 1,300 rushing yards by Thomas Jones... Played in Games 1-16 - starting Games 5-8 at LG and Games 13-15 at RG... Started for first time as a Bear at LG vs. MIN (10/16). **2004** - Started 15 games and both postseason contests at LG for Atlanta helping lead Falcons to the No. 1 rushing offense in the NFL (2,672 yards)... Played all 16 regular season games as Falcons RB Warrick Dunn rushed for 1,106 yards paving way for first 1,000-yard rusher of career... Member of Falcons offense that set an NFL postseason record with 327 rushing yards in Divisional Playoff vs. STL (1/15/05). **2003** - Played 14 games while making 8 starts for Falcons before being lost for the season with a torn ACL... Competed for starting center position in training camp before injuring his elbow... Primarily played on special teams his first 4 games... Entered game in relief at LG in 1st quarter vs. MIN (10/5)... Made first start of season at LG vs. NO (10/19)... Started 6 consecutive games and was part of the line that opened holes for Warrick Dunn's team record consecutive-game rushing totals of 178 yards at NYG (11/9) and 162 at NO (11/16)... Also paved the way for RB T.J. Duckett's team mark for consecutive games with a TD (7)... Suffered torn ACL at IND (12/14) which ended his season when he was placed on injured reserve (12/16). **2002** - Began season as the Atlanta's starting RG but was hampered with a broken foot and sprained knee that limited him to 4 starts in 6 games played... Start at GB (9/8) was his first in a season-opener; contributed to 374 yards of total offense... Broke bone in his foot vs. CHI (9/15) on first series and played entire game... Missed next 7 games after undergoing foot surgery (9/17)... Returned as a reserve at CAR (11/24) and relieved at center during 426-yard offensive output... Entered game in relief at RG in 4th quarter at MIN (12/1)... Regained starting spot at RG at TB (12/8)... Started vs. SEA (12/15), but suffered season-ending knee sprain... Inactive vs. DET (12/22) and at CLE (12/29), and both postseason contests. **2001** - Played all 16 games during rookie campaign with Falcons, starting 3 at LG and 1 at center... First extended duty came

in the 2nd half at LG vs. NE (11/4)... Made his first NFL start at IND (12/16) at LG... Shifted to center for season finale at STL (1/6/02).

**COLLEGE:** Full-time starter for 3 seasons at Texas A&M-Kingsville (1997-2000) who earned 3 straight all-conference nods while starting 30 of the team's last 40 games... Named a little college All-America first-team selection and an all-Lone Star Conference performer at center as a senior... Averaged 66 knockdown blocks over his final 2 seasons while starting every contest... Started 14 games as a sophomore and registered a personal-best 102 knockdowns to help the team average 297.3 yards rushing per game... Garnered spot on conference All-Freshman team despite moving into a starting spot late in the season... Finished third in the shot put at the 1999 NCAA Championships and won the NCAA title in 2000 with a toss of 57'0"... Also captured the conference crown in the discus in 1999.

**PERSONAL:** Lettered in football and track at Rio Hondo (TX) H.S. where he was a member of the National Honor Society... Every December 2 is the official 'Roberto Garza Day' in his hometown of Rio Hondo, TX where many of the 2,000 residents are of Hispanic descent... Speaks fluent Spanish and as one of 19 Hispanic players in the NFL, held a football camp for Hispanic boys and girls in Atlanta while playing for the Falcons... He and wife Ashley provided monetary donations to the Empty Stocking Fund, the Falcons Feed the Homeless campaign... Also mentored boys from the Hall County Boys & Girls Club through the Falcons' Ball Boy Mentoring Program.

### Roberto Garza's NFL Statistics

#### REGULAR SEASON

GAMES PLAYED-STARTED - 85-54; BEARS CAREER - 32-23; 2001 ATL (16-4); 2002 ATL (6-4); 2003 ATL (14-8); 2004 ATL (16-15); 2005 CHI (16-7); 2006 CHI (16-16).

#### POSTSEASON

GAMES PLAYED-STARTED - 6-6; 2002 ATL (0-0); 2004 ATL (2-2); 2005 CHI (1-1); 2006 CHI (3-3).

### BEARS IN THE RANKINGS

OFFENSE				DEFENSE			
	Overall	Rush	Pass		Overall	Rush	Pass
1981	26 (289.6)	11 (135.7)	27 (153.9)	19	(337.1)	20 (134.1)	14 (203.0)
1982	26 (277.0)	18 (109.8)	23 (167.2)	16	(316.8)	5 (100.2)	21 (216.6)
1983	4 (386.8)	1 (170.4)	17 (216.3)	8	(320.8)	11 (125.0)	12 (195.8)
1984	7 (339.8)	1 (185.9)	26 (153.9)	1	(241.4)	1 ( 86.1)	2 (155.4)
1985	7 (364.8)	1 (172.6)	20 (192.3)	1	(258.4)	1 ( 82.4)	3 (176.0)
1986	7 (341.2)	1 (168.8)	20 (172.4)	1	(258.1)	2 ( 91.4)	2 (166.7)
1987	12 (336.3)	13 (130.3)	12 (206.0)	2	(281.0)	1 ( 94.2)	7 (186.8)
1988	11 (332.3)	3 (144.9)	20 (187.4)	2	(272.5)	1 ( 82.9)	9 (189.6)
1989	10 (335.9)	2 (142.9)	19 (193.0)	25	(358.1)	15 (118.6)	24 (239.5)
1990	13 (311.3)	2 (152.3)	28 (159.0)	6	(280.8)	7 ( 98.3)	10 (182.5)
1991	11 (316.8)	9 (121.8)	13 (195.0)	4	(281.7)	10 ( 98.8)	8 (182.9)
1992	8 (308.8)	10 (116.9)	14 (191.9)	17	(309.5)	21 (121.8)	15 (187.8)
1993	28 (232.3)	19 (104.8)	28 (127.5)	4	(290.8)	17 (114.7)	3 (176.1)
1994	23 (292.4)	15 ( 99.3)	21 (193.2)	13	(313.1)	13 (120.1)	5 (192.9)
1995	9 (354.6)	9 (120.6)	12 (233.9)	19	(340.1)	5 ( 90.1)	27 (250.1)
1996	21 (306.6)	16 (107.5)	19 (199.1)	12	(305.3)	11 (101.1)	14 (204.2)
1997	17 (311.7)	16 (109.1)	16 (202.6)	12	(305.5)	19 (116.1)	11 (189.4)
1998	21 (297.9)	17 (107.1)	23 (190.8)	14	(318.9)	19 (117.2)	15 (201.8)
1999	8 (345.2)	26 ( 86.7)	3 (258.5)	29	(356.5)	23 (117.6)	29 (238.9)
2000	23 (283.8)	21 (108.5)	23 (175.3)	16	(327.1)	19 (114.2)	17 (212.9)
2001	26 (293.4)	17 (108.9)	24 (184.5)	15	(311.2)	2 ( 82.1)	29 (229.1)
2002	29 (274.7)	32 ( 84.0)	24 (190.7)	25	(350.4)	26 (129.8)	24 (220.6)
2003	28 (273.8)	18 (110.2)	30 (163.6)	14	(309.2)	16 (116.6)	13 (192.6)
2004	32 (238.5)	25 (101.5)	32 (137.0)	21	(336.9)	25 (128.1)	15 (208.8)
2005	29 (256.3)	8 (131.2)	31 (125.1)	2	(281.8)	11 (102.3)	5 (179.5)
2006	15 (324.9)	15 (119.9)	14 (205.1)	5	(294.1)	6 (99.4)	11 (194.8)





# JOHN GILMORE

## TIGHT END

Height: 6-5 Weight: 257

Age: 27

College: Penn State

Bears Season: 6

NFL Season: 6

Acquired: Waived free agent in 2002 (NO)

# 85

**PRO CAREER:** Veteran TE has played in 71 games, starting 9, during 5 seasons in Chicago including 48 consecutive - only Olin Kreutz has a longer string of consecutive games played among offensive players... Used primarily as a blocker in double TE formations and as part of numerous special teams units recording 18 career receptions for 180 yards with 3 TDs and has 25 career special teams tackles.

**CAREER TRANSACTIONS:** Entered NFL as a sixth-round selection (196th overall) by New Orleans in the 2002 NFL Draft... Waived (8/30/02) and signed with Chicago (9/2/02)... Re-signed 1-year contract with Bears (4/6/05)... Signed 2-year contract with Chicago (3/17/06). **SIGNED through 2007**

**2006 SEASON:** Played in all 16 games for third consecutive year, starting 3 when the Bears opened in a double-TE formation... A member of Bears kickoff return unit that finished 9th overall in the NFL (23.3 yards per return) and the punt coverage unit on which he gathered 2 tackles... Collected 6 receptions for 38 yards with 2 TDs... Pulled in 1 reception during the postseason for 3 yards (vs. NO, 1/21/07)... Returned 2 squib-kickoffs for 12 yards during Super Bowl XLI. **GAMES PLAYED-STARTED: 16-3**

**PREVIOUS SEASONS: 2005 -** Played all 16 regular season games and caught his first career TD while adding 5 special teams tackles... Participated in Games 1-16 as a reserve TE... **2004 -** Appeared in all 16 games for first time in his career, playing primarily on special teams, but also made 1 start... Ranked 3rd on Bears with career-high 15 special teams tackles, aiding the Bears punt coverage team to secure the top net punt average in the NFL, and caught 1 pass for 11 yards. **2003 -** Participated primarily on special teams in 15 games for the Bears while starting once in a 2-TE set... Totaled 3 special teams tackles for the coverage unit and fielded 3 squib-kickoffs with a 8.3-yard return average for the return unit. **2002 -** Finished his rookie season as Bears starting TE after spending training camp with New Orleans... Waived by Saints at end of camp before signing with Chicago... Started Bears career on the practice squad for Games 1-6 before playing in the final 8 games of the year, starting the last 4... First NFL start came on *Monday Night Football* at MIA (12/9), catching 2 passes for 24 yards.

**COLLEGE:** Four-year letterwinner at Penn State (1998-2001) totaled 58 career catches for 634 yards and 3 TDs... Honorable mention all-Big Ten selection as a senior co-captain after setting career-highs with 25 receptions for 284 yards in 10 starts... Received the Hall Foundation Award as the Nittany Lions' outstanding senior... Caught 10 passes for 82 yards and 2 TDs in 8 games as a junior... Appeared in every game as a sophomore catching 22 passes for 259 yards and his first collegiate TD (vs. Akron)... Caught 1 pass for 6 yards in limited action as redshirt freshman... Graduated in 2001 with a degree in recreation and park management.

**PERSONAL:** Named *Associated Press* first-team big school all-state and first-team all-county as a senior at Wilson H.S. in West Lawn, PA... Played in Big-33 Classic as the 1996 Wilson Male Athlete-of-the-Year while catching 33 passes for 667 yards, including all 8 of his prep TDs, and adding 79 tackles and 6 sacks as a LB... Caught 53 passes for 992 yards and 8 TDs while just playing football his final 2 years of high school... Also an all-state javelin thrower... Born John H. Gilmore, Jr. in Marquette, MI... Brother, Pete, was a freshman RB at Penn State his senior season... He and wife, Rebecca, have 1 son, Grayson James.

## John Gilmore's NFL Statistics

## REGULAR SEASON

Year	Team	GP-GS	Rec	Yds	Avg	Lg	TD
2002	Chicago	8-4	10	130	13.0	30	0
2003	Chicago	15-1	0	0	-	-	0
2004	Chicago	16-1	1	11	11.0	11	0
2005	Chicago	16-0	1	1	1.0	1	1
2006	Chicago	16-3	6	38	6.3	18	2
NFL totals		71-9	18	180	10.0	30	3

ADDITIONAL STATS: Special Teams Tackles -- 25: 2003 (3), 2004 (15), 2005 (5), 2006 (2). Kickoff Returns -- 2003 (3 for 25, long of 11).

## POSTSEASON

Year	Team	GP-GS	Rec	Yds	Avg	Lg	TD	STT
2005	Chicago	1-0	0	0	-	-	0	0
2006	Chicago	3-0	1	3	3.0	3	0	0
Postseason		4-0	1	3	3.0	3	0	0

## SEASON / CAREER / PLAYOFF HIGHS

	2006	Career	Playoff
Receptions	2, two times	3 vs. NYJ (12/15/02)	1 vs. NO (1/21/07)
Receiving Yards	18 vs. TB (12/17)	32 at CAR (12/22/02)	3 vs. NO (1/21/07)
Longest Reception	18 vs. TB (12/17)	30 vs. TB (12/29/02)	3 vs. NO (1/21/07)
Receiving TDs	2 vs. DET (9/17)	Same	None

## AIKMAN EFFICIENCY RATINGS

Established in 1995, the Aikman Efficiency Ratings measure offensive and defensive performance using a combination of seven key statistics identified by Troy Aikman, and then measured against league norms (and extremes). An offense or defense performing exactly at league norms in all categories will achieve a score of 75 while an exceptional unit would score 90 or more. Each unit starts with a base of 50 points and then has points added (or in two cases subtracted) to build the final ranking.

The seven categories and their "maximum values" are:

Yards per rush: 5

Yards per pass play: 5

Total First Downs: 5

Third Down conversions: 5

Red Zone Efficiency: 10 (measured as percentage of possible points)

Points: 10 (points by return subtracted)

Turnovers: 10

## Offense

	Bears	League Leader
1995	5 (81.80)	Cowboys (88.07)*
1996	20 (71.64)	Packers (84.13)*
1997	27 (65.04)	Bengals (86.88)
1998	26 (65.67)	Vikings (93.93)
1999	28 (64.32)	Rams (89.39)*
2000	26 (65.80)	Rams (92.30)
2001	20 (71.43)	Rams (88.86)#
2002	28 (68.63)	Chiefs (93.57)
2003	26 (68.94)	Chiefs (93.94)
2004	32 (57.00)	Colts (94.40)
2005	28 (66.40)	Seahawks (92.60)#
2006	18 (74.20)	Colts (93.58)*

## Defense

	Bears	League Leader
25 (71.42)		49ers (87.99)
18 (74.47)		Packers (89.61)*
20 (73.78)		49ers (85.26)
26 (68.90)		Falcons (84.67)#
22 (75.35)		Buccaneers (87.98)
24 (69.68)		Ravens (100.97)*
3 (85.41)		Eagles (88.96)
19 (71.26)		Buccaneers (91.55)*
22 (71.50)		Patriots (86.93)*
11 (78.70)		Ravens (84.20)
1 (89.30)		Bears (89.30)
2 (86.50)		Ravens (93.60)

\*Super Bowl winner; #Super Bowl loser





# ROBBIE GOULD

## KICKER

**Height:** 6-0      **Weight:** 183  
**Age:** 25  
**College:** Penn State  
**Bears Season:** 3  
**NFL Season:** 3  
**Acquired:** Waived free agent in 2005 (BAL)

# 9

Gould

**PRO CAREER:** Ranks as the most accurate kicker in team history among kickers with at least 50 attempts, successful on 53-of-63 (84.1%) attempts in his career... Has converted 66 of 67 career PATs... Became first placekicker in Bears history to be selected to the Pro Bowl after leading all kickers with 143 points during the 2006 season, one point shy of the franchise record (Kevin Butler, 144, 1985)... Named an All-Pro in 2006 by the *Associated Press*, *USA Today*, *The Sporting News* and ESPN.com while becoming first Bears kicker to lead the NFC in scoring since 1986 (Butler, 120)... Named to the PFW/PFWA all-NFL and all-NFC teams after setting a franchise record and tying for the NFL lead (Jeff Wilkins, STL) with 32 field goals made during the 2006 season while ranking tied for 7th in FG percentage (88.9)... Connected on a franchise record 26-straight field goals from 12/25/05 to 11/19/06... Also holds franchise record with 22 consecutive games with a field goal (10/23/05 to 11/6/06)... Is 8-of-9 for his career on field goals attempts during the final two minutes of a half or in overtime with 4 game winners, which includes a 49-yard field goal in overtime of the 2006 NFC Divisional Playoff vs. SEA (1/14/07) - the 17th overtime field goal in NFL playoff history and 1st in Bears playoff history... Opponents have averaged just 20.1 return yards off his kickoffs since he joined the Bears, the 3rd lowest average in the NFL over that time span... Paced Bears in scoring as a rookie with 82 points which ranked 2nd in NFL among rookie kickers and 3rd all-time in franchise history... Has earned two career NFC Special Teams Player of the Week awards (at NO, 11/6/05; at DET, 12/24/06) and was named NFC Special Teams Player of the Month in October of 2006.

**CAREER TRANSACTIONS:** Entered NFL as an undrafted free agent by New England (4/29/05)... Waived by New England (8/30/05)... Signed to Baltimore practice squad (9/7/05)... Waived by Baltimore (9/27/05)... Signed by Chicago (10/8/05). **SIGNED through 2008**

**2006 SEASON:** Earned first Pro Bowl selection and was a first-team All Pro after finishing 2nd overall in the NFL in scoring with 143 points - converting 32-of-36 (88.9%) field goal attempts and all 47 PATs - trailing only San Diego's LaDainian Tomlinson who had 186 points on 31 TDs... Tied for NFL lead with 32 field goals made... Appeared in all 16 games including Chicago's 3 postseason contests... Finished tied for 7th in overall field goal accuracy and tied for 2nd in accuracy from 40-yards and beyond converting 12-of-14 (85.7%) attempts (Matt Stover, BAL, 7-of-8, 87.5%)... Connected on franchise record 24-consecutive field goals to start the season... Named NFC Special Teams Player of the Month in October after converting all 10 field goals and 16 PATs aiding the Bears to a 4-0 record... Earned second career NFC Special Teams Player of the Week Award after tying a career-high with 4 field goals including game winner with 5:13 remaining in regulation at DET (12/24). **GAMES PLAYED-STARTED: 16-0**

**PREVIOUS SEASONS:** 2005 - Joined Bears for final 13 games of the season and converted 21-of-27 (77.8%) field goal attempts with a long of 45 as well as 19-of-20 PATs... Led team in scoring with 82 points, becoming the first Bears rookie to do so since Paul Edinger in 2000... Over final 13 weeks of the season, his 21 successful FG attempts were the sixth-most in the NFL and he made all 6 FG attempts during the final 2 minutes of a half... Signed by Bears in Week 5 and participated in Games 4-16... Made NFL debut at CLE (10/9) and knocked in 1-of-2 FGs, converting from 44 yards, and added 1 PAT... Earned NFC Special Teams Player of the Week Award after connecting on 2-of-3 FGs, making from 35 and 28, including game-winner with 0:06 remaining in 4th quarter at NO (11/6).

**COLLEGE:** Finished career ranked 5th on Penn State's all-time scoring list with 232 career points after connecting on 39-of-61 FGs and 115-of-121 PATs... Named one of two recipients of the Frank Patrick Memorial Total Commitment Awards, annually presented to junior class members who follow through with their responsibilities in all facets of the football program and do so in an exemplary manner... Majored in management.

**PERSONAL:** Won 3 letters each in soccer, football and basketball and another in track at Central Mountain H.S. (Lock Haven, Pa.)... Brother, Christopher, is a punter at the University of Virginia...

Born Robert Paul Gould, III and is the son of Cheryl and Robert Gould... Father, Robert, played professional soccer for the St. Louis Steamers (1980-83).

### Robbie Gould's NFL Statistics

#### REGULAR SEASON

Year	Team	GP	FG-FGA	Pct	Lg	Blk	XP-XPA	Pct	Blk	Points
2005	Chicago	13	21-27	77.8	45	0	19-20	95.0	0	82
2006	Chicago	16	32-36	88.9	49	1	47-47	100.0	0	143
<b>CAREER</b>		<b>29</b>	<b>53-63</b>	<b>84.1</b>	<b>49</b>	<b>1</b>	<b>66-67</b>	<b>98.5</b>	<b>0</b>	<b>225</b>

Year	Team	1-19	Pct	20-29	Pct	30-39	Pct	40-49	Pct	50+	Pct
2005	Chicago	0-0	0.0	9-9	100.0	9-10	90.0	3-8	37.5	0-0	0.0
2006	Chicago	0-0	0.0	6-6	100.0	14-16	87.5	12-14	85.7	0-0	0.0
<b>CAREER</b>		<b>0-0</b>	<b>0.0</b>	<b>15-15</b>	<b>100.0</b>	<b>23-26</b>	<b>88.5</b>	<b>15-22</b>	<b>68.2</b>	<b>0-0</b>	<b>0.0</b>

**ADDITIONAL STATS:** Special Teams Tackles -- 4; 2005 (2); 2006 (2). Punting -- 2005 (1 for 28 yards).

#### POSTSEASON

Year	Team	GP	FG-FGA	Pct	Lg	Blk	XP-XPA	Pct	Blk	Points
2005	Chicago	1	0-0	0.0	-	0	3-3	100.0	0	3
2006	Chicago	3	6-6	100.0	49	0	9-9	100.0	0	27
<b>Postseason</b>		<b>4</b>	<b>6-6</b>	<b>100.0</b>	<b>49</b>	<b>0</b>	<b>12-12</b>	<b>100.0</b>	<b>0</b>	<b>30</b>

Year	Team	1-19	Pct	20-29	Pct	30-39	Pct	40-49	Pct	50+	Pct
2005	Chicago	0-0	0.0	0-0	0.0	0-0	0.0	0-0	0.0	0-0	0.0
2006	Chicago	1-1	100.0	1-1	100.0	0-0	0.0	4-4	100.0	0-0	0.0
<b>Postseason</b>		<b>1-1</b>	<b>100.0</b>	<b>1-1</b>	<b>100.0</b>	<b>0-0</b>	<b>0.0</b>	<b>4-4</b>	<b>100.0</b>	<b>0-0</b>	<b>0.0</b>

#### SEASON / CAREER / PLAYOFF HIGHS

	2006	Career	Playoff
FG Attempts	4, three times	5 vs. GB (12/4/05)	3 vs. NO (1/21/07)
Made FGs	4, three times	4, four times	3 vs. NO (1/21/07)
Longest FG	49, two times	Same	49 vs. SEA (1/14/07)
PAT Attempts	6 at STL (12/11)	Same	4 vs. NO (1/21/07)
Made PATs	6 at STL (12/11)	Same	4 vs. NO (1/21/07)
Points	16 vs. BUF (10/8)	Same	13 vs. NO (1/21/07)

#### ROBBIE GOULD'S GAME-WINNING KICKS

Date	Opponent	Site	Distance	Time On Clock	Final
Nov. 6, 2005	New Orleans	LSU Tiger Stadium	28	0:06	20-17
Dec. 17, 2006	Tampa Bay	Soldier Field	25	3:37	34-31 ot
Dec. 24, 2006	Detroit	Ford Field	44	5:13	26-21
Jan. 14, 2007	Seattle	Soldier Field	49	10:07	27-24 ot

#### ROBBIE GOULD'S GAME-BY-GAME KICKING STATS

##### 2005 CHICAGO BEARS

Date	W/L	Opp.	PAT	FG	PTS	FGs (Missed)
10/9	L	at CLE	1-1	1-2	4	44, (48)
10/16	W	MIN	4-4	0-0	4	--
10/23	W	BALT	1-1	1-2	4	23, (47)
10/30	W	at DET	1-1	2-2	7	38, 20
11/6	W	at NO	2-2	2-3	8	35, (47), 28
11/13	W	SF	2-2	1-2	5	(39), 37
11/20	W	CAR	1-1	2-2	7	33, 39
11/27	W	at TB	1-1	2-2	7	25, 36
12/4	W	GB	1-1	4-5	13	21, 30, 25, 35, (43)
12/11	L	at PIT	0-1	1-1	3	29
12/18	W	ATL	1-1	3-4	10	35, 29, 39, (44)
12/25	W	at GB	3-3	1-1	6	45
1/1	L	at MIN	1-1	1-1	4	22
<b>Totals</b>			<b>19-20</b>	<b>21-27</b>	<b>82</b>	

##### POSTSEASON

1/15	L	CAR	3-3	0-0	3	--
------	---	-----	-----	-----	---	----

##### 2006 CHICAGO BEARS

DATE	W/L	Opp.	PAT	FG	PTS	FGs (Missed)
9/10	W	at GB	2-2	4-4	14	40, 39, 28, 30
9/17	W	DET	4-4	2-2	10	32, 45
9/24	W	at MIN	1-1	4-4	13	41, 24, 31, 49
10/1	W	SEA	4-4	3-3	13	36, 20, 41
10/8	W	BUF	4-4	4-4	16	42, 43, 32, 41
10/16	W	at ARZ	3-3	1-1	6	23
10/29	W	SF	5-5	2-2	11	43, 36
11/5	L	MIA	1-1	2-2	7	38, 38
11/12	W	at NYG	5-5	1-1	8	49
11/19	W	at NYJ	1-1	1-1	4	20
11/26	L	at NE	1-1	2-3	7	(45), 46, 32
12/3	W	MIN	3-3	0-0	3	--
12/11	W	at STL	6-6	0-2	6	(37), (49)
12/17	W	TB	4-4	2-3	10	38, (37), 25
12/24	W	at DET	2-2	4-4	14	36, 36, 39, 44
12/31	L	GB	1-1	0-0	1	--
<b>Totals</b>			<b>47-47</b>	<b>32-36</b>	<b>143</b>	

##### POSTSEASON

1/14	W	SEA	3-3	2-2	9	41, 49
1/21	W	NO	4-4	3-3	13	19, 43, 24
2/4	L	IND	2-2	1-1	5	44
<b>Totals</b>			<b>9-9</b>	<b>6-6</b>	<b>27</b>	





# BRIAN GRIESE

## QUARTERBACK

Height: 6-3 Weight: 214

Age: 32

College: Michigan

Bears Season: 2

NFL Season: 10

Acquired: Waived free agent in 2006 (TB)

# 14

Griese

**PRO CAREER:** Has compiled 17th highest passer rating in NFL history (84.5) with 1,481 completions on 2,350 attempts for 16,564 passing yards, 104 TDs and 80 INTs... 39-33 career record as a starter in 9 NFL seasons with 1 passer rating title and 1 Pro Bowl selection... He and his father, Hall of Famer Bob Griese, are the only father-son combination to win NFL passing titles in league history... His career totals in passing yards, pass attempts and completions are more than any QB in Bears history... Owns 16 career 300-yard performances, 33 multiple TD pass outings and 16 games of compiling a completion percentage of over 70.0 percent... Recorded superb totals during 2 seasons with Tampa Bay (2004-05), registering a passer rating of 91.4 while completing 67.6-percent of his passes for 3,768 yards, 27 TDs and 19 INTs... Began NFL career with 5 seasons in Denver (1998-2002) during which he became the highest-rated passer in team history at 84.1 (min. 500 passes)... Moved into 2nd in Broncos history in career completions (1,044), attempts (1,678) and completion percentage (62.2%), trailing only Hall of Famer John Elway in all 3 categories... Finished Denver career 3rd in passing yards (11,763) and TD passes (71), trailing only Elway and Craig Morton... Led Broncos to victory with a 4th-quarter or OT game-winning drive 5 times... Voted an offensive co-captain for Denver from 2000-02... Earned Pro Bowl honors in 2000 as he led the NFL and set a Broncos team record with a 102.9 passer rating while posting the 2nd-best TD-to-INT ratio (19/4) for a season in NFL history... Twice named AFC Offensive Player-of-the-Week (10/17/99, 9/10/01) and named AFC Offensive Player-of-the-Month (9/01).

**CAREER TRANSACTIONS:** Entered NFL as a third-round selection (91st overall) by Denver in the 1998 NFL Draft... Signed 3-year contract with Broncos (7/24/98)... Re-signed with Denver (4/11/01)... Cut by Broncos (6/2/03)... Signed 2-year contract with Miami (6/9/03)... Cut by Dolphins (3/3/04)... Signed by Tampa Bay (3/19/04)... Cut by Buccaneers (3/10/06)... Signed 5-year contract with Chicago (3/22/06). **SIGNED THROUGH 2010**

**2006 SEASON:** Played in 6 games as a backup quarterback completing 18-of-32 passes for 220 yards, 1 TD and 2 INTs for a 62.0 passer rating... Saw action in Games 2, 4, 5, 7, 15 and 16... Completed longest pass of Bears season, a 75-yard TD strike to Mark Bradley during the regular season finale vs. GB (12/31). **GAMES PLAYED-STARTED: 6-0**

**PREVIOUS SEASONS:** **2005** - Led Tampa Bay to 5-1 record to open the season before being placed on injured reserve for the final 10 games due to a knee injury... Completed 112-of-174 pass attempts for 1,136 yards, 7 TDs and 7 INTs for a passer rating of 79.6... Set team record with 12 consecutive games with at least 1 TD pass at MIN (9/11)... Registered 100th overall TD of his career at GB (9/25)... Recorded 16th career 300-yard passing game with 302 yards vs. DET (10/2), while his 80-yard TD pass was tied for 6th-longest pass in team history... Placed on injured reserve (10/20). **2004** - Began Buccaneers career by leading NFL with a 69.3 completion percentage while setting team records for single-season passer rating (97.5) and yards per pass attempt (7.83) while starting 10-of-11 games played... Played in Games 5-15 - starting Games 6-15; Inactive Games 1-4 and 16... Tied team record with at least 1 TD pass in 11 consecutive games (10/10 at NO to 12/26 vs. CAR)... Completed 15 consecutive passes over 2 games (10/10 at NO and 10/18 at STL) to tie for the 2nd-longest streak in team history... Completed 233-of-336 pass attempts for 2,632 yards, 20 TDs and 12 INTs for a passer rating of 97.5 and caught a deflected pass (-4 yards)... Made his Bucs debut at NO (10/10) in relief of injured Chris Simms and had a season-high 126.8 passer rating; his 84.2 completion percentage was the 3rd-best single-game effort in club history... Made first start with Bucs at STL (10/18), his 3rd career starting debut with a team on *Monday Night Football*... Career highs of 392 passing yards and 36 completions at SD (12/12) while completing passes to 10 different receivers, including himself. **2003** - Started all 5 games in which he played during his season with Miami, leading Dolphins to a 3-2 record in his starts while completing 74-of-130 passes for 813 yards with 5 TDs and 6 INTs... Started as QB in Games 7-11; DNP in Games 5-6 and 12-16; Inactive Games 1-4 while recovering from toe injury sustained in third preseason game... Faced QB Peyton Manning in the second time that sons of NFL QBs squared-off vs. IND (11/2). **2002** - Set Denver team-record while ranking 3rd in NFL with a 66.7 completion percentage while starting all

13 games in which he played in his final season with the Broncos... Totaled 3,214 yards passing to go along with 15 TDs and 15 INTs... Ranked 8th in AFC and tied for 11th in NFL with an 85.6 passer rating, 5th in AFC and 6th in NFL in yards per pass attempt (7.37) and 8th in AFC in completions and yards... Started Games 1-10 and 13-15; DNP in Games 12 and 16; Inactive Game 11... Set a franchise record with his fourth straight 300-yard passing game with season-high 376 yards at KC (10/20) while becoming 3rd Broncos QB to surpass 10,000 career passing yards, joining J. Elway (51,475) and C. Morton (11,895). 2001 - Started career-high 15 games for Broncos, completing 275-of-451 passes (61.0%) for 2,827 yards and a career-best 23 TDs with 19 INTs... Also posted career highs in rushing attempts (50) and yards (173) and scored 1 rushing TD... His 23 TD passes were 6th-most ever thrown in a single season by a Bronco and ranked 3rd in AFC and 8th in NFL... Started Games 1-13 and 15-16; Inactive in Game 14 due to a concussion... Threw at least 1 TD pass in all 15 games that he played, including 7 in the first 3 games while compiling 763 passing yards (60-of-93, 64.5%) with 7 TDs, 2 INT and a passer rating of 106.2 en route to earning AFC Offensive Player-of-the-Month honors... Began season by achieving a career-best 144.3 passer rating with season highs of 330 yards, a 72.4 completion percentage (21-of-29) and 3 TDs vs. NYG (9/10) on *Monday Night Football*, earning AFC Offensive Player-of-the-Week and Miller Lite/NFL Player-of-the-Week honors while beginning a club-record streak of 23 consecutive contests with at least 1 TD pass that ended 11/11/02 vs. OAK... Completed 17 straight passes during contest at ARZ (9/23), longest streak of his career and 3rd-longest in team history. 2000 - Received first career Pro Bowl selection after leading NFL in passer rating, TD-to-INT ratio and third-down passing while starting all 10 games played for Denver... Played majority of season with a shoulder injury suffered in the third game of the year... Missed 6 regular season games, 1 postseason contest and declined invitation to Pro Bowl due to that injury... Started Games 1-3, 5-10 and 16; Inactive Games 4 and 11-15... Connected on 216-of-336 passes for 64.3 completion percentage, while totaling 2,688 passing yards with 19 TDs and just 4 INTs for a career-high 102.9 passer rating... His 4.75-1 TD-to-INT ratio was the 2nd-best in NFL history behind Kansas City's QB Steve DeBerg (5.75-1 ratio (23-4) in 1990)... Completed more than 60 percent of his passes in 9 games and a passer rating of better than 100.0 in 6 outings... Led AFC and was 2nd in NFL in completion percentage while leading AFC and ranking 4th in NFL in yards per pass attempt (8.00)... Ranked 6th in AFC in TDs, 8th in AFC in passing yards, 9th in AFC in completions and 10th in attempts... Led NFL with a third-down passer rating of 109.6 and ranked 2nd with 4th-quarter passer rating of 112.6 while leading Broncos to a 7-3 record... Threw an INT in contest vs. NE (10/1) that ended his string of 181 consecutive passes without an INT, the 2nd-longest such streak in Broncos history (Elway, 189 in 1997)... Became fastest Bronco ever to record 5 career 300-yard games, doing so in his 19th start vs. CLE (10/15) (Frank Tripucka, 31st; Elway, 40th)... Earned NFL.com All-Heart Player-of-the-Week Award and All-Heart Performance-of-the-Year Award for game vs. OAK (11/13) in which he engineered a 4th-quarter game-winning drive despite playing most of the contest with a separated AC joint in his right shoulder... Underwent right shoulder surgery on 1/10/01. 1999 - Completed 261-of-452 (57.7%) passes for 3,032 yards with 14 TDs, 14 INTs and a long of 88 in his first season as the Broncos starting QB, starting 13 of his 14 games played... With 3,032 passing yards, became just the 8th NFL QB since 1970 to pass for more than 3,000 yards in his first year as a full-time starter... First first-year starter in Denver history to record consecutive 300-yard passing games... Participated in Games 1-8 and 11-16 -- starting Games 1-8 and 12-16; DNP in Games 9-10 due to a sore shoulder... First NFL start came on *Monday Night Football* vs. MIA (9/13), completing 24-of-40 for 270 yards with 3 TDs and a passer rating of 105.2; first NFL TD pass came on his 6th attempt of the season, a 61-yard strike to WR Ed McCaffrey... Recorded first win as an NFL starter at OAK (10/10) by directing his first career game-winning 4th quarter drive with an 11-play, 63-yard drive that resulted in a 26-yard field goal with 10:18 remaining in the contest... Named AFC Offensive Player-of-the-Week for achieving season highs of 110.0 passer rating and 363 yards on 19-of-31 passing (61.3%) with 2 TDs, 1 INT and his first career rushing TD (2 yards) vs. GB (10/17); had an 88-yard shovel pass to TE Byron Chamberlain, the longest completion of his career, the longest non-scoring pass play in franchise history... Underwent right shoulder surgery on 1/5/00. 1998 - Designated Broncos 3rd QB for 14 of 16 games in his rookie season... Played in Game 5; DNP in Game 10; Inactive Games 1-4, 6-9 and 11-16... Saw first NFL action vs. PHI (10/4), replacing Bubba Brister in 4th quarter and completing 1-of-3 passes for 2 yards with 1 INT; first NFL completion was good for 2 yards to RB Vaughn Hebronn... Inactive as 3rd QB for all 3 of postseason contests, including Super Bowl XXXIII win vs. ATL (1/31/99).

**COLLEGE:** Four-year letterman at Michigan (1993-97) finished career with 355 completions in 606 attempts (58.6%) for 4,383 yards, 33 TDs and 18 INTs, ranking 5th in school history in completions, 6th in passing yards, attempts and TD passes... Helped lead Wolverines to first national championship in 49 years as a senior in 1997, earning first-team all-Big 10 honors while leading them to a 12-0 mark and a share of the national title with Nebraska... Capped championship season with a win over Washington State in the Rose Bowl, earning MVP honors by completing 18-of-30 passes for 251 yards with 3 TDs and 1 INT... Finalist for Davey O'Brien Award and recipient of the National Football Foundation & Hall of



Fame Scholar-Athlete Award... As a senior, completed 193-of-307 passes (62.9%) for 2,293 yards with 17 TDs and 6 INTs, setting school records for completions and pass attempts that both now rank 4th in UM history... Academic all-Big Ten pick as a junior, playing mostly in a reserve role and completing 35-of-61 passes (57.4%) for 513 yards with 3 TDs and 2 INTs... Started his last 9 games as a sophomore, completing 127-of-238 passes (53.4%) for 1,577 yards with 13 TDs and 10 INTs... Saw action only as a holder for placements and field goals for the last 9 games of his freshman season after red-shirting his true freshman season of 1993... Graduated with degree in political science.

**PERSONAL:** Named Prep Football Report All-Southeast, Miami Herald all-city second-team and all-state third-team selection as a senior at Columbus (Miami, Florida) H.S., connecting on 194-of-335 career pass attempts for 2,356 yards and 19 TDs... As a senior, completed 101-of-183 passes for 1,387 yards and 7 TDs... Averaged 10.0 points per game in basketball and added another letter in golf... Father, Bob Griese, played 14 years with the Dolphins (1967-80), helping Miami to 3 Super Bowl appearances (1971-73 seasons) and 2 titles (1972-73); inducted into the Pro Football Hall of Fame in 1990... Established the Judith Ann Griese Foundation in 2001 in memory of his mother, the cornerstone of which is Judi's House in Denver, a safe and comfortable place where grieving children and their families can express the thoughts and feelings associated with the loss of a loved one; since November of 2002, Judi's House has served over 1,500 children, teenagers and their adult caregivers... Holds an annual golf tournament in Michigan to benefit C.S. Mott's Children's Hospital by helping kids attend sporting events, purchase wheelchairs and provide housing for the parents of some of the children... Participated in the All Children's Hospital 2004 Fall Carnival for pediatric patients... Actively involved in fundraising efforts for the Susan G. Komen Breast Cancer Foundation, serving as the honorary chairman for the 2001 Race for the Cure in Denver... Served as the 2002 honorary chairman for PUSH for the Cure, a fund-raising effort to benefit spinal cord and brain injury research at Denver's Craig Hospital... Born Brian David Griese in Miami, Florida... He and his wife, Brook, have 1 daughter.

### Brian Griese's NFL Statistics

#### REGULAR SEASON

Year	Team	GP-GS	Att	Cmp	Pct	Yds	Yds/Att	TD	Int	Lg	Sk-Yds	Rating
1998	Denver	1 - 0	3	1	33.3	2	0.7	0	1	2	0 - 0	2.8
1999	Denver	14 - 13	452	261	57.7	3,032	6.7	14	14	88	27 - 176	75.6
2000	Denver	10 - 10	336	216	64.3	2,688	8.0	19	4	61	17 - 139	102.9
2001	Denver	15 - 15	451	275	61.0	2,827	6.3	23	19	65t	38 - 241	78.5
2002	Denver	13 - 13	436	291	66.7	3,214	7.4	15	15	82t	34 - 237	85.6
2003	Miami	5 - 5	130	74	56.9	813	6.3	5	6	80t	12 - 83	69.2
2004	Tampa Bay	11 - 10	336	233	69.3	2,632	7.8	20	12	68	26 - 169	97.5
2005	Tampa Bay	6 - 6	174	112	64.4	1,136	6.5	7	7	80t	12 - 76	79.6
2006	Chicago	6 - 0	32	18	56.3	220	6.9	1	2	75t	3 - 22	62.0
<b>CAREER</b>		<b>81 - 72</b>	<b>2,350</b>	<b>1,481</b>	<b>63.0</b>	<b>16,564</b>	<b>7.1</b>	<b>104</b>	<b>80</b>	<b>88</b>	<b>169 - 1,143</b>	<b>84.5</b>

Record as Starter: 39-33 (.542) - 1999 (4-9, .308), 2000 (7-3, .700), 2001 (8-7, .533), 2002 (8-5, .615), 2003 (3-2, .600), 2004 (4-6, .400), 2005 (5-1, .833)

Year	Team	Rush	Yds	Avg	Lg	TD
1998	Denver	4	-4	-1.0	0	0
1999	Denver	46	138	3.0	23	2
2000	Denver	29	102	3.5	18	1
2001	Denver	50	173	3.5	24	1
2002	Denver	37	107	2.9	13	1
2003	Miami	5	15	3.0	9	0
2004	Tampa Bay	30	17	0.6	7	0
2005	Tampa Bay	13	12	0.9	7	0
2006	Chicago	6	-5	-0.8	0	0
<b>CAREER</b>		<b>220</b>	<b>555</b>	<b>2.5</b>	<b>24</b>	<b>5</b>

**ADDITIONAL STATS:** Fumbles-Lost - 44-18: 1998 (1-0), 1999 (16-5), 2000 (5-3), 2001 (7-1), 2002 (2-0), 2003 (4-4), 2004 (6-3), 2005 (2-1), 2006 (1-1). Receiving: 2004 (1-(-4))

#### SEASON / CAREER / PLAYOFF HIGHS

	2006	Career	Playoff
Attempts	15 vs. GB (12/31)	53 at BALT (9/30/02)	None
Completions	5 at DET (12/24)	36 at SD (12/12/04)	None
Passing Yards	124 vs. GB (12/31)	392 at SD (12/12/04)	None
TD Passes	1 vs. GB (12/31)	3, 16 times	None
Interceptions	2 vs. GB (12/31)	4 at IND (1/6/02)	None
Longest Completion	75t vs. GB (12/31)	88 vs. GB (10/17/99)	None

# BRIAN GRIESE GAME-BY-GAME PASSING

39-33 Regular Season Starting Record

1998 DENVER BRONCOS									
Date	W/L	Opp.	All	Cmp	Yds	Pct.	TD	INT	Rtg
Totals 0-0	0	0	3	1	2	33.3	0	1	2.8
10/4 W PHIL	0	PHIL	3	1	2	33.3	0	1	2.8
<i>Inactive as 3rd QB for Games 1-4, 6-9 and 11-16; DNP as Backup QB in Game 10</i>									
11/14 L SEA	0	SEA	Did Not Play	Did Not Play	Did Not Play	Did Not Play	Did Not Play	Did Not Play	Did Not Play
11/7 W OAK	1	OAK	14	6	60	42.9	0	0	55.7
12/5 L KC	0	KC	36	20	227	55.6	0	1	63.1
12/13 L at JAX	0	JAX	33	21	275	63.6	2	2	84.8
12/19 W SEA	1	SEA	39	20	180	51.3	2	2	59.8
12/25 W at DET	1	DET	30	22	171	73.3	1	1	84.2
1/2 L SD	0	SD	46	23	211	50.0	0	0	62.9
Totals 4-9	4	9	452	261	3032	57.7	14	14	75.6
2000 DENVER BRONCOS									
Date	W/L	Opp.	All	Cmp	Yds	Pct.	TD	INT	Rtg
9/4 L at STL	0	STL	29	19	307	65.5	2	0	123.8
9/10 W ATL	1	ATL	33	20	268	60.6	3	0	116.7
9/17 W at OAK	1	OAK	31	21	213	67.7	2	0	108.7
10/1 L NE	0	NE	50	31	361	62.0	1	1	82.2
10/8 W at SD	1	SD	40	27	235	67.5	3	0	107.8
10/15 W CLE	1	CLE	34	19	336	55.9	3	0	119.2
10/22 L at CIN	0	CIN	45	30	365	66.7	2	1	97.0
11/5 W at NYJ	1	NYJ	37	22	327	62.9	2	1	100.5
11/13 W OAK	1	OAK	37	25	262	67.6	1	1	85.6
12/23 W SF	1	SF	2	2	14	100.0	0	0	95.8
Totals 7-3	7	3	336	216	2688	64.3	19	4	102.9
2001 DENVER BRONCOS									
Date	W/L	Opp.	All	Cmp	Yds	Pct.	TD	INT	Rtg
9/10 W NYG	1	NYG	29	21	330	72.4	3	0	144.3
9/23 W at ARZ	1	ARZ	31	22	242	71.0	3	0	126.0
9/30 L BAL	0	BAL	33	17	191	51.5	1	2	54.0
10/7 W KC	1	KC	20	11	121	55.0	1	1	69.0
10/14 L at SEA	0	SEA	36	24	209	66.7	2	3	65.6
10/21 L at SD	0	SD	41	26	212	63.4	1	2	64.3
10/28 W NE	1	NE	30	19	283	63.3	2	2	88.6
11/5 L at OAK	0	OAK	32	22	221	68.8	2	2	82.9
11/14 W SD	1	SD	31	21	224	67.7	2	0	110.1
11/18 L WAS	0	WAS	31	11	114	35.5	1	0	52.7
11/22 W at DAL	1	DAL	29	17	171	58.6	1	1	72.6
12/2 L at MIN	0	MIN	33	18	135	54.5	1	1	62.1
12/9 W SEA	1	SEA	17	11	81	64.7	1	1	71.0
12/16 L at KC	0	KC	Inactive as 3rd QB	Inactive as 3rd QB	Inactive as 3rd QB	Inactive as 3rd QB	Inactive as 3rd QB	Inactive as 3rd QB	Inactive as 3rd QB
12/30 W OAK	1	OAK	26	19	142	73.1	1	0	98.6
1/6 L at IND	0	IND	32	16	151	50.0	1	4	34.2
Totals 8-7	8	7	451	275	2827	61.0	23	19	78.5

*Inactive as 3rd QB for Games 4, 11-13 and Wild Card playoff*



## 2002 DENVER BRONCOS

Date	W/L	Opp.	Att	Cmp	Yds	Pct.	TD	INT	Lg	Sk/Lst	Rtg
<i>Inactive as 3rd QB for Game 11; DNP as Backup QB Games 12 and 16</i>											
9/8*	W	STL	27	18	202	66.7	2	2	27	4-15	82.6
9/15*	W	at SF	19	14	119	73.7	2	0	16	4-21	124.7
9/22*	W	BUF	31	19	211	61.3	2	0	26	4-32	103.0
9/30*	L	at BAL	53	35	328	66.0	1	3	24	3-22	65.6
10/6*	W	SD	35	26	316	74.3	2	1	69	2-16	108.8
10/13*	L	MIA	46	27	335	58.7	1	2	52	3-36	70.5
10/20*	W	at KC	50	30	376	60.0	2	0	82t	1-10	96.8
10/27*	W	at NE	23	18	229	78.3	1	1	40	2-14	104.5
11/11*	L	OAK	47	34	293	72.3	0	1	19	4-28	79.5
11/17*	L	at SEA	27	17	194	63.0	0	1	38	1-10	69.1
12/8*	L	at NYJ	37	28	266	75.7	1	1	22	2-8	92.8
12/15*	W	KC	26	18	297	69.2	1	1	66	2-12	104.2
12/22*	L	at OAK	15	7	48	46.7	0	2	15	2-13	14.7
<b>Totals</b>	<b>8-5</b>		<b>436</b>	<b>291</b>	<b>3214</b>	<b>66.7</b>	<b>15</b>	<b>15</b>	<b>82t</b>	<b>34-237</b>	<b>85.6</b>

## 2003 MIAMI DOLPHINS

Date	W/L	Opp.	Att	Cmp	Yds	Pct.	TD	INT	Lg	Sk/Lst	Rtg
<i>Inactive as 3rd QB for Games 1-4; DNP as Backup QB for Games 5-6 and 12-16</i>											
10/27*	W	at SD	29	20	192	69.0	3	0	49	1-9	121.6
11/2*	L	IND	29	18	231	62.1	1	0	46	3-39	98.5
11/9*	L	at TEN	27	15	131	55.6	0	3	37	4-16	29.0
11/16*	W	BAL	32	13	126	40.6	0	1	17	0-0	39.3
11/23*	W	WAS	13	8	133	61.5	1	2	80t	2-19	82.1
<b>Totals</b>	<b>3-2</b>		<b>130</b>	<b>74</b>	<b>813</b>	<b>56.9</b>	<b>5</b>	<b>6</b>	<b>80t</b>	<b>12-83</b>	<b>69.2</b>

## 2004 TAMPA BAY BUCCANEERS

Date	W/L	Opp.	Att	Cmp	Yds	Pct.	TD	INT	Lg	Sk/Lst	Rtg
<i>Inactive as 3rd QB for Games 1-4 and 16</i>											
10/10	W	at NO	19	16	194	84.2	1	0	45	3-16	126.8
10/18*	L	at STL	40	27	286	67.5	2	1	44	2-9	94.4
10/24*	W	CHI	23	15	163	65.2	1	0	46	1-8	100.5
11/7*	W	KC	34	22	296	64.7	2	0	56	1-8	111.9
11/14*	L	at ATL	26	19	174	73.1	2	1	25	7-49	100.5
11/21*	W	SF	21	15	210	71.4	2	2	42	1-7	95.4
11/28*	L	at CAR	39	27	347	69.2	2	1	68	2-11	103.3
12/5*	W	ATL	21	13	131	61.9	1	1	36	3-16	75.7
12/12*	L	at SD	30	36	392	72.0	3	3	36	3-19	89.8
12/19*	L	NO	22	13	118	59.1	1	1	23	1-4	69.9
12/26*	L	CAR	41	30	321	73.2	3	2	22	2-22	99.7
<b>Totals</b>	<b>4-6</b>		<b>336</b>	<b>233</b>	<b>2632</b>	<b>69.3</b>	<b>20</b>	<b>12</b>	<b>68</b>	<b>26-169</b>	<b>97.5</b>

## 2005 TAMPA BAY BUCCANEERS

Date	W/L	Opp.	Att	Cmp	Yds	Pct.	TD	INT	Lg	Sk/Lst	Rtg
9/11*	W	at MIN	29	18	213	62.1	2	2	41	2-14	78.7
9/18*	W	BUF	22	16	136	72.7	0	0	34	1-9	88.4
9/25*	W	at GB	26	17	139	65.4	2	1	18	2-7	88.5
10/2*	W	DET	39	22	302	56.4	2	3	80t	3-18	66.4
10/9*	L	at NYJ	42	27	226	64.3	0	1	26	3-25	68.2
10/16*	W	MIA	16	12	120	75.0	1	0	23	1-3	116.7
<i>Injured Reserve for Games 7-16</i>											
<b>Totals</b>	<b>5-1</b>		<b>174</b>	<b>112</b>	<b>1136</b>	<b>64.4</b>	<b>7</b>	<b>12</b>	<b>80t</b>	<b>12-76</b>	<b>79.6</b>

## 2006 CHICAGO BEARS

Date	W/L	Opp.	Att	Cmp	Yds	Pct.	TD	INT	Lg	Sk/Lst	Rtg
<i>DNP as Backup QB for Games 1, 3, 6, 8-14 and each of the three postseason games</i>											
9/17	W	DET	1	1	5	100.0	0	0	5	0-0	87.5
10/1	W	SEA	0	0	0	-	0	0	-	0-0	-
10/8	W	BUF	4	4	29	100.0	0	0	13	1-8	96.9
10/29	W	SF	3	2	11	66.7	0	0	8	1-6	72.9
12/24	W	at DET	9	6	51	66.7	0	0	16	0-0	81.2
12/31	L	GB	15	5	124	33.3	1	2	75t	1-8	46.9
<b>Totals</b>			<b>32</b>	<b>18</b>	<b>220</b>	<b>56.3</b>	<b>1</b>	<b>2</b>	<b>75t</b>	<b>3-22</b>	<b>62.0</b>

\* denotes games started



# REX GROSSMAN

## QUARTERBACK

Height: 6-1      Weight: 217

Age: 27

College: Florida

Bears Season: 5

NFL Season: 5

Acquired: 1st round of the 2003 draft

# 8

**PRO CAREER:** Enters fifth season with the Bears after helping lead Chicago to Super Bowl XLI in first full season as team's top signal caller... Has guided Bears to a 17-6 (.739) record, the best regular season winning percentage of any Chicago QB dating back to 1961, while starting 23-of-24 career games played... Started every Bears game at quarterback in 2006 to become the 1st Bears QB since Erik Kramer in 1995 to start all 16 regular-season contests and just the 4th since the 16-game schedule was instituted in 1978... Since entering the NFL in 2003, has the 7th highest yards per completion average in the league at 12.25... Has completed 367 of 675 career regular season passing attempts for 4,496 yards with 27 TDs and 26 INTs... His 7 career starts with a passer rating over 100.0 all came in 2006, the 2nd most in the NFL that season (Marc Bulger, STL, 8)... Became first Bears QB since Jim McMahon in 1985 to win back-to-back postseason contests... Ranks 2nd in Bears postseason history with 783 career passing yards (McMahon, 967), 69 completions (McMahon, 70) and ranks 1st with 133 attempts... Registered first passing TD in Bears Super Bowl history, a 4-yard strike to Muhsin Muhammad in the 1st quarter of Super Bowl XLI... Became first Bears quarterback ever and just the second player overall in franchise history to earn NFC Offensive Player of the Month honors in September of 2006... Earned NFC Offensive Player of the Week honors vs. TB (12/17/06) and twice earned FedEx Air NFL Player of the Week honors (vs. DET, 9/17/06; vs. SEA, 10/1/06)... Just the 8th QB ever drafted by the Bears in the first round and the 4th since 1951... Dating back to 1952, he and Craig Krenzel are Chicago's only rookie QBs to win their first 2 starts (Krenzel, 3 in 2004) and Grossman is the only one during that time to start and win while making his NFL debut... Recipient of 2006 Ed Block Courage Award as voted by teammates.

**CAREER TRANSACTIONS:** Entered NFL as a first-round selection (22nd overall) by Chicago in the 2003 NFL Draft... Signed contract (7/25/03). **SIGNED through 2007**

**2006 SEASON:** Started every game, including all 3 postseason contests, while compiling 3,193 gross passing yards, the 2nd most in team history (Erik Kramer, 3,838, 1995) on 262-of-480 passing with 23 TDs and 20 INTs during the regular season... His 23 TD passes were tied for 4th most in franchise history while he ranked 2nd in attempts and 4th in completions... His 12.19 yards per completion average was 7th highest in the NFL... Just the 6th passer in franchise history with 20 or more TDs in a season... Had 47 passes of 20+ yards, 7th most in the NFL, including 11 that went for TDs (tied for 4th most)... Directed the Bears to a 13-3 regular season record, the most wins by a Bears starting QB in a single-season dating back to 1935... Earned NFC Offensive Player of the Month honors in September after throwing for 250+ yards in all three games during the season-opening month with 6 TDs and an overall passer rating of 100.0... Earned FedEx Air NFL Player of the Week honors vs. DET (9/17/06) after completing 20-of-27 passes for 289 yards with a career-high 4 TDs and 148.0 passer rating... Earned 2nd FedEx Air NFL Player of the Week award in 3 weeks after completing 17-of-31 passes for 232 yards and 2 TDs for a 100.5 passer rating vs. SEA (10/1)... Threw for 339-gross passing yards vs. TB (12/17) for the 10th 300-yard passing effort in franchise history at Soldier Field, ending the Bears streak of 72 straight regular season games without a 300-yard passer, while earning NFC Offensive Player of the Week honors. **GAMES PLAYED-STARTED: 16-16**

**PREVIOUS SEASONS:** 2005 - Finished season by playing in 2 regular season games and starting the Divisional Playoff after missing first 13 games while recovering from a broken ankle sustained during the preseason... Completed 20-of-39 passes for 259 yards with 1 TD and 2 INTs during the regular season and led Bears by averaging 6.64 yards per pass attempt... Inactive Games 1-12; Played in Game 14; Started Game 15; DNP in Games 13, 16... Suffered broken ankle in preseason game at STL (8/12)...



Appeared for first time in 27 games when he opened the 2nd half vs. ATL (12/18), leading Bears on two 3rd-quarter scoring drives on 9-of-16 passing for 93 yards... Made first start in 15 months at GB (12/25) and helped Bears clinch the NFC North title and first-round bye in playoffs by completing 11-of-23 passes for 166 yards with 1 TD and 1 INT. **2004** - Started first 3 games of the season and led Chicago in yards per pass attempt (7.23) and ranked 2nd among Bears QBs in completion pct. (56.0%), passing yards (607) and QB rating (67.9)... Sustained season-ending ACL injury in Week Three while diving for the goal line on his first career TD run... Became Chicago's 7th different opening-day starting QB in as many seasons throwing for 227 yards on 16-of-35 passing with 0 TDs and 2 INTs vs. DET (9/12)... Connected on 10-of-18 passes for 132 yards with 1 TD and 1 INT to win his first opening-day start at GB (9/19)... Completed career-high 21-of-32 passes for 248 yards and finished with a 91.9 QB rating at MIN (9/26); rushed 3 times for 20 yards including 6-yard TD run in 4th quarter on which he suffered a season-ending knee injury. **2003** - Started final 3 games of the season for Chicago, becoming the first Bears rookie QB to win his first NFL start in 22 seasons and the franchise's first player to do so in his first 2 career starts dating back to 1952... Led Chicago in yards per pass attempt (6.07), INTs per attempt ratio (1.4%), passer efficiency rating (74.8) and tied for the team lead in TDs per attempt ratio (2.8%)... In 10 quarters of action he generated 7 plays of 20 or more yards... Led all rookie signal-callers drafted in 2003 with a .667 winning percentage and passer rating of 74.8 while helping the Bears post a 2-1 ledger in his starts... Started Games 14-16; DNP as backup QB in Games 6-8, 12-13; Inactive as third QB in Games 1-5, 9-11... Made NFL debut as starting QB vs. MIN (12/14), throwing for 157 yards on 13-of-30 passing with his first completion going to Desmond Clark for 11 yards; led Chicago to a FG on his first drive... Passed for 249 yards on 19-of-32 passing vs. WAS (12/21) with 2 TDs and 1 INT, including a season-long 59-yard completion to Marty Booker for his first career TD pass; completed passes to 9 different receivers, 6 different on first 6 completions.

**COLLEGE:** Finished career at Florida (1999-2002) among the all-time passing leaders at UF and the SEC while leading the Gators to 3 bowl games and a 23-9 overall record in 3 years as a starter... The 2001 Heisman trophy runner-up and AP National Player-of-the-Year concluded his career with 9,164 passing yards (3rd at UF, 5th in SEC), 677 completions (3rd at UF), 1,110 attempts (4th at UF), 77 TD passes (2nd at UF, 3rd in SEC) and the lowest career INT percentage in Gator history (3.24)... Also 2nd at UF with a 61.0 career completion percentage... Fifth sophomore in NCAA history to finish in the top two in Heisman voting... Led SEC in passing as a sophomore and junior while tossing an NCAA-record 55 TD passes... Started 32-of-37 games played at UF and threw for 300 yards a school-record 17 times... Second-team all-SEC as a junior started all 13 games and set school records with 287 completions and 503 attempts... Finished career with 21-of-41 passing for 323 yards and 2 TDs vs. Michigan in the Outback Bowl... Heisman runner-up earned recognition as a finalist for the Walter Camp National Player-of-the-Year Award, Maxwell College Player-of-the-Year Award and Davey O'Brien National QB-of-the-Year Award as a sophomore... Earned first-team all-SEC honors and SEC Offensive Player-of-the-Year award while throwing for a Gator-record 3,896 yards (2nd in SEC) and career-high 34 TDs (6th in SEC) while starting 11-of-12 games... Led NCAA in pass-efficiency rating (170.8), passing yards per game (354.2), yards per pass attempt (9.86) and yards per play (9.10)... Threw for over 300-plus yards in 10-of-11 games, the most 300-plus games in a season in UF history, and at least 3 TD passes in 7-of-11 games... As a redshirt freshman, became first freshman QB in UF history to be named first-team all-SEC while starting 8-of-12 games, including the Nokia Sugar Bowl... First freshman named MVP of SEC Championship Game following a regular season in which his pass-efficiency rating led the SEC, ranked 3rd nationally, ranked 3rd by a freshman in NCAA history and was the third-highest season total in UF history... Led SEC in TD passes, tying for most in the nation by a freshman and ranking as the second-best season total for a freshman in SEC history... Practiced on the scout team and did not see any game action as a true freshman... Majored in travel and tourism.

**PERSONAL:** Passed for 7,518 yards and 97 TDs at Bloomington South (Ind.) H.S. during his prep career... Led team to the 1998 state 5A title, passing for 3,080 yards and 44 TDs as a senior... Honored as the 1998 Indiana Player-of-the-Year by *USA Today* and Parade All-America team... Tabbed by several recruiting magazines as the top prep QB in the Midwest and among the top 15 in the nation... Ranked by National Recruiting Advisor among the top-5 players in the nation in its "pro-style QB" rating... Son of Daniel and Maureen Grossman... He and wife, Alison, married prior to the 2005 season... Father and grandfather, Rex, both played football at Indiana University.

## Rex Grossman's NFL Statistics

## REGULAR SEASON

Year	Team	GP-GS	Att	Cmp	Pct	Yds	Yds/Att	TD	Int	Lg	Sk-Yds	Rating
2003	Chicago	3 - 3	72	38	52.8	437	6.1	2	1	59t	4 - 41	74.8
2004	Chicago	3 - 3	84	47	56.0	607	7.2	1	3	40	5 - 22	67.9
2005	Chicago	2 - 1	39	20	51.3	259	6.6	1	2	54	1 - 9	59.7
2006	Chicago	16 - 16	480	262	54.6	3,193	6.7	23	20	62	21 - 142	73.9
<b>CAREER</b>		<b>24 - 23</b>	<b>675</b>	<b>367</b>	<b>54.4</b>	<b>4,496</b>	<b>6.7</b>	<b>27</b>	<b>26</b>	<b>62</b>	<b>31 - 214</b>	<b>72.4</b>

Record as Starter: 17-6 (.739) - 2003 (2-1, .667), 2004 (1-2, .333), 2005 (1-0, 1.000), 2006 (13-3, .813)

Year	Team	Rush	Yds	Avg	Lg	TD
2003	Chicago	3	-1	-0.3	0	0
2004	Chicago	11	48	4.4	8	1
2005	Chicago	0	0	0.0	0	0
2006	Chicago	24	2	0.1	22	0
<b>CAREER</b>		<b>38</b>	<b>49</b>	<b>1.3</b>	<b>22</b>	<b>1</b>

## POSTSEASON

Year	Team	GP-GS	Att	Cmp	Pct	Yds	Yds/Att	TD	Int	Lg	Sk-Yds	Rating
2005	Chicago	1 - 1	41	17	41.5	192	4.7	1	1	27	1 - 7	54.1
2006	Chicago	3 - 3	92	52	56.5	591	6.4	3	3	68t	4 - 42	73.2
<b>Postseason</b>		<b>4 - 4</b>	<b>133</b>	<b>69</b>	<b>51.9</b>	<b>783</b>	<b>5.9</b>	<b>4</b>	<b>4</b>	<b>68t</b>	<b>5 - 49</b>	<b>67.3</b>

Year	Team	Rush	Yds	Avg	Lg	TD
2005	Chicago	1	5	5.0	5	0
2006	Chicago	4	-3	-0.8	0	0
<b>Postseason</b>		<b>5</b>	<b>2</b>	<b>0.4</b>	<b>5</b>	<b>0</b>

## SEASON / CAREER / PLAYOFF HIGHS

	2006	Career	Playoff
Attempts	44 vs. TB (12/17)	44 vs. TB (12/17)	41 vs. CAR (1/15/06)
Completions	29 vs. TB (12/17)	29 vs. TB (12/17)	21 vs. SEA (1/14/07)
Passing Yards	339 vs. TB (12/17)	339 vs. TB (12/17)	282 vs. SEA (1/14/07)
TD Passes	4 vs. DET (9/17)	4 vs. DET (9/17)	1, four times
Interceptions	4, vs. ARZ (10/16)	4, vs. ARZ (10/16)	2, vs. IND (SB XLI)
Longest Completion	62 vs. BUF (10/8)	62 vs. BUF (10/8)	68 vs. SEA (1/14/07)

## REX GROSSMAN GAME-BY-GAME PASSING

## 17-6 Regular Season Starting Record

## 2003 CHICAGO BEARS

Date	W/L Opp.	Att	Cmp	Yds	Pct.	TD	INT	Lg	Sk/Lst	Rtg
<i>DNP as Backup QB for Games 6-8, 12-13; 3rd QB for Games 1-5, 9-11</i>										
12/14* W	MIN	30	13	157	43.3	0	0	39	1/12	60.0
12/21* W	WAS	32	19	249	59.4	2	1	59t	2/11	91.8
12/28* L	at KC	10	6	31	60.0	0	0	10	1/18	65.0
<b>Totals 2-1</b>		<b>72</b>	<b>38</b>	<b>437</b>	<b>52.8</b>	<b>2</b>	<b>1</b>	<b>59t</b>	<b>4/41</b>	<b>74.8</b>

## 2004 CHICAGO BEARS

Date	W/L Opp.	Att	Cmp	Yds	Pct.	TD	INT	Lg	Sk/Lst	Rtg
9/12* L	DET	35	16	227	45.7	0	2	35	3/13	43.4
9/19* W	at GB	18	10	132	55.6	1	1	31	1/7	74.3
9/26* L	at MIN	31	21	248	67.7	0	0	40	1/2	91.9
<i>Injured Reserve for Games 4-16</i>										
<b>Totals 1-2</b>		<b>84</b>	<b>47</b>	<b>607</b>	<b>56.0</b>	<b>1</b>	<b>3</b>	<b>40</b>	<b>5/22</b>	<b>67.9</b>

## 2005 CHICAGO BEARS

Date	W/L Opp.	Att	Cmp	Yds	Pct.	TD	INT	Lg	Sk/Lst	Rtg
<i>DNP injured Games 1-10; 3rd QB for Games 11-12; Backup QB for Games 13, 16</i>										
12/18 W	ATL	16	9	93	56.3	0	1	22	0/0	47.1
12/25* W	at GB	23	11	166	47.8	1	1	54	1/9	68.4
<b>Totals 1-0</b>		<b>39</b>	<b>20</b>	<b>259</b>	<b>51.3</b>	<b>1</b>	<b>2</b>	<b>54</b>	<b>1/9</b>	<b>59.7</b>
<b>POSTSEASON</b>										
1/15* L	CAR	41	17	192	41.5	1	1	27	1/7	54.1
<b>Total 0-1</b>										



# AWARD-WINNING STADIUM

Soldier Field has won a total of 17 awards since reopening to the public in September 2003. Praise for the stadium, which was one of the city's largest public works project in recent history, also includes honors from construction associations and publications, civic organizations and environmental groups.

2005 Outstanding Project of the Year Award - The National Council of Structural Engineers Associations

2005 Illinois Chapter American Society of Landscape Architects Honor Award in the Design-Public category - The Illinois Chapter of the American Society of Landscape Architects

2005 American Society of Irrigation Consultants Award - The American Society of Irrigation Consultants

2004 Mayor Daley's Landscape Awards Program - Mayor Richard M. Daley

2004 Building with Trees Award of Excellence - The National Arbor Day Foundation, in cooperation with the National Association of Home Building and Firewise Communities

2004 Outstanding Engineering Achievement Award - The Illinois Engineering Council

2004 Construction & Design Award - The Engineering Society of Detroit

2004 Merit Award, Innovative Design and Excellence in Architecture Using Structural Steel - The American Institute of Steel Construction

2004 Excellence in Structural Engineering Award, "Best Structure" - The Structural Engineers Association of Illinois

2004 Green Roof Award of Excellence - The Green Roofs for Healthy Cities

2004 Building Team of the Year, Grand Award - Building Design & Construction Magazine

2004 Best New Open Space Project Award - The Friends of Downtown

2004 Merit Award for New Construction Chicago - The Chicago Building Congress

Outstanding Project of 2003-2004 - The Association of Subcontractors & Affiliates (ASA Chicago)

2004 Build America Award - The Associated General Contractors

2004 Engineering Excellence Honor Award, Special Projects - The Consulting Engineers Council of Illinois

2003 Overall Project of the Year - Midwest Construction magazine

2006 CHICAGO BEARS

Date	W/L	Opp.	All	Comp	Yds	Pct.	TD	INT	Lg	SK/LSH	Rtg
9/10*	W	at GB	26	18	262	69.2	1	1	49	1/6	98.6
9/17*	W	DET	27	20	289	74.1	4	0	41	0/0	148.0
9/24*	W	at MIN	41	23	278	56.1	1	2	24	1/4	64.9
10/1*	W	SEA	31	17	232	54.8	2	0	46	1/17	100.5
10/8*	W	BUF	27	15	182	55.6	2	0	62	1/7	101.2
10/16*	W	at ARZ	37	14	144	37.8	0	4	26	2/14	10.2
10/29*	W	SF	29	23	252	79.3	3	0	27	0/0	137.4
11/5*	L	MIA	42	18	210	42.9	1	3	34	3/21	36.8
11/12*	W	at NYC	30	18	246	60.0	3	0	38	2/12	105.7
11/19*	W	at NYJ	22	11	119	50.0	1	0	57	1/8	81.4
11/26*	L	at NE	34	15	176	44.1	0	3	57	1/5	23.7
12/3*	W	MIN	19	6	34	31.6	0	3	10	1/10	1.3
12/11*	W	at STL	23	13	200	56.5	2	0	34	0/0	114.4
12/17*	W	TB	44	29	339	65.9	2	0	38	4/27	104.3
12/24*	W	at DET	36	20	197	55.6	1	0	40	2/10	80.4
12/31*	L	GB	12	2	33	16.7	0	3	27	1/5	0.0
Totals 13-3											
POSTSEASON											
1/14*	W	SEA	38	21	282	55.3	1	1	68	3/31	76.9
1/21*	W	NO	26	11	144	42.3	1	0	33	0/0	73.2
2/4*	L	IND	28	20	165	71.4	1	2	22	1/11	68.3
Total	2-1		92	52	591	56.5	3	3	68	4/12	73.2



# CHRIS HARRIS

## SAFETY

Height: 6-0 Weight: 207

Age: 25

College: Louisiana-Monroe

Bears Season: 3

NFL Season: 3

Acquired: 6th round of the 2005 draft

# 46

Chris Harris

**PRO CAREER:** Has started at both safety positions during first two seasons as a pro, while his 5 INTs leads all Bears safeties and is tied for 3rd overall on the team during that span... Switched to strong safety midway through second season and started final 5 regular season games and all 3 postseason contests at that position after starting first 2 games of the season at free safety... INT in Super Bowl XLI was the first by a Bears safety in the postseason since Mark Carrier vs. NO (1/6/91)... Has recorded 124 career tackles, including 1 sack, 4 TFLs and 10 PBUs in 25 regular season games adding 1 fumble recovery and 9 tackles on special teams... His 124 tackles are the second-most tackles in the Bears secondary during his first 2 seasons (Charles Tillman, 192)... Has 31 tackles in 4 postseason contests, all starts, with 1 PBU and 1 INT... Stepped into the starting lineup in the second week of his rookie season en route to starting 13 of 14 games played at FS... Recorded 3 INTs in 2005, most by a Bears safety since Mike Brown picked off 3 in 2002 and most by a Chicago rookie safety since Carrier snagged a league-high 10 INTs in 1990.

**CAREER TRANSACTIONS:** Entered NFL as a sixth-round selection (181st overall) by Chicago in the 2005 NFL Draft... Signed 4-year contract with Bears (6/1/05). **SIGNED through 2008**

**2006 SEASON:** Started first 2 games of regular season at FS before starting the final 5 at SS, registering 54 tackles with 2 INTs, 2 PBUs and 1 TFL along the way... 42 solo tackles ranked 6th on the team and 3rd in the secondary, while his 2 INTs ranked tied for 5th on the team... Added 4 tackles on special teams... Started all 3 postseason contests at SS and collected 20 tackles and 1 PBU along with his first career postseason INT in Super XLI... Started Games 1-2 at FS and Games 12-16 at SS; playing as a reserve in Games 5 and 9-11; inactive Games 3-4 due to an ankle injury and Games 6-8 because of a quadriceps injury. **GAMES PLAYED-STARTED: 11-7**

**PREVIOUS SEASONS: 2005 -** Entered Bears starting lineup in second game of season and started 13-of-14 games played finishing with 70 tackles to rank 3rd in the secondary and 8th on the team... Added 3 INT, 1 sack, 3 TFLs, 8 PBUs and 1 fumble recovery... Inactive Games 13-14 with a knee injury... Returned fumble 49 yards at NO (11/6) to set up a TD... Returned to lineup after missing 2 games with a knee injury to record first multiple INT game of career at GB (12/25), picking off 2 passes.

**COLLEGE:** Four-year starter at Louisiana-Monroe (2000-04) was a 3-time all-Sun Belt Conference selection with experience at FS and SS... Started all 45 games played during his career while intercepting 14 passes and recording 352 tackles (160 solos), 1 sack, 16 TFLs, 3 fumble recoveries, 5 forced fumbles and 13 PBUs... Recorded INT against Ole Miss during his sophomore season... Earned team's Defensive Player-of-the-Week award after his collegiate debut, recording 13 tackles vs. Sam Houston... Majored in general studies.

**PERSONAL:** Attended J.A. Fair H.S. in Little Rock, Ark., playing football for coach Randy Rutherford... Only played 1 year of football after being in the band his first 3 years of high school... Turned down a band scholarship to play football in college... Had 106 tackles, 65 solos, 2 INTs and 2 forced fumbles as a senior to earn places on the all-metro and all-academic teams... Played safety and tight end on a 10-3 championship team... Son of Mr. and Mrs. Charles B. Harris, both retired educators... Born in Little Rock, Arkansas... One of several NFL players to travel with the USO in Spring of 2006 to visit American military personnel stationed in Afghanistan, making a similar trip to Iraq with teammate Israel Idonije in Spring of 2007.



## Chris Harris' NFL Statistics

## REGULAR SEASON

		Tackles							Interceptions					Fumbles			Misc.	
Year	Team	GP	GS	Tot	S	A	Sk	Yds	No	Yds	Lg	TD	PD	FF	FR	Yds	TFL	STT
2005	Chicago	14	13	70	43	27	1.0	6.0	3	44	44	0	8	0	1	49	3	5
2006	Chicago	11	7	54	42	12	0.0	0.0	2	19	16	0	2	0	0	0	1	4
NFL totals		25	20	124	85	39	1.0	6.0	5	63	44	0	10	0	1	49	4	9

## POSTSEASON

		Tackles							Interceptions					Fumbles			Misc.	
Year	Team	GP	GS	Tot	S	A	Sk	Yds	No	Yds	Lg	TD	PD	FF	FR	Yds	TFL	STT
2005	Chicago	1	1	11	9	2	0.0	0.0	0	0	0	0	0	1	0	0	0	0
2006	Chicago	3	3	20	16	4	0.0	0.0	1	6	6	0	1	1	0	0	0	0
Postseason		4	4	31	25	6	0.0	0.0	1	6	6	0	1	2	0	0	0	0

## SEASON / CAREER / PLAYOFF HIGHS

	2006	Career	Playoff
Tackles	12 vs. MIN (12/3)	Same	11 vs. CAR (1/15/06)
Solos	10 vs. MIN (12/3)	Same	9 vs. CAR (1/15/06)
Interceptions	1, two times	2 at GB (12/25/05)	1 vs. IND (SB XLII)
Longest INT Return	16 at NYG (11/12)	44 vs. MIN (10/16/05)	6 vs. IND (SB XLII)
Pass Defenses	1, two times	3 vs. MIN (10/16/05)	1 vs. IND (SB XLII)

## CHRIS HARRIS' GAME-BY-GAME DEFENSIVE STATS

25-18 Regular Season Starting Record (0-1 Postseason)

## 2005 CHICAGO BEARS

Date	W/L	Opp.	Tkls-S	TFL	PD	INT-Yds	Sk-YL
9/11	L	at WAS	2-2	0	0	0-0	0-0
9/18*	W	DET	8-6	1	0	0-0	0-0
9/25*	L	CIN	5-3	1	0	0-0	0-0
10/9*	L	at CLE	3-1	0	0	0-0	0-0
10/16*	W	MIN	4-2	0	3	1-44	0-0
10/23*	W	BALT	3-2	0	0	0-0	0-0
10/30*	W	at DET	4-2	0	0	0-0	0-0
11/6*	W	at NO	8-7	1	1	0-0	1-6
11/13*	W	SE	10-4	0	1	0-0	0-0
11/20*	W	CAR	6-2	0	1	0-0	0-0
11/27*	W	at TB	7-3	0	0	0-0	0-0
12/4*	W	GB	1-1	0	0	0-0	0-0
12/11	L	at PIT	INACTIVE				
12/18	W	ATL	INACTIVE				
12/25*	W	at GB	8-7	0	2	2-0	0-0
1/1*	L	at MIN	1-1	0	0	0-0	0-0
<b>Totals</b>	<b>10-3</b>		<b>70-43</b>	<b>3</b>	<b>8</b>	<b>3-44</b>	<b>1-6</b>

## POSTSEASON

1/15*	L	CAR	11-9	0	0	0-0	0-0
-------	---	-----	------	---	---	-----	-----

\*Denotes Game Started

Bold Italic denotes led or tied for team lead

## 2006 CHICAGO BEARS

Date	W/L	Opp.	Tkls-S	TFL	PD	INT-Yds	Sk-YL
9/10*	W	at GB	4-2	0	0	0-0	0-0
9/17*	W	DET	4-3	0	0	0-0	0-0
9/24	W	at MIN	INACTIVE				
10/1	W	SEA	INACTIVE				
10/8	W	BUF	0-0	0	0	0-0	0-0
10/16	W	at ARZ	INACTIVE				
10/29	W	SE	INACTIVE				
11/5	L	MIA	INACTIVE				
11/12	W	at NYG	1-0	0	0	1-16	0-0
11/19	W	at NYJ	0-0	0	0	0-0	0-0
11/26	L	at NE	7-7	0	0	0-0	0-0
12/3*	W	MIN	12-10	0	0	0-0	0-0
12/11*	W	at STL	8-7	0	1	0-0	0-0
12/17*	W	TB	7-7	0	0	1-3	0-0
12/24*	W	at DET	3-1	0	0	0-0	0-0
12/31*	L	GB	8-5	1	1	0-0	0-0
<b>Totals</b>	<b>6-1</b>		<b>54-42</b>	<b>1</b>	<b>2</b>	<b>2-19</b>	<b>0-0</b>

## POSTSEASON

1/14*	W	SEA	7-7	0	0	0-0	0-0
1/21*	W	NO	9-6	0	0	0-0	0-0
2/4*	L	IND	4-3	0	1	1-6	0-0
<b>Totals</b>	<b>2-1</b>		<b>20-16</b>	<b>0</b>	<b>1</b>	<b>1-6</b>	<b>0-0</b>

## STALEY da BEAR

DRAFTED: 1st Round, Chicago Bears, 8/6/03

HEIGHT: Not your average sized bear

WEIGHT: 340 LBS.

## ABOUT STALEY:

Ate over 700lbs of salmon in one day; bounces on his bearend;  
best friends with Winnie the Pooh, Yogi, Boo-boo and Smokey;  
exercises regularly.

To book Staley for an appearance call

(847) 615-9600

To learn more, log onto [chicagobears.com/staley](http://chicagobears.com/staley)



# TOMMIE HARRIS

## DEFENSIVE TACKLE

Height: 6-3 Weight: 295

Age: 24

College: Oklahoma

Bears Season: 4

NFL Season: 4

Acquired: First round of the 2004 draft

# 91

**PRO CAREER:** Two-time Pro Bowler ranks 3rd with 165 tackles and 4th with 11.5 sacks among Bears defensive linemen over the previous 3 seasons... Became first defensive tackle selected to consecutive Pro Bowls as a member of the Bears since Steve McMichael (1987 and 1988 Pro Bowls) after establishing a career high with 5.0 sacks in 2006... Has started 43-of-44 career games played in 3 seasons... Selection for the 2006 Pro Bowl after just his second season made him the quickest Bears DT to be named an all-star since Wally Chambers played in the 1974 Pro Bowl as a rookie... Named to *Pro Football Weekly*/PFWA All-NFC Team 2 straight years (2005-2006) and AP All-Pro second-team after 2005 season... Became Bears first rookie defender since Mike Brown in 2000 to start all 16 games and was Chicago's first rookie D-lineman to open his career as a starter since 1999 (Russell Davis) and first rookie DT to do so since 1975 (Roger Stillwell)... His 3.5 sacks in 2004 were the most by a Bears rookie since 2000 (Brian Urlacher, 8)... Rookie recipient of 2004 Brian Piccolo Award as voted by his teammates.

**CAREER TRANSACTIONS:** Entered NFL as a first-round selection (14th overall) by Chicago in 2004 NFL Draft... Signed 5-year contract with Bears (7/29/04). **SIGNED through 2008**

**2006 SEASON:** Selected as a starter for the 2007 Pro Bowl despite being placed on injured reserve in Week 15 (12/12) after recording a career-high 5.0 sacks... At the time of injury, was 2nd on the team with 7 QB hits and 3rd in sacks and tied for 5th in NFL in sacks among defensive tackles... Played in Games 1-12, starting Games 1-6 and 8-12; Inactive Game 13... Tied for third on defensive line and tied for 10th on team with 48 tackles including 2 TFLs with 1 forced fumble and a fumble recovery... Selected to the *Pro Football Weekly*/PFWA All-NFC Team while earning NFC Defensive Player of the Week honors on two separate occasions (9/17 vs. DET; 10/1 vs. SEA), registering 2 sacks in each game... Had streak of 38 consecutive starts snapped on 10/29 vs. SF when playing as a reserve, while his streak of 43 consecutive games played came to an end after missing the 12/11 contest at STL due to a hamstring injury... Placed on Injured Reserve (12/12). **GAMES PLAYED-STARTED: 12-11**

**PREVIOUS SEASONS: 2005** - Earned first Pro Bowl selection as NFC's starting DT while also being tabbed a second-team All-Pro by the AP... Ranked 3rd on D-line and 8th on Bears with 59 tackles including 3 sacks, 7 TFLs, 2 forced fumbles and 2 fumble recoveries... Started Games 1-16 at DT - 1 of 4 Bears defenders to start every game. **2004** - Enjoyed productive rookie campaign, earning starting spot in training camp and starting all 16 games... Compiled 58 tackles and 3.5 sacks to rank 3rd on Bears' D-line in both categories and added 6 TFLs and 1 forced fumble... Tied for 9th in NFL for most sacks by a rookie and tied for 2nd for sacks by a rookie DT.

**COLLEGE:** Two-time first-team All-American and 3-time all-Big 12 DT during his 3-year career at Oklahoma (2001-03), starting 37 of 38 career games played while recording 94 tackles (49 solos), 9 sacks, 33 TFLs, 4 PBUs, 2 fumble recoveries and 1 forced fumble... Concluded career as consensus first-team All-American, winner of the 2003 Lombardi Award as the nation's top interior lineman and also a finalist for the Bednarik Award (top defensive player), Nagurski Award (Defensive Player-of-the-Year) and Walter Camp Player of the Year Award... All-Big 12 first-teamer started the final 13 games as a junior, helping OU to the BCS National Championship game in the Sugar Bowl with 37 tackles including 10 TFLs and 5 sacks on the season... As a sophomore, the first-team All-American and consensus all-Big 12 first-team member was a finalist for the Lombardi and Bednarik Awards while battling through a nagging groin strain to post 25 tackles, 2 sacks, 6 TFLs, 16 QB pressures, 2 PBUs, 1 fumble recovery and start all 12 games... Burst onto scene as a true freshman, chosen as a first-team All-American, a consensus all-Big 12 first-team pick and Freshman Defensive Player-of-the-Year... Majored in university studies.



**PERSONAL:** Earned All-American accolades after posting 70 solo tackles and 9 sacks as a senior at Ellison H.S. in Killeen, Texas... Named first-team All-American by *USA Today*... Honored as a Prep Star Dream Team member and added Tom Lemming's Super Team and Super Prep's National Top 100 honors... Selected to play in the inaugural National High School Football All-Star Game and also attended the Nike Camp where he was selected MVP... Cousin of Detroit Lions G Stockar McDougale and Philadelphia Eagles DE Jerome McDougale... Son of Janie and Tommie Harris, Sr... Completed trip to Liberia in 2005 with former NFL players Lee Roy and Dewey Selmon in May to build a school for an orphanage in a war-torn region of that country.

### Tommie Harris' NFL Statistics

#### REGULAR SEASON

		Tackles							Interceptions					Fumbles			Misc.	
Year	Team	GP	GS	Tot	S	A	Sk	Yds	No	Yds	Lg	TD	PD	FF	FR	Yds	TFL	STT
2004	Chicago	16	16	58	33	25	3.5	18.0	0	0	0	0	0	1	0	0	6	0
2005	Chicago	16	16	59	38	21	3.0	16.0	0	0	0	0	0	2	2	0	7	0
2006	Chicago	12	11	48	30	18	5.0	30.0	0	0	0	0	0	1	1	17	2	0
NFL totals		44	43	165	101	64	11.5	64.0	0	0	0	0	0	4	3	17	15	0

#### POSTSEASON

		Tackles							Interceptions					Fumbles			Misc.	
Year	Team	GP	GS	Tot	S	A	Sk	Yds	No	Yds	Lg	TD	PD	FF	FR	Yds	TFL	STT
2005	Chicago	1	1	1	1	0	0.0	0.0	0	0	0	0	0	0	0	0	1	0
2006	Chicago	0	0	0	0	0	0.0	0.0	0	0	0	0	0	0	0	0	0	0
Postseason		1	1	1	1	0	0.0	0.0	0	0	0	0	0	0	0	0	1	0

#### SEASON / CAREER / PLAYOFF HIGHS

	2006	Career	Playoff
Tackles	.6 vs. MIA (11/5)	.8 vs. WAS (10/17/04)	1 vs. CAR (1/15/06)
Solos	.5 vs. SEA (10/1)	.6 vs. ATL (12/18/05)	1 vs. CAR (1/15/06)
Sacks	.2, two times	Same	None
Tackles For Loss	.1, two times	.2, three times	1 vs. CAR (1/15/06)

#### TOMMIE HARRIS' GAME-BY-GAME DEFENSIVE STATS

25-18 Regular Season Starting Record (0-1 Postseason)

##### 2004 CHICAGO BEARS

Date	W/L	Opp.	Tkls-S	TFL	PD	INT-Yds	Sk-YL
9/12*	L	DET	5-3	0	0	0-0	0-0
9/19*	W	at GB	3-1	0	0	0-0	0-0
9/26*	L	at MIN	5-5	0	0	0-0	1-3
10/3*	L	PHI	3-1	0	0	0-0	0.5-3
10/17*	L	WAS	8-4	1	0	0-0	0-0
10/24*	L	at TB	6-3	2	0	0-0	1-8
10/31*	W	SF	2-0	0	0	0-0	0-0
11/7*	W	at NYG	4-1	0	0	0-0	1-4
11/14*	W	at TEN	4-3	0	0	0-0	0-0
11/21*	L	IND	3-3	0	0	0-0	0-0
11/25*	L	at DAL	6-3	1	0	0-0	0-0
12/5*	W	MIN	0-0	0	0	0-0	0-0
12/12*	L	at JAX	2-2	2	0	0-0	0-0
12/19*	L	HOU	2-1	0	0	0-0	0-0
12/26*	L	at DET	3-2	0	0	0-0	0-0
1/2*	L	GB	2-1	0	0	0-0	0-0
<b>Totals</b>	<b>5-11</b>		<b>58-33</b>	<b>6</b>	<b>0</b>	<b>0-0</b>	<b>3.5-18</b>

##### 2005 CHICAGO BEARS

Date	W/L	Opp.	Tkls-S	TFL	PD	INT-Yds	Sk-YL
9/11*	L	at WAS	3-1	0	0	0-0	0-0
9/18*	W	DET	4-2	0	0	0-0	0-0
9/25*	L	CIN	5-3	0	0	0-0	0-0
10/9*	L	at CLE	5-4	1	0	0-0	1-5
10/16*	W	MIN	5-4	1	0	0-0	1-3
10/23*	W	BALT	3-1	0	0	0-0	0-0
10/30*	W	at DET	3-1	0	0	0-0	0-0
11/6*	W	at NO	4-3	1	0	0-0	0-0
11/13*	W	SF	7-4	1	0	0-0	0-0

11/20*	W	CAR	4-4	1	0	0-0	1-8
11/27*	W	at TB	3-1	0	0	0-0	0-0
12/4*	W	GB	3-1	0	0	0-0	0-0
12/11*	L	at PIT	1-0	0	0	0-0	0-0
12/18*	W	ATL	6-6	2	0	0-0	0-0
12/25*	W	at GB	2-2	0	0	0-0	0-0
1/1*	L	at MIN	1-1	0	0	0-0	0-0
<b>Totals</b>	<b>11-5</b>		<b>59-38</b>	<b>7</b>	<b>0</b>	<b>0-0</b>	<b>3.0-16</b>

##### POSTSEASON

1/15*	L	CAR	1-1	1	0	0-0	0-0
-------	---	-----	-----	---	---	-----	-----

##### 2006 CHICAGO BEARS

*Inactive game 14; placed on Injured Reserve and missed*

*games 15-17 and playoffs*

Date	W/L	Opp.	Tkls-S	TFL	PD	INT-Yds	Sk-YL
9/10*	W	at GB	4-3	1	0	0-0	0-0
9/17*	W	DET	5-4	0	0	0-0	2-5
9/24*	W	at MIN	5-3	0	0	0-0	1-5
10/1*	W	SEA	5-5	0	0	0-0	2-20
10/8*	W	BUF	0-0	0	0	0-0	0-0
10/16*	W	at ARZ	5-4	1	0	0-0	0-0
10/29	W	SF	3-0	0	0	0-0	0-0
11/5*	L	MIA	6-2	0	0	0-0	0-0
11/12*	W	at NYG	5-4	0	0	0-0	0-0
11/19*	W	at NYJ	4-1	0	0	0-0	0-0
11/26*	L	at NE	2-2	0	0	0-0	0-0
12/3*	W	MIN	4-2	0	0	0-0	0-0
<b>Totals</b>	<b>9-2</b>		<b>48-30</b>	<b>2</b>	<b>0</b>	<b>0-0</b>	<b>5.0-30</b>

\*Denotes Game Started

*Bold Italic denotes led or tied for team lead*



# DEVIN HESTER

## RETURN SPECIALIST

Height: 5-11 Weight: 186

Age: 24

College: Miami

Bears Season: 2

NFL Season: 2

Acquired: 2nd round of the 2006 draft

# 23

**PRO CAREER:** Slated to add his explosiveness to Bears offense in his second season after setting a league record with 6 return touchdowns in a single-season during his rookie campaign... The 2007 Pro Bowl return man also set the NFL mark for most combined kick return TDs in a season with 5 (3 punt return, 2 kick return)... Became first Bears rookie selected to the Pro Bowl since Brian Urlacher (2001)... The first-team All-Pro selection by the *Associated Press*, *Sports Illustrated*, *USA Today Sports Weekly*, *The Sporting News* and ESPN.com became the first player in NFL history to return the opening kickoff of a Super Bowl for a touchdown when he returned Super Bowl XLI's first play 92 yards for a score... Tied teammate Nathan Vasher's record for longest play in NFL history with a 108-yard missed field goal return TD at NYG (11/12/06)... Became sixth player in NFL history to record 2 kick returns for touchdowns in the same game with returns of 94 and 96 yards at STL (12/11/06)... Set single-season franchise record in 2006 with 600 punt return yards and 3 punt return TDs while ranking 3rd with 47 punt returns and 4th with a 12.8 yards per punt return average... Also established franchise single-game records with 152 punt return yards at ARZ (10/16/06) and 225 kickoff return yards at STL (12/11/06)... Tied Bears all-time mark and set franchise single-season record with 3 punt return TDs... Named to *Pro Football Weekly*/PFWA's All-NFL, All-NFC and All-Rookie teams as a punt returner and the All-NFC and All-Rookie teams as a kick returner after leading NFL in punt returns (47) and punt return yards (600), while finishing 2nd in NFL in punt return average (12.8) and 5th in kickoff return average (26.4 on 20 returns for 528 yards)... Had NFL-high 11 punt returns of 20 or more yards in 2006, the most in the league since 1997 (Karl Williams, TB, 12)... Returned punt 84 yards for a TD in NFL debut at GB (9/10/06) to become first Bears rookie in 51 years to return a punt for a score in his first game (Perry Jeter, vs. BAL, 9/30/56)... Three-time NFC Special Teams Player of the Week honoree (at NYG, 11/12/06; vs. MIN, 12/3/06; at STL, 12/11/06) earned NFC Special Teams Player of the Month in December of 2006 with 3 return TDs during that month... Became third player in NFL history to return at least two punts for TDs of 80 or more yards as a rookie... Saw time as a reserve cornerback registering 11 tackles and 1 PBU... Rookie recipient of the Brian Piccolo Award, voted by his teammates.

**CAREER TRANSACTIONS:** Entered NFL as a second-round selection (57th overall) by Chicago in the 2006 NFL Draft... Signed 4-year contract with Bears (7/3/06). **SIGNED through 2009**

**2006 SEASON:** Played all 16 games during All-Pro and Pro Bowl rookie season, leading the NFL in punt returns (47) and punt return yards (600) while tied for the lead with 3 punt return TDs and 2nd in punt return average at 12.8 (led NFC)... Also led NFC in kick return average (5th in the NFL) at 26.4 on 20 returns for 528 yards while tying for league lead with 2 kickoff return TDs... Saw time on defense as a reserve cornerback recording 11 tackles and 1 PBU... Returned a punt 84-yards for a TD in NFL debut at GB (9/10)... Returned punt 83 yards for the game winning score with under 3 minutes remaining at ARZ (10/16) to cap a comeback from 20-points down in the second half while setting a Bears single-game record with 152 punt return yards... Earned 1st career NFC Special Teams Player of the Week award (11/12) after tying the record for longest play in NFL history with a 108-yard missed field goal return, one-day shy of the anniversary of teammate Nathan Vasher's original 108-yard record-setting missed field goal return... Earned 2nd Special Teams Player of the Week award vs. MIN (12/3) after setting a Bears record with his 3rd punt return TD of the season on a 45-yard scoring return... Earned 2nd consecutive and 3rd NFC Special Teams Player of the Week honor overall after setting an NFL record with his 5th (94-yard kick return) and 6th (96-yard kick return) return touchdowns of the season at STL (12/11), while also earning NFC Special Teams Player of the Month in December... During Super Bowl XLI (2/4/07) became 8th player in NFL history to return a kickoff for a touchdown in a Super Bowl and first to do so on the game's opening kick. **GAMES PLAYED-STARTED: 16-0**

**COLLEGE:** Played offense, defense and special teams for the Miami Hurricanes (2003-05), starting games at cornerback, nickel back, running back and fullback while seeing time at wide receiver and returning punts and kickoffs during his collegiate career in which he returned 6 kicks for TDs (2 kickoffs, 4 punts)... Played primarily as a CB tallying 12 tackles, 1 sack, 1 TFL, 1 INT and 2 PBUs during junior season while seeing some time on offense by the end of the season gaining 70 yards on 8 rushes and catching 3 passes for 15 yards while appearing in 10 games and starting 1 contest... Ranked 2nd in ACC and 13th in NCAA with a 14.2-yard punt return average while earning all-ACC honors... Named to Walter Camp All-America team as NCAA's best kick return-



er, selected by *The Sporting News* as the top kickoff returner and tabbed first-team all-ACC as a kick returner as a sophomore after ranking 9th in the nation averaging 26.6 yards per return with 1 TD return... Finished 5th in NCAA with a 17.6 punt return average and returned 3 punts for TDs... His 4 TDs off returns were the second-most in the country and tied Santana Moss' single-season school record, while becoming first Hurricane to return 2 punts for TDs in a game (vs. Louisiana Tech)... Began season at CB but started at 4 different positions in 2004 and led team with 4 INTs, adding 12 tackles and 2 PBUs... As a freshman, played WR and returned kicks ranking 6th nationally in kickoff return average at 28.7 yards per return while adding 116 yards on 4 catches (29.0 avg)... Captured 2004 Big East indoor long jump title as a member of Canes track and field team... Majored in liberal arts.

**PERSONAL:** Attended Suncoast H.S. in Riviera Beach, Fla. playing football for coach Jimmy Bell... Widely regarded as one of the top recruits in the nation as a senior and was selected a Parade All-American and *USA Today* first-team All-American... Rated the No. 1 prospect in Florida and No. 6 player in the nation regardless of position by SuperPrep... Tabbed as the top defensive back prospect coming out of high school in Florida by numerous publications and earned first-team all-state honors as a senior... Rushed for 1,014 yards and 12 TDs on 94 carries while gaining 1,028 yards on 38 catches with 9 TDs in addition to throwing 5 TDs and 225 yards during senior season... On defense, tallied 156 tackles with 3 sacks, 3 forced fumbles and 1 fumble recovery as a senior... Also a track standout and received All-America accolades and ranked 2nd nationally in the long jump as a junior.

### Devin Hester's NFL Statistics

#### REGULAR SEASON

Year	Team	GP	KR	Yds	Avg	Lg	TD	PR	FC	Yds	Avg	Lg	TD
------	------	----	----	-----	-----	----	----	----	----	-----	-----	----	----

2006 Chicago 16 20 528 26.4 96t 2 47 12 600 12.8 84t 3  
**ADDITIONAL STATS:** Touchdowns - 6: 84-yard punt return at GB (9/10/06), 83-yard punt return at ARZ (10/16/06), 108-yard missed field goal return at NYG (11/12/06), 45-yard punt return vs. MIN (12/3/06), 94-yard kickoff return at STL (12/11/06), 96-yard kickoff return at STL (12/11/06); Playoffs - 1: 92-yard kickoff return vs. IND (Super Bowl XLI, 2/4/07). Tackles - 11 (8 solo). Passes Defensed - 1.

#### POSTSEASON

Year	Team	GP	KR	Yds	Avg	Lg	TD	PR	FC	Yds	Avg	Lg	TD
------	------	----	----	-----	-----	----	----	----	----	-----	-----	----	----

2006 Chicago 3 7 184 26.3 92t 1 6 2 32 5.3 14 0

#### SEASON / CAREER / PLAYOFF HIGHS

	2006	Career	Playoff
Punt Returns	16, two times	Same	3 vs. SEA (1/14/07)
Punt Return Yards	152 at ARZ (10/16)	Same	24 vs. NO (1/21/07)
Longest Punt Return	84t at GB (9/10)	Same	14 vs. NO (1/21/07)
Kickoff Returns	5 vs. TB (12/17)	Same	3, two times
Kickoff Return Yards	225 at STL (12/11)	Same	92 vs. IND (SB XLI)
Longest Kickoff Return	96t at STL (12/11)	Same	92t vs. IND (SB XLI)

#### DEVIN HESTER'S GAME-BY-GAME STATS

0-0 Regular Season Starting Record (0-0 Postseason)

#### 2006 CHICAGO BEARS

Date	W/L	Opp.	PR	PR Yds	PR Avg	FC	Lg	TD	KR	KR Yds	KR Avg	Lg	TD
9/10	W	at GB	5	104	20.8	0	84t	1	0	0	0.0	0	0
9/17	W	DET	4	12	3.0	0	12	0	0	0	0.0	0	0
9/24	W	at MIN	3	12	4.0	0	6	0	1	13	13.0	13	0
10/1	W	SEA	5	45	9.0	0	26	0	0	0	0.0	0	0
10/8	W	BUF	4	42	10.5	0	21	0	0	0	0.0	0	0
10/16	W	at ARZ	6	152	25.3	1	83t	1	1	24	24.0	24	0
10/29	W	SF	1	42	42.0	1	42	0	0	0	0.0	0	0
11/5	L	MIA	2	11	5.5	1	11	0	0	0	0.0	0	0
11/12	W	at NYG	2	0	0.0	0	3	0	0	0	0.0	0	0
11/19	W	at NYJ	1	7	7.0	1	7	0	0	0	0.0	0	0
11/26	L	at NE	0	0	0.0	2	0	0	1	21	21.0	21	0
12/3	W	MIN	2	70	35.0	0	45t	1	3	68	22.7	27	0
12/11	W	at STL	1	21	21.0	2	21	0	4	225	56.3	96t	2
12/17	W	TB	6	63	10.5	0	32	0	5	76	15.2	28	0
12/24	W	at DET	3	18	6.0	3	9	0	1	22	22.0	22	0
12/31	L	GB	2	1	0.5	1	1	0	4	79	19.8	24	0
<b>Totals 0-0</b>			<b>47</b>	<b>600</b>	<b>12.8</b>	<b>12</b>	<b>84t</b>	<b>3</b>	<b>20</b>	<b>528</b>	<b>26.4</b>	<b>96t</b>	<b>2</b>

#### POSTSEASON

1/14	W	SEA	3	5	1.7	1	5	0	3	53	17.7	20	0
1/21	W	NO	2	24	12.0	0	14	0	3	39	13.0	19	0
2/4	L	IND	1	3	3.0	1	3	0	1	92	92.0	92t	1
<b>Totals 0-0</b>			<b>6</b>	<b>32</b>	<b>5.3</b>	<b>2</b>	<b>14</b>	<b>0</b>	<b>7</b>	<b>184</b>	<b>26.3</b>	<b>92t</b>	<b>1</b>



# HUNTER HILLENMEYER

## LINEBACKER

Height: 6-4 Weight: 238

Age: 26

College: Vanderbilt

Bears Season: 5

NFL Season: 5

Acquired: Waived free agent in 2003 (GB)

# 92

Hillenmeyer

**PRO CAREER:** A starting linebacker the past 3 seasons, Hillenmeyer ranks 4th on the team with 229 tackles over that span... The fifth-year vet has played in 57 career games with 36 starts, including a career-high 13 starts at strongside linebacker in 2006... One of just 4 players with at least 60 tackles as a Bear in each of the previous 3 seasons (Briggs, A. Brown, Urlacher)... A solid special teams performer, his 30 special teams tackles over the first 4 years of his career are 7th most by a Bears player during that time... Has started 3 of 4 postseason appearances with 19 tackles and 1 PBU... Set a career-high with 90 tackles in 2004 while starting 11 games, 4 at SLB and 7 at MLB for injured Urlacher... His career high 12 special teams tackles as a rookie helped solidify Chicago's special teams in 2003.

**CAREER TRANSACTIONS:** Entered NFL as a fifth-round selection (166th overall) by Green Bay in the 2003 NFL Draft... Waived by the Packers (9/10/03)... Signed to Chicago's practice squad (9/13/03)... Signed to Bears 53-man roster (10/2/03)... Signed 5-year extension (6/29/06). **SIGNED through 2011**

**2006 SEASON:** Started career-high 13 regular season games at strongside linebacker, finishing 6th on the Bears with 68 tackles... Added 2 TFLs, 1 fumble recovery and a career-high 3 PBUs... Saw action in Games 1 and 3-16, starting Games 1, 3, 5 and 7-16 at SLB; Inactive Game 2... Also started Divisional Playoff vs. SEA (1/14/07) and Super Bowl XLI (2/4/07), playing as a reserve in the NFC Championship Game vs. NO (1/21/07) with the Bears opening in a 5-DB set. **GAMES PLAYED-STARTED: 15-13**

**PREVIOUS SEASONS:** **2005** - Ranked 7th on Chicago with 71 tackles including 5 TFLs, 1 sack, 1 INT and 2 PBUs while starting 12 of the first 13 games at SLB before a thumb injury sidelined him for the final 3 regular season games... Ranked 7th on Bears with 9 special teams tackles... Played in Games 1-13 - starting at SLB in Games 1-2, 4-13; Inactive for Games 14-16 with thumb injury. **2004** - Started 11 games while appearing in all 16 and establishing career-highs with 90 tackles and 2.5 sacks, ranking 4th and 5th on the Bears, respectively... Started Games 3-4, 10-11, 14-16 at MLB for injured Urlacher and Games 5, 8-9 and 12 at SLB... First NFL start came at MLB for injured Urlacher at MIN (9/26) and led team with 8 tackles, 1 TFL and returned a fumble 13 yards before a lateral to Briggs for 11 yards; second Bears LB in as many seasons to lead the team in tackles in his first NFL start after Briggs did so in 2003... Made first career start at SLB vs. WAS (10/17). **2003** - Tied for 5th on Chicago with 12 special teams tackles as a rookie, playing 13 games on special teams... Joined Bears practice squad in Week 2 after being waived by Green Bay... Signed to active roster and made his NFL debut vs. OAK (10/5), equaling the team lead with 2 special teams tackles.

**COLLEGE:** Four-year letterwinner at Vanderbilt (1999-2002) saw action in 45 games, starting the final 23 (every contest from 2000-02) and tallying 249 tackles (165 solos) and 6.5 sacks... As a senior, was 1 of 6 Division I-A football National Scholar-Athletes earned first-team all-SEC and first-team Academic All-America honors while leading nation in tackles per game (14.0)... Graduated with a double major (economics and human and organizational development) and 3.8 GPA.

**PERSONAL:** Two-time all-state, all-region and all-district selection at Nashville's Montgomery Bell Academy playing LB, DE, TE and P... Lettered 3 years in football, 3 years in track and 2 years in tennis... Worked during college with the Boys and Girls Clubs and Special Olympics... Born Hunter Taverner Hillenmeyer in Nashville... Father, Henry, owns a chain of Nashville restaurants and was on the basketball and crew teams at Yale... The youngest of 5 boys, his older brother, Taylor, played golf at the University of Miami (Fla.).



## Hunter Hillenmeyer's NFL Statistics

## REGULAR SEASON

Year	Team	GP	GS	Tackles					Interceptions					Fumbles			Misc.	
				Tot	S	A	Sk	Yds	No	Yds	Lg	TD	PD	FF	FR	Yds	TFL	STT
2003	Chicago	13	0	0	0	0	0.0	0.0	0	0	0	0	0	0	0	0	0	12
2004	Chicago	16	11	90	50	40	2.5	17.5	0	0	0	0	1	1	1	13	4	5
2005	Chicago	13	12	71	38	33	1.0	11.0	1	0	0	0	2	0	0	0	5	9
2006	Chicago	15	13	68	32	36	0.0	0.0	0	0	0	0	3	0	1	0	2	4
NFL totals		57	36	229	120	109	3.5	28.5	1	0	0	0	6	1	2	13	11	30

## POSTSEASON

Year	Team	GP	GS	Tackles					Interceptions					Fumbles			Misc.	
				Tot	S	A	Sk	Yds	No	Yds	Lg	TD	PD	FF	FR	Yds	TFL	STT
2005	Chicago	1	1	8	6	2	0.0	0.0	0	0	0	0	0	0	0	0	0	0
2006	Chicago	3	2	11	4	7	0.0	0.0	0	0	0	0	1	0	0	0	0	3
Postseason		4	3	19	10	9	0.0	0.0	0	0	0	0	1	0	0	0	0	3

## SEASON / CAREER / PLAYOFF HIGHS

	2006	Career	Playoff
Tackles	9 at NE (11/26)	13 vs. PHI (10/3/04)	8 vs. CAR (1/15/06)
Solos	4 vs. GB (12/31)	7 vs. PHI (10/3/04)	6 vs. CAR (1/15/06)
Tackles For Loss	1, two times	2 vs. MIN (10/16/05)	None
Interceptions	None	1 at NO (11/6/05)	None
Special Teams Tackles	1, four times	3 at TB (11/27/05)	2 vs. IND (SB XLI)

## HUNTER HILLENMEYER'S GAME-BY-GAME DEFENSIVE STATS

22-14 Regular Season Starting Record (1-2 Postseason)

## 2003 CHICAGO BEARS

Signed to Bears practice squad in Week 2; Signed to 53-man roster in Week 4, playing 13 games on special teams.

## 2004 CHICAGO BEARS

Date	W/L	Opp.	Tkls-S	TFL	PD	INT-Yds	Sk-YL
9/12	L	DET	0-0	0	0	0-0	0-0
9/19	W	at GB	0-0	0	0	0-0	0-0
9/26*	L	at MIN	8-4	1	0	0-0	0-0
10/3*	L	PHI	13-7	1	1	0-0	0-0
10/17*	L	WAS	1-1	0	0	0-0	0-0
10/24	L	at TB	9-6	1	0	0-0	0-0
10/31	W	SF	3-1	0	0	0-0	0-0
11/7*	W	at NYG	2-1	0	0	0-0	0-0
11/14*	W	at TEN	4-4	0	0	0-0	1-4
11/21*	L	IND	10-4	0	0	0-0	0-0
11/25*	L	at DAL	11-5	1	0	0-0	0-0
12/5*	W	MIN	6-2	0	0	0-0	0.5-5.5
12/12	L	at JAX	3-1	0	0	0-0	0-0
12/19*	L	HOU	6-4	0	0	0-0	1-8
12/26*	L	at DET	9-6	0	0	0-0	0-0
1/2*	L	GB	5-4	0	0	0-0	0-0
Totals 3-8			90-50	4	1	0-0	2.5-17.5

## 2005 CHICAGO BEARS

Date	W/L	Opp.	Tkls-S	TFL	PD	INT-Yds	Sk-YL
9/11*	L	at WAS	2-2	0	0	0-0	0-0
9/18*	W	DET	0-0	0	0	0-0	0-0
9/25	L	CIN	6-2	1	0	0-0	0-0
10/9*	L	at CLE	9-3	0	0	0-0	0-0
10/16*	W	MIN	7-3	2	0	0-0	0-0
10/23*	W	BALT	5-2	0	1	0-0	0-0
10/30*	W	at DET	9-6	1	0	0-0	0-0
11/6*	W	at NO	7-5	0	0	1-0	1-11
11/13*	W	SF	6-4	1	0	0-0	0-0
11/20*	W	CAR	2-2	0	0	0-0	0-0
11/27*	W	at TB	7-2	0	0	0-0	0-0

12/4*	W	GB	5-3	0	0	0-0	0-0
12/11*	L	at PIT	6-4	0	1	0-0	0-0
12/18	W	ATL	INACTIVE				
12/25	W	at GB	INACTIVE				
1/1	L	at MIN	INACTIVE				
Totals 9-3			71-38	5	2	1-0	1-11

## POSTSEASON

1/15*	L	CAR	8-6	0	0	0-0	0-0
-------	---	-----	-----	---	---	-----	-----

## 2006 CHICAGO BEARS


Date	W/L	Opp.	Tkls-S	TFL	PD	INT-Yds	Sk-YL
9/10*	W	at GB	2-1	0	0	0-0	0-0
9/17	W	DET	INACTIVE				
9/24*	W	at MIN	6-2	1	0	0-0	0-0
10/1	W	SEA	1-1	0	0	0-0	0-0
10/8*	W	BUF	4-2	0	0	0-0	0-0
10/16*	W	at ARZ	7-2	0	0	0-0	0-0
10/29	W	SF	3-2	0	0	0-0	0-0
11/5*	L	MIA	4-3	1	0	0-0	0-0
11/12*	W	at NYG	3-1	0	1	0-0	0-0
11/19*	W	at NYJ	4-2	0	0	0-0	0-0
11/26*	L	at NE	9-3	0	1	0-0	0-0
12/3*	W	MIN	3-2	0	0	0-0	0-0
12/11*	W	at STL	6-3	0	0	0-0	0-0
12/17*	W	TB	5-2	0	1	0-0	0-0
12/24*	W	at DET	6-2	0	0	0-0	0-0
12/31*	L	GB	5-4	0	0	0-0	0-0
Totals 10-3			68-32	2	3	0-0	0-0

## POSTSEASON

1/14*	W	SEA	5-2	0	1	0-0	0-0
1/21	W	NO	2-1	0	0	0-0	0-0
2/4*	L	IND	4-1	0	0	0-0	0-0
Totals 1-1			11-4	0	1	0-0	0-0

\*Denotes Game Started

Bold Italic denotes led or tied for team lead



# ISRAEL IDONIJE

## DEFENSIVE END

Height: 6-6 Weight: 275

Age: 26

College: Manitoba

Bears Season: 4

NFL Season: 4

Acquired: Waived free agent in 2003 (CLE)

# 71

Idonije

**PRO CAREER:** Participated in 39 games over last 3 seasons with the Bears, with 2 starts at LDE, recording 48 tackles, 2 sacks, 3 TFLs, 2 PBUs and 17 special teams tackles... Has appeared in 4 postseason contests gathering 1 sack among 2 tackles... Joined Chicago's practice squad during the second half of the 2003 season after beginning his NFL career with Cleveland.

**CAREER TRANSACTIONS:** Entered NFL as an undrafted free agent, signing with Cleveland (5/2/03)... Signed to Chicago's practice squad (11/18/03)... Signed to reserve/futures list (12/30/03) and allocated to NFL Europe (2/18/04)... Signed offer sheet with Buffalo that was matched by Chicago (3/22/06)... Signed 4-year contract with Bears (3/27/06). **SIGNED through 2009**

**2006 SEASON:** Registered 11 tackles with 1 PBU and 2 fumble recoveries (1 on defense and 1 on special teams) with 1 QB Hit... Blocked a 37-yard field goal attempt vs. MIA (11/5)... Added a career-high 10 special teams tackles while participating in 13 games, starting Game 5 at LDE; Inactive Games 1-3 due to an ankle injury... Participated in all 3 playoff contests recording 1st career postseason sack in the NFC Championship Game vs. NO (1/21/07) among 2 tackles, while adding 1 special teams tackle. **GAMES PLAYED-STARTED: 13-1**

**PREVIOUS SEASONS:** **2005** - Recorded 16 tackles with 1 sack, 1 TFL and added 6 special teams tackles while starting 1 of the 11 games played... Participated on special teams and as a reserve DL in Games 5-9, 11-16; Inactive Games 1-4, 10. **2004** - Participated in 15 games as a reserve D-lineman and on special teams recording 21 tackles including 1 sack, 2 TFLs and adding 1 special teams tackle... Tallied first NFL sack vs. SF (10/31). **2003** - Finished rookie season on Chicago's practice squad after beginning the campaign with Cleveland before being waived injured (9/30)... Member of Bears practice squad for Weeks 12-17.

**COLLEGE:** As a senior in 2002, led Manitoba Bisons with career-high 9 sacks and 31 tackles en route to team MVP honors... Also named Canada West All-Star, CIS first-team All-Canadian selection, Manitoba Male Athlete-of-the-Year and the 2002 Canada West J.P. Metras Trophy winner, for outstanding lineman in Canadian University Football... Majored in arts.

**PERSONAL:** Named the winner of the H.L. Krug Crawford Award, emblematic of sporting excellence in Western Manitoba, making him the first-ever football player to receive the recognition... Named the Manitoba Male Athlete-of-the-Year by the Manitoba Sportswriters and Sports Broadcasters Association in 2002... Inducted into Manitoba's Order of the Buffalo Hunt in 2007, which recognizes individuals who have made outstanding and distinctive contributions to society and their community... Born in Lagos, Nigeria.



## Israel Idonije's NFL Statistics

## REGULAR SEASON

Year	Team	GP	GS	Tackles					Interceptions					Fumbles			Misc.	
				Tot	S	A	Sk	Yds	No	Yds	Lg	TD	PD	FF	FR	Yds	TFL	STT
2004	Chicago	15	0	21	13	8	1.0	13.0	0	0	0	0	0	0	0	0	2	1
2005	Chicago	11	1	16	10	6	1.0	8.0	0	0	0	0	1	0	0	0	1	6
2006	Chicago	13	1	11	5	6	0.0	0.0	0	0	0	0	1	0	1	0	0	10
NFL totals		39	2	48	28	20	2.0	21.0	0	0	0	0	2	0	1	0	3	17

ADDITIONAL STATS: Field Goal Blocks - 1; vs. MIA (Nov. 5, 2006)

## POSTSEASON

Year	Team	GP	GS	Tackles					Interceptions					Fumbles			Misc.	
				Tot	S	A	Sk	Yds	No	Yds	Lg	TD	PD	FF	FR	Yds	TFL	STT
2005	Chicago	1	0	0	0	0	0.0	0.0	0	0	0	0	0	0	0	0	0	1
2006	Chicago	3	0	2	2	0	1.0	6.0	0	0	0	0	0	0	0	0	0	1
Postseason		4	0	2	2	0	1.0	6.0	0	0	0	0	0	0	0	0	0	2

## SEASON / CAREER / PLAYOFF HIGHS

	2006	Career	Playoff
Tackles	4 at ARZ (10/16)	6 vs. GB (1/2/05)	2 vs. NO (1/21/07)
Solos	2 vs. GB (12/31)	4 vs. GB (1/2/05)	2 vs. NO (1/21/07)
Sacks	None	1, two times	1 vs. NO (1/21/07)
Tackles For Loss	None	1, three times	None
Special Teams Tackles	4 at NYG (11/12)	Same	1, two times

## THE BRIAN PICCOLO AWARD

Bear veterans vote the **Brian Piccolo Award** to the rookie who best exemplifies the courage, loyalty, teamwork, dedication, and sense of humor of the late Brian Piccolo. In 1992, the award was expanded to include a veteran who possesses the same qualities.

In his senior season at Wake Forest (1964), Piccolo led the nation in scoring (111 points) and rushing (1,044 yards). Signed with the Bears as an undrafted free agent, he spent a season on the taxi squad, and in four subsequent years he rushed 258 times for 927 yards and four touchdowns. He also caught 58 passes for 537 yards and one TD.

Piccolo died of embryonal cell carcinoma on June 16, 1970. He was 26 years old and left his wife, Joy, three daughters, and legions of friends.

1970	Glen Holloway (G)	1988	James Thornton (TE)	1998	Bobby Engram (WR)
1971	Jerry Moore (S)		Mickey Pruitt (LB)		Tony Parrish (S)
1972	Jim Osborne (DT)	1989	Trace Armstrong (DE)	1999	Marcus Robinson (WR)
1973	Wally Chambers (DT)	1990	Mark Carrier (S)		Jerry Azumah (CB)
1974	Fred Pagac (TE)	1991	Chris Zorich (DT)	2000	Clyde Simmons (DE)
1975	Roland Harper (RB)	1992	Mike Singletary (LB)		Brian Urlacher (LB)
1976	Brian Baschnagel (WR)		Troy Auzenne (T)	2001	James Williams (T)
1977	Ted Albrecht (T)	1993	Tom Waddle (WR)		Anthony Thomas (RB)
1978	John Skibinski (RB)		Myron Baker (LB)	2002	Phillip Daniels (DE)
1979	Dan Hampton (DE)		Todd Perry (T)		Alex Brown (DE)
1980	Bob Fisher (TE)	1994	Shaun Gayle (S)	2003	Olin Kreutz (C)
1981	Mike Singletary (LB)		Raymont Harris (RB)		Charles Tillman (CB)
1982	Jim McMahon (QB)	1995	Erik Kramer (QB)	2004	Olin Kreutz (C)
1983	Jim Covert (T)		Rashaan Salaam (RB)		Tommie Harris (DT)
1984	Shaun Gayle (S)	1996	Chris Zorich (DT)	2005	John Tait (T)
1985	Kevin Butler (K)		Bobby Engram (WR)		Chris Harris (S)
1986	Neal Anderson (RB)	1997	Ryan Wetnight (TE)	2006	Olin Kreutz (C)
1987	Ron Morris (WR)		John Allred (TE)		Devin Hester (DT)
			Van Hiles (S)		



# LEON JOE

## LINEBACKER

Height: 6-1 Weight: 235

Age: 25

College: Maryland

Bears Season: 3

NFL Season: 4

Acquired: Waived free agent in 2005 (ARZ)

# 53

**PRO CAREER:** Ranks 3rd on Bears over past 2 seasons recording 31 of his 32 career special teams tackles, finishing 2nd on the roster in 2005 with a career high 20... Has added 22 defensive tackles in 28 career games played over 3 seasons, with 1 start at strongside linebacker in 2005... Has appeared in 2 postseason contests with 1 tackle... After making his NFL debut with Chicago in the 2004 season opener, finished his rookie season seeing limited playing time with Arizona.

**CAREER TRANSACTIONS:** Entered NFL as a fourth-round selection (112th overall) by Chicago in the 2004 NFL Draft... Signed contract with Bears (6/9/04)... Waived by Chicago (9/15/04)... Claimed off waivers by Arizona (9/16/04)... Waived by Cardinals (7/28/05)... Claimed by Bears (7/29/05). **SIGNED through 2007**

**2006 SEASON:** Played in 9 games with Chicago, ranking 7th on the team with 11 special teams tackles... Added 4 defensive tackles while playing in Games 1-4, 7-9, 11 and 16; Inactive Games 5-6, 10 and 12-15 due to a hamstring injury... Participated in Super Bowl XLI (2/4/07) after being inactive for the previous two postseason games... Made NFL debut vs. DET (9/12). **GAMES PLAYED-STARTED: 9-0**

**PREVIOUS SEASONS: 2005 -** Ranked 2nd on Bears with 20 special teams tackles while playing a career-high 14 games... Played in Games 3-16, starting Game 15; Inactive Games 1-2. **2004 -** Participated in 5 games between Chicago and Arizona as a rookie reserve LB and special teams player... Played Game 1 with the Bears and Games 3, 5, 10 and 14 with the Cardinals.

**COLLEGE:** Three-year starter at Maryland (1999-2003) started the last 37 games in which he appeared while totaling 322 tackles (200 solos), 22.5 TFLs, 3 sacks, 2 INTs, 5 PBUs, 1 fumble recovery and 1 forced fumble... Honorable mention All-American by Street & Smith's and an all-ACC second-team choice by The NFL Draft Report as a senior... Majored in criminal justice.

**PERSONAL:** Played both outside and inside LB as well as FB at Friendly H.S. in Fort Washington, MD... All-region selection by Super Prep and Prep Star after recording 165 tackles (88 solos) and 10 sacks in senior season... Scored 4 TDs as a FB, including a 95-yarder in the state semi-finals... Capped off prep career by leading team to the 3A state championship, the county's first state title in 10 years... Born Leon Maurice Joe to Leslie Bishop-Joe and Clarence Joe.

### Leon Joe's NFL Statistics

#### REGULAR SEASON

		Tackles							Interceptions					Fumbles			Misc.	
Year	Team	GP	GS	Tot	S	A	Sk	Yds	No	Yds	Lg	TD	PD	FF	FR	Yds	TFL	STT
2004	Chi./Arz.	5	0	0	0	0	0.0	0.0	0	0	0	0	0	0	0	0	0	1
2005	Chicago	14	1	18	11	7	0.0	0.0	0	0	0	0	0	0	0	0	0	20
2006	Chicago	9	0	4	1	3	0.0	0.0	0	0	0	0	0	0	0	0	0	11
NFL totals		28	1	22	12	10	0.0	0.0	0	0	0	0	0	0	0	0	0	32

#### POSTSEASON

		Tackles							Interceptions					Fumbles			Misc.	
Year	Team	GP	GS	Tot	S	A	Sk	Yds	No	Yds	Lg	TD	PD	FF	FR	Yds	TFL	STT
2005	Chicago	1	0	0	0	0	0.0	0.0	0	0	0	0	0	0	0	0	0	1
2005	Chicago	1	0	1	0	1	0.0	0.0	0	0	0	0	0	0	0	0	0	0
2006	Chicago	1	0	0	0	0	0.0	0.0	0	0	0	0	0	0	0	0	0	0
Postseason		2	0	1	0	1	0.0	0.0	0	0	0	0	0	0	0	0	0	0





# OLIN KREUTZ

## CENTER

Height: 6-2 Weight: 292

Age: 30

College: Washington

Bears Season: 10

NFL Season: 10

Acquired: 3rd round of the 1998 draft

# 57

Kreutz

**PRO CAREER:** The keystone of the Bears offense for the past eight seasons, he enters his 10th season in the NFL after being named to his 6th consecutive Pro Bowl last year... One of 9 players in franchise history to be named to 6 Pro Bowls, tying him for 5th in club history in most Pro Bowl selections, trailing only Walter Payton (9), Jay Hilgenberg (7) and Stan Jones (7) among Bears offensive players... His 6 straight Pro Bowl selections trails only Hilgenberg and Jones (7) for most consecutive selections by a member of the Bears offense... First-team All-Pro by *The Associated Press* and *Sporting News* for the 2006 season, while also earning All-NFL and All-NFC honors by *Pro Football Weekly*/PFWA... Has helped pave way for five 1,000-yard running backs in his career, all in the last 7 seasons, including one in each of the last 2 years... Heads into 2007 having started 70 consecutive regular season contests and 99 of the Bears last 100 games, including the playoffs... Has started all 16 contests in a season 6 times in his career, including 4 straight years entering the 2007 season... Chicago has had 100-yard rushers in 28 of his 127 games with 21 of them coming in the last 4 seasons... Tied with Pat Mannelly as the longest-tenured Bear, each having joined Chicago in 1998... Last missed a game 11/18/02 while recovering from an appendectomy; played the week following the bye in 2004 in which he had elbow surgery... Has started each of his last 124 games played, including all 5 career postseason contests... Only three-time veteran winner of the Brian Piccolo Award, voted by his teammates as the recipient of the award in 2003, 2004 and 2006... Anchored 2001 O-line unit that featured the same 5 starters for all 16 regular season games and the playoff contest while allowing the fewest sacks in the NFL... Earned first career start at center in the 1998 season-finale after alternating at the position for the second half of his rookie year.

**CAREER TRANSACTIONS:** Entered NFL as a third-round selection (64th overall) by Chicago in the 1998 NFL Draft... Signed 6-year contract with Bears (3/8/02)... Signed 3-year contract extension (11/2/06). **SIGNED through 2010**

**2006 SEASON:** Anchored Bears offensive line by starting all 16 games at center for the 4th straight season for a Bears O-Line that allowed just 25 sacks, tied for 6th fewest in the NFL and 2nd fewest in his 9-year career (17, 2001)... Under Kreutz's leadership, Chicago gained 5,199 yards in total offense, the most since 1999 (5,523) including 1,918 rushing yards, the second-most in his career... Named a first-team All-Pro by *The Associated Press* and *The Sporting News*... Also named to *Pro Football Weekly*/PFWA's All-NFL and All-NFC teams... Helped Thomas Jones rush for over 1,000 yards for second consecutive season, the first time Bears had an individual rush for 1,000 yards in back-to-back years since Neal Anderson in 1989-1990; also marked the first time Chicago had back-to-back 1,000 yard backs since James Allen (2000) and Anthony Thomas (2001)... Started all 3 postseason contests as the Bears allowed just 4 sacks... Did not play in the Pro Bowl. **GAMES PLAYED-STARTED: 16-16**

**PREVIOUS SEASONS: 2005 -** Centerpiece of Chicago O-line that averaged fewer than 2 sacks allowed per game while helping the Bears tie for 10th in the league with just 31 sacks allowed... Helped open holes for Bears ground attack that ranked 8th in rushing yards in the NFL... Started all 16 games at center for 3rd straight season... Member of O-line vs. CIN (9/25) that did not allow a sack for the first time in 46 games... Played in 100th career game as offense rushed for 2 TD and threw for 2 more vs. MIN (10/16)... Started 100th career game at PIT (12/11)... Started vs. CAR (1/15) in Divisional Playoff... Did not play in Pro Bowl. **2004 -** Part of Bears O-line for all 16 games for the fourth time in 6 seasons and was named as NFC's Pro Bowl starter for the fourth straight campaign... Contributed to season-high 182

rushing yards at GB (9/19)... Made 75th career start vs PHI (10/3). **2003** - Earned third consecutive Pro Bowl start after starting all 16 games... Caught deflected pass for a loss of 8 yards vs. OAK (10/5) for his first career reception... Did not play in Pro Bowl due to injury. **2002** - Remained a constant throughout the season for an injury-depleted O-line and earned recognition as the conference's top center with his selection as the NFC's Pro Bowl starter for the second consecutive year... Played all but 1 game despite having mid-season surgery to remove his appendix... Started Games 1-9, 11-16; Inactive Game 10... Streak of 25 consecutive starts ended at STL (11/18) when an appendectomy (11/11) caused him to be inactive at STL (11/18)... Returned to the starting lineup vs. DET (11/24) for the final 6 games of the season. **2001** - Earned first career Pro Bowl start after starting all 16 games at center, plus the play-off contest, as the anchor of an experienced O-line that allowed the fewest sacks in the league... Helped Bears average 108.9 rushing yards per game, the team's highest season-ending average since 1997 (109.1)... Made postseason debut in Divisional Playoff start vs. PHI (1/19/02). **2000** - Voted third alternate to NFC Pro Bowl team despite being available for only 7 games during the season due to a knee injury... Started Games 1-3 and 8-11; Inactive Games 4-7... Left start vs. NYG (9/17) with knee injury... Inactive for next 4 games due to injury... Returned to starting lineup at PHI (10/22)... Made fourth consecutive start at center vs. TB (11/19) before leaving game in 3rd quarter with knee injury... Placed on injured reserve (11/22) for final 5 games, 1 of 15 Bears to end season on injured reserve. **1999** - Named second alternate to NFC Pro Bowl squad after starting all 16 games at center for first time in his career. **1998** - Played 9 games as a rookie, starting 1 and seeing action at center and guard... Inactive Weeks 1-3 and 6... Made NFL debut subbing for injured Todd Perry at LG vs. DAL (10/18)... Played on special teams and at center on team's final drive at DET (11/15)... Played center for half of game vs. TB (11/29) and played RG in 2nd quarter due to injury to Chris Villarrial... Made first career start vs. GB (12/27), playing the 1st and 3rd quarters.

**COLLEGE:** Two-year starting center for Washington (1995-97) who entered draft following junior season... Earned first-team All-Pac-10 honors each season... All-America selection by Football News and Sporting News after junior year after starting every game and being graded by coaches as team's top O-lineman... Did not allow a sack or pressure in 10-of-11 games... One of two O-lineman to start every game for Huskies... Recovered fumble for TD vs. Oregon... Delivered team-high 90 knockdowns as a sophomore and graded highest of team's O-linemen... Only true freshman to see playing time in 1995; appearing in every game as the second-team center... Majored in sociology.

**PERSONAL:** All-State first-team selection and Super Prep All-American at St. Louis H.S. in Honolulu, HI... Senior team captain played center, guard and tackle during prep career... Also won state heavy-weight wrestling title and competed as shot putter... Makes his off-season home in Honolulu... He and his wife, Wendi, have 3 children.

### Olin Kreutz's NFL Statistics

#### REGULAR SEASON

**GAMES PLAYED-STARTED** - 127-119: 1998 (9-1); 1999 (16-16); 2000 (7-7); 2001 (16-16); 2002 (15-15); 2003 (16-16); 2004 (16-16); 2005 (16-16); 2006 (16-16).

**ADDITIONAL STATS:** Receiving -- 2003 (1-(-8)).

#### POSTSEASON

**GAMES PLAYED-STARTED** - 5-5: 2001 (1-1); 2005 (1-1); 2006 (3-3).

### AMONG THE BEST

Dating back to Week Six of the 2005 campaign, the Bears have an NFL-best record of 23-5 (.821) over the last 28 regular season games - one-game better than the 22-6 (.786) mark registered by the Indianapolis Colts. Chicago's current streak gives the team its best record over 28 games since a stretch in which they went 25-3 (.893) in the regular season from Dec. 16, 1984 to Nov. 16, 1986.





# PATRICK MANNELLY

## LONG SNAPPER

Height: 6-5      Weight: 265  
 Age: 32  
 College: Duke  
 Bears Season: 10  
 NFL Season: 10  
 Acquired: 6th round of the 1998 draft

# 65

**PRO CAREER:** Enters his 10th NFL season, all with the Bears, standing as the fifth-longest tenured player among active NFL long snappers with their current club... His 141 games with Chicago leads all current Bears, which also includes a team-high 73 straight... Stands alongside Olin Kreutz as Chicago's longest tenured players with 9 NFL seasons under their belts... Has handled the snapping duties in all but 3 games during his NFL career... Contributed to Bears setting an NFL record for most consecutive unblocked punts (920) and games without a blocked punt (180) that covered 13 years and was snapped in 2003... Snapped every punt and kick (PAT and FG) attempt for Chicago from 1998-2000 and 2003-06... Has played all 16 games 7 times in his career while pulling the trigger on 1,318 of 1,338 long-snap attempts during that time... One of the league's top coverage long snappers, notching 65 career special teams tackles, second-most by a Bear since 1995 (Adrian Peterson, 75).

**CAREER TRANSACTIONS:** Entered NFL as a sixth-round selection (189th overall) by Chicago in the 1998 NFL Draft... Signed 6-year contract extension with Bears (2/14/05). **SIGNED through 2010**

**2006 SEASON:** Competed in all 16 regular season contests and all 3 postseason games as the Bears long snapper... Helped Chicago to 143 kicking points in 2006 (32 field goals, 47 PATs), tops in the NFL... Assisted on 3 special teams tackles during the regular season... Added 2 special teams tackles in the playoffs. **GAMES PLAYED-STARTED: 16-0**

**PREVIOUS SEASONS: 2005** - Played all 16 regular season games and the Divisional Playoff, finishing the year with 5 special teams tackles. **2004** - Snapped every punt and kick attempt in all 16 games while tying for 5th on the team with career-high tying 11 special teams tackles... Tied career-high with 3 special teams tackles vs. PHI (10/3)... Recorded 1 special teams tackle vs. SF (10/31) in 100th career game... Posted 2 special teams tackles at JAX (12/12). **2003** - Performed as Chicago's long snapper in all 16 games and posted 1 special teams tackle... Recovered fumble on special teams in season opener at SF (9/7) and assisted on 1 special teams tackle. **2002** - Served as Chicago's long snapper in 14 games, missing 2 contests due to injury, and ranked 6th on the team by equaling a career-high with 11 special teams tackles... Snapped all punt and kick attempts during Games 1-5 and 8-16; Inactive Games 6-7 due to knee injury suffered during bye-week practice... Tied career-high with 3 special teams tackles at BUF (9/29)... Inactive at DET (10/20) and at MIN (10/27) due to knee injury... Returned to lineup vs. PHI (11/3) and equaled career-high with 3 special teams tackles... Recorded 2 special teams tackles vs. NE (11/20). **2001** - Handled long snapping duties in 15 contests, missing first career game and ending his 51-game streak of snapping every Bears punt and kick attempt... Tied career-high with 3 special teams tackles vs. MIN (9/23) in his 50th NFL game... Suffered sprained ankle during the week leading up to game vs. ARZ (10/14) causing him to be inactive for the first time in his career... Returned to action at CIN (10/21)... Posted 2 special teams tackles at MIN (11/25)... Made postseason debut in Divisional Playoff vs. PHI (1/19/02). **2000** - Snapped every punt and kick attempt in all 16 games for the third consecutive year as the Bears did not have a single punt or kick block... Ranked 10th on team with 6 special teams tackles. **1999** - Snapped every punt and kick attempt in all 16 games while tying for 6th on the team with 8 special teams tackles... Set career-high with 3 special teams tackles at STL (12/26)... Recorded 2 special teams tackles vs. TB (1/2/00). **1998** - One of 4 rookies to play all 16 games for Chicago during the season, snapping every punt and kick attempt... Tied for 6th on team with career-high equaling 11 special teams tackles... Made NFL debut vs. JAX (9/6)... Recorded 2 special teams tackles at ARZ (10/11)... Recorded 2 special teams tackles at GB (12/12).

**COLLEGE:** Spent 5 years as the long snapper at Duke (1993-97) while starting on the offensive line for the last 2... Performed steadily at LT in 1997 as a fifth-year senior... Took a medical redshirt due to infected lymph nodes after playing 1 game during his senior season in which he was projected as a pre-season All-ACC selection... Established himself as one of ACC's best blockers while starting all 11 games at LG as a junior... Played all 12 games as long snapper and reserve DE as a sophomore, but switched to O-Line following the team's Hall of Fame Bowl appearance... Team's long snapper for all 11 games as a true freshman... Majored in history.

**PERSONAL:** Atlanta area Lineman-of-the-Year at Marist H.S. in Marietta, GA where he earned 3 letters in football and 2 in basketball... Played in Georgia-Florida all-star game... Began his instruction in the art of long-snapping at the age of 13 from veteran NFL coach and family friend Rod Dowhower (then of the Atlanta Falcons) whose son also attended Marist... Created personal website - [www.longsnapper.com](http://www.longsnapper.com) -- to provide personal information on himself and instruction on how to become a successful long snapper... The youngest of 2 sons of Jay and Patty... Brother, Bernard, played football at Notre Dame from 1988-92... He and wife, Tamara, the daughter of former Major League pitcher Tommy John, have 1 daughter... State spokesman for American Lung Association's Athletes and Asthma program.

### Patrick Mannely's NFL Statistics

#### REGULAR SEASON

**GAMES PLAYED-STARTED - 141-0:** 1998 (16-0); 1999 (16-0); 2000 (16-0); 2001 (15-0); 2002 (14-0); 2003 (16-0); 2004 (16-0); 2005 (16-0); 2006 (16-0).

**Special Teams Tackles -- 65:** 1998 (11); 1999 (8); 2000 (6); 2001 (9); 2002 (11); 2003 (1); 2004 (11); 2005 (5); 2006 (3).

#### POSTSEASON

**GAMES PLAYED-STARTED - 5-0:** 2001 (1-0); 2005 (1-0); 2006 (3-0).

## YEAR-BY-YEAR TAKEAWAYS/GIVEAWAYS

The Bears 44 total takeaways in 2006 were the most since 1990 (45) and Chicago finished the season with a +8 turnover ratio which ranked tied for fourth in the NFL. Chicago's defense led the League with their 44 takeaways, ranking second overall with 24 INT and first in fumble recoveries with 20. The Bears offense had the fifth most turnovers in the League with 36, tying for fourth with 22 interceptions and tying for ninth with 14 fumbles.

Bears				Defense				Offense				Defense				Offense			
Year	INTs	FR	Total	INTs	FL	Total		INTs	FL	Total		Year	INTs	FR	Total	INTs	FL	Total	
2006	24	20	44	22	14	36		1992	14	16	30	24	10	34					
2005	24	10	34	15	13	28		1991	17	13	30	17	16	33					
2004	17	12	29	16	21	37		1990	31	14	45	12	14	26					
2003	15	5	20	20	9	29		1989	26	12	38	25	17	42					
2002	9	19	28	18	17	35		1988	26	9	35	15	19	34					
2001	20	17	37	16	8	24		1987	13	11	24	24	20	44					
2000	11	9	20	16	13	29		1986	31	16	47	25	22	47					
1999	14	19	33	22	15	37		1985	34	20	54	16	15	31					
1998	14	14	28	13	21	34		1984	21	13	34	15	16	31					
1997	13	17	30	22	19	41		1983	22	17	39	21	14	35					
1996	17	11	28	18	9	27		1982	13	7	20	11	8	19					
1995	16	13	29	10	16	26		1981	18	22	40	23	17	40					
1994	12	10	22	16	10	26		1980	17	14	31	25	14	39					
1993	18	12	30	16	14	30		1979	29	14	43	16	13	29					





# DANIEAL MANNING

## SAFETY

Height: 5-11 Weight: 198

Age: 25

College: Abilene Christian

Bears Season: 2

NFL Season: 2

Acquired: 2nd round of the 2006 draft

# 38

Danieal Manning

**PRO CAREER:** Made immediate impact in his rookie season appearing in every game, starting 14 in the regular season and all 3 playoff games at free safety, the most regular season starts by a Bears rookie defensive back since Mike Brown (16, 2000)... Became first Bears rookie with an INT in his NFL debut since Dwayne Joseph in 1995 (9/3 vs. MIN) after picking off Brett Favre at GB (9/10/06)... Led team with 5 forced fumbles (4 on defense and 1 on special teams), the most combined forced fumbles by a Bear since Tony Parrish had 5 (5 and 0) in 1998... Finished 4th on Bears roster with 80 tackles, the most by a Chicago rookie defensive back since Charles Tillman in 2003 (89).

**CAREER TRANSACTIONS:** Entered NFL as a second-round selection (42nd overall) by Chicago in the 2006 NFL Draft... Signed 4-year contract with Bears (7/7/06). **SIGNED through 2009**

**2006 SEASON:** Appeared in all 16 games, entering the starting lineup in the third game of the season at FS while starting the final 14 games of the regular season ranking 4th on the team and 2nd in the secondary with 80 tackles... Forced 5 fumbles on defense (4) and special teams (1) to lead the team... Tied for 4th on Bears with 2 INTs... Added 2 INTs, 5 PBUs, 1 fumble recovery and 8 special teams tackles... Started all 3 postseason contests gathering 11 defensive tackles and 4 special teams tackles. **GAMES PLAYED-STARTED: 16-14**

**COLLEGE:** Three-year starter at Abilene-Christan (2003-05) became second-highest drafted player in school history when selected with the 42nd overall pick by Chicago... Started all 30 games he appeared in for the Wildcats tallying 159 tackles, 2 sacks, 12 TFLs, 11 INTs, 13 PBUs, 6 forced fumbles, 4 fumble recoveries and blocked 4 kicks... Registered 10 career TDs: 3 kickoff returns, 3 punt returns, 2 receiving, 1 fumble return and 1 INT return... Set school record with 6 career special teams returns for TDs.

**PERSONAL:** Three-year starter at Corsicana H.S. (Texas) earning second-team all-state honors as a senior by the *Associated Press* and Texas Sports Writers Association... Originally signed with Nebraska after being recruited by Texas, Oklahoma, Penn State, Purdue, Arkansas and Alabama... Track standout finished 2nd in state in 100 meters and triple jump and 4th in the 200 meters... Notched 4th-fastest 100-meter in the nation as a senior (10.34).

## Danieal Manning's NFL Statistics

### REGULAR SEASON

Year	Team	GP	GS	Tackles					Interceptions					Fumbles			Misc.	
				Tot	S	A	Sk	Yds	No	Yds	Lg	TD	PD	FF	FR	Yds	TFL	STT
2006	Chicago	16	14	80	46	34	0.0	0.0	2	26	15	0	5	4	1	0	0	8

**ADDITIONAL STATS:** Kickoff Returns - 2006 (1 for 20 yards)

### POSTSEASON

Year	Team	GP	GS	Tackles					Interceptions					Fumbles			Misc.	
				Tot	S	A	Sk	Yds	No	Yds	Lg	TD	PD	FF	FR	Yds	TFL	STT
2006	Chicago	3	3	11	7	4	0.0	0.0	0	0	0	0	0	0	0	0	0	4

### SEASON / CAREER / PLAYOFF HIGHS

	2006	Career	Playoff
Tackles	13 vs. MIA (11/5)	Same	6 vs. IND (SB XL1)
Solos	8 vs. MIA (11/5)	Same	5 vs. IND (SB XL1)
Interceptions	1, two times	Same	None
Longest INT Return	15 at GB (9/10)	Same	None
Pass Defenses	1, five times	Same	None



# RICKY MANNING, JR.

## CORNERBACK

Height: 5-9 Weight: 193

Age: 26

College: UCLA

Bears Season: 2

NFL Season: 5

Acquired: Restricted free agent in 2006 (CAR)

# 24

**PRO CAREER:** In his first season with the Bears, the 2006 acquisition set a career high, tied for the team lead and tied for 10th in the NFL with 5 INTs... Has played in 63 regular-season games, starting 32, and 10 postseason contests, starting 5, during his previous 4 seasons... Tied for 2nd with Mike Brown and Charles Tillman among active Bears in career INTs with 14 (Nathan Vasher, 16)... His 5 career postseason INTs ranks 3rd among active NFL players (Ty Law and Rodney Harrison, 6)... Has totaled career numbers of 241 tackles, 22 PBUs, 2 sacks, 4 fumble recoveries, 3 forced fumbles and 29 special teams tackles... Owns 3 career defensive TDs, including 1 with the Bears... Has made 2 Super Bowl appearances (XXXVIII with Carolina and XLI with Chicago) in first 4 NFL seasons... Became first Bears defensive back since Jerry Azumah (12/30/01) to record 2 sacks in one game (12/17/06 vs. TB)... Notched NFL-best 4 INTs during the 2003 playoffs, the 2nd-most postseason picks ever by a rookie (Vernon Perry, HOU, 5 in 1979)... Tied NFC Championship Game record on 1/18/04 at PHI with 3 INTs becoming just the second player to accomplish the feat (Joe Laws, GB, 1944)... Earned NFL Defensive Player-of-the-Week award following both the Divisional Playoff and Conference Championship rounds during 2003 postseason becoming the first player since 1995 (Antonio Freeman, GB) to win player of the week accolades in successive weeks... Recorded first postseason INT in OT at St. Louis (1/10/04) on Panthers 35-yard line to prevent Rams winning score and gave possession to Carolina for its game-winning drive.

**CAREER TRANSACTIONS:** Originally entered NFL as a third-round selection (82nd overall) by Carolina in the 2003 NFL Draft... Signed offer-sheet with Chicago (4/21/06)... Awarded to Chicago (4/24/06) after Carolina declined to match offer sheet. **SIGNED through 2010**

**2006 SEASON:** Played 15 games, starting 6, while setting a career high with 5 INTs, which tied for the team lead and tied for 10th in the NFL... Registered 55 tackles, 1 TFL, 5 PBUs and 1 forced fumble while adding his first 2 career sacks... Also notched a career-high 9 special teams tackles... Saw action in Games 1-10 and 12-16 - starting Games 4 and 6 as 5th DB, Games 13-14 at RCB and Games 15-16 at LCB; Suspended for Game 11... Recorded first 2 career sacks vs. TB (12/17) while becoming first Bears defensive back since Jerry Azumah (2, 12/30/01) to record multiple sacks in one game... Played all 3 postseason contests, starting the NFC Championship Game, while recording 9 tackles, 1 QB Hit and 1 INT.

**GAMES PLAYED-STARTED: 15-6**

**PREVIOUS SEASONS:** **2005** - Played all 16 games for Carolina, starting 3 contests, and totaling 47 tackles, with 2 INTs, 4 PBU and 3 fumble recoveries... Scored second career TD and added 8 special teams tackles... Tallied career-high 2 fumble recoveries, including an 8-yard TD return, at ATL (1/1/06). **2004** - Started all 16 games at LCB for first time in his career, tying for 2nd on Carolina with 4 INTs... Registered career-best 80 tackles to go with 5 PBUs and 6 special teams tackles. **2003** - Played all 16 games during his rookie season with the Panthers, starting 7 contests as well as starting all 4 postseason games... Started Games 2, 6-7, 13-16... Tied for team-lead during regular season with 3 INTs, including 1 returned for a TD... Totaled 59 tackles, 8 PBUs, 2 forced fumbles, 1 fumble recovery and added 6 special teams tackles... Led NFL with 4 INTs during the postseason to compliment 20 tackles, 5 PBUs and 3 special teams tackles... Started first NFL game in a 5-DB set at TB (9/14)... Returned INT 27 yards for first career TD at NYG (12/28), becoming the first rookie in franchise history to return an INT for a score... Received NFL Defensive Player of the Week award following Divisional Playoff at STL (1/10/04) in which he recorded his first postseason INT with 1:12 left in the first OT and the Rams on the Panthers 35-yard line; added 8 tackles and 1 PBU... Earned NFL Defensive Player of the Week



award after tying an overall franchise record with 3 INTs at PHI (1/18/04); just 2nd player to record 3 INTs in NFC Championship with 2nd-most INTs in a postseason game by a rookie in NFL history.

**COLLEGE:** Four-year letterwinner at UCLA (1999-2002) started 45 consecutive games during college career, 1 short of the school record... Ranked 7th all-time in school history with 13 INTs... Earned first-team all-Pac-10 honors for 3 straight seasons... Recipient of UCLA's Kenneth S. Washington award for outstanding senior and also garnered the team captain award... As a senior, tied for the team lead with 4 INTs while tallying 39 tackles, 6 PBUs and 2 forced fumbles... Started every game as a junior, recording 3 INTs and 36 tackles... Posted career-high 65 tackles during sophomore season and led the squad with 4 INTs while adding 120 yards on 18 punt returns... Played all 11 games as a true freshman collecting 53 tackles, 2 sacks and 2 INTs... Earned third-team freshman All-America honors from *The Sporting News* and the John Boncheff Jr. Memorial Award, given to UCLA's Defensive Rookie-of-the-Year... Majored in history.

**PERSONAL:** Finished high school football career with over 6,460 passing yards at Edison H.S. in Fresno, CA, adding 67 passing TDs, 37 rushing TDs and 7 punt returns for TDs... Became just fourth player in California state history to account for more than 100 TDs... As a senior, totaled 89 tackles with 5 INTs, returned 3 punts for TDs, passed for 2,834 yards and tossed 30 TD passes... Founded the Manning Educational Foundation, which provides underprivileged youth with special education programs and activities and is currently focused on Manning's hometown, Fresno, CA... Joined Red Cross for the Carolina Athletes Relief Effort in September of 2003 and raised money for the victims of Hurricane Isabel by signing autographs... Drafted by the Minnesota Twins in the 22nd round and played 3 summers of minor league baseball... Played centerfield and left field and totaled more than 100 stolen bases in his career... He and wife Tosha have a son, Ricky III.

### Ricky Manning, Jr.'s NFL Statistics

#### REGULAR SEASON

		Tackles							Interceptions					Fumbles			Misc.	
Year	Team	GP	GS	Tot	S	A	Sk	Yds	No	Yds	Lg	TD	PD	FF	FR	Yds	TFL	STT
2003	Carolina	16	7	59	49	10	0.0	0.0	3	33	27t	1	8	2	1	0	n/a	6
2004	Carolina	16	16	80	54	26	0.0	0.0	4	46	30	0	5	0	0	0	n/a	6
2005	Carolina	16	3	47	34	13	0.0	0.0	2	20	10	0	4	0	3	11	n/a	8
2006	Chicago	15	6	55	41	14	2.0	5.0	5	113	54t	1	5	1	0	0	1	9
NFL totals		63	32	241	178	63	2.0	5.0	14	212	54t	2	22	3	4	11	1	29

**ADDITIONAL STATS:** Touchdowns - 3: 27-yard INT return at NYG (Dec. 28, 2003); 8-yard fumble return at ATL (Jan. 1, 2006); 54-yard INT return vs. MIN (Dec. 3, 2006).

#### POSTSEASON

		Tackles							Interceptions					Fumbles			Misc.	
Year	Team	GP	GS	Tot	S	A	Sk	Yds	No	Yds	Lg	TD	PD	FF	FR	Yds	TFL	STT
2003	Carolina	4	4	20	12	8	0.0	0.0	4	15	13	0	5	0	0	0	0	3
2005	Carolina	3	0	6	5	1	0.0	0.0	0	0	0	0	0	0	0	0	0	3
2006	Chicago	3	1	9	8	1	0.0	0.0	1	6	6	0	0	0	0	0	0	2
Postseason		10	5	35	25	10	0.0	0.0	5	21	13	0	5	0	0	0	0	8

#### SEASON / CAREER / PLAYOFF HIGHS

	2006	Career	Playoff
Tackles	8 at STL (12/11)	Same	8 at STL (1/10/04)
Solos	7 at STL (12/11)	7, two times	5 at STL (1/10/04)
Interceptions	2 vs. SEA (10/1)	2, two times	3 at PHI (1/18/04)
Longest INT Return	54t vs. MIN (12/3)	Same	13 at PHI (1/18/04)
Pass Defenses	2 vs. SEA (10/1)	3 at TB (11/6/05)	2, two times

## RICKY MANNING JR.'S GAME-BY-GAME DEFENSIVE STATS

19-13 Regular Season Starting Record (4-1 Postseason)

## 2003 CAROLINA PANTHERS

Date	W/L	Opp.	Tkls-S	TFL	PD	INT-Yds	Sk-YL
9/7	W	JAX	1-1	n/a	0	0-0	0-0
9/14*	W	at TB	3-3	n/a	1	0-0	0-0
9/28	W	ATL	1-1	n/a	0	1-4	0-0
10/5	W	NO	3-3	n/a	0	0-0	0-0
10/12	W	at IND	2-2	n/a	1	1-2	0-0
10/19*	L	TEN	6-6	n/a	0	0-0	0-0
10/26*	W	at NO	5-2	n/a	0	0-0	0-0
11/2	L	at HOU	0-0	n/a	0	0-0	0-0
11/9	W	TB	5-5	n/a	0	0-0	0-0
11/16	W	WASH	3-3	n/a	1	0-0	0-0
11/23	L	at DAL	6-4	n/a	2	0-0	0-0
11/30	L	PHI	4-4	n/a	1	0-0	0-0
12/7*	L	at ATL	6-4	n/a	0	0-0	0-0
12/14*	W	at ARZ	6-5	n/a	0	0-0	0-0
12/21*	W	DET	3-2	n/a	1	0-0	0-0
12/28*	W	at NYG	5-4	n/a	1	1-27	0-0
<b>Totals</b>	<b>5-2</b>		<b>59-49</b>	<b>n/a</b>	<b>8</b>	<b>3-33</b>	<b>0-0</b>

## POSTSEASON

1/3*	W	DAL	3-2	n/a	2	0-0	0-0
1/10*	W	at STL	8-5	n/a	1	1-4	0-0
1/18*	W	at PHI	3-2	n/a	2	3-15	0-0
2/1*	L	NE	6-3	n/a	0	0-0	0-0
<b>Totals</b>	<b>3-1</b>		<b>20-12</b>	<b>n/a</b>	<b>5</b>	<b>4-15</b>	<b>0-0</b>

## 2004 CAROLINA PANTHERS

Date	W/L	Opp.	Tkls-S	TFL	PD	INT-Yds	Sk-YL
9/13*	L	GB	7-4	n/a	0	0-0	0-0
9/19*	W	at KC	3-3	n/a	0	0-0	0-0
10/3*	L	ATL	7-5	n/a	0	0-0	0-0
10/10*	L	at DEN	2-0	n/a	0	1-0	0-0
10/17*	L	at PHI	7-3	n/a	0	1-0	0-0
10/24*	L	SD	6-6	n/a	0	0-0	0-0
10/31*	L	at SEA	3-3	n/a	1	0-0	0-0
11/7*	L	OAK	2-1	n/a	0	0-0	0-0
11/14*	W	at SF	7-3	n/a	0	0-0	0-0
11/21*	W	ARZ	3-2	n/a	0	0-0	0-0
11/28*	W	TB	7-4	n/a	0	0-0	0-0
12/5*	W	at NO	5-3	n/a	0	0-0	0-0
12/12*	W	STL	2-1	n/a	1	2-46	0-0
12/18*	L	at ATL	7-7	n/a	2	0-0	0-0
12/26*	W	at TB	6-5	n/a	1	0-0	0-0
1/2*	L	NO	6-4	n/a	0	0-0	0-0
<b>Totals</b>	<b>7-9</b>		<b>80-54</b>	<b>n/a</b>	<b>5</b>	<b>4-46</b>	<b>0-0</b>

\*Denotes Game Started

Bold Italic denotes led or tied for team lead

## 2005 CAROLINA PANTHERS

Date	W/L	Opp.	Tkls-S	TFL	PD	INT-Yds	Sk-YL
9/11	L	NO	3-1	n/a	0	0-0	0-0
9/18	W	NE	2-2	n/a	0	0-0	0-0
9/25*	L	at MIA	7-5	n/a	0	0-0	0-0
10/3	W	GB	3-3	n/a	0	0-0	0-0
10/9	W	at ARZ	6-3	n/a	0	0-0	0-0
10/16*	W	at DET	4-2	n/a	0	0-0	0-0
10/30	W	MIN	4-4	n/a	0	0-0	0-0
11/6	W	at TB	3-2	n/a	0	0-0	0-0
11/13*	W	NYJ	2-2	n/a	0	0-0	0-0
11/20	L	at CHI	2-2	n/a	0	1-10	0-0
11/27	W	at BUF	2-2	n/a	0	0-0	0-0
12/4	W	ATL	3-2	n/a	0	1-10	0-0
12/11	L	TB	2-1	n/a	3	0-0	0-0
12/18	W	at NO	0-0	n/a	0	0-0	0-0
12/24	L	DAL	3-2	n/a	0	0-0	0-0
1/1	W	at ATL	1-1	n/a	1	0-0	0-0
<b>Totals</b>	<b>2-1</b>		<b>47-34</b>	<b>n/a</b>	<b>4</b>	<b>2-20</b>	<b>0-0</b>

## POSTSEASON

1/8	W	at NYG	2-1	n/a	0	0-0	0-0
1/15	W	at CHI	0-0	n/a	0	0-0	0-0
1/22	L	at SEA	4-4	n/a	0	0-0	0-0
<b>Totals</b>	<b>0-0</b>		<b>6-5</b>	<b>n/a</b>	<b>0</b>	<b>0-0</b>	<b>0-0</b>

## 2006 CHICAGO BEARS

Date	W/L	Opp.	Tkls-S	TFL	PD	INT-Yds	Sk-YL
9/10	W	at GB	4-2	0	0	0-0	0-0
9/17	W	DET	4-3	0	1	0-0	0-0
9/24	W	at MIN	2-0	0	1	0-0	0-0
10/1*	W	SEA	1-0	0	2	2-52	0-0
10/8	W	BUF	5-4	1	0	1-7	0-0
10/16*	W	at ARZ	4-2	0	0	0-0	0-0
10/29	W	SF	1-1	0	0	1-0	0-0
11/5	L	MIA	2-1	0	0	0-0	0-0
11/12	W	at NYG	1-1	0	0	0-0	0-0
11/19	W	at NYJ	6-6	0	0	0-0	0-0
11/26	L	at NE	SUSPENDED				
12/3	W	MIN	3-3	0	0	1-54	0-0
12/11*	W	at STL	8-7	0	0	0-0	0-0
12/17*	W	TB	5-5	0	0	0-0	2-5
12/24*	W	at DET	3-3	0	1	0-0	0-0
12/31*	L	GB	6-3	0	0	0-0	0-0
<b>Totals</b>	<b>5-1</b>		<b>55-41</b>	<b>1</b>	<b>5</b>	<b>5-113</b>	<b>2-5</b>

## POSTSEASON

1/14	W	SEA	5-4	0	0	1-6	0-0
1/21*	W	NO	2-2	0	0	0-0	0-0
2/4	L	IND	2-2	0	0	0-0	0-0
<b>Totals</b>	<b>1-0</b>		<b>9-8</b>	<b>0</b>	<b>0</b>	<b>1-6</b>	<b>0-0</b>

## ROOKIE STARTERS

The Bears rookie class of 2006 combined to start 15 games last season led by Danieal Manning's 14. The 15 starts by the 2006 rookie class is the fewest since 2001 when David Terrell (5) and Anthony Thomas (10) combined to start 15 games. The following is a breakdown of the past seven years of rookie starts for the Bears:

- 2006 (15): Mark Anderson (1), Danieal Manning (14),  
 2005 (36): Cedric Benson (1), Mark Bradley (4), Chris Harris (13), Brandon McGowan (3), Kyle Orton (15)  
 2004 (30): Bernard Berrian (1), Tommie Harris (16), Tank Johnson (1), Craig Krenzel (5), Nathan Vasher (7)  
 2003 (37): Rex Grossman (3), Bobby Wade (1), Lance Briggs (13), Charles Tillman (13), Joe Odom (3), Justin Gage (3), Brock Forsey (1)  
 2002 (20): Alex Brown (9), Marc Colombo (5), John Gilmore (4), Roosevelt Williams (2)  
 2001 (15): David Terrell (5), Anthony Thomas (10)  
 2000 (37): Mike Brown (16), Dustin Lyman (7), Brian Urlacher (14)





# BRAD MAYNARD

## PUNTER

**Height:** 6-1 **Weight:** 188

**Age:** 33

**College:** Ball State

**Bears Season:** 7

**NFL Season:** 11

**Acquired:** Unrestricted free agent in 2001 (NYG)

# 4

Maynard

**PRO CAREER:** League leader in punts inside-the-20 since entering the NFL in 1997 (290) and since joining the Bears in 2001 (167)... Ranks 3rd in franchise history with 22,625 yards, 534 punts and 2nd with a 42.4-yard gross average... His 38,583 career punt yards on 914 punts ranks him 4th in the NFL among active kickers... Only 45.6 percent of his career punts have been returned, the 8th-best average among active kickers with multiple years of experience... Has played every game of his career and his 144 consecutive games played is the longest among all current Bears... League leader in punts, punt yards and punts in-the-20 while ranking 5th in net punt average (36.8) since joining Chicago... Bears punt coverage unit ranks 5th in the league since 2001, allowing just 7.9 yards per return... Was named a second-alternate to the 2007 Pro Bowl after averaging 44.2 gross yards per punt with a 37.6 net average despite a career-low 77 punts during the 2006 season... Led League with career-low 2 touchbacks in 2002 and set team records for net punt average in 2001, 2002 and 2004... Began Bears career in 2001 with a team record and career-high 36 punts in-the-20 to rank in the top 2 in the NFL for the fourth time in his career... Has successfully executed 4 special teams fakes during his Bears career, including 2 TD passes... Chicago's holder for all FG and PAT attempts, having done so throughout his career... Ranked among leaders in punts inside the opponents' 20-yard line in first 4 NFL seasons (1997, 1st in NFL; 1998, 2nd in NFL; 1999, 1st in NFC; 2000, 2nd in NFC)... Set Giants record and an NFL rookie record with 111 punts during the regular season in 1997.

**CAREER TRANSACTIONS:** Entered NFL as a third-round selection (95th pick overall) by the New York Giants in the 1997 NFL Draft... Signed as a free agent with Chicago (3/3/01)... Signed 5-year contract extension with Bears (12/31/04). **SIGNED through 2010**

**2006 SEASON:** Ranked 12th in NFL with a 44.2-yard gross punt average and 11th with a 37.6-yard net average on a career-low 77 punts... Landed 24 punts in-the-20 including 12 in the last 5 games of the regular season, tied for 2nd most during that span... Appeared in all 16 regular season games for 10th consecutive season while compiling 3,404 punt yards with 7 touchbacks... His 18 postseason punts in 3 contests totaled 800 yards for a 44.4 gross punt average with 5 punts in-the-20, 3 touchbacks and a 37.8 net punt average... NFC Championship Game vs. NO (1/21) included 66-yard punt, tied for 2nd-longest in his career, and a 51-yarder which went out of bounds at the Saints 5-yard line helping the Bears force a safety 2 plays later. **GAMES PLAYED-STARTED: 16-0**

**PREVIOUS SEASONS:** **2005** - Ranked 3rd in NFC with 3,937 punt yards on 96 punts, landing 24 punts in-the-20 in 16 games played... Surpassed 35,000 career punt yards at GB (12/25). **2004** - Led NFL with 34 punts in-the-20 while ranking 2nd in NFL with career-best 38.7-yard net avg. and 6th in NFC with 42.9-yard gross avg... Set Bears franchise record and career-high with 4,638 punt yards on 108 punts, the second-most punts of his career and in Bears history... Played all 16 games and named a Pro Bowl first-alternate while becoming eleventh active punter to pass the 30,000 plateau for career punt yardage. **2003** - Ranked 7th in NFC with 41.2-yard gross average on 79 punts in 16 games played for Chicago... Tied for 15th in NFL with 23 punts in-the-20 to help Bears punt coverage unit rank 7th in NFL at 7.7 yards per return... Topped 25,000 career gross yards at DET (11/9). **2002** - Ranked 4th in NFC with Bears record net average of 37.4 yards and tied for 5th in NFC with 26 punts in-the-20... His 2 TBs were the fewest in the NFL while playing all 16 games... Converted first-down at STL (11/18) with 20-yard run on fake punt... Completed 12-yard TD shovel-pass to Dustin Lyman on FG fake at GB (12/1). **2001** - Set team record with career-high 36 punts in-the-20, 2nd-most in NFL as 41.4-percent of his punts were downed in-the-20 (36-of-87)... Also ranked 2nd in NFC (6th in NFL) with a 37.0-yard net avg. while punting in all 16 games, plus the playoff contest... Named NFC Special Team Player-of-the-Month for November... Set Bears single-game record at GB (12/9) with career-high 6 punts in-the-20... Completed go-ahead 27-yard TD pass to Brian Urlacher out of fake FG formation in 4th quarter at WAS (12/23). **2000** - Limited to 79 punts with New York, but ranked 3rd in NFC (8th in NFL) with 26 punts in-the-20 while averaging 40.6 yards with a net of 33.7 yards... Punted Super Bowl record 11 times with a 38.4-

yard gross avg. in SB XXXV vs. BAL (1/28/01). **1999** - Played all 16 games for Giants, averaging 41.0 gross yards on 89 punts while leading NFC with 31 punts in-the-20. **1998** - Played all 16 games for New York, finishing 2nd in NFC (5th in NFL) with a 45.2-yard gross avg... Ranked 6th in NFL with a 37.8-yard net avg., 2nd with 101 punts and tied for 2nd with 33 in-the-20... Set Giants record with 4,566 punting yards, breaking his own mark set as a rookie... Pinned Redskins at their own 5-yard line vs. WAS (9/6) to set-up an INT that led to go-ahead TD. **1997** - Grossed 40.8 yards per punt on an NFL rookie-record 111 punts while leading the League with 33 punts in-the-20 while playing in all 16 Giants games... Had punt blocked at ARZ (10/12), marking first time in his football career, including high school and college, that he had a punt blocked... Set personal record with 13 punts (the second-most ever by a Giant in a single game) at WAS (11/23).

**COLLEGE:** Finished career at Ball State (1993-96) ranked 3rd in NCAA history, among punters with at least 200 punts, with a 44.2-yard career gross avg... Established school records with 242 punts and 10,702 punt yards... Averaged at least 40.0 yards per punt in all but 1 of his 33 games played... Consensus All-American selection and all-Mid American first-team pick as MAC Defensive Player-of-the-Year and MVP following his senior campaign... Punted 59 times for 2,705 yards (45.9 avg.) as a senior... Led nation as a junior with a 46.5-yard avg., the 6th-highest single-season average in NCAA history, on 66 punts for 3,071 yards to earn second-team All-American selection by the AP and Football News... All-MAC first-team choice and added Academic all-MAC honors as a sophomore, pacing the MAC and ranking 3rd in nation with 59 punts for 2,684 yards (45.5 avg.)... Ranked 3rd in MAC with 58 punts for 2,242 yards (38.7 avg.) as a redshirt freshman... Majored in business.

**PERSONAL:** Two-time All-Rangeline Conference and All-Hamilton County punter at Sheridan H.S. in Atlanta, IN... Added *Associated Press* All-State, Indianapolis Star All-Suburban and Indianapolis News All-Metro honors... Averaged 39.5 yards per punt with a long of 61 yards as the team won the 1988 Class A state title... Also led squad to a pair of sectional and 3 conference crowns... Recorded 2 INTs and 7 PBLs as a senior defensive back... Selected to the Indiana North-South All-Star team... Born in Tipton, Indiana... He and wife, Karen, have 2 sons, Conner and Cole and a daughter Ava.

### Brad Maynard's NFL Statistics

#### REGULAR SEASON

Year	Team	GP	Punts	Yds	Avg	Opp Ret	Yds	Net	TB	In-20	Lg	Blk
1997	NY Giants	16	111	4,531	40.8	40	378	34.6	14	33	57	1
1998	NY Giants	16	101	4,566	45.2	53	587	37.8	8	33	63	0
1999	NY Giants	16	89	3,651	41.0	38	405	35.1	6	31	63	0
2000	NY Giants	16	79	3,210	40.6	28	353	33.7	8	26	64	1
2001	Chicago	16	87	3,709	42.6	45	327	37.0	8	36	60	0
2002	Chicago	16	87	3,679	42.3	46	386	37.4	2	26	75	0
2003	Chicago	16	79	3,258	41.2	36	277	34.6	9	23	53	2
2004	Chicago	16	108	4,638	42.9	55	363	38.7	5	34	58	0
2005	Chicago	16	96	3,937	41.0	38	293	35.3	11	24	63	1
2006	Chicago	16	77	3,404	44.2	38	367	37.6	7	24	65	0
<b>CAREER</b>		<b>160</b>	<b>914</b>	<b>38,583</b>	<b>42.2</b>	<b>425</b>	<b>3736</b>	<b>36.2</b>	<b>78</b>	<b>290</b>	<b>75</b>	<b>5</b>
<i>Bears Totals</i>		<i>96</i>	<i>534</i>	<i>22,625</i>	<i>42.4</i>	<i>266</i>	<i>2013</i>	<i>36.8</i>	<i>42</i>	<i>167</i>	<i>75</i>	<i>3</i>

**ADDITIONAL STATS:** Passing -- 4-of-6, 94 yards, 2 TDs, 149.3 rating; 1998 NYG (0-of-1); 2001 CHI (1-of-1, 27-yard TD); 2002 CHI (1-of-1, 12-yard TD); 2005 CHI (1-of-2, 18 yards); 2006 CHI (1-of-1, 37 yards). Rushing -- 4 for 5 yards; 1998 NYG (1 for -5); 2001 CHI (1 for -10); 2002 CHI (1 for 20); 2003 CHI (1 for 0). Kickoffs -- 8: 1998 (1), 1999 (4), 2001 (1), 2002 (1), 2004 (1).

#### POSTSEASON

Year	Team	GP	Punts	Yds	Avg	Opp Ret	Yds	Net	TB	In-20	Lg	Blk
1997	NY Giants	1	6	225	37.5	2	23	30.3	1	0	54	0
2000	NY Giants	3	18	674	37.4	4	36	32.0	2	4	52	1
2001	Chicago	1	5	191	38.2	2	27	32.8	0	1	54	0
2005	Chicago	1	7	246	35.1	2	-1	35.3	0	0	54	0
2006	Chicago	3	18	800	44.4	10	59	37.8	3	5	66	0
<b>Postseason</b>		<b>9</b>	<b>54</b>	<b>2136</b>	<b>39.6</b>	<b>20</b>	<b>144</b>	<b>34.0</b>	<b>6</b>	<b>10</b>	<b>66</b>	<b>1</b>
<i>Bears Totals</i>		<i>5</i>	<i>30</i>	<i>1237</i>	<i>41.2</i>	<i>14</i>	<i>85</i>	<i>36.4</i>	<i>3</i>	<i>6</i>	<i>66</i>	<i>0</i>

#### SEASON / CAREER / PLAYOFF HIGHS

	2006	Career	Playoff
Punts	10 vs. TB (12/17)	13 at WAS (11/23/97)	11 vs. BAL (SB XXXV)
Punting Yards	446 vs. TB (12/17)	537 at WAS (11/23/97)	422 vs. BAL (SB XXXV)
Gross Avg. (Min 4)	49.8 at ARZ (10/16)	55.4 at TEN (10/1/00)	47.4 vs. NO (1/21/07)
Punts In-the-20	5 vs. TB (12/17)	6, two times	4 vs. NO (1/21/07)
Longest Punt	.65 vs. MIN (12/3)	.75 vs. TB (12/29/02)	.66 vs. NO (1/21/07)





# JASON McKIE

## FULLBACK

Height: 5-11 Weight: 245

Age: 27

College: Temple

Bears Season: 5

NFL Season: 6

Acquired: Waiver claim in 2003 (DAL)

# 37

McKie

**PRO CAREER:** The resourceful back has 43 career receptions for 254 yards and 2 TDs while adding 12 carries for 41 yards in 5 NFL seasons... Has appeared in 45 career games through first 5 NFL seasons while spending time on the rosters of Philadelphia and Dallas before coming to Chicago in 2003... Has started in all 4 postseason appearances while gathering 6 receptions for 16 yards with 1 carry for 3 yards resulting in 1st career rushing TD... Became Bears full-time starting fullback in 2006, responding with career highs in receptions (25) and receiving yards (162) in 15 games played, while starting 12... His 25 receptions in 2006 was the most by a Bears fullback since Ty Hallock had 25 in 1998... Tied for Bears team lead with 2 receiving TDs in 2004, a career-high... Participated primarily on special teams in his first season with Chicago and has 17 career special teams tackles... Split rookie season between Eagles practice squad and Cowboys active roster.

**CAREER TRANSACTIONS:** Entered NFL as an undrafted free agent, signing with Philadelphia (4/23/02)... Waived by Eagles (9/1/02)... Signed to Philadelphia's practice squad (9/3/02)... Signed to Dallas' active roster (12/7/02)... Waived by Cowboys (8/17/03)... Signed with Chicago (8/19/03)... Waived by Bears (8/31/03)... Signed to Chicago's practice squad (9/1/03)... Elevated to Bears active roster (11/21/03)... Signed 5-year contract extension (11/2/06). **SIGNED through 2011**

**2006 SEASON:** Started career-high 12 of 15 games played at FB for Chicago and responded with 25 receptions, 5th most on the team, for a career-high 162 receiving yards... Added career-high 8 carries for 18 yards after playing in Games 1-15 - starting Games 1, 3-4, 6-10 and 12-15; Inactive Game 16... Started all 3 postseason contests at fullback tying for 4th on the team with 6 receptions for 16 yards. **GAMES PLAYED-STARTED: 15-12**

**PREVIOUS SEASONS:** **2005** - Recovered from off-season pectoral injury to participate in 8 Bears' games, with 2 starts at FB... Had 3 carries for 22 yards while adding 4 receptions for 15 yards and 3 special teams tackles... Recorded first career rushing TD while starting his postseason debut... Placed on Reserve/Non-Football Injury list (9/2) for Games 1-8... Activated (11/8) and played in Games 9-16, starting Games 14 and 16. **2004** - Chicago's back-up FB played in 15 games with 2 starts while registering 13 receptions for 70 yards with 10 special teams tackles... Career-high 2 TD catches tied for the lead among all Bears receivers... Tied for 7th on Chicago in special teams tackles. **2003** - Participated in 6 games on special teams with Chicago, totaling 2 special teams tackles... On Bears practice squad for Games 1-10... Elevated to Chicago's active roster prior to Game 11. **2002** - Made NFL debut his rookie season, playing in the season finale for Dallas after beginning the season with Philadelphia... Caught 1 pass for 7 yards and recorded 2 special teams tackles... Began season on Eagles practice squad... Signed by Cowboys after Game 12; Inactive for Games 13-15 while making NFL debut in season finale.

**COLLEGE:** Started 26 games at FB in 4 seasons at Temple (1998-2001) where he was a 2-time team captain, rushing for 700 yards and 8 TDs on 169 carries with 44 catches for 460 yards and 1 TD... As a senior, was Owls 2nd-leading rusher with 227 yards and 2 TDs on 36 carries while catching 10 passes for 57 yards... Ranked 3rd in rushing as a junior with 93 yards on 36 carries and 4th with 20 catches for 128 yards... Started 5 games as a sophomore, totaling 172 rushing yards on 35 carries and 14 catches for 75 yards and 1 TD... Set career-highs as a true freshman with 57 carries and 3 TDs while rushing for 201 yards... Graduated with a degree in communications.

**PERSONAL:** Named Prep Football Final's Offensive Player-of-the-Year as a senior at Gulf Breeze (Fla.) H.S. rushing for 1,281 yards and 16 TDs on 183 carries as a senior... Won prep wrestling class 5A 238-pound state championship as a senior... Achieved highest GPA among senior football players as a prep before earning Athletic Director's Academic List honors at Temple as a junior... Third cousin, Aaron McKie, is a guard for the NBA's Los Angeles Lakers... Interned with Chicago Bears Broadcasting during the 2006 off-season, hosting CBTv and learning video editing techniques.

## Jason McKie's NFL Statistics

## REGULAR SEASON

Year	Team	GP-GS	Rush	Yds	Avg	Lg	TD	Rec	Yds	Avg	Lg	TD
2002	Dallas	1 - 0	0	0	-	-	0	1	7	7.0	7	0
2003	Chicago	6 - 0	0	0	-	-	0	0	0	0.0	0	0
2004	Chicago	15 - 2	1	1	1.0	1	0	13	70	5.4	15	2
2005	Chicago	8 - 2	3	22	7.3	13	0	4	15	3.8	11	0
2006	Chicago	15 - 12	8	18	2.3	7	0	25	162	6.5	26	0
NFL totals		45 - 16	12	41	3.4	13	0	43	254	5.9	26	2
BEARS CAREER		44 - 16	12	41	3.4	13	0	42	247	5.9	26	2

**ADDITIONAL STATS:** Kickoff Returns: Career - (7 for 105, long of 25); 2004 (3 for 65, long of 25), 2005 (3 for 29, long of 17), 2006 (1 for 11). Special Teams Tackles: 17 2002 DAL (2), 2003 CHI (2), 2004 CHI (10), 2005 CHI (3); 2006 CHI 2006 (0).

## POSTSEASON

Year	Team	GP-GS	Rush	Yds	Avg	Lg	TD	Rec	Yds	Avg	Lg	TD
2005	Chicago	1 - 1	1	3	3.0	3	1	0	0	-	-	0
2006	Chicago	3 - 3	0	0	-	-	0	6	16	2.7	4	0
Postseason		4 - 4	1	3	3.0	3	1	6	16	2.7	4	0

## SEASON / CAREER / PLAYOFF HIGHS

	2006	Career	Playoff
Rushes	3 at GB (9/10)	3, two times	1 vs. CAR (1/15/06)
Rushing Yards	10 at GB (9/10)	22 at MIN (1/1/06)	3 vs. CAR (1/15/06)
Longest Run	7 at NE (11/26)	13 at MIN (1/1/06)	3 vs. CAR (1/15/06)
Rushing TDs	None	1, two times	1 vs. CAR (1/15/06)
Receptions	5 vs. TB (12/17)	5, two times	3 vs. NO (1/21/07)
Receiving Yards	37 vs. SF (10/29)	Same	8 vs. IND (SB XLI)
Longest Reception	26 vs. SF (10/29)	Same	4, two times

## RULES of INSTANT REPLAY

A "buzzer system" will be used to signal the call for a replay. Before the final two minutes, the head coach will buzz the referee and replay booth that he challenges a play and wants a review. Within the final two minutes and OT, the booth will buzz the ref. The head coaches will wear a belt pack containing a buzzer. When pressed, the buzzer will simultaneously signal the referee, umpire, and replay booth that a replay is being requested. If the buzzer is not working, the coach needs to throw a flag onto the field to signal his request for replay.

There will be three replay monitors at field level in open-air stadiums. Two will be positioned at opposite 20-yard lines near the sideline wall. A third will be in the runway, for use if the weather is inclement. Two monitors will be in domed stadiums.

**COACHES CHALLENGE:** Outside of the final two minutes of each half, each team will be permitted two challenges per game that will initiate referee reviews. Each challenge will cost a team a time-out. If a challenge is upheld, the time-out will be restored, but the challenge will not. No challenges will be recognized from a team that has exhausted its time-outs.

**FINAL TWO MINUTES OF EACH HALF:** After the two-minute warning of each half, and throughout any overtime period, any referee review will be initiated by the replay assistant in the replay booth in the press box. He can initiate as many review requests as he thinks necessary, no matter how many time-outs the teams have. No time-out will be charged for a review initiated from the replay booth.

**REFEREE REVIEW:** All replay reviews will be conducted by the referee on a field-level monitor after consultation with the other covering officials on the play. A decision will be reversed only when the referee has "indisputable visual evidence" that the call should be changed. The referee cannot initiate a replay review in any instance.

**TIME LIMIT:** Reviews will be a maximum of 90 seconds, timed from when the referee puts on the head phones to the replay booth.

**REVIEWABLE PLAYS:** The instant replay system will cover a variety of plays in three main areas—1) sideline, goal line, end zone, and end-line plays; 2) passing plays; and 3) other detectable infractions, such as a runner ruled down not by defensive contact, and the number of players on the field.





# TERRENCE METCALF

## GUARD

Height: 6-4 Weight: 318

Age: 29

College: Mississippi

Bears Season: 6

NFL Season: 6

Acquired: 3rd round of the 2002 draft

# 60

Metcalf

**PRO CAREER:** Veteran offensive lineman enters his 6th NFL season having started at both guard positions over his 62 career games played with 15 starts at right guard and 5 at left guard... Played career-high 16 regular season games in 2006, while also appearing in all 3 postseason contests... Started the first 12 games of 2005 season at RG en route to a career-high 13 starts... Started 17 straight games from 2004-05, beginning with 5 starts at LG to close 2004... Reserve first 3 seasons in the NFL, filled-in for 2 starts and reserve O-line duty in 2003 after playing primarily on special teams as a rookie.

**CAREER TRANSACTIONS:** Entered NFL as a third-round selection (93rd overall) by Chicago in the 2002 NFL Draft... Re-signed 1-year contract with Bears (4/18/05)... Signed 6-year contract extension with Chicago (3/3/06). **SIGNED through 2011**

**2006 SEASON:** Participated in every game for Chicago, including the playoffs, as a reserve O-linemen and on special teams... His 16 games played was a career high. **GAMES PLAYED-STARTED: 16-0**

**PREVIOUS SEASONS:** **2005** - Started first 12 games of the season for Chicago at RG before shoulder injury forced him to miss 3 of the last 4 contests and Divisional Playoff... Contributed to O-line allowing less than 2 sacks per game and Thomas Jones rushing for over 1,300 yards during 13 games played... Started at RG Games 1-12 and 16; Inactive Games 13-15 and Divisional Playoff with shoulder injury. **2004** - Participated in 13 games for Chicago as a reserve O-linemen and on special teams, starting the final 5 games at LG... Played Games 1-3, 5-8 and 11 - starting Games 12-16 at LG; DNP in Games 4, 9-10... Made first start of season at LG vs. MIN (12/5). **2003** - Appeared in 11 games primarily on special teams, started 2 games and saw relief O-line action in 4 other contests... Participated in Games 6-16 - starting Games 13-14 at RG; Inactive Games 1-5... Filled in at RG for start at GB (12/7), the first of his career. **2002** - Participated in 9 of Chicago's final 10 games as a rookie, performing on special teams and as an extra lineman in goal-line situations... Played Games 7-8 and 10-16; Inactive Games 1-6 and 9... Made NFL debut at MIN (10/27) on special teams.

**COLLEGE:** Started all but 6 games played during his 5-year career at Ole Miss (1997-2001)... Did not allow a sack while starting every game at LT as a junior and senior for team that led the SEC in fewest sacks allowed each season... First-team All-American and consensus first-team all-SEC while starting 11 games at LT as a senior... Garnered first-team All-SEC recognition as a junior while starting 12 games at LT that tied for 3rd in NCAA with 7 sacks allowed... Earned second-team All-America honors as a sophomore... Received medical redshirt in 1998 after suffering a season-ending ankle injury in his 3rd start... Started all 12 games as a true freshman... Finished career as the school record-holder with a 500-pound bench press... Majored in management.

**PERSONAL:** Considered one of nation's top O-line prospects at Clarksdale (Miss.) H.S., earning All-State and Parade All-America honors as a senior... Named Mississippi's No. 1 prospect on The Clarion-Ledger Top-10 Most Wanted list and selected to the All-America teams of several recruiting publications... Ranked as the No. 1 prep O-lineman coming out of the Southeast Region by Prep Star... Two-way star had 104 tackles and 7 sacks as a junior defensive tackle... He and wife Tonya have 1 son, DeKaylin, and 3 daughters, Zharia, Zkyra and Zoe... Son of Earlene Metcalf.

## Terrence Metcalf's NFL Statistics

### REGULAR SEASON

GAMES PLAYED-STARTED - 62-20: 2002 (9-0); 2003 (11-2); 2004 (13-5); 2005 (13-13); 2006 (16-0).

### POSTSEASON

GAMES PLAYED-STARTED - 3-0: 2006 (3-0).



# FRED MILLER

## TACKLE

Height: 6-7

Weight: 314

Age: 34

College: Baylor

Bears Season: 3

NFL Season: 12

Acquired: Waived free agent in 2005 (TEN)

# 69

**PRO CAREER:** Veteran offensive tackle has helped pave way for a 1,000-yard rusher in 7 of the last 8 seasons... Part of Bears offensive line that allowed just 25 sacks in 2006, tied for 6th in the NFL... Has started 145 of last 146 games played, which includes 12 postseason contests... Has started 149 of 171 career regular season games in 11 NFL seasons including all 16 in a season on 7 occasions and at least 15 contests in 9 straight seasons... Has competed in the postseason in 6 of his 11 NFL seasons, posting a 7-5 career record in 12 career playoff starts, including helping St. Louis win Super Bowl XXXIV... His 12 postseason starts are the most among active Bears... Chicago's offense has totaled 4,017 rushing yards (10th in the NFL) and allowed 56 sacks (6th in NFL) since his arrival in 2005... Tennessee QBs threw for over 3,000 yards in each of his final 4 campaigns with the team... Only Titans O-lineman to start all 80 regular season games from 2000-04... Initially became an NFL starter at left guard for St. Louis in 1998 before moving to right tackle in 1999 during the Rams Super Bowl season.

**CAREER TRANSACTIONS:** Entered NFL as a fifth-round selection (141st overall) by St. Louis in the 1996 NFL Draft... Signed three-year contract with Rams (7/15/96)... Received qualifying offer from St. Louis (2/11/99) and re-signed as a restricted free agent with Rams (6/1/99)... Contract expired with St. Louis (2/10/00) and signed as an unrestricted free agent with Tennessee (2/23/00)... Released by Titans (2/22/05)... Signed by Chicago to a 5-year contract (3/8/05). **SIGNED through 2009**

**2006 SEASON:** Paved way for 5th consecutive 1,000 yard rusher while starting all 16 regular season and 3 postseason games at RT... Helped Bears post consecutive 1,000 yard rushers for first time since 2000-01 seasons... Bears rushing offense ranked 15th in the NFL and 8th in NFC after gathering 1,918 yards on 503 carries... Offensive line allowed just 25 sacks, tied for the 6th fewest in the NFL **GAMES PLAYED-STARTED: 16-16**

**PREVIOUS SEASONS:** **2005** - Started at RT in 15 games, plus the playoff contest, in his first season with Chicago... Started Games 1-8, 10-16; Inactive Game 9 due to injury... Cleared holes to help lead Bears offense to first 2,000 net rushing yard season since 1990... Inactive vs. SF (11/13) due to broken jaw, snapping string of 110 consecutive games started... Returned to starting line-up vs. CAR (11/20)... Start at TB (11/27) marked his 150th career game played... Started at RT in Divisional Playoff vs. CAR (1/15/06). **2004** - Tennessee's only O-lineman to start all 16 games, doing so for the sixth consecutive season... Helped Chris Brown compile his first 1,000-yard rushing season (1,067 yards) and six 100-yard games while helping Titans QBs combine for 3,829 passing yards... Started at RT at JAX (11/21) without practicing all week due to an ankle injury... Started at RT and helped team gain 542 total yards vs. KC (12/23) on *Monday Night Football*; also saw limited time at RG, but left game in 3rd quarter due to irritation of ankle injury... Left start vs. DEN (12/25) after injuring knee and ankle. **2003** - Started all 16 games for the fifth consecutive season for an O-line that finished tied for 3rd in AFC (6th NFL) with 25 sacks allowed... Helped Eddie George record his seventh 1,000-yard season (1,031) and Steve McNair lead NFL in passing (100.4 rating)... Helped team total more than 100 rushing yards in 8 regular season contests and 1 postseason game... Did not allow a sack and helped offense gain 165 rushing yards in Wild Card Game at BALT (1/3/04). **2002** - Started every game at RT for fourth straight season... Helped Titans finish 2nd in NFL with 21 sacks allowed, the second time in his 3 years with Tennessee that the O-line finished in the top 3 in sacks allowed... Contributed to team's 1,952 rushing yards... Started both postseason contests, including the offense's 338-yard, 1-sack performance in Divisional Playoff vs. PIT (1/11/03). **2001** - Started 16 games at RT for Tennessee and helped offense rank 8th overall in NFL.



**2000** - Began Titans career by starting all 16 games at RT after joining team as a free agent from St. Louis... Paved way for 7 Eddie George rushing TDs to right side of line and 14 total rushing TDs... Contributed to George's 1,509 rushing yards, six 100-yard games and 2 games with 3 TDs... Part of a line that allowed 28 sacks, tied for 2nd-best in AFC and 3rd-best in NFL. **1999** - Major contributor to St. Louis' Super Bowl championship by starting all 16 regular season games and all 3 postseason games at RT... Member of Rams offense that led NFL in total offense and ranked 7th in sacks allowed... Offense rushed for 100 yards in 7 games and passed for 300 yards in 9 games while holding 3 teams without a sack... Held All-Pro DE Michael Strahan without a sack vs. NYG (12/19)... Started all 3 playoff games, including a Super Bowl XXXIV performance vs. TEN (1/30/00) in which he held DE Jevon Kearse without a sack. **1998** - Started 15 games at LG for Rams after being moved from RT in training camp. **1997** - Played 15 games while making 7 seven starts at RT, earning 12th Man offensive award from coaches... Made first NFL start at RT vs. NO (8/31)... Limited Reggie White to 2 tackles and no sacks at GB (11/9). **1996** - Began NFL career by playing in 14 games for St. Louis as a multi-purpose offensive lineman, playing both tackle positions and handling long-snapping duties on field goals... Made NFL debut on special teams vs. WAS (9/22).

**COLLEGE:** Two-time all-Southwest Conference selection at Baylor (1992-95) started 41 of 44 collegiate games... Played in the East-West Shrine game and the Hula Bowl... Graduated with degree in sociology.

**PERSONAL:** Named All-Greater Houston for the Eagles of Eisenhower H.S. in Aldine, TX... Heavily involved in community relations work, devotes much of his time, money and effort to the Nurses for Newborns Foundation (nursesfornewborns.org) with his wife, Kim, who serves as the charity's regional director. The organization is designed to help prevent infant mortality, child abuse and neglect through home based programs that provide education, healthcare and positive parenting skills. He and his wife began their work with the foundation during their time in St. Louis, and on August 15, 2001, made one of the largest single charitable financial donations in NFL history, giving over \$1 million to fund the program in Nashville. Since then, the charity's reach has broadened, reaching several counties across Tennessee with hopes of expanding even further... Born Fred J. Miller Jr., Feb. 6, 1973, in Houston, TX, he and his wife, Kim, have two sons Grant and Evan... Participated in the NFL's Punt, Pass and Kick Competition as a child... An avid deer and wild turkey hunter, his prize catches include a 12-point deer and a 22-pound turkey with 1½-inch spurs and a 10-inch beard.

### Fred Miller's NFL Statistics

#### REGULAR SEASON

**GAMES PLAYED-STARTED -- 171-149; BEARS CAREER - 31-31;** 1996 STL (14-0); 1997 STL (15-7); 1998 STL (15-15); 1999 STL (16-16); 2000 TEN (16-16); 2001 TEN (16-16); 2002 TEN (16-16); 2003 TEN (16-16); 2004 TEN (16-16); 2005 CHI (15-15); 2006 CHI (16-16).

#### POSTSEASON

**GAMES PLAYED-STARTED -- 12-12;** 1999 STL (3-3); 2000 TEN (1-1); 2002 TEN (2-2); 2003 TEN (2-2); 2005 CHI (1-1); 2006 CHI (3-3).

### ATTENDANCE RECORDS

Two of the NFL's 11-biggest single-game attendance totals have occurred at games involving the Chicago Bears.

The then-defending World Champs squared off against the College All-Stars on August 22, 1947, at Soldier Field, in front of 105,840—the third-highest total in NFL history, and the highest in a game played within U.S. borders. The 1942 College All-Star game at Soldier Field drew 101,100 fans—11th all-time.

The Cowboys and Oilers played in front of 112,376 paying customers in a pre-season game in Mexico City (August 15, 1994) for the NFL attendance mark.



# MUHSIN MUHAMMAD

## WIDE RECEIVER

Height: 6-2      Weight: 215

Age: 34

College: Michigan State

Bears Season: 3

NFL Season: 12

Acquired: Waived free agent in 2005 (CAR)

# 87

**PRO CAREER:** Enters 12th year in the NFL needing 636 receiving yards to reach the 10,000-career receiving yards mark, a plateau achieved by just 27 players in the history of the League prior to the start of the 2007 season... Two-time Pro Bowler (1999, 2004) was the Bears leading receiver in 2006 for 2nd consecutive season (3rd straight overall including 2004 with Carolina) and has led his team in receiving 6 times in his career... One of just 5 active NFL receivers with at least 50 receptions in each of the last 9 seasons... Has gained 9,364 career receiving yards while catching 53 touchdown passes; his 702 receptions rank 10th among active NFL receivers... Tied for 6th in NFL with 25 receiving TDs from 2004-06... Has converted a first down on 150 of 180 career third-down receptions (83.3%), including 33 of 35 (94.3%) as a Bear... Chicago's most veteran receiver leads the team with 124 catches for 1,613 yards and 9 TDs since becoming a Bear in 2005... His 20.1 yards per catch average in the playoffs (25 catches for 503 yards) is the 5th highest among active NFL players with at least 10 receptions in the postseason... Signed with Chicago after re-writing Carolina's record book for receiving during his 9 years with the team... Paced NFL with 1,405 receiving yards and 16 receiving TDs in 2004, setting several franchise milestones while compiling those totals with 93 receptions... Panthers all-time franchise leader in receptions (578), receiving yards (7,751), TDs (44-tie), scoring among non-kickers (268 points), 1,000-yard receiving seasons (3-tie), 100-yard receiving games (26), TDs in a season (16), and TDs in a game (3-tie)... Ranks 2nd in Panthers single-season history in receptions (102), receiving yards (1,405) and 100-yard games (7 in 2004)... Paced Carolina in receptions in 1999, 2000, 2002 and 2004 while leading the team in receiving yards in 1999, 2000 and 2004... Became first WR in Panthers history to reach career totals of 100 starts, 500 receptions and 7,500 receiving yards.

**CAREER TRANSACTIONS:** Entered NFL as a second-round selection (43rd overall) by Carolina in the 1996 NFL Draft... Signed to contract extension by Carolina (1/28/00)... Released by Carolina (2/25/05)... Signed 6-year contract with Chicago (2/27/05). **SIGNED through 2010**

**2006 SEASON:** Led Bears for 2nd consecutive season in receptions (60) and receiving yards (863) while ranking 3rd in receiving TDs (5)... Had three 100-yard receiving games in 2006; his first, at GB (9/10), snapping a streak of 28 games for the Bears without a player hitting the century mark in receiving yards... Played and started in every game during the season for the 4th time in his career... Led team with 16 receptions of 20 or more yards. **GAMES PLAYED-STARTED: 16-16**

**PREVIOUS SEASONS:** **2005** - Started all 15 games played in his first season in Chicago, marking his fourth straight season and seventh in 8 years in which he started at least 14 games... Set team highs with 64 receptions for 750 yards with 4 TDs... Tallied 13 of the team's 27 receptions of 20 or more yards... Paced club in receptions and receiving yards in 8 games... Started Games 1-15; Inactive Game 16. **2004** - Started Pro Bowl after leading NFL in TD catches, NFC in receiving yards and finishing 3rd in NFC in catches for Carolina... Became first player in Panthers history to produce 3 seasons with 1,000 receiving yards (1,405) and first player to produce 3 seasons with 90 catches (93)... Team record 16 TD catches, passing the previous franchise mark of 12 by Patrick Jeffers (1999) and Wesley Walls (1999)... Recorded seven 100-yard receiving games, including 5 in the 2nd half of the season when he led all NFL wideouts with 62 receptions, 1,009 yards, 12 TDs... Ranked 6th in NFC with 1,420 yards from scrimmage, 2nd in points among non-kickers with 96 and tied for 3rd with 75 total first downs... Became first Panthers player to make 100 starts in game vs. ATL (10/3)... Season-highs 10 receptions for 179 yards with TD at NO (12/5); 5th-highest receiving yardage total in team history. **2003** - Helped lead Panthers to Super Bowl by ranking 2nd on team in receptions (54) and receiving yards (837) while starting all 15 games played... Recorded 36 receptions for 585 yards and 2 of his 3 TDs during season's last 8 games... Combined with fellow WR Steve Smith (team-high 88 catches for 1,110 yards) for 142 receptions, 2nd among NFC WR combinations behind St. Louis' Torry Holt and Isaac Bruce (186)... Their combined total of receiving yards ranked 4th in NFC... Started all 4 postseason contests, catching 15 passes for 352 yards and 2 TDs while also recovering a fumble for a TD... Ranked 2nd in NFC to teammate Smith in



postseason receptions, receiving yards and total scrimmage yards as the pair combined for 756 combined receiving yards to establish an NFL postseason record for the most combined receiving yards by teammates (previously 569 yards by Roger Craig/Jerry Rice, SF, 1988)... First receiving tandem in NFL postseason history to record a minimum of 10 receptions and each average over 22 yards per catch and the first duo to each boast a reception of 70 yards or longer during the same postseason (His 85-yard TD in Super Bowl XXXVIII and Smith's 70-yard catch in Wild Card Game)... Produced season highs of 9 receptions and 189 receiving yards vs. WAS (11/16); tied for 3rd highest single-game receiving yardage total in team history... Team-high 140 receiving yards on 4 receptions in Super Bowl XXXVIII vs. NE (2/1), including a Super Bowl record for longest offensive play with an 85-yard TD catch from Delhomme. **2002** - Led Panthers with 63 catches for 823 yards and 3 TDs while starting all 14 games played... Ranked 2nd on team in receiving yards and TD catches and generated 100 receiving yards in 3 games... Led or tied for team-lead in receptions in 10 games. **2001** - Finished 2nd on Carolina with 50 catches for 585 yards and 1 TD while starting all 11 games he played. **2000** - Led NFC and tied for NFL lead in receptions with career-high 102 (2nd most in franchise history) for 1,183 yards and 6 TDs while starting all 16 games for the second time in his career... Became first player to lead NFC in receptions in consecutive seasons since Sterling Sharpe (1992-93 with GB), and became eighth player to lead either conference in catches in back-to-back campaigns since the NFL merger in 1970... Became Carolina's all-time receptions leader... Led or tied for team lead in receptions in 10 contests... Recorded 3 games with at least 10 catches and was responsible for 5 games with at least 100 receiving yards... Became team's all-time leader in catches with 5 for team-high 99 yards with a 13-yard TD vs. NO (11/12); also recovered a fumble by Saints DE Darin Howard in the end zone that was forced by TE Kris Mangum and prevented an INT return for a TD... Tied his team single-game mark and personal-best with season-high 11 catches for a season-high 131 yards and 2 TDs vs. GB (11/27) on *Monday Night Football*; marking beginning of season-ending binge during which he caught 48 passes for 514 yards and 3 TDs... Led team with 9 catches for 72 yards and TD vs. SD (12/17), becoming first player in team history to amass a pair of 1,000 yard receiving seasons and first to accomplish the feat in consecutive years. **1999** - Selected to first Pro Bowl after posting 96 catches for 1,253 yards while starting all 15 games played... Led NFC in receptions and ranked 4th in receiving yards while posting 100-yard receiving outings on 5 occasions... Produced 8 TD catches and led or tied for team lead in receptions in 9 contests... Recorded first consecutive 100-yard receiving games in team history with 117 receiving yards on 8 catches vs. CIN (9/26)... Team-high 7 catches for 72 yards at CLE (11/21) made him Carolina's all-time receiving yardage leader. **1998** - Started all 16 games for the first time in his career and ranked 2nd on Panthers with 68 catches, 941 receiving yards and 6 TDs... Tallied three 100-yard receiving efforts. **1997** - Saw action in 13 contests with Carolina, making 5 starts, and totaled 27 catches for 317 yards... Notched 4 special teams tackles... Inactive Games 4-6 with broken wrist. **1996** - Appeared in 9 games as a rookie with Carolina, starting 5, and played in both playoff contests... Caught 25 passes for 407 yards and 1 TD... Inactive vs. ATL (9/1) with shoulder injury suffered in preseason.

**COLLEGE:** Played 36 games during his career at Michigan State (1992-95), making 12 starts and totaling 69 receptions for 1,147 yards and five TDs... Posted 41 catches for 696 yards his senior year... Caught 9 passes for 178 yards with a career-long 78-yard TD in Independence Bowl vs. LSU, the 5th-highest single-game receiving yardage total in Spartans history... Co-winner of most improved player award as a junior after making 10 catches for 161 yards and 2 TDs along with 16 special teams plays.

**PERSONAL:** All-state linebacker and running back at Waverly (MI) HS in Lansing, earning 3 letters in football, 2 in basketball and 2 in track... Muhsin's charitable organization, The M2 Foundation for Kids, is dedicated to enhancing the educational and physical development of children. Through creative and positive interaction with young people the organization's goal is to motivate and help youth improve educational achievement and develop personal competencies for becoming healthy productive adults... Partnered with former Carolina teammates Stephen Davis, Mike Rucker and Mike Minter to open the Ruckus House Learning Center, a 15,000 square foot state-of-the-art child development facility in Harrisburg, NC in June 2005... Served as the local spokesperson for Muscular Dystrophy Association in Charlotte, NC and his 5-year relationship with the organization helped to raise funds and awareness for the group... Was an NFL Europe color commentator for FOX television during the 2002 and 2003 campaigns... Also served as a 2004 postseason correspondent and 2005 draft analyst for NFL Network... Co-host with Charles Tillman of local radio show "Bears All-Access" during the 2005 season... Conducts an annual football camp that raises money for Muscular Dystrophy along with a Christmas toy drive... Serves as spokesperson for Men For Change, a group that generates money and awareness for a battered women's shelter... Named the Panthers "Man of the Year" in 1999 for his efforts in the community... Born Muhsin Muhammad II in Lansing, MI, he and wife, Christa, have 3 daughters, Jordan Taylor, Chase Soen and Kennedy Rain, and 1 son, Muhsin III... First name is Arabic for "charitable" or "one who does good deeds"... Name is pronounced Moo-SIN Moo-HAH-maad.

## Muhsin Muhammad's NFL Statistics

## REGULAR SEASON

Year	Team	GP-GS	Rec	Yds	Avg	Lg	TD	Rush	Yds	Avg	Lg	TD
1996	Carolina	9-5	25	407	16.3	54t	1	1	-1	-1.0	-1	0
1997	Carolina	13-5	27	317	11.7	38	0	0	0	-	-	0
1998	Carolina	16-16	68	941	13.8	72t	6	0	0	-	-	0
1999	Carolina	15-15	96	1,253	13.1	60t	8	0	0	-	-	0
2000	Carolina	16-16	102	1,183	11.6	36	6	2	12	6.0	8	0
2001	Carolina	11-11	50	585	11.7	43	1	0	0	-	-	0
2002	Carolina	14-14	63	823	13.1	42	3	3	40	16.7	20	0
2003	Carolina	15-15	54	837	15.5	60	3	2	-2	-1.0	0	0
2004	Carolina	16-16	93	1,405	15.1	51	16	3	15	5.0	13	0
2005	Chicago	15-15	64	750	11.7	33	4	0	0	-	-	0
2006	Chicago	16-16	60	863	14.4	40	5	0	0	0.0	0	0
<b>NFL totals</b>		<b>156-144</b>	<b>702</b>	<b>9,364</b>	<b>13.3</b>	<b>72t</b>	<b>53</b>	<b>11</b>	<b>64</b>	<b>5.8</b>	<b>20</b>	<b>0</b>
<b>BEARS CAREER</b>		<b>31-31</b>	<b>124</b>	<b>1,613</b>	<b>13.0</b>	<b>40</b>	<b>9</b>	<b>0</b>	<b>0</b>	<b>0.0</b>	<b>0</b>	<b>0</b>

**ADDITIONAL STATS:** Kickoff Returns -- 2 for 5 yards; 2003 (1 for 2 yards); 2006 (1 for 3 yards). Fumbles-- Lost -- 12-6; 1998 (2-2), 1999 (1-1), 2000 (1-0), 2001 (2-1), 2003 (3-1), 2004 (2-0), 2005 (0-0), 2006 (1-1).

## POSTSEASON

Year	Team	GP-GS	Rec	Yds	Avg	Lg	TD	Rush	Yds	Avg	Lg	TD
1996	Carolina	2-0	0	0	0.0	-	0	0	0	-	-	0
2003	Carolina	4-4	15	352	23.5	85t	2	3	14	4.7	6	0
2005	Chicago	1-1	3	58	19.3	24	0	0	0	-	-	0
2006	Chicago	3-3	7	93	13.3	22	1	0	0	-	-	0
<b>Postseason</b>		<b>10-8</b>	<b>25</b>	<b>503</b>	<b>20.1</b>	<b>85t</b>	<b>3</b>	<b>3</b>	<b>14</b>	<b>4.7</b>	<b>6</b>	<b>0</b>

## SEASON / CAREER / PLAYOFF HIGHS

	2006	Career	Playoff
Receptions	9 at MIN (9/24)	11, two times	5 at STL (1/10/04)
Receiving Yards	123 at NYG (11/12)	192 at NO (9/13/98)	140 vs. NE (SB XXXVIII)
Longest Reception	40 at DET (12/24)	72t at ATL (10/4/98)	85t vs. NE (SB XXXVIII)
Receiving TDs	1, five times	3, two times	1, three times

## MUHSIN MUHAMMAD'S GAME-BY-GAME OFFENSIVE STATS

71-73 Regular Season Starting Record (5-3 Postseason)

## 1996 CAROLINA PANTHERS

Date	W/L	Opp.	Rec	Yards	Avg.	Long	TD
09/01	W	ATL	INACTIVE				
09/08	W	@ NO	6	96	16.0	39	0
09/22	W	SF	3	36	12.0	20	0
09/29*	L	@ JAC	5	96	19.2	39	0
10/06*	L	@ MIN	4	34	8.5	13	0
10/13*	W	STL	1	54t	54.0	54t	1
10/20*	W	NO	3	46	15.3	22	0
10/27*	L	@ PHI	3	45	15.0	35	0
11/03	L	@ ATL	INACTIVE				
11/10	W	NYG	INACTIVE				
11/17	W	@ STL	INACTIVE				
11/24	W	@ HOU	INACTIVE				
12/01	W	TB	INACTIVE				
12/08	W	@ SF	INACTIVE				
12/15	W	BAL	0	0	0.0	0	0
12/22	W	PIT	0	0	0.0	0	0
<b>Totals</b>	<b>2-3</b>		<b>25</b>	<b>407</b>	<b>16.3</b>	<b>54</b>	<b>1</b>

## POSTSEASON

01/05	W	DAL	0	0	0.0	0	0
01/12	L	@ GB	0	0	0.0	0	0
<b>Totals</b>	<b>0-0</b>		<b>0</b>	<b>0</b>	<b>0.0</b>	<b>0</b>	<b>0</b>

## 1997 CAROLINA PANTHERS

Date	W/L	Opp.	Rec	Yds	Avg	Long	TD
08/31	L	WAS	0	0	0.0	0	0
09/07	W	@ ATL	8	71	8.9	15	0
09/14*	W	@ SD	4	43	10.8	13	0
09/21	L	KC	INACTIVE				
09/29	L	SE	INACTIVE				
10/12	L	@ MIN	INACTIVE				
10/19	W	@ NO	0	0	0.0	0	0
10/26	W	ATL	0	0	0.0	0	0
11/02	W	OAK	0	0	0.0	0	0
11/09	L	@ DEN	0	0	0.0	0	0
11/16	L	@ SF	0	0	0.0	0	0
11/23	W	@ STL	3	39	13.0	25	0

11/30*	L	NO	3	40	13.3	19	0
12/08*	W	@ DAL	4	73	18.3	38	0
12/14*	L	GB	1	6	6.0	6	0
12/20*	L	STL	4	45	11.3	15	0
<b>Totals</b>	<b>2-3</b>		<b>27</b>	<b>317</b>	<b>11.7</b>	<b>38</b>	<b>0</b>

## 1998 CAROLINA PANTHERS

Date	W/L	Opp.	Rec	Yds	Avg	Long	TD
09/06*	L	ATL	2	24	12.0	15	0
09/13*	L	@ NO	9	192	21.3	59	1
09/27*	L	GB	2	25	12.5	15t	1
10/04*	L	@ ATL	4	104	26.0	72t	1
10/11*	L	@ DAL	5	63	12.6	23	0
10/18*	L	@ TB	6	56	9.3	19	0
10/25*	L	BUF	6	66	11.0	20	0
11/01*	W	NO	3	23	7.7	11	1
11/08*	L	@ SF	4	74	18.5	33	0
11/15*	L	MIA	3	21	7.0	12	0
11/22*	W	@ STL	4	36	9.0	13	0
11/29*	L	@ NYJ	3	44	14.7	31	0
12/06*	L	SE	8	73	9.1	12t	1
12/13*	L	WAS	7	118	16.9	63	0
12/20*	W	STL	2	22	11.0	19	1
12/27*	W	@ IND	0	0	0.0	0	0
<b>Totals</b>	<b>4-12</b>		<b>68</b>	<b>941</b>	<b>13.8</b>	<b>72t</b>	<b>6</b>

## 1999 CAROLINA PANTHERS

Date	W/L	Opp.	Rec	Yds	Avg	Long	TD
09/12*	L	@ NO	4	64	16.0	26	0
09/19*	L	JAC	4	103	25.8	60t	1
09/26*	W	CIN	8	117	14.6	33	0
10/03*	L	@ WAS	8	151	18.9	31	0
10/17*	W	@ SF	6	96	16.0	39	1
10/24*	L	DET	4	62	15.5	29	0
10/31*	L	@ ATL	5	62	12.4	18	0
11/07*	W	PHI	8	88	11.0	27	2
11/14*	L	@ STL	9	125	13.9	30	0
11/21*	W	@ CLE	7	72	10.3	23	0



11/28	W	ATL	INACTIVE					
12/05*	L	STL	4	46	11.5	15	0	
12/12*	W	@ GB	8	51	6.4	13	0	
12/18*	W	SF	11	126	11.5	29	3	
12/26*	L	@ PIT	4	45	11.3	16	0	
01/02*	W	NO	6	45	7.5	18	1	
<b>Totals</b>	<b>7-8</b>		<b>96</b>	<b>1253</b>	<b>13.1</b>	<b>601</b>	<b>8</b>	

## 2000 CAROLINA PANTHERS

Date	W/L	Opp	Rec	Yds	Avg	Long	TD
09/03*	L	@ WAS	6	48	8.0	22	0
09/10*	W	@ SF	8	108	13.5	36	1
09/17*	L	ATL	5	34	6.8	9t	1
10/1*	L	DAL	5	52	10.4	27	0
10/8*	W	SEA	1	8	8.0	8	0
10/15*	L	@ NO	2	27	13.5	19	0
10/22*	W	SF	9	127	14.1	27	0
10/29*	L	@ ATL	1	7	7.0	7	0
11/05*	W	@ STL	6	83	13.8	23	0
11/12*	L	NO	5	99	19.8	34	1
11/19*	L	@ MIN	6	76	12.7	23	0
11/27*	W	GB	11	131	11.9	34	2
12/03*	W	STL	10	95	9.5	18	0
12/10*	L	@ KC	8	102	12.8	23	0
12/17*	W	SD	9	72	8.0	14	1
12/24*	L	@ OAK	10	114	11.4	26	0
<b>Totals</b>	<b>7-9</b>		<b>102</b>	<b>1183</b>	<b>11.6</b>	<b>36</b>	<b>6</b>

## 2001 CAROLINA PANTHERS

Date	W/L	Opp	Rec	Yds	Avg	Long	TD
09/09*	W	@ MIN	4	69	17.3	43	1
09/23*	L	@ ATL	10	132	13.2	38	0
09/30*	L	GB	3	39	13.0	19	0
10/07*	L	@ SF	8	62	7.8	17	0
10/14*	L	@ NO	2	8	4.0	4	0
10/21*	L	@ WAS	2	27	13.5	16	0
10/28*	L	NYJ	2	15	7.5	10	0
11/04*	L	@ MIA	4	45	11.3	19	0
11/11*	L	@ STL	6	75	12.5	28	0
11/18*	L	SF	1	9	9.0	9	0
11/25	L	ATL	INACTIVE				
12/02	L	@ NO	INACTIVE				
12/09*	L	@ BUF	8	104	13.0	36	0
12/23	L	STL	INACTIVE				
12/30	L	ARZ	INACTIVE				
01/06	L	NE	INACTIVE				
<b>Totals</b>	<b>1-10</b>		<b>50</b>	<b>585</b>	<b>11.7</b>	<b>43</b>	<b>1</b>

## 2002 CAROLINA PANTHERS

Date	W/L	Opp	Rec	Yds	Avg	Long	TD
09/08*	W	BAL	2	37	18.5	33	0
09/15*	W	DET	8	107	13.4	32	1
09/22*	W	@ MIN	6	63	10.5	25	0
09/29	L	@ GB	INACTIVE				
10/06	L	ARZ	INACTIVE				
10/13*	L	@ DAL	6	82	13.7	24	0
10/20*	L	@ ATL	2	21	10.5	12	0
10/27*	L	TB	3	31	10.3	17	0
11/10*	L	NO	4	112	28.0	42	0
11/17*	L	@ TB	3	59	19.7	29	0
11/24*	L	ATL	0	0	0.0	0	0
12/1*	W	@ CLE	4	49	12.3	17	0
12/08*	W	CIN	8	106	13.3	26	1
12/15*	L	@ PIT	5	39	7.8	17	0
12/22*	W	CHI	5	22	4.4	10	1
12/29*	W	@ NO	7	95	13.6	31	0
<b>Totals</b>	<b>7-7</b>		<b>63</b>	<b>823</b>	<b>13.1</b>	<b>42</b>	<b>3</b>

## 2003 CAROLINA PANTHERS

Date	W/L	Opp	Rec	Yds	Avg	Long	TD
09/07*	W	JAX	1	13	13.0	13t	1
09/14*	W	@ TB	4	61	15.3	22	0
09/28*	W	ATL	2	27	13.5	16	0
10/05*	W	NO	5	42	8.4	16	0
10/12*	W	@ IND	2	10	5.0	6	0
10/19*	L	TEN	2	70	35.0	60	0
10/26	W	@ NO	INACTIVE				
11/02*	L	@ HOU	2	29	14.5	20	0
11/09*	W	TB	4	46	11.5	22	0
11/16*	W	WAS	9	189	21.0	40	0
11/23*	L	@ DAL	2	58	0.0	35	0
11/30*	L	PHI	6	79	13.2	23t	1

12/07*	L	@ ATL	3	53	17.7	20	0
12/14*	W	@ ARZ	1	11	11.0	11	0
12/21*	W	DET	6	69	11.5	29	0
12/28*	W	@ NYG	5	80	16.0	36	1
<b>Totals</b>	<b>10-5</b>		<b>54</b>	<b>837</b>	<b>15.5</b>	<b>60</b>	<b>3</b>

## POSTSEASON

01/03*	W	DAL	4	103	25.8	57	0
01/10*	W	@ STL	5	70	14.0	24	0
01/18*	W	@ PHI	2	39	19.5	24	1
02/01*	L	@ NE	4	140	35.0	85t	1
<b>Totals</b>	<b>3-1</b>		<b>15</b>	<b>352</b>	<b>23.5</b>	<b>85t</b>	<b>2</b>

## 2004 CAROLINA PANTHERS

Date	W/L	Opp	Rec	Yds	Avg	Long	TD
09/13*	L	GB	4	65	16.3	30	1
09/19*	W	@ KC	2	26	13.0	18	0
10/03*	L	ATL	7	114	16.3	34	0
10/10*	L	@ DEN	1	9	9.0	9	0
10/17*	L	@ PHI	6	48	8.0	15	1
10/24*	L	SD	3	28	9.3	14	0
10/31*	L	@ SEA	8	106	13.3	35	2
11/07*	L	OAK	8	94	11.8	26	0
11/14*	W	@ SF	6	123	20.5	40t	3
11/21*	W	ARZ	6	118	19.7	39	2
11/28*	W	TB	2	32	0.0	43	0
12/05*	W	@ NO	10	179	17.9	51	1
12/12*	W	STLS	6	98	16.3	30	1
12/18*	L	@ ATL	10	135	13.5	25	1
12/26*	W	@ TB	8	115	14.4	23	2
1/02*	L	NO	6	95	15.8	21	2
<b>Totals</b>	<b>7-9</b>		<b>93</b>	<b>1405</b>	<b>15.1</b>	<b>51</b>	<b>16</b>

## 2005 CHICAGO BEARS

Date	W/L	Opp	Rec	Yds	Avg	Long	TD
9/11*	L	@ WAS	6	59	9.8	20	0
9/18*	W	DET	6	81	13.5	28t	1
9/25*	L	CIN	4	58	14.5	23	0
10/9*	L	@ CLE	6	52	8.7	22	0
10/16*	W	MIN	5	48	9.6	16	0
10/23*	W	BAL	3	39	13.0	23	0
10/30*	W	@ DET	4	49	12.3	23t	1
11/6*	W	@ NO	3	85	28.3	33	0
11/13*	W	SF	1	3	3.0	3	0
11/20*	W	CAR	6	49	8.2	17	1
11/27*	W	@ TB	4	38	9.5	14	0
12/4*	W	GB	0	0	0.0	0	0
12/11*	L	@ PIT	8	91	11.4	21	0
12/18*	W	ATL	3	40	13.3	22	0
12/25*	W	@ GB	5	58	11.6	20	1
1/1	L	@ MIN	INACTIVE				
<b>Totals</b>	<b>11-4</b>		<b>64</b>	<b>750</b>	<b>11.7</b>	<b>33</b>	<b>4</b>

## POSTSEASON

1/15	L	CAR	3	58	19.3	24	0
------	---	-----	---	----	------	----	---

## 2006 CHICAGO BEARS

Date	W/L	Opp	Rec	Yds	Avg	Long	TD
9/10*	W	@ GB	6	102	17.0	27	0
9/17*	W	DET	4	59	14.8	20	0
9/24*	W	@ MIN	9	118	13.1	24	0
10/1*	W	SEA	5	45	9.0	14	1
10/8*	W	BUF	2	10	5.0	5	0
10/16*	W	@ ARZ	1	2	2.0	2	0
10/29*	W	SF	5	65	13.0	27	1
11/5*	L	MIA	2	42	21.0	30t	1
11/12*	W	@ NYG	7	123	17.6	25	1
11/19*	W	@ NYJ	2	29	14.5	28	0
11/26*	L	@ NE	3	37	12.3	18	0
12/3*	W	MIN	1	5	5.0	5	0
12/11*	W	@ STL	3	50	16.7	21	1
12/17*	W	TB	6	85	14.2	20	0
12/24*	W	@ DET	3	64	21.3	40	0
12/31*	L	GB	1	27	27.0	27	0
<b>Totals</b>	<b>13-3</b>		<b>60</b>	<b>863</b>	<b>14.4</b>	<b>40</b>	<b>5</b>

## POSTSEASON

1/14*	W	SEA	3	38	12.7	21	0
1/21*	W	NO	1	20	20.0	20	0
2/4*	L	IND	3	35	11.7	22	1
<b>Totals</b>	<b>2-1</b>		<b>7</b>	<b>93</b>	<b>13.3</b>	<b>22</b>	<b>1</b>

\*Denotes Game Started

Bold Italic denotes led or tied for team lead

Does not include Avg.



# ADEWALE OGUNLEYE

## DEFENSIVE END

**Height:** 6-4      **Weight:** 260

**Age:** 30

**College:** Indiana

**Bears Season:** 4

**NFL Season:** 7

**Acquired:** Trade with Miami in 2004

# 93

**PRO CAREER:** Ranks 9th in NFL with 46 sacks since 2002, registering at least 9.5 sacks in 3 of those 5 seasons... Has garnered 0.52 sacks per game as a member of the Bears (21.5 sacks in 41 contests), 3rd highest average for a Chicago player since 1982... His 21.5 sacks are also the most over a 3-year span by a Bears defensive lineman since Jim Flanigan recorded 22.0 sacks from 1995-1997... Owner of 12 multiple-sack games in which his team has a 10-2 record (5-0 with Chicago)... Has registered 5 fumble recoveries since coming to Chicago in 2004, the most by an active Bear over that span... Started 73 of 80 career games played, including all 41 in Chicago, totaling 323 career tackles, 12 TFLs, 15 PBUs, 11 forced fumbles and 8 fumble recoveries... Has started 14 or more games in 4 of his last 5 seasons... Has recorded his career high of 3 sacks in 3 contests: 11/20/05 vs. CAR, 10/12/03 at JAX, 11/17/02 vs. BALT... Has 18 tackles and 3 TFLs while leading all active Bears with 3 sacks in 4 career postseason starts... Led Chicago with 10 sacks in 2005, becoming first Bears DE to record double-digit sacks in a season since Richard Dent in 1993... Earned first Pro Bowl appearance in 2003 by leading AFC with career-high 15 sacks... Became sixth Dolphins DE voted to Pro Bowl after recording the 5th-highest single-season sack total in franchise history... Notched 9.5 sacks in 2002 while starting all 16 contests including 4.5 sacks over a 4-game streak (12/1-12/21)... Two-time AFC Defensive Player of the Week (11/17/02, 9/21/03).

**CAREER TRANSACTIONS:** Entered NFL as an undrafted rookie free agent, signing with Miami (4/25/00)... Acquired by Chicago (8/21/04) via trade with Miami for Marty Booker and a conditional 2005 draft pick... Signed 6-year contract with Bears (8/21/04). **SIGNED through 2009**

**2006 SEASON:** Ranked 3rd on the Bears with 6.5 sacks while leading the team with 12 QB hits and 3 defensive fumble recoveries, including 1 in the 4th quarter at MIN (9/24) that led to the go-ahead score for Chicago... Started all 14 regular season appearances recording 2 multi-sack games while adding 58 tackles, 1 PBU, 1 TFL and 1 forced fumble... Started all 3 postseason contests and led team with 2 sacks, including 1 in the NFC Championship game vs. NO (1/21) in which he stripped and recovered the football from Saints QB Drew Brees all in the same motion... Started Games 1-4, 7-16 and all 3 postseason contests at LDE; Inactive Games 5-6 with a hamstring injury. **GAMES PLAYED-STARTED: 14-14**

**PREVIOUS SEASONS: 2005** - Started all 15 games played while leading Chicago with 10 sacks, becoming first Bears DE to record double-digit sacks in a season since Richard Dent in 1993... Ranked 6th in NFC and tied for 15th in NFL in sacks... Finished 5th on team while pacing the D-line with career-high 77 tackles including 8 TFLs and added 4 PBUs, 2 forced fumbles and 1 fumble recovery... Combined with Alex Brown to record 16 sacks, 2nd-most in the NFC (7th-most in NFL)... Named 2nd-alternate for the Pro Bowl... Started Games 1-15 at LDE; Inactive Game 16. **2004** - Acquired by Bears via trade during the preseason and ranked 3rd on team with 5 sacks among 51 tackles, 3 forced fumbles and 1 fumble recovery while starting all 12 games played at LDE before being placed on injured reserve on 12/28... Started Games 1-5 and 8-14 at LDE; Inactive Games 6-7 and 15 due to a leg injury... Recorded 4 sacks during 5-game stretch from 11/7 (at NYG) through 12/5 (vs. MIN) during which the team posted a 3-2 record... Recorded first sack with Bears at MIN (9/26); forced 2 fumbles, 1 on the sack and 1 that he ripped from Onterio Smith's arms and returned 7 yards... Tallied 1.5 sacks at TEN (11/14); forced fumble on half-sack with Alex Brown in overtime, then scored game-winning safety by landing on then-Titans tackle Fred Miller who recovered the fumble in the end zone. **2003** - Started first career Pro Bowl after leading AFC (2nd in NFL) and Dolphins with 15 sacks... Started all 16 games at LDE for Miami, registering 73 tackles, 6 TFLs, team-high 40 QB hurries, 2 forced fumbles, 1 fumble recovery and 6 PBUs... First-team All-AFC by *Pro Football Weekly* and tabbed team MVP in a vote of South Florida



media... Posted 5 multi-sack games in which Dolphins went 4-1... Ranked 6th on team and 1st on D-line in tackles... Notched 7 tackles with 2 sacks vs. BUF (9/21) to earn 2nd career AFC Defensive Player of the Week honors. **2002** - Stepped into starting role with Miami and opened all 16 contests at LDE to team with Jason Taylor to form the NFL's most potent sack tandem... Ranked 8th on team and 2nd on D-line with 59 tackles, including 9.5 sacks, 26 QB hurries, 2 fumble recoveries, 3 forced fumbles and 3 PBUs... Sack total was 2nd on club, 6th in AFC and 17th in NFL... Notched sack in 4 straight contests over Games 12-15 that ended in season finale against New England; equaling fourth-longest in Dolphins history... Earned first career AFC Defensive Player of the Week award after setting career-high with 3 sacks vs. BAL (11/17)... On *Monday Night Football* vs. CHI (12/9) recorded sack, forced fumble and fumble recovery on same play. **2001** - Played in 7 games with Miami, finishing with 5 total tackles and a half-sack... Inactive Games 1-3 and for Divisional Playoff vs. BAL (1/13/02). **2000** - Spent rookie season on Dolphins reserve/non-football injury list (8/22/00) while recovering from knee injury sustained during his senior season of college.

**COLLEGE:** Four-year letterman and starter (1996-99) at Indiana, starting 37 of 39 games played... Finished with 167 total tackles, including 64 TFLs, 34 sacks and 3 fumble recoveries... Finished career 5th on Big Ten all-time sack chart... Started each of the first 6 games of his senior season before sustaining a torn ACL in his knee in the sixth game of the season vs. Northwestern (10/9/99)... Prior to the injury, had tallied 22 tackles, including 11 TFLs and 7.5 sacks... Second-team all-Big Ten as a junior, starting all 11 games and registering 56 tackles, with 17 TFLs and 8 sacks... First-team all-Big Ten as a sophomore when he started all 11 contests and recorded 42 tackles with career highs of 21 TFLs and 10 sacks... Notched career-high 4 sacks vs. Ohio State... Started 9 of the 11 games in which he played as a redshirt freshman in 1996 and tallied 47 tackles, including team-high figures of 15 TFLs and 8.5 sacks... Earned degree in English and was enrolled in post-graduate work during the 1999 season.

**PERSONAL:** An all-city selection as a senior at Tottenville H.S. in Staten Island, N.Y... Has done work with the Muscular Dystrophy Association and Read Across America... Has assisted in building houses for Habitat for Humanity... Often spends his off days speaking in schools, visiting hospitals or attending other charity events... Goes by the nickname "Wale."

### Adebowale Ogunleye's NFL Statistics

#### REGULAR SEASON

Year	Team	GP	GS	Tackles					Interceptions					Fumbles			Misc.	
				Tot	S	A	Sk	Yds	No	Yds	Lg	TD	PD	FF	FR	Yds	TFL	STT
2000	Miami	0	0	0	0	0	0.0	0.0	0	0	0	0	0	0	0	0	0	0
2001	Miami	7	0	5	2	3	0.5	3.0	0	0	0	0	0	0	0	0	n/a	0
2002	Miami	16	16	59	36	23	9.5	62.0	0	0	0	0	3	3	2	0	n/a	0
2003	Miami	16	16	73	50	23	15.0	71.0	0	0	0	0	6	2	1	0	n/a	0
2004	Chicago	12	12	51	27	24	5.0	21.5	0	0	0	0	1	3	1	7	3	0
2005	Chicago	15	15	77	48	29	10.0	55.0	0	0	0	0	4	2	1	0	8	0
2006	Chicago	14	14	58	34	24	6.5	36.0	0	0	0	0	1	1	3	0	1	0
<b>NFL totals</b>		<b>80</b>	<b>73</b>	<b>323</b>	<b>197</b>	<b>126</b>	<b>46.5</b>	<b>248.5</b>	<b>0</b>	<b>0</b>	<b>0</b>	<b>0</b>	<b>15</b>	<b>11</b>	<b>8</b>	<b>7</b>	<b>12</b>	<b>0</b>
<b>BEARS totals</b>		<b>41</b>	<b>41</b>	<b>186</b>	<b>109</b>	<b>77</b>	<b>21.5</b>	<b>112.5</b>	<b>0</b>	<b>0</b>	<b>0</b>	<b>0</b>	<b>6</b>	<b>6</b>	<b>5</b>	<b>7</b>	<b>12</b>	<b>0</b>

#### POSTSEASON

Year	Team	GP	GS	Tackles					Interceptions					Fumbles			Misc.	
				Tot	S	A	Sk	Yds	No	Yds	Lg	TD	PD	FF	FR	Yds	TFL	STT
2005	Chicago	1	1	5	3	2	1.0	8.0	0	0	0	0	0	1	0	0	1	0
2006	Chicago	3	3	13	10	3	2.0	10.0	0	0	0	0	0	1	1	0	2	0
<b>Postseason</b>		<b>4</b>	<b>4</b>	<b>18</b>	<b>13</b>	<b>5</b>	<b>3.0</b>	<b>18.0</b>	<b>0</b>	<b>0</b>	<b>0</b>	<b>0</b>	<b>0</b>	<b>2</b>	<b>1</b>	<b>0</b>	<b>3</b>	<b>0</b>

#### SEASON / CAREER / PLAYOFF HIGHS

	2006	Career	Playoff
Tackles	8, two times	12 vs. SF (11/13/05)	8 vs. SEA (1/14/07)
Solos	6 at NYJ (11/19)	9 at DET (10/30/05)	5 vs. SEA (1/14/07)
Sacks	2 vs. MIN (12/3)	3, three times	1, three times
Tackles For Loss	1 vs. SF (10/29)	3 at DET (10/30/05)	1, three times
Pass Defenses	1 vs. GB (12/31)	2, two times	None

## ADEWALE OGUNLEYE'S GAME-BY-GAME DEFENSIVE STATS

45-28 Regular Season Starting Record (2-2 Postseason)

## 2000 MIAMI DOLPHINS

Date W/L Opp. Tkl-S TFL PD INT-Yds Sk-YL

Spent season on Reserve/Non-Football Injury List

Totals 0-0 0-0 0 0 0-0 0-0

## 2001 MIAMI DOLPHINS

Date W/L Opp. Tkl-S TFL PD INT-Yds Sk-YL

Inactive Weeks 1-3, 5, 10-14 and playoff loss vs. BAL

10/7 W NE 0 n/a 0 0-0 0-0

10/28 W at SEA 1 n/a 0 0-0 0-0

11/4 W CAR 1 n/a 0 0-0 0.5-3

11/11 W at IND 2 n/a 0 0-0 0-0

11/18 L NYJ 0 n/a 0 0-0 0-0

12/30 W ATL 1 n/a 0 0-0 0-0

1/6 W BUF 0 n/a 0 0-0 0-0

Totals 0-0 5 n/a 0 0-0 0.5-3

## 2002 MIAMI DOLPHINS

Date W/L Opp. Tkl-S TFL PD INT-Yds Sk-YL

9/18\* W DET 3 n/a 0 0-0 0-0

9/15\* W at IND 1 n/a 0 0-0 0-0

9/22\* W NYJ 4 n/a 0 0-0 1-3

9/29\* L at KC 7 n/a 2 0-0 0-0

10/6\* W NE 2 n/a 0 0-0 0-0

10/13\* W at DEN 5 n/a 0 0-0 1-6

10/20\* L BUF 3 n/a 0 0-0 0-0

11/4\* L at GB 6 n/a 0 0-0 0-0

11/10\* L at NYJ 4 n/a 0 0-0 0-0

11/17\* W BAL 7 n/a 0 0-0 3-20

11/24\* W SD 1 n/a 0 0-0 0-0

12/1\* L at BUF 2 n/a 0 0-0 1-7

12/9\* W CHI 3 n/a 0 0-0 1-6

12/15\* W OAK 2 n/a 0 0-0 1-10

12/21\* L at MIN 5 n/a 1 0-0 1.5-10

12/29\* L at NE 4 n/a 0 0-0 0-0

Totals 9-7 59 n/a 3 0-0 9.5-62

## 2003 MIAMI DOLPHINS

Date W/L Opp. Tkl-S TFL PD INT-Yds Sk-YL

9/7\* L HOU 1 n/a 0 0-0 0-0

9/14\* W at NYJ 2 n/a 1 0-0 0-0

9/21\* W BUF 7 n/a 0 0-0 2-8

10/5\* W at NYG 3 n/a 0 0-0 0-0

10/12\* W at JAX 7 n/a 2 0-0 3-11

10/19\* L NE 4 n/a 0 0-0 0-0

10/27\* W at SD 4 n/a 0 0-0 2-17

11/2\* L IND 8 n/a 0 0-0 2-9

11/9\* L at TEN 2 n/a 0 0-0 0-0

11/16\* W BAL 7 n/a 1 0-0 1-2

11/23\* W WAS 4 n/a 1 0-0 0-0

11/27\* W at DAL 4 n/a 0 0-0 2-5

12/7\* L at NE 4 n/a 0 0-0 1-2

12/15\* L PHI 5 n/a 1 0-0 0-0

12/21\* W at BUF 5 n/a 0 0-0 1-8

12/28\* W NYJ 6 n/a 0 0-0 1-9

Totals 10-6 73 n/a 6 0-0 15-71

Solo tackles by game not available from 2001-2003

\*Denotes Game Started

Bold Italic denotes led or tied for team lead

## 2004 CHICAGO BEARS

Date W/L Opp. Tkl-S TFL PD INT-Yds Sk-YL

9/11 L NO 3-1 n/a 0 0-0 0-0

9/12\* L DET 4-3 0 0 0-0 0-0

9/19\* W at GB 3-3 0 1 0-0 0-0

9/26\* L at MIN 5-1 0 0 0-0 1-2

10/3\* L PHI 6-3 1 0 0-0 0-0

10/17\* L WAS 2-1 0 0 0-0 0-0

10/24 L at TB INACTIVE

10/31 W SF INACTIVE

11/7\* W at NYG 3-3 0 0 0-0 1-4

11/14\* W at TEN 7-4 2 0 0-0 1.5-9.5

11/21\* L IND 2-1 0 0 0-0 0-0

11/25\* L at DAL 3-1 0 0 0-0 1-5

12/5\* W MIN 5-1 0 0 0-0 0.5-1

12/12\* L at JAX 6-4 0 0 0-0 0-0

12/19\* L HOU 5-2 0 0 0-0 0-0

12/26 L at DET INACTIVE

1/2 L GB INJURED RESERVE

Totals 4-8 51-27 3 1 0-0 5-21.5

## 2005 CHICAGO BEARS

Date W/L Opp. Tkl-S TFL PD INT-Yds Sk-YL

9/11\* L at WAS 8-6 1 1 0-0 1-5

9/18\* W DET 1-0 0 0 0-0 0-0

9/25\* L CIN 7-4 1 1 0-0 1-8

10/9\* L at CLE 2-0 0 0 0-0 0-0

10/16\* W MIN 2-1 0 0 0-0 0-0

10/23\* W BAL 5-4 0 1 0-0 1-4

10/30\* W at DET 10-9 3 0 0-0 0-0

11/6\* W at NO 5-4 1 1 0-0 1-3

11/13\* W SF 12-6 1 0 0-0 0-0

11/20\* W CAR 8-6 0 0 0-0 3-14

11/27\* W at TB 5-2 0 0 0-0 2-18

12/4\* W GB 4-2 0 0 0-0 0-0

12/11\* L at PIT 2-2 1 0 0-0 0-0

12/18\* W ATL 5-2 0 0 0-0 1-3

12/25\* W at GB 1-0 0 0 0-0 0-0

1/1 L at MIN INACTIVE

Totals 11-4 77-48 8 4 0-0 10-55

## POSTSEASON

1/15\* L CAR 5-3 1 0 0-0 1-8

## 2006 CHICAGO BEARS

Date W/L Opp. Tkl-S TFL PD INT-Yds Sk-YL

9/10\* W at GB 4-2 0 0 0-0 0-0

9/17\* W DET 5-3 0 0 0-0 1.5-9

9/24\* W at MIN 8-2 0 0 0-0 0-0

10/1\* W SEA 2-1 0 0 0-0 0-0

10/8 W BUF INACTIVE

10/16 W at ARZ INACTIVE

10/29\* W SF 4-4 1 0 0-0 1-6

11/5\* L MIA 4-2 0 0 0-0 0-0

11/12\* W at NYG 5-3 0 0 0-0 0-0

11/19\* W at NYJ 8-6 0 0 0-0 1-6

11/26\* L at NE 5-2 0 0 0-0 0-0

12/3\* W MIN 6-4 0 0 0-0 2-10

12/11\* W at STL 2-2 0 0 0-0 1-5

12/17\* W TB 2-1 0 0 0-0 0-0

12/24\* W at DET 1-0 0 0 0-0 0-0

12/31\* L GB 2-2 0 1 0-0 0-0

Totals 11-3 58-34 1 1 0-0 6.5-36

## POSTSEASON

1/14\* W SEA 8-5 1 0 0-0 1-6

1/21\* W NO 3-3 1 0 0-0 1-4

2/4\* L IND 2-2 0 0 0-0 0-0

Totals 2-1 13-10 2 0 0-0 2-10





# KYLE ORTON

## QUARTERBACK

Height: 6-4 Weight: 217

Age: 24

College: Purdue

Bears Season: 3

NFL Season: 3

Acquired: 4th round of the 2005 draft

# 18

Orton

**PRO CAREER:** Third-year QB showed off abilities during 2005 season when he established Bears rookie records for games started, wins, pass attempts, completions, yards and tied for TDs while leading Chicago to an 8-game win streak (10/16-12/4), the 2nd-most wins by a rookie QB since the NFL-AFL merger in 1970 (Ben Roethlisberger, 13 in 2004)... His 10 wins set an NFL record for victories by a rookie QB drafted in the fourth round or lower since the common draft was instituted in 1967... Third rookie QB in franchise history to start a season opener (Johnny Lujack, 1948; Zeke Bratkowski, 1954), which made him the seventh different opening-day QB for the Bears in as many years... The NFL's lowest-drafted QB to start a season opener since 2001 (Chris Weinke, CAR) after rising to the starting spot 2 weeks before opening day after beginning training camp as the third-string QB.

**CAREER TRANSACTIONS:** Entered NFL as a fourth-round selection (106th overall) by Chicago in the 2005 NFL Draft... Signed 4-year contract with Chicago (7/24/05). **SIGNED through 2008**

**2006 SEASON:** Inactive all 16 regular season games and 3 postseason contests as team's 3rd quarterback. **GAMES PLAYED-STARTED: 0-0**

**PREVIOUS SEASONS:** 2005 - Led Bears to division title by starting 15 games as a rookie while helping Chicago to a 10-5 record in those contests... Set Bears rookie records with 15 starts, 10 wins, 368 pass attempts, 190 completions, 1,869 yards and 9 TD passes (tie)... First Bears QB to start more than 13 games in a season since Erik Kramer started all 16 in 1995... Started Games 1-14, 16; DNP in Game 15 and in Divisional Playoff... Completed 15-of-29 passes for 145 yards with 1 TD vs. BALT (10/23) to earn Diet Pepsi NFL Rookie of the Week honors.

**COLLEGE:** Three-year starter at Purdue (2001-04) concluded his career 3rd on school's all-time record lists with 9,337 passing yards, 63 TD passes and a completion percentage of 58.8 (786-of-1,336)... Garnered 9,653 yards of total offense to rank 2nd to Drew Brees (12,692) in school history... Finished career ranked 4th in Big Ten history with 9,337 passing yards and 4th in school history with seven 300-yard passing games, including one 500-yard game and two 400-yard games... Had only 2.01-percent of his collegiate passes (28) intercepted... Established personal bests with 3,090 passing yards, a 60.7 completion percentage (completing 236-of-389 passes), 31 TDs and 5 INTs as a senior... Set a school record with 503 passing yards vs. Indiana... Named to Davey O'Brien Award watch list (nation's outstanding QB) as a junior after completing 251-of-414 passes (60.6%) for 2,885 yards with 15 TDs and 7 INTs... Set school record with an INT percentage of 1.69... Tied school bowl record with 2 rushing TDs vs. Georgia in Capital One Bowl despite suffering a dislocated thumb, sprained toe and cracked rib in the game... Started 9 games as a sophomore, connecting on 192-of-317 passes (60.6%) for 2,257 yards, 13 TDs and 9 INTs... Played in 7 games, including 3 starts, as a true freshman and completed 107-of-216 passes (49.5%) for 1,105 yards with 4 TDs and 7 INTs... Connected on 38-of-74 passes for 419 yards with 2 TDs vs. Washington State in the Sun Bowl to set an NCAA bowl-game record with 74 attempts - the 2nd-most in school history (Drew Brees had 83 at Wisconsin in 1998)... Majored in history.

**PERSONAL:** Attended Southeast Polk H.S. in Runnels, Iowa, playing football for coach Kent Hortsmann... Ranked as the 2nd-best QB in nation by SuperPrep and listed among *USA Today's* Super 25 prospects... Completed 208-of-450 passes (46.2%) for 3,176 yards with 24 TDs and 18 INTs during his career... Honorable mention all-state and first-team all-conference choice as a senior after completing

# Kyle Orton's NFL Statistics

## REGULAR SEASON

Year	Team	GP-GS	All	Cmp	Pct	Yds	Yds/Att	TD	Int	Lg	SK-Yds	Rating
2005	Chicago	15	15	368	51.6	1,869	5.1	9	13	54	30	190
Record as Starter: 10-5 (.667) - 2005 (10-5, .667)												

ADDITIONAL STATS: Fumbles-Lost -- 2005 (12-5).

Year	Team	Rush	Yds	Avg	Lg	TD
2005	Chicago	24	44	1.8	13	0

## SEASON / CAREER / PLAYOFF HIGHS

2006	Career	Playoff
Attempts	39 vs. CIN (9/25/05)	
Completions	17, three times	
Passing Yards	230 at DET (10/30/05)	
TD Passes	2 at MIN (10/16/05)	
Interceptions	None	
Longest Completion	54 at DET (10/30/05)	

## 2005 CHICAGO BEARS

Date	W/L	Opp.	Att	Cmp	Yds	Pct.	TD	INT	Lg	SK/Lst	Rtg
9/11*	L	at WAS	28	15	141	53.6	0	1	22	3/16	52.8
9/18*	W	DET	21	14	150	66.7	1	0	28	2/12	103.3
9/25*	L	CIN	19	17	149	43.6	0	3	23	0/0	14.7
10/9*	L	at CLE	26	16	117	61.5	1	0	22	4/27	84.9
10/16*	W	MIN	25	16	117	64.0	2	1	16	3/20	84.9
10/23*	W	BAL/T	29	15	145	51.7	1	0	26	2/12	77.5
10/30*	W	at DET	31	17	230	54.8	1	0	54	2/12	89.4
11/6*	W	at NO	26	12	137	46.2	1	2	33	2/6	43.3
11/13*	W	SF	13	8	67	61.5	0	1	11	0/0	42.8
11/20*	W	CAR	26	15	136	57.7	1	1	18	0/0	68.8
11/27*	W	at TB	28	14	134	50.0	1	1	41	2/13	60.7
12/4*	W	GB	17	6	68	35.3	0	1	34	3/19	23.7
12/11*	L	at PIT	35	17	207	48.6	0	0	43	3/22	67.2
12/18*	W	ATL	10	2	12	20.0	0	0	12	1/7	39.6
12/25	at GB										
1/1*	L	at MIN	14	6	59	42.9	0	0	21	3/24	55.4
Totals			368	190	1869	51.6	9	13	54	30/190	59.7

\* denotes games started

95-of-192 attempts (49.5%) for 1,366 yards with 12 TDs and 5 INTs... Received team's Coaches Award (leadership on and off the field) and Fit-to-Hit Award (player who conditioned himself the hardest)... Connected on 70-of-113 passes (61.9%) for 1,150 yards with 11 TDs and 6 INTs in his junior season... Also lettered in basketball, tennis and track... Named a Student-Sports All-American... An avid Nebraska Cornhuskers fan growing up, wears uniform No. 18 in honor of QB Brook Berringer who led the Cornhuskers atop the poll in 1994 and died in a plane crash (4/18/96)... Born Kyle Raymond Orton... Father, Byron, played football at South Dakota... Named his dog Elaine after the Seinfeld character played by Julia Louis-Dreyfus.





# ADRIAN PETERSON

## RUNNING BACK

Height: 5-10 Weight: 210

Age: 28

College: Georgia Southern

Bears Season: 6

NFL Season: 6

Acquired: 6th round of the 2002 draft

# 29

Peterson

**PRO CAREER:** Versatile running back and special teams player has 133 rushes for 622 yards and 5 TDs to go along with 19 receptions for 189 yards (9.9 yards per catch) in his first 5 seasons in Chicago... His 4.7 career yards per carry average is 10th highest among active NFL running backs with at least 100 carries... Excels on punt and kickoff coverage, as his 75 career special teams tackles are the most by a Bears player since the stat started being tracked in 1995... Established Bears individual single-season record with 28 special teams tackles in 2004 (equaled by Brendon Ayanbadejo and Cameron Worrell in 2006)... His 5 special teams tackles in 3 postseason contests following 2006 season was tied for 2nd-most on Bears roster... Has played in 46 consecutive contests dating back to 2004, 4th longest streak among Bear offensive players... His 5.1 yards per carry average in 2005 (391 yards on 76 rushes) was the 4th highest in the NFL among running backs with at least 75 carries... Scored rushing TD in postseason debut in 2005 vs. CAR (1/15)... Has 10 career regular season kick returns for 175 yards and 2 career postseason kick returns for 27 yards.

**CAREER TRANSACTIONS:** Entered NFL as a sixth-round selection (199th overall) by Chicago in the 2002 NFL Draft... Signed 5-year contract with Bears (7/25/02)... Signed 3-year contract extension with Chicago (6/28/06). **SIGNED through 2009**

**2006 SEASON:** Appeared in all 16 regular season contests catching 6 passes for a career-high 88 yards (14.7 yards per catch) while adding 10 carries for 41 yards and matching a career high with 2 rushing TDs... Finished 3rd on team with 22 special teams tackles, the 2nd highest single-season total of his career, while leading the Bears with 2 forced fumbles on special teams leading to 10 points for Chicago... Had 3 kick returns for 49 yards during regular season... Played all 3 postseason contests tying for 2nd on team with 5 special teams tackles; also forced a fumble in NFC Championship Game vs. NO (1/21) that was recovered by the Bears leading to their 2nd FG of the game... Added 10-yard kick return in Super Bowl XLII (2/4/07). **GAMES PLAYED-STARTED: 16-0**

**PREVIOUS SEASONS:** **2005** - Enjoyed best season as an offensive threat gaining 391 yards on 76 carries while scoring 2 TDs and adding 7 catches for 48 yards, all career-highs... Chicago's 2nd-leading rusher also ranked 2nd in rushing TDs while playing all 16 games, plus the postseason, in a reserve role for the first time in his career... Posted career-high 7 runs of over 15 yards, including 2 runs of over 30 yards... Ranked 3rd on team with 18 special teams tackles. **2004** - Led Bears with career-high and Bears team-record 28 special teams tackles while playing in 14 games, gaining 19 yards on 6 carries and caught 2 passes for 30 yards... Inactive Games 1-2. **2003** - Played in 6 games, including his first NFL start, while ranking 5th among all Bears in rushing and posting 3 special teams tackles before being placed on injured reserve for the final 7 contests due to an ankle injury... Participated in Games 1-6 - starting at RB in Game 6; Inactive Games 7-9; Placed on Injured Reserve (11/15). **2002** - Appeared in 9 games as a rookie with Chicago, ranking 3rd on team with 19 carries and 4th with 101 rushing yards, all during season's final 4 weeks... Contributed 4 tackles and 2 kickoff returns on special teams... Participated in Games 4, 7, 9 and 11-16; Inactive Games 1-3, 5-6, 8 and 10.

**COLLEGE:** Four-time consensus All-America and All-Southern Conference pick at Georgia Southern (1998-2001), setting multiple school, conference, and NCAA Division I-AA marks... Rushed for collegiate record 100 yards in 36 straight games, 54 overall, and set NCAA scoring record with 524 career points... His 40 career 100-yard regular season outputs set an NCAA all-division record... College foot-

ball's all-time leading rusher with 6,543 yards on 996 career attempts... First player in conference history to rush for over 1,000 yards in 4 seasons... In 42 regular season games, rushed for 85 TDs and 155.8 yards per game... In 57 overall career contests, carried 1,378 times for 9,145 yards, 111 TDs and 160.4 yards per game... Southern Conference Offensive Player-of-the-Year and finalist for Walter Payton Award, given annually to the top NCAA Division I-AA player, as a senior with 1,795 yards (322 carries) and 21 TDs in 14 total games... Started 13 games as a junior, carrying 281 times for 1,694 yards and 17 TDs; team-high 108 points... Recipient of Walter Payton Award as a sophomore, rushing for 2,704 yards (353 carries) and 40 TDs in 15 total games... Also named Atlanta Touchdown Club I-AA Player-of-the-Year and Conference Male Student-Athlete-of-the-Year with 1,807 yards (248 carries) and 28 TDs in 11 regular season contests... Conference Freshman and Offensive Player-of-the-Year selection in 1998, setting 45 school, conference and NCAA records while started every game and setting school's regular season record with career-high 1,932 yards (257 carries) and 25 TDs en route to 2,606 total yards (365 carries) and 34 TDs as a freshman, including playoffs... Majored in communications.

**PERSONAL:** Two-time all-state, all-area and Team MVP at Sante Fe (Fla.) H.S. while rushing for 4,949 yards during his prep career to earn All-America honors from ESPN and Blue Chip Illustrated... Ran for 1,526 yards and 17 TDs on 185 carries to earn Class 4A Player-of-the-Year honors as a senior... Lettered 4 times in track and 2 times in weightlifting and basketball... Brother Michael was an All-American LB at Florida and currently plays for the Jacksonville Jaguars... Cousin, Freddie Solomon, played for South Carolina State and the Philadelphia Eagles... In May 2004, kicked off a one-year fundraising campaign to support the establishment of the Adrian Peterson Foundation, commencing in 2005, with "A.P.'s Day Out in the Boro" -- featuring a free youth football camp and a celebrity charity basketball game held on the campus of his alma mater in Statesboro, GA.

### Adrian Peterson's NFL Statistics

#### REGULAR SEASON

Year	Team	GP-GS	Rush	Yds	Avg	Lg	TD	Rec	Yds	Avg	Lg	TD
2002	Chicago	9-0	19	101	5.3	14	1	3	18	6.0	16	0
2003	Chicago	6-1	22	70	3.2	10	0	1	5	5.0	5	0
2004	Chicago	14-0	6	19	3.2	13	0	2	30	15.0	30	0
2005	Chicago	16-0	76	391	5.1	36	2	7	48	6.9	18	0
2006	Chicago	16-0	10	41	4.1	11	2	6	88	14.7	37	0
NFL totals		61-1	133	622	4.7	36	5	19	189	9.9	37	0

**ADDITIONAL STATS:** Kickoff Returns: Career (10 for 175, long of 25); 2002 (2 for 37, long of 21), 2004 (3 for 57, long of 22). Special Teams Tackles: 75 2002 CHI (4), 2003 CHI (3), 2004 CHI (28), 2005 CHI (18); 2006 CHI (22). Special Teams Forced Fumbles - 2: 2006 (2).

#### POSTSEASON

Year	Team	GP-GS	Rush	Yds	Avg	Lg	TD	Rec	Yds	Avg	Lg	TD
2005	Chicago	1-0	5	9	1.8	5	1	1	3	3.0	3	0
2006	Chicago	3-0	0	0	-	-	0	0	0	-	-	0
Postseason		4-0	5	9	1.8	5	1	1	3	3.0	3	0

**ADDITIONAL STATS:** Special Teams Tackles: 5 2005 CHI (0), 2006 CHI (5).

#### SEASON / CAREER / PLAYOFF HIGHS

	2006	Career	Playoff
Rushes	76, two times	24 vs. SF (11/13/05)	5 vs. CAR (1/15/06)
Rushing Yards	13 vs. TB (12/17)	120 vs. SF (11/13/05)	9 vs. CAR (1/15/06)
Longest Run	11 vs. TB (12/17)	36 at NO (11/6/05)	5 vs. CAR (1/15/06)
Rushing TDs	2 at DET (12/24)	1, five times	1 vs. CAR (1/15/06)
Receptions	3 at MIN (1/1/06)	3 at MIN (1/1/06)	1 vs. CAR (1/15/06)
Receiving Yards	37 vs. GB (12/31)	Same	3 vs. CAR (1/15/06)
Longest Reception	37 vs. GB (12/31)	Same	3 vs. CAR (1/15/06)
Special Teams Tackles	5 at GB (9/10)	6 vs. SF (10/31/04)	4 vs. NO (1/21/07)





# TYLER REED

## GUARD

Height: 6-4 Weight: 307

Age: 24

College: Penn State

Bears Season: 2

NFL Season: 2

Acquired: 6th round of the 2006 draft

# 64

**PRO CAREER:** Developing offensive guard who spent rookie season on Bears practice squad after being drafted by Chicago in the sixth-round (200th overall) in the 2006 NFL Draft.

**CAREER TRANSACTIONS:** Entered NFL as a sixth-round selection (200th overall) by Chicago in the 2006 Draft... Signed 4-year contract with Bears (6/9/06)... Waived by Chicago (9/2/06)... Signed to Bears practice squad (9/3/06)... Signed 2-year contract with Chicago (2/8/07). **SIGNED through 2008**

**2006 SEASON:** Spent the season of the practice squad. **GAMES PLAYED-STARTED: 0-0**

**COLLEGE:** Four-year letterwinner during career at Penn State (2001-05) who appeared in 41 career games, starting at right guard in 30 of his final 35 games... Played major role in helping Nittany Lions offense double their scoring output from 2004 to 2005 while increasing their total offense in Big Ten games by 172.3 ypg... Played all 14 games as a senior, starting the final 11 at RG and recording the 3rd-most snaps among offensive players... Member of O-line that allowed just 14 sacks to rank 3rd in the conference and aided the ground game as Penn State finished 2nd in the league in rushing offense (212.8 ypg)... Started 9 of 11 games he appeared in during junior year posting the 2nd-highest snap count among offensive linemen... Earned starting job prior to third game of sophomore season and started the remaining 10 games, recording the 5th-most snaps of all offensive players and helped PSU rush for over 225 yards on 3 occasions... Worked his way up the depth chart to No. 2 right guard as a red-shirt freshman and played in 4 contests... Graduated with a degree in recreation, park and tourism management.

**PERSONAL:** Attended Thomas Jefferson H.S. near Pittsburgh, Pa., playing football for coach Bill Cherpak... Consensus prep All-American receiving accolades from *USA Today*, *Street & Smith*, *SuperPrep* and *Rivals.com*... Started all 4 years helping team to 4 straight appearances in Western Pennsylvania district semifinal... Named 3 times to Pittsburgh Post-Gazette Feb 22, a 2-time member of the Pittsburgh Tribune-Review Terrific 25 and a player on the PrepStar Dream Team... Played on both sides of the ball during high school career collecting over 150 pancake blocks and over 250 tackles with 23 sacks including 11 during senior campaign... Superb track and field athlete, winning 2 Western Pennsylvania district shot put championships and 1 state championship... Also lettered in basketball and baseball... Father, Gary, played football at the U.S. Naval Academy from 1971-75... Born Tyler Blake Reed in Pittsburgh.

## PACESETTERS

### Notable Bears First Three Season Tackle Totals

Player	1st Year-Tkls	2nd Year-Tkls	3rd Year-Tkls	3-Year Total
Brian Urlacher	2000-165	2001-148	2002-214	527
Lance Briggs	2003-81	2004-168	2005-170	419
Tony Parrish	1998-111	1999-124	2000-101	336
Doug Plank	1975-123	1976-132	1977-71	326
Mike Brown	2000-118	2001-86	2002-111	315
Mark Carrier	1990-122	1991-93	1992-89	304
Mike Singletary	1981-72	1982-71	1983-148	291
Gary Fencik	1976-15	1977-133	1978-130	278
Dan Hampton	1979-70	1980-73	1981-68	211
Wilber Marshall	1984-19	1985-78	1986-105	202
William Perry	1985-31	1986-84	1987-55	170
Dave Duerson	1983-49	1984-32	1985-64	145
Otis Wilson	1980-15	1981-81	1982-40	136
Richard Dent	1983-12	1984-39	1985-38	89



# JOHN ST. CLAIR

## TACKLE

Height: 6-5

Weight: 315

Age: 30

College: Virginia

Bears Season: 3

NFL Season: 8

Acquired: Waived free agent in 2005 (MIA)

# 78

**PRO CAREER:** Enters 3rd season in Chicago and 8th in NFL as a proven blocker who can play both tackle positions along the offensive line... Has appeared in 29 games in 2 seasons with the Bears starting 4 games (3 at LT and 1 at RT)... Has appeared in 75 regular season games, starting 34, between St. Louis, Miami and Chicago with 28 career starts at RT and 6 at LT... Has appeared in 75 of 80 possible games over the past 5 seasons... Gameday inactive for 36 regular and postseason contests over his first 2 NFL seasons with St. Louis.

**CAREER TRANSACTIONS:** Entered NFL as a third-round selection (94th overall) by St. Louis in the 2000 NFL Draft... Signed as unrestricted free agent by Miami (3/12/04)... Released by Miami (9/7/05)... Signed 1-year contract with Chicago (9/14/05)... Signed 3-year contract extension with Bears (2/25/06). **SIGNED through 2008**

**2006 SEASON:** Played all 16 games for 3rd time in his career, starting Games 14 and 15 at LT... Made an appearance in all 3 postseason contests. **GAMES PLAYED-STARTED: 16-2**

**PREVIOUS SEASONS:** **2005** - Joined Bears during the second week of the season and played in the final 13 games of the regular season, including a start at each tackle position, plus the postseason contest... Participated in Games 4-16 - starting Games 5 and 9; Inactive Games 2-3... Appeared in 50th NFL game at DET (10/30). **2004** - Started all 14 of his games played at RT during his lone season with Miami... Played in Games 1-4 and 7-16; Inactive Games 5-6 due to knee and ankle injuries... Took part in every offensive snap in 12 of the 14 contests in which he appeared. **2003** - Participated in all 16 regular season games and St. Louis' lone playoff game as a reserve tackle and on special teams. **2002** - Established career high by starting all 16 games for Rams offense that ranked 13th in NFL, 2nd in passing... Started Games 1-16 - Games 1-12 and 16 at RT, Games 13-15 at RT. **2001** - Inactive for St. Louis' 16 regular season games and all 3 playoff contests. **2000** - As a rookie, inactive for Rams 16 regular season games and 1 playoff contest.

**COLLEGE:** Four-year letterman at Virginia (1996-99) who started at center his final two years... Named first-team All-American by College Football news and CNN/SI as a senior, becoming the first center in school history to earn All-America accolades... Also tabbed to the All-ACC first team... As a junior, started 10 games and was named second-team all-ACC... Moved to the offensive line as a sophomore after playing as a reserve tight end during redshirt freshman season... Graduated with degree in anthropology.

**PERSONAL:** Honored as an All-American by Super Prep following senior season at William Fleming H.S. in Roanoke, VA... Earned four letters at tight end and defensive tackle and was also named to the all-regional team by Blue Chip Illustrated and was rated as one of the top 25 players in Virginia... Advanced to state finals in discus all four years and lettered twice in basketball... Honor roll student and member of the Beta Club and National Honor Society.

### John St. Clair's NFL Statistics

#### REGULAR SEASON

**GAMES PLAYED-STARTED -- 75-34; BEARS CAREER - 29-4;** 2000 STL (0-0); 2001 STL (0-0); 2002 STL (16-16); 2003 STL (16-0); 2004 MIA (14-14); 2005 CHI (13-2); 2006 CHI (16-2).

#### POSTSEASON

**GAMES PLAYED-STARTED -- 5-0;** 2003 STL (1-0); 2005 CHI (1-0); 2006 CHI (3-0).





# JOHN TAIT

## TACKLE

Height: 6-6 Weight: 312

Age: 32

College: Brigham Young

Bears Season: 4

NFL Season: 9

Acquired: Restricted free agent in 2004 (KC)

# 76

**PRO CAREER:** In 8 previous NFL seasons, has opened holes at both tackle positions for five 1,000-yard running backs, including 2 straight in Chicago... Has helped improve Bears offense from permitting 66 sacks in 2004 to just 25 sacks in 2006, tied for 6th fewest in the NFL... Has started 108 of 117 games played with Chicago and Kansas City, starting at least 13 contests in each of the past 7 seasons... Moved to LT with Chicago in 2005 starting 29 games at the position over the last two seasons after opening 34 games at LT from 1999-2001 with Kansas City... Moved to RT in 2002 after the Chiefs acquired Pro Bowl LT Willie Roaf and started all 32 games from 2002-03 at RT... Has paved way for his respective offense to gain over 2,000 yards on the ground in 3 of the last 6 campaigns including 2,099 yards with Chicago in 2005, the Bears highest rushing output since 1990... Since the NFL merger in 1970, owns the longest rush by an offensive lineman after gaining 28 yards in 2002... Member of Chiefs offense that led NFL in scoring from 2002-03 while setting a franchise scoring record in each campaign... Once started 61 consecutive games (12/17/00 - 12/5/04)... Entered starting lineup at end of his rookie season before becoming a full-time starter the next year... Veteran recipient of the 2005 Brian Piccolo Award as voted by his teammates.

**CAREER TRANSACTIONS:** Entered NFL as a first-round selection (14th overall) by Kansas City in the 1999 NFL Draft... Signed contract with Chiefs (9/9/99)... Signed offer sheet with Chicago (3/5/04)... Awarded to Chicago (3/12/04) after Kansas City declined to match offer sheet. **SIGNED through 2009**

**2006 SEASON:** Started 14 regular season games and all 3 postseason contests at LT, as the Bears finished tied for 6th in the NFL allowing just 25 sacks... A part of Bears rushing offense that ranked 15th in the NFL (8th in NFC) after compiling 1,918 yards on 503 carries... Helped pave way for 2nd consecutive 1,000-yard rusher and 5th in the last 6 years... Started 100th game of career at ARZ (10/16)... Inactive Games 14 and 15 with an ankle injury. **GAMES PLAYED-STARTED: 14-14**

**PREVIOUS SEASONS:** **2005** - Moved back to LT to start all 15 games he appeared in, helping the Bears rushing attack rank 8th in the NFL while eclipsing 2,000 yards... Member of O-line that allowed fewer than 2 sacks per game, tying for 10th in the NFL... Started at LT Games 1-4, 6-16; Inactive Game 5 with ankle injury... Started at LT at WASH (9/11) for first time since 2001... Left game at CLE (10/9) in 4th quarter due to an ankle injury... Returned to starting lineup vs. BAL (10/23)... Started at PIT (12/11) in 100th career game played... Started at LT in Divisional Playoff vs. CAR (1/15/06). **2004** - Started all 13 games played at RT during first season with Chicago... Started Games 1-11 and 15-16; Inactive Games 12-14 with a knee injury... Started at DAL (11/25) but left game with a knee injury... Returned to lineup at DET (12/26). **2003** - Starting RT for Kansas City in all 16 regular season games and 1 postseason contest... Helped pave way for RB Priest Holmes to set what was at the time the NFL single-season TD record while totaling 1,420 rushing yards for league's top scoring offense... Made postseason debut in Divisional Playoff vs. IND (1/11/04). **2002** - Switched to RT where he started all 16 games on a Chiefs O-line that helped the club average an NFL-high 29.2 points per game while Holmes set a Chiefs single-season record 1,615 rushing yards... Made first career start at RT at CLE (9/8), recording first career carry for a 28-yard gain off a lateral from QB Trent Green with no time remaining on the clock; led to game-winning FG after unsportsmanlike conduct penalty by Cleveland LB Dwayne Rudd. **2001** - Started career-high 16 games at LT for Kansas City, opening holes for Holmes to become the second Chiefs player to win the NFL rushing title... Started 18th consecutive game at LT at SEA (1/6/02). **2000** - Started 15 games at LT in his first season as a full-time starter for the Chiefs... Left game at NE

(12/4) with a knee injury... Inactive vs. CAR (12/10)... Returned to starting lineup vs. DEN (12/17). 1999 - Saw duty in 12 games with 3 starts as a rookie with Kansas City... Played at LT, as a tackle eligible in goal-line sets and on special teams... Began regular season on the NFL Roster Exemption list for the season's opening 2 contests at CHI (9/12) and vs. DEN (9/19)... Made NFL debut vs. NE (10/10) when he lined up as a tackle eligible in the club's goal-line offense... Made first NFL start at LT at OAK (11/28), replacing an injured Glenn Parker... Started at LT for Parker vs. PIT (12/18) and at SEA (12/26).

**COLLEGE:** Started all 37 games played during his 3-year college career at BYU (1996-98)... Did not play football from 1994-95 while serving on his Latter Day Saints church mission to Tennessee... An All-America pick his final season, also earning first-team All-WAC honors as both a junior and a senior... Eligible for a fifth year of college action after redshirting as a true freshman in 1993, but had already completed his degree and declared for the draft... Served as a captain for BYU offense and started all 13 games at LT as a junior... First-team All-WAC choice earned first-team All-America honors from Football News in 1998 and named National Offensive Lineman-of-the-Year by The Sports Network... Started 9 games at LT as a sophomore, missing 2 contests due to injury... Started all 15 games, including the Cotton Bowl, at LT as a redshirt freshman, receiving freshman All-America nod from *The Sporting News*... Earned bachelor's degree in communications.

**PERSONAL:** Lettered 3 times in football and twice in track and field at McClintock H.S. in Tempe, Ariz., earning all-state, all-region and all-city selection in football as both a junior and senior... Established "John Tait Foundation" in 2001, promoting a healthy start in children's lives through research, health care, healthy life choices by youth and access to the arts... Named a "Top 100" Good Guy by *The Sporting News* for his off-the-field efforts in 2002... With the Chiefs, annually sent 76 children with cancer to Camp Quality through his "76 for 76" program... Provided funds to expand art programs for disadvantaged youth at Accessible Arts and the Kemper Museum of Contemporary Art... Spokesperson for Children's Museum of Kansas City and the Heart of America Boy Scouts... Worked with students to design KidsKards, a benefit for the Children's Museum of Kansas City... Served as 2002 Honorary Chairman for the annual Children's Spot auction, benefiting challenged children... John Bernard Tait and his wife, Jenava, have 1 daughter.

### John Tait's NFL Statistics

#### REGULAR SEASON

GAMES PLAYED-STARTED -- 117-108; BEARS CAREER - 42-42; 1999 KC (12-3); 2000 KC (15-15); 2001 KC (16-16); 2002 KC (16-16); 2003 KC (16-16); 2004 CHI (13-13); 2005 CHI (15-15); 2006 CHI (14-14).

ADDITIONAL STATS: Rushing -- 2002 (1 for 28 yards).

#### POSTSEASON

GAMES PLAYED-STARTED -- 5-5; 2003 KC (1-1); 2005 CHI (1-1); 2006 CHI (3-3).

### BEARS ROOKIE QB PERFORMANCES In First NFL Start (1965-2006)

Quarterback	Date/Opponent	Result	Comp-Att-Yds	TD-INT	Rating
Kyle Orton	9/11/2005 at WASH	L, 9-7	15-28-141 (53.5)	0-1	52.8
Craig Krenzel	10/31/2004 vs. SF	W, 23-13	13-25-168 (52.0)	1-1	70.1
Rex Grossman	12/14/2003 vs. MIN	W, 13-10	13-30-157 (43.3)	0-0	60.0
Cade McNown	10/17/1999 vs. PHI	L, 16-20	17-33-255 (51.5)	1-2	62.1
Moses Moreno	11/29/1998 vs. TB	L, 17-31	18-41-153 (43.9)	1-0	62.3
Will Furrer	12/27/1992 at DAL	L, 14-27	9-23-89 (39.1)	0-3	11.2
Jim McMahon	11/21/1982 vs. DET	W, 20-17	16-27-233 (59.3)	2-3	72.5
Bob Avellini	11/30/1975 at GB	L, 7-28	9-25-109 (36.0)	0-3	10.7
Gary Huff	12/2/1973 vs. LARams	L, 0-26	9-19-99 (47.4)	0-0	58.9
Bobby Douglass	10/19/1969 at DET	L, 7-13	4-9-41 (44.4)	1-0	95.1





# CHARLES TILLMAN

## CORNERBACK

Height: 6-1 Weight: 196

Age: 26

College: Louisiana-Lafayette

Bears Season: 5

NFL Season: 5

Acquired: 2nd round of the 2003 draft

# 33

Tillman

**PRO CAREER:** Ranks 2nd on the Bears with 14 interceptions (Nathan Vasher, 16) since being drafted by Chicago in 2003, including 10 over the previous 2 seasons... Tillman (10) and Vasher (11) form the only CB tandem in the NFL to each record double-digit INTs with the same team over the course of the last 2 seasons, while their 21 INTs since 2005 are the most by an NFC CB duo and tied for 2nd-most in the NFL during that time... Has started 49-of-53 career games played at LCB, recording 325 tackles, 2 sacks, 14 INTs, 42 PBUs, 7 forced fumble, 1 fumble recovery and 2 return touchdowns (INT and fumble)... His 325 tackles since 2003 are the most in Chicago's secondary and rank 3rd on the Bears trailing only Brian Urlacher (614) and Lance Briggs (595)... Stands as Chicago's active leader with 42 career PBUs after leading the team in 2006 (11) and 2003 (10) and tying for the team lead in 2005 (18) with Vasher... Tied a career high by intercepting 5 passes in 2006 after establishing the mark one season earlier... Returned 5 picks in 2005 for a career-high and team-high 172 yards, ranking 2nd in the NFL averaging 34.4 yards per return... Set Bears record (and 2nd all-time in NFL annals) for the longest non-scoring return by producing a 95-yard return on an INT vs. GB (12/4/05), the fourth-longest overall INT return in club history... Earned first career NFC Defensive Player-of-the-Week honor for his first career TD, a 22-yard game-winning INT return in OT at DET (10/30/05)... Combined with Vasher to record 13 INTs in 2005 which tied for third-most picks by a CB tandem in the NFL, tied for tops in the NFC, was the most by a Bears duo since Mark Carrier (10) and Donnell Woolford (3) in 1990 and was the most by any Chicago CB tandem dating back to 1968... Became first rookie since Carrier in 1990 to lead Chicago in INTs with 4 in 2003... Combined with Lance Briggs to become the first Bears rookies to record an INT in same season since Urlacher and M. Brown in 2000... Rookie recipient of 2003 Brian Piccolo Award as voted by his teammates... Named NFL Rookie-of-the-Year and an All-Pro by Sports Illustrated while receiving NFL Defensive Rookie-of-the-Year honor from *Football Digest*.

**CAREER TRANSACTIONS:** Entered NFL as a second-round selection (35th overall) by Chicago in the 2003 NFL Draft... Signed 5-year contract with Chicago (7/26/03). **SIGNED through 2007**

**2006 SEASON:** Tied career-high and team-high with 5 INTs, tied for 10th in NFL... Also led team with 11 PBUs, the 3rd time in his career that he led or tied for team lead in that category... Ranked 3rd on the team and led secondary with 88 tackles including career-high 3 TFLs, adding 1 forced fumble and first career defensive fumble recovery which he returned 40 yards for a TD... Started Games 1-14 and all 3 postseason contests at LCB; Inactive Games 15 and 16 due to injury... Finished 3rd on team in postseason with 22 tackles, and 2nd with 4 PBUs... Stripped and recovered ball from Colts TE Bryan Fletcher in Super Bowl XLII (2/4/07), while finishing game 2nd on team with career-playoff-high 11 tackles.

**GAMES PLAYED-STARTED: 14-14**

**PREVIOUS SEASONS: 2005** - Established career-highs with 104 tackles, 5 INTs, 18 PBUs and 4 forced fumbles while starting the first 15 games at LCB, plus the postseason contest... Ranked 3rd on club (led secondary) in tackles, 2nd in INTs, tied for lead in PBUs and led in forced fumbles... Tied for 11th in the NFL in INTs while ranking 2nd in League with 34.4 INT return average... Started at LCB in Games 1-15; Inactive Game 16... Named NFC Defensive Player-of-the-Week for first career TD at DET (10/30), a 22-yard INT return in OT after posting 9 tackles and 2 PBUs... Set-up Bears FG with career-long 95-yard INT return to the Packers 5-yard line off Brett Favre vs. GB (12/4); added 7 tackles, 1 sack, 1 forced fumble and 3 PBUs. **2004** - Compiled 44 tackles with 1 forced fumble, 3 PBUs and added 2 special teams tackles while starting 7 of 8 games played and missing 8 games due to a knee injury... Started at LCB

Games 1-2, 12-16, came off the bench in Game 11; Inactive Games 3-10... Forced Randy Moss fumble recovered by Mike Green vs. MIN (12/5). **2003** - Tied for team lead and NFL lead among rookies with 4 INTs for the Bears, starting the final 13 games of the season at CB, the last 10 at LCB, and playing in all 16... Led team with 10 PBUs while ranking 2nd on secondary and 3rd overall with 89 tackles... Participated in all 16 games - starting Games 4-6 at RCB and Games 7-16 at LCB... Forced fumble on special teams in NFL debut at SF (9/7)... Forced fumble recovered by Bobby Gray at SEA (10/19)... Nabbed INT in second straight game vs. SD (11/2) and helped team down 4th-quarter punt at Charger 1-yard line by tapping it away from the end zone... Sealed Bears win vs. MIN (12/14) by wrestling pass away from Randy Moss in the end zone for 4th-quarter INT.

**COLLEGE:** Four-year starter at LCB at Louisiana-Lafayette (1999-2002) was 2-time all-Sun Belt selection who started 39-of-45 career games played and totaled 284 career tackles, including 2 sacks and 9 TFLs, along with 12 INTs, 31 PBUs, 7 forced fumbles, 7 fumble recoveries and 3 blocked punts... Earned All-America honors as a senior after moving to starting free safety for the second half of the campaign after playing strictly at CB previously... Also first-team all-Sun Belt while starting every game and leading the team with a career-high 100 tackles while adding 8 PBUs, 2 INTs, 3 forced fumbles, 2 fumble recoveries, and 3 blocked punts... Second-team all-Sun Belt as a junior, starting every game at LCB and recording 38 tackles with 8 PBUs and 4 INTs... As a sophomore, started every game at LCB and finished 2nd on team with 64 tackles, including 2 sacks, 6 INTs and 9 PBUs... Played in every game as a true freshman, starting 5 of the final 7 and finishing 2nd on squad with 82 tackles; added 6 PBUs... Majored in health and physical education.

**PERSONAL:** Two-time all-district 8-5A and all-area team selection at Copperas Cove (Texas) H.S... Named to Super Cen-Tex team by the Austin American-Statesman... All-state Class 5A honorable mention... Born in Chicago and attended kindergarten at Horace Mann Elementary on the South Side... Parents are native Chicagoans Arbria and Donald Tillman... The son of an Army sergeant, he attended 11 schools from kindergarten to 12th grade... He and wife, Jackie, have 1 daughter.

### Charles Tillman's NFL Statistics

#### REGULAR SEASON

		Tackles							Interceptions					Fumbles			Misc.	
Year	Team	GP	GS	Tot	S	A	Sk	Yds	No	Yds	Lg	TD	PD	FF	FR	Yds	TFL	STT
2003	Chicago	16	13	89	64	25	1.0	3.0	4	27	32	0	10	1	0	0	1	5
2004	Chicago	8	7	44	37	7	0.0	0.0	0	0	0	0	3	1	0	0	1	2
2005	Chicago	15	15	104	84	20	1.0	10.0	5	172	95	1	18	4	0	0	0	0
2006	Chicago	14	14	88	67	21	0.0	0.0	5	32	13	0	11	1	1	40	3	0
NFL totals		53	49	325	252	73	2.0	13.0	14	231	95	1	42	7	1	40	5	7

**ADDITIONAL STATS:** Touchdowns - 2: 22-yard INT return at DET (Oct. 30, 2005); 40-yard fumble return at ARZ (Oct. 16, 2006).

#### POSTSEASON

		Tackles							Interceptions					Fumbles			Misc.	
Year	Team	GP	GS	Tot	S	A	Sk	Yds	No	Yds	Lg	TD	PD	FF	FR	Yds	TFL	STT
2005	Chicago	1	1	7	5	2	0.0	0.0	0	0	0	0	1	0	0	0	0	0
2006	Chicago	3	3	22	16	6	0.0	0.0	0	0	0	0	4	1	1	0	0	0
Postseason		4	4	29	21	8	0.0	0.0	0	0	0	0	5	1	1	0	0	0

#### SEASON / CAREER / PLAYOFF HIGHS

	2006	Career	Playoff
Tackles	11 vs. TB (12/17)	12, two times	11 vs. IND (SB XLI)
Solos	7, two times	10 at GB (9/19/04)	7 vs. IND (SB XLI)
Interceptions	2 at NE (11/26)	Same	None
Longest INT Return	13 at GB (9/10)	95 vs. GB (12/4/05)	None
Pass Defenses	2, three times	3, two times	2, two times



## CHARLES TILLMAN'S GAME-BY-GAME DEFENSIVE STATS

32-17 Regular Season Starting Record (2-2 Postseason)

## 2003 CHICAGO BEARS

Date	W/L	Opp.	Tkls-S	TFL	PD	INT-Yds	Sk-YL
9/7	L	at SF	3-3	0	0	0-0	0-0
9/14	L	at MIN	2-2	0	0	0-0	0-0
9/29	L	GB	1-1	0	1	0-0	0-0
10/5*	W	OAK	7-5	0	1	0-0	0-0
10/12*	L	at NO	1-1	0	1	0-0	0-0
10/19*	L	at SEA	5-3	0	0	0-0	0-0
10/26*	W	DET	10-6	0	0	1-32	0-0
11/2*	W	SD	1-1	0	1	1-(-5)	0-0
11/9*	L	at DET	5-3	0	1	0-0	0-0
11/16*	L	STL	12-9	0	1	1-0	0-0
11/23*	W	at DEN	8-6	0	1	0-0	1-3
11/30*	W	ARZ	4-1	0	0	0-0	0-0
12/7*	L	at GB	9-7	1	1	0-0	0-0
12/14*	W	MIN	10-6	0	2	1-0	0-0
12/21*	W	WASH	2-2	0	0	0-0	0-0
12/28*	L	at KC	9-8	0	0	0-0	0-0
<b>Totals</b>	<b>7-6</b>		<b>89-64</b>	<b>1</b>	<b>10</b>	<b>4-27</b>	<b>1-3</b>

## 2004 CHICAGO BEARS

Date	W/L	Opp.	Tkls-S	TFL	PD	INT-Yds	Sk-YL
9/12*	L	DET	5-3	0	0	0-0	0-0
9/19*	W	at GB	12-10	0	0	0-0	0-0
9/26	L	at MIN	INACTIVE				
10/3	L	PHI	INACTIVE				
10/17	L	WASH	INACTIVE				
10/24	L	at TB	INACTIVE				
10/31	W	SF	INACTIVE				
11/7	W	at NYG	INACTIVE				
11/14	W	at TEN	INACTIVE				
11/21	L	IND	INACTIVE				
11/25	L	at DAL	0-0	0	0	0-0	0-0
12/5*	W	MIN	8-7	0	0	0-0	0-0
12/12*	L	at JAX	9-8	0	1	0-0	0-0
12/19*	L	HOU	1-1	0	0	0-0	0-0
12/26*	L	at DET	4-4	0	2	0-0	0-0
1/2*	L	GB	5-4	1	0	0-0	0-0
<b>Totals</b>	<b>2-5</b>		<b>44-37</b>	<b>1</b>	<b>3</b>	<b>0-0</b>	<b>0-0</b>

\*Denotes Game Started

Bold *Italic* denotes led or tied for team lead

## 2005 CHICAGO BEARS

Date	W/L	Opp.	Tkls-S	TFL	PD	INT-Yds	Sk-YL
9/11*	L	at WAS	9-7	0	0	0-0	0-0
9/18*	W	DET	8-7	0	2	0-0	0-0
9/25*	L	CIN	6-3	0	0	0-0	0-0
10/9*	L	at CLE	9-8	0	1	1-0	0-0
10/16*	W	MIN	7-6	0	2	1-55	0-0
10/23*	W	BALT	4-3	0	0	0-0	0-0
10/30*	W	at DET	9-5	0	2	1-22	0-0
11/6*	W	at NO	5-4	0	0	0-0	0-0
11/13*	W	SF	4-3	0	2	0-0	0-0
11/20*	W	CAR	8-8	0	3	0-0	0-0
11/27*	W	at TB	9-8	0	0	0-0	0-0
12/4*	W	GB	7-6	0	3	1-95	1-10
12/11*	L	at PIT	8-6	0	0	0-0	0-0
12/18*	W	ATL	2-2	0	1	0-0	0-0
12/25*	W	at GB	9-8	0	2	1-0	0-0
1/1	L	at MIN	INACTIVE				
<b>Totals</b>	<b>11-4</b>		<b>104-84</b>	<b>0</b>	<b>18</b>	<b>5-172</b>	<b>1-10</b>

## POSTSEASON

1/15*	L	CAR	7-5	0	1	0-0	0-0
-------	---	-----	-----	---	---	-----	-----

## 2006 CHICAGO BEARS

Date	W/L	Opp.	Tkls-S	TFL	PD	INT-Yds	Sk-YL
9/10*	W	at GB	6-6	0	1	1-13	0-0
9/17*	W	DET	6-4	0	0	0-0	0-0
9/24*	W	at MIN	5-4	0	0	0-0	0-0
10/1*	W	SEA	4-4	0	0	0-0	0-0
10/8*	W	BUF	4-4	0	0	0-0	0-0
10/16*	W	at ARZ	7-3	0	1	0-0	0-0
10/29*	W	SF	8-6	1	1	0-0	0-0
11/5*	L	MIA	7-6	1	1	0-0	0-0
11/12*	W	at NYG	4-4	0	2	1-11	0-0
11/19*	W	at NYJ	5-5	1	0	0-0	0-0
11/26*	L	at NE	8-7	0	1	2-8	0-0
12/3*	W	MIN	3-2	0	0	0-0	0-0
12/11*	W	at STL	10-5	0	2	1-0	0-0
12/17*	W	TB	11-7	0	2	0-0	0-0
12/24	W	at DET	INACTIVE				
12/31	L	GB	INACTIVE				
<b>Totals</b>	<b>12-2</b>		<b>88-67</b>	<b>3</b>	<b>11</b>	<b>5-32</b>	<b>0-0</b>

## POSTSEASON

1/14*	W	SEA	6-5	0	2	0-0	0-0
1/21*	W	NO	5-4	0	2	0-0	0-0
2/4*	L	IND	11-7	0	0	0-0	0-0
<b>Totals</b>	<b>2-1</b>		<b>22-16</b>	<b>0</b>	<b>4</b>	<b>0-0</b>	<b>0-0</b>

## STRIKE GAMES

The following Bears games (all on Sundays) were affected by the players strikes in 1982 and 1987.

**1982:** Weeks 1-2 played as scheduled; Weeks 3-9 cancelled (as follows); Weeks 11-16 played as scheduled; Week 10 (11-14-82) played on 1-2-83 as regular season finale

Cancelled:

9-26-82 @ San Francisco

10-3-82 vs. Minnesota

10-10-82 vs. Green Bay

10-17-82 @ St. Louis Cardinals

10-24-82 vs. Tampa Bay

10-31-82 @ Green Bay

11-7-82 vs. Atlanta

**1987:** Weeks 1-2 played as scheduled; Week 3 cancelled (as follows); Weeks 4-6 played as scheduled with replacement players (as follows); Weeks 7-16 played as scheduled

Cancelled or played with replacement players:

9-27-87 @ Detroit (cancelled)

10-4-87 Bears 35, @ Philadelphia 3

10-11-87 @ Bears 27, Minnesota 7

10-18-87 New Orleans 19, @ Bears 17



# BRIAN URLACHER

## LINEBACKER

Height: 6-4      Weight: 258

Age: 29

College: New Mexico

Bears Season: 8

NFL Season: 8

Acquired: 1st round of the 2000 draft

# 54

**PRO CAREER:** Former NFL Defensive Player of the Year has been selected to six career Pro Bowls while registering 1,141 career tackles, the most ever for a Bears player in his first 7 seasons... Led the Bears in tackles (185, the second-highest total of his career) in 2006 for the 6th time in his NFL career... Finished 4th in the 2006 *Associated Press* Defensive Player-of-the-Year voting a year after he won the award to become the second Bears player to receive the honor (Mike Singletary, 1985, 1988) in franchise history and just the fifth player in NFL history to be named Defensive Rookie-of-the-Year and Defensive Player-of-the-Year in their career... Has recorded over 100 tackles in each campaign in his career, including a career-high 214 in 2002, the most ever by a Bear since tackle totals began being recorded in 1971... Has contributed to Chicago allowing the fewest points in the NFL in 2 of his 7 seasons, including 2005 when the Bears 202 points allowed was the fewest since a franchise-record 187 in 1986... First Chicago defender to lead the team in tackles in his initial 4 NFL seasons and was the first Bear to pace the team in tackles for 4 straight seasons since Singletary did so 5 straight years (1988-92)... Fifth player in franchise history to receive Pro Bowl selections in each of his first 4 NFL seasons (Rick Casares, Mike Ditka, Dick Butkus and Gale Sayers)... Ranks 2nd behind Mike Brown on Bears all-time list for career fumble return yards with 158 on 6 career recoveries, including a 90-yard TD in 2001... Stands 7th on team's career sacks list (first kept as a stat in 1982) with 32.5 career sacks - 2nd all-time among Bears LBs (Otis Wilson, 36.5)... Career awards include: *AP* and *Pro Football Weekly* NFL Defensive Player-of-the-Year (2005), *Football Digest* NFL Defensive Player-of-the-Year (2001), *AP* NFL Defensive Rookie-of-the-Year (2000), 4-time NFC Defensive Player-of-the-Week (10/7/01, 9/15/02, 9/19/04, 10/31/04), NFC Special Teams Player-of-the-Week (12/23/01) and NFC Defensive Rookie-of-the-Month (Oct. 2000)... Registered first 2 career TDs and was involved in a career-high 6 turnovers in 2001 while serving as the focal point of a defense that allowed an NFL-low 203 points... Third Bear ever named NFL Defensive Rookie-of-the-Year behind Mark Carrier (1990) and Wally Chambers (1973) and Chicago's first rookie Pro Bowler since Mark Carrier... Second Bears rookie ever to lead team in tackles (Doug Plank, 1975) while being recognized by his teammates as the rookie recipient of the Brian Piccolo Award.

**CAREER TRANSACTIONS:** Entered NFL as first-round selection (ninth overall) by Chicago in the 2000 NFL Draft... Signed contract with Bears (6/16/00)... Signed 9-year contract with Chicago (6/6/03). **SIGNED through 2011**

**2006 SEASON:** Earned 6th career Pro Bowl selection after leading the Bears in tackles for the 6th time in career and 2nd consecutive year with 185, the 2nd-highest total of his career... Named first-team All-Pro by several publications and was named to the *Pro Football Weekly*/PFWA's All-NFL and All-NFC teams... Also paced Chicago with 12 TFLs while finishing tied for 2nd in QB Hits (7), 3rd in PBUs (8) and tied for 3rd by tying a career high in INTs (3); Added 1 forced fumble which was returned by Charles Tillman 40 yards for a TD at ARZ (10/16) and 1 fumble recovery vs. SF (10/29) which led to a TD... His 185 tackles according to coach-reviewed film for all NFL teams paced the entire League... Started all 16 contests for 5th time in his career while also starting all 3 postseason games... Played in 100th career regular season game at NE (11/26) and made 100th career start at STL (12/11)... Led or tied for team lead in tackles during 8 regular season contests... Recorded double-digit tackles in 10 contests during regular season including a career-high 25 at ARZ (10/16)... Paced Bears during the postseason with 6 PBUs including career single-game-high 4 in NFC Championship Game vs. NO (1/21/07)... Totaled 23 postseason tackles (2nd on team) with 1 TFL and 1 QB Hit. **GAMES PLAYED-STARTED: 16-16**



**PREVIOUS SEASONS:** **2005** - Named NFL Defensive Player-of-the-Year and first-team All-Pro after starting all 16 regular season games and 1 postseason contest at MLB on a Bears defense that allowed the fewest points and second-fewest total yards in the NFL... Received 34-of-50 votes in AP voting... Leading defensive vote-getter for the Pro Bowl, his fifth career selection and fourth as a starter, after tallying 171 tackles to lead Chicago for the fifth time in 6 years... Led Bears with 10 TFLs, ranked 2nd with 6 sacks... Paced team in tackles in 6 games, recording at least 10 tackles in 12 games, including 6 consecutive... Forced fumble vs. CIN (9/25)... Had multiple blocks during Nathan Vasher's NFL record 108-yard missed FG return TD vs. SF (11/13). **2004** - Topped 100-tackle plateau for 5th straight season, recording 105 tackles, and named a first-alternate for the Pro Bowl despite missing the first 7 games of his career due to 3 separate injuries... Earned 2 NFC Defensive Player-of-the-Week awards after stellar performances in Game 2 and Game 7... Led all MLBs in NFL with 5.5 sacks while ranking 2nd on Bears... Started at MLB in Games 1-2, 5-9 and 12-13... Inactive Games 3-4 with hamstring injury, Games 10-11 due to leg injury, Game 14 with a hamstring injury before finishing the season on injured reserve... Paced team in tackles in 5 games and recorded at least 11 tackles in 6 games... Earned NFC Defensive Player-of-the-Week honors for a team-high 14 tackles at GB (9/19) plus a forced fumble of Ahman Green at the Bears 2-yard line that Mike Brown recovered and returned 95 yards for a TD... Inactive due to a hamstring injury at MIN (9/26), the first missed game of his career while snapping a string of 64 straight starts... Forced a Michael Pittman fumble at TB (10/24)... Received NFC Defensive Player-of-the-Week award vs. SF (10/31) after recording his third career 2-sack game while tying for the team-lead with 9 tackles... Returned from leg injury vs. MIN (12/5) and led team with 11 tackles including 2 TFLs and 1 sack; added first INT of season, picking off a Daunte Culpepper pass at the CHI 3-yard line and returning it 42 yards... Second on squad with 13 tackles at JAX (12/12); left game late in 4th quarter with hamstring injury... Placed on Injured Reserve (12/22/04). **2003** - Started third straight Pro Bowl at MLB and played in fourth consecutive as Chicago's leader with 153 total tackles, 112 solos and 11 TFLs while holding or tying for the team-lead in tackles in 9 games. **2002** - Led all NFC defensive players in Pro Bowl voting to earn starting MLB assignment after registering career-high and Bear-record 214 total tackles (after coach's review) and 19 TFLs... Ranked 2nd in NFL with 152 tackles according to play-by-play stats, 4 behind Miami's Zach Thomas... Started all 16 games while ranking among team leaders with 4.5 sacks (3rd) and 1 INT (3rd)... Recorded double-digit tackles in every game, leading team in tackles 14 times... Earned NFC Defensive Player-of-the-Week honors at ATL (9/15) by recovering a fumble and leading team with 13 tackles, including 2 sacks and 2 TFLs... Forced fumble among team-high 11 tackles vs. NO (9/23)... Team-high 12 tackles with 1 TFL and a forced fumble at MIA (12/9)... Led team with season-high 19 tackles at CAR (12/22) while setting-up TD with 43-yard fumble recovery return. **2001** - Finished 5th in NFL MVP voting, the highest of any defensive player, after leading Bears with 148 tackles and ranking among team leaders with 6 sacks (3rd) and 3 INTs (T-2nd)... Honored as NFL Defensive Player-of-the-Year by *Football Digest* and unanimous first-team All-Pro... Selected for first Pro Bowl start in his second trip to the game as NFC's top vote-getter for MLBs after starting all 16 games for the first time in this career... Led Bears in tackles in 8 of final 10 games, including playoff contest, and recorded 2 TDs... Delivered 8 tackles and recovered fumble vs. MIN (9/23)... Named NFC Defensive Player-of-the-Week after registering 8 tackles, first career TD on 90-yard fumble recovery return, 1 INT, 1 sack, TFL and forced fumble at ATL (10/7)... Posted 4 tackles and 1 INT vs. SF (10/28) while pressuring Terrell Owens into overtime-pass drop intercepted by Mike Brown and returned for game-winning TD... Named NFC Special Teams Player-of-the-Week after catching go-ahead 27-yard TD pass from Brad Maynard on fake FG in 4th quarter at WASH (12/23). **2000** - Named NFL Defensive Rookie-of-the-Year and a unanimous all-rookie team honoree after registering team highs with 165 total tackles, 8 sacks, 103 solos and 7 TFLs while starting the final 14 games... Voted a first-alternate to the Pro Bowl and selected to team following an injury to Detroit's Stephen Boyd... Bears recipient of the NFLPA's Unsung Hero Award... Opened season as reserve OLB before moving to starting MLB spot... Tied for 2nd on team with 2 INTs while leading team in tackles in 10 of final 13 contests... Recorded 2 tackles as reserve OLB in NFL debut at MIN (9/3)... Switched to MLB for first career start vs. NYG (9/17) and posted 13 tackles, including 2 TFLs and his first career sack to begin a 5-game sack streak, the third-longest rookie streak in NFL history and tied for the longest rookie streak in Bears history... Team-high 15 tackles with 1 sack vs. NO (10/8) highlighted NFC Defensive Rookie-of-the-Month award earned for 43 tackles, 4 sacks and 1 fumble recovery in 4 October games... Added to October accomplishments with first career multi-sack game with 2 sacks among team-high 11

tackles vs. MIN (10/15) to cap 5-game sack streak... Topped 100-tackle plateau in season's 10th game with season-high 16 tackles at BUF (11/12), faster than all but 2 Bears since 1993... Squelched 4th-quarter scoring opportunity with INT vs. TB (11/19) during team-high 10 tackle performance... Recorded 2 tackles for NFC squad in Pro Bowl debut.

**COLLEGE:** Versatile player for New Mexico (1996-99) where he played OLB and FS on defense, WR on offense and returned kickoffs and punts... Two-year starter who finished career 3rd on school's all-time charts with 442 tackles... Added 3 INTs, 11 sacks and 11 forced fumbles... Averaged 18.8 yards on 5 kickoff returns and 15.1 yards on 13 punt returns... Of his 7 catches, 6 went for TDs... As a senior, earned first-team All-America selection by Walter Camp, Football Writers Association of America and Associated Press; second-team choice by *The Sporting News* and Football News... All-Mountain Conference first-team and Player-of-the-Year choice... Among 3 finalists for Jim Thorpe Award, given to top DB in college football... First-team All-Mountain West selection as a junior when he started every game at FS and led nation with a school-record 178 tackles... Majored in criminology.

**PERSONAL:** Had jersey number 11 retired during "Brian Urlacher Day" ceremonies at Lovington (NM) H.S. in February, 2001... All-state selection at WR and FS led club to 14-0 record and state title as senior while catching 61 passes for 15 TDs, returning 4 punts and 2 kickoffs for TDs and rushing for 2 more TDs... Also all-district in basketball... Active supporter of the Special Olympics in the Chicagoland area and in his home state of New Mexico... Has 2 daughters, Pamela and Riley, and 1 son, Kennedy... Younger brother, Casey, played football at Lake Forest College and spent time on Bears roster before the 2003 season; veteran of 2 seasons in Arena Football League2... Donated football and weightlifting equipment to Lovington H.S. in 2002... Supplied shoes for each boys and girls sports programs at LHS in 2006... Hosts an annual charity basketball game at Lovington High benefiting the high school.

### Brian Urlacher's NFL Statistics

#### REGULAR SEASON

Year	Team	GP	GS	Tackles					Interceptions					Fumbles			Misc.	
				Tot	S	A	Sk	Yds	No	Yds	Lg	TD	PD	FF	FR	Yds	TFL	STT
2000	Chicago	16	14	165	96	69	8.0	49.0	2	19	19	0	1	0	1	0	7	4
2001	Chicago	16	16	148	92	56	6.0	37.0	3	60	41	0	1	1	2	115	4	0
2002	Chicago	16	16	214	159	55	4.5	33.5	1	0	0	0	7	2	2	43	19	0
2003	Chicago	16	16	153	112	41	2.5	14.5	0	0	0	0	3	0	0	0	11	0
2004	Chicago	9	9	105	57	48	5.5	19.0	1	42	42	0	3	2	0	0	7	0
2005	Chicago	16	16	171	101	70	6.0	44.0	0	0	0	0	7	1	0	0	10	0
2006	Chicago	16	16	185	93	92	0.0	0.0	3	38	36	0	8	1	1	0	12	0
NFL totals		105	103	1,141	710	431	32.5	197.0	10	159	42	0	30	7	6	158	70	4

**ADDITIONAL STATS:** Touchdowns - 2; 90-yard fumble return at ATL (Oct. 7, 2001); 27-yard reception at WAS (Dec. 23, 2001). Receiving - 2001 (1 for 27, TD). Passing - 2002 (0 for 1).

#### POSTSEASON

Year	Team	GP	GS	Tackles					Interceptions					Fumbles			Misc.	
				Tot	S	A	Sk	Yds	No	Yds	Lg	TD	PD	FF	FR	Yds	TFL	STT
2001	Chicago	1	1	11	9	2	1.0	7.0	0	0	0	0	0	0	0	0	0	0
2005	Chicago	1	1	9	5	4	0.0	0.0	1	20	20	0	0	0	0	0	1	0
2006	Chicago	3	3	23	14	9	0.0	0.0	0	0	0	0	6	0	0	0	1	0
Postseason		5	5	43	28	15	1.0	7.0	1	20	20	0	6	0	0	0	2	0

#### SEASON / CAREER / PLAYOFF HIGHS

	2006	Career	Playoff
Tackles	25 at ARZ (10/16)	Same	11 vs. PHI (1/19/02)
Solos	12 at ARZ (10/16)	13, two times	9 vs. PHI (1/19/02)
Sacks	None	2, five times	1, two times
Tackles For Loss	3, two times	4 at CAR (12/22/02)	1, two times
Interceptions	1, three times	1, 10 times	1 vs. CAR (1/15/06)
Longest INT Return	36 at NYJ (11/19)	42 vs. MIN (12/5/04)	20 vs. CAR (1/15/06)
Pass Defenses	2, two times	2, six times	4 vs. NO (1/21/07)



## BRIAN URLACHER'S GAME-BY-GAME DEFENSIVE STATS

58-45 Regular Season Starting Record (2-3 Postseason)

\*Denotes Game Started

*Bold Italic* denotes led or tied for team lead

## 2000 CHICAGO BEARS

Date	W/L	Opp.	Tkls-S	TFL	PD	INT-Yds	Sks-Lst
9/3	L	at MIN	2-0	0	0	0-0	0-0
9/10	L	at TB	6-2	0	0	0-0	0-0
9/17*	L	NYG	13-9	2	0	0-0	1-8
9/24*	L	DET	14-9	0	0	1-0	1-6
10/1*	W	at GB	10-6	0	1	0-0	1-6
10/8*	L	NO	15-7	1	0	0-0	1-7
10/15*	L	MIN	11-5	0	0	0-0	2-15
10/22*	L	at PHI	7-5	0	0	0-0	0-0
11/05*	W	IND	14-10	0	0	0-0	0-0
11/12*	L	at BUF	16-10	2	0	0-0	0-0
11/19*	W	TB	10-6	0	0	1-19	0-0
11/26*	L	at NYJ	8-6	0	0	0-0	0-0
12/03*	L	GB	7-5	0	0	0-0	0-0
12/10*	W	NE	10-7	1	0	0-0	0-0
12/17*	L	at SF	13-5	0	0	0-0	1-1
12/24*	W	at DET	9-4	1	0	0-0	1-6
<b>Totals</b>	<b>5-9</b>		<b>165-96</b>	<b>7</b>	<b>1</b>	<b>2-19</b>	<b>8-49</b>

## 2001 CHICAGO BEARS

Date	W/L	Opp.	Tkls-S	TFL	PD	INT-Yds	Sks-Lst
9/9*	L	at BAL	10-7	0	0	0-0	0-0
9/23*	W	MIN	8-5	0	0	0-0	0-0
10/7*	W	at ATL	8-2	1	1	1-10	1-3
10/14*	W	ARZ	6-4	1	0	0-0	0-0
10/21*	W	at CIN	6-4	0	0	0-0	1-9
10/28*	W	SF	4-4	0	0	1-9	0-0
11/3*	W	CLE	7-3	0	0	0-0	0-0
11/11*	L	GB	9-6	0	0	0-0	0-0
11/18*	W	at TB	20-12	0	0	0-0	1-4
11/25*	W	at MIN	11-8	1	0	0-0	0-0
12/2*	W	DET	11-5	0	0	0-0	1-1
12/9*	L	at GB	10-5	1	0	1-41	1-11
12/16*	W	TB	11-7	0	0	0-0	0-0
12/23*	W	at WAS	10-9	0	0	0-0	0-0
12/30*	W	at DET	12-9	0	0	0-0	0-0
1/6*	W	JAX	5-2	0	0	0-0	1-9
<b>Totals</b>	<b>13-3</b>		<b>148-92</b>	<b>4</b>	<b>1</b>	<b>3-60</b>	<b>6-37</b>

## POSTSEASON

1/19*	L	PHI	11-9	0	0	0-0	1-7
-------	---	-----	------	---	---	-----	-----

## 2002 CHICAGO BEARS

Date	W/L	Opp.	Tkls-S	TFL	PD	INT-Yds	Sks-Lst
9/8*	W	MIN	17-12	2	0	0-0	0-0
9/15*	W	at ATL	13-9	2	0	0-0	2-17
9/22*	L	NO	11-8	0	0	0-0	0-0
9/29*	L	at BUF	15-12	0	0	0-0	0-0
10/7*	L	GB	11-9	0	0	0-0	0-0
10/20*	L	at DET	14-12	1	0	0-0	0-0
10/27*	L	at MIN	15-11	0	0	0-0	0-0
11/3*	L	PHI	13-10	3	1	0-0	1-6
11/10*	L	NE	13-10	1	2	1-0	0-0
11/18*	L	at STL	12-8	2	0	0-0	1-9
11/24*	W	DET	14-10	1	2	0-0	0-0
12/1*	L	at GB	11-8	1	0	0-0	0-0
12/9*	L	at MIA	12-9	1	0	0-0	0-0
12/15*	W	NYJ	11-7	1	1	0-0	0-0
12/22*	L	at CAR	19-13	4	0	0-0	0-0
12/29*	L	TB	13-11	0	1	0-0	0.5-1.5
<b>Totals</b>	<b>4-12</b>		<b>214-159</b>	<b>19</b>	<b>7</b>	<b>1-0</b>	<b>4.5-33.5</b>

## 2003 CHICAGO BEARS

Date	W/L	Opp.	Tkls-S	TFL	PD	INT-Yds	Sks-Lst
9/7*	L	at SF	12-8	1	0	0-0	0-0
9/14*	L	at MIN	12-9	2	0	0-0	0.5-1.5
9/29*	L	GB	9-5	1	0	0-0	0-0
10/5*	W	OAK	7-6	0	0	0-0	1-5
10/12*	L	at NO	8-7	0	1	0-0	0-0
10/19*	L	at SEA	9-8	0	0	0-0	0-0
10/26*	W	DET	11-8	1	2	0-0	0-0

11/2*	W	SD	7-4	0	0	0-0	0-0
11/9*	L	at DET	8-7	2	0	0-0	0-0
11/16*	L	STL	7-6	1	0	0-0	0-0
11/23*	W	at DEN	13-8	0	0	0-0	0-0
11/30*	W	ARZ	12-9	1	0	0-0	0-0
12/7*	L	at GB	12-5	0	0	0-0	0-0
12/14*	W	MIN	9-8	0	0	0-0	0-0
12/21*	W	WAS	10-8	1	0	0-0	0-0
12/28*	L	at KC	7-6	1	0	0-0	1-8
<b>Totals</b>	<b>7-9</b>		<b>153-112</b>	<b>11</b>	<b>3</b>	<b>0-0</b>	<b>2.3-14.5</b>

## 2004 CHICAGO BEARS

Date W/L Opp. Tkls-S TFL PD INT-Yds Sks-Lst

*Inactive Games 3-4, 10-11 and 14; Injured Reserve 15-16*

*9/12	L	DET	14-10	2	1	0-0	1-0
*9/19	W	at GB	14-10	1	0	0-0	0-0
*10/17	L	WAS	17-9	0	0	0-0	1-2
*10/24	L	at TB	11-6	0	0	0-0	0-0
*10/31	W	SF	9-5	0	1	0-0	2-9
*11/7	W	at NYG	8-6	2	0	0-0	0-0
*11/14	W	at TEN	7-2	0	1	0-0	0-0
*12/5	W	MIN	12-5	2	0	1-42	1.5-8
*12/12	L	at JAX	13-4	0	0	0-0	0-0
<b>Totals</b>	<b>5-4</b>		<b>105-57</b>	<b>7</b>	<b>3</b>	<b>1-42</b>	<b>5.5-19</b>

## 2005 CHICAGO BEARS

Date	W/L	Opp.	Tkls-S	TFL	PD	INT-Yds	Sks-Lst
9/11*	L	at WAS	10-5	1	0	0-0	1-8
9/18*	W	DET	9-6	1	0	0-0	2-11
9/25*	L	CIN	8-5	0	0	0-0	0-0
10/9*	L	at CLE	13-8	0	0	0-0	1-2
10/16*	W	MIN	12-9	0	1	0-0	2-23
10/23*	W	BAL	10-3	1	0	0-0	0-0
10/30*	W	at DET	17-10	1	0	0-0	0-0
11/6*	W	at NO	10-4	1	0	0-0	0-0
11/13*	W	SF	12-8	2	0	0-0	0-0
11/20*	W	CAR	7-1	0	1	0-0	0-0
11/27*	W	at TB	10-7	0	1	0-0	0-0
12/4*	W	GB	16-13	1	2	0-0	0-0
12/11*	L	at PIT	13-8	1	0	0-0	0-0
12/18*	W	ATL	14-8	0	1	0-0	0-0
12/25*	W	at GB	10-6	1	1	0-0	0-0
1/1*	L	at MIN	0-0	0	0	0-0	0-0
<b>Totals</b>	<b>11-5</b>		<b>171-101</b>	<b>10</b>	<b>7</b>	<b>0-0</b>	<b>6-44</b>

## POSTSEASON

1/15*	L	CAR	9-3	1	0	1-20	0-0
-------	---	-----	-----	---	---	------	-----

## 2006 CHICAGO BEARS

Date	W/L	Opp.	Tkls-S	TFL	PD	INT-Yds	Sks-Lst
9/10*	W	at GB	9-3	0	0	0-0	0-0
9/17*	W	DET	10-9	0	0	0-0	0-0
9/24*	W	at MIN	12-6	0	0	0-0	0-0
10/1*	W	SEA	10-5	1	2	0-0	0-0
10/8*	W	BUF	8-2	0	1	0-0	0-0
10/16*	W	at ARZ	25-12	3	2	0-0	0-0
10/29*	W	SF	5-1	4	0	1-0	0-0
11/5*	L	MIA	16-7	1	0	0-0	0-0
11/12*	W	at NYG	8-7	3	0	0-0	0-0
11/19*	W	at NYJ	11-5	2	0	1-36	0-0
11/26*	L	at NE	13-8	1	0	0-0	0-0
12/3*	W	MIN	11-6	0	0	1-2	0-0
12/11*	W	at STL	15-8	0	1	0-0	0-0
12/17*	W	TB	15-6	0	0	0-0	0-0
12/24*	W	at DET	9-4	0	1	0-0	0-0
12/31*	L	GB	8-4	0	1	0-0	0-0
<b>Totals</b>	<b>13-3</b>		<b>185-93</b>	<b>12</b>	<b>8</b>	<b>3-38</b>	<b>0-0</b>

## POSTSEASON

1/14*	W	SEA	9-5	1	1	0-0	0-0
1/21*	W	NO	4-2	0	4	0-0	0-0
2/4*	L	IND	10-7	0	1	0-0	0-0
<b>Totals</b>	<b>2-1</b>		<b>23-14</b>	<b>1</b>	<b>6</b>	<b>0-0</b>	<b>0-0</b>



# NATHAN VASHER

## CORNERBACK

Height: 5-10 Weight: 183

Age: 25

College: Texas

Bears Season: 4

NFL Season: 4

Acquired: 4th round of the 2004 draft

# 31

**PRO CAREER:** Bears active leader in career INTs, the 2005 Pro Bowler is tied for 5th in the NFL (tied for 2nd in the NFC) over his first 3 seasons with 16 INTs... Ranks 5th in NFL from 2004-06 with 333 INT return yards and 10th with a 20.8-yard return average... First player since Charlie Sumner (1955, 1958-59) to record at least 16 INTs as a Bear in their first 3 NFL seasons... Scored 3 career TDs and was one of just 21 NFL players with 2 INT return TDs from 2004-05... Scored other TD on 108-yard missed FG return, setting the record for the longest scoring play in NFL history, which was tied during the 2006 season by teammate Devin Hester... Chicago's first Pro Bowl CB since 1994 (Donnell Woolford), led Bears with career-high 8 INTs in 2005, the most by a Bears player since Mark Carrier (10 in 1990)... Combined with Charles Tillman to record 13 INTs in 2005; tied for NFL's 3rd-most picks by a CB tandem, tied for tops in NFC, most by Bears duo since 1990 (Carrier, 10; Woolford, 3) and most by any Chicago CB tandem dating back to 1968... Tillman (10) and Vasher (11) are the only CB duo in the NFL to each record double-digit INTs with the same team over the course of the last 2 seasons, while their 21 INTs since 2005 are the most by an NFC CB duo and tied for 2nd-most in the NFL... Has appeared in 46 career regular season contests, starting 35 while recording 134 tackles, 16 INTs, 30 PBUs, 1 TFL, 1 forced fumble and 1 fumble recovery... Second consecutive Bears rookie to lead team in INTs with 5 in 2004 (Tillman, 4 in 2003), the most by a Chicago rookie since 1990 (Carrier, 10), en route to pacing NFC and ranking 2nd in NFL with 177 INT return yards, 3rd-highest single-season total in club history... Contributed to Bears record-setting 6 defensive TDs in 2004 with a 71-yard INT return TD, the longest INT return TD by a Chicago defender in the last 12 seasons (Dante Jones INT, lateraled to Jeremy Lincoln for an 80-yard TD return vs. GB, 12/5/93).

**CAREER TRANSACTIONS:** Entered NFL as a fourth-round selection (110th overall) by Chicago in the 2004 NFL Draft... Signed 4-year contract with Bears (5/24/04)... Signed 5-year contract with Bears (6/25/07). **SIGNED through 2012**

**2006 SEASON:** Tied for 3rd on Bears roster with 3 INTs while ranking 4th with 7 PBUs in 14 games played, including 13 starts at RCB... Participated in Games 1-12 and 15-16, starting all those contests except Game 1; missed first 2 games of career after being Inactive Games 13-14 with a hamstring injury... In 3 postseason starts gathered 13 tackles with 1 INT and 1 fumble recovery, as both takeaways came in the NFC Championship game... Paced Chicago with 3 PBUs in Super Bowl XLI (2/4/07). **GAMES PLAYED-STARTED: 14-13**

**PREVIOUS SEASONS:** **2005** - Selected to Pro Bowl after leading Chicago with career-high 8 INTs, ranking 2nd in NFC and tied for 4th in NFL with the 3rd-highest single-season total in team history... Ranked 6th in NFL with 145 INT return yards, including a 45-yard TD return... Played all 16 games for the second consecutive season while setting career highs with 15 starts, 57 tackles, and 18 PBUs... Started Games 1-3 and 5-16 at RCB - did not start Game 4 as Bears opened in a 3-safety set... Recorded 2 INTs that led to Bears TDs vs. DET (9/18); intercepted first in the end zone while covering former Texas teammate Roy Williams... Named NFC Special Teams Player-of-the-Week for dramatic play to end first half vs. SF (11/13), setting an NFL record with a 108-yard missed FG return for TD... Earned NFC Defensive Player-of-the-Week honors for setting-up Chicago's first 10 points vs. CAR (11/20) with 2 first-quarter INTs with returns of 46 and 22 yards; also had 4 tackles, 2 PBUs and 1 forced fumble... Tallied 1 INT for NFC in Pro Bowl debut (2/12/06). **2004** - Led Chicago with 5 INTs as a rookie while playing all 16 games with 7 starts... Tied for 3rd in NFC and 8th in NFL in INTs while tying for



3rd in NFL among rookies... Led NFC averaging 35.4 yards per INT return... Including 1 fumble recovery, his 6 takeaways tied Mike Green for the team lead... Started Games 4-5, 11 at CB and Games 6-7, 13 and 15 in a 5-defensive back set... Clinched win vs. SF (10/31) with 4th-quarter INT and 71-yard TD return off Ken Dorsey... Recorded 41-yard INT return and 12-yard return on a fumble forced by Jerry Azumah at NYG (11/7)... Intercepted Peyton Manning in the end zone vs. IND (11/21), registering a 30-yard return.

**COLLEGE:** Named an All-American as a punt returner in 2001, the 3-year starter at Texas (2000-03) finished his career tied for the most INTs in school history with 17 and set Longhorn career record with 64 PBUs... Finished career with 2 years as a starting CB after starting at strong safety as a sophomore en route to starting 38-of-47 contests during career while totaling 152 tackles, 15 TFLs and 2 sacks... First team All-Big 12 as a senior and sophomore, second team as a junior CB and third team as a junior returner... Set school record with 1,314 career punt return yards (3rd in Big 12 history) on 94 returns with 2 TDs... Started every game at weak-side CB as a senior and set school single-season record with 26 PBUs; adding 6 INTs... Averaged 13.0 yards on 28 punt returns (364 yards)... As a junior, named second-team All-American after starting 10 of 11 games at CB, recording 4 INTs and 15 PBUs... Averaged 14.2 yards and scored 1 TD on 26 punt returns (370 yards)... Third-team All-American selection as a sophomore after establishing career-highs with 56 tackles and 7 INTs while tying school record with 18 PBUs... Received team's Joseph W. Moore Award (for tenacity) after starting every game at SS... Set UT single-season punt return record with 554 yards (14.9 avg.) on 37 punt returns and single-game school record with 173 yards (24.7 avg.) on 7 punt returns... Played 11 games as a freshman, starting 3 at nickel back, making 20 tackles with 3 TFLs, 1 sack, 5 PBUs and returning 3 punts for 26 yards (8.7 avg.)... Majored in liberal arts.

**PERSONAL:** Played both WR and CB at Texas H.S. in Texarkana, TX... Named first-team Texas 4A All-State team on both offense and defense as a senior by the Texas Sportswriters Association and was a 1999 first-team all-state selection at CB by the *Associated Press*... Registered 106 tackles, 6 INTs, 2 sacks and forced 3 fumbles in 1999 while catching 52 passes for 837 yards and 12 TDs... Lettered 3 seasons in basketball and track... Honor roll student in high school... Born Nathanael DeWayne Vasher in Wichita Falls, Texas... Mother is Monica.

### Nathan Vasher's NFL Statistics

#### REGULAR SEASON

Year	Team	GP	GS	Tackles					Interceptions					Fumbles			Misc.	
				Tot	S	A	Sk	Yds	No	Yds	Lg	TD	PD	FF	FR	Yds	TFL	STT
2004	Chicago	16	7	30	26	4	0.0	0.0	5	177	71	1	5	0	1	12	0	9
2005	Chicago	16	15	57	43	14	0.0	0.0	8	145	46	1	18	1	0	0	0	0
2006	Chicago	14	13	47	32	15	0.0	0.0	3	11	7	0	7	0	0	0	1	0
NFL totals		46	35	134	101	33	0.0	0.0	16	333	71	2	30	1	1	12	1	9

**ADDITIONAL STATS:** Touchdowns - 3; 71-yard INT return vs. SF (Oct. 31, 2004); 108-yard missed FG return vs. SF (Nov. 13, 2005); 45-yard INT return vs. GB (Dec. 4, 2005).

#### POSTSEASON

Year	Team	GP	GS	Tackles					Interceptions					Fumbles			Misc.	
				Tot	S	A	Sk	Yds	No	Yds	Lg	TD	PD	FF	FR	Yds	TFL	STT
2005	Chicago	1	1	5	4	1	0.0	0.0	0	0	0	0	0	0	0	0	0	0
2006	Chicago	3	3	13	10	3	0.0	0.0	1	0	0	0	3	0	1	14	0	0
Postseason		4	4	18	14	4	0.0	0.0	1	0	0	0	3	0	1	14	0	0

#### SEASON / CAREER / PLAYOFF HIGHS

	2006	Career	Playoff
Tackles	8 at ARZ (10/16)	8, two times	6 vs. IND (SB XLII)
Solos	6, two times	8 vs. BALT (10/23/05)	5 vs. NO (1/21/07)
Interceptions	1, three times	2, two times	1 vs. NO (1/21/07)
Longest INT Return	7 vs. GB (12/31)	71 vs. SF (10/31/04)	0 vs. NO (1/21/07)
Pass Defenses	2, two times	4, two times	3 vs. IND (SB XLII)

## NATHAN VASHER'S GAME-BY-GAME DEFENSIVE STATS

22-13 Regular Season Starting Record (2-2 Postseason)

## 2004 CHICAGO BEARS

Date	W/L	Opp.	Tkls-S	TFL	PD	INT-Yds	Sk-YL
9/12	L	DET	0-0	0	0	0-0	0-0
9/19	W	at GB	0-0	0	0	0-0	0-0
9/26	L	at MIN	1-1	0	0	0-0	0-0
10/3*	L	PHI	3-3	0	0	1-(-3)	0-0
10/17*	L	WASH	1-0	0	0	0-0	0-0
10/24*	L	at TB	0-0	0	0	0-0	0-0
10/31*	W	SF	0-0	0	0	1-71	0-0
11/7	W	at NYG	1-1	0	1	1-41	0-0
11/14	W	at TEN	4-4	0	0	0-0	0-0
11/21	L	IND	1-1	0	1	1-30	0-0
11/25*	L	at DAL	5-5	0	1	0-0	0-0
12/5	W	MIN	4-3	0	1	0-0	0-0
12/12*	L	at JAX	3-3	0	0	1-38	0-0
12/19	L	HOU	2-1	0	0	0-0	0-0
12/26*	L	at DET	4-3	0	0	0-0	0-0
1/2	L	GB	1-1	0	1	0-0	0-0
<b>Totals</b>	<b>1-6</b>		<b>30-26</b>	<b>0</b>	<b>5</b>	<b>5-177</b>	<b>0-0</b>

## 2005 CHICAGO BEARS

Date	W/L	Opp.	Tkls-S	TFL	PD	INT-Yds	Sk-YL
9/11*	L	at WAS	4-2	0	1	1-3	0-0
9/18*	W	DET	1-1	0	4	2-24	0-0
9/25*	L	CIN	2-2	0	0	0-0	0-0
10/9	L	at CLE	2-2	0	0	0-0	0-0
10/16*	W	MIN	4-4	0	1	0-0	0-0
10/23*	W	BALT	8-8	0	1	0-0	0-0
10/30*	W	at DET	5-2	0	1	0-0	0-0
11/6*	W	at NO	6-6	0	1	1-5	0-0
11/13*	W	SF	2-0	0	0	0-0	0-0
11/20*	W	CAR	4-4	0	2	2-68	0-0
11/27*	W	at TB	4-3	0	0	0-0	0-0
12/4*	W	GB	5-4	0	2	1-45	0-0
12/11*	L	at PIT	3-1	0	0	0-0	0-0
12/18*	W	ATL	4-2	0	4	1-0	0-0
12/25*	W	at GB	3-2	0	0	0-0	0-0
1/1*	L	at MIN	0-0	0	1	0-0	0-0
<b>Totals</b>	<b>11-4</b>		<b>57-43</b>	<b>0</b>	<b>18</b>	<b>8-145</b>	<b>0-0</b>

## POSTSEASON

1/15*	L	CAR	5-4	0	0	0-0	0-0
-------	---	-----	-----	---	---	-----	-----

## 2006 CHICAGO BEARS

Date	W/L	Opp.	Tkls-S	TFL	PD	INT-Yds	Sk-YL
9/10	W	at GB	3-2	0	0	0-0	0-0
9/17*	W	DET	2-0	0	0	0-0	0-0
9/24*	W	at MIN	7-5	0	0	0-0	0-0
10/1*	W	SEA	2-0	0	1	0-0	0-0
10/8*	W	BUF	1-1	0	2	0-0	0-0
10/16*	W	at ARZ	8-6	0	0	0-0	0-0
10/29*	W	SF	1-1	0	2	0-0	0-0
11/5*	L	MIA	3-2	0	0	1-1	0-0
11/12*	W	at NYG	1-1	0	0	0-0	0-0
11/19*	W	at NYJ	6-3	0	0	1-3	0-0
11/26*	L	at NE	4-3	1	0	0-0	0-0
12/3*	W	MIN	1-1	0	0	0-0	0-0
12/11	W	at STL	INACTIVE				
12/17	W	TB	INACTIVE				
12/24*	W	at DET	6-6	0	1	0-0	0-0
12/31*	L	GB	2-1	0	1	1-7	0-0
<b>Totals</b>	<b>10-3</b>		<b>47-32</b>	<b>1</b>	<b>7</b>	<b>3-11</b>	<b>0-0</b>

## POSTSEASON

1/14*	W	SEA	2-1	0	0	0-0	0-0
1/21*	W	NO	5-5	0	0	1-0	0-0
2/4*	L	IND	6-4	0	3	0-0	0-0
<b>Totals</b>	<b>2-1</b>		<b>13-10</b>	<b>0</b>	<b>3</b>	<b>1-0</b>	<b>0-0</b>

\*Denotes Game Started

Bold Italic denotes led or tied for team lead

## BEARS LEADING TACKLERS

Year	Name	Pos	Tackles	Year	Name	Pos	Tackles
2006	Brian Urlacher	LB	185	1990	Mike Singletary	LB	151
2005	Brian Urlacher	LB	171	1989	Mike Singletary	LB	151
2004	Lance Briggs	LB	168	1988	Mike Singletary	LB	170
2003	Brian Urlacher	LB	153	1987	Dave Duerson	S	116
2002	Brian Urlacher	LB	214	1986	Gary Fencik	S	130
2001	Brian Urlacher	LB	148	1985	Gary Fencik	S	118
2000	Brian Urlacher	LB	165	1984	Mike Singletary	LB	116
1999	Barry Minter	LB	149	1983	Mike Singletary	LB	147
1998	Marty Carter	SS	159	1982	Gary Fencik	S	82
1997	John Mangum	FS	149	1981	Gary Fencik	S	135
1996	Marty Carter	SS	180	1980	Gary Fencik	S	125
1995	Marty Carter	SS	158	1979	Jerry Muckensturm	LB	111
1994	Joe Cain	LB	129	1978	Gary Fencik	S	130
1993	Dante Jones	LB	189	1977	Gary Fencik	S	133
1992	Mike Singletary	LB	135	1976	Don Rives	LB	165
1991	Mike Singletary	LB	124	1975	Doug Plank	S	123





# DANTE WESLEY

## CORNERBACK

Height: 6-1      Weight: 210

Age: 28

College: Arkansas-Pine Bluff

Bears Season: 2

NFL Season: 6

Acquired: Unrestricted free agent in 2006 (CAR)

# 21

Wesley

**PRO CAREER:** Ranks 5th among current Bears with 45 career special teams tackles over the first 5 years of his career... Completed first season with Chicago and 5th in the NFL, ranking 6th on Bears roster with 13 special teams tackles; adding 2 defensive tackles while playing in 13 regular season contests.... Appeared in all 3 postseason contests for Chicago following 2006 season tying for 2nd on team with 5 special teams tackles, including pacing the team in Divisional Playoff vs. SEA (1/14/07) with 3... Spent first 4 seasons in the NFL with Carolina playing in 58 games, primarily as a reserve CB and on special teams... Has appeared in 71 games between Chicago and Carolina, starting 2 contests, totaling 57 tackles with 1 sack, 13 PBUs, 3 forced fumbles and 1 fumble recovery... Participated in 10 postseason contests totaling 2 tackles and 9 special teams tackles.

**CAREER TRANSACTIONS:** Originally entered NFL as a fourth-round selection (100th overall) by Carolina in the 2002 NFL Draft... Contract expired with Carolina (3/11/06)... Signed 2-year contract with Chicago (3/16/06). **SIGNED through 2007**

**2006 SEASON:** Finished 6th on Bears with 13 special teams tackles in 13 games played, while adding 2 defensive tackles... Paced or tied for team lead in special teams tackles during Bears two Monday night contests (10/16 at ARZ and 12/11 at STL)... Played in Games 1-8 and 12-16; Inactive Games 9-11 with a knee injury... Appeared in all 3 postseason contests tying for 2nd on team with 5 special teams tackles, including 3 during the Divisional Playoff vs. SEA (1/14/07) to pace Chicago. **GAMES PLAYED-STARTED: 13-0**

**PREVIOUS SEASONS:** **2005** - Played all 16 games with Carolina for second time in his career, totaling 12 tackles with 1 forced fumble as a reserve CB and 8 special teams tackles... Participated on special teams and as a backup CB at NO (12/18) adding a fumble recovery on a punt return... Forced first NFL fumble at ATL (1/1) on T.J. Duckett, returned for a TD by Ricky Manning, Jr... Recovered a muffed punt in Wild Card Game at NYG (1/8/06) that led to Carolina FG. **2004** - Ranked 2nd on Panthers with career-high 18 special teams tackles while recording 7 tackles as a reserve CB in 13 games played... Participated in Games 4-16; Inactive Games 1-3. **2003** - Played all 16 games for Carolina with 1 start totaling 8 tackles, 1 sack, 1 forced fumble, 1 fumble recovery, 4 PBUs and 6 special teams tackles... Notched first NFL sack at ATL (12/7) and forced a fumble on the play when he tackled Michael Vick... Started in a 5-DB set at ARZ (12/14) and recovered a fumble on the opening possession. **2002** - Saw action in 13 contests with 1 start as a Panthers rookie and contributed a career-high 28 tackles along with 1 forced fumble and 9 PBUs... Played in Games 4-16; Inactive Games 1-3 with a sports hernia... Notched season-high 5 tackles with 1 forced fumble and 1 PBU at TB (11/17).

**COLLEGE:** Three-time all-SWAC selection for Arkansas-Pine Bluff (1999-01), starting every game at CB during his 3 seasons... Originally began at the University of Arkansas (1998) as a walk-on WR, but switched to CB and transferred to Arkansas-Pine Bluff after freshman year... All-American and first-team all-SWAC as a senior, starting all 11 games and pacing the Golden Lions with 4 INTs and 11 PBUs while adding 27 tackles... Earned second-team all-SWAC as a junior despite playing most of the season with a broken bone in his left hand, wearing a cast for 5 games and still recording a conference-high 17 PBUs to accompany 33 tackles and 1 forced fumble... Named second-team all-SWAC as a sophomore, starting all 11 games and registering 3 INTs, 33 tackles, 1 forced fumble and 2 fumble recoveries - 1 returned for a TD... Redshirted for the 1998 season as a transfer student... As a walk-on freshman at

Arkansas, played 11 games as a reserve FS and finished with 4 tackles... Graduated with a degree in general studies and business management in June 2005.

**PERSONAL:** Started as a WR and FS at Watson Chapel H.S. in Pine Bluff, Ark... Plans to become an athletic trainer following football career... Part-time model... He and wife, Renetta, have 1 daughter.

### Dante Wesley's NFL Statistics

#### REGULAR SEASON

Year	Team	GP	GS	Tackles					Interceptions					Fumbles			Misc.	
				Tot	S	A	Sk	Yds	No	Yds	Lg	TD	PD	FF	FR	Yds	TFL	STT
2002	Carolina	13	1	28	19	9	0.0	0.0	0	0	0	0	9	1	0	0	n/a	0
2003	Carolina	16	1	8	6	2	1.0	4.0	0	0	0	0	4	1	1	0	n/a	6
2004	Carolina	13	0	7	3	4	0.0	0.0	0	0	0	0	0	0	0	0	n/a	18
2005	Carolina	16	0	12	11	1	0.0	0.0	0	0	0	0	0	1	0	0	n/a	8
2006	Chicago	13	0	2	2	0	0.0	0.0	0	0	0	0	0	0	0	0	0	13
NFL totals		71	2	57	41	16	1.0	4.0	0	0	0	0	13	3	1	0	0	45

ADDITIONAL STATS: Punt Returns - 2006 (1 for 0).

#### POSTSEASON

Year	Team	GP	GS	Tackles					Interceptions					Fumbles			Misc.	
				Tot	S	A	Sk	Yds	No	Yds	Lg	TD	PD	FF	FR	Yds	TFL	STT
2003	Carolina	4	0	2	2	0	0.0	0.0	0	0	0	0	0	0	0	0	n/a	0
2005	Carolina	3	0	0	0	0	0.0	0.0	0	0	0	0	0	0	0	0	0	4
2006	Chicago	3	0	0	0	0	0.0	0.0	0	0	0	0	0	0	0	0	0	5
Postseason		10	0	2	2	0	0	0	0	0	0	0	0	0	0	0	0	9

#### SEASON / CAREER / PLAYOFF HIGHS

	2006	Career	Playoff
Tackles	1, two times	7 vs. OAK (11/7/04)	2 at STL (1/10)
Solos	1, two times	4, two times	2 at STL (1/10)

### OPENING DAY ROOKIE STARTERS

On Sunday, September 21, 1975, running back Walter Payton and six fellow rookies took to Soldier Field's artificial turf to face the Baltimore Colts; the young Bears lost 35-7. The seven rookie Bears starting on Opening Day is by far the most in recent memory. In the past 32 seasons, the following Bears started as rookies on Opening Day:

1975 RB Walter Payton (D1);  
DE Mike Hartenstine (D2);  
DT Roger Stillwell (D9);  
FS Doug Plank (D12);  
TE Greg Latta (Tr-Bal);  
LG Noah Jackson (Tr-Bal);  
OT Jeff Sevy (UnFA).  
1976 - None -  
1977 - None -  
1978 - None -  
1979 DE Dan Hampton (D1a)  
1980 - None -  
1981 CB Reuben Henderson (D6)  
1982 - None -  
1983 T Jim Covert (D1);  
WR Willie Gault (D1);  
CB Mike Richardson (D2)  
1984 - None -  
1985 - None -  
1986 - None -  
1987 WR Ron Morris (D2)  
1988 - None -

1989 CB Donnell Woolford (D1a);  
DE Trace Armstrong (D1b)  
1990 S Mark Carrier (D1)  
1991 T Stan Thomas (D1);  
WR Anthony Morgan (D5)  
1992 T Troy Auzenne (D2)  
1993 - None -  
1994 - None -  
1995 - None -  
1996 CB Walt Harris (D1)  
1997 - None -  
1998 FS Tony Parrish (D2);  
TE Alonzo Mayes (D4)  
1999 DE Russell Davis (D2)  
2000 S Mike Brown (D2)  
2001 - None -  
2002 - None -  
2003 - None -  
2004 DT Tommie Harris (D1)  
2005 QB Kyle Orton (D4)  
2006 - None -





# JAMAR WILLIAMS

## LINEBACKER

Height: 6-0 Weight: 237

Age: 23

College: Arizona State

Bears Season: 2

NFL Season: 2

Acquired: 4th round of the 2006 draft

# 52

Williams

**PRO CAREER:** Appeared in the first 3 games of rookie season, registering 3 special teams tackles, 1 in each contest, and 1 pass break-up, before a chest injury forced him on Injured Reserve for the rest of the year.

**CAREER TRANSACTIONS:** Entered NFL as a fourth-round selection (120th overall) by Chicago in the 2006 NFL Draft... Signed 4-year contract with Bears (7/3/06). **SIGNED through 2009**

**2006 SEASON:** Recorded 3 special teams tackles and broke up 1 pass before being placed on Injured Reserve following a chest injury suffered at MIN (9/24)... Played in Games 1-3 before being placed on IR (9/26). **GAMES PLAYED-STARTED: 3-0**

**COLLEGE:** Three-year starter and four-year letterwinner at Arizona State (2002-05) missed only 2 games during his career, starting 35 of 48 career games played... Recorded 256 career tackles, 25 TFLs, 7 INTs and 6 sacks... Two-time honorable mention all-Pac 10 winner as a senior and junior was the co-recipient of the Pat Tillman Valor Award as a junior and co-recipient of ASU's Bill Kajikawa Freshman-of-the-Year Award... Started 10 of 11 games played at both strong-side and weak-side LB positions as a senior ranking 3rd on team with 70 tackles, 1st with 3 INTs and 2nd with 2 fumble recoveries... Added 2 sacks and 2 forced fumbles... Named Defensive MVP of the 2005 Insight Bowl after recording 7 solo tackles, 1 TFL and 1 forced fumble vs. Rutgers... Started all 12 games at Devil-back during junior season posting career-high 81 tackles and ranking 2nd on team with 3 INTs; added 7 TFLs and 2 sacks... As a sophomore, started all 12 games and finished 5th on team with 68 tackles including 11 TFLs (tops on team) and 1 sack... Named to *The Sporting News* Pac-10 All-Freshman Team after finishing with 37 tackles, 4 TFLs, 1 sack, 1 INT, 1 PBU, 1 forced fumble and 1 fumble recovery... Also blocked a San Diego State punt that was recovered in the end zone for a Sun Devils TD... Majored in justice studies.

**PERSONAL:** Attended Langham Creek H.S. in Houston playing football for coach Dennis Demel... Named the Houston Touchdown Club Defensive Player-of-the-Year earning second-team all-state honors following senior season when he totaled 135 tackles, 43 TFLs, 5 blocked punts, 13 forced fumbles and scored 2 defensive TDs... PrepStar honorable mention All-America and a member of the all-Greater Houston team... Three-year starter who served as the team captain twice and earned all-district honors in basketball... Named to the honor roll all 4 years in high school and was a member of the Spanish Club and the National Honor Society... Son of Dwayne and Arlene Williams.

## Jamar Williams' NFL Statistics

### REGULAR SEASON

Year	Team	GP	GS	Tackles					Interceptions					Fumbles			Misc.	
				Tot	S	A	Sk	Yds	No	Yds	Lg	TD	PD	FF	FR	Yds	TFL	STT
2006	Chicago	3	0	0	0	0	0.0	0.0	0	0	0	0	1	0	0	0	0	3

### POSTSEASON

Year	Team	GP	GS	Tackles					Interceptions					Fumbles			Misc.	
				Tot	S	A	Sk	Yds	No	Yds	Lg	TD	PD	FF	FR	Yds	TFL	STT
2006	Chicago	0	0	0	0	0	0.0	0.0	0	0	0	0	0	0	0	0	0	0



# ROD WILSON

## LINEBACKER

Height: 6-2 Weight: 230  
 Age: 25  
 College: South Carolina  
 Bears Season: 2  
 NFL Season: 2  
 Acquired: 7th round of the 2005 draft

# 59

**PRO CAREER:** Made NFL debut in 2006, appearing in the final 13 games of the regular season after being signed from practice squad... 14 special teams tackles ranked 5th on Bears roster during sophomore season... Suffered season-ending injury during pre-season of rookie campaign with Chicago.

**CAREER TRANSACTIONS:** Entered NFL as a seventh-round selection (220th overall) by Chicago in the 2005 Draft... Signed 4-year contract with Bears (7/13/05)... Waived by Chicago (9/2/06)... Signed to Bears practice squad (9/3/06)... Signed to Bears active roster (9/26/06). **SIGNED through 2008**

**2006 SEASON:** Appeared in final 13 contests of season after being elevated from the Bears practice squad... Finished 5th on the team with 14 special teams tackles, including at least 1 in 10 of 13 games played... Added 10 defensive tackles as a reserve LB... Appeared in first 2 contests of postseason recording 2 special teams tackles, 1 in each game, but was inactive for Super Bowl XLI (2/4/07) with a hamstring injury. **GAMES PLAYED-STARTED: 13-0**

**PREVIOUS SEASONS: 2005** - Suffered season-ending knee injury during the preseason contest vs. BUF (8/26)... Placed on injured reserve (9/2/05).

**COLLEGE:** Four-year letterwinner at South Carolina (2000-04) demonstrated versatility and unselfishness by playing 4 positions in 41 games played over 5 seasons... Finished career as an all-SEC LB after playing safety as a sophomore and junior, WR as a redshirt freshman and 1 game at QB as a true freshman... Totaled 117 tackles (77 solos), with 6.5 TFL and 3 sacks, and 6 PBUs on defense in 31 games over his final 3 seasons... Moved to defense during spring practice in 2002... Participated in 9 games as a reserve WR as a redshirt freshman, catching 1 pass for 8 yards... Appeared in 1 game at QB as a true freshman, rushing 4 times for 13 yards with a long of 6... Decision was subsequently made to redshirt, finishing the year as the scout team QB... Majored in retail.

**PERSONAL:** Attended Cross (S.C.) H.S., playing football for coach Art Craig... South Carolina team captain in the Shrine Bowl... Rated the No. 5 QB in the Atlantic Region by Prep Star magazine... Totaled over 1,400 yards of total offense his senior year while passing for 10 TDs and rushing for 14 TDs... Rushed for 800 yards and threw for 750 yards... As a junior, passed for 1,110 yards and 10 TDs... Ran the wing-T and wishbone offense... Also played defensive back... Played basketball, baseball and ran track.

### Rod Wilson's NFL Statistics


#### REGULAR SEASON

Year	Team	GP	GS	Tackles					Interceptions					Fumbles			Misc.	
				Tot	S	A	Sk	Yds	No	Yds	Lg	TD	PD	FF	FR	Yds	TFL	STT
2005	Chicago	0	0	0	0	0	-	-	0	0	-	-	0	0	0	-	0	0
2006	Chicago	13	0	10	7	3	-	-	0	0	-	-	0	0	0	-	0	14
NFL totals		13	0	10	7	3	-	-	0	0	-	-	0	0	0	-	0	14

#### POSTSEASON

Year	Team	GP	GS	Tackles					Interceptions					Fumbles			Misc.	
				Tot	S	A	Sk	Yds	No	Yds	Lg	TD	PD	FF	FR	Yds	TFL	STT
2005	Chicago	0	0	0	0	0	-	-	0	0	-	-	0	0	0	-	0	0
2006	Chicago	2	0	0	0	0	-	-	0	0	-	-	0	0	0	-	0	2
Postseason		2	0	0	0	0	-	-	0	0	-	-	0	0	0	-	0	2







# GREG OLSEN

## TIGHT END

Height: 6-5 Weight: 254

Age: 22

College: Miami

# 82

Acquired: 1st round (31st overall) of the 2007 draft

**COLLEGE CAREER:** Three-year letterwinner at the University of Miami (2004-2006) starting 26 of 33 games played totaling 87 receptions for 1,215 yards (14.0 ypc) with 6 TDs... Started 12 games in each of his final 2 seasons at Miami earning first-team and honorable mention all-ACC honors as a junior and sophomore respectively... Led team in receptions as a senior (40) and was 2nd on roster in catches as a junior (31)... Also saw time as team's long snapper.

**JUNIOR:** Named first-team all-ACC after leading the team in receiving with a career-best 40 receptions for 489 yards and one touchdown... Named to ESPN Magazine's District III Academic first team... Missed one complete game and nearly all of another with a concussion... Named the team's Receiver of the Year... Named ACC Offensive Lineman of the Week and John Mackey Award Tight End of the Week after matching a career high with 8 catches for 94 yards vs. North Carolina... Missed game at Duke after suffering a concussion vs. Florida International... Returned to action at Georgia Tech and caught 5 passes for a game-high 91 yards, including a 41-yard touchdown marking the longest scoring reception of his career.

**SOPHOMORE:** Honorable mention all-ACC selection after finishing second on team with 31 receptions for 451 yards (14.5 ypc), with 4 touchdowns... Caught at least one pass in 10 of 12 games... 1 of 6 offensive players who started every game... Earned John Mackey Tight End of the Week honors in season opener at Florida State, after pulling in a game-high 8 passes for 137 yards, including 4 straight receptions on 3rd down on the final drive of the game totaling 64 yards; Performance marked the most receiving yards by a Miami tight end since 1985... Tied for the team lead with 3 receptions for 38 yards at Temple, including 2 TDs for first multi-touchdown game of college career. **FRESHMAN:** Played in 9 games, missing 3 games with a broken wrist... Started 2 games when the team opened in a two-tight end formation... For the season, caught 16 passes for 275 yards (17.2 ypc) and 1 touchdown... Served as the long snapper for punts prior to his wrist injury. **REDSHIRT:** Awarded a medical redshirt following a shoulder injury... Spent time on scout team prior to suffering injury... Originally signed with Notre Dame and attended some pre-season practices there before enrolling at Miami in time for the fall semester.

**PERSONAL:** Attended Wayne High School (N.J.) where he was named *USA Today* first-team All-American as a senior in 2002 and was one of three finalists for Gatorade National Player of the Year... Also named first-team All-America selection by Parade magazine, SuperPrep and PrepStar... Rated third overall on ESPN's list of 100 players nationally... Helped team to a 12-0 mark in 2002 and New Jersey Group 3 state title... Caught 38 passes for 703 yards and 14 TDs as a senior... Also rushed seven times for 117 yards... Made 87 tackles to go with 25 tackles for loss, 15 sacks and four fumble recoveries at defensive end... Named Defensive Player of the Year for 2002 by the Newark Star-Ledger... Herald News Offensive Player of the Year... Two-time New Jersey All-State pick... As a junior, had 89 tackles, with 35 for a loss... Totaled 73 career catches for 1,474 yards, a 20.2 yards per catch average and a school-record 27 touchdowns... Older brother, Christian, was a quarterback at the University of Virginia and attended Chicago's rookie mini-camp in 2007 with Greg.

### Greg Olsen's College Statistics

Year	School	GP-GS	Rush	Yds	Avg	Lg	TD
2003	Miami	Did not play — Redshirt season					
2004	Miami	9-2	16	275	17.2	51	1
2005	Miami	12-12	31	451	14.5	37	4
2006	Miami	12-12	40	489	12.2	41	1
<b>Totals</b>		<b>33-26</b>	<b>87</b>	<b>1,215</b>	<b>14</b>	<b>57</b>	<b>6</b>





# DAN BAZUIN

## DEFENSIVE END

Height: 6-3 Weight: 260

Age: 24

College: Central Michigan

# 73

Acquired: 2nd round (62nd overall) of the 2007 draft

Bazuin

**COLLEGE CAREER:** Four-year letterwinner at Central Michigan (2003-2006) is Chippewa's career record-holder for sacks (35.5) and tackles for loss (63.5), ranking second and seventh, respectively, all-time, in the MAC in those categories... Defensive MVP of 2007 East-West Shrine Game after recording 2.5 sacks... Three-time first team all-MAC selection... MAC Defensive Player of the Year following junior season in which he tied the conference's single-season sack record with 16... Graduated with a bachelor's degree in marketing.

**SENIOR:** First team all-MAC selection for third consecutive season after recording 10.5 sacks, second-most in a single-season in CMU history... Academic All-America first team honoree, academic all-district first team selection for second time and Academic all-MAC selection for third time while also being a national semifinalist for the Draddy Trophy, recognizing an individual as the absolute best in the country for his combined academic success, football performance and exemplary community leadership... Elected a team captain along with Ike Brown and Joe Staley during preseason camp... Named Motor City Bowl UAW Lineman of the Game after recording 8 tackles, including 2 sacks... Selected Defensive MVP of 2007 East-West Shrine Game after recording 2.5 sacks... Two-time MAC West Defensive Player of the Week honoree. **JUNIOR:** Mid-American Conference Defensive Player of the Year after leading nation in tackles for loss (26.5) and finishing second in sacks with 16, which tied the MAC's single-season record; both are school records... Honorable mention All-America selection by SI.com finished with at least one sack in eight different games and had at least two sacks in five contests... Tied for 4th nationally with five forced fumbles... Academic all-MAC selection and *ESPN The Magazine* Academic All-District IV first team honoree... Named MAC West Defensive Player of the Week twice - vs. Indiana (9/2) and at Ball State (11/19). **SOPHOMORE:** First team all-MAC and Academic all-MAC selection after starting all 11 games and posting 50 tackles (20 solo) while tying for 2nd on the team in tackles for loss (8 for 46 yards) ... Added 3 QB sacks, 1 PBU and 1 fumble recovery while leading team with 4 blocked kicks ... Named MAC West Division Special Teams Player of the Week after the Kent St. game (10/2) when he blocked 2 FG attempts in fourth quarter, including one with 35 seconds left, in a 24-21 CMU victory. **REDSHIRT FRESHMAN:** Second team Freshman All-America by *The Sporting News* started all 12 games and led team in tackles for a loss with 14 for 53 yards and tied for lead with 6 QB sacks for minus 37 yards.

**PERSONAL:** Versatile all-stater who led McBain to Division VI state runner-up in 2001... Ranked No. 29 in Detroit Free Press Feb 50... Earned 3 letters in track and football and 2 in basketball... All-state in all three sports... 3 prep football teams went 30-6, winning 2 conference and district titles... Finished career with 262 tackles and 3 interceptions... All-conference 3 times and all-state twice.

### Dan Bazuin's College Statistics

Year	Team	GP	GS	Tackles					Interceptions					Fumbles			Misc.	
				Tot	S	A	Sk	Yds	No	Yds	Lg	TD	PD	FF	FR	Yds	TFL	Yds
2003	Central Michigan	12	12	70	38	32	6.0	37	0	0	0	0	1	1	2	0	14.0	53
2004	Central Michigan	11	11	50	20	30	3.0	20	0	0	0	0	1	0	1	0	8.0	46
2005	Central Michigan	11	11	74	48	26	16.0	146	0	0	0	0	3	5	1	0	26.5	181
2006	Central Michigan	13	13	67	24	43	10.5	65	0	0	0	0	4	4	2	32	15.0	74
<b>CAREER</b>		<b>47</b>	<b>47</b>	<b>261</b>	<b>130</b>	<b>131</b>	<b>35.5</b>	<b>268</b>	<b>0</b>	<b>0</b>	<b>0</b>	<b>0</b>	<b>9</b>	<b>10</b>	<b>6</b>	<b>32</b>	<b>63.5</b>	<b>354</b>



# GARRETT WOLFE

## RUNNING BACK

Height: 5-7 Weight: 186

Age: 23

College: Northern Illinois

# 25

Acquired: 3rd round (93rd overall) of the 2007 draft

**COLLEGE CAREER:** Became 12th player in NCAA Division I-A history to rush for over 5,000 yards in his career with a school-record 5,164 yards in three years at Northern Illinois (2004-2006)... Became just the 4th player in Division I-A history to record 3-straight 1,500 rushing yard seasons... Ranks 4th all-time in Division I-A annals with career rushing average of 156.5 yards per game, surpassed only by Ed Marinaro, O.J. Simpson and Herschel Walker... Also ranks 7th in NCAA history in career points per game (10.4) and career all-purpose yards per game (181.3)... Career average of 6.4 yards per rushing attempt set an NCAA Division I-A record (minimum 780 carries)... Also set school records for career touchdown runs (52), total touchdowns (57), 100-yard rushing performances (22) and 200-yard rushing performances (10), while ranking second in all-purpose yards (5,983) and points scored (344)... Became the first player in conference history to lead the league in rushing, scoring and all-purpose yards in three consecutive seasons.

**SENIOR:** Became 1st Husky to earn *Associated Press* All-American honors (third-team) since 2003 after leading the nation with 1,928 rushing yards and 2,177 all-purpose yards, both second-most in NIU single-season history... Winner of the Mid-American Conference Vern Smith Leadership Award (MVP) and was named first-team all-conference... MAC Offensive Player of the Year was a semi-finalist for the Maxwell Award (nation's top offensive player) and Doak Walker Award (nation's top running back)... Finished with 6th-most points in the nation (116)... Amassed 1,181 yards rushing through the team's first 5 games, most ever by a Division I-A player in a span of 5 contests, topping old mark of 1,136 yards by Marcus Allen of USC in 1981. **JUNIOR:** Earned All-American honorable mention from College Football News and ESPN after ranking 2nd in nation in rushing (175.56 ypg; 1,580 yards on 242 carries) and all-purpose yardage (200.22 ypg; 1,802 yards) while finishing 4th nationally in scoring (11.3 ppg; 16 rushing TDs, 1 receiving TD)... Started all 9 contests played in while sitting out the Kent St., Ball State and CMU contests after suffering knee injury vs. Eastern Michigan. **SOPHOMORE:** Earned All-American honorable mention from Sports Illustrated and College Football News after ranking 5th in nation in rushing (150.55 ypg; 1,656 yards and 18 touchdowns on 256 carries) and 3rd in both all-purpose yardage (182.18 ypg; 2,004 yards) and scoring (11.45 ppg; 126 points); led MAC in all three categories... Returned 11 kickoffs for 231 yards (21.0 avg)... Sophomore All-American first-team choice by College Sports Report while earning all-MAC first-team honors... Played in 11 games, starting 6 contests... Sat out Toledo game with non-football related eye injury and left the Silicon Valley Football Classic vs. Troy in the first quarter with hip injury. **RED-SHIRT FRESHMAN:** Was ruled academically ineligible and did not play.

**PERSONAL:** All-State tailback at Holy Cross (Chicago, Ill.) High School who went on to set 11 team records... Named team Offensive Most Valuable Player as a senior and junior, adding first-team Catholic League All-Red Metro Division and league MVP honors both seasons... Led team to the state Class 5A playoffs in 2001... Ran for 2,041 yards and 24 touchdowns during his final campaign, finishing his career with 4,311 rushing yards and 56 touchdowns during his final two years... Lettered as a sophomore at Fenwick High School, transferring to Holy Cross the following year... At Fenwick, he lettered in track as a freshman and at 4-foot-10, 85 pounds, he caught 8 touchdown passes and was the Chicago Catholic League's Rookie of the Year... Also played quarterback and defensive back.

### Garrett Wolfe's College Statistics

Year	School	GP-GS	Rush	Yds	Avg	Lg	TD	Rec	Yds	Avg	Lg	TD
2002	Northern Illinois	Did not play — Redshirt season										
2003	Northern Illinois	Did not play										
2004	Northern Illinois	11-6	256	1636	6.5	84	18	10	117	11.7	40	3
2005	Northern Illinois	9-9	242	1580	6.5	76	16	20	222	11.1	59	1
2006	Northern Illinois	13-13	309	1928	6.2	75	18	28	249	8.9	65	1
<b>TOTAL</b>		<b>33-28</b>	<b>807</b>	<b>5164</b>	<b>6.4</b>	<b>84</b>	<b>52</b>	<b>56</b>	<b>586</b>	<b>10.5</b>	<b>65</b>	<b>5</b>





# MICHAEL OKWO

## LINEBACKER

Height: 5-11 Weight: 232

Age: 22

College: Stanford

# 62

Acquired: 3rd round (94th overall) of the 2007 draft

**COLLEGE CAREER:** A four-year letterwinner (2003-2006) at Stanford, earning First Team all-Pac-10 honors as a senior at linebacker and as a sophomore on special teams... Named team MVP during senior season and finished career with 181 tackles (117 solo), 4.0 sacks, 15.5 tackles-for-loss, 2 forced fumbles, a fumble recovery, 2 blocked kicks and an interception.

**SENIOR:** Named the team's Most Valuable Player (Irving S. Zeimer Memorial Award) and earned first team all-Pac-10 honors as a linebacker, leading the Cardinal with 95 tackles and posting a 9.56 tackle per game average that ranked tied for first in the Pac-10 and tied for 15th in the NCAA... Also paced the club with 57 solo stops and was 14th nationally with an average of 5.70 per contest... 2nd on squad with 2 forced fumbles, while ranking tied for 2nd with 2.0 sacks and 5 PBUs and 3rd in tackles-for-loss (5.0)... Added 1 QB hurry... Jack Huston Award winner, given to the Stanford player exemplifying aggressiveness, exceptional performance and unheralded efforts... Set a career high with 15 tackles versus Washington State (most by a Stanford player in 2006), while picking up a career-best nine solo stops at UCLA (9/30/06)... Missed first two games of season due to broken bone in right thumb during fall camp.

**JUNIOR:** Managed to make 34 tackles (26 solo, eight assists) in injury-plagued campaign, recording 5.5 tackles-for-loss (-29 yards) and credited with first 2 sacks (-21 yards) of career... Added 1st career INT vs. Oregon... Came on at the end of the season as his injuries began to heal, making five tackles in each of the last two contests against California and Notre Dame while combining for 1.5 sacks (-14 yards) and 2.5 tackles-for-loss (-17 yards) in those two contests... Played in 10 of 11 possible games, starting the first three contests. **SOPHOMORE:** Voted winner of the Phil Moffat Award as the team's top defensive special teams player by teammates and earned all-Pac 10 Conference first-team honors in same area... Played in all 11 games, taking over weak-side inside linebacker duties for the final 2 contests... Finished year with 39 total tackles, 4.0 tackles-for-loss, 4 pass breakups, a fumble recovery and a blocked punt... Accounted for a combined 14 tackles and 3.5 tackles-for-loss in his 2 starts versus Oregon St. and at Cal. **FRESHMAN:** Earned first varsity letter as a backup outside linebacker and special teams player... One of 7 true freshman to play in 2003... Appeared in all 11 games and recorded 13 total tackles, 1.0 tackle-for-loss (-1 yard) and 1 blocked kick.

**PERSONAL:** Prep All-American linebacker from Mira Costa High School in Southern California... Recorded 130 tackles and 7.0 sacks as a senior... Named an All-American and the No. 6 linebacker in the West by PrepStar... Selected to SuperPrep All-American team and was ranked as the No. 28 linebacker in the nation, as well as the No. 23 overall recruit in California/Hawaii/Nevada... Ranked as No. 18 linebacker in the country by Rivals.com... CIF Division III Co-Defensive Player of the Year and league MVP as a junior... National Football Foundation and College Hall of Fame Scholar-Athlete award winner in 2002-03.

### Michael Okwo's College Statistics

Year	Team	Tackles							Interceptions					Fumbles			Misc.	
		GP	GS	Tot	S	A	Sk	Yds	No	Yds	Lg	TD	PD	FF	FR	Yds	TFL	Yds
2003	Stanford	11	0	13	11	2	0.0	0	0	0	0	0	0	0	0	0	1.0	1
2004	Stanford	11	2	39	23	16	0.0	0	0	0	0	0	4	0	1	0	4.0	9
2005	Stanford	10	3	34	26	8	2.0	21	1	0	0	0	3	0	0	0	5.5	29
2006	Stanford	10	10	95	57	38	2.0	16	0	0	0	0	5	2	0	0	5.0	24
CAREER		42	15	181	117	64	4.0	37	1	0	0	0	12	2	1	0	15.5	63



# JOSH BEEKMAN

**GUARD/CENTER**

**Height:** 6-2      **Weight:** 310

**Age:** 24

**College:** Boston College

# 67

**Acquired:** 4th round (130th overall) of the 2007 draft

**COLLEGE CAREER:** Four-year letterwinner (2003-2006) at Boston College, started all 37 contests (34 at RG, 3 at C) in final 3 seasons and 39 of 50 games played overall during collegiate career... Became school's first player to receive AP first-team All-America honors in five years after senior season... Also named Atlantic Coast Conference's most valuable blocker during final year... Helped Eagles finish 2nd in conference in total offense during senior and redshirt freshman seasons while leading ACC during junior year... Majored in history.

**SENIOR:** Earned AP first-team All-America honors, the first Eagle to receive the honor since 2001... Recipient of the 2006 Jacobs Blocking Trophy for the most valuable blocker in the ACC... Received Walter Camp Foundation second-team All-America honors and all-ACC first-team accolades as Eagles ranked 2nd in conference in total offense (354.2 ypg) and 3rd in points per game (26.0)... Honored with the Scanlan Trophy, the highest honor bestowed on a Boston College football player given to a senior who best exemplifies the ideals of scholar, athlete, gentleman and friend... Earned Scout.com second-team All-America honors after starting all 13 games, 10 at right guard and 3 at center... Senior co-captain earned ACC Offensive Lineman of the Week honors twice (vs. Wake Forest and vs. NC State)... Paved way for 6 100-yard rushing performances. **JUNIOR:** Started at right guard in each of the team's 12 contests as Eagles led ACC in total offense with 387.8 ypg... Part of O-line that finished tied for 12th in the nation allowing just 1.25 sacks per game (15 sacks in 12 contests)... Received all-ACC Second-Team honors while paving way for 4 100-yard rushing performances. **SOPHOMORE:** Started at right guard in all 12 games... The front wall allowed only 23 quarterback sacks, as the offense averaged 385.4 yards per game... Paved the way for 100-yard rushing performances from 3 different individuals. **REDSHIRT FRESHMAN:** Earned 2 starts - in the Ball State game, for the injured Augie Hoffmann, and in the Virginia Tech game, for the injured Chris Snee and saw significant playing time in every contest... Named to *The Sporting News* Big East All-Freshmen team... Part of offensive line that paved way for Derrick Knight to become BC's all-time rushing leader and an offense that ranked 31st in the nation with 182.1 rush ypg... Eagles offense finished 2nd in conference in total offense (404.5 ypg)... Registered 1 assist on special teams vs. Pittsburgh and 1 solo tackle at Virginia Tech. **FRESHMAN:** Redshirted.

**PERSONAL:** Earned 2001 All-America honors from PrepStar and All-Northeast honors from SuperPrep... Gained Albany Times-Union Co-Player of the Year honors as a senior offensive lineman at Amsterdam High School; became the first-ever four-time member of the Albany Times-Union all-area team... Registered 98 tackles, three sacks and one fumble recovery as a senior... Led the Rugged Rams to an 11-1 record in 2001; the team advanced to the state Class A semifinal round... Played for head coach Pat Liverio... Also a four-year member of Amsterdam's track and field team; competed in the shot put.

## Josh Beekman's College Statistics

**GAMES PLAYED-STARTED -- 49-39:** 2003 (12-2); 2004 (12-12); 2005 (12-12); 2006 (13-13).





# KEVIN PAYNE

## SAFETY

Height: 6-0 Weight: 212

Age: 23

College: Louisiana-Monroe

# 44

Acquired: 5th round (167th overall) of the 2007 draft

Payne

**COLLEGE CAREER:** Versatile player in his 4 seasons at the University of Louisiana-Monroe (2003-2006) seeing time at running back, safety, return man and punter during his career... Three-time all-Sun Belt Conference selection, spent his last 2 seasons at ULM seeing action at both safety positions after starting career at running back; added punting duties in final year while also serving time as a kick returner... Started 38 of 43 games played (20 starts at safety and 18 at running back)... Gathered 185 tackles with 6 interceptions, 4 PDs, 7 TFLs, 1 sack, 3 forced fumbles and 2 fumble recoveries... Led Warhawks in tackles as a junior (87) and senior (98)... Had 45 punts in his senior year for 1,826 yards and a gross average of 40.6 yards with 7 punts landing inside-the-20... Rushed for 1,234 yards and 8 TDs on 325 carries (3.8 ypc) with 54 receptions for 607 yards (11.2 ypc) and 4 touchdowns, including ULM freshman record 976 yards in 2003... 68 of 324 rushing attempts (21.0%) resulted in first downs and 34 were for at least 10 yards.

**SENIOR:** All-American third-team (as an all-purpose player) and all-Sun Belt Conference first-team (as a DB and punter) selection by The NFL Draft Report... Played in 12 games, starting 9 contests at free safety while also taking over punting duties... Led team with 98 tackles (72 solos), including 1 sack and 3 TFLs... Punted 45 times for 1,826 yards (40.6 avg), with 7 kicks downed inside the 20-yard line, finishing with a 36.0-net yard average... Also returned 11 kickoffs for 231 yards (21.0 avg) and returned 3 punts for 9 yards. **JUNIOR:** Named to the all-Sun Belt Conference and all-Louisiana second-team squads during first season on defense after leading team and ranking 6th in conference with 87 tackles (61 solos)... Gained 374 yards on 13 kickoff returns (28.8 avg)... Saw brief action on offense, with 2 carries for no gain and catching 1 pass for 16 yards... Of his 87 tackles, 63 came vs. the run. **SOPHOMORE:** Appeared in the team's first 8 games, starting 7 at tailback... Sideline for final 3 games with arm injury... Finished year with 261 yards and 2 touchdowns on 74 carries (3.5 avg). **REDSHIRT FRESHMAN:** Named Sun Belt's Freshman of the Year and earned all-conference second-team honors after leading team and ranking 3rd in the conference with 81.3 yards per game rushing average, which also ranked 7th in the nation among NCAA Division I-A freshmen... Carried ball 248 times for school freshman record 976 yards (3.9 avg) and 6 touchdowns. **FRESHMAN:** Redshirted as a freshman, spending season performing as a halfback on scout team.

**PERSONAL:** Attended Junction City (Ark.) High School, playing football for head coach David Carpenter... Class 2A all-state and all-district tailback during senior year, gaining over 1,700 yards with 26 rushing TDs... Named team's defensive M.V.P. after leading team in tackles as a junior DB... Lettered in basketball in three seasons and garnered all-state honors for baseball while competing as a catcher... Son of Jackie and Levi Payne... Brother Gerod was a strong safety and teammate at Louisiana-Monroe (2002-03).

## Kevin Payne's College Statistics

Year	Team	GP	GS	Tackles				Interceptions					Fumbles			Misc.	
				Tot	S	A	Sk	No	Yds	Lg	TD	PD	FF	FR	Yds	TFL	Yds
2003	La.-Monroe	12	11	0	0	0	0.0	0	0	0	0	0	0	0	0	0.0	0
2004	La.-Monroe	8	7	0	0	0	0.0	0	0	0	0	0	0	1	0	0.0	0
2005	La.-Monroe	11	11	87	61	26	0.0	2	6	6	0	1	2	1	17	4.0	12
2006	La.-Monroe	12	9	98	72	26	1.0	4	50	26	0	3	1	0	0	3.0	10
<b>CAREER</b>		<b>43</b>	<b>38</b>	<b>185</b>	<b>133</b>	<b>52</b>	<b>1</b>	<b>6</b>	<b>56</b>	<b>26</b>	<b>0</b>	<b>4</b>	<b>3</b>	<b>2</b>	<b>17</b>	<b>7</b>	<b>22</b>



# COREY GRAHAM

## CORNERBACK

Height: 6-0 Weight: 195

Age: 22

College: New Hampshire

# 35

Acquired: 5th round (168th overall) of the 2007 draft

**COLLEGE CAREER:** Holds University of New Hampshire career record and ranks 7th all-time in Division I-AA history with 1,787 kickoff return yards on 65 returns (27.5 avg.) and 3 TDs in 4 seasons with the Wildcats (2003-2006)... His 27.5-yard average ranks 2nd in Atlantic 10 Conference history... Average of 32.3 yards per kickoff return in 2006 was 17th-best season total in I-AA history... Only player in UNH annals to score a TD on interception, kickoff and punt returns during a career... Started all 42 contests played in during career registering 302 tackles (4th-most in school history) with 12 interceptions, 31 passes defended, 1 TFL, 4 forced fumbles and 3 fumble recoveries... Returned 2 INTs for TDs... Also gained 128 yards with a score on 12 punt returns (10.7 avg)... Majored in sociology.

**SENIOR:** Team tri-captain and member of the Buck Buchanan Award Watch List, given to Division I-AA's most outstanding defensive player... Started the first 6 games of the season at right cornerback, but missed rest of season with a leg injury... Finished with 41 tackles (24 solos), 2 INTs, 3 passes defended and a forced fumble... Returned 10 kickoffs for 323 yards (32.3 avg) and a touchdown... Added 102 yards and a score on 11 punt returns (9.3 avg). **JUNIOR:** All-Atlantic 10 Conference 2nd team selection as both a defensive back and return specialist after starting all 13 games at right cornerback, finishing 2nd on the team with 104 tackles (73 solos), including 3 INTs, returning 1 for a score, 9 passes defended, 2 fumble recoveries and a TFL... Returned 31 kickoffs for 778 yards (25.1 avg) and a TD, adding 26 yards on 1 punt return. **SOPHOMORE:** Started all 13 games at right cornerback and led team with a career-high 110 tackles (75 solos) while leading Atlantic 10 Conference with 17 passes defended... Garnered 4 INTs, returning 1 for a TD... Also took over kickoff return duties, totaling 686 yards with a TD on 24 attempts (28.6 avg)... Earned National Player of the Week honors from the Sports Network for his performance vs. Northeastern after causing 3 fumbles and recovering another. **FRESHMAN:** Started team's final 9 games at right cornerback... Recorded 47 tackles (23 solos) with 2 pass deflections and gained 54 yards on 3 interception returns.

**PERSONAL:** Attended Turner Carroll (Buffalo, N.Y.) High School, playing football for head coach Willie Burnett... Compiled 2,700 all-purpose yards, 22 touchdowns, 99 tackles and 1,700 rushing yards in senior season... Three-time all-Catholic selection and earned all-Western and all-state honors in 2003... Son of Carey Graham and Patricia Weatherspoon.

### Corey Graham's College Statistics

Year	Team	GP	GS	Tackles					Interceptions					Fumbles			Misc.	
				Tot	S	A	Sk	Yds	No	Yds	Lg	TD	PD	FF	FR	Yds	TFL	Yds
2003	New Hampshire	9	9	47	23	24	0.0	0	3	54	49	0	2	0	0	-	0.0	0
2004	New Hampshire	13	13	110	75	35	0.0	0	4	55	25t	1	17	3	1	-	0.0	0
2005	New Hampshire	13	13	104	73	31	0.0	0	3	76	75t	1	9	0	2	-	1.0	1
2006	New Hampshire	7	7	41	24	17	0.0	0	2	0	0	0	3	1	0	-	0.0	0
CAREER		42	42	302	195	107	0.0	0	12	185	75t	2	31	4	3	-	1.0	1





# TRUMAINE McBRIDE

## CORNERBACK

Height: 5-9 Weight: 185

Age: 21

College: Mississippi

# 26

Acquired: 7th round (221st overall) of the 2007 draft

McBride

**COLLEGE CAREER:** Earned four letters at Ole Miss (2003-2006), after seeing action in 47 games, ending collegiate career with 34 consecutive starts at RCB over final 3 seasons... Recorded 124 tackles (93 solos) with 5 TFLs, 4 INTs, 35 passes defended and a blocked kick... Returned 1 INT for a TD... Led Rebels in passes defended during senior (9), junior (8) and sophomore (16; 2nd in SEC) seasons... Received the Scholar-Athlete Award from the Ole Miss Chapter of the National Football Foundation and College Hall of Fame... Liberal Arts major, making the Chancellor's Honor Roll in Fall of 2003 and Dean's Honor Roll in Spring of 2004.

**SENIOR:** Started all 12 games at RCB while pacing secondary with career-high 48 tackles (37 solos), including 2 TFLs... Blocked a kick and deflected team-high 9 passes... Did not allow a reception in 3 games (Memphis, Alabama and Northwestern St.). **JUNIOR:** Manned the right cornerback position, starting 11 contests, posting 34 tackles (23 solos) with 2 TFLs... Led team with 8 passes defended adding 1 INT... Did not allow any receptions in The Citadel and Kentucky contests. **SOPHOMORE:** Took over right cornerback duties, starting all 11 games... Finished with 36 tackles (29 solos) with a 1 TFL... Ranked second in SEC with team-high 16 passes defended while picking off 3 passes, returning 1 for a touchdown. **FRESH-MAN:** Appeared in 13 games as a reserve cornerback, seeing most of his action late in games... Recorded 2 passes defended and 6 tackles (4 solos).

**PERSONAL:** Attended Clarksdale (Miss.) High School, playing football for head coach Jim Hughes... Selected to Prep Star's All-American and Top 300 squads... Added All-Southeast Region honors from Prep Football Report and Super Prep All-Dixie accolades... First-team All-State choice by Clarion-Ledger and member of their 2002 "Ten Most Wanted" list, Dandy Dozen, and Top 40 team... Added second-team All-State honors as a junior and earned All-Regional and Clarksdale Press Register 2002 co-Player of the Year honors... Played in 2003 Alabama/Mississippi All-Star Game and earned team Offensive Most Valuable Player honors during junior and senior years... Closed out prep career with 1,703 yards rushing on 158 carries with 30 touchdowns; added 36 receptions for 605 yards and 7 scores and 857 return yards and 3 TDs... Also made 63 tackles and 7 INTs... Helped lead Clarksdale High to 13-1 record and 2001 State Class 4A championship, 2000-2002 North Half 4A titles, 2000-2002 Division 3-4A crowns, and 2000 State 4A runner-up spot... Earned 2 letters in basketball and participated in track... Was an A.A.U. National Invitational Championship runner-up... National Honor Society member and 1999-2000 Scholar-Athlete Award winner... Son of Angela Glasper and Terry McBride.

### Trumaine McBride's College Statistics

Year	Team	Tackles							Interceptions					Fumbles			Misc.	
		GP	GS	Tot	S	A	Sk	Yds	No	Yds	Lg	TD	PD	FF	FR	Yds	TFL	Yds
2003	Mississippi	13	0	6	4	2	0.0	0	0	0	0	0	2	0	0	0	0	0
2004	Mississippi	11	11	36	29	7	0.0	0	3	71	48	1	16	0	0	0	1	2
2005	Mississippi	11	11	34	23	11	0.0	0	1	30	30	0	8	0	0	0	2	5
2006	Mississippi	12	12	48	37	11	0.0	0	0	0	0	0	9	0	0	0	2	11
CAREER		47	34	124	93	31	0.0	0	4	101	48	1	35	0	0	0	5	18



# AARON BRANT

## TACKLE

Height: 6-7 Weight: 315

Age: 22

College: Iowa State

# 70

Acquired: 7th round (241st overall) of the 2007 draft

**COLLEGE CAREER:** Three-time all-Big 12 Conference honorable mention closed out four-year career at Iowa State (2003-2006) starting 46 of 48 games played including starts in each of his final 36 games at right offensive tackle... Began collegiate career starting 10 of 12 games at RG during freshman year before making switch to RT during sophomore season... Majored in marketing with a minor in criminal justice.

**SENIOR:** Started all 12 games at right offensive tackle, posting 60 knockdowns with six touchdown-resulting blocks... All-Big 12 Conference honorable mention and recipient of the ISU Academic Achievement Award... Provided steady pass protection, as the Cyclones averaged 216.9 yards per game passing (44th in nation). **JUNIOR:** Earned all-Big 12 Conference honorable mention from league's coaches... Was Arthur Floyd Scott Award winner as Cyclones best offensive lineman and co-recipient of Winners' Performance Award (excel in techniques, consistency, production, effectiveness and discipline)... Started all 12 games at RT, with 55 knockdowns... Helped offense average 350.3 yards per game (6th in Big 12; 76th in nation) including 239.7 ypg passing (2nd in conference; 37th in nation)... Protected QBs that ranked 29th in nation and 3rd in Big 12 with 140.0 passer efficiency rating. **SOPHOMORE:** Associated Press all-Big 12 Conference honorable mention... Recipient of ISU Academic Achievement Award... Shifted to RT, starting all 12 contests... Helped lead team to 5-win improvement (7-5) from previous season, second-highest increase nationally. **FRESHMAN:** Enrolled at Iowa State in December 2002, participating in spring drills... Started 10 of 12 games at RG.

**PERSONAL:** Attended Wahlert (Dubuque, Ia.) High School, playing football for head coach Jim Killoran... First-team elite All-State, All-Area and All-Conference choice on offensive side of line as a senior... First-team All-Area and All-Conference selection on offensive line as a junior, adding All-Area honors as a defensive lineman and second-team All-Conference recognition as an offensive lineman as a sophomore... Also participated in basketball and track... Member of Wahlert's 2002 state qualifying basketball team and finished 3rd in the discus and 8th in the shot put at state track meet as a junior... Placed 5th in discus at Drake Relays that year and placed 2nd in discus in state meet as a sophomore... National Honor Society member, graduated with a 3.75 grade point average... Son of Mary Jo and David Brant.

### Aaron Brant's College Statistics

GAMES PLAYED-STARTED -- 48-46: 2003 (12-10); 2004 (12-12); 2005 (12-12); 2006 (12-12).

### BEARS 2007 DRAFT PICKS

Rd	Pick	Draftee	Pos	Ht	Wt	College
1	31	Greg Olsen	TE	6-6	254	Miami (Fla.)
2	62	Dan Bazuin	DE	6-3	266	Central Michigan
3	93	Garrett Wolfe	RB	5-7	186	Northern Illinois
3	94	Michael Okwo	LB	5-11	232	Stanford
4	130	Josh Beekman	G	6-2	313	Boston College
5	167	Kevin Payne	S	6-0	220	Louisiana-Monroe
5	168	Corey Graham	DB	6-0	195	New Hampshire
7	221	Trumaine McBride	CB	5-9	185	Mississippi
7	241	Aaron Brant	T	6-7	320	Iowa State



**72****COPELAND BRYAN****Ht: 6-4****Defensive End****Wt: 253****Arizona****Age: 24**

**PRO CAREER:** Defensive end prospect who spent 2006 season on Bears practice squad after joining team from Tennessee where he spent preseason on Titans roster. **CAREER TRANSACTIONS:** Entered NFL as an undrafted free agent, signing with Tennessee (5/4/06)... Waived by Titans (9/3/06)... Signed to Chicago's practice squad (9/4/06)... Signed 2-year contract with Bears (2/8/07). **SIGNED through 2008**

**COLLEGE:** Became a consistent player for Arizona playing in 43 games with 22 starts (2002-2005) after walking-on team as a freshman... Finished with 109 tackles, 14 sacks, 21 TFLs, 11 PBUs, blocked 1 kick, forced 2 fumbles and had 2 fumble recoveries... Started 9 games senior year, notching a team-high 7.5 sacks and 10.5 TFLs on 39 tackles... Played in All-American Classic all-star game following senior campaign... Saw action in 11 games junior year... Recorded 15 tackles and 1 sack... Sophomore season, played in 12 games and started 10 as a linebacker... Recorded 29 tackles, 19 solo, along with 2.5 TFLs and 3 PBUs... Saw action in 11 games with 3 starts as a freshman... 26 total tackles with 15 solos and 7.5 TFLs... Graduated with degree in political science. **PERSONAL:** Lettered in football and track at Bellarmine College Prep School (San Jose, CA)... Participated in triple jump and long jump at the Junior Olympics while in high school.

**22****TYLER EVERETT****Ht: 5-11****Safety****Wt: 202****Ohio State****Age: 23**

**PRO CAREER:** Saw action in three of the Bears last four regular season games during rookie season after being elevated from practice squad in Week 14... Spent 2006 preseason with Denver before being signed to Bears practice squad for first 13 weeks of regular season. **CAREER TRANSACTIONS:** Entered NFL as an undrafted free agent, signing with Denver (5/3/06)... Waived by Broncos (9/3/06)... Signed to Chicago's practice squad (9/4/06)... Released from Bears practice squad (10/10/06)... Re-signed to Chicago's practice squad (10/19/06)... Elevated to Bears active roster (12/9/06). **SIGNED through 2008**

**2006 SEASON:** Appeared in Games 13-14 and 16 for Chicago after being elevated from practice squad (12/9); Inactive Game 15 and all three postseason contests. **GAMES PLAYED-STARTED: 3-0**

**COLLEGE:** Saw action as both a reserve and starter at Ohio State (2002-2005) starting in 16 games and playing in 48... Recorded 101 tackles including 65 solo tackles in four seasons, including 1 sack, 2.5 TFLs, 11 PBUs, and 3 INTs... Played in 10 games, starting 9 as a senior... Registered 33 tackles (21 solo), 1 sack, 1 TFL and 2 PBUs... Had 6 tackles in contests against Texas and Michigan in 2005... Started 7 games and played in all 12 contests as a junior... Registered a career-best 39 tackles, including 25 solos, and forced 6 PBUs... Returned an INT 24 yards for a TD against Penn State... Sophomore season he played in all 13 games... Notched 18 tackles, 12 solo and had 1 pick for 66 yards... Saw action in 13 games as a freshman... 11 total tackles and 1 INT... Was part of 2002 Buckeye national championship team... Majored in consumer affairs. **PERSONAL:** Was a first-team all-Ohio selection following senior season at Canton McKinley HS (Canton, OH)... Rushed for over 1,300 yards during junior campaign.

## NFL EUROPE LEAGUE

The Bears allocated four players to squads in the NFL Europe League for the spring '07 campaign. The following is a list of allocated Bears:

<u>Team</u>	<u>Player</u>	<u>Pos.</u>	<u>Team</u>	<u>Player</u>	<u>Pos.</u>
Berlin	Tyler McMeans	G	Frankfurt	J.T. O'Sullivan	QB
Cologne	Nick Novak	K	Cologne	Joel Stelly	P



10

FILIP FILIPOVIC

Ht: 6-2

Punter

Wt: 200

South Dakota

Age: 29

**PRO CAREER:** Spent 2002 season with the Dallas Cowboys appearing in 9 games while averaging 40.6 gross yards on 65 punts for 2,640 yards with a net average of 31.5 yards; landing 14 of those punts in-the-20... Also spent time with San Francisco, Minnesota, Philadelphia and Houston although he did not appear in a regular season game with any of those teams. **CAREER TRANSACTIONS:** Entered NFL as an undrafted free agent, signing with Dallas (4/22/02)... Waived by Cowboys (9/2/02)... Re-signed by Dallas (10/23/02)... Released by Cowboys (8/17/03)... Signed by San Francisco (1/8/04)... Waived by 49ers (4/28/04)... Signed by Minnesota (7/23/04)... Released by Minnesota (8/4/04)... Signed by Philadelphia (2/10/05)... Released by Eagles (3/7/05)... Signed by Houston (3/28/06)... Released by Texans (7/30/06)... Signed 1-year contract with Bears (4/9/07). **SIGNED through 2007**

**PREVIOUS SEASONS:** 2002 - Landed 14 of 65 punts for Dallas in-the-20 while finishing season with a 40.6-yard gross punting average... Finished with a net average of 31.5 yards in 9 games while adding 2 special teams tackles... Played in Games 8-16.

**COLLEGE:** Finished collegiate career after three years as the starting punter for South Dakota also serving as the team's kicker as a senior... Had 183 punts at South Dakota for a 39.7-yard average and 35 kicks downed inside the 20-yard line... Converted 7-of-10 field goal attempts and 17-of-18 PATs... Earned All-NCC honorable mention as a junior after ranking 7th in Division II with a 40.7-yard punting average... Joined Coyotes as a walk on in 1999... Was an academic all-NCC first team and all-NCC honorable mention in 2000... Attended and played football at Urbana College in Ohio for one year before transferring to Eastern Michigan and then to South Dakota... Received degree in physical education. **PERSONAL:** Originally from Belgrade, Serbia and is the son of Dragan and Gordana Filipovic... Came to America in 1992 as a foreign-exchange student... Completed high school education in Warren, Ohio.



83

MIKE HASS

Ht: 6-1

Wide Receiver

Wt: 206

Oregon State

Age: 24

**PRO CAREER:** Wide receiver prospect who spent rookie season on Bears practice squad after being drafted by New Orleans in the 6th-round of the 2006 NFL Draft. **CAREER TRANSACTIONS:** Entered NFL as a sixth-round selection (171st overall) by New Orleans in the 2006 Draft... Signed contract with Saints (7/28/06)... Waived by New Orleans (9/3/06)... Signed to Chicago's practice squad (9/4/06)... Signed 2-year contract with Bears (2/8/07). **SIGNED through 2008**

**2006 SEASON:** Spent entire season on Chicago's practice squad. **GAMES PLAYED-STARTED:** 0-0

**COLLEGE:** After walking on at Oregon State, (2002-2005) he became one of the nation's top targets and was honored as the nation's top receiver with the 2005 Fred Biletnikoff Award... Set school record with 220 catches for 3,924 yards (17.8 avg.) and tied for OSU's top mark in receiving TDs with 20... Became the first Pac-10 receiver and just the 10th in NCAA history to gain over 1,000 yards in three different seasons... His three-season total of 3,924 yards is 11th best in Division IA history... As a senior, played in and started all 11 games... Caught 90 passes for 1,532 yards, a 17-yard avg. with 6 TDs... Led nation in receiving yards on his way to first-team All-American and consensus Pac-10 honors... 12-game starter his junior season... First-team Pac-10 pick and OSU's Most Valuable Player with 1,379 yards on 86 catches and 7 TDs... As a sophomore he played in 13 games with 12 starts... Hauled in 44 passes for 1,013 yards (23.0 avg.) and 7 TDs... Saw action in 12 games after making the team as a walk-on... Civil engineering major. **PERSONAL:** Played football for three seasons at Jesuit (Portland, OR) High School... Named The Oregonian newspaper's top HS Player of the Year his senior season with 79 receptions for 1,739 yards and 21 TDs... Was also a USA Today top state and national Player of the Week during his senior campaign... Also lettered in baseball.




**75 MARK LeVOIRE**  
 Ht: 6-7

 Tackle  
 Wt: 306

 Notre Dame  
 Age: 25

**PRO CAREER:** Offensive tackle prospect spent the entire 2006 season gaining experience on the Bears practice squad after joining Chicago as an undrafted free agent (5/5/06). **TRANSACTIONS:** Entered NFL as an undrafted free agent, signing with Chicago (5/5/06)... Waived by Chicago (9/2/06)... Signed to Bears Practice Squad (9/3/06)... Signed 2-year contract with Chicago (2/8/07). **SIGNED through 2008**

**2006 SEASON:** Spent entire season on Bears practice squad. **GAMES PLAYED-**

**STARTED: 0-0**

**COLLEGE:** Three-year starter at Notre Dame (2001-05) started every game during his final 3 seasons and played in 44 games for the Irish with 36 starts... Former high school TE started every game over last 2 years at RT after starting all 12 games at LG in 2003... Served as ND's most experienced offensive linemen as a fifth-year senior as the Irish offense averaged 36.7 points per game and 477.3 yards per game... Helped RB Darius Walker rush for over 100 yards in 7 contests... Started all 12 games at RT as a senior and was a key component to the Irish rushing for 195 yards against USC... Started all 12 games at LG junior season and played more minutes than any other Irish offensive player... Helped RB Julius Jones rush for a school-record 262 yards vs. Pittsburgh; Jones also cracked the 200-yard plateau in 2 other games to become first ND rusher to accomplish feat in single season... Played 8 games as a sophomore as a reserve offensive tackle... Red-shirted his freshman year while moving from TE to the O-line during fall preseason camp... Graduated with a degree in anthropology. **PERSONAL:** Attended Eden Prairie (Minn.) H.S. where he was a Parade All-American and first-team selection to the *USA Today* All-American team... Ranked 6th on CBS SportsLine.com Midwest Region Super 30 team and rated 27th on Chicago Sun-Times list of nation's top prospects... Standout TE who caught 16 passes for 189 yards and 4 TDs as a senior and 21 passes for 350 yards and 11 TDs as a junior... Led high school to state championship as a senior... Also lettered in basketball and track... Brother, Matt, played football at Northern Illinois and his grandfather, Martin, played football at Minnesota.


**86 TIMON MARSHALL**  
 Ht: 5-10

 Wide Receiver  
 Wt: 188

 Ottawa (KS)  
 Age: 27

**PRO CAREER:** Spent 3 seasons with the Grand Rapids Rampage of the Arena Football League... Was leading AFL in kickoff returns with 1,901 yards and 6 TDs on 83 returns in 2007 before joining Bears... Added 1,134 receiving yards on 102 catches with 27 TDs and ranked 7th in AFL with 35 total TDs... Led AFL in 2006 with team-record 2,374 all-purpose yards... Became first player in AFL history to record 1,300 receiving and return yards in same season (1,324 receiving yards on 102 catches with 19 TDs; 1,316 kick return yards on 70 returns with 1 TD)... Two-way player added 39 tackles and 3 INTs in 2006 and 11.5 tackles in

2007... Played in 9 games with Rampage in 2005 after spending first 5 weeks on practice squad and gathered 20 receptions for 283 yards with 3 TDs while returning 18 kicks for 390 yards and 1 TD; added 13.5 tackles... Spent two seasons (2003-04) in the af2 and won an ArenaCup title in 2003 with the Tulsa Talons... Caught 24 passes for 270 yards and 3 TDs with Tulsa... Was one of three receivers in af2 history to net more than 1,000 yards with the Oklahoma City Yard Dawgz in 2004, leading team in all-purpose yards (2,139), points scored (192), total TDs (31), receiving TDs (28), kickoff returns (50) and kick-off return yards (1,004).

**CAREER TRANSACTIONS:** Signed 3-year contract with Chicago (6/5/07). **SIGNED through 2009**

**COLLEGE:** Played football at Ottawa University (Kansas) from 1997-2001... School's all-time school record holder in TDs (39) and points (234). **PERSONAL:** Son of Juliet Thompson... Born in Kingston, Jamaica before moving to Houston, Texas at the age of 10... Set to marry fiancé Courtney Smith in October 2007.

**58****DARRELL McCLOVER****Ht: 6-1****Linebacker****Wt: 226****Miami****Age: 26**

**PRO CAREER:** Ranks 5th among active Bears with 43 career special teams tackles... Joined Bears during middle of 2006 season and had an immediate impact on special teams... Finished 4th on Chicago roster in 2006 with 18 special teams tackles with 16 coming in the final 5 games of the season, most by a Bear during that span... Registered at least 1 special teams tackle in 20 of 23 career regular season games... Has appeared in 5 career postseason contests registering 1 special teams tackle... Spent 2005 season on Injured Reserve due to a preseason knee injury... Participated in every game, including the postseason, during his

rookie season registering 25 regular season special teams tackles, adding 1 defensive tackle and 1 post-season special teams tackle. **CAREER TRANSACTIONS:** Entered NFL as a seventh-round selection (213th overall) by the N.Y. Jets in the 2004 NFL Draft... Released by New York (9/2/06)... Signed 2-year contract with Chicago (10/25/06). **SIGNED through 2007**

**2006 SEASON:** Joined Bears in mid-season and played in 7 of the last 10 regular season games and all 3 postseason contests... Finished regular season ranked 4th on Chicago with 18 special teams tackles, 16 coming during the final 5 games to lead the team... Had a Bears season-high 7 tackles vs. TB (12/17).

**GAMES PLAYED-STARTED: 7-0**

**PREVIOUS SEASONS:** 2005 - Missed entire Jets season due to knee injury suffered during preseason... Placed on Injured Reserve (9/4/05). 2004 - Ranked 2nd on Jets roster with 25 special teams tackles while playing in 16 games, plus 2 postseason contests, during rookie season... Registered at least 1 special teams tackle in 15 of 16 regular season games... Also contributed 1 tackle as a reserve linebacker.

**COLLEGE:** Played 42 games for Miami (Fla.) and earned a starting spot as a senior, recording 57 tackles, 4 sacks, forced 1 fumble and blocked 1 punt in his career... Registered 37 tackles including 2 sacks as a senior... As a junior totaled 9 tackles and 2 sacks... Majored in business management. **PERSONAL:** Prepped at Coconut Creek High School in Hollywood, FL and totaled 95 tackles with 16 sacks as a senior... Blocked three punts as a junior, two of which resulted in touchdowns, and made 108 tackles while leading his team to the district title... Rated the No. 73 overall prospect in Florida by SuperPrep and named to the Class 4A-5A-6A All-Broward County second team... Named second team All-State by The Sun-Sentinel.

**36****BRANDON McGOWAN****Ht: 5-11****Safety****Wt: 207****Maine****Age: 23**

**PRO CAREER:** Safety prospect battled through an injury plagued 2006 season, missing the first 7 games while on the Physically Unable to Perform List and the last 8 games while on Injured Reserve after suffering a ruptured Achilles tendon in Game 8... Has gathered 30 defensive tackles and 6 special teams tackles in 9 career games with 1 TFL in 2 seasons... Signed with Chicago following a try-out during the team's post-draft rookie mini-camp in 2005... Only undrafted rookie to make active roster following 2005 training camp... Suffered season-ending knee injury in 2005 season finale after starting the final 3 contests at both safety positions gathering 29 tackles. **CAREER TRANSACTIONS:** Entered NFL as an undrafted free agent, signing 3-year contract with Chicago (5/1/05). **SIGNED through 2007**

**2006 SEASON:** Participated in 1 game (Game 8) after coming off the Physically Unable to Perform List gathering 1 defensive tackle and 2 special teams tackles before rupturing his Achilles tendon and being placed on Injured Reserve (11/6). **GAMES PLAYED-STARTED: 1-0**

**PREVIOUS SEASONS:** 2005 - Played 8 games with 3 starts at safety - 1 at FS and 2 at SS... Finished with 29 tackles, 1 TFL and 4 special teams tackles... Participated in Games 1, 9-11, 13-16; Started Games 14-16; Inactive Games 2-8, 12... Saw first extensive time at safety at PIT (12/11) and responded with 8



tackles and 1 TFL... First career start at FS vs. ATL (12/18); led the secondary with 9 tackles... Led team with career-high 11 tackles at GB (12/25)... Recorded 1 tackle at MIN (1/1) before leaving game with knee injury... Placed on injured reserve (1/10/06).

**COLLEGE:** Four-year letterwinner at Maine (2001-04) started 33-of-34 games played to finish his career while totaling 293 career tackles, 7.5 sacks, 20 TFLs, 7 INTs, 10 PBUs, 3 forced fumbles and 5 fumble recoveries... First-team all-Atlantic 10 as a senior FS... Second-team all-Atlantic 10 and Maine's Defensive Player-of-the-Year as a junior after starting all 11 games at FS and leading the team with 85 tackles... Played 13 games as a sophomore, starting 12 at SS and ranking 2nd on team with 94 tackles... Earned the "Hammer Award" for the Black Bears' best special teams hit in 4 games during freshman year, finishing season with 14 special teams tackles... Majored in business. **PERSONAL:** Named defensive first-team all-county following senior season at Lincoln H.S. in Jersey City, N.J. after recording 63 tackles, 5 sacks, 3 forced fumbles and blocking 3 punts... Selected MVP of the North/South All-Star game... Son of Annie Herring and Kyle McGowan.



**62 TYLER McMEANS**  
Ht: 6-4

Guard  
Wt: 325

Miami  
Age: 27

**PRO CAREER:** Spent majority of 2006 preseason with Chicago Bears as an undrafted free agent... Signed by Chicago after 2006 season and was assigned to NFL Europe where he played with the Berlin Thunder. **CAREER TRANSAC-TIONS:** Entered NFL as an undrafted free agent with Chicago (5/5/06)... Waived by the Bears (8/27/06)... Signed by Chicago to reserve/futures list and allocated to NFL Europe (2/8/07). **SIGNED through 2008**

**2006 SEASON:** Spent most of 2006 preseason with Bears appearing in 1 preseason game. Signed by Chicago after season and assigned to NFL Europe in 2007.

**COLLEGE:** Started 18 games in 2 seasons at Miami (Fla.) (2004-05) after transferring from Lackawanna J.C. (2002-03)... Earned honorable mention all-ACC accolades at LG as 1 of 6 offensive players to start every game for Miami in 2005... Played in 8 games as a junior, starting the first 6 at RG before suffering a knee injury that sidelined him for 4 of the final 6 games... Majored in business management... Two-time JUCO All-American started 20 of 21 games in junior college. **PERSONAL:** Spent 4 years in the Marines (1998-2002) serving much of his tenure with a unit that specialized in closed-quarters battle operations and rising to the rank of corporal... Attended Clarion (Pa.) H.S., playing football for coach Larry Wiser... Only played football during his senior year and was named honorable mention all-conference.

## Bears Share Ticket Donation

**Bears Share: A Community Ticket Donation Program...** The Bears Share program gives Bears season ticket holders the opportunity to donate game tickets to a local charity. Bears season ticket holders unable to attend a Bears home game may donate their tickets to Special Olympics Illinois through this ticket donation program. This program gives Special Olympics athletes and volunteers the opportunity to experience a Bears game. The season ticket holder receives a tax deduction for the donation of the tickets and helps a worthwhile charity. Tickets should be received at the following address no later than the Wednesday prior to the scheduled game: Special Olympics Illinois; c/o Bears Share Ticket Donations; 800 Roosevelt Road; Building B; Suite 220; Glen Ellyn, IL 60137-5860

**TICKET OFFICE** - The Bears ticket office is located on the first floor of Halas Hall. Single-game tickets will be available late July through Ticketmaster by calling (312) 559-1212 or at ticketmaster.com.

The Bears Ticket Office telephone number is (847) 615-BEAR (2327).



1

NICK NOVAK

Ht: 6-0

Kicker

Wt: 190

Maryland

Age: 26

**PRO CAREER:** Spent time with Arizona in between dual tenures with Washington in first 2 NFL seasons connecting on 13-of-20 field goal attempts and all 25 PATs for 64 points... Has added 68 kickoffs with 1 touchback... Successful on 4-of-7 FG attempts (57.1 %) of 40+ yards including a career long of 47 yards... Spent 2007 NFL Europe season with Cologne Centurions.

**CAREER TRANSACTIONS:** Entered NFL as an undrafted free agent with Chicago (4/29/05)... Waived by Bears (8/29/05)... Claimed by Dallas (8/30/05)... Released by Cowboys (9/3/05)... Signed with Washington (9/13/05)...

Released by Redskins (11/5/05)... Signed with Arizona (12/3/05)... Re-signed with Cardinals with 1-year contract (4/6/06)... Released by Arizona (8/28/06)... Signed by Redskins (10/10/06)... Waived by Washington (12/4/06)... Signed 2-year contract with Chicago and allocated to NFL Europe (2/8/07). **SIGNED through 2008**

**2006 SEASON:** Appeared in 6 games for Washington successful on 5-of-10 field goal attempts and all 10 PATs equaling 25 points... Hit career-long 47-yard field goal vs. DAL (11/5). **GAMES PLAYED-STARTED: 6-0**

**PREVIOUS SEASONS: 2005** - Spent 5 games each with the Redskins and Cardinals connecting on 8-of-10 field goal attempts and 22 extra points for 39 points... Added 48 kickoffs with 1 touchback.

**COLLEGE:** Four-year letterman at Maryland (2001-2004)... Finished career as the leading scorer in ACC history and tied for 5th in Division I-A history with 393 points on 80-of-107 FGs and 153-of-159 PATs... Semifinalist for Lou Groza award (nation's best kicker) as a sophomore and junior... Received Jim Tatum Award which goes to ACC's top senior student-athlete... Earned first-team all-ACC honors as a junior and sophomore and all-ACC honorable mention as a senior... Tallied school-record 24 FGs and 125 points as a junior... Graduated with degree in kinesiology. **PERSONAL:** Three-year letter-winner and two-time first-team all-state choice (senior and sophomore seasons) at Albermarle High School in Charlottesville, VA... Was placekicker and punter on varsity squad and was 13-of-14 on field goal attempts in final two seasons... Was a two-time all-district and All-Daily Progress selection ... Named to school's all-academic team three times.



68

ANTHONY OAKLEY

Ht: 6-4

Center/Guard

Wt: 298

Western Kentucky

Age: 26

**PRO CAREER:** Offensive line prospect spent past 2 seasons with Chicago, joining the Bears prior to the 2005 training camp after a successful NFL Europe season with the Frankfurt Galaxy... Spent 2006 season on Bears active roster after seeing time on practice squads of Chicago and Cleveland during first 2 years in NFL. **CAREER TRANSACTIONS:** Entered NFL as an undrafted free agent in 2004, signing with Cleveland (4/30/04)... Waived by Browns (8/5/04)... Signed to Cleveland's practice squad (11/4/04)... Waived by Browns (11/9/04)... Signed by Chicago (6/22/05)... Waived by Bears (9/3/05)... Signed to Chicago's practice squad (9/4/05)... Signed to reserve futures list by Bears (1/10/06)... Activated from reserve futures list (2/14/06). **SIGNED through 2007**

**2006 SEASON:** Spent season on Bears active roster although he did not appear in a game. **GAMES PLAYED-STARTED: 0-0**

**PREVIOUS SEASON: 2005** - Spent entire season on Chicago's practice squad. **2004** - Member of Cleveland's practice squad for 1 week in mid-season.

**COLLEGE:** Played one season at Western Kentucky after transferring from Indiana where he played 3 seasons... Named to Gateway Football Conference All-Newcomer Team after starting all 13 games at left guard in his only season at WKU... Credited with 137 pancake blocks while allowing only 1 sack



and 2 QB pressures on 229 pass attempts... Tabbed Gateway Conference Offensive Lineman-of-the-Week after helping the Hilltoppers to a road victory at Illinois State... Started 5 games at right guard and 3 games at center in junior year at Indiana... Selected as an honorable mention all-Big Ten performer as a sophomore after starting 11 games at left guard... As a redshirt freshman, started 11 games at left guard and was a member of an offensive unit that averaged 30.6 points per game and averaged 439.5 yards per contest including 266.7 rushing yards per game... Majored in sports management.

**PERSONAL:** Earned all-district honors at offensive tackle as a junior and senior at Westbury H.S. in Houston, Texas... Also competed in track and field in high school and earned all-district accolades in the discus as a sophomore and in the shot put as a junior... He and his wife, Tolisha, have 1 son, Anthony Jr., and 1 daughter, Ariaiah.

## RENEWING ACQUAINTANCES

The Bears will welcome Denver to the Windy City for the first time since 1993 during the 2007 season, while Dallas will make its first trip to Soldier Field since 1998. Both Pittsburgh and Tennessee will now hold the distinction of the franchises which haven't played at Soldier Field the longest, last visiting the Bears in 1995. Meanwhile, Chicago will travel to Oakland and San Diego, cities they haven't visited during the regular season since 1999.

### Away

Houston	Never
Indianapolis	1991
<b>Oakland</b>	<b>1999</b>
<b>San Diego</b>	<b>1999</b>
<b>Philadelphia</b>	<b>2000</b>
Baltimore	2001
Cincinnati	2001
Atlanta	2002
Buffalo	2002
Carolina	2002
Miami	2002
Denver	2003
Kansas City	2003
San Francisco	2003
<b>Seattle</b>	<b>2003</b>
Dallas	2004
Jacksonville	2004
Tennessee	2004
Cleveland	2005
New Orleans <sup>^</sup>	2005
Pittsburgh	2005
Tampa Bay	2005
<b>Washington</b>	<b>2005</b>
Arizona	2006
<b>Detroit</b>	<b>2006</b>
<b>Green Bay</b>	<b>2006</b>
<b>Minnesota</b>	<b>2006</b>
New England	2006
New York Giants	2006
New York Jets	2006
St. Louis	2006

### Home

<b>Denver</b>	<b>1993</b>
Pittsburgh	1995
Tennessee*	1995
<b>Dallas</b>	<b>1998</b>
<b>Kansas City</b>	<b>1999</b>
<b>New York Giants</b>	<b>2000</b>
Cleveland	2001
Jacksonville	2001
New England	2002
<b>New Orleans</b>	<b>2002</b>
New York Jets	2002
Arizona	2003
Oakland	2003
San Diego	2003
St. Louis	2003
Houston	2004
Indianapolis	2004
Philadelphia	2004
Washington	2004
Atlanta	2005
Baltimore	2005
Carolina	2005
Cincinnati	2005
Buffalo	2006
<b>Detroit</b>	<b>2006</b>
<b>Green Bay</b>	<b>2006</b>
Miami	2006
<b>Minnesota</b>	<b>2006</b>
San Francisco	2006
Seattle	2006
Tampa Bay	2006

2002 Bears home games played in Champaign, Ill.

\*Houston Oilers, ^2005 game played in Baton Rouge, La.

2007 opponents in Orange



84

BRANDON RIDEAU

Ht: 6-3

Wide Receiver

Wt: 200

Kansas

Age: 24

**PRO CAREER:** Third-year wide receiver prospect spent majority of last season on Bears practice squad after starting career in Cleveland as an undrafted free agent... Spent most of his rookie season on Browns active roster, but did not appear in a game. **CAREER TRANSACTIONS:** Entered NFL as an undrafted free agent with Cleveland (5/3/05)... Waived by Browns (9/3/05)... Signed to Cleveland's practice squad (9/4/05)... Signed to Browns active roster (10/25/05)... Waived by Cleveland (8/29/06)... Signed to Bears practice squad (9/26/06)... Signed 2-year contract with Bears (2/8/07). **SIGNED through 2008**

**2006 SEASON:** Spent final 14 weeks of regular season and entire postseason on Bears practice squad.

**PREVIOUS SEASONS:** 2005 - Spent first 7 weeks on Browns practice squad before being elevated to active roster for final 9 regular season contests... Inactive all 9 of those games.

**COLLEGE:** Four-year letterwinner at Kansas, finished collegiate career 2 catches shy of school record after hauling in 131 receptions for 1,636 yards and 14 TDs in 43 games played... Named honorable mention all-Big 12 and Hula Bowl participant as a senior... Led Jayhawks with 51 receptions for 597 yards and 7 TDs... Tied school record for TD receptions by a junior with 6 while pulling in 51 receptions (2nd on team) for 677 yards (3rd)... 4th on team with 27 receptions for 307 yards as a sophomore while adding 2 receptions to 55 yards and a score as a freshman. **PERSONAL:** Played QB throughout high school career at Ozen High School (Texas) before switching to WR during senior season... Had 39 receptions for 800 yards and was named first-team all-district... Played basketball for 4 seasons and helped lead team to 36-0 mark and Texas 4A state championship as a senior... Also letter in track as a member of 400-meter relay team.



6

JOEL STELLY

Ht: 5-10

Punter

Wt: 200

La.-Monroe

Age: 23

**PRO CAREER:** Spent 2006 preseason with Bears after signing with Chicago as an undrafted free agent... Re-signed by Chicago in offseason and allocated to NFL Europe, playing for the Cologne Centurions. **CAREER TRANSACTIONS:** Entered NFL as an undrafted free agent with Chicago (5/5/06)... Waived by Bears (9/2/06)... Signed by Chicago to reserve/futures list and allocated to NFL Europe (2/8/07). **SIGNED through 2008**

**COLLEGE:** Three-time first-team All-Sun Belt Conference selection at Louisiana-Monroe (2002-05) averaged 44.3 yards on 206 career punts with 52 punts in-the-20, 26 touchbacks and 6 blocked kicks... Ranked in the top-10 in NCAA for highest yards per punt average each season... As a senior, ranked 10th in NCAA averaging 44.6 yards per punt and landed 13 punts in-the-20 with 7 touchbacks... He also handled kickoffs recording 23 touchbacks on 44 kickoffs... Ranked 6th in NCAA as a junior with his 45.1 average on 62 punts and landed career-high 22 punts in-the-20 with just 6 touchbacks... Named Sun Belt Special Teams Player-of-the-Week after averaging 50.5 yards per punt vs. Idaho... Ranked 3rd in NCAA as a sophomore with a career-best 46.3-yard punt average on 67 punts with 15 punts in-the-20 and 12 touchbacks... Averaged over 50.0 yards per punt in 5 games in 2003... Set school record by averaging 56.7 yards per punt vs. Louisiana-Lafayette... As a freshman, punted 18 times for 591 yards (32.8 avg.) with 2 punts in-the-20 and 1 touchback while connecting on 14 of 15 PATs and 1 of 2 FGs, hitting from 47 yards out... Majored in kinesiology. **PERSONAL:** Attended Cecilia (La.) H.S., playing for coach James Waguespack... Named first-team all-state as a punter and second-team all-state as a kicker following senior season in which he averaged 40.7 yards per punt and converted 26-of-32 PATs and 4-of-6 FGs... Son of Frank Stelly and Debbie Zerangue.



**27 JOSH ALLEN****Ht: 5-11****Running Back****Wt: 215****Maryland****Age: 24**

Four-year letterwinner at Maryland (2002-2004, 2006) ranks 9th in school history on the career rushing chart with 1,958 yards in 45 games, including 17 starts... Ranks tied for 6th on Terps' career rushing TD list (21) and 6th in total TDs with 25... Had five career 100-yard rushing games which ranks tied for 8th in school history... 2006 Brian Piccolo Award nominee for his comeback after knee injury in 2005... Averaged 4.6 yards per carry for his collegiate career on 423 attempts... Played in all 13 games as a reserve running back during redshirt-senior year and was team's third-leading rusher with 98 yards on the ground while also catching 2 TD passes and throwing for another... Earned the A.V. Williams Award for Outstanding and Conspicuous Sportsmanship... Injured knee prior to senior season and earned a medical redshirt... Played in all 11 games, starting 9, during junior season and finished 2nd on team with 533 rushing yards and 5 TDs... Added 8 receptions for 96 yards and a TD... Had season-high 121 total yards, including Terps season-long 72-yard TD reception among career-best 98 receiving yards vs. FSU... Started 8-of-13 games played as a sophomore ranking 6th in the ACC with 70.9 rush ypg... Led Maryland on the ground with 922 rushing yards (11th-most in single-season school history) and 8 TDs... Named ACC Offensive Back of the Week vs. UVA after rushing for career-high 257 yards (11th-best in ACC history, 3rd-best in school history) with 2 TDs, including career-long 80-yard TD run... Had career-long 43-yard TD reception vs. UNC... Saw action in 8 games as a freshman... Finished 2nd on team in rushing yards (405) and TDs (8) while averaging 6.8 yards per carry... Named ACC Rookie of the Week vs. WVU after rushing for team and season-high 116 yards with 2 TDs... Graduated with a degree in kinesiology... Three-year letterwinner at Eleanor Roosevelt High School in Greenbelt, Md.... Named a SuperPrep All-American and a consensus all-state selection following senior year... Totaled 2,999 rushing yards his junior and senior seasons... Helped Roosevelt to a 12-1 record during senior year, a state Class 4A runner-up finish and a final AP state ranking of No. 7... Track athlete who was the 2001 state Class 4A champion in the 100 meters... Son of Leonard Allen.

**19 DAVID BALL****Ht: 6-0****Wide Receiver****Wt: 197****New Hampshire****Age: 23**

NCAA Division I-AA record holder for career TD receptions (58), surpassing the previous mark held by Jerry Rice (50, Mississippi Valley State) after four seasons at New Hampshire (2003-2006)... Also tied Rice's I-AA career mark for 100-yard receiving games (23) and finished 2nd with 4,655 receiving yards (Rice, 4,693) on school-record 304 catches... AFCA All-American and an *Associated Press* first-team All-American during senior and junior seasons... Three-time Walter Camp All-American and first-team all-Atlantic 10 selection, finished 5th in voting for Walter Payton Award as a senior after breaking own school single-season record with 93 receptions for 1,114 yards, his third-straight campaign topping the 1,000-receiving yards mark, with a conference-high 13 TD receptions... Finished 7th in voting for Walter Payton award during junior season after leading I-AA with 1,551 receiving yards and 24 TD receptions among 87 catches... Finished 3rd in I-AA with 1,504 receiving yards on 81 catches with 17 TDs as a sophomore... Broke school-records with 284 receiving yards at Villanova and 15 receptions vs. Massachusetts in 2004... Played in 11 games as a freshman, ranking third on squad with 38 receptions for 486 yards and 4 TDs... Competed in East-West Shrine game after senior season... Had No. 3 jersey retired by UNH... Also a letterwinner for the UNH men's track team as a high jumper... Majored in kinesiology/physical education... Lettered in basketball, football and track at Worcester Academy... Named all-New England wide receiver while compiling 1,100 yards and 14 touchdowns... Also played on state championship basketball squad and was high jump champ from 2001-2003, long jump champ in 2000 and 2002, and triple jump champ from 2000-2002... Son of Kenneth and Kathleen Ball.

**75****TORY COLLINS****Ht: 6-2****Defensive Tackle Northwestern St. (La.)****Wt: 285****Age: 24**

Four-year letterwinner at Northwestern State in Louisiana (2003-2006) was one of just eight players in school history to earn All-America honors twice in his career... Three-year all-Southland Conference selection finished collegiate career with 186 tackles and 33 tackles for loss in 45 games played... Earned first-team All-America honors from the AFCA after senior season in which he gathered 4.5 TFLs and 2 sacks among 34 tackles (22 solos) in 11 contests... Earned All-America honors during junior season after leading team and ranking 2nd in conference with 14 TFLs while finishing 4th on team with career-high 64 tackles; added 1 sack and forced a fumble while playing in 10 contests... Took over starting defensive tackle role during sophomore season and finished 2nd on team with 3.5 sacks among 46 tackles... Also gathered 9 TFLs and 1 fumble recovery... Finished first season at Northwestern State with 42 tackles while playing in 12 games as a reserve defensive lineman... Made 5.5 TFLs and 2 sacks along with 1 fumble recovery after transferring from LSU... Redshirted at LSU freshman year before transferring to NSU... Majored in education... First-team Class 4A All-State defensive end at Alcee Fortier High School... Three-year all-district selection finished with 23 sacks among 169 tackles in three seasons for coach Robert Welch... Son of Debra Collins.

**39****GREG FASSITT****Ht: 5-11****Cornerback****Wt: 186****Grambling****Age: 22**

Four-year letterwinner at Grambling (2003-2006) was an All-SWAC Second Team honoree during final 2 seasons... Played in 32 games at cornerback in collegiate career gathering 110 tackles with 6.5 TFLs, 7 INTs and 31 passes defended; added a sack, a forced fumble and 2 fumble recoveries... Played in 8 contests, starting 7, as a senior and posted 27 tackles with 1.5 TFLs, 1 interception and 4 passes defended for the Tigers... Participated in inaugural Inta Juice North-South All-Star game... Led team and tied for 2nd in conference with 18 passes defended as a junior while ranking 8th on team with 44 tackles in 12 contests; also recorded 3 interceptions, 1 sack, 3 TFLs, forced a fumble and had 2 fumble recoveries as team won conference championship... Earned second team CoSIDA Academic All-District VI honors as a sophomore, registering 29 total tackles (22 solos) along with 2 TFLs, 3 INTs and 8 passes defended in 10 games played... Appeared in 2 games during freshman season seeing time as a reserve cornerback and on special teams while recording 5 tackles (2 solos)... Graduated with a degree in Criminal Justice... Son of George and Angela Fassitt... Majored in Criminal Justice.

**79****CHRIS FROME****Ht: 6-4****Defensive End****Wt: 260****Notre Dame****Age: 23**

Four-year letterwinner at Notre Dame (2003-2006) finished with 45 tackles (17 solos), 2.5 TFLs, 1.5 sacks and 7 passes defended in 31 games played including 13 starts at defensive end... Returned for fifth-year of eligibility in 2006 and posted 31 tackles (10 solos), 1.5 TFLs, 0.5 sacks and 3 passes defended in 13 games played while starting the final 7 contests and 9 games overall at defensive end... A CoSIDA Academic all-district honoree during initial senior season starting the first 6 games at defensive end in 2005 before suffering a season-ending injury versus USC... Played in seven contests as a junior totaling 7 tackles (4 solos) and 1 pass defended... Played in 5 games during sophomore year, mainly on special teams while seeing action at defensive end in one game (at Stanford) and was credited with an assisted tackle... Did not see playing time as a freshman defensive end for the Irish... Graduated with a degree in finance... Played at Hart High School in Newhall (CA) while earning four letters in football as a defensive and offensive lineman... Started on both sides of the ball during senior season and was named a first-team California all-state selection as defensive lineman and second-team all-state pick as an offensive lineman... Made 65 tackles, 15 TFLs and 5 sacks as senior with career totals of 190 tackles, 22 sacks and 6 fumble recoveries... Selected as conference lineman of the year and California Interscholastic



Federation-Southern Section Division III first-team defensive end and co-defensive player of the year... Team captain during senior season in which team won fourth straight CIF Southern Section Division III crown... Played in the U.S. Army All-American Bowl and was selected to the California-Texas Shrine game... Earned 4 letters in basketball, helping his team win a league title as a senior.

**15 DRISAN JAMES****Ht: 6-0****Wide Receiver****Wt: 186****Boise State****Age: 22**

Four-year letterwinner at Boise State (2003-2006) finished collegiate career with 115 receptions for 1,810 yards and 7 TDs... In final game with Boise State, had 3 catches for 96 yards and 2 TDs in 43-42 overtime Fiesta Bowl victory over Oklahoma, while also lateraling ball after reception to Jerald Rabb for game-tying TD with 7 seconds to play in regulation... Finished 2nd on the team with 36 catches for a team-best 650 yards and 4 touchdowns during senior season... Played in all 13 contests with 12 starts while also rushing 7 times for 54 yards and added 1 kick return for 17 yards and 1 punt return for 7 yards... Named second-team all-WAC after junior season, tying for 2nd on the team with 34 catches and 518 yards while adding 7 rushes for 70 yards... Earned honorable mention all-WAC honors after moving into Broncos starting lineup midway through sophomore season finishing 2nd on the team in receptions (40) and receiving yards (568), while catching 1 TD... Played in 7 contests during redshirt freshman season and caught 5 passes for 74 yards and returned a punt for 3 yards... Redshirted during the 2002 season... Majored in general business management... Two-time all-region selection at Westview High School under coach George Martinez... Caught 35 passes for 659 yards and 6 TDs as a senior helping lead squad to conference championship... Also excelled in track and field, winning conference championships in the 100- and 200-meter dashes, and the high jump.

**12 CHRIS LEAK****Ht: 6-0****Quarterback****Wt: 207****Florida****Age: 22**

University of Florida (2003-2006) record-holder for career attempts (1,458), completions (895) and passing yards (11,213) in 51 career games including 47-straight starts, while leading Gators to National Championship during senior season... Four-year starter at QB ranks 2nd in school annals with 88 passing TDs while topping UF record books with 33 200-yard passing games... Threw for a TD pass in all but 3 of his 47 career starts in which he compiled a 35-12 (.745) record... Led Gators to 13-1 record including a 41-14 victory over Ohio St. in the BCS National Championship game after starting all 14 games as a senior while completing 232-of-365 pass attempts for 2,942 yards and 23 TDs with 13 INTs... Earned all-SEC second team honors while finishing 4th in the conference with a 144.9 passer rating; adding 77 carries for 30 yards and 3 TDs... Finished junior season completing 235-of-374 passes for 2,639 yards and 20 touchdowns and 6 interceptions while leading Gators to 9-3 record... Ranked 2nd in the SEC with 219.9 yards passing per game and was 3rd in total offense (226.7 yards per game) and pass efficiency (136.5)... Carried the ball 105 times during the year for a net of 81 yards with 6 TDs... Earned all-SEC second team honors as a sophomore after leading UF to 7-5 record after throwing for 3,197 yards on 238 completions of 399 attempts... Ranked 16th in the country in passing efficiency (144.92) and 1st in the SEC in passing yards per game (266.4), total offense (273.5), and passing TDs (29)... 6 TD passes vs. South Carolina tied record for most ever by a UF quarterback in an SEC game... Accounted for 3 or more touchdowns (rushing or passing) in 7 contests... Named to SEC All-Freshman Team and SEC Freshman of the Year in 2003 after compiling 6-3 (.667) record as Gators starting QB, the highest winning percentage of any freshman QB in the country... Completed 190-of-320 attempts for 2,435 yards and 16 TDs with 11 INTs and ranked 2nd nationally among all freshmen in pass efficiency (132.9)... Rushed for 2 more TDs on 68 attempts while appearing in all 13 contests... Was named 2003 high school Player of the Year by numerous outlets while at Independence High School under coach Tom Knotts, leading team to 3 consecutive state championships (2000, 2001, 2002) and 46 straight wins as a 3-year captain and 4-year starter... 2nd in national prep history with 15,593 career passing yards... *USA Today's* Offensive Player of the Year in 2002 and MVP of state championship game 3 consecutive seasons... Two-time winner of North Carolina's Mr. Football Award and state's AP Player of the Year.


**89 FONTEL MINES**  
**Ht: 6-4**
**Tight End**  
**Wt: 244**
**Virginia**  
**Age: 22**

Four-year letterwinner at Virginia (2003-2006), completed collegiate career with 68 receptions for 737 yards and 5 TDs while appearing in 42 games, starting 20 contests... Finished senior campaign with 27 receptions for 256 yards and 2 TDs while starting all 12 contests... Caught a pass in all but 1 game (at FSU) during final year after catching a pass in last 11 games of junior season... Set career highs with 28 catches for 345 yards during junior season while appearing in all 12 games, starting 6 contests... Caught career-high 5 passes vs. FSU and a career-high 77 receiving yards at Maryland in 2005... Played in 7 games during sophomore season with 2 starts, hauling in 7 receptions for 70 yards... Played in 11 games during freshman year and had 6 receptions for 66 yards and 1 TD... First career reception was for an 18-yard TD... Majored in anthropology... Wide receiver at Hermitage High School for head coach Patrick Kane, was a first-team Group AAA All-state selection as a senior after hauling in 37 receptions for 674 yards and 10 TDs... Played both sides of the ball during junior season with 29 receptions for 512 yards and 10 TDs as a wide receiver adding 4 INTs as a safety... Started on school's basketball team... Son of Deborah Mines.


**47 TIM MIXON**  
**Ht: 5-9**
**Cornerback**  
**Wt: 184**
**California**  
**Age: 23**

Three-year letterwinner at Cal (2003-2005) finished 2nd in school history with a career punt-return average of 12.7 yards and 6th all-time with 22 pass break-ups despite missing entire senior season with a knee injury... Honorable mention All-Pac-10 choice in the secondary after junior season, finishing 6th on team with 46 tackles and 4th in the conference with 13 passes defended (10 PBUs and 3 INTs) while starting all 12 games... Ranked 9th in the nation and 3rd in Pac-10 with a 14.9-yard punt return average (3rd best in school history) after gathering 357 yards and 1 TD on 24 returns... Appeared in all 12 games as a sophomore, starting 1 contest against No. 1 ranked USC, while leading Cal on the season with 3 INTs, one of which he returned for a TD... Also tallied 28 tackles (26 solos) and 6 PBUs en route to Pac-10 honorable mention All-Academic honors... Ranked 3rd in conference with an 11.1-yard punt return average (277 yards on 25 returns)... Started Cal's first 4 games at cornerback as a redshirt freshman, collecting 17 tackles (11 solos) and a sack... His 6 PBUs ranked 3rd on team despite missing final 10 games with a knee injury... Was named Scout Team Player of the Year for special teams while redshirting his freshman season at Cal... Majored in interdisciplinary studies... Played defensive back, running back, wide receiver and was a return specialist while at Dominguez High School where he was a two-time All-San Gabriel Valley League choice... Recorded 17 career INTs including 7 his senior season and a school-record 8 in 2001... Also recorded 13 TDs in 2001 (6 rushing, 4 receiving, 2 kickoff returns and 1 INT return) while helping lead team to League championship... Rushed for 600 yards and 13 touchdowns on 41 carries during career... Selected to play as RB and DB in the Los Angeles vs. Orange County All-Star Game... Competed on the varsity high school track team for 4 years... Son of Timothy Mixon and Betty Randall.


**49 ANDREW SHANLE**  
**Ht: 6-1**
**Safety**  
**Wt: 210**
**Nebraska**  
**Age: 24**

Four-year letterwinner at Nebraska appeared in 49 games, starting all 13 contests his senior year as a free safety, finishing his career with 95 tackles (68 solo), 4 INTs, 8 PBUs, 2 sacks and 3 TFLs... Was 4th in Big 12 and led team during senior season with 4 INTs... Added 7 PBUs and 57 tackles while helping Nebraska to finish 2nd in conference in pass efficiency defense... Helped set up Nebraska's lone TD in Big 12 title game with his final collegiate INT... Appeared in all 12 games as a reserve safety and on special teams as a junior, finishing with 10 tackles... Part of punt coverage team that helped Huskers rank 2nd nationally in net punting (39.8 yards per punt) and a punt return unit that finished 17th nationally (12.9 yards per return)... Played in all 11 games as a reserve in the secondary during sophomore year, and as a member of team's special teams units earning first of two consecutive First-Team Academic All-Big 12 honors... Finished with 19 total tackles (16 solos)... Added 2 TFLs, recorded one sack and recovered a pair



of fumbles while also blocking a punt that was returned for a Husker TD... As a redshirt freshman, did not play in the opener, but appeared in Nebraska's final 12 games on kick coverage and as a reserve in the secondary finishing with 9 tackles (6 solos) and a sack... Redshirted his first season at Nebraska... Named to the Big 12 Commissioner's Honor Roll 6 times and completed undergraduate work in May of 2006... Earned first-team All-Class D honors for Coach Rich Lemburg as a senior for St. Edward, Neb... Made 90 tackles and picked off 7 passes as a safety... Also played QB and threw for more than 1,400 yards, while rushing for 835 more... Was a standout on the track team as well... Son of Roger and Pam Shanle... Older brother Scott is a linebacker for the New Orleans Saints.

**43 JAY STAGGS**

Safety

UNLV

Ht: 6-0

Wt: 215

Age: 23

Four-year letterwinner at UNLV (2003-2006) appeared in 44 career games, with starts in his final 23 games played as a defensive back... Finished collegiate career with 169 tackles and 6 INTs... Was named Rebels Defensive MVP after leading team with 87 tackles and 3 INTs during senior season while starting all 12 contests en route to honorable mention all-MWC honors... Named winner of Bill "Wildcat" Morris Most Inspirational Award and "Doc" Tobler Senior Award during team's postseason award ceremony... Competed in inaugural Texas vs. The Nation college football all-star game, recording 7 tackles with a sack, a forced fumble, a fumble recovery and a PBU... Started at safety during all 10 games played as a junior finishing 4th on team with 62 tackles, including 2 TFLs... Added 4 PBUs as well as forcing and recovering a fumble... Played in all 11 games, including making his first career start at strong safety in season finale while tying for team lead with 2 INTs during sophomore season, adding 16 tackles, including a sack... Played as a true freshman and competed in 11-of-12 games finishing with 4 total tackles... Majored in sociology... Two-way player under coach Jeff Uyesaka at Dos Pueblos High School... Finished with 82 receptions for 1,468 yards and 12 TDs as a senior, all of which were school records, to go along with 74 tackles and 5 INTs... Also blocked 4 kicks... Completed high school career with 145 catches for 2,329 yards and 23 TDs... Named First Team All-League and All-Tri-County as a junior and senior receiver... Also lettered in baseball and basketball... Son of James and Lori Staggs... Cousin Ryan Church is an outfielder for MLB's Washington Nationals.

**64 DANNY VERDUN WHEELER**

Linebacker

Georgia

Ht: 6-2

Wt: 244

Age: 22

Part of senior class at Georgia (2003-2006) that compiled 40-12 record, 3-1 bowl record, played in two SEC championship games, and won one SEC title (2005)... Appeared in 48 career games with 29 starts, tallying 164 tackles (113 solos) and 13.5 TFLs... Recipient of the Turner Family Athletic Scholarship during senior year in which he recorded 37 tackles (24 solo) with 4 TFLs and 2 forced fumbles while appearing in all 13 games with 9 starts... Played in all 13 games with 9 starts as a junior and finished 4th on team with 62 tackles (46 solos) with 3 TFLs as Bulldogs won SEC title... Competed in 11 games as a sophomore, starting 9 contests, finishing 5th on team with 51 tackles (38 solos) with career-high 6.5 TFLs and a sack... Also recorded a safety in win against Vanderbilt... Earned team's Most Improved Linebacker award after spring drills... Played in 11 games with 2 starts during freshman year, recording 14 tackles (5 solo) while Georgia defense ranked 2nd nationally in scoring defense (14.5 ppg), 4th in total defense (276.86 ypg) and 6th in passing defense (174.50 ypg)... Majored in housing... Played high school football at Thomson under head coach Luther Welsh... Class AAAA Defensive Player of the Year helped lead team to state championship during senior year in which he recorded 158 tackles (74 solos)... Three-year starter led team in tackles during senior, junior and sophomore campaigns... Competed in track and field, winning the Region 3-AAA championship in discus as a junior and sophomore and finishing second in shot put as a junior.

No.	Name	Pos	Ht	Wt	Age*	Exp	College	Acq
95	Adams, Anthony	DT	6-0	300	27	5	Penn State	UFA-07 (SF)
97	Anderson, Mark	DE	6-4	255	24	2	Alabama	D5-06
20	Archuleta, Adam	S	5-11	215	29	7	Arizona State	TR-07 (WAS)
94	Ayanbadejo, Brendon	LB	6-1	228	31	5	UCLA	TR-05 (MIA)
45	Ayanbadejo, Obafemi	FB	6-2	230	32	9	San Diego State	WFA-07 (ARZ)
32	Benson, Cedric	RB	5-11	220	24	3	Texas	D1-05
80	Berrian, Bernard	WR	6-1	185	26	4	Fresno State	D3-04
16	Bradley, Mark	WR	6-2	198	25	3	Oklahoma	D2-05
55	Briggs, Lance	LB	6-1	240	26	5	Arizona	D3-03
96	Brown, Alex	DE	6-3	260	28	6	Florida	D4-02
30	Brown, Mike	S	5-10	207	29	8	Nebraska	D2-00
74	Brown, Ruben	G	6-3	300	35	13	Pittsburgh	WFA-04 (BUF)
88	Clark, Desmond	TE	6-3	249	30	9	Wake Forest	UFA-03 (MIA)
81	Davis, Rashied	WR	5-9	187	28	3	San Jose State	UFA-05 (AFL)
22	Everett, Tyler	S	5-11	202	23	2	Ohio State	WFA-06 (DEN)
90	Garay, Antonio	DT	6-3	303	27	3	Boston College	WFA-05 (CLE)
63	Garza, Roberto	G/C	6-2	310	28	7	Texas A&M-Kingsville	WFA-05 (ATL)
85	Gilmore, John	TE	6-5	257	27	6	Penn State	WFA-02 (NO)
9	Gould, Robbie	K	6-0	183	25	3	Penn State	WFA-05 (BAL)
14	Griese, Brian	QB	6-3	214	32	10	Michigan	WFA-06 (TB)
8	Grossman, Rex	QB	6-1	217	27	5	Florida	D1b-03
46	Harris, Chris	S	6-0	207	25	3	Louisiana-Monroe	D6-05
91	Harris, Tommie	DT	6-3	295	24	4	Oklahoma	D1-04
23	Hester, Devin	KR/PR	5-11	186	24	2	Miami (FL)	D2b-06
92	Hillenmeyer, Hunter	LB	6-4	238	26	5	Vanderbilt	WFA-03 (GB)
71	Idonije, Israel	DL	6-6	275	26	4	Manitoba	WFA-03 (CLE)
53	Joe, Leon	LB	6-1	235	25	4	Maryland	WFA-05 (ARZ)
57	Kreutz, Olin	C	6-2	292	30	10	Washington	D3-98
65	Mannelly, Patrick	LS	6-5	265	32	10	Duke	D6b-98
38	Manning, Danieal	S	5-11	198	25	2	Abilene Christian	D2a-06
24	Manning, Jr., Ricky	CB	5-9	193	26	5	UCLA	RFA-06 (CAR)
4	Maynard, Brad	P	6-1	188	33	11	Ball State	UFA-01 (NYG)
58	McClover, Darrell	LB	6-1	226	26	4	Miami (FL)	WFA-06 (NYJ)
36	McGowan, Brandon	S	5-11	207	23	3	Maine	UnFA-05
37	McKie, Jason	FB	5-11	245	27	6	Temple	WC-03 (DAL)
60	Metcalfe, Terrence	G	6-4	318	29	6	Mississippi	D3-02
69	Miller, Fred	T	6-7	314	34	12	Baylor	WFA-05 (TEN)
87	Muhammad, Muhsin	WR	6-2	215	34	12	Michigan State	WFA-05 (CAR)
1	Novak, Nick	K	6-0	190	26	4	Maryland	WFA-07 (WAS)
68	Oakley, Anthony	C/G	6-4	298	26	2	Western Kentucky	WFA-05 (CLE)
93	Ogunleye, Adewale	DE	6-4	260	30	7	Indiana	TR-04 (MIA)
18	Orton, Kyle	QB	6-4	217	24	3	Purdue	D4-05
29	Peterson, Adrian	RB	5-10	210	28	6	Georgia Southern	D6a-02
84	Rideau, Brandon	WR	6-3	200	24	2	Kansas	WFA-06 (CLE)
48	Runnels, J.D.	FB	5-11	240	22	2	Oklahoma	D6a-06
78	St. Clair, John	T	6-5	315	30	8	Virginia	WFA-05 (MIA)
76	Tait, John	T	6-6	312	32	9	Brigham Young	RFA-04 (KC)
33	Tillman, Charles	CB	6-1	196	26	5	Louisiana-Lafayette	D2-03
54	Urlacher, Brian	LB	6-4	258	29	8	New Mexico	D1-00
31	Vasher, Nathan	CB	5-10	183	25	4	Texas	D4a-04
21	Wesley, Dante	CB	6-1	210	28	6	Arkansas-Pine Bluff	UFA-06 (CAR)
52	Williams, Jamar	LB	6-0	237	23	2	Arizona State	D4-06
59	Wilson, Rod	LB	6-2	230	25	2	South Carolina	D7-05



## FIRST YEAR PLAYERS\*\* (9)

No.	Name	Pos	Ht	Wt	Age*	Exp	College	Acq
72	Bryan, Copeland	DE	6-4	253	24	1	Arizona	FA-06 (TEN)
98	Dvoracek, Dusty	DT	6-3	303	24	1	Oklahoma	D3-06
10	Filipovic, Filip	P	6-2	200	29	1	South Dakota	WFA-07 (DAL)
83	Hass, Mike	WR	6-1	206	24	1	Oregon State	WFA-06 (NO)
75	LeVoi, Mark	T	6-7	306	25	1	Notre Dame	UnFA-06
86	Marshall, Timon	WR	5-10	188	27	1	Ottawa (KS)	UFA-07 (AFL)
62	McMeans, Tyler	G	6-4	325	27	1	Miami (FL)	UnFA-06
64	Reed, Tyler	G	6-4	307	24	1	Penn State	D6b-06
6	Stelly, Joel	P	5-10	200	23	1	Louisiana-Monroe	UnFA-06

## ROOKIES (21)

No.	Name	Pos	Ht	Wt	Age*	Exp	College	Acq
27	Allen, Josh	RB	5-11	215	23	R	Maryland	UnFA-07
19	Ball, David	WR	6-0	197	23	R	New Hampshire	UnFA-07
73	Bazuin, Dan	DE	6-3	260	24	R	Central Michigan	D2-07
67	Beckman, Josh	G/C	6-2	310	24	R	Boston College	D4-07
70	Brant, Aaron	T	6-7	315	22	R	Iowa State	D7b-07
75	Collins, Tory	DT	6-2	285	24	R	Northwestern St. (LA)	UnFA-07
39	Fassitt, Greg	CB	5-11	186	22	R	Grambling	UnFA-07
79	Frome, Chris	DE	6-4	260	23	R	Notre Dame	UnFA-07
35	Graham, Corey	CB	6-0	195	22	R	New Hampshire	D5b-07
15	James, Drisan	WR	6-0	186	22	R	Boise State	UnFA-07
12	Leak, Chris	QB	6-0	207	22	R	Florida	UnFA-07
26	McBride, Trumaine	CB	5-9	185	21	R	Mississippi	D7a-07
89	Mines, Fontel	TE	6-4	244	22	R	Virginia	UnFA-07
47	Mixon, Tim	CB	5-9	184	23	R	California	UnFA-07
62	Okwo, Michael	LB	5-11	232	22	R	Stanford	D3b-07
82	Olsen, Greg	TE	6-5	254	22	R	Miami (FL)	D1-07
44	Payne, Kevin	S	6-0	212	23	R	Louisiana-Monroe	D5a-07
49	Shanle, Andrew	S	6-1	210	24	R	Nebraska	UnFA-07
43	Staggs, Jay	S	6-0	215	23	R	UNLV	UnFA-07
64	Verdun Wheeler, Danny	LB	6-2	244	22	R	Georgia	UnFA-07
25	Wolfe, Garrett	RB	5-7	186	23	R	Northern Illinois	D3a-07

\* Age listed is as of the start of the regular season (9/9/07).

\*\* First year designation is for players who have previously been in a professional football league in either training camp, regular season, or post-season; but were not on the active roster (or IR) for at least six games.

## BEARS PRONUNCIATION GUIDE

Brendon Ayanbadejo (eye-yon-buh-DAY-joe)

Obafemi Ayanbadejo (oh-bah-FEM-me)

Dan Bazuin (Buh-ZINE)

Robbie Gould (GOLD)

Israel Idonije (e-DON-e-jay)

Drisan James (DRY-zen)

Olin Kreutz (kroots)

Patrick Mannelly (MAN-uh-lee)

Timon Marshall (tih-MAHN)

Jason McKie (muh-KEE)

Muhsin Muhammad

(moo-SIN moo-HAH-maad)

Adewale Ogunleye

(add-uh-WALLAY oh-GOON-lau-yay)

Andrew Shanle (SHAN-lee)

Brian Urlacher (err-LACK-er)

## COACHES

Bob Babich (BAB-itch)

Harry Hiestand (HE-stand)

Dave Toub (TOBE)

SCORING	TDs: Ru-Re-Rt	PAT	FG	S	Pts
Muhammad (11)	0 48 0	0 0 0	0 0 0	318	
Gould (2)	0 0 0	66 53 0	225		
Clark (8)	0 20 0	0 0 0	120		
Novak (2)	0 0 0	25 13 0	64		
O. Ayanbadejo (9)	5 3 0	0 0 0	48		
Berrian (3)	0 8 0	0 0 0	48		
Brown, M. (7)	0 0 7	0 0 0	42		
Benson (2)	6 0 0	0 0 0	36		
Hester (1)	0 0 6	0 0 0	36		
Griese (9)	5 0 0	0 0 0	30		
Peterson (5)	5 0 0	0 0 0	30		
Archuleta (6)	0 0 3	0 0 0	18		
Bradley (2)	0 3 0	0 0 0	18		
Briggs (4)	0 0 3	0 0 0	18		
Gilmore (5)	0 3 0	0 0 0	18		
Manning, R. (4)	0 0 3	0 0 0	18		
Vasher (3)	0 0 3	0 0 0	18		
Davis (2)	0 2 0	0 0 0	12		
McKie (5)	0 2 0	0 0 0	12		
Tillman (3)	0 0 2	0 0 0	12		
Urlacher (7)	0 1 1	0 0 0	12		
Grossman (4)	1 0 0	0 0 0	6		

RUSHING	No	Yds	Avg	Lg	TD
Benson (2)	224	919	4.1	36	6
Peterson (5)	133	622	4.7	36	5
Griese (9)	220	555	2.5	24	5
O. Ayanbadejo (9)	123	513	4.2	23	5
Muhammad (11)	11	64	5.8	20	0
Berrian (3)	12	64	5.3	37	0
Grossman (4)	38	49	1.3	22	1
Orton (1)	24	44	1.8	15	0
McKie (5)	12	41	3.4	13	0
Tait (8)	1	28	28.0	28	0
Maynard (10)	4	5	1.3	20	0

RECEIVING	No	Yds	Avg	Lg	TD
Muhammad (11)	702	9,364	13.3	721	53
Clark (8)	218	2,522	11.6	44	20
Berrian (3)	79	1,246	15.8	62	8
O. Ayanbadejo (9)	130	885	6.8	27	3
McKie (5)	43	254	5.9	26	2
Bradley (2)	32	512	16.0	751	3
Davis (2)	22	303	13.8	31	2
Peterson (5)	19	189	9.9	37	0
Gilmore (5)	18	180	10.0	30	3
Benson (2)	9	57	6.3	22	0
Urlacher (7)	1	27	27.0	27	1
Griese (9)	1	-4	-4.0	-4	0
Grossman (4)	1	-4	-4.0	-4	0
Brown, R. (12)	1	-6	-6.0	-6	0
Kreutz (9)	1	-8	-8.0	-8	0

PUNTING	No	Yds	Avg	Net TB	In20	Lg	B
Maynard (10)	914	38,583	42.2	36.2	78	290	75 5
Gould (2)	1	28	28.0	9.0	0	0	28 0

( ) Seasons in the NFL with at least 1 game played.  
Does not include postseason games.

PUNT RETURNS	Ret	FC	Yds	Avg	Lg	TD
Hester (1)	47	12	600	12.8	84	3
Berrian (3)	12	5	86	7.2	24	0
Davis (2)	5	1	31	6.2	21	0
Wesley (5)	1	0	0	0.0	0	0

KICKOFF RETURNS	No	Yds	Avg	Lg	TD
Davis (2)	43	1,004	23.3	42	0
Hester (1)	20	528	26.4	961	2
Berrian (3)	17	385	22.6	41	0
Peterson (5)	10	175	17.5	25	0
Bradley (2)	4	70	17.5	0	0
McKie (5)	7	105	15.0	25	0
Gilmore (2)	4	30	7.5	11	0
Idonije (3)	1	0	0.0	0	0
Muhammad (11)	2	5	2.5	3	0
McClover	1	9	9.0	9	0
Vasher (3)	1	0	0.0	0	0

INTERCEPTIONS	No	Yds	Avg	Lg	TD
Vasher (3)	16	333	20.8	71	2
Brown, M. (7)	14	248	12.0	72	4
Tillman (4)	14	231	16.5	95	1
Manning, R. (4)	14	212	15.1	541	3
Urlacher (7)	10	159	15.9	42	0
Briggs (4)	6	131	21.8	45	3
Harris, C. (2)	5	63	12.6	49	0
Manning, D. (1)	2	26	13.0	15	0
Archuleta (6)	3	109	36.3	24	1
Brown, A. (5)	3	22	7.3	18	0
Ayanbadejo (4)	1	2	2.0	2	0
Hillmeyer (4)	1	0	0.0	0	0

DEFENSE	Tackles	Solo	FF	FR	PBU	Sack
Urlacher (7)	1,141	710	7	6	30	32.5
Archuleta (6)	597	399	4	5	22	15.0
Briggs (4)	595	377	7	4	31	3.5
Brown, M. (7)	523	347	5	6	32	4.0
Brown, A. (5)	347	228	13	7	20	27.0
Tillman (4)	325	252	7	1	42	2.0
Ogunleye (6)	323	197	11	8	15	46.5
Manning, R. (4)	241	178	3	4	22	2.0
Hillmeyer (4)	229	120	1	2	6	3.5
Harris, T. (3)	165	101	4	3	0	11.5
Adams (4)	155	77	2	0	0	6.0
Vasher (3)	134	101	1	1	30	0.0
Harris, C. (2)	124	85	0	1	10	1.0
Manning, D. (1)	80	46	4	1	5	0.0
Wesley (5)	57	41	3	1	13	1.0
Anderson (1)	48	35	4	1	2	12.0
Idonije (3)	48	28	0	1	2	2.0
Ayanbadejo (4)	42	21	0	0	1	0.0
McGowan (2)	30	20	0	0	0	0.0
Joe (3)	22	12	0	0	0	0.0
Garay (2)	12	6	0	0	0	0.0
Hester (1)	11	8	0	0	1	0.0
Wilson (1)	10	7	0	0	0	0.0
Davis (2)	7	5	0	0	0	0.0
McClover (2)	1	0	0	0	0	0.0

PASSING	Att	Cmp	Yds	Cmp%	Y/Att	TD	TD%	Int	Int%	Lg	Sack/Lost	Rating
Griese (9)	2,350	1,481	16,564	63.0	7.05	104	4.4	8.0	3.4	88	169/1,143	84.5
Orton (1)	368	190	1,869	51.6	5.08	9	2.4	13	3.5	54	30/190	59.7
Grossman (4)	675	367	4,496	54.4	6.66	27	4.0	26	3.8	62	31/214	72.4
Maynard (10)	6	4	94	66.7	15.7	2	33.3	0	0.0	37	0/0	149.3
Urlacher (7)	3	1	18	33.3	6.00	0	0.0	0	0.0	0	0/0	54.9



YEAR	DRAFT	FREE AGENTS / WAIVERS	TRADE
2007	1. Greg Olsen	Anthony Adams (UFA-SF)	Adam Archuleta (WAS)
	2. Dan Bazuin	Josh Allen (UnFA)	
	3. Garrett Wolfe	Obafemi Ayanbadejo (WFA-ARZ)	
	3. Michael Okwo	David Ball (UnFA)	
	4. Josh Beekman	Tory Collins (UnFA)	
	5. Kevin Payne	Greg Fassitt (UnFA)	
	5. Corey Graham	Filip Filipovic (WFA-DAL)	
	7. Trumaine McBride	Chris Frome (UnFA)	
	7. Aaron Brant	Drisan James (UnFA)	
		Chris Leak (UnFA)	
		Timon Marshall (UFA-AFL)	
		Fontel Mines (UnFA)	
		Tim Mison (UnFA)	
		Nick Novak (WFA-WAS)	
		Andrew Shanle (UnFA)	
		Jay Staggs (UnFA)	
		Danny Verdun Wheeler (UnFA)	
2006	2. Danieal Manning	Copeland Bryan (UnFA-TEN)	
	2. Devin Hester	Tyler Everett (WFA-DEN)	
	3. Dusty Dvoracek	Brian Griese (WFA-TB)	
	4. Jamar Williams	Mike Hass (WFA-NO)	
	5. Mark Anderson	Mark LeVoi (UnFA)	
	6. Tyler Reed	Ricky Manning, Jr. (RFA-CAR)	
		Darrell McClover (WFA-NY)	
		Tyler McMeans (UnFA)	
		Brandon Rideau (WFA-CLE)	
		Joel Stelly (UnFA)	
2005	1. Cedric Benson	Dante Wesley (UFA-CAR)	
	2. Mark Bradley	Rashied Davis (UFA-AFL)	Brendon Ayanbadejo (MIA)
	4. Kyle Orton	Antonio Garay (WFA-CLE)	
	6. Chris Harris	Roberto Garza (UFA-ATL)	
	7. Rod Wilson	Robbie Gould (WFA-BALT)	
		Leon Joe (WFA-AZ)	
		Brandon McGowan (UnFA)	
		Fred Miller (WFA-TEN)	
		Muhsin Muhammad (WFA-CAR)	
		Anthony Oakley (WFA-CLE)	
2004		John St. Clair (WFA-MIA)	
	1. Tommie Harris	Ruben Brown (WFA-BUF)	Adewale Ogunleye (MIA)
	3. Bernard Berrian	John Tait (RFA-KC)	
2003	4. Nathan Vasher		
	1. Rex Grossman	Desmond Clark (UFA-MIA)	
	2. Charles Tillman	Hunter Hillenmeyer (WFA-GB)	
2002	3. Lance Briggs	Israel Idonije (WFA-CLE)	
		Jason McKie (WC-DAL)	
2001	3. Terrence Metcalf	John Gilmore (WFA-NO)	
	4. Alex Brown		
	6. Adrian Peterson		
2000		Brad Maynard (UFA-NYG)	
1998	1. Brian Urlacher		
	2. Mike Brown		
1998	3. Olin Kreutz		
	6. Patrick Mannelly		

**ROUND 1 (8)**

Greg Olsen (31), 2007 by Chicago  
 Cedric Benson (4), 2005 by Chicago  
 Tommie Harris (14), 2004 by Chicago  
 Rex Grossman (22), 2003 by Chicago  
 Adam Archuleta (20), 2001 by St. Louis  
 Brian Urlacher (9), 2000 by Chicago  
 John Tait (14), 1999 by Kansas City  
 Ruben Brown (14), 1995 by Buffalo

**ROUND 2 (8)**

Dan Bazuin (62), 2007 by Chicago  
 Danieal Manning (42), 2006 by Chicago  
 Devin Hester (57), 2006 by Chicago  
 Mark Bradley (39), 2005 by Chicago  
 Charles Tillman (35), 2003 by Chicago  
 Anthony Adams (57), 2003 by San Francisco  
 Mike Brown (39), 2000 by Chicago  
 Muhsin Muhammad (43), 1996 by Carolina

**ROUND 3 (11)**

Garrett Wolfe (93), 2007 by Chicago  
 Michael Okwo (94), 2007 by Chicago  
 Dusty Dvoracek (73), 2006 by Chicago  
 Bernard Berrian (78), 2004 by Chicago  
 Lance Briggs (68), 2003 by Chicago  
 Ricky Manning, Jr. (82), 2003 by Carolina  
 Terrence Metcalf (93), 2002 by Chicago  
 John St. Clair (94), 2000 by St. Louis  
 Olin Kreutz (64), 1998 by Chicago  
 Brian Griese (91), 1998 by Denver  
 Brad Maynard (95), 1997 by New York Giants

**ROUND 4 (8)**

Josh Beekman (130), 2007 by Chicago  
 Jamar Williams (120), 2006 by Chicago  
 Kyle Orton (106), 2005 by Chicago  
 Nathan Vasher (110), 2004 by Chicago  
 Leon Joe (112), 2004 by Chicago  
 Dante Wesley (100), 2002 by Carolina  
 Alex Brown (104), 2002 by Chicago  
 Roberto Garza (99), 2001 by Atlanta

**ROUND 5 (5)**

Kevin Payne (167), 2007 by Chicago  
 Corey Graham (168), 2007 by Chicago  
 Mark Anderson (159), 2006 by Chicago  
 Hunter Hillenmeyer (166), 2003 by Green Bay  
 Fred Miller (141), 1996 by St. Louis

**ROUND 6 (8)**

Mike Hass (171), 2006 by New Orleans  
 Tyler Reed (200), 2006 by Chicago  
 Chris Harris (181), 2005 by Chicago  
 Antonio Garay (195), 2003 by Cleveland  
 John Gilmore (196), 2002 by New Orleans  
 Adrian Peterson (199), 2002 by Chicago  
 Desmond Clark (179), 1999 by Denver  
 Pat Mannelly (189), 1998 by Chicago

**ROUND 7 (4)**

Trumaine McBride (221), 2007 by Chicago  
 Aaron Brant (241), 2007 by Chicago  
 Rod Wilson (220), 2005 by Chicago  
 Darrell McClover (213), 2008 by New York Jets

**UNDRAFTED FREE AGENT (28)**

Josh Allen, 2007 by Chicago  
 David Ball, 2007 by Chicago  
 Tory Collins, 2007 by Chicago  
 Greg Fassitt, 2007 by Chicago  
 Chris Frome, 2007 by Chicago  
 Drisan James, 2007 by Chicago  
 Chris Leak, 2007 by Chicago  
 Fontel Mines, 2007 by Chicago  
 Tim Mixon, 2007 by Chicago  
 Andrew Shanle, 2007 by Chicago  
 Jay Staggs, 2007 by Chicago  
 Danny Verdun Wheeler, 2007 by Chicago  
 Copeland Bryan, 200 by Tennessee  
 Tyler Everett, 2006 by Denver  
 Mark LeVoi, 2006 by Chicago  
 Tyler McMeans, 2006 by Chicago  
 Joel Stelly, 2006 by Chicago  
 Robbie Gould, 2005 by New England  
 Brandon McGowan, 2005 by Chicago  
 Nick Novak, 2005 by Chicago  
 Brandon Redeau, 2005 by Cleveland  
 Anthony Oakley, 2004 by Cleveland  
 Israel Idonije, 2003 by Cleveland  
 Filip Filipovic, 2002 by Dallas  
 Jason McKie, 2002 by Philadelphia  
 Adewale Ogunleye, 2000 by Miami  
 Brendon Ayanbadejo, 1999 by Atlanta  
 Obafemi Ayanbadejo, 1997 by Minnesota

**UNRESTRICTED FREE AGENT (2)**

Timon Marshall, 2007 [Arena Football League]  
 Rashied Davis, 2005 [Arena Football League]





## WON 13, LOST 3

09/10	at Green Bay	W	26-0	70,918
09/17	DETROIT	W	34-7	62,181
09/24	at Minnesota	W	19-16	63,754
10/01	SEATTLE	W	37-6	62,225
10/08	BUFFALO	W	40-7	62,206
10/16	at Arizona	W	24-23	63,977
10/29	SAN FRANCISCO	W	41-10	62,200
11/05	MIAMI	L	13-31	62,206
11/12	at NY Giants	W	38-20	78,641
11/19	at NY Jets	W	10-0	77,632
11/26	at New England	L	13-17	68,756
12/03	MINNESOTA	W	23-13	62,221
12/11	at St. Louis	W	42-27	66,234
12/17	TAMPA BAY	W	34-31	62,260
12/24	at Detroit	W	26-21	60,665
12/31	GREEN BAY	L	7-26	62,287

	Bears	Opp
<b>TOTAL FIRST DOWNS</b>	<b>300</b>	<b>258</b>
Rushing	103	77
Passing	161	159
Penalty	36	22
3rd Down: Made/Att	85/231	74/239
3rd Down Pct.	36.8	31.0
4th Down: Made/Att	9/13	10/16
4th Down Pct.	69.2	62.5
<b>POSSESSION AVG.</b>	<b>30:34</b>	<b>29:26</b>
<b>TOTAL NET YARDS</b>	<b>5199</b>	<b>4706</b>
Avg. Per Game	324.9	294.1
Total Plays	1042	1023
Avg. Per Play	5.0	4.6
<b>NET YARDS RUSHING</b>	<b>1918</b>	<b>1590</b>
Avg. Per Game	119.9	99.4
Total Rushes	503	402
<b>NET YARDS PASSING</b>	<b>3281</b>	<b>3116</b>
Avg. Per Game	205.1	194.8
Sacked/Yards Lost	25/165	40/272
Gross Yards	3446	3388
Attempts/Completions	514/282	581/328
Completion Pct.	54.9	56.5
Had Intercepted	22	24
<b>PUNTS/AVERAGE</b>	<b>77/44.2</b>	<b>100/43.7</b>
<b>NET PUNTING AVG.</b>	<b>77/37.6</b>	<b>100/35.2</b>
<b>PENALTIES/YARDS</b>	<b>112/923</b>	<b>132/1084</b>
<b>FUMBLES/BALL LOST</b>	<b>26/14</b>	<b>32/20</b>
<b>TOUCHDOWNS</b>	<b>47</b>	<b>29</b>
Rushing	14	7
Passing	24	18
Returns	9	4

SCORE BY PERIOD	1	2	3	4	OT	Tot
BEARS	73	140	101	110	3	427
OPPONENTS	47	71	48	89	0	255

## SCORING TDs: Ru-Pa-Rt K-PAT FG 2Pt Pts

Gould	0	0	0	0	47/47	32/36	0	143
Benson	6	6	0	0			0	36
Berrian	6	0	6	0			0	36
Clark	6	0	6	0			0	36
Hester	6	0	0	6			0	36
Jones	6	6	0	0			0	36
Muhammad	5	0	5	0			0	30
Bradley	3	0	3	0			0	18
Davis	2	0	2	0			0	12
Gilmore	2	0	2	0			0	12
Peterson	2	2	0	0			0	12
M. Brown	1	0	0	1			0	6
R. Manning	1	0	0	1			0	6
Tillman	1	0	0	1			0	6
Ta. Johnson	0	0	0	0			1	2
<b>BEARS</b>	<b>47</b>	<b>14</b>	<b>24</b>	<b>9</b>	<b>47/47</b>	<b>32/36</b>	<b>1</b>	<b>427</b>
<b>OPPS.</b>	<b>29</b>	<b>7</b>	<b>18</b>	<b>4</b>	<b>27/28</b>	<b>18/27</b>	<b>0</b>	<b>255</b>
2-Pt. Conversions: BEARS 0-0, OPPONENTS: 0-1								

RUSHING	No	Yds	Avg	Lg	TD
Thomas Jones	296	1210	4.1	30t	6
Cedric Benson	157	647	4.1	30	6
Adrian Peterson	10	41	4.1	11	2
Jason McKie	8	18	2.3	7	0
Bernard Berrian	2	5	2.5	5	0
Rex Grossman	24	2	0.1	22	0
Brian Griese	6	-5	-0.8	0	0
<b>BEARS</b>	<b>503</b>	<b>1918</b>	<b>3.8</b>	<b>30t</b>	<b>14</b>
<b>OPPONENTS</b>	<b>402</b>	<b>1590</b>	<b>4.0</b>	<b>53</b>	<b>7</b>

RECEIVING	No	Yds	Avg	Lg	TD
M. Muhammad	60	863	14.4	40	5
Bernard Berrian	51	775	15.2	62	6
Desmond Clark	45	626	13.9	33	6
Thomas Jones	36	154	4.3	21	0
Jason McKie	25	162	6.5	26	0
Rashied Davis	22	303	13.8	31	2
Mark Bradley	14	282	20.1	75t	3
Cedric Benson	8	54	6.8	22	0
Adrian Peterson	6	88	14.7	37	0
John Gilmore	6	38	6.3	18	2
Justin Gage	4	68	17.0	34	0
Gabe Reid	4	37	9.3	19	0
Rex Grossman	1	-4	-4.0	-4	0
<b>BEARS</b>	<b>282</b>	<b>3446</b>	<b>12.2</b>	<b>75t</b>	<b>24</b>
<b>OPPONENTS</b>	<b>328</b>	<b>3388</b>	<b>10.3</b>	<b>64t</b>	<b>18</b>



INTERCEPTIONS	No	Yds	Avg	Lg	TD
Ricky Manning, Jr.	5	113	22.6	54t	1
Charles Tillman	5	32	6.4	13	0
Brian Urlacher	3	38	12.7	36	0
Nathan Vasher	3	11	3.7	7	0
Danieal Manning	2	26	13.0	15	0
Alex Brown	2	22	11.0	18	0
Chris Harris	2	19	9.5	16	0
Lance Briggs	2	18	9.0	18	0
<b>BEARS</b>	<b>24</b>	<b>279</b>	<b>11.6</b>	<b>54t</b>	<b>1</b>
<b>OPPONENTS</b>	<b>22</b>	<b>321</b>	<b>14.6</b>	<b>55t</b>	<b>4</b>

KICK RETURNS	No	Yds	Avg	Lg	TD
Rashied Davis	32	753	23.5	42	0
Devin Hester	20	528	26.4	96t	2
Adrian Peterson	3	49	16.3	25	0
Danieal Manning	1	20	20.0	20	0
Darrell McClover	1	9	9.0	9	0
Jason McKie	1	11	11.0	11	0
M. Muhammad	1	3	3.0	3	0
<b>BEARS</b>	<b>59</b>	<b>1373</b>	<b>23.3</b>	<b>96t</b>	<b>2</b>
<b>OPPONENTS</b>	<b>83</b>	<b>1730</b>	<b>20.8</b>	<b>35</b>	<b>0</b>

**SACKS:** Anderson 12, A. Brown 7, Ogunleye 6.5, T. Harris 5, Ta. Johnson 3.5, Boone 2, R. Manning 2, Briggs 1, Worrell 1, **BEARS: 40.0**, **OPPONENTS: 25.0**

PASSING	Att	Cmp	Yds	Cmp%	Yd/Att	TD	TD%	Int	Int%	Lg	Sack/Lost	Rating
Rex Grossman	480	262	3193	54.6	6.65	23	4.8	20	4.2	62	21/142	73.9
Brian Griese	32	18	220	56.3	6.88	1	3.1	2	6.3	75t	3/22	62.0
Thomas Jones	1	1	-4	100.0	-4.00	0	0.0	0	0.0	-4	1/1	79.2
Brad Maynard	1	1	37	100.0	37.00	0	0.0	0	0.0	37	0/0	118.8
<b>BEARS</b>	<b>514</b>	<b>282</b>	<b>3446</b>	<b>54.9</b>	<b>6.70</b>	<b>24</b>	<b>4.7</b>	<b>22</b>	<b>4.3</b>	<b>75t</b>	<b>25/165</b>	<b>73.5</b>
<b>OPPONENTS</b>	<b>581</b>	<b>328</b>	<b>3388</b>	<b>56.5</b>	<b>5.83</b>	<b>18</b>	<b>3.1</b>	<b>24</b>	<b>4.1</b>	<b>64t</b>	<b>40/272</b>	<b>66.5</b>

PUNTING	No	Yds	Avg	Net TB	In20	Lg	B
B. Maynard	77	3404	44.2	37.6	7	24	65 0
BEARS	77	3404	44.2	37.6	7	24	65 0
OPP.	100	4368	43.7	35.2	12	23	67 0

PUNT RETURNS	Ret	FC	Yds	Avg	Lg	TD
Devin Hester	47	12	600	12.8	84t	3
Bernard Berrian	2	0	7	3.5	7	0
Dante Wesley	1	0	0	0.0	0	0
<b>BEARS</b>	<b>50</b>	<b>12</b>	<b>607</b>	<b>12.1</b>	<b>84t</b>	<b>3</b>
<b>OPPONENTS</b>	<b>38</b>	<b>14</b>	<b>367</b>	<b>9.7</b>	<b>48</b>	<b>0</b>

FIELD GOALS	1-19	20-29	30-39	40-49	50+
Robbie Gould	0/0	6/6	14/16	12/14	0/0
<b>BEARS</b>	<b>0/0</b>	<b>6/6</b>	<b>14/16</b>	<b>12/14</b>	<b>0/0</b>
<b>OPPONENTS</b>	<b>0/0</b>	<b>9/9</b>	<b>2/5</b>	<b>6/9</b>	<b>1/4</b>
Gould: (40G, 39G, 28G, 30G) (32G, 45G) (41G, 24G, 31G, 49G) (36G, 20G, 41G) (42G, 43G, 32G, 41G) (23G) (43G, 36G) (38G, 38G) (49G) (20G) (45B, 46G, 32G) ( ) (37N, 49N) (38G, 37N, 25G) (36G, 36G, 39G, 44G) ( )					
Opponents: (53N) (40N) (31G, 26G, 41G) (23G, 24G) ( ) (52N, 41G, 28G, 29G, 40N) (23G) (37B, 20G) (33N, 46G, 40G, 52N) ( ) (52G) (23G, 30G) (48N) (45G) ( ) (32N, 25G, 46G)					

## NFC NORTH FUTURE OPPONENTS

### CHICAGO BEARS

2008		2009	
Home	Away	Home	Away
NO	ATL	ARZ	SF
TB	CAR	STL	SEA
JAX	HOU	CLE	BAL
TEN	IND	PIT	CIN
NFCE	NFCW	NFCE	NFCS

### DETROIT LIONS

2008		2009	
Home	Away	Home	Away
NO	ATL	ARZ	SF
TB	CAR	STL	SEA
JAX	HOU	CLE	BAL
TEN	IND	PIT	CIN
NFCE	NFCW	NFCE	NFCS

### GREEN BAY PACKERS

2008		2009	
Home	Away	Home	Away
ATL	NO	SF	ARZ
CAR	TB	SEA	STL
HOU	JAX	BAL	CLE
IND	TEN	CIN	PIT
NFCE	NFCW	NFCE	NFCS

### MINNESOTA VIKINGS

2008		2009	
Home	Away	Home	Away
ATL	NO	SF	ARZ
CAR	TB	SEA	STL
HOU	JAX	BAL	CLE
IND	TEN	CIN	PIT
NFCE	NFCW	NFCE	NFCS

Defense	TT	ST	AT	TFL	S - YL	INT - YR	PBU	FF	FR - YR
Brian Urlacher	185	93	92	12	-	3 - 38	8	1	1 - 0
Lance Briggs	176	117	59	10	1.0 - 4	2 - 18	9	4	1 - 0
Charles Tillman	88	67	21	3	-	5 - 32	11	1	1 - 40
Danial Manning	80	46	34	0	-	2 - 26	5	4	1 - 0
Alex Brown	71	44	27	3	7.0 - 67	2 - 22	2	3	2 - 0
Hunter Hillenmeyer	68	32	36	2	-	-	3	-	1 - 0
Adewale Ogunleye	58	34	24	1	6.5 - 36	-	1	1	3 - 0
Ricky Manning, Jr.	55	41	14	1	2.0 - 5	5 - 113	5	1	-
Chris Harris	54	42	12	1	-	2 - 19	2	-	-
Mark Anderson	48	35	13	3	12.0 - 102	-	2	4	1 - 0
Tommie Harris	48	30	18	2	5.0 - 30	-	-	1	1 - 17
Nathan Vasher	47	32	15	1	-	3 - 11	7	-	-
Tank Johnson	38	19	19	2	3.5 - 14	-	-	1	-
Alfonso Boone	35	24	11	3	2.0 - 13	-	-	-	-
Todd Johnson	34	19	15	0	-	-	1	1	-
Ian Scott	31	22	9	4	-	-	5	1	1 - 0
Mike Brown	28	20	8	0	-	-	2	1	1 - 3
Devin Hester	11	8	3	0	-	-	1	-	-
Brendon Ayanbadejo	11	6	5	0	-	-	-	-	-
Israel Idonije	11	5	6	0	-	-	1	-	1 - 0
Rod Wilson	10	7	3	0	-	-	-	-	-
Cameron Worrell	10	5	5	0	1.0 - 1	-	-	1	1 - 0
Leon Joe	4	1	3	0	-	-	-	-	-
Antonio Garay	2	2	0	1	-	-	-	-	-
Dante Wesley	2	2	0	0	-	-	-	-	-
Brandon McGowan	1	0	1	0	-	-	-	-	-
Jamar Williams	0	0	0	0	-	-	1	-	-
<b>Team Totals</b>	<b>1206</b>	<b>753</b>	<b>453</b>	<b>49</b>	<b>40.0 - 272</b>	<b>24 - 279</b>	<b>66</b>	<b>25</b>	<b>16 - 60</b>

(Compiled from coaches watching game films)

KEY: TT=Total Tackles; ST=Solo Tackles; AT=Assisted Tackles;  
TFL=Tackles for Loss; S-YL=Sacks-Yards Lost; INT-YR=Interceptions-Yards Returned; PBU=Pass Break-Ups; FF=Forced Fumbles; FR-YR=Fumbles Recovered-Yards Returned.

Special Teams	TT	ST	AT	FF	FR
Worrell	28	17	11	0	1
Ayanbadejo	28	16	12	0	2
Peterson	22	13	9	2	0
McClover	18	8	10	0	0
Wilson	14	9	5	0	0
Wesley	13	8	5	0	0
Joe	11	7	4	1	0
To. Johnson	10	6	4	0	0
Idonije	10	4	6	0	1
Manning, Jr.	9	5	4	0	0
Davis	8	7	1	0	0
D. Manning	8	6	2	1	0
C. Harris	4	4	0	0	0
Hillenmeyer	4	3	1	0	0
Maynard	3	3	0	0	0
Williams	3	2	1	0	0
Mannely	3	0	3	0	0
Reid	2	2	0	0	0
Gilmore	2	1	1	0	0
McGowan	2	1	1	0	0
Gould	2	1	1	0	0
Bradley	1	1	0	0	0
Gage	1	0	1	1	0
<b>Team Totals</b>	<b>206</b>	<b>124</b>	<b>82</b>	<b>5</b>	<b>4</b>

## QUARTERBACKS SACKS (40.0)

Anderson (12.0): at GB, 0.5 vs. DET, 2 vs. SEA, 2 vs. BUF, at ARIZ, vs. SF, 0.5 at NYJ, 2 at STL, 2 at DET	T. Harris (5.0): 2 vs. DET, at MIN, 2 vs. SEA
A. Brown (7.0): at GB, vs. SEA, vs. BUF, 2 at NYG, vs. MIN, vs. GB	Ta. Johnson (3.5): vs. DET, 0.5 at NYJ, 2 vs. MIN
Ogunleye (6.5): 1.5 vs. DET, vs. SF, at NYJ, 2 vs. MIN, at STL	Boone (2.0): vs. DET, at DET
	R. Manning (2.0): 2 vs. TB
	Briggs (1.0): at GB
	Worrell (1.0): vs. GB

## OPPONENT FUMBLE RECOVERIES (20)

Ogunleye (3): at MIN, at NYG, at DET	M. Brown (1): TD at ARIZ
Ayanbadejo (2): (ST) at GB, (ST) vs. BUF	T. Harris (1): vs. SF
A. Brown (2): vs. DET, at NE	Hillenmeyer (1): vs. MIN
Idonije (2): (ST) vs. BUF, vs. SF	D. Manning (1): at NE
Worrell (2): vs. DET, (ST) vs. SF	Tillman (1): TD at ARIZ
Anderson (1): at MIN	Urlacher (1): vs. DET
Briggs (1): at NE	Scott (1): vs. TB

## INTERCEPTIONS (24)

R. Manning, Jr. (5): 2 vs. SEA, vs. BUF, vs. SF, TD vs. MIN	Vasher (3): vs. MIA, at NYJ, vs. GB
Tillman (5): at GB, at NYG, 2 at NE, at STL	A. Brown (2): vs. BUF, vs. MIA
Urlacher (3): vs. SF, at NYJ, vs. MIN	Briggs (2): vs. BUF, vs. MIN
	D. Manning (2): at GB, vs. MIN
	C. Harris (2): at NYG, vs. TB

## DEFENSIVE/SPECIAL TEAMS SCORES (10)

Hester (6): 84-yd. PR TD at GB, 83-yd. PR TD at ARIZ, 108-yd. missed FG return at NYG, 45-yd. PR TD vs. MIN, 94-yd. KR TD at STL, 96-yd. KR TD at STL	M. Brown (1): 3-yd. FR TD at ARIZ
	R. Manning, Jr. (1): 54-yd. INT TD vs. MIN
	Tillman (1): 40-yd. FR TD at ARIZ
	Ta. Johnson (1): Safety vs. MIN



	Regular Season		WLB	DET	MIN	SEA	BUF	ARI	ST	MIA	NYG	NYJ	NE	MIN	DET	TB	IND	GB
	GP-GS-DNP-INA	9/10	9/17	9/24	10/1	10/8	10/16	10/29	11/5	11/12	11/19	11/26	12/3	12/11	12/17	12/24	12/31	
Anderson, Mark	16-1-0-0	sub	sub	sub	sub	sub	LDE	sub	sub	sub	sub	sub	sub	sub	sub	sub	sub	sub
Ayanbadejo, Brendon	16-1-0-0	sub	SLB	sub	sub	sub	sub	sub	sub	sub	sub	sub	sub	sub	sub	sub	sub	sub
Benson, Cedric	15-0-1-0	sub	sub	DNP	sub	sub	sub	sub	sub	sub	sub	sub	sub	sub	sub	sub	sub	sub
Berrian, Bernard	15-14-0-1	WR	WR	WR	sub	WR	WR	WR	WR	WR	X	WR	WR	WR	WR	WR	WR	WR
Boone, Alfonso	12-4-0-4	sub	sub	sub	X	sub	sub	X	X	sub	X	sub	sub	LDT	LDT	LDT	LDT	LDT
Bradley, Mark	10-0-0-6	X	sub	sub	X	X	X	X	X	X	sub	sub	sub	sub	sub	sub	sub	sub
Briggs, Lance	16-16-0-0	WLB	WLB	WLB	WLB	WLB	WLB	WLB	WLB	WLB	WLB	WLB	WLB	WLB	WLB	WLB	WLB	WLB
Brown, Alex	16-16-0-0	RDE	RDE	RDE	RDE	RDE	RDE	RDE	RDE	RDE	RDE	RDE	RDE	RDE	RDE	RDE	RDE	RDE
Brown, Mike	6-6-0-0	SS	SS	SS	SS	SS	SS	PLACED ON IR (10/19/06)										
Brown, Ruben	16-16-0-0	LG	LG	LG	LG	LG	LG	LG	LG	LG	LG	LG	LG	LG	LG	LG	LG	LG
Clark, Desmond	16-16-0-0	TE	TE	TE	TE	TE	TE	TE	TE	TE	TE	TE	TE	TE	TE	TE	TE	TE
Cowesette, Delbert	0-0-0-1	nwt	nwt	nwt	nwt	nwt	nwt	nwt	nwt	nwt	nwt	nwt	nwt	nwt	nwt	X	nwt	nwt
Currie, Ainsie	1-0-0-2	sub	X	X	PLACED ON IR (9/29/06)													
Davis, Rashied	16-2-0-0	sub	WR	sub	sub	WR	sub	sub	sub	sub	sub	sub	sub	sub	sub	sub	sub	sub
Everett, Tyler	5-0-0-1	FS	FS	FS	FS	FS	nwt	FS	FS	FS	FS	FS	FS	FS	sub	sub	X	sub
Gage, Justin	8-0-0-8	X	X	X	sub	sub	sub	sub	sub	sub	sub	X	X	X	X	sub	X	X
Garay, Antonio	4-0-0-12	X	X	X	X	sub	X	X	X	X	X	X	X	sub	sub	sub	X	X
Garza, Roberto	16-16-0-0	RG	RG	RG	RG	RG	RG	RG	RG	RG	RG	RG	RG	RG	RG	RG	RG	RG
Gilmore, John	16-3-0-0	sub	sub	sub	2TE	sub	sub	sub	sub	sub	2TE	sub	2TE	sub	sub	sub	sub	sub
Gould, Robbie	16-0-0-0	sub	sub	sub	sub	sub	sub	sub	sub	sub	sub	sub	sub	sub	sub	sub	sub	sub
Griese, Brian	6-0-10-0	DNP	sub	DNP	sub	sub	DNP	sub	DNP	DNP	DNP	DNP	DNP	DNP	DNP	DNP	DNP	DNP
Grossman, Rex	16-16-0-0	QB	QB	QB	QB	QB	QB	QB	QB	QB	QB	QB	QB	QB	QB	QB	QB	QB
Harris, Chris	11-7-0-5	FS	FS	X	X	sub	X	X	X	sub	sub	sub	SS	SS	SS	SS	SS	SS
Harris, Tommie	12-11-0-1	LDT	LDT	LDT	LDT	LDT	LDT	sub	LDT	LDT	LDT	LDT	LDT	X	PLACED ON IR (12/12/06)			
Hester, Devin	16-0-0-0	sub	sub	sub	sub	sub	sub	sub	sub	sub	sub	sub	sub	sub	sub	sub	sub	sub
Hillenmeyer, Hunter	15-13-0-1	SLB	X	SLB	sub	SLB	sub	SLB	SLB	SLB	SLB	SLB	SLB	SLB	SLB	SLB	SLB	SLB
Idonigie, Israel	13-1-0-3	X	X	X	sub	LDE	sub	sub	sub	sub	sub	sub	sub	sub	sub	sub	sub	sub
Joe, Leon	9-0-0-7	sub	sub	sub	sub	X	X	sub	sub	sub	sub	X	sub	X	X	X	sub	sub
Johnson, Tank	14-10-0-1	sub	sub	sub	RDT	RDT	RDT	RDT	RDT	RDT	RDT	RDT	RDT	RDT	RDT	X	SUS	sub
Johnson, Todd	12-6-0-4	DB	sub	sub	sub	sub	sub	SS	SS	SS	SS	SS	SS	X	X	X	sub	X
Jones, Thomas	16-16-0-0	RB	RB	RB	RB	RB	RB	RB	RB	RB	RB	RB	RB	RB	RB	RB	RB	RB
Kreutz, Olin	16-16-0-0	C	C	C	C	C	C	C	C	C	C	C	C	C	C	C	C	C
Lott, Andre	0-0-0-1	nwt	nwt	nwt	nwt	nwt	nwt	nwt	nwt	nwt	nwt	X	nwt	nwt	nwt	nwt	nwt	nwt
Mannely, Patrick	16-0-0-0	sub	sub	sub	sub	sub	sub	sub	sub	sub	sub	sub	sub	sub	sub	sub	sub	sub
Manning, Daniel	16-14-0-0	sub	sub	FS	FS	FS	FS	FS	FS	FS	FS	FS	FS	FS	FS	FS	FS	FS
Manning Jr., Ricky	15-6-0-0	sub	sub	sub	3DB	sub	3DB	sub	sub	sub	sub	SUS	sub	RCB	RCB	LCB	LCB	
Maxey, Marcus	1-0-0-3	nwt	nwt	nwt	X	X	sub	X	nwt	nwt	nwt	nwt	nwt	nwt	nwt	nwt	nwt	nwt
Maynard, Brad	16-0-0-0	sub	sub	sub	sub	sub	sub	sub	sub	sub	sub	sub	sub	sub	sub	sub	sub	sub
McClover, Darrell	7-0-0-3	nwt	nwt	nwt	nwt	nwt	nwt	sub	sub	X	X	sub	X	sub	sub	sub	sub	sub
McGowan, Brandon	1-0-0-0	PUP	PUP	PUP	PUP	PUP	PUP	PUP	sub	PLACED ON IR (11/6/06)								
McKie, Jason	15-12-0-1	FB	sub	FB	FB	sub	FB	FB	FB	FB	FB	sub	FB	FB	FB	FB	FB	X
Metcalf, Terrence	16-0-0-0	sub	sub	sub	sub	sub	sub	sub	sub	sub	sub	sub	sub	sub	sub	sub	sub	sub
Miller, Fred	16-16-0-0	RT	RT	RT	RT	RT	RT	RT	RT	RT	RT	RT	RT	RT	RT	RT	RT	RT
Muhammad, Mubins	16-16-0-0	WR	WR	WR	WR	WR	WR	WR	WR	WR	WR	WR	WR	WR	WR	WR	WR	WR
Oakley, Anthony	0-0-2-14	X	X	X	X	X	X	X	X	X	X	X	X	X	X	DNP	DNP	X
Ogunleye, Adewale	14-14-0-2	LDE	LDE	LDE	LDE	X	X	LDE	LDE	LDE	LDE	LDE	LDE	LDE	LDE	LDE	LDE	LDE
Orton, Kyle	0-0-0-16	3QB	3QB	3QB	3QB	3QB	3QB	3QB	3QB	3QB	3QB	3QB	3QB	3QB	3QB	3QB	3QB	3QB
Peterson, Adrian	16-0-0-0	sub	sub	sub	sub	sub	sub	sub	sub	sub	sub	sub	sub	sub	sub	sub	sub	sub
Reid, Gabe	13-1-1-2	X	X	sub	sub	sub	DNP	sub	sub	sub	sub	sub	sub	sub	sub	sub	sub	FB
Rumrill, J.D.	2-0-0-14	X	sub	X	X	X	X	X	X	X	X	X	X	X	X	X	X	sub
Scott, Ian	15-7-0-1	RDT	RDT	RDT	sub	X	sub	LDT	sub	sub	sub	sub	sub	sub	RDT	RDT	RDT	RDT
St. Clair, John	16-2-0-0	sub	sub	sub	sub	sub	sub	sub	sub	sub	sub	sub	sub	sub	LT	LT	sub	sub
Strait, Derek	1-0-0-3	nwt	nwt	nwt	nwt	nwt	nwt	nwt	nwt	X	X	sub	X	nwt	nwt	nwt	nwt	nwt
Tait, John	14-14-0-2	LT	LT	LT	LT	LT	LT	LT	LT	LT	LT	LT	LT	LT	X	X	LT	LT
Tillman, Charles	14-14-0-2	LCB	LCB	LCB	LCB	LCB	LCB	LCB	LCB	LCB	LCB	LCB	LCB	LCB	LCB	LCB	X	X
Turnbull, Nick	1-0-0-2	nwt	nwt	nwt	nwt	nwt	nwt	nwt	nwt	nwt	nwt	nwt	nwt	nwt	sub	sub	X	X
Urchler, Brian	16-16-0-0	MLB	MLB	MLB	MLB	MLB	MLB	MLB	MLB	MLB	MLB	MLB	MLB	MLB	MLB	MLB	MLB	MLB
Vasher, Nathan	14-13-0-2	sub	RCB	RCB	RCB	RCB	RCB	RCB	RCB	RCB	RCB	RCB	RCB	X	X	RCB	RCB	RCB
Wesley, Dante	13-0-0-3	sub	sub	sub	sub	sub	sub	sub	sub	sub	X	X	sub	sub	sub	sub	sub	sub
Williams, Jamar	3-0-0-0	sub	sub	sub	PLACED ON IR (9/26/06)													
Wilson, Rod	13-0-0-0	FS	FS	FS	sub	sub	sub	sub	sub	sub	sub	sub	sub	sub	sub	sub	sub	sub
Worrell, Cameron	16-0-0-0	sub	sub	sub	sub	sub	sub	sub	sub	sub	sub	sub	sub	sub	sub	sub	sub	sub

-KEY

CAIS=Starter; Sub=Reverse; X=Inactive; 3QB=Third Quarterback; 3DB=Starter as Fifth Defensive Back; FS=Practice Squad; nwt=Not with Team

PUP=Physically Unable to Perform; SUS=Suspended; 2TE=Starter as second tight end

## OFFENSE

		WR	LT	LG	C	RG	RT
9/10	at Green Bay	Muhammad	Tait	R. Brown	Kreutz	Garza	Miller
9/17	vs. DETROIT	Muhammad	Tait	R. Brown	Kreutz	Garza	Miller
9/24	at Minnesota	Muhammad	Tait	R. Brown	Kreutz	Garza	Miller
10/1	vs. SEATTLE	Muhammad	Tait	R. Brown	Kreutz	Garza	Miller
10/8	vs. BUFFALO	Muhammad	Tait	R. Brown	Kreutz	Garza	Miller
10/16	at Arizona	Muhammad	Tait	R. Brown	Kreutz	Garza	Miller
10/29	vs. SAN FRANCISCO	Muhammad	Tait	R. Brown	Kreutz	Garza	Miller
11/5	vs. MIAMI	Muhammad	Tait	R. Brown	Kreutz	Garza	Miller
11/12	at N.Y. Giants	Muhammad	Tait	R. Brown	Kreutz	Garza	Miller
11/19	at N.Y. Jets	Muhammad	Tait	R. Brown	Kreutz	Garza	Miller
11/26	at New England	Muhammad	Tait	R. Brown	Kreutz	Garza	Miller
12/3	vs. MINNESOTA	Muhammad	Tait	R. Brown	Kreutz	Garza	Miller
12/11	at St. Louis	Muhammad	Tait	R. Brown	Kreutz	Garza	Miller
12/17	vs. TAMPA BAY	Muhammad	St. Clair	R. Brown	Kreutz	Garza	Miller
12/24	at Detroit	Muhammad	St. Clair	R. Brown	Kreutz	Garza	Miller
12/31	vs. GREEN BAY	Muhammad	Tait	R. Brown	Kreutz	Garza	Miller

		TE	WR	QB	RB	FB	K
9/10	at Green Bay	Clark	Berrian	Grossman	Jones	McKie	Gould
9/17	vs. DETROIT	Clark	Berrian	Grossman	Jones	Davis-WR	Gould
9/24	at Minnesota	Clark	Berrian	Grossman	Jones	McKie	Gould
10/1	vs. SEATTLE	Clark	Gilmore-TE	Grossman	Jones	McKie	Gould
10/8	vs. BUFFALO	Clark	Berrian	Grossman	Jones	Davis-WR	Gould
10/16	at Arizona	Clark	Berrian	Grossman	Jones	McKie	Gould
10/29	vs. SAN FRANCISCO	Clark	Berrian	Grossman	Jones	McKie	Gould
11/5	vs. MIAMI	Clark	Berrian	Grossman	Jones	McKie	Gould
11/12	at N.Y. Giants	Clark	Gilmore-TE	Grossman	Jones	McKie	Gould
11/19	at N.Y. Jets	Clark	Berrian	Grossman	Jones	McKie	Gould
11/26	at New England	Clark	Berrian	Grossman	Jones	Gilmore-TE	Gould
12/3	vs. MINNESOTA	Clark	Berrian	Grossman	Jones	McKie	Gould
12/11	at St. Louis	Clark	Berrian	Grossman	Jones	McKie	Gould
12/17	vs. TAMPA BAY	Clark	Berrian	Grossman	Jones	McKie	Gould
12/24	at Detroit	Clark	Berrian	Grossman	Jones	McKie	Gould
12/31	vs. GREEN BAY	Clark	Berrian	Grossman	Jones	Reid	Gould

## DEFENSE

		LE	LT	RT	RE	SLB	MLB
9/10	at Green Bay	Ogunleye	T. Harris	Scott	A. Brown	Briggs	Urlacher
9/17	vs. DETROIT	Ogunleye	T. Harris	Scott	A. Brown	Briggs	Urlacher
9/24	at Minnesota	Ogunleye	T. Harris	Scott	A. Brown	Briggs	Urlacher
10/1	vs. SEATTLE	Ogunleye	T. Harris	Ta. Johnson	A. Brown	Briggs	Urlacher
10/8	vs. BUFFALO	Idonije	T. Harris	Ta. Johnson	A. Brown	Briggs	Urlacher
10/16	at Arizona	Anderson	T. Harris	Ta. Johnson	A. Brown	Briggs	Urlacher
10/29	vs. SAN FRANCISCO	Ogunleye	Scott	Ta. Johnson	A. Brown	Briggs	Urlacher
11/5	vs. MIAMI	Ogunleye	T. Harris	Ta. Johnson	A. Brown	Briggs	Urlacher
11/12	at N.Y. Giants	Ogunleye	T. Harris	Ta. Johnson	A. Brown	Briggs	Urlacher
11/19	at N.Y. Jets	Ogunleye	T. Harris	Ta. Johnson	A. Brown	Briggs	Urlacher
11/26	at New England	Ogunleye	T. Harris	Ta. Johnson	A. Brown	Briggs	Urlacher
12/3	vs. MINNESOTA	Ogunleye	T. Harris	Ta. Johnson	A. Brown	Briggs	Urlacher
12/11	at St. Louis	Ogunleye	Boone	Ta. Johnson	A. Brown	Briggs	Urlacher
12/17	vs. TAMPA BAY	Ogunleye	Boone	Scott	A. Brown	Briggs	Urlacher
12/24	at Detroit	Ogunleye	Boone	Scott	A. Brown	Briggs	Urlacher
12/31	vs. GREEN BAY	Ogunleye	Boone	Scott	A. Brown	Briggs	Urlacher

		WLB	LCB	RCB	SS	ES	P
9/10	at Green Bay	Hillenmeyer	Tillman	To. Johnson	M. Brown	C. Harris	Maynard
9/17	vs. DETROIT	Ayanbadejo	Tillman	Vasher	M. Brown	C. Harris	Maynard
9/24	at Minnesota	Hillenmeyer	Tillman	Vasher	M. Brown	D. Manning	Maynard
10/1	vs. SEATTLE	R.Manning-DB	Tillman	Vasher	M. Brown	D. Manning	Maynard
10/8	vs. BUFFALO	Hillenmeyer	Tillman	Vasher	M. Brown	D. Manning	Maynard
10/16	at Arizona	R.Manning-DB	Tillman	Vasher	M. Brown	D. Manning	Maynard
10/29	vs. SAN FRANCISCO	Hillenmeyer	Tillman	Vasher	To. Johnson	D. Manning	Maynard
11/5	vs. MIAMI	Hillenmeyer	Tillman	Vasher	To. Johnson	D. Manning	Maynard
11/12	at N.Y. Giants	Hillenmeyer	Tillman	Vasher	To. Johnson	D. Manning	Maynard
11/19	at N.Y. Jets	Hillenmeyer	Tillman	Vasher	To. Johnson	D. Manning	Maynard
11/26	at New England	Hillenmeyer	Tillman	Vasher	To. Johnson	D. Manning	Maynard
12/3	vs. MINNESOTA	Hillenmeyer	Tillman	Vasher	C. Harris	D. Manning	Maynard
12/11	at St. Louis	Hillenmeyer	Tillman	R. Manning	C. Harris	D. Manning	Maynard
12/17	vs. TAMPA BAY	Hillenmeyer	Tillman	R. Manning	C. Harris	D. Manning	Maynard
12/24	at Detroit	Hillenmeyer	R. Manning	Vasher	C. Harris	D. Manning	Maynard
12/31	vs. GREEN BAY	Hillenmeyer	R. Manning	Vasher	C. Harris	D. Manning	Maynard



## WON 2, LOST 2

08/11	at San Francisco	L	14-28	67,572
08/18	SAN DIEGO	W	24-3	60,344
08/25	ARIZONA	L	16-23	60,828
08/31	at Cleveland	W	20-7	69,366

	Bears	Opp
<b>TOTAL FIRST DOWNS</b>	66	71
Rushing	13	22
Passing	42	43
Penalty	11	6
3rd Down: Made/Att	15/47	24/58
3rd Down Pct.	31.9	41.4
4th Down: Made/Att	1/3	1/1
4th Down Pct.	33.3	100.0
<b>POSSESSION AVG.</b>	27:22	32:38
<b>TOTAL NET YARDS</b>	1114	1208
Avg. Per Game	278.5	302.0
Total Plays	225	254
Avg. Per Play	5.0	4.8
<b>NET YARDS RUSHING</b>	353	474
Avg. Per Game	88.3	118.5
Total Rushes	102	120
<b>NET YARDS PASSING</b>	761	734
Avg. Per Game	190.3	183.5
Sacked/Yards Lost	5/41	4/24
Gross Yards	802	758
Attempts/Completions	118/67	130/82
Completion Pct.	56.8	63.1
Had Intercepted	3	3
<b>PUNTS/AVERAGE</b>	18/47.6	26/42.8
<b>NET PUNTING AVG.</b>	39.8	32.1
<b>PENALTIES/YARDS</b>	25/178	27/274
<b>FUMBLES/BALL LOST</b>	6/3	2/1
<b>TOUCHDOWNS</b>	8	6
Rushing	1	2
Passing	5	3
Returns	2	1

SCORE BY PERIOD	1	2	3	4	OT	Tot
BEARS	27	10	17	20	-	74
OPPONENTS	13	24	13	11	-	61

SCORING	TDs: Ru-Pa-Rt	K-PAT	FG	2Pt	Pts
Gould	0 0 0 0	6/6	6/7	0	24
Davis	2 0 1 1			0	12
Clark	1 0 1 0			0	6
Gage	1 0 1 0			0	6
Pope	1 1 0 0			0	6
Reid	1 0 1 0			0	6
Runnels	1 0 1 0			0	6
Urlacher	1 0 0 1			0	6
Huston	0 0 0 0	2/2	0/0	0	2
BEARS	8 1 5 2	8/8	6/7	0	74
OPPS	6 2 3 1	5/5	6/6	0	61
2-Pt. Conversions: BEARS 0/0, OPPONENTS: 1/1					
SACKS: Cowsette 1, C. Harris 1, Ogunleye 1, Williams 1. TEAM 4.0, OPPONENTS 5.0					

FIELD GOALS	1-19	20-29	30-39	40-49	50+
Gould	0/0	3/3	1/1	2/3	0/0
BEARS	0/0	3/3	1/1	2/3	0/0
OPPONENTS	1/1	1/1	1/1	2/2	1/1
Gould: ( ) (49G) (49G, 39G, 27G) (27G, 47N, 28G)					
Opponents: (33G, 23G) (43G) (49G, 50G, 19G) ( )					

PASSING	Att	Cmp	Yds	Cmp%	Y/Att	TD	TD%	Int	Int%	Lg	Sack/Lost	Rating
Grossman	54	28	320	51.9	5.93	1	1.9	2	3.7	25	2/22	60.7
Orton	36	20	190	55.6	5.28	0	0.0	1	2.8	26	3/19	58.8
Griese	28	19	292	67.9	10.43	4	14.3	0	0.0	41t	0/0	141.7
BEARS	118	67	802	56.8	6.80	5	4.2	3	2.5	41t	5/41	81.3
OPPONENTS	130	82	758	63.1	5.83	3	2.3	3	2.3	39	4/24	77.0

RUSHING	No	Yds	Avg	Lg	TD
Pope	40	153	3.8	22	1
Peterson	27	88	3.3	11	0
Hall	13	62	4.8	15	0
Belton	4	24	6.0	13	0
Jones	10	17	1.7	5	0
Davis	1	14	14.0	14	0
Grossman	4	3	0.8	2	0
Orton	3	-8	-2.7	-2	0
BEARS	102	353	3.5	22	1
OPPONENTS	120	474	4.0	45	2

RECEIVING	No	Yds	Avg	Lg	TD
Davis	8	152	19.0	41t	1
Currie	7	82	11.7	16	0
Berrian	7	72	10.3	18	0
Reid	6	88	14.7	26	1
Bradley	6	77	12.8	33	0
Gage	5	45	9.0	14	1
Muhammad	4	73	18.3	22	0
Pope	4	43	10.8	24	0
Clark	4	35	8.8	25	1
Runnels	4	23	5.8	13	1
McKie	3	32	10.7	14	0
Peterson	2	29	14.5	21	0
Philmore	2	29	14.5	23	0
Belton	2	10	5.0	8	0
Jones	2	3	1.5	5	0
Gilmore	1	9	9.0	9	0
BEARS	67	802	12.0	41t	5
OPPONENTS	82	758	9.2	39	3

INTERCEPTIONS	No	Yds	Avg	Lg	TD
Urlacher	1	64	64.0	64t	1
Garay	1	16	16.0	16	0
Harmon	1	4	4.0	4	0
BEARS	3	84	28.0	64t	1
OPPONENTS	3	23	7.7	19	0

PUNTING	No	Yds	Avg	Net	TB	In20	Lg	B
Maynard	11	507	46.1	38.9	1	2	56	0
Stelly	7	350	50.0	41.3	1	1	57	0
BEARS	18	857	47.6	39.8	2	3	57	0
OPP.	26	1112	42.8	32.1	4	7	63	0

PUNT RETURNS	Ret	FC	Yds	Avg	Lg	TD
Hester	6	4	137	22.8	54	0
Bragg	4	2	57	14.3	31	0
Berrian	1	0	0	0.0	0	0
Davis	1	0	3	3.0	3	0
Hendricks	1	0	0	0.0	0	0
BEARS	13	6	197	15.2	54	0
OPPONENTS	13	3	100	7.7	24	0

KICK RETURNS	No	Yds	Avg	Lg	TD
Davis	4	164	41.0	100t	1
Hester	4	87	21.8	32	0
D. Manning	4	86	21.5	25	0
Green	1	9	9.0	9	0
Peterson	1	16	16.0	16	0
BEARS	14	362	25.9	100t	1
OPPONENTS	16	413	25.8	52	0



## Game 1 Bears 26, Packers 0

Lambeau Field (70,918)  
Sunday, September 10, 2006

CHICAGO	7	9	3	7	26
GREEN BAY	0	0	0	0	0

**BEARS** – Berrian 49 pass from Grossman (Gould XP) (6-78, 2:55). **BEARS** – Gould 40 FG (9-62, 4:03). **BEARS** – Gould 39 FG (10-36, 4:33). **BEARS** – Gould 28 FG (4-6, 1:45). **BEARS** – Gould 30 FG (10-54, 5:12). **BEARS** – Hester 84 punt return (Gould XP).

	BEARS	PACKERS
First Downs	18	14
Total Net Yds	361	267
Rushes - Yds	36-109	23-103
Att - Comp - Net Yds	27-19-252	30-16-164
TDs - INTs	1-1	0-2
Times Thrown - Yds Lost	1-6	3-22
Punts - Avg	4-47.3	6-45.0
Punt Return No. - Yds	5-104	3-44
Kickoff Return No. - Yds	1-18	7-129
Penalties - Yds	4-25	5-45
Fumbles - Lost	0-0	1-1
Time of Possession	34:05	25:55

### RUSHING

**BEARS** – T. Jones 21-63; Benson 11-34; McKie 3-10; Grossman 1-2. **PACKERS** – Green 20-110; Favre 1-0; Gado 2-(-7).

### RECEIVING

**BEARS** – Muhammad 6-102; Clark 5-77; McKie 4-26; Berrian 1-49; TD; R. Davis 1-8; T. Jones 1-0; Grossman 1-(-4). **PACKERS** – Driver 7-96; A. Green 3-22; Ferguson 2-17; D. Lee 1-25; Herron 1-16; Gado 1-5; Jennings 1-5.

### PASSING

**BEARS** – Grossman 26-18-262, TD, INT, T. Jones 1-(-4). **PACKERS** – Favre 29-15-170, 2 INTs, Ryan 1-1-16.

### PUNT RETURNS

**BEARS** – Hester 5-104, TD.  
**PACKERS** – Woodson 3-44.

### KICKOFF RETURNS

**BEARS** – R. Davis 1-18.  
**PACKERS** – Gado 3-57; Herron 2-36; Ferguson 2-36.

### INTERCEPTIONS

**BEARS** – D. Manning 1-15; Tillman 1-13.  
**PACKERS** – Barnett 1-0.

### SACKS

**BEARS** – Anderson 1-7; A. Brown 1-11; Briggs 1-4.  
**PACKERS** – Kampman 1-6.

### BEARS TACKLES

(based on coaches film review)

**BEARS (TT-ST)** – Briggs 10-8, TFL; Urlacher 9-3; R. Manning 4-2; Tillman 6-6, QH, PBU; Ogunleye 4-2, QH; A. Brown 4-3, PBU; T. Harris 4-3, TFL, QH; C. Harris 4-2; M. Brown 3-2, PBU; Scott 3-3, TFL; Vasher 3-2; Anderson 3-3; To. Johnson 2-1; D. Manning 2-2, PBU; Hillenmeyer 2-1; Boone 2-2, TFL; Ta. Johnson 1-0; Ayanbadejo 1-0; Hester 1-1.



## Game 2 Bears 34, Lions 7

Soldier Field (62,181)  
Sunday, September 17, 2006

DETROIT	0	0	7	0	7
CHICAGO	10	14	7	3	34

**BEARS** – Gilmore 3 pass from Grossman (Gould XP) (2-3, 0:38). **BEARS** – Gould 32 FG (7-61, 3:16). **BEARS** – Berrian 41 pass from Grossman (Gould XP) (6-72, 1:54). **BEARS** – Clark 31 pass from Grossman (Gould XP) (8-70, 3:48). **LIONS** – Kitna 1 run (Hanson XP) (10-86, 4:40). **BEARS** – Gilmore 5 pass from Grossman (Gould XP) (11-80, 5:45). **BEARS** – Gould 45 FG (7-31, 3:24).

	LIONS	BEARS
First Downs	15	22
Total Net Yds	245	383
Rushes - Yds	14-46	34-89
Att - Comp - Net Yds	30-23-199	28-21-294
TDs - INTs	0-0	4-0
Times Thrown - Yds Lost	6-31	0-0
Punts - Avg	6-43.0	3-44.3
Punt Return No. - Yds	1-5	4-21
Kickoff Return No. - Yds	4-66	2-39
Penalties - Yds	14-104	6-93
Fumbles - Lost	3-3	2-1
Time of Possession	27:00	33:00

### RUSHING

**LIONS** – K. Jones 12-44; Bryson 1-1; Kitna 1-1, TD. **BEARS** – T. Jones 21-64; Benson 10-25; Peterson 1-1; Grossman 1-0; Giese 1-(-1).

### RECEIVING

**LIONS** – R. Williams 6-71; Furrey 6-67; K. Jones 6-38; Pollard 2-19; Campbell 1-23; Drummond 1-8; Bryson 1-4. **BEARS** – Berrian 5-89, TD; Clark 5-85, TD; Muhammad 4-59; McKie 2-15; Gilmore 2-8, 2 TDs; R. Davis 1-31; Bradley 1-5; T. Jones 1-2.

### PASSING

**LIONS** – Kitna 30-23-230.  
**BEARS** – Grossman 27-20-289, 4 TDs; Giese 1-1-5.

### PUNT RETURNS

**LIONS** – Drummond 1-5. **BEARS** – Hester 4-12.

### KICKOFF RETURNS

**LIONS** – Drummond 4-66.  
**BEARS** – Manning 1-20; R. Davis 1-19.

### INTERCEPTIONS

**LIONS** – None. **BEARS** – None.

### SACKS

**LIONS** – None. **BEARS** – T. Harris 2-5; Ogunleye 1-5; Boone 1-5; Ta. Johnson 1-9; Anderson 0-5-3.

### BEARS TACKLES

(based on coaches film review)

**BEARS (TT-ST)** – Urlacher 10-9, FR, Briggs 10-6, TFL; Tillman 6-4; T. Harris 5-4; Ayanbadejo 5-4; Ogunleye 5-3; R. Manning 4-3, PBU; C. Harris 4-3; M. Brown 3-2; M. Anderson 3-1; Scott 2-2, FF; Vasher 2-0; A. Brown 1-1, FF, FR; D. Manning 1-1, PBU; Boone 1-1; Ta. Johnson, 1-1, FF; Williams 0-0, PBU; Worrell 0-0, FR.



## Game 3

## Bears 19, Vikings 16

HHH Metrodome (63,754)  
Sunday, September 24, 2006

CHICAGO	3	0	6	10	19
MINNESOTA	3	3	0	10	16

**VIKINGS** - Longwell 31 FG (8-68, 4:11). **BEARS** - Gould 41 FG (9-33, 4:29). **VIKINGS** - Longwell 26 FG (7-24, 3:24). **BEARS** - Gould 24 FG (9-66, 4:07). **BEARS** - Gould 31 FG (9-48, 5:14). **VIKINGS** - Winfield 7 INT return (Longwell XP). **BEARS** - Gould 49 FG (10-43, 4:16). **VIKINGS** - Longwell 41 FG (8-51, 3:10). **BEARS** - Davis 24 pass from Grossman (Gould XP) (5-37, 1:32).

	BEARS	VIKINGS
First Downs	19	11
Total Net Yds	325	286
Rushes - Yds	21-51	24-97
Att - Comp - Net Yds	41-23-274	31-21-189
TDs - INTs	1-2	0-0
Times Thrown - Yds Lost	1-4	1-5
Punts - Avg	3-50.7	4-39.8
Punt Return No. - Yds	3-12	2-16
Kickoff Return No. - Yds	5-129	6-119
Penalties - Yds	10-82	8-83
Fumbles - Lost	0-0	2-2
Time of Possession	28:21	31:39

## RUSHING

**BEARS** - T. Jones 18-54; Grossman 3-(-3); **VIKINGS** - Taylor 20-74; Moore 3-23; Johnson 1-0

## RECEIVING

**BEARS** - Muhammad 9-118; Berrian 6-70; R. Davis 3-48; TD; T. Jones 3-11; Clark 2-31  
**VIKINGS** - T. Taylor 6-82; Williamson 4-39; Moore 3-18; C. Taylor 3-15; McMullen 2-21; Wiggins 1-9; Richardson 1-7; Kleinsasser 1-3

## PASSING

**BEARS** - Grossman 41-23-278, TD, 2 INT.  
**VIKINGS** - Johnson 31-21-194

## PUNT RETURNS

**BEARS** - Hester 3-12. **VIKINGS** - Moore 2-16.

## KICKOFF RETURNS

**BEARS** - R. Davis 4-116; Hester 1-13.  
**VIKINGS** - Pinner 4-76; Williamson 2-43.

## INTERCEPTIONS

**BEARS** - None. **VIKINGS** - Smith 1-30; Winfield 1-7, TD.

## SACKS

**BEARS** - T. Harris 1-5. **VIKINGS** - Scott 1-4.

## BEARS TACKLES

(based on coaches film review)

**BEARS (TT-ST)** - Urlacher 12-6; A. Brown 10-4, TFL; Briggs 9-7, TFL; D. Manning 8-3, PBU; Ogunleye 8-2, QH, FR; Vasher 7-5, QH; Hillenmeyer 6-2, TFL; Tillman 5-4; M. Brown 5-4, FF; T. Harris 5-3, QH, FF; Scott 3-1; R. Manning 2-0, PBU; Anderson 1-0, QH, FR; Boone 1-0; Ta. Johnson 1-0



## Game 4

## Bears 37, Seahawks 6

Soldier Field (62,225)  
Sunday, October 1, 2006

SEATTLE	3	3	0	0	6
CHICAGO	7	13	14	3	37

**SEAHAWKS** - Brown 23 FG (7-57, 2:09). **BEARS** - Muhammad 9 pass from Grossman (Gould XP) (12-69, 6:31). **BEARS** - Gould 36 FG (8-60, 2:33). **BEARS** - Gould 20 FG (9-34, 3:33). **BEARS** - Jones 3 run (Gould XP) (5-37, 2:27). **SEAHAWKS** - Brown 24 FG (12-75, 1:58). **BEARS** - Jones 1 run (Gould XP) (10-65, 4:55). **BEARS** - Berrian 40 pass from Grossman (Gould XP) (6-73, 3:43). **BEARS** - Gould 41 FG (4-8, 2:09).

	SEAHAWKS	BEARS
First Downs	14	21
Total Net Yds	230	362
Rushes - Yds	19-77	38-143
Att - Comp - Net Yds	37-17-153	31-17-219
TDs - INTs	0-2	2-0
Times Thrown - Yds Lost	5-49	1-13
Punts - Avg	8-43.1	5-42.2
Punt Return No. - Yds	2-6	5-45
Kickoff Return No. - Yds	7-167	3-77
Penalties - Yds	7-59	5-60
Fumbles - Lost	0-0	3-0
Time of Possession	24:28	35:32

## RUSHING

**SEAHAWKS** - Morris 11-35; Hasselbeck 1-19; Strong 4-15; Weeks 3-8. **BEARS** - Jones 24-98, 2 TDs; Benson 11-37; Berrian 1-5; Grossman 1-2; McKie 1-1.

## RECEIVING

**SEAHAWKS** - Jackson 5-62; Ingram 4-33; Branch 3-57; Strong 2-14; Burleson 1-19; Mili 1-15; Morris 1-2. **BEARS** - Muhammad 5-45, TD; Berrian 3-108, TD; Clark 3-39; McKie 3-12; Jones 2-9; Reid 1-19.

## PASSING

**SEAHAWKS** - Hasselbeck 35-16-196, 2 INTs; Wallace 2-1-6. **BEARS** - Grossman 31-17-232, 2 TDs.

## PUNT RETURNS

**SEAHAWKS** - Williams 2-6. **BEARS** - Hester 5-45.

## KICKOFF RETURNS

**SEAHAWKS** - Ponder 7-167. **BEARS** - Davis 3-77.

## INTERCEPTIONS

**SEAHAWKS** - None. **BEARS** - R. Manning 2-52.

## SACKS

**SEAHAWKS** - Davis 1-13.  
**BEARS** - T. Harris 2-20; Anderson 2-18; A. Brown 1-11.

## BEARS TACKLES

(based on coaches film review)

**BEARS (TT-ST)** - Briggs 12-9, 2 TFLs; Urlacher 10-5, TFL, 2 PBUs; A. Brown 7-4; M. Brown 5-5; T. Harris 5-5, 2 QH; D. Manning 5-4; Tillman 4-4; Anderson 4-4; Ta. Johnson 4-2, QH; Wilson 2-2; Ogunleye 2-1; Vasher 2-0, PBU; Hillenmeyer 1-1; Scott 1-1; R. Manning 1-0, 2 PBUs; Ayanbadejo 1-0.



# Game 5

## Bears 40, Bills 7

Soldier Field (62,206)  
Sunday, October 8, 2006

BUFFALO	0	0	0	7	7
CHICAGO	6	21	3	10	40

**BEARS** – Gould 42 FG (6-15, 2:10). **BEARS** – Gould 43 FG (10-55, 3:46). **BEARS** – Berrian 8 pass from Grossman (Gould XP) (7-49, 4:10). **BEARS** – Benson 1 run (Gould XP) (5-32, 2:43). **BEARS** – Davis 15 pass from Grossman (Gould XP) (4-70, 1:52). **BEARS** – Gould 32 FG (9-43, 4:18). **BEARS** – Gould 41 FG (14-45, 8:39). **BEARS** – Benson 1 run (Gould XP) (3-15, 1:19). **BILLS** – Evans 5 pass from Losman (Lindell XP) (6-42, 1:38).

	BILLS	BEARS
First Downs	10	23
Total Net Yds	145	351
Rushes - Yds	18-58	38-156
Att - Comp - Net Yds	27-14-87	31-19-195
TDs - INTs	1-3	2-0
Times Thrown - Yds Lost	3-28	3-16
Punts - Avg	6-57.8	3-39.7
Punt Return No. - Yds	1-15	4-42
Kickoff Return No. - Yds	7-159	2-28
Penalties - Yds	7-44	4-21
Fumbles - Lost	3-2	1-1
Time of Possession	22:29	37:31

### RUSHING

**BILLS** – McGahee 14-50; Losman 3-8; Moorman 1-0.  
**BEARS** – T. Jones 21-110; Benson 14-48, 2 TDs; Griese 3-(-2).

### RECEIVING

**BILLS** – Evans 9-94, TD; McGahee 4-15; Price 1-6.  
**BEARS** – Berrian 4-97, TD; T. Jones 4-13; Davis 3-41, TD; Gage 2-17; Benson 2-14; Muhammad 2-10; Clark 1-12; Gilmore 1-7.

### PASSING

**BILLS** – Losman 27-14-115, TD, 3 INTs.  
**BEARS** – Grossman 27-15-182, 2 TDs; Griese 4-4-29.

### PUNT RETURNS

**BILLS** – Parrish 1-15. **BEARS** – Hester 4-42.

### KICKOFF RETURNS

**BILLS** – McGee 7-159. **BEARS** – Davis 2-28.

### INTERCEPTIONS

**BILLS** – None.  
**BEARS** – Briggs 1-18; A. Brown 1-18; R. Manning 1-7.

### SACKS

**BILLS** – Crowell 1-7; Schobel 1-8; Ellison 1-1.  
**BEARS** – A. Brown 1-8; Anderson 2-20.

### BEARS TACKLES

(based on coaches film review)

**BEARS (TT-ST)** – Urlacher 8-2, QH; Anderson 5-4, PBU, FF; R. Manning 5-4, TFL; Briggs 5-3; D. Manning 5-2; Tillman 4-4; Hillenmeyer 4-2; A. Brown 3-3; M. Brown 3-3; Boone 3-3; To. Johnson 3-2; Vasher 1-1; Garay 1-0; T. Harris 0-0, QH; Ta. Johnson 0-0, 2 QH.



# Game 6

## Bears 24, Cardinals 23

U. of Phoenix Stadium (63,977)  
Monday, October 16, 2006

CHICAGO	0	0	10	14	24
ARIZONA	14	6	3	0	23

**CARDS** – Bry. Johnson 11 pass from Leinart (Rackers XP) (12-77, 6:52). **CARDS** – Boldin 26 pass from Leinart (Rackers XP) (3-25, 1:32). **CARDS** – Rackers 41 FG (7-10, 3:50). **CARDS** – Rackers 28 FG (5-22, 2:10). **BEARS** – Gould 23 FG (13-64, 5:49). **CARDS** – Rackers 29 FG (13-49, 5:35). **BEARS** – M. Brown 3 fumble return (Gould XP). **BEARS** – Tillman 40 fumble return (Gould XP). **BEARS** – Hester 83 punt return (Gould XP).

	BEARS	CARDS
First Downs	9	17
Total Net Yds	168	286
Rushes - Yds	16-38	38-66
Att - Comp - Net Yds	37-14-130	42-24-220
TDs - INTs	0-4	2-0
Times Thrown - Yds Lost	2-14	1-12
Punts - Avg	6-49.8	8-47.4
Punt Return No. - Yds	6-152	2-16
Kickoff Return No. - Yds	5-106	4-105
Penalties - Yds	6-50	9-65
Fumbles - Lost	2-2	2-2
Time of Possession	20:17	39:43

### RUSHING

**BEARS** – T. Jones 11-43; Benson 1-4; McKie 1-(-2); Grossman 3-(-7).  
**CARDS** – James 36-55; Arrington 2-11.

### RECEIVING

**BEARS** – Clark 4-61; T. Jones 3-14; Berrian 2-31; Davis 2-27; Benson 1-8; Muhammad 1-2; McKie 1-1.  
**CARDS** – Boldin 12-136, TD; Walters 4-25; Arrington 2-22; Bry. Johnson 2-17, TD; Ayanbadejo 2-16; Pope 1-9; James 1-7.

### PASSING

**BEARS** – Grossman 37-14-144, 4 INT.  
**CARDS** – Leinart 42-24-232, 2 TDs.

### PUNT RETURNS

**BEARS** – Hester 6-152, TD. **CARDS** – Walters 2-16.

### KICKOFF RETURNS

**BEARS** – R. Davis 3-57; Peterson 1-25; Hester 1-24.  
**CARDS** – Arrington 4-105.

### INTERCEPTIONS

**BEARS** – None. **CARDS** – Francisco 1-44; Hayes 1-24; Griffith 1-7; Dockett 1-(-1).

### SACKS

**BEARS** – Anderson 1-12.  
**CARDS** – Wilson 1-7; Berry 1-7.

### BEARS TACKLES

(based on coaches film review)

**BEARS (TT-ST)** – Urlacher 25-12, 3 TFLs, 2 QHs, 2 PBUs, FF; Briggs 16-12, 2 TFL, 2 PBUs; M. Brown 9-4, PBU, FR; Vasher 8-6; Tillman 7-3, PBU, FR; A. Brown 7-3; Hillenmeyer 7-2; Boone 6-3, TFL; Anderson 5-4, FF; T. Harris 5-4, TFL, QH; Ta. Johnson 5-2; D. Manning 5-1, PBU; R. Manning 4-2; To. Johnson 4-2, PBU; Idonije 4-1, QH; Worrell 2-1; Scott 2-1.





## Game 7

### Bears 41, 49ers 10

Soldier Field (62,200)  
Sunday, October 29, 2006

SAN FRANCISCO	0	0	0	10	10
CHICAGO	24	17	0	0	41

**BEARS** - Gould 43 FG (8-41, 2:55). **BEARS** - Jones 7 run (Gould XP) (3-15, 1:18). **BEARS** - Muhammad 5 pass from Grossman (Gould XP) (6-41, 2:50). **BEARS** - Benson 1 run (Gould XP) (2-13, 0:40). **BEARS** - Clark 1 pass from Grossman (Gould XP) (7-24, 3:54). **BEARS** - Gould 36 FG (9-54, 5:16). **BEARS** - Clark 27 pass from Grossman (Gould XP) (4-70, 1:02). **49ERS** - Nedney 23 FG (9-94, 4:53). **49ERS** - Bryant 16 pass from Smith (Nedney XP) (7-63, 3:08).

	49ERS	BEARS
First Downs	12	24
Total Net Yds	248	402
Rushes - Yds	19-127	35-145
Att - Comp - Net Yds	25-14-121	32-25-257
TDs - INTs	1-2	3-0
Times Thrown - Yds Lost	2-14	1-6
Punts - Avg	4-39.0	3-51.3
Punt Return No. - Yds	2-31	1-42
Kickoff Return No. - Yds	6-126	3-73
Penalties - Yds	5-38	5-49
Fumbles - Lost	4-3	2-0
Time of Possession	22:55	37:05

#### RUSHING

**49ERS** - Gore 12-111; Smith 5-23; Robinson 1-(-4); Battle 1-(-3). **BEARS** - T. Jones 23-111, TD; Benson 8-26, TD; Peterson 1-10; McKie 1-0; Griese 2-(-2).

#### RECEIVING

**49ERS** - Bryant 4-44, TD; Battle 3-35; Johnson 3-40; Gore 2-9; Robinson 2-7. **BEARS** - Clark 6-86, 2 TDs; Muhammad 5-65, TD; Berrian 5-41; Jones 4-23; McKie 3-37; Peterson 1-8; Benson 1-3.

#### PASSING

**49ERS** - Smith 25-14-135, TD, 2 INTs.  
**BEARS** - Grossman 29-23-252, 3 TDs; Griese 3-2-11.

#### PUNT RETURNS

**49ERS** - Williams 2-31. **BEARS** - Hester 1-42.

#### KICKOFF RETURNS

**49ERS** - Hicks 6-126. **BEARS** - Davis 3-73.

#### INTERCEPTIONS

**49ERS** - None.  
**BEARS** - Urlacher 1-0; R. Manning 1-0.

#### SACKS

**49ERS** - Adams 0.5-3; Moore 0.5-3.  
**BEARS** - Anderson 1-8; Ogunleye 1-6.

#### BEARS TACKLES

(based on coaches film review)

**BEARS (TT-ST)** - Tillman 8-6, TFL, PBU, FF; Briggs 6-5, FF; To. Johnson 5-4, FF; D. Manning 5-2; Urlacher 5-1, TFL, QH; A. Brown 5-1; Ogunleye 4-4, TFL, 3 QHs; Ta. Johnson 3-3; Hillenmeyer 3-2; T. Harris 3-0, FR; Anderson 2-2, FF; Itonije 2-0, FR; Vasher 1-1, 2 PBUs; R. Manning 1-1, FR; Joe 1-0.



## Game 8

### Dolphins 31, Bears 13

Soldier Field (62,206)  
Sunday, November 5, 2006

MIAMI	0	14	7	10	31
CHICAGO	3	7	3	0	13

**BEARS** - Gould 38 FG (14-68, 6:41). **DOLPHINS** - Booker 5 pass from Harrington (Mare XP) (3-6, 1:25). **DOLPHINS** - Taylor 20 INT return (Mare XP). **BEARS** - Muhammad 30 pass from Grossman (Gould XP) (6-86, 3:01). **DOLPHINS** - Welker 6 pass from Harrington (Mare XP) (3-12, 1:27). **BEARS** - Gould 38 FG (4-3, 0:54). **DOLPHINS** - Chambers 24 pass from Harrington (Mare XP) (1-24, 0:08). **DOLPHINS** - Mare 20 FG (10-56, 4:44).

	DOLPHINS	BEARS
First Downs	17	20
Total Net Yds	298	292
Rushes - Yds	35-161	28-103
Att - Comp - Net Yds	32-16-137	42-18-189
TDs - INTs	3-2	1-3
Times Thrown - Yds Lost	0-0	3-21
Punts - Avg	6-43.5	3-49.0
Punt Return No. - Yds	2-13	2-11
Kickoff Return No. - Yds	4-70	6-140
Penalties - Yds	11-69	7-45
Fumbles - Lost	0-0	4-3
Time of Possession	29:54	30:06

#### RUSHING

**DOLPHINS** - Brown 29-157; Morris 1-3; Harrington 4-2; Booker 1-(-1). **BEARS** - Jones 20-69; Benson 8-34.

#### RECEIVING

**DOLPHINS** - Chambers 5-58, TD; Booker 3-14, TD; Brown 2-33; Welker 2-14, TD; McMichael 1-11; Hagan 1-7; Peelle 1-2; Morris 1-(-2). **BEARS** - Davis 5-40; Jones 4-24; Clark 3-38; Gage 2-51; Muhammad 2-42, TD; Berrian 1-10; McKie 1-5.

#### PASSING

**DOLPHINS** - Harrington 32-16-137, 3 TDs, 2 INTs.  
**BEARS** - Grossman 42-18-210, TD, 3 INTs.

#### PUNT RETURNS

**DOLPHINS** - Welker 2-13. **BEARS** - Hester 2-11.

#### KICKOFF RETURNS

**DOLPHINS** - Welker 4-70.  
**BEARS** - Davis 4-116; Peterson 2-24.

#### INTERCEPTIONS

**DOLPHINS** - Taylor 1-20, TD; Hill 1-12; Allen 1-7.  
**BEARS** - A. Brown 1-4; Vasher 1-1.

#### SACKS

**DOLPHINS** - Carter 1-7; Taylor 1-8; Bowen 1-6.  
**BEARS** - None.

#### BEARS TACKLES

(based on coaches film review)

**BEARS (TT-ST)** - Urlacher 16-7, TFL, D. Manning 13-8; Briggs 10-6, TFL, PBU; Tillman 7-6, TFL, PBU; A. Brown 7-5, TFL; T. Harris 6-2; To. Johnson 5-2; Hillenmeyer 4-3, QH, TFL; Ogunleye 4-2; Vasher 3-2; Scott 3-2; Ta. Johnson 3-1; R. Manning 2-1; Anderson 1-1, TFL; McGowan 1-0.



## Game 9

### Bears 38, Giants 20

Giants Stadium (78,641)  
Sunday, November 12, 2006

CHICAGO	3	7	14	14	38
N.Y. GIANTS	7	6	7	0	20

**GIANTS** - Jacobs 1 run (Feeley XP) (1-1, 0:04). **BEARS** - Gould 49 FG (4-14, 1:00). **GIANTS** - Feeley 46 FG (4-3, 1:59). **GIANTS** - Feeley 40 FG (6-9, 3:56). **BEARS** - Bradley 29 pass from Grossman (Gould XP) (8-74, 1:46). **BEARS** - Muhammad 10 pass from Grossman (Gould XP) (6-43, 2:28). **BEARS** - Clark 2 pass from Grossman (Gould XP) (4-21, 1:48). **GIANTS** - Jacobs 8 run (Feeley XP) (5-69, 2:09). **BEARS** - Hester 108 field goal return (Gould XP). **BEARS** - Jones 2 run (Gould XP) (5-46, 2:33).

	BEARS	GIANTS
First Downs	21	15
Total Net Yds	352	249
Rushes - Yds	39-118	22-150
Att - Comp - Net Yds	30-18-234	32-14-99
TDs - INTs	3-1	0-2
Times Thrown - Yds Lost	2-12	2-22
Punts - Avg	5-39.2	5-40.4
Punt Return No. - Yds	2-0	2-45
Kickoff Return No. - Yds	5-100	7-152
Penalties - Yds	9-80	10-96
Fumbles - Lost	3-2	4-1
Time of Possession	32:46	27:14

#### RUSHING

**BEARS** - Jones 30-113, TD; Benson 6-7, Grossman 3-(-2). **GIANTS** - Barber 19-141; Jacobs 2-9, 2 TDs; Manning 1-0.

#### RECEIVING

**BEARS** - Muhammad 7-123, TD; Bradley 4-79, TD; Jones 3-10; Davis 1-26; McKie 1-7; Clark 1-2, TD; Benson 1-(-1). **GIANTS** - Burress 4-48; Tyree 4-38; Barber 3-16; Shiancoe 2-4; Shockey 1-15.

#### PASSING

**BEARS** - Grossman 30-18-246, 3 TDs, INT.  
**GIANTS** - Manning 32-14-121, 2 INTs.

#### PUNT RETURNS

**BEARS** - Hester 2-0. **GIANTS** - Morton 2-45.

#### KICKOFF RETURNS

**BEARS** - R. Davis 4-89; McKie 1-11.  
**GIANTS** - Ward 7-152.

#### INTERCEPTIONS

**BEARS** - Harris 1-16; Tillman 1-11.  
**GIANTS** - Kiwanuka 1-32.

#### SACKS

**BEARS** - A. Brown 2-22.  
**GIANTS** - Robbins 1-9; McQuarters 1-3.

#### BEARS TACKLES

(based on coaches film review)

**BEARS (TT-ST)** - Briggs 11-8, PBU; Urlacher 8-7, 3 TFL, OH, T. Harris 5-4, A. Brown 5-4, OH, 2 FF; Ogunleye 5-3, OH, FR; Tillman 4-4, 2 PBU; D. Manning 4-2; Hillenmeyer 3-1, PBU; Anderson 2-0; Ta. Johnson 1-1, TFL; R. Manning 1-1; Vasher 1-1; To. Johnson 1-0; C. Harris 1-0; Scott 0-0, PBU.



## Game 10

### Bears 10, Jets 0

The Meadowlands (77,632)  
Sunday, November 19, 2006

CHICAGO	0	0	3	7	10
N.Y. JETS	0	0	0	0	0

**BEARS** - Gould 20 FG (8-42, 4:21). **BEARS** - Bradley 57 pass from Grossman (Gould XP) (2-61, 0:41).

	BEARS	JETS
First Downs	12	15
Total Net Yds	284	264
Rushes - Yds	35-173	30-108
Att - Comp - Net Yds	22-11-111	35-19-156
TDs - INTs	1-0	0-2
Times Thrown - Yds Lost	1-8	2-6
Punts - Avg	8-42.9	7-44.3
Punt Return No. - Yds	1-7	2-27
Kickoff Return No. - Yds	0-0	3-48
Penalties - Yds	10-65	6-40
Fumbles - Lost	0-0	0-0
Time of Possession	28:06	31:54

#### RUSHING

**BEARS** - T. Jones 23-121; Benson 10-51; McKie 1-2; Grossman 1-(-1). **JETS** - Houston 11-50; Dwight 1-28; Washington 13-22; Smith 1-6; Barlow 4-2.

#### RECEIVING

**BEARS** - Bradley 4-80, TD; Muhammad 2-29; Jones 2-1; Peterson 1-4; McKie 1-3; Clark 1-2.  
**JETS** - Coles 8-80; Dwight 5-40; Cotchery 3-25; Smith 1-7; Washington 1-7; Baker 1-3.

#### PASSING

**BEARS** - Grossman 22-11-119, TD.  
**JETS** - Pennington 35-19-162, 2 INTs.

#### PUNT RETURNS

**BEARS** - Hester 1-7. **JETS** - Dwight 2-27.

#### KICKOFF RETURNS

**BEARS** - None. **JETS** - Miller 3-48.

#### INTERCEPTIONS

**BEARS** - Urlacher 1-36; Vasher 1-3. **JETS** - None.

#### SACKS

**BEARS** - Ogunleye 1-6; Anderson 0.5-0; Ta. Johnson 0.5-0. **JETS** - Rhodes 1-8.

#### BEARS TACKLES

(based on coaches film review)

**BEARS (TT-ST)** - Briggs 15-7, TFL, PBU, To. Johnson 12-6; Urlacher 11-5, 2 TFL, D. Manning 8-7; Ogunleye 8-6, 2 QBH; R. Manning 6-6; A. Brown 6-5, QBH; Vasher 6-3; Tillman 5-5, TFL; Anderson 4-3, TFL; Hillenmeyer 4-2; T. Harris 4-1; Ta. Johnson 4-0; Scott 2-1; Wilson 1-0.





## Game 11 Patriots 17, Bears 13

Gillette Stadium (68,756)

Sunday, November 26, 2006

CHICAGO	0	3	0	10	13
NEW ENGLAND	0	10	0	7	17

**PATRIOTS** – Maroney 1 run (Gostkowski XP) (11-92, 5:05). **BEARS** – Gould 46 FG (11-46, 5:03). **PATRIOTS** – Gostkowski 52 FG (9-27, 1:43). **BEARS** – Benson 2 run (Gould XP) (4-53, 1:14). **PATRIOTS** – Watson 2 pass from Brady (Gostkowski XP) (11-73, 6:31). **BEARS** – Gould 32 FG (10-66, 4:51).

	BEARS	PATRIOTS
First Downs	21	20
Total Net Yds	324	352
Rushes - Yds	36-153	34-85
Att - Comp - Net Yds	34-15-171	33-22-267
TDs - INTs	0-3	1-2
Times Thrown - Yds Lost	1-5	0-0
Punts - Avg	3-38.3	3-37.3
Punt Return No. - Yds	0-0	1-2
Kickoff Return No. - Yds	3-70	4-95
Penalties - Yds	5-31	4-81
Fumbles - Lost	1-1	4-3
Time of Possession	31:02	28:58

### RUSHING

**BEARS** – T. Jones 23-99; Benson 10-46, TD; McKie 1-7; Grossman 2-1. **PATRIOTS** – Dillon 11-40; Maroney 13-33, TD; Brady 6-12, Evans 3-8, Jackson 1-(-8).

### RECEIVING

**BEARS** – Berrian 5-104, Muhammad 3-37; Clark 2-14; Gilmore 2-5; Bradley 1-15; Davis 1-3; Jones 1-(-2). **PATRIOTS** – Watson 6-87, TD; Faulk 6-37; Maroney 4-45; Caldwell 3-57; Graham 1-25; Brown 1-13; Dillon 1-3.

### PASSING

**BEARS** – Grossman 34-15-176, 3 INTs.  
**PATRIOTS** – Brady 33-22-267, TD, 2 INTs.

### PUNT RETURNS

**BEARS** – Hester 0-0. **PATRIOTS** – Faulk 1-2.

### KICKOFF RETURNS

**BEARS** – R. Davis 2-49; Hester 1-21.  
**PATRIOTS** – Maroney 4-95.

### INTERCEPTIONS

**BEARS** – Tillman 2-8. **PATRIOTS** – Samuel 3-26.

### SACKS

**BEARS** – None. **PATRIOTS** – Seymour 1-5.

### BEARS TACKLES

(based on coaches film review)

**BEARS (TT-ST)** – Briggs 14-7, PBU, 2 FF, FR; Urlacher 13-8, TFL; Hillenmeyer 9-3, PBU; Tillman 8-7, PBU; C. Harris 7-7; Ogunleye 5-2; Vasher 4-3, TFL; Ta. Johnson 4-1, TFL, QH; T. Harris 2-2; Anderson 2-1, QH; Ayanbadejo 1-1; Scott 1-1; To. Johnson 1-1; Boone 1-0; D. Manning 1-0, PBU, 2 FF, FR; A. Brown 0-0, FR.



## Game 12 Bears 23, Vikings 13

Soldier Field (62,221)

Sunday, December 3, 2006

MINNESOTA	0	3	3	7	13
CHICAGO	0	7	14	2	23

**BEARS** – Hester 45 punt return (Gould XP). **VIKINGS** – Longwell 23 FG (6-57, 3:26). **VIKINGS** – Longwell 30 FG (11-69, 4:53). **BEARS** – Manning 54 INT return (Gould XP). **BEARS** – Benson 24 run (Gould XP) (4-33, 1:16). **BEARS** – Fason tackled in end zone by Ta. Johnson for safety. **VIKINGS** – Fason 4 run (Longwell XP) (11-89, 6:34).

	VIKINGS	BEARS
First Downs	21	6
Total Net Yds	346	107
Rushes - Yds	33-190	25-83
Att - Comp - Net Yds	39-21-156	19-6-24
TDs - INTs	0-4	0-3
Times Thrown - Yds Lost	5-22	1-10
Punts - Avg	8-31.1	7-43.1
Punt Return No. - Yds	3-10	3-70
Kickoff Return No. - Yds	4-62	4-85
Penalties - Yds	12-69	9-65
Fumbles - Lost	2-1	2-2
Time of Possession	39:21	20:39

### RUSHING

**VIKINGS** – Taylor 17-99; Fason 11-75, TD; Moore 3-13; Johnson 2-3. **BEARS** – Benson 9-60, TD; Jones 12-32; Grossman 4-(-9).

### RECEIVING

**VIKINGS** – Moore 5-51; Robinson 5-37; McMullen 3-42; Wiggins 3-30; Taylor 2-9; Fason 2-7; Taylor 1-2. **BEARS** – Berrian 4-21; McKie 1-8; Muhammad 1-5.

### PASSING

**VIKINGS** – Johnson 26-11-73, 4 INTs; Bollinger 9-7-70; Jackson 4-3-35. **BEARS** – Grossman 19-6-34, 3 INTs.

### PUNT RETURNS

**VIKINGS** – Moore 3-10.  
**BEARS** – Hester 2-70, TD; Wesley 1-0.

### KICKOFF RETURNS

**VIKINGS** – Be. Johnson 4-62.  
**BEARS** – Hester 3-68; Davis 1-17.

### INTERCEPTIONS

**VIKINGS** – Harris 1-11; Winfield 1-0; Leber 1-0.  
**BEARS** – R. Manning 1-54, TD; D. Manning 1-11; Urlacher 1-2; Briggs 1-0.

### SACKS

**VIKINGS** – Scott 1-10. **BEARS** – A. Brown 1-7; Ta. Johnson 2-5; Ogunleye 2-10.

### BEARS TACKLES

(based on coaches film review)

**BEARS (TT-ST)** – Briggs 15-9; C. Harris 12-10; Urlacher 11-6; Ta. Johnson 7-4, 2 QH; D. Manning 6-5; A. Brown 6-5; Ogunleye 5-3, FF, QH; Boone 5-4; Anderson 5-2, QH; T. Harris 4-2, QH; R. Manning 3-3; Hillenmeyer 3-2, FR; Tillman 3-2, FF; Vasher 1-1; Scott 1-1, PBU; Idonije 1-1, PBU.



### Game 13

## Bears 42, Rams 27

Edward Jones Dome (66,234)  
Monday, December 11, 2006

CHICAGO	0	14	14	14	42
ST. LOUIS	0	13	0	14	27

**RAMS** - Holt 1 pass from Bulger (kick aborted) (12-99, 6:22). **BEARS** - Hester 94 kick return (Gould XP). **RAMS** - Jackson 2 run (Wilkins XP) (8-72, 4:49). **BEARS** - Berrian 34 pass from Grossman (Gould XP) (9-74, 4:13). **BEARS** - Jones 30 run (Gould XP) (6-94, 3:16). **BEARS** - Muhammad 14 pass from Grossman (Gould XP) (8-74, 3:44). **BEARS** - Peterson 1 run (Gould XP) (9-55, 4:30). **RAMS** - Holt 6 pass from Bulger (Wilkins XP) (15-89, 5:29). **BEARS** - Hester 96 kick return (Gould XP). **RAMS** - Jackson 6 pass from Bulger (Wilkins XP) (10-73, 2:41).

	BEARS	RAMS
First Downs	22	28
Total Net Yds	372	433
Rushes - Yds	34-172	22-101
Att - Comp - Net Yds	23-13-200	55-34-332
TDs - INTs	2-0	3-1
Times Thrown - Yds Lost	0-0	3-24
Punts - Avg	3-34.7	6-45.8
Punt Return No. - Yds	1-21	1-1
Kickoff Return No. - Yds	5-228	7-150
Penalties - Yds	11-86	11-91
Fumbles - Lost	0-0	1-0
Time of Possession	26:39	33:21

#### RUSHING

**BEARS** - Jones 11-76, TD; Benson 16-64; Grossman 3-20; Peterson 3-12, TD; Berrian 1-0. **RAMS** - Jackson 18-81, TD; Davis 3-29; Curtis 1-(-9).

#### RECEIVING

**BEARS** - Berrian 3-62, TD; Muhammad 3-50, TD; Jones 2-26; Clark 2-18; Peterson 1-32; McKie 1-7; Davis 1-5. **RAMS** - Jackson 10-58, TD; Holt 6-75, 2 TDs; Curtis 4-77; Bruce 4-62; Davis 4-37; Klopfenstein 4-31; Harris 1-10; Walker 1-6.

#### PASSING

**BEARS** - Grossman 23-13-200, 2 TDs.  
**RAMS** - Bulger 55-34-356, 3 TDs, 1 INT.

#### PUNT RETURNS

**BEARS** - Hester 1-21. **RAMS** - McDonald 1-1.

#### KICKOFF RETURNS

**BEARS** - Hester 4-225, 2 TDs; Muhammad 1-3.  
**RAMS** - Ponder 7-150.

#### INTERCEPTIONS

**BEARS** - Tillman 1-0. **RAMS** - None.

#### SACKS

**BEARS** - Anderson 2-19; Ogunleye 1-5. **RAMS** - None.

#### BEARS TACKLES

(based on coaches film review)

**BEARS (TT-ST)** - Urlacher 15-8, PBU; Briggs 12-7, PBU; Tillman 10-5, 2 PBU; C. Harris 8-7, PBU; R. Manning 8-7, Hillenmeyer 6-3; Anderson 5-4, PBU; QH; Hester 5-4; Boone 4-2; Scott 4-2, TFL; D. Manning 3-2, FF; A. Brown 2-2, TFL, 2 QH; Ogunleye 2-2, QH; Ta. Johnson 1-1; Idonije 1-1; Wesley 1-1; Garay 0-0, QH.



### Game 14

## Bears 34, Bucs 31 (ot)

Soldier Field (62,260)  
Sunday, December 17, 2006

TAMPA BAY	0	3	7	21	0	31
CHICAGO	7	14	3	7	3	34

**BEARS** - Clark 24 pass from Grossman (Gould XP) (7-62, 3:57). **BUCCANEERS** - Bryant 45 FG (4-1, 1:35). **BEARS** - Jones 5 run (Gould XP) (8-56, 4:21). **BEARS** - Clark 12 pass from Grossman (Gould XP) (6-65, 1:05). **BEARS** - Gould 38 FG (10-48, 3:38). **BUCCANEERS** - Alstott 14 run (Bryant XP) (10-57, 4:57). **BUCCANEERS** - Smith 9 pass from Rattay (Bryant XP) (3-16, 1:04). **BEARS** - Benson 4 run (Gould XP) (8-77, 4:50). **BUCCANEERS** - Galloway 64 pass from Rattay (Bryant XP) (5-95, 1:12). **BUCCANEERS** - Hilliard 44 pass from Rattay (Bryant XP) (2-50, 0:47). **BEARS** - Gould 25 FG (6-43, 2:46).

	BUCS	BEARS
First Downs	11	27
Total Net Yds	357	446
Rushes - Yds	19-57	34-134
Att - Comp - Net Yds	46-25-300	44-29-312
TDs - INTs	3-1	2-0
Times Thrown - Yds Lost	2-5	4-27
Punts - Avg	11-46.4	10-44.6
Punt Return No. - Yds	7-46	7-63
Kickoff Return No. - Yds	6-117	6-85
Penalties - Yds	9-73	8-79
Fumbles - Lost	2-1	3-1
Time of Possession	29:27	41:56

#### RUSHING

**BUCS** - Williams 11-26; Alstott 6-26, TD; Pittman 2-5. **BEARS** - Jones 17-68, TD; Benson 15-53, TD; Peterson 2-13.

#### RECEIVING

**BUCS** - Smith 5-24, TD; Pittman 4-30; Galloway 3-107, TD; Hilliard 3-55, TD; Stovall 3-42; Warren 2-19; Williams 2-12; Becht 2-12; Alstott 1-4. **BEARS** - Clark 7-125, 2 TDs; Muhammad 6-85; Berrian 6-33; McKie 5-34; Jones 3-16; Davis 1-28; Gilmore 1-18.

#### PASSING

**BUCS** - Rattay 35-20-268, 3 TDs, INT; Gradkowski 11-5-37. **BEARS** - Grossman 44-29-339, 2 TDs.

#### PUNT RETURNS

**BUCS** - Jones 7-46. **BEARS** - Hester 6-63; Berrian 1-0.

#### KICKOFF RETURNS

**BUCS** - Cox 4-74; Pittman 2-43.  
**BEARS** - Hester 5-76; McClover 1-9.

#### INTERCEPTIONS

**BUCS** - None. **BEARS** - Harris 1-3.

#### SACKS

**BUCS** - Phillips 1-9; Spires 1-8; White 1-9; Wyms 1-1. **BEARS** - Manning 2-5.

#### BEARS TACKLES

(based on coaches film review)

**BEARS (TT-ST)** - Urlacher 15-6, QH; Briggs 14-7, TFL, FF; Tillman 11-7, 2 PBU; C. Harris 7-7; R. Manning 5-5, FF; Boone 5-3; Scott 5-3, TFL, QH, 2 PBU; FR; Hillenmeyer 5-2, PBU; Ogunleye 2-1; D. Manning 2-0; Anderson 0-0, QH.



## Game 15

## Bears 26, Lions 21

Ford Field (60,665)

Sunday, December 24, 2006



CHICAGO	3	14	0	9	26
DETROIT	7	0	14	0	21

**BEARS** - Gould 36 FG (14-61, 6:22). **LIONS** - Campbell 23 pass from Kitna (Hanson XP) (2-49, 0:47). **BEARS** - Berrian 13 pass from Grossman (Gould XP) (9-75, 3:27). **BEARS** - Peterson 2 run (Gould XP) (7-49, 2:16). **LIONS** - Furrey 20 pass from Kitna (Hanson XP) (7-71, 4:07). **LIONS** - Williams 2 pass from Kitna (Hanson XP) (11-61, 5:06). **BEARS** - Gould 36 FG (13-58, 6:05). **BEARS** - Gould 39 FG (12-72, 4:54). **BEARS** - Gould 44 FG (4-6, 0:56).

	BEARS	LIONS
First Downs	22	18
Total Net Yds	354	327
Rushes - Yds	30-116	18-67
Att - Comp - Net Yds	45-26-238	45-27-260
TDs - INTs	1-0	3-0
Times Thrown - Yds Lost	2-10	3-23
Punts - Avg	6-47.7	7-47.9
Punt Return No. - Yds	3-18	4-61
Kickoff Return No. - Yds	3-66	6-139
Penalties - Yds	7-48	11-92
Fumbles - Lost	0-0	2-1
Time of Possession	34:43	25:17

## RUSHING

**BEARS** - Jones 12-62; Benson 15-49; Peterson 3-5; TD. **LIONS** - Harris 10-44; Cason 5-31; Gordon 1-2; Kitna 1-(-1); Ellis 1-(-9).

## RECEIVING

**BEARS** - Berrian 5-43; TD; Muhammad 3-64; Clark 3-36; Bradley 3-28; Reid 3-18; Jones 2-10; Benson 2-8; McKie 2-7; Peterson 2-7; Davis 1-27. **LIONS** - Furrey 10-107; TD; R. Williams 6-79; TD; Harris 5-26; Campbell 2-31; TD; M. Williams 2-22; McHugh 1-11; Fitzsimmons 1-7.

## PASSING

**BEARS** - Grossman 36-20-197; TD; Griesse 9-6-51. **LIONS** - Kitna 45-27-283, 3 TDs.

## PUNT RETURNS

**BEARS** - Hester 3-18. **LIONS** - Ellis 4-61.

## KICKOFF RETURNS

**BEARS** - Davis 2-44; Hester 1-22. **LIONS** - Ellis 6-139.

## INTERCEPTIONS

**BEARS** - None. **LIONS** - None.

## SACKS

**BEARS** - Anderson 2-15; Boone 1-8. **LIONS** - Smith 1-7; Jackson 1-3.

## BEARS TACKLES

(based on coaches film review)

**BEARS (TT-ST)** - Briggs 11-11, PBU; D. Manning 9-5, PBU; Urlacher 9-4, PBU; Vasher 6-0, PBU; Hillenmeyer 6-2, Anderson 5-5, TFL, FF; Boone 4-4, TFL; Hester 4-2, PBU; R. Manning 3-3, PBU; Scott 3-3, TFL, PBU; C. Harris 3-1, A. Brown 2-0, OH, PBU; To. Johnson 1-1; Garay 1-1, TFL, OH; Ogunleye 1-0, FR.



## Game 16

## Packers 26, Bears 7

Soldier Field (62,287)

Sunday, December 31, 2006

GREEN BAY	13	10	0	3	26
CHICAGO	0	0	7	0	7

**PACKERS** - Driver 9 pass from Favre (Rayner XP) (11-75, 5:29). **PACKERS** - Collins 55 interception return (XP failed). **PACKERS** - Rayner 25 FG (10-50, 2:54). **PACKERS** - Dendy 30 interception return (Rayner XP). **BEARS** - Bradley 75 pass from Griesse (Gould XP) (3-75, 0:54). **PACKERS** - Rayner 46 FG (11-47, 4:55).

	PACKERS	BEARS
First Downs	20	13
Total Net Yds	373	316
Rushes - Yds	34-97	24-135
Att - Comp - Net Yds	42-21-276	28-8-181
TDs - INTs	1-1	1-5
Times Thrown - Yds Lost	2-9	2-13
Punts - Avg	5-40.0	5-41.6
Punt Return No. - Yds	3-29	3-8
Kickoff Return No. - Yds	1-26	6-129
Penalties - Yds	3-35	6-44
Fumbles - Lost	2-0	3-1
Time of Possession	36:56	23:04

## RUSHING

**PACKERS** - Green 22-71; Morency 9-37; Martin 2-(-5); Driver 1-(-6). **BEARS** - Benson 13-109; Jones 9-27; Grossman 2-(-1).

## RECEIVING

**PACKERS** - Martin 7-118; Holiday 5-87; Green 4-39; Driver 3-23, TD; Lee 1-15; Henderson 1-3. **BEARS** - Davis 2-19; Bradley 1-75, TD; Peterson 1-37; Muhammad 1-27; Benson 1-22; Berrian 1-17; Jones 1-(-3).

## PASSING

**PACKERS** - Favre 42-21-285, TD, INT. **BEARS** - Griesse 15-5-124, TD, 2 INTs; Grossman 12-2-33, 3 INTs; Maynard 1-1-37.

## PUNT RETURNS

**PACKERS** - Woodson 3-29. **BEARS** - Hester 2-1; Berrian 1-7.

## KICKOFF RETURNS

**PACKERS** - Morency 1-26. **BEARS** - Hester 4-79; Davis 2-50.

## INTERCEPTIONS

**PACKERS** - Collins 2-63, TD; Dendy 1-30, TD; Hawk 1-6; Woodson 1-3. **BEARS** - Vasher 1-7.

## SACKS

**PACKERS** - Gbaja-Biamila 1-5; Williams 1-8. **BEARS** - Worrell 1-1; A. Brown 1-8.

## BEARS TACKLES

(based on coaches film review)

**BEARS (TT-ST)** - C. Harris 8-5, TFL, PBU; Urlacher 8-4, PBU; Worrell 8-4, FF; Wilson 7-5; Briggs 6-5; A. Brown 6-4; R. Manning 6-3; Hillenmeyer 5-4; Ta. Johnson 3-3, OH; D. Manning 3-2, FF; Boone 3-2; Idonije 3-2; Ayanbadejo 3-1; Joe 3-0; Ogunleye 2-2, OH, PBU; Vasher 2-1, PBU; Anderson 1-1; Scott 1-1; Wesley 1-1; Hester 1-1.



# Divisional Playoff

## Bears 27, Seahawks 24

(Overtime) Soldier Field (62,184)  
Sunday, January 14, 2007

SEATTLE	0	14	10	0	0	24
CHICAGO	7	14	0	3	3	27

**BEARS** - Jones 9 run (Gould XP) (12-80, 6:25)  
**SEAHAWKS** - Burleson 16 pass from Hasselbeck (J. Brown XP) (9-71, 3:54). **BEARS** - Berrian 68 pass from Grossman (Gould XP) (1-68, 0:18). **SEAHAWKS** - Alexander 4 run (J. Brown XP) (5-26, 1:50). **BEARS** - Jones 7 run (Gould XP) (7-57, 1:41). **SEAHAWKS** - J. Brown 40 FG (9-49, 5:04). **SEAHAWKS** - Alexander 13 run (J. Brown XP) (7-51, 2:25). **BEARS** - Gould 41 FG (12-48, 5:51). **BEARS** - Gould 49 FG (7-34, 2:49).

	SEAHAWKS	BEARS
First Downs	18	21
Total Net Yds	306	371
Rushes-Yds	31-127	34-120
Att-Comp-Net Yds	33-18-179	38-21-251
TDs-INTs	1-1	1-1
Times Thrown-Yds Lost	3-16	3-31
Punts - Avg	6-36.3	6-40.3
Punt Return No. - Yds	3-2	3-5
Kickoff Return No. - Yds	6-166	4-73
Penalties-Yds	4-16	5-40
Fumbles-Lost	0-0	4-1
Time of Possession	29:25	35:33

### RUSHING

**SEAHAWKS** - Alexander 26-108, 2 TD; Morris 4-11; Hasselbeck 1-8. **BEARS** - Jones 21-66, 2 TD; Benson 12-45; Davis 1-9.

### RECEIVING

**SEAHAWKS** - D. Jackson 4-49; Branch 4-48; Ingram 3-32; Heller 3-20; Stevens 2-18; Burleson 1-16, TD; Alexander 1-12.  
**BEARS** - Berrian 5-105, TD; Davis 4-84; Muhammad 3-38; Benson 3-24; Jones 2-6; Clark 1-13; Bradley 1-5; Reid 1-5; McKie 1-2.

### PASSING

**SEAHAWKS** - Hasselbeck 33-18-195, TD, INT  
**BEARS** - Grossman 38-21-282, TD, INT.

### PUNT RETURNS

**SEAHAWKS** - Burleson 3-2. **BEARS** - Hester 3-5.

### KICKOFF RETURNS

**SEAHAWKS** - Burleson 6-166.  
**BEARS** - Hester 3-53; Reid 1-20.

### INTERCEPTIONS

**SEAHAWKS** - Hunter 1-16.  
**BEARS** - R. Manning 1-6.

### SACKS

**SEAHAWKS** - Bernard 1-6; Peterson 1-19; Wistrom 1-6.  
**BEARS** - A. Brown 1-1; Ta. Johnson 1-9; Ogunleye 1-6.



# NFC Championship

## Bears 39, Saints 14

Soldier Field (61,817)  
Sunday, January 21, 2007

NEW ORLEANS	0	7	7	0	14
CHICAGO	3	13	2	21	39

**BEARS** - Gould 19 FG (11-35, 4:44). **BEARS** - Gould 43 FG (4-5, 1:53). **BEARS** - Gould 24 FG (8-43, 3:25). **BEARS** - Jones 2 run (Gould XP) (8-69, 3:55). **SAINTS** - Colston 13 pass from Brees (Carney XP) (8-73, 1:10). **SAINTS** - Bush 88 pass from Brees (Carney XP) (2-93, 0:53). **BEARS** - Safety on Brees penalty in end zone. **BEARS** - Berrian 33 pass from Grossman (Gould XP) (5-85, 2:24). **BEARS** - Benson 12 run (Gould XP) (4-26, 2:04). **BEARS** - Jones 15 run (Gould XP) (5-30, 3:02).

	SAINTS	BEARS
First Downs	15	18
Total Net Yds	375	340
Rushes-Yds	12-56	46-196
Att-Comp-Net Yds	49-27-319	26-11-144
TDs-INTs	2-1	1-0
Times Thrown-Yds Lost	3-35	0-0
Punts - Avg	5-38.8	7-47.4
Punt Return No. - Yds	4-15	2-24
Kickoff Return No. - Yds	7-132	3-39
Penalties-Yds	7-47	1-5
Fumbles-Lost	4-3	1-0
Time of Possession	24:45	35:15

### RUSHING

**SAINTS** - Bush 4-19; McAllister 6-18; Karney 1-11; Brees 1-8. **BEARS** - Jones 19-123, 2 TD; Benson 24-60, TD; Davis 1-16; Grossman 2-(-3).

### RECEIVING

**SAINTS** - Bush 7-132, TD; Colston 5-63, TD; B. Miller 4-31; Copper 3-29; McAllister 3-27; Henderson 2-57; Campbell 2-6; Karney 1-9.  
**BEARS** - Berrian 5-85, TD; McKie 3-6; Clark 1-30; Muhammad 1-20; Gilmore 1-3.

### PASSING

**SAINTS** - Brees 49-27-354, 2 TD, INT.  
**BEARS** - Grossman 26-11-144, TD.

### PUNT RETURNS

**SAINTS** - Bush 3-10; M. Lewis 1-5.  
**BEARS** - Hester 2-24.

### KICKOFF RETURNS

**SAINTS** - M. Lewis 7-132. **BEARS** - Hester 3-39.

### INTERCEPTIONS

**SAINTS** - None. **BEARS** - Vasher 1-0.

### SACKS

**SAINTS** - None.  
**BEARS** - Anderson 1-25; Idonije 1-6; Ogunleye 1-4.





# Super Bowl XLI Colts 29, Bears 17

Dolphin Stadium, Miami (74,512)  
Sunday, February 4, 2007

INDIANAPOLIS	6	10	6	7	29
CHICAGO	14	0	3	0	17

**BEARS** – Hester 92 kickoff return (Gould XP) (0-0, 0:14). **COLTS** – Wayne 53 pass from Manning (kick aborted) (9-80, 4:30). **BEARS** – Muhammad 4 pass from Grossman (Gould XP) (4-57, 2:00). **COLTS** – Vinatieri 29 FG (8-47, 3:52). **COLTS** – Rhodes 1 run (Vinatieri XP) (7-58, 3:08). **COLTS** – Vinatieri 24 FG (13-56, 7:34). **COLTS** – Vinatieri 20 FG (6-62, 2:07). **BEARS** – Gould 44 FG (6-14, 2:02). **COLTS** – Hayden 56 INT return (Vinatieri XP).

	COLTS	BEARS
First Downs	24	11
Total Net Yds	430	265
Rushes-Yds	42-191	19-111
Att-Comp-Net Yds	38-25-239	28-20-154
TDs-INTs	1-1	1-2
Times Thrown-Yds Lost	1-8	1-11
Punts - Avg	4-40.5	5-45.2
Punt Return No. - Yds	3-42	1-3
Kickoff Return No. - Yds	4-89	6-138
Penalties-Yds	6-40	4-35
Fumbles-Lost	2-2	4-3
Time of Possession	38:04	21:56

## RUSHING

**COLTS** – Rhodes 21-113, TD; Addai 19-77; Clark 1-1, Manning 1-0. **BEARS** – Jones 15-112; Grossman 2-0; Benson 2-(-1).

## RECEIVING

**COLTS** – Addai 10-66; Harrison 5-59; Clark 4-36; Wayne 2-61, TD; Fletcher 2-9; Rhodes 1-8; Utecht 1-8.

**BEARS** – Clark 6-64; Berrian 4-38; Jones 4-18; Muhammad 3-35, TD; McKie 2-8; Davis 1-2.

## PASSING

**COLTS** – Manning 38-25-247, TD, INT.

**BEARS** – Grossman 28-20-165, TD, 2 INTs.

## PUNT RETURNS

**COLTS** – Wilkins 3-42. **BEARS** – Hester 1-3.

## KICKOFF RETURNS

**COLTS** – Wilkins 4-89.

**BEARS** – Gilmore 2-12; Hester 1-92, TD; Davis 1-15; Peterson 1-10; Reid 1-9.

## INTERCEPTIONS

**COLTS** – Hayden 1-56, TD; Sanders 1-38.

**BEARS** – C. Harris 1-6.

## SACKS

**COLTS** – McFarland 1-11.

**BEARS** – Ta. Johnson 0.5-4; Anderson 0.5-4.

## WON 2, LOST 1

01/14	SEATTLE	W	27-24 ot	62,184
01/21	NEW ORLEANS	W	39-14	61,817
02/04	Indianapolis	L	17-29	74,512

	Bears	Opp
<b>TOTAL FIRST DOWNS</b>	50	57
Rushing	23	27
Passing	24	29
Penalty	3	1
3rd Down: Made/Att	14/46	18/46
3rd Down Pct.	30.4	39.1
4th Down: Made/Att	3/4	1/6
4th Down Pct.	75.0	16.7
<b>POSSESSION AVG.</b>	30:05	29:55
<b>TOTAL NET YARDS</b>	976	1111
Avg. Per Game	325.3	370.3
Total Plays	195	212
Avg. Per Play	5.0	5.2
<b>NET YARDS RUSHING</b>	427	374
Avg. Per Game	142.3	124.7
Total Rushes	99	85
<b>NET YARDS PASSING</b>	549	737
Avg. Per Game	183.0	245.7
Sacked/Yards Lost	4/42	7/59
Gross Yards	591	796
Attempts/Completions	92/52	120/70
Completion Pct.	56.5	58.3
Had Intercepted	3	3
<b>PUNTS/AVERAGE</b>	18/44.4	15/38.3
<b>NET PUNTING AVG.</b>	37.8	33.5
<b>PENALTIES/YARDS</b>	10/80	17/103
<b>FUMBLES/BALL LOST</b>	9/4	6/5
<b>TOUCHDOWNS</b>	9	8
Rushing	5	3
Passing	3	4
Returns	1	1

SCORE BY PERIOD	1	2	3	4	OT	Tot
<b>BEARS</b>	24	27	5	24	3	83
<b>OPPONENTS</b>	6	31	23	7	0	67

SCORING	TDs: Ru-Pa-Rt	K-PAT	FG	2Pt	Pts
Gould	0	0	0	0	9/9
Jones	4	4	0	0	0
Berrian	2	0	2	0	0
Hester	1	0	0	1	0
Benson	1	1	0	0	0
Muhammad	1	0	1	0	0
Team	0	0	0	0	1
<b>BEARS</b>	9	5	3	1	9/9
<b>OPPS.</b>	8	3	4	1	7/7

2-Pt. Con.: BEARS 0-0, OPPONENTS: 0-0

**SACKS:** Ogunleye 2, Anderson 1.5, Ta. Johnson 1.5, Idonije 1, A. Brown 1 **BEARS: 7, OPPONENTS: 4**

RUSHING	No	Yds	Avg	Lg	TD
Thomas Jones	55	301	5.5	52	4
Cedric Benson	38	104	2.7	12t	1
Rashied Davis	2	25	12.5	16	0
Rex Grossman	4	-3	-0.8	0	0
BEARS	99	427	4.3	52	5
OPPONENTS	85	374	4.4	36	3

RECEIVING	No	Yds	Avg	Lg	TD
Bernard Berrian	14	228	16.3	68t	2
Desmond Clark	8	107	13.4	30	0
Muhsin Muhammad	7	93	13.3	22	1
Thomas Jones	6	24	4.0	14	0
Jason McKie	6	16	2.7	4	0
Rashied Davis	5	86	17.2	37	0
Cedric Benson	3	24	8.0	11	0
Mark Bradley	1	5	5.0	5	0
Gabe Reid	1	5	5.0	5	0
John Gilmore	1	3	3.0	3	0
BEARS	52	591	11.4	68t	3
OPPONENTS	70	796	11.4	88t	4

PUNTING	No	Yds	Avg	Net	TB	In20	Lg	B
B. Maynard	18	800	44.4	37.8	3	5	66	0
BEARS	18	800	44.4	37.8	3	5	66	0
OPP.	15	574	38.3	33.5	2	5	56	0

PASSING	Att	Cmp	Yds	Cmp%	Yd/Att	TD	TD%	Int	Int%	Lg	Sack/Lost	Rating
Rex Grossman	92	52	591	56.5	6.4	3	3.3	3	3.3	68t	4/42	73.2
BEARS	92	52	591	56.5	6.4	3	3.3	3	3.3	68t	4/42	73.2
OPPONENTS	120	70	796	58.3	6.6	4	3.3	3	2.5	88t	7/59	79.0

INTERCEPTIONS	No	Yds	Avg	Lg	TD
Ricky Manning, Jr.	1	6	6.0	6	0
Chris Harris	1	6	6.0	6	0
Nathan Vasher	1	0	0.0	0	0
BEARS	3	12	4.0	6	0
OPPONENTS	3	110	36.7	56t	1

PUNT RETURNS	Ret	FC	Yds	Avg	Lg	TD
Devin Hester	6	2	32	5.3	14	0
BEARS	6	2	32	5.3	14	0
OPPONENTS	10	0	59	5.9	18	0

KICK RETURNS	No	Yds	Avg	Lg	TD
Devin Hester	7	184	26.3	92t	1
Gabe Reid	2	29	14.5	20	0
John Gilmore	2	12	6.0	9	0
Rashied Davis	1	15	15.0	15	0
Adrian Peterson	1	10	10.0	10	0
BEARS	13	250	19.2	92t	1
OPPONENTS	17	387	22.8	41	0

FIELD GOALS	1-19	20-29	30-39	40-49	50+
Robbie Gould	1/1	1/1	0/0	4/4	0/0
BEARS	1/1	1/1	0/0	4/4	0/0
OPPONENTS	0/0	3/3	0/1	1/2	0/0
Gould: (41G, 49G) (19G, 43G, 24G) (44G)					
Opponents: (40G) (47N) (29G, 36N, 24G, 20G)					

## DEFENSE AND SPECIAL TEAMS TACKLES

DEFENSE	Tackles	Solo	Assist	TFL	FF	FR	PBU	Sacks-Yds	Int-Yds
Lance Briggs	32	21	11	3	0	0	2	0-0	0-0
Brian Urlacher	23	14	9	1	0	0	6	0-0	0-0
Charles Tillman	22	16	6	0	1	1	4	0-0	0-0
Chris Harris	20	16	4	0	1	0	1	0-0	1-6
Adewale Ogunleye	13	10	3	2	1	1	0	2-10	0-0
Nathan Vasher	13	10	3	0	0	1	3	0-0	1-0
Tank Johnson	12	9	3	1	0	0	0	1.5-13	0-0
Hunter Hillenmeyer	11	4	7	0	0	0	1	0-0	0-0
Daniel Manning	11	7	4	0	0	0	0	0-0	0-0
Alex Brown	10	8	2	1	0	0	0	1-1	0-0
Ricky Manning, Jr.	9	8	1	0	0	0	0	0-0	1-6
Ian Scott	8	7	1	1	0	0	1	0-0	0-0
Mark Anderson	4	3	1	0	1	1	0	1.5-29	0-0
Alfonso Boone	2	1	1	0	0	0	0	0-0	0-0
Israel Idonije	2	2	0	0	0	0	0	1-6	0-0
Todd Johnson	1	1	0	1	0	0	0	0-0	0-0
TEAM TOTALS	193	137	56	10	4	4	18	7-59	3-12

SPECIAL TEAMS	Tkls	Solo	Assists	SPECIAL TEAMS	Tkls	Solo	Assists
Brendon Ayanbadejo	7	5	2	Patrick Mannely	2	1	1
Dante Wesley	5	3	2	Ricky Manning, Jr.	2	2	0
Adrian Peterson	5	5	0	Rod Wilson	2	1	1
Daniel Manning	4	4	0	Cameron Worrell	2	2	0
Hunter Hillenmeyer	3	1	2	Robbie Gould	1	1	0
Devin Hester	2	0	2	Israel Idonije	1	0	1
Todd Johnson	2	1	1	TEAM TOTALS	38	26	12



## NATIONAL FOOTBALL CONFERENCE

## North Division

	W	L	T	Pct.	PF	PA
BEARS-z	13	3	0	.812	427	255
Green Bay	8	8	0	.500	301	366
Minnesota	6	10	0	.375	282	327
Detroit	3	13	0	.188	305	398

## East Division

Philadelphia-z	10	6	0	.625	398	328
Dallas-y	9	7	0	.562	425	350
N.Y. Giants-y	8	8	0	.500	355	362
Washington	5	11	0	.312	307	376

## South Division

New Orleans-z	10	6	0	.625	413	322
Carolina	8	8	0	.500	270	305
Atlanta	7	9	0	.438	292	328
Tampa Bay	4	12	0	.250	211	353

## West Division

Seattle-z	9	7	0	.562	335	341
St. Louis	8	8	0	.500	367	381
San Francisco	7	9	0	.438	298	412
Arizona	5	11	0	.312	314	389

z-Division Winner

## AMERICAN FOOTBALL CONFERENCE

## North Division

	W	L	T	Pct.	PF	PA
Baltimore-z	13	3	0	.812	353	201
Cincinnati	8	8	0	.500	373	331
Pittsburgh	8	8	0	.500	353	315
Cleveland	4	12	0	.250	238	356

## East Division

New England-z	12	4	0	.750	385	237
N.Y. Jets-y	10	6	0	.625	316	295
Buffalo	7	9	0	.438	300	311
Miami	6	10	0	.375	260	283

## South Division

Indianapolis-z	12	4	0	.750	427	360
Tennessee	8	8	0	.500	324	400
Jacksonville	8	8	0	.500	371	274
Houston	6	10	0	.375	267	366

## West Division

San Diego-z	14	2	0	.875	492	303
Kansas City-y	9	7	0	.562	331	315
Denver	9	7	0	.562	319	305
Oakland	2	14	0	.125	168	332

y-Wild Card qualifier for playoffs

## 2006 NFL POST-SEASON

Home team in CAPS.

## NFC Wild Card Playoff Games

SEATTLE 21, Dallas 20  
PHILADELPHIA 23, N.Y. Giants 20

## NFC Divisional Playoff Games

NEW ORLEANS 27, Philadelphia 24  
CHICAGO 27, Seattle 24 (ot)

## NFC Championship Game

CHICAGO 39, New Orleans 14

## AFC Wild Card Playoff Games

INDIANAPOLIS 23, Kansas City 8  
NEW ENGLAND 37, N.Y. Jets 16

## AFC Divisional Playoff Games

Indianapolis 15, BALTIMORE 6  
New England 24, SAN DIEGO 21

## AFC Championship Game

INDIANAPOLIS 38, New England 34

## SUPER BOWL XLI at Dolphin Stadium, Miami, Florida

Indianapolis Colts (AFC) 29, Chicago Bears (NFC) 17

## AFC-NFC PRO BOWL at Aloha Stadium, Honolulu, Hawaii

AFC 31, NFC 28

- Giants finished ahead of CAR and STL based on better conference record (NYG 7-5, CAR 6-6, STL 6-6) and ahead of GB based on better strength of victory (.422 to .383).
- Tennessee finished ahead of Jacksonville based on better division record (4-2 to 2-4).
- Kansas City finished ahead of Denver based on better division record (4-2 to 3-3).
- Cincinnati finished ahead of Pittsburgh based on better division record (4-2 to 3-3).

## FUTURE SUPER BOWLS

Super Bowl XLII	February 3, 2008	U. of Phoenix Stadium	Glendale, Ariz.
Super Bowl XLIII	February 1, 2009	Raymond James Stadium	Tampa, Fla.
Super Bowl XLIV	February 7, 2010	Dolphin Stadium	Miami, Fla.
Super Bowl XLV	February 6, 2011	Cowboys Stadium	Arlington, Tex.

# We Feed the Bears!




The Official Supermarket  
of the Chicago Bears

***Jewel-Osco***<sup>®</sup>

Fresh to Your Family





Devin Hester

**Blocked Extra Point**

By Bears — Alfonso Boone, vs. DET 9/18/05 (Remy Hamilton kicker)

By Opp. — Dale Carter, at KC, 11/21/93 (Kevin Butler kicker)

**Blocked Field Goal**

By Bears — Alfonso Boone, vs. MIN, 10/16/05 (Paul Edinger 32-yard attempt)

By Opp. — Shaun Rogers, vs. DET, 9/12/04 (Paul Edinger 27-yard attempt)

**Blocked Field Goal for TD**

By Bears — Virgil Livers, vs. OAK, 10/1/78 (Mike Spivey returned 71 yards for TD)

By Opp. — Shaun Rogers, vs. DET, 9/12/04 (Bracy Walker returned 92 yards for TD)

**Blocked Punt**

By Bears — Bobbie Howard, at MIN, 10/27/02 (punter Kyle Richardson)

By Opp. — Jim Kleinsasser, at MIN, 1/1/06 (punter Brad Maynard)

**Blocked Punt for TD**

By Bears — Anthony Marshall, at TB, 9/17/95 (Returned 11 yards for TD)

By Opp. — Eric Howard, vs. NYG, 9/14/87 (Tom Flynn recovered in end zone)

**Deflected Field Goal (kick is missed but advances beyond line of scrimmage)**

By Bears — Israel Idonije, vs. MIA, 11/5/06 (Olindo Mare 37-yard attempt)

By Opp. — Richard Seymour, at NE, 11/26/06 (Robbie Gould 45-yard attempt)

**Deflected Punt (punt advances beyond line of scrimmage)**

By Bears — Never

By Opp. — Mike Wright, at NE, 11/26/06 (punter Brad Maynard)

**Fake Field Goal for TD**

By Bears — Brad Maynard 12-yard pass to Dustin Lyman, at GB, 12/1/02

By Opp. — John Kidd 2-yard run, at SD, 11/14/93

**Fumble Returned for TD**

By Bears — Charles Tillman, at ARI, 10/16/06 (40 yards)

By Opp. — Charlie Anderson, vs. HOU, 12/19/04 (60 yards)

**Intercepted Pass Returned for TD**

By Bears — Ricky Manning, Jr., vs. MIN, 12/3/06 (54 yards)

By Opp. — Patrick Dendy, vs. GB, 12/31/06 (30 yards)

**Kickoff Returned for TD**

By Bears — Devin Hester, at STL, 12/11/06 (94 yards and 96 yards)

By Opp. — Reggie Swinton, vs. DET, 10/26/03 (96 yards)

**Linebacker Scored TD**

By Bears — Lance Briggs, at GB, 12/25/05 (10-yard interception return)

By Opp. — Charlie Anderson, vs. HOU, 12/19/04 (60-yard fumble return)

**Missed Extra Point (kick not blocked)**

By Bears — Robbie Gould, at PIT, 12/11/05 (wide left)

By Opp. — Dave Rayner, vs. GB, 12/31/06 (hit left upright)

**Missed Field Goal Returned**

By Bears — Devin Hester, at NYG, 11/12/06, 108 yds. (TD)\*

— Nathan Vasher, vs. SF, 11/13/05, 108 yds. (TD)\*

By Opp. — Never

**Quarterback Caught a Pass**

By Bears — Rex Grossman from Thomas Jones, at GB, 9/10/06 (-4 yards)

By Opp. — Michael Vick from Vick (tipped by Alex Brown), vs. ATL, 12/18/2005 (-14 yards)

**Offensive Lineman Caught a Pass**

By Bears — Olin Kreutz, vs. OAK, 10/5/03 (-8 yards)

By Opp. — Chris Hinton, vs. ATL, 10/3/93 (-8 yards)

**Offensive Lineman Scored TD**

By Bears — Marcus Spears, at NO, 10/13/96 (1-yard touchdown reception)

By Opp. — None since at least 1962



**Defensive Lineman Scored TD**

By Bears — Michael Haynes (DE), at TEN, 11/11/04 (45-yard interception return)

By Opp. — Jason Taylor (DE), vs. MIA, 11/5/06 (20-yard interception return)

**Muff Recovered for TD**

By Bears — Michael Lowery, vs. STL, 12/8/96 (muffed punt recovered in end zone)

By Opp. — Never

**Punt Returned for TD**

By Bears — Devin Hester, vs. MIN, 12/3/06 (45 yards)

By Opp. — Antonio Chatman, at GB, 12/25/05 (85 yards)

**Recovered Own Onside Kick**

By Bears — Ahmad Merritt, vs. GB, 9/29/03 (4th quarter, Paul Edinger kicker)

By Opp. — Jack Brewer, at NYG, 11/7/04 (4th quarter, Steve Christie kicker)

**Safety**

By Bears — TEAM (David Carr intentional grounding in end zone), vs. HOU, 12/19/04

— Tank Johnson, vs. MIN, 12/3/06 (tackled Ciaticrick Fason in end zone)

By Opp. — TEAM (Brad Maynard ran out of end zone), at WAS, 12/23/01

— Daryl Smith, at JAX, 12/12/04 (sacked Chad Hutchinson in end zone)

**Two-Point Conversion**

By Bears — Craig Krenzel run, at NYG, 11/7/04

By Opp. — Joey Harrington pass to Scotty Anderson, vs. DET, 10/26/03

**Shutout**

By Bears — 10-0 at NYJ, 11/19/06

By Opp. — 15-0 vs. TB, 12/29/02

**3 TDs**

By Bears — Marty Booker, at TB, 11/18/01 (3 receiving)

By Opp. — Daunte Culpepper, at MIN, 9/3/00 (3 rushing)

**3 TDs Rushing**

By Bears — Rashaan Salaam, vs. TB, 12/17/95

By Opp. — Daunte Culpepper, at MIN, 9/3/00

**3 TDs Receiving**

By Bears — Marty Booker, at TB, 11/18/01

By Opp. — Cris Carter, vs. MIN, 11/14/99

**3 TD Passes**

By Bears — Rex Grossman, at NYG, 11/12/06

By Opp. — Marc Bulger, at STL, 12/11/06

**4 TDs Rushing**

By Bears — Bobby Douglass, at GB, 11/4/73

By Opp. — Jim Taylor, vs. GB, 11/4/62

**4 TDs Receiving**

By Bears — Mike Ditka, at LA Rams, 10/13/63

By Opp. — Never

**4 TD Passes**

By Bears — Rex Grossman, vs. DET, 9/17/06

By Opp. — Peyton Manning, vs. IND, 11/21/04

**4 Field Goals**

By Bears — Robbie Gould, at DET, 12/24/06 (4 for 4)

By Opp. — Jason Hanson, at DET, 12/26/04 (4 for 4)

**5 TD Passes**

By Bears — Ray Buivid, vs. Chicago Cardinals, 12/5/37

By Opp. — Brett Favre, at GB, 11/12/95

**5 Field Goals**

By Bears — Mac Percival, at PHI, 10/20/68 (5-for-5)

By Opp. — Sebastian Janikowski, vs. OAK, 10/5/03 (5-for-6)

**100-yards Rushing**

By Bears — Cedric Benson, vs. GB, 12/31/06 (109 yards on 13 carries; 8.4 ypc)

By Opp. — Tiki Barber, at NYG, 11/12/06 (141 yards on 19 carries; 7.4 ypc)

**100-yards Receiving**

By Bears — Desmond Clark, vs. TB, 12/17/06 (125 yards on 7 receptions; 17.9 ypc)

By Opp. — Mike Furrey, at DET, 12/24/06 (107 yards on 10 receptions; 10.7 ypc)

**10 Catches**

By Bears — Marty Booker (10-157), vs. DET, 11/24/02

By Opp. — Mike Furrey (10-107), at DET, 12/24/06

**100-yards Rushing and Receiving**

By Bears — Walter Payton (104 rush, 102 rec), at LA Rams, 12/26/82

By Opp. — Never (according to Elias Sports Bureau)

**100-Yards Rushing and Receiving (two players)**

By Bears — Thomas Jones (113 rushing) and M. Muhammad (123 receiving), at NYG, 11/12/06

By Opp. — Edgerrin James (204 rushing) and Reggie Wayne (106 receiving) vs. IND, 11/21/04

**10 Receptions and 10 Carries**

By Bears — James Allen, vs. GB, 12/3/00 (17 carries, 11 rec.)

By Opp. — Marshall Faulk, at STL, 12/26/99 (10 carries, 12 rec.)

**Two 100-yard Rushers**

By Bears — Walter Payton (107) and Matt Suhey (102), vs. DET, 11/10/85

By Opp. — Norris Weese (120) and Ottis Armstrong (116), vs. DEN, 12/12/76

**Two 100-yard Receivers**

By Bears — Marty Booker (10-157) and Dez White (8-106), vs. DET, 11/24/02

By Opp. — Terry Glenn (8-154) and Donald Driver (4-120), vs. GB, 10/7/02

**Two 10 Catch Receivers**

By Bears — Marcus Robinson (11-170) and Bobby Engram (10-94), vs. DET, 12/19/99

By Opp. — Warrick Dunn (12-138) and Keyshawn Johnson (12-89), at TB, 11/18/01

**Three 100-yard Receivers**

By Bears — Never

By Opp. — George Farmer (9-183), P. Dennard (5-122), Wendell Tyler (8-102) at LA Rams 12/26/82

**200-yards Rushing**

By Bears — Walter Payton, vs. MIN, 11/20/77 (275 yards on 40 carries)

By Opp. — Edgerrin James, vs. IND, 11/21/04 (204 yards on 23 carries)

**200-yards Receiving**

By Bears — Johnny Morris, at DAL, 11/18/62 (201 yards on 10 receptions)

By Opp. — Terrell Owens, at SF, 12/17/00 (283 yards on 20 receptions)\*

**300-yards Passing**

By Bears — Rex Grossman, vs. TB, 12/17/06 (29 of 44 for 339; 2 TDs, 0 INT)

By Opp. — Marc Bulger, at STL, 12/11/05 (34 of 55 for 356; 3 TDs, 1 INT)

**400-yards Passing**

By Bears — Jim Miller, vs. MIN, 11/14/99 (34 of 48 for 422 yards; 3 TDs, 1 INT)

By Opp. — Jeff Garcia, at SF, 12/17/00 (36 of 44 for 402 yards; 2 TDs)

**Back-to-back 100-yard Rushing Games**

By Bears — Thomas Jones, at NYG, 11/12/06 (113-30); at NYJ, 11/19/06 (121-23)

By Opp. — Frank Gore, vs. SF, 10/29/06 (111-12); Ronnie Brown, vs. MIA, 11/5/06 (157-29);

Tiki Barber, at NYG, 11/12/06 (141 - 19)

**Back-to-back 100-yard Receiving Games**

By Bears — Marcus Robinson, vs. MIN., 11/14/99 (7-148); at SD, 11/21/99 (6-163)

By Opp. — Mike Furrey, at DET, 12/24/06 (107 - 10, 10.7 ypc); Ruvell Martin, vs. GB, 12/31/06 (118 - 7, 16.9 ypc)

**Back-to-back 300-yard Passing Games**

By Bears — Jim Miller, vs. MIN, 11/14/99 (422); at SD, 11/21/99 (357)



## SCORING

### Points

- \*144 Kevin Butler, 1985 (51 XPs, 31 FGs)
- 132 Gale Sayers, 1965 (22 TDs)
- 84 Paul Edinger, 2000 (21 XPs, 21 FGs)

### Touchdowns

- \*22 Gale Sayers, 1965
- 12 Mike Ditka, 1961
- Harlon Hill, 1954

### Field Goals

- 31 Kevin Butler, 1985
- 21 Robbie Gould, 2005
- Paul Edinger, 2000

## RUSHING

### Attempts

- 296 Rashaan Salaam, 1995
- 278 Anthony Thomas, 2001
- 196 Walter Payton, 1975

### Yards

- 1,183 Anthony Thomas, 2001
- 1,074 Rashaan Salaam, 1995
- 1,004 Beattie Feathers, 1934

### Touchdowns

- 14 Gale Sayers, 1965
- 10 Rashaan Salaam, 1995
- 8 Hugh Gallarneau, 1941
- Beattie Feathers, 1934

## PASSING

### Attempts

- 368 Kyle Orton, 2005
- 235 Cade McNown, 1999
- 210 Jim McMahon, 1982

### Completions

- 190 Kyle Orton, 2005
- 127 Cade McNown, 1999
- 120 Jim McMahon, 1982

### Yards

- 1,869 Kyle Orton, 2005
- 1,501 Jim McMahon, 1982
- 1,465 Cade McNown, 1999

### Touchdowns

- 9 Kyle Orton, 2005
- Jim McMahon, 1982
- 8 Cade McNown, 1999
- Zeke Bratkowski, 1954

### Interceptions

- 17 Zeke Bratkowski, 1954
- 13 Kyle Orton, 2005
- 11 Bob Avellini, 1975

## RECEIVING

### Receptions

- 56 Mike Ditka, 1961
- 45 Harlon Hill, 1954
- 40 Willie Gault, 1983

### Yards

- 1,124 Harlon Hill, 1954
- 1,076 Mike Ditka, 1961
- 836 Willie Gault, 1983

### Touchdowns

- 12 Mike Ditka, 1961
- Harlon Hill, 1954
- 8 Willie Gault, 1983

## SACKS

### Sacks

- 12.0 Mark Anderson, DE, 2006
- 9.0 Wally Chambers, DT, 1973#
- 8.0 Brian Urlacher, LB, 2000

# All sack statistics prior to 1982 are unofficial

## INTERCEPTIONS

### Interceptions

- 10 Mark Carrier, 1990
- 8 Johnny Lujack, 1948
- 7 Charlie Sumner, 1955

## PUNTS

### Punts

- 83 Dave Finzer, 1984
- 57 Fred Morrison, 1950
- 55 Todd Sauerbrun, 1995

### Average

- 44.8 George Gulyanics, 1947
- 43.3 Sid Luckman, 1939
- Fred Morrison, 1950

## PUNT RETURNS

### Returns

- \*57 Lew Barnes, 1986
- 47 Devin Hester, 2006
- 43 Jeff Fisher, 1981

### Yards

- 600 Devin Hester, 2006
- 509 Jeff Fisher, 1981
- 482 Lew Barnes, 1986

### Touchdowns

- 3 Devin Hester, 2006
- 1 Four; Last: Johnny Bailey, 1990

## KICKOFF RETURNS

### Returns

- 29 Brian Baschnagel, 1976
- 27 Ike Hill, 1973
- 26 Jack Cameron, 1984

### Yards

- 754 Brian Baschnagel, 1976
- 660 Gale Sayers, 1965
- 638 Ike Hill, 1973

### Touchdowns

- 2 Devin Hester, 2006
- 1 Three; Last: Rickey Watts, 1979

\* NFL Record

† Tied NFL Record

## SERVICE

## PLAYER

Pro Bowls (years are when Pro Bowl was played)

- 10 Mike Singletary, 1984-93
- 9 Walter Payton, 1976; 78-81; 84-87
- 8 Dick Butkus, 1966-73
- Doug Atkins, 1958-64; 66
- Bill George, 1955-62

## Seasons

- 14 Doug Buffone, 1966-79
- Bill George, 1952-65
- 13 Keith Van Horne, 1981-93
- Steve McMichael, 1981-93
- Walter Payton, 1975-87
- Jim Osborne, 1972-84
- Clyde (Bulldog) Turner, 1940-52
- George Trafton, 1920-32
- 12 Last: James Williams, 1991-2002

## Games

- 191 Steve McMichael, 1981-93
- 190 Walter Payton, 1975-87
- 186 Doug Buffone, 1966-79

## Starts

- 184 Walter Payton, 1975-87
- 172 Mike Singletary, 1981-92
- 169 Keith Van Horne, 1981-93

## Consecutive games

- 191 Steve McMichael, 1981-93
- 186 Walter Payton, 1975-87
- 179 Mike Hartenstine, 1975-86

## COACH

## Seasons

- \*40 George Halas, 1920-29, 1933-42, 1946-55, 1958-67
- 11 Mike Ditka, 1982-92
- 6 Dave Wannstedt, 1993-98
- 5 Dick Jauron, 1999-2003
- 4 Neill Armstrong, 1978-81
- Jim Dooley, 1968-71
- (Hunk) Anderson / Luke Johnsos co-coaches, 1942-45

## Consecutive seasons

- 11 Mike Ditka, 1982-92
- 10 George Halas, 1958-67
- George Halas, 1946-55
- George Halas, 1933-42
- George Halas, 1920-29
- 6 Dave Wannstedt, 1993-98
- 5 Dick Jauron, 1999-2003

\* NFL Record

† Tied NFL Record

## SCORING

## POINTS

## Lifetime

- 1,116 Kevin Butler, 1985-95 (387 XP, 243 FG)
- 750 Walter Payton, 1975-87 (125 TD)
- 629 Bob Thomas, 1975-84 (245 XP, 128 FG)

## Season

- 144 Kevin Butler, 1985 (51 XP, 31 FG)
- 143 Robbie Gould, 2006 (47 XP, 32 FG)
- 132 Gale Sayers, 1965 (22 TD)

## Game

- 36 Gale Sayers, vs. SF, 12/12/65 (6 TD)
- 24 Last: Bobby Douglass, at GB, 11/4/73

## Consecutive games

- 83 George Blanda, 10/28/51-11/9/58
- 66 Kevin Butler, 9/9/90-9/12/94
- 55 Bob Thomas, 12/2/79-12/16/84

## TOUCHDOWNS

(Rushes-receptions-returns)

## Lifetime

- 125 Walter Payton, 1975-87 (110-15-0)
- 71 Neal Anderson, 1986-93 (51-20-0)
- 59 Rick Casares, 1955-64 (49-10-0)

## Season

- 22 Gale Sayers, 1965 (14-6-2)
- 16 Walter Payton, 1977; 1979 (14-2-0)
- 15 Neal Anderson, 1989 (11-4-0)

## Game

- †6 Gale Sayers, vs. SF, 12/12/65 (4-1-1)
- 4 Last: Bobby Douglass, at GB, 11/4/73 (4-0-0)

## Consecutive games

- 8 Rick Casares, 11/1/59-9/25/60
- 7 Last: Curtis Conway, 9/24/11/12/95

## EXTRA POINTS MADE

## Lifetime

- 387 Kevin Butler, 1985-95
- 247 George Blanda, 1949-58
- 245 Bob Thomas, 1975-84

## Season

- 52 Roger Leclerc, 1965
- 51 Kevin Butler, 1985
- 47 Robbie Gould, 2006

## Game

- 8 Bob Snyder, at NYG, 11/14/43
- 7 Last: Bob Thomas, vs. GB, 12/7/80

## EXTRA POINT ATTEMPTS

## Lifetime

- 397 Kevin Butler, 1985-95
- 268 Bob Thomas, 1975-84
- 250 George Blanda, 1949-58



## Season

- 52 Roger Leclerc, 1965
- Ray (Scooter) McLean, 1947
- 51 Kevin Butler, 1985
- 47 Robbie Gould, 2006
- George Blanda, 1956

## Game

- 9 Bob Thomas, vs. GB, 12/7/80
- 8 Roger Leclerc, at BAL., 11/25/62
- George Blanda, vs. BAL., 10/21/56
- Bob Snyder, at NYG, 11/14/43

## CONSECUTIVE EXTRA POINTS

## Lifetime

- 156 George Blanda, 10/28/51 - 10/21/56
- 143 Mac Percival, 11/19/67 - 11/4/73
- 133 Paul Edinger, 9/3/00 - 1/2/05

## Season

- 52 Roger Leclerc, 1965
- 51 Kevin Butler, 1985
- 47 Robbie Gould, 2006

## Game

- 8 Bob Snyder, at NYG, 11/14/43
- 7 Last: Bob Jencks, at LA Rams, 10/13/63

## FIELD GOALS MADE

## Lifetime

- 243 Kevin Butler, 1985-95
- 128 Bob Thomas, 1975-84
- 110 Paul Edinger, 2000-04

## Season

- 32 Robbie Gould, 2006
- 31 Kevin Butler, 1985
- 28 Kevin Butler, 1986

## Game

- 5 Mac Percival, at PHI, 10/20/68
- Roger Leclerc, vs. DET, 12/3/61
- 4 Last: Robbie Gould, at DET, 12/24/06

## Long

- 55 Kevin Butler, at TB, 12/12/93
- Kevin Butler, vs. MIN, 10/25/93
- Bob Thomas, at LA Rams, 11/23/75
- 54 Last: Paul Edinger, at DEN, 11/23/03
- 53 Last: Paul Edinger, vs. MIN, 12/5/04

## 50+ Yards (lifetime)

- 16 Kevin Butler, 1985-95
- 13 Paul Edinger, 2000-2004
- 4 Bob Thomas, 1975-84

## 50+ Yards (season)

- 5 Paul Edinger, 2002
- Kevin Butler, 1993
- 4 Kevin Butler, 1990
- 3 Paul Edinger, 2004
- Paul Edinger, 2003

## FIELD GOAL ATTEMPTS

## Lifetime

- 333 Kevin Butler, 1985-95
- 205 Bob Thomas, 1975-84
- 201 George Blanda, 1949-58

## Season

- 41 Kevin Butler, 1986
- 38 Kevin Butler, 1985
- 37 Kevin Butler, 1990

## Game

- 7 Roger Leclerc, vs. GB, 11/17/63
- 6 Last: Kevin Butler, at GB, 11/8/87
- 5 Last: Robbie Gould, vs. GB, 12/4/05

## CONSECUTIVE FIELD GOALS

## Lifetime

- 26 Robbie Gould 12/25/05 - 11/19/06
- 24 Kevin Butler, 10/16/88 - 12/3/89
- 21 Jeff Jaeger, 11/3/96 - 11/16/97

## Game (no misses)

- 5 Mac Percival, at PHI, 10/20/68
- Roger Leclerc, vs. DET, 12/3/61
- 4 Last: Robbie Gould, at DET, 12/24/06

## Games

- 22 Robbie Gould, 10/23/05 - 11/26/06
- 13 Kevin Butler, 9/9-12/9/90
- Kevin Butler, 11/10/85-10/12/86
- 12 George Blanda, 11/11/56-11/3/57

## FIELD GOAL PCT.

## Lifetime (25+ attempts)

- 84.1 Robbie Gould, 2005-06 (53-of-63)
- 75.9 Jeff Jaeger, 1996-99 (63-of-83)
- 75.3 Paul Edinger, 2000-04 (110-of-146)

## Season (10+)

- 88.9 Robbie Gould, 2006 (32 of 36)
- 83.9 Paul Edinger, 2001, (26 of 31)
- 82.6 Jeff Jaeger, 1996, (19 of 23)
- 81.6 Kevin Butler, 1985, (31 of 38)

## MISSED FIELD GOAL RETURNS

## Touchdowns

- 1 \* Nathan Vasher, vs. SF, 11/13/05
- † Devin Hester, at NYG, 11/12/06

## TWO-POINT CONVERSIONS (Since 1994)

## Lifetime

- 1 13 times, Last: Craig Krenzel, 2004

## Season

(same as "Lifetime")

## Game

(same as "Lifetime")

## SAFETIES

## Lifetime

- 3 Steve McMichael, 1981-93

\* NFL Record

† Tied NFL Record

## NET YARDS

(Rushes, receptions, & returns)

### ATTEMPTS

#### Lifetime

- 4,368 Walter Payton, 1975-87
- 1,619 Neal Anderson, 1986-93
- 1,579 Rick Casares, 1955-64

#### Season

- 427 Walter Payton, 1984
- 402 Walter Payton, 1979
- 383 Walter Payton, 1978

#### Game

- 41 Walter Payton, vs. MIN, 11/20/77;  
at BUF, 10/7/79
- 40 James Allen, vs. NE, 12/10/00  
Walter Payton, at DAL., 11/26/81
- 39 Walter Payton, vs. SD, 10/25/81

## YARDS

#### Lifetime

- 21,803 Walter Payton, 1975-87
- 9,435 Gale Sayers, 1965-71
- 8,929 Neal Anderson, 1986-93

#### Season

- 2,440 Gale Sayers, 1966
- 2,272 Gale Sayers, 1965
- 2,216 Walter Payton, 1977

#### Game

- 339 Gale Sayers, vs. MIN, 12/18/66
- 336 Gale Sayers, vs. SF, 12/12/65
- 300 Walter Payton, at NO, 12/21/75

## RUSHING

### ATTEMPTS

#### Lifetime

- 3,838 Walter Payton, 1975-87
- 1,515 Neal Anderson, 1986-93
- 1,386 Rick Casares, 1955-64

#### Season

- 381 Walter Payton, 1984
- 369 Walter Payton, 1979
- 339 Walter Payton, 1977; 1981

#### Game

- 40 Walter Payton, vs. MIN, 11/20/77
- 39 Walter Payton, at BUF, 10/7/79
- 38 Walter Payton, at DAL., 11/26/81

### YARDS GAINED

#### Lifetime

- 16,726 Walter Payton, 1975-87
- 6,166 Neal Anderson, 1986-93
- 5,657 Rick Casares, 1955-64

#### Season

- 1,852 Walter Payton, 1977
- 1,684 Walter Payton, 1984
- 1,610 Walter Payton, 1979

#### Game

- 275 Walter Payton, vs. MIN, 11/20/77
- 205 Walter Payton, at GB, 10/30/77  
Gale Sayers, at GB, 11/3/68
- 197 Gale Sayers, vs. MIN, 12/18/66

\* NFL Record

† Tied NFL Record

## SHUTOUTS

The Bears have been involved in 191 shutouts in their 87-year history. Chicago has won 117 of the shutouts and lost 57, while 17 of the blankings resulted in a 0-0 tie (all before 1933). The Bears were involved in two shutouts during the 2006 season, both wins, at Green Bay by a 26-0 count in the season opener and a 10-0 win at the New York Jets. The Bears were last shut out in the final game of the 2002 season, a 15-0 loss to Tampa Bay, a span of 68 games (includes four postseason games).

#### By Month:

September	11-12-4
October	43-15-4
November	44-14-4
December	17-15-5
January	2-1-0
<b>TOTAL</b>	<b>117-57-17</b>

<b>At home:</b>	<b>67-23-10</b>
<b>On the road:</b>	<b>50-34-7</b>

#### By Decade:

1920-29	48-15-13
1930-39	25-10-4
1940-49	12-2-0
1950-59	2-1-0
1960-69	5-11-0
1970-79	7-11-0
1980-89	10-4-0
1990-99	4-0-0
2000-06	4-3-0
<b>TOTAL</b>	<b>117-57-17</b>

The above breakdowns include playoff games; the Bears are 4-1 in postseason shutouts.



**Long**

- 86 Bill Osmanski, (TD) 10/15/39
- 85 Pete Stinchcomb, (TD) 11/20/21
- 82 Beattie Feathers, (TD) 10/10/34

**1,000 YARDS****Seasons**

- 10 Walter Payton, 1976-81, 1983-86
- 3 Neal Anderson, 1988-90
- 2 Thomas Jones, 2005-2006
- Anthony Thomas, 2001, 2003
- Gale Sayers, 1966, 1969

**Consecutive seasons**

- 6 Walter Payton, 1976-81
- 4 Walter Payton, 1983-86
- 3 Neal Anderson, 1988-90

**200-YARD GAMES****Lifetime**

- 2 Walter Payton, 1975-87
- 1 Gale Sayers, 1965-71

**Season**

- 2 Walter Payton, 1977
- 1 Gale Sayers, 1968

**100-YARD GAMES****Lifetime**

- 77 Walter Payton, 1975-87
- 20 Gale Sayers, 1965-71
- 14 Neal Anderson, 1986-93

**Season**

- 10 Walter Payton, 1977, 1985
- 9 Walter Payton, 1979, 1984
- 8 Walter Payton, 1980

**Consecutive games**

- 10 Walter Payton, 10/13-12/8/85
- 6 Walter Payton, 9/9-10/14/84
- 5 Walter Payton, 11/13-12/11/77

**AVERAGE GAIN****Lifetime (250+ attempts)**

- 6.6 Bobby Douglass, 1969-75
- 5.8 Beattie Feathers, 1934-37
- 5.0 Gale Sayers, 1965-71

**Season (100+)**

- \*8.4 Beattie Feathers, 1934
- 6.9 Bobby Douglass, 1972
- 6.2 Gale Sayers, 1968

**Game (10+)**

- 11.8 Joe Maniaci, at PIT, 10/2/39
- 11.6 Gale Sayers, vs. MIN, 12/18/66
- 11.2 Rick Casares, vs. DET, 12/16/56

**TOUCHDOWNS****Lifetime**

- 110 Walter Payton, 1975-87
- 51 Neal Anderson, 1986-93
- 49 Rick Casares, 1955-64

**Season**

- 14 Walter Payton, 1977; 1979
- Gale Sayers, 1965
- 13 Walter Payton, 1976
- 12 Neal Anderson, 1988
- Rick Casares, 1956

**Game**

- 4 Bobby Douglass, at GB, 11/4/73
- Gale Sayers, vs. SF, 12/12/65
- Rick Casares, vs. PIT, 12/6/59
- at SF, 10/28/56;
- 3 Last: Rashaan Salaam, vs. TB, 12/17/95

**Consecutive games**

- 7 Walter Payton, 10/3-11/14/76
- Gale Sayers, 10/26-12/6/69
- 6 Gale Sayers, 11/14-12/19/65
- Rick Casares, 11/1-12/6/59
- Johnny Lujack, 10/1-11/12/50
- Beattie Feathers, 9/30-10/28/34
- 5 Last: Neal Anderson, 10/7-11/11/90

**INJURED RESERVE**

Chicago finished the 2006 season with seven players on the team's Injured Reserve list, matching 2005 as the lowest total for the Bears since 2001 when the squad had to place just one player on the season-ending injury list. The players who concluded the 2006 campaign on Chicago's Injured Reserve list were S Mike Brown, WR Airese Currie, DT Dusty Dvoracek, DT Tommie Harris, FB Bryan Johnson, S Brandon McGowan and LB Jamar Williams.

**Number of Players to Finish the Season on Injured Reserve (Since 2000)**

2006: 7	2003: 10	2000: 15
2005: 7	2002: 11	
2004: 12	2001: 1	

## PASSING

### QB RATING

#### Lifetime (400+ attempts)

- 80.7 Erik Kramer, 1994-98
- 80.4 Jim McMahon, 1982-88
- 76.7 Jim Miller, 1998-2002

#### Season (100+ attempts)

- 107.8 Sid Luckman, 1943
- 97.8 Jim McMahon, 1984
- 95.5 Sid Luckman, 1941
- 93.5 Erik Kramer, 1995

### ATTEMPTS

#### Lifetime

- 1,759 Jim Harbaugh, 1987-93
- 1,744 Sid Luckman, 1939-50
- 1,557 Erik Kramer, 1994-98

#### Season

- 522 Erik Kramer, 1995
- 480 Rex Grossman, 2006
- 478 Jim Harbaugh, 1991

#### Game

- 60 Erik Kramer, vs. NYJ, 11/16/97
- 57 Bill Wade, at WAS, 10/25/64
- 52 Johnny Lujack, at NYG, 10/23/49

### COMPLETIONS

#### Lifetime

- 1,023 Jim Harbaugh, 1987-93
- 913 Erik Kramer, 1994-98
- 904 Sid Luckman, 1939-50

#### Season

- 315 Erik Kramer, 1995
- 275 Erik Kramer, 1997
- Jim Harbaugh, 1991
- 262 Rex Grossman, 2006

#### Game

- 34 Jim Miller, vs. MIN, 11/14/99
- 33 Bill Wade, at WAS, 10/25/64
- 32 Erik Kramer, vs. NYJ, 11/16/97
- Erik Kramer, at MIA, 10/27/97

#### Consecutive

- 15 Shane Matthews, vs. NE, 12/10/00
- 14 Steve Walsh, at MIN, 12/1/94
- 13 Jim Harbaugh, at GB, 10/23/92
- Rudy Bukich, 11/22-11/26/64

#### Long

- 98 Bill Wade, at DET, 10/8/61  
(TD to Farrington)
- 93 Jack Concannon, vs. StL Cards, 11/19/67  
(TD to Gordon)
- 91 Ed Brown, vs. SF, 10/16/60  
(TD to Dewveall)

## COMPLETION PERCENTAGE

### Lifetime (300+ completions)

- 61.1 Shane Matthews, 1996, 99-01  
(366 of 599)
- 58.6 Erik Kramer, 1994-98 (913 of 1,557)
- 58.5 Jim Miller, 1998-2002 (565 of 965)

### Season (75+ completions)

- 65.1 Shane Matthews, 2001 (84 of 129)
- 64.0 Chris Chandler, 2002 (103 of 161)
- 63.2 Jim Miller, 1999 (110 of 174)

### Game (10+ completions)

- 86.7 Bob Williams, vs. DAL,  
10/12/52 (13 of 15)
- 83.3 Bill Wade, vs. BAL,  
11/8/64 (10 of 12)
- Ed Brown, at DET,  
11/20/55 (15 of 18)
- Gene Ronzani, vs. DET,  
10/22/44 (10 of 12)

## YARDS

### Lifetime

- 14,686 Sid Luckman, 1939-50
- 11,567 Jim Harbaugh, 1987-93
- 11,203 Jim McMahon, 1982-88

### Season

- 3,838 Erik Kramer, 1995
- 3,193 Rex Grossman, 2006
- 3,172 Bill Wade, 1962

### Game

- 468 Johnny Lujack, 12/11/49
- 466 Bill Wade, 11/18/62
- 433 Sid Luckman, 11/14/43

## 300-YARD GAMES

### Lifetime

- 9 Bill Wade, 1961-66
- 7 Erik Kramer, 1994-98
- 4 George Blanda, 1949-58
- 3 Jim Miller, 1998-2002
- Vince Evans, 1977-83
- Johnny Lujack, 1948-51
- Sid Luckman, 1939-50

### Season

- 4 Bill Wade, 1962
- 3 Erik Kramer, 1995
- Bill Wade, 1961

### Consecutive games

- 2 Jim Miller, 11/14-11/21/99
- Bill Wade, 10/14-10/21/62; 11/18-  
11/25/62
- George Blanda, 10/17-10/24/54
- Sid Luckman, 10/12-10/19/47



**TOUCHDOWN PASSES****Lifetime**

- 137 Sid Luckman, 1939-50
- 68 Bill Wade, 1961-66
- 67 Jim McMahon, 1982-88

**Season**

- 29 Erik Kramer, 1995
- 28 Sid Luckman, 1943
- 24 Sid Luckman, 1947

**Game**

- †7 Sid Luckman, at NYG, 11/14/43
- 6 Johnny Lujack, vs. Chi. Cards, 12/11/49
- 5 Ray Buivid, vs. Chi. Cards, 12/5/37

**Consecutive games**

- 19 Sid Luckman, 11/22/42-11/26/44
- 14 Sid Luckman, 10/12/47-10/17/48

**PASSES INTERCEPTED****Lifetime**

- 132 Sid Luckman, 1939-50
- 88 Ed Brown, 1954-61
- 70 George Blanda, 1949-58

**Season**

- 31 Sid Luckman, 1947
- 24 Bill Wade, 1962
- George Blanda, 1953
- 22 Johnny Lujack, 1949

**Game**

- 7 Edmund (Zeke) Bratkowski, at BAL., 10/2/60
- 5 Last: Kyle Orton, vs. CIN, 9/25/05

**PASSES NOT INTERCEPTED****Consecutive**

- 174 Erik Kramer, 11/19-12/24/95
- 173 Jim Harbaugh, 10/28-12/9/90
- 162 Erik Kramer, 9/11-10/22/95

**Game**

- 50 Erik Kramer, at MIA, 10/27/97
- 47 Jim Miller, vs. GB, 11/11/01
- 46 Bill Wade, vs. LA Rams, 10/11/64

**LOWEST INTERCEPTION PCT.****Lifetime (400+ attempts)**

- 2.69 Jim Miller, 1998-2002 (26 int, 965 att)
- 2.89 Erik Kramer, 1994-98 (45 int, 1,557 att)
- 3.01 Shane Matthews, 1996, 99-01 (18 int, 599 att)
- 3.18 Jim Harbaugh, 1987-93 (56 int, 1,759 att)

**Season (100+)**

- 1.40 Jim McMahon, 1984 (2 int, 143 att)
- 1.90 Chad Hutchinson, 2004 (3 int, 161 att)
- 1.91 Erik Kramer, 1995 (10 int, 522 att)

**AVERAGE GAIN PER ATTEMPT****Lifetime (400+ passes)**

- 8.42 Sid Luckman, 1939-50
- 8.23 Bernie Masterson, 1934-40
- 7.79 Johnny Lujack, 1948-51

**Season (100+)**

- 10.860 Sid Luckman, 1943
- 9.924 Sid Luckman, 1941
- 9.923 Ed Brown, 1956

**Game (10+)**

- 17.1 Charlie O'Rourke, at DET, 11/22/42
- 16.9 Sid Luckman, at Cle. Rams, 10/5/41
- 16.7 Gene Ronzani, vs. DET, 10/22/44

**RECEIVING****RECEPTIONS****Lifetime**

- 492 Walter Payton, 1975-87
- 356 Johnny Morris, 1958-67
- 329 Curtis Conway, 1993-99

**Season**

- 100 Marty Booker, 2001
- 97 Marty Booker, 2002
- 93 Johnny Morris, 1964

**Game**

- 14 Jim Keane, at NYG, 10/23/49
- 13 Bobby Engram, at STL., 12/26/99
- Mike Ditka, at WAS, 10/25/64
- 12 Marty Booker, vs. GB, 10/7/02

**Consecutive Games**

- 58 Marty Booker, 9/24/00 - 12/28/03
- 57 Bobby Engram, 10/6/96 - 9/17/00
- 49 Mike Ditka, 12/3/61 - 10/10/65
- 45 Walter Payton, 12/16/84 - 12/27/87

**YARDS****Lifetime**

- 5,059 Johnny Morris, 1958-67
- 4,616 Harlon Hill, 1954-61
- 4,538 Walter Payton, 1975-87

**Season**

- 1,400 Marcus Robinson, 1999
- 1,301 Jeff Graham, 1995
- 1,200 Johnny Morris, 1964

**Game**

- 214 Harlon Hill, at SF, 10/31/54
- 201 Johnny Morris, at DAL, 11/18/62
- 198 Marty Booker, vs. MIN, 9/8/02
- Harlon Hill, vs. BAL, 10/21/56

**Long**

- 98 John Farrington (TD), 10/8/61
- 93 Dick Gordon (TD), 11/19/67
- 91 Willard Dewveall (TD), 10/16/60

**1,000 YARDS****Seasons**

- 2 Marty Booker, 2001-02  
Curtis Conway, 1995-96  
Harlon Hill, 1954, 1956
- 1 Last: Marty Booker, 2002

**100-YARD GAMES****Lifetime**

- 19 Harlon Hill, 1954-61
- 15 Johnny Morris, 1958-67
- 14 Mike Ditka, 1961-66
- 12 Curtis Conway, 1993-99

**Season**

- 7 Jeff Graham, 1995  
Harlon Hill, 1954  
Ken Kavanaugh, 1947
- 6 Johnny Morris, 1964  
Harlon Hill, 1956
- 5 Marcus Robinson, 1999  
Mike Ditka, 1961

**Consecutive games**

- 3 Jeff Graham, 11/5-11/19/95  
Harlon Hill, 11/11-11/25/56
- 2 Last: Marcus Robinson, 11/14-11/21/99

**AVERAGE GAIN****Lifetime (100+ attempts)**

- 22.4 Ken Kavanaugh, 1940-41, 45-50
- 21.7 Ray (Scooter) McLean, 1940-47
- 20.4 Harlon Hill, 1954-61

**Season (30+)**

- 25.6 Ken Kavanaugh, 1947
- 25.0 Harlon Hill, 1954
- 24.0 Harlon Hill, 1956

**Game (4+)**

- 44.8 Dick Gordon, vs. StL Cards, 11/19/67
- 37.5 Gene Schroeder, vs. Chi. Cards,  
12/16/51
- 37.0 Billy Stone, vs. DET, 11/23/52

**TOUCHDOWNS****Lifetime**

- 50 Ken Kavanaugh, 1940-41, 45-50
- 40 Harlon Hill, 1954-61
- 35 Dick Gordon, 1965-71

**Season**

- 13 Dick Gordon, 1970  
Ken Kavanaugh, 1947
- 12 Curtis Conway, 1995  
Mike Ditka, 1961  
Harlon Hill, 1954
- 11 Harlon Hill, 1956

**Game**

- 4 Mike Ditka, at Rams, 10/13/63  
Harlon Hill, at SF, 10/31/54
- 3 Last: Marty Booker, at TB, 11/18/01

**Consecutive games**

- 7 Curtis Conway, 9/24-11/12/95  
Ken Kavanaugh, 11/2-12/14/47
- 5 Dennis McKinnon, 9/8-10/5/85  
Mike Ditka, 10/22-11/19/61

**INTERCEPTIONS****INTERCEPTIONS BY****Lifetime**

- 38 Gary Fencik, 1976-87
- 37 Richie Petitbon, 1959-68
- 32 Donnell Woolford, 1989-96

**Season**

- 10 Mark Carrier, 1990
- 9 Roosevelt Taylor, 1963
- 8 Nathan Vasher, 2005  
Vestee Jackson, 1988  
Richie Petitbon, 1963  
Johnny Lujack, 1948  
Clyde (Bulldog) Turner, 1942

**Game**

- 3 Mark Carrier, at WAS, 12/9/90  
Ross Brupbacher, vs. DEN, 12/12/76  
Curtis Gentry, vs. StL Cards, 11/19/67  
Richie Petitbon, at GB, 9/24/67  
Johnny Lujack, at GB, 9/26/48  
Bob Margarita, vs. DET, 11/11/45
- 2 Last: Charles Tillman, at NE, 11/26/06

**Consecutive games**

- 4 Last: Dave Duerson, 9/14-10/5/86

**YARDS RETURNED****Lifetime**

- 643 Richie Petitbon, 1959-68
- 485 Bennie McRae, 1962-70
- 483 Gary Fencik, 1976-87

**Season**

- 212 Richie Petitbon, 1962
- 182 JC Caroline, 1956
- 177 Nathan Vasher, 2004

**Game**

- 101 Richie Petitbon, vs. LA Rams, 12/9/62 (TD)
- 96 Roosevelt Taylor, at PHI, 10/20/68 (TD)  
Clyde (Bulldog) Turner, at WAS,  
10/26/47 (TD)
- 95 Charles Tillman, vs. GB, 12/4/05

**Long**

(Same as "Game")



**TOUCHDOWNS****Lifetime**

- 4 Mike Brown, 2000-06  
Bennie McRae, 1962-70
- 3 Roosevelt Taylor, 1961-69  
Richie Petitbon, 1959-68

**Season**

- 2 Last: Mike Brown, 2001 (Cons. OT wins)

**Game**

- 1 Last: Ricky Manning, vs. MIN, 12/3/06

**PUNTING****PUNTS****Lifetime**

- 884 Bob Parsons, 1972-83
- 833 Bobby Joe Green, 1962-73
- 534 Brad Maynard, 2001-06

**Season**

- †114 Bob Parsons, 1981
- 108 Brad Maynard, 2004
- 99 Bob Parsons, 1976

**Game**

- 14 Keith Molesworth, 12/10/33
- 12 Todd Sauerbrun, 10/5/97
- 11 Last: Brad Maynard, 11/14/04

**YARDS****Lifetime**

- 35,057 Bobby Joe Green, 1962-73
- 34,180 Bob Parsons, 1972-83
- 22,625 Brad Maynard, 2001-06

**Season**

- 4,638 Brad Maynard, 2004
- 4,531 Bob Parsons, 1981
- 4,059 Todd Sauerbrun, 1997

**Game**

- 524 Todd Sauerbrun, vs. NO, 10/5/97
- 517 Keith Molesworth, vs. GB, 12/10/33
- 509 Brad Maynard, at TEN, 11/14/04

**Long**

- 94 Joe Lintzenich, vs. NYG, 11/15/31
- 87 Dave Finzer, vs. NO, 10/7/84
- 81 Bob Parsons, vs. NE, 12/5/82

**GROSS AVERAGE****Lifetime (75+ punts)**

- 44.5 George Gulyanics, 1947-52
- 42.4 Brad Maynard, 2001-06
- 42.2 Todd Sauerbrun, 1995-98

**Season (30+)**

- 46.5 Bobby Joe Green, 1963
- 44.8 Todd Sauerbrun, 1996
- 44.5 Bobby Joe Green, 1964

**Game (4+)**

- 57.3 Fred Morrison, vs. LA Rams, 11/16/52
- 54.6 Maury Buford, vs. GB, 10/21/85
- 54.0 Maury Buford, at TB, 10/6/85

**INSIDE 20****Lifetime**

- 167 Brad Maynard, 2001-06
- 158 Bob Parsons, 1972-83
- 94 Maury Buford, 1985-86; 89-91

**Season**

- 36 Brad Maynard, 2001
- 34 Brad Maynard, 2004
- 31 Bob Parsons, 1981

**Game**

- 6 Brad Maynard, at GB, 12/9/01
- 5 Brad Maynard, vs. TB, 12/17/06  
Bob Parsons, at HOU, 11/6/77
- 4 Last: Brad Maynard, vs. MIN, 12/3/06

**HAD BLOCKED****Lifetime**

- 5 Ed Brown, 1954-61  
Bob Parsons, 1972-83  
Maury Buford, 1985-86; 89-91
- 4 Fred (Curley) Morrison, 1950-53

**Season**

- 2 Brad Maynard, 2003

**Game**

- 2 Jon Kilgore, at LA Rams, 12/8/68  
Ray Stachowicz, at MIN, 12/11/83
- 1 Last: Brad Maynard, at MIN, 1/1/06

**PUNT RETURNS****RETURNS****Lifetime**

- 127 Dennis McKinnon, 1983-85; 87-89
- 123 Jeff Fisher, 1981-84
- 112 George McAfee, 1940-41; 45-50

**Season**

- 58 Jeff Fisher, 1984
- 57 Lew Barnes, 1986
- 47 Devin Hester, 2006

**Game**

- 8 Jeff Fisher, at DET, 12/16/84
- 7 R.W. McQuarters, vs. WAS, 10/17/04  
Dennis McKinnon, at GB, 12/4/83  
Steve Schubert, at TB, 12/4/77  
Ron Smith, at CLE, 10/15/72  
George McAfee, vs. GB, 10/15/50
- 6 Last: Devin Hester, vs. TB, 12/17/06

\* NFL Record

† Tied NFL Record

**YARDS****Lifetime**

- 1,431 George McAfee, 1940-41; 45-50
- 1,171 Dennis McKinnon, 1983-85; 87-89
- 1,137 Jeff Fisher, 1981-84

**Season**

- 600 Devin Hester, 2006
- 509 Jeff Fisher, 1981
- 492 Jeff Fisher, 1984

**Game**

- 152 Devin Hester, at ARZ, 10/16/06
- 134 Gale Sayers, vs. SF, 12/12/65
- Dennis McKinnon, vs. NYG, 9/14/87
- 108 George McAfee, vs. LA Rams, 10/10/48

**Long**

- 95 Johnny Bailey (TD), vs. KC, 12/29/90
- 94 Dennis McKinnon (TD), vs. NYG, 9/14/87
- 93 Glyn Milburn (TD), at TB, 9/20/98

**AVERAGE****Lifetime (50+ returns)**

- \*12.8 George McAfee, 1940-41; 45-50
- 11.3 J.R. Boone, 1948-51
- 10.6 R.W. McQuarters, 2000-04

**Season (15+ returns)**

- 14.9 Gale Sayers, 1965
- 14.5 George McAfee, 1947
- 13.9 George McAfee, 1948

**Game (3+)**

- 36.0 George McAfee, vs. LA Rams, 10/10/48
- 34.0 Ray McLean, vs. Chi. Cards 10/11/42
- 29.7 Dennis McKinnon, at TB, 10/25/87

**TOUCHDOWNS****Lifetime**

- 3 Devin Hester, 2006
- Dennis McKinnon, 1983-85; 87-89
- Steve Schubert, 1975-79
- Ray McLean, 1940-47
- 2 R.W. McQuarters, 2000-04
- Gale Sayers, 1965-71
- George McAfee, 1940-41; 45-50

**Season**

- 3 Devin Hester, 2006
- 2 Dennis McKinnon, 1987

**Game**

- 1 Last: Devin Hester, vs. MIN, 12/3/06

**FAIR CATCHES****Lifetime**

- 66 Glyn Milburn, 1998-2001
- 47 Steve Schubert, 1975-79
- 40 Jeff Fisher, 1981-84

**Season**

- 26 Glyn Milburn, 2000
- 21 Steve Schubert, 1978
- 20 Terry Obee, 1993
- Jeff Fisher, 1981

**Game**

- 6 Bobby Engram, vs. MIN, 9/15/96
- 5 Last: Glyn Milburn, vs. GB, 12/3/00
- 4 Last: Terry Obee, vs. MIN, 10/25/93

**KICKOFF RETURNS****RETURNS****Lifetime**

- 192 Glyn Milburn, 1998-2001
- Dennis Gentry, 1982-92
- 119 Jerry Azumah, 1999-2005

**Season**

- 63 Glyn Milburn, 2000
- 62 Glyn Milburn, 1998
- 61 Glyn Milburn, 1999

**Game**

- 9 Ahmad Merritt, at SF, 9/7/03
- 8 Brian Baschnagel, at HOU, 11/6/77
- 7 Last: Glyn Milburn, at TB, 9/10/00

**YARDS****Lifetime**

- 4,596 Glyn Milburn, 1998-2001
- 4,353 Dennis Gentry, 1982-92
- 2,885 Jerry Azumah, 1999-2005

**Season**

- 1,550 Glyn Milburn, 1998
- 1,468 Glyn Milburn, 2000
- 1,426 Glyn Milburn, 1999

**Game**

- 225 Devin Hester, at STL, 12/11/06
- 221 Nate Lewis, at MIN, 12/1/94
- 208 Ron Smith, vs. SF, 11/19/72

**Long**

- 103 Gale Sayers, at PIT, 9/17/67 (TD)
- 100 Don Bingham, vs. LA Rams, 11/18/56 (TD)
- 99 Willie Galimore, at BAL, 10/4/58 (TD)
- Willie Gault, vs. WAS, 9/29/85 (TD)

**AVERAGE****Lifetime (50+ returns)**

- \*30.6 Gale Sayers, 1965-71
- 26.6 Ron Smith, 1965; 70-72
- 25.6 Willie Galimore, 1957-63

**Season (1+ per game)**

- 37.7 Gale Sayers, 1967
- 32.7 Cecil Turner, 1970
- 31.7 Walter Payton, 1975



**Game (3+)**

- 56.3 Devin Hester, at STL, 12/11/06
- 52.0 Cecil Turner, at NYG, 9/19/70
- 48.7 Dick Gordon, at LA Rams, 9/16/66

**TOUCHDOWNS****Lifetime**

- †6 Gale Sayers, 1965-71
- 4 Cecil Turner, 1968-73
- 3 Dennis Gentry, 1982-92

**Season**

- 4 Cecil Turner, 1970
- 3 Gale Sayers, 1967
- 2 Last: Devin Hester, 2006

**Game**

- †2 Devin Hester, at STL, 12/11/06
- 1 Last: Jerry Azumah, at GB, 12/7/03

## COMBINED KICK RETURNS

**RETURNS****Season**

- 98 Glyn Milburn, 2000, p-35, k-63
- 91 Glyn Milburn, 1999, p-30, k-61
- 87 Glyn Milburn, 1998, p-25, k-62

**YARDS****Lifetime**

- 5,566 Glyn Milburn, 1998-2001, p-970, k-4,596
- 4,477 Dennis Gentry, 1982-92, p-124, k-4,353
- 3,172 Gale Sayers, 1965-71, p-391, k-2,781

**Season**

- 1,841 Glyn Milburn, 1999, p-291, k-1,550
- 1,772 Glyn Milburn, 1998, p-346, k-1,426
- 1,768 Glyn Milburn, 2000, p-300, k-1,468

**Game**

- 246 Devin Hester, at STL, 12/11/06, p-21, k-225
- 221 Nate Lewis, at MIN, 12/1/94, k-221
- 216 Glyn Milburn, vs. SF, 9/20/98, p-106, k-110

**TOUCHDOWNS****Lifetime**

- 8 Gale Sayers, 1965-71, p-2, k-6
- 5 Devin Hester, 2006, p-3, k-2
- 4 Cecil Turner, 1968-73, p-0, k-4

**Season**

- \*5 Devin Hester, 2006, p-3, k-2
- 4 Cecil Turner, 1970, k-4
- Gale Sayers, 1967, p-1, k-3
- 3 Glyn Milburn, 1998, p-1, k-2

**Game**

- †2 Devin Hester, at STL, 12/11/06

**FUMBLES****FUMBLES****Lifetime**

- 85 Walter Payton, 1975-87
- 38 Jim Harbaugh, 1987-93
- 35 Rick Casares, 1955-64

**Season**

- 15 Jim Harbaugh, 1993
- 14 Gary Huff, 1974
- 13 Carl Garrett, 1973

**Game**

- 4 Last: Rusty Lisch, vs. GB, 12/9/84
- 3 Last: Anthony Thomas, at DET, 10/20/02

**OWN RECOVERED****Lifetime**

- 18 Walter Payton, 1975-87
- 13 Gale Sayers, 1965-71
- 10 Jim Harbaugh, 1987-93
- Ed Brown, 1954-61

**Season**

- 7 Gary Huff, 1974
- 6 Jack Concannon, 1970
- 5 Bobby Douglass, 1972

**Game**

- 3 Gary Huff, vs. DET, 9/15/74

**OPPONENTS' RECOVERED****Lifetime**

- 25 Dick Butkus, 1965-73
- 22 Joe Fortunato, 1955-66
- 17 Mike Hartenstine, 1975-86

**Season**

- 6 Dick Butkus, 1965
- 5 Ed O'Bradovich, 1962
- 4 Last: Mike Green, 2004

**Game**

- 3 John Thierry, vs. HOU, 10/22/95
- Virgil Livers, at MIN, 10/5/75
- 2 Last: Bryan Knight, vs. NO, 9/22/02

**YARDS RET. OWN FUMBLES****Lifetime**

- 36 John Adams, 1959-62
- 24 Ike Hill, 1973-74
- 22 Ron Bull, 1962-70

**Season**

- 36 John Adams, 1961 (11/19)
- 24 Ike Hill, 1973 (11/12)
- 21 Ron Bull, 1962 (11/4)

**Game**

(Same as "Season")

**Long**

(Same as "Season")

## YARDS RET. OPP.'S FUMBLES

## Lifetime

- 218 Mike Brown, 2000-06
- 158 Brian Urlacher, 2000-06
- 128 Charlie Sumner, 1955; 58-60

## Season

- 101 Brian Urlacher, 2001
- Charlie Sumner, 1958
- 98 George Halas, 1923

## Game

- 98 George Halas, (TD) vs. Oorang, 11/4/23
- 95 Mike Brown, (TD) at GB, 9/19/04
- Charles Tillman, vs. GB, 12/4/05
- 90 Brian Urlacher, (TD) at ATL, 11/7/01

## Long (Same as "Game")

## TOUCHDOWNS OWN FUMBLES

## Lifetime

- 2 Ken Kavanaugh, 1940-41; 45-50
- Mike Ditka, 1961-66

## Season

- 1 Last: Johnny Musso, 1976

## Game

- 1 Last: Johnny Musso, vs. MIN 10/31/76

## TOUCHDOWNS OPP.'S FUMBLES

## Lifetime

- 3 Mike Brown, 2000-06
- 2 Fred Evans, 1948
- Ed Sprinkle, 1944-55

## Season

- 2 Fred Evans, 1948

## Game

- 2 Fred Evans, vs. WAS, 11/28/48
- 1 Last: Charles Tillman, at ARZ, 10/16/06

## SACKS

## (Since 1970)

## Lifetime

- 124.5 Richard Dent, 1983-93; 95
- 92.5 Steve McMichael, 1981-93
- 82.0 Dan Hampton, 1979-90

## Season

- 17.5 Richard Dent, 1984 (16 games)
- 17.0 Richard Dent, 1985 (16 games)
- 15.0 Jim Osborne, 1976 (14 games)

## Game

- 4.5 Richard Dent, vs. Raid, 11/4/84; at Raid, 12/27/87
- 4.0 Jim Osborne, vs. MIN, 9/23/73
- Alex Brown, at NYG, 11/7/04

## Consecutive games (at least .5 sack)

- 8 Roosevelt Colvin, 12/23/01-10/7/02
- 7 Alonzo Spellman, 12/1/94-9/17/95
- 6 Steve McMichael, 10/29-12/3/89

## TAKEAWAYS

## (Int &amp; Opp. Fumbles Recovered)

## Lifetime

- 50 Gary Fencik, 1976-87 (38 int, 12 fum)
- 47 Dick Butkus, 1965-73 (22 int, 25 fum)
- 44 Richie Petitbon, 1959-68 (37 int, 7 fum)

## Season

- 12 Mark Carrier, 1990 (10 int, 2 fum)
- Roosevelt Taylor, 1963 (9 int, 3 fum)
- 11 Dick Butkus, 1965 (5 int, 6 fum)

## Game

- 4 Bill George, vs. DET, 12/3/61 (2 int, 2 fum)
- 3 Last: John Thierry, vs. HOU, 10/22/95 (3 fum)

## LONGEST PLAYS AT SOLDIER FIELD

(Bears moved from Wrigley Field after the 1970 season and played in Champaign in 2002.)

## RUN

- Bears — 80 Neal Anderson, vs GB, 11/27/88
- Opp. — 72 Robert Smith, MIN, 10/15/00

## PASS

- Bears — 89 Vince Evans, vs. MIN, 9/21/80
- Opp. — †99 Brett Favre, GB, 9/11/95

## CATCH

- Bears — 89 Rickey Watts, vs. MIN, 9/21/80
- Opp. — 99 Robert Brooks, GB, 9/11/95

## PUNT

- Bears — 87 Dave Finzer, vs. NO, 10/7/84
- Opp. — 75 Harold Alexander, ATL, 10/3/93

\* NFL record

† Tied NFL Record

## PUNT RETURN

- Bears — 95 Johnny Bailey, vs KC, 12/29/90
- Opp. — 77 Lee Nelson, St.L Cards, 12/16/79

## KICKOFF RETURN

- Bears — 99 Willie Gault, vs WAS, 9/29/85
- Opp. — 97 Del Rodgers, GB, 12/9/84

## INTERCEPTION RETURN

- Bears — 95 Charles Tillman, vs. GB, 12/4/05
- Opp. — 99 Rick Sanford, NE, 12/5/82

## FIELD GOAL

- Bears — 55 Kevin Butler, vs MIN, 10/25/93
- Opp. — 52 Fred Cox, MIN, 10/27/75

## MISSED FIELD GOAL RETURNED

- Bears —\*108 Nathan Vasher, vs SF, 11/13/05
- Opp. — Never



## SCORING

### Points

- \*40 Ernie Nevers, at Chi. Cards, 11/28/29
- 36 Dub Jones, at CLE, 11/25/51
- 24 Jim Taylor, vs. GB, 11/4/62
- Lenny Moore, at BAL., 10/4/58

### Touchdowns

- †6 Dub Jones, at CLE, 11/25/51
- Ernie Nevers, at Chi. Cards, 11/28/29
- 4 Jim Taylor, vs. GB, 11/4/62
- Lenny Moore, at BAL., 10/4/58

### Field goals

- 5 S. Janikowski, vs. OAK, 10/5/03
- Jeff Chandler, at SF, 9/7/03
- Martin Gramatica, vs. TB, 12/29/02
- Gary Anderson, at MIN, 10/10/99
- Nick Lowery, vs. KC, 12/29/90
- Fred Cox, vs. MIN, 9/23/73
- Curt Knight, vs. WAS, 11/14/71
- 4 Last: Ryan Longwell, at GB, 12/7/03

### Field goal attempts

- 7 Mike Clark, vs. DAL., 11/24/68
- 6 David Akers, vs. PHI, 10/3/04
- S. Janikowski, vs. OAK, 10/5/03
- Fred Cox, vs. MIN, 9/23/73
- Curt Knight, vs. WAS, 11/14/71
- 5 Last: Neil Rackers, at ARZ, 10/16/06

### Long field goal

- 60 Morten Andersen, at NO, 10/27/91
- 57 Adam Vinatieri, vs. NE, 11/10/02
- 56 Bert Rechichar, at BAL., 9/27/53

## RUSHING

### Attempts

- 39 Jerome Bettis, at LA Rams, 1/2/94
- 36 Edgerrin James, at ARZ, 10/16/06
- Clinton Portis, vs. WAS, 10/17/04
- 35 John Stephens, at NE, 10/30/88

### Yards

- 216 Ricky Williams, at MIA, 12/9/02
- 206 Earl Campbell, vs. HOU, 11/16/80
- 204 Edgerrin James, vs. IND, 11/21/04

### Touchdowns

- †6 Ernie Nevers, at Chi. Cards, 11/28/29
- 4 Jim Taylor, vs. GB, 11/4/62
- Dub Jones, at CLE, 11/25/51
- 3 Last: Daunte Culpepper, at MIN, 9/3/00

### Long

- 97 Bobby Gage, vs. PIT, 12/4/49 (TD)
- 90 Johnny Johnson, at NYJ, 9/25/94
- 84 Barry Sanders, at DET, 10/23/94
- Tom Harmon, vs. LA Rams, 10/13/46 (TD)

## PASSING

### Attempts

- 62 Randall Cunningham, vs. PHI, 10/2/89
- 58 Brett Favre, vs. GB, 12/4/05
- 56 Brad Johnson, at TB, 11/18/01

### Completions

- 40 Brad Johnson, at TB, 11/18/01
- 36 Tom Brady, vs. NE, 11/10/02
- Jeff Garcia, at SF, 12/17/00
- Brett Favre, vs. GB, 12/5/93
- 34 Marc Bulger, at STL, 12/11/06
- Neil O'Donnell, vs. PIT, 11/5/95

### Yards

- 509 Vince Ferragamo, at LA Rams, 12/26/82
- 436 Tommy Kramer, at MIN, 9/19/85
- 402 Jeff Garcia, at SF, 12/17/00
- Brett Favre, vs. GB, 12/5/93

### Touchdowns

- 5 Brett Favre, at GB, 11/12/95
- Tommy Kramer, at MIN, 11/28/82
- Steve Spurrier, vs. SF, 11/19/72
- 4 Last: P. Manning, vs. IND, 11/21/04

### Interceptions

- 5 Last: Joey Harrington, vs. DET, 9/18/05
- 4 Last: Brad Johnson, vs. MIN, 12/3/06

### Consecutive completions

- 12 Brad Johnson, at MIN, 1/1/06
- Jim Hart, at StL Cards, 9/25/77

### Long

- †99 Brett Favre, vs. GB, 9/11/95 (TD)
- Sonny Jurgensen, vs. WAS, 9/15/68 (TD)
- 98 Charlie Batch, vs. DET, 10/4/98 (TD)
- 97 Bernie Kosar, at CLE, 10/23/89 (TD)
- Pat Coffee, vs. Chi. Cards, 12/5/37 (TD)

### Times sacked

- 11 Archie Manning, vs. MIN, 10/28/84
- 10 Guido Merkins, at PHI, 10/4/87
- 9 Fran Tarkenton, vs. MIN, 12/17/61

## RECEIVING

### Receptions

- \*20 Terrell Owens, at SF, 12/17/00
- 14 Steve Smith, vs. CAR, 11/20/05
- Herman Moore, at DET, 12/4/95
- 13 Bob Anderson, at DEN, 9/30/73

### Yards

- 283 Terrell Owens, at SF, 12/17/00
- 225 Bernie Casey, vs. SF, 11/13/66
- 204 Marshall Faulk, at STL, 12/26/99
- Randy Moss, vs. MIN, 11/14/99

**Touchdowns**

- 3 Last: Cris Carter, vs. MIN, 11/14/99

**Long**

- †99 Robert Brooks, vs. GB, 9/11/95 (TD)  
 Gerry Allen, vs. WAS, 9/15/68 (TD)
- 98 Johnnie Morton, vs. DET, 10/4/98 (TD)
- 97 Webster Slaughter, at CLE,  
 10/23/89 (TD)  
 Gaynell Tinsley, vs. Chi. Cards,  
 12/5/37 (TD)

**INTERCEPTIONS****Interceptions**

- 3 Last: Kurt Schulz, vs. DET, 9/24/00

**Yards**

- 167 Dick Jauron, vs. DET, 11/18/73
- 121 Milt Davis, vs. BAL, 11/17/57
- 115 Bernie Parrish, at CLE, 12/11/60

**Touchdowns**

- †2 Bobby Franklin, at CLE, 12/11/60

**Long**

- 102 Bob Smith, at DET, 11/24/49 (TD)
- 99 Rick Sanford, vs. NE, 12/5/82 (TD)
- 98 Darryll Lewis, vs. HOU, 10/22/95 (TD)

**PUNTING****Punts**

- 14 Dick Nesbitt, vs. Chi. Cards, 11/30/33
- 11 Last: Josh Bidwell, vs. TB, 12/17/06

**Average**

- \*61.8 Bob Cifers, vs. DET, 11/24/46
- 57.5 Craig Hentrich, at TEN, 10/25/98
- 55.8 Sammy Baugh, at WAS, 11/17/40

**Long**

- 84 Doug Russell, vs. Chi. Cards, 9/11/38
- 79 Tommy Davis, at SF, 11/19/61
- 75 Harold Alexander, vs. ATL, 10/3/93  
 Rich Camarillo, vs. NE, 9/15/85

**PUNT RETURNS****Returns**

- 7 Mark Jones, vs. TB, 12/17/06  
 Nate Jacquet, at MIN, 11/25/01  
 Danny Reece, at TB, 12/2/79
- 6 Last: Mark Jones, at TB, 11/27/05

**Yards**

- 122 Hugh McElhenny, vs. SF, 10/19/52
- 118 Jon Arnett, at LA Rams, 11/2/58
- 116 Karl Williams, at TB, 12/21/97

**Fair catches**

- 7 Lem Barney, at DET, 11/21/76
- 5 Vai Sikahema, at PHI, 10/10/93  
 Willie Wood, at GB, 11/15/70

**Long**

- 95 Steve Odom, at GB, 11/10/74 (TD)
- 94 Hugh McElhenny, vs. SF,  
 10/19/52 (TD)
- 93 Veryl Switzer, vs. GB, 11/7/54 (TD)

**KICKOFF RETURNS****Returns**

- 7 Last: Willie Ponder, at STL, 12/11/06

**Yards**

- 202 Carver Shannon, at LA Rams,  
 10/13/63
- 184 Al Carmichael, at GB, 10/2/55
- 182 Buster Rhymes, at MIN, 9/19/85

**Long**

- †106 Al Carmichael, at GB, 10/7/56 (TD)
- 102 Mel Gray, at DET, 10/23/94 (TD)  
 Ron Jessie, at DET, 10/24/71 (TD)
- 101 Bill Jefferson, at DET, 11/23/41 (TD)

\* NFL Record

† Tied NFL Record

**BEARS LONGEST WINNING/LOSING STREAKS VERSUS ONE TEAM****BEARS LONGEST WINNING STREAKS**

Gms	Team	Years
13	Pittsburgh Pirates/Steelers	1934-49
12	Tampa Bay Buccaneers	1983-88
11	Detroit Lions	1946-51
	Philadelphia Eagles	1935-47

**BEARS LONGEST LOSING STREAKS**

Gms	Team	Years
10	Green Bay Packers	1994-98
8	Minnesota Vikings	1972-76
7	Baltimore Colts	1966-83
	Green Bay Packers	1928-30



## WON-LOST

### WINS

#### Highest winning percentage, season

†1.000 1942 (11 games) 11-0  
1934 (13 games) 13-0

.938 1985 (16 games) 15-1

.923 1926 (16 games) 12-1-3

#### Lowest winning percentage, season

.071 1969 (14 games) 1-13

.214 1973 (14 games) 3-11

.250 Last: 2002 (16 games) 4-12

#### Wins at home, season

9 1926 (11 games at Wrigley)

8 1985 (8 games at Soldier Field)

1922 (9 games at Wrigley)

1921 (9 games at Wrigley)

7 2005 (8 games at Soldier Field)

2001 (8 games at Soldier Field)

1990 (8 games at Soldier Field)

1988 (8 games at Soldier Field)

1986 (8 games at Soldier Field)

1933 (7 games at Wrigley)

#### Wins on the road, season

7 2006 (8 road games)

1986 (8 road games)

1985 (8 road games)

1934 (7 road games)

1920 (9 road games)

### CONSECUTIVE GAMES

#### Won

\*17 11/26/33-12/2/34

16 11/9/41-12/6/42

#### Without losing

24 11/9/41-11/14/43 (23-0-1)

#### Wins at home

19 11/20/32-10/20/35

#### Wins on the road

10 9/28/41-12/6/42

#### Lost

8 Last: 9/22/02-11/18/02

#### Without winning

11 11/3/29-10/5/30 (0-9-2)

#### Losses at home

8 11/23/69-11/8/70

#### Losses on the road

16 11/12/73-11/30/75

## SCORING

### POINTS

#### Most, season

456 1985 (16 games)

427 2006 (16 games)

409 1965 (14 games)

#### Fewest, season

133 1933 (13 games)

141 1982 (9 games)

145 1931 (13 games)

216 2000 (16 games)

#### Most, game

61 vs. GB, 12/7/80 (win, 61-7)

vs. SF, 12/12/65 (win, 61-20)

58 vs. BAL, 10/21/56 (win, 58-27)

57 at BAL, 11/25/62 (win, 57-0)

#### Most, first half

41 vs. SF, 10/29/06 (24, 17)

vs. WAS, 11/28/48 (20, 21)

31 vs. DET, 9/18/05 (10, 21)

vs. WAS, 9/29/85 (0, 31)

#### Most, second half

49 at PHI, 11/30/41 (21, 28)

33 vs. GB, 12/7/80 (13, 20)

#### Most, first quarter

24 vs. SF, 10/29/06

21 vs. CIN, 9/28/86

vs. CLE, 9/7/86

vs. WAS, 11/9/80

vs. Chi. Cards, 10/11/42

#### Most, second quarter

31 vs. WAS, 9/29/85

28 vs. TB, 9/26/93

vs. GB, 12/7/80

#### Most, third quarter

27 vs. Chi. Cards, 9/5/37

24 at MIN, 9/19/85

#### Most, fourth quarter

28 vs. MIN, 9/17/89

vs. PHI, 11/30/41

22 at PHI, 9/12/94

21 Last: vs. ARZ 11/30/03

#### Margin of victory

57 at BAL, 11/25/62 (57-0)

54 vs. GB, 12/7/80 (61-7)

49 at NYG, 11/14/43 (56-7)

vs. DET, 10/19/41 (49-0)

#### Margin of defeat

52 at BAL, 9/27/64 (52-0)

49 at GB, 9/30/62 (49-0)

47 at HOU, 11/6/77 (47-0)

### TOUCHDOWNS

#### Most, season

56 1941 (11 games)

54 1965 (14 games)

51 1985 (16 games)

1948 (12 games)

1947 (12 games)

**Fewest, season**

- 16 1982 (9 games)
- 1933 (13 games)
- 22 2000 (16 games)
- 1993 (16 games)

**Most, game**

- 9 vs. GB, 12/7/80
- vs. SF, 12/12/65
- 8 at WAS, 10/26/47
- at NY Giants, 11/14/43

**EXTRA POINTS MADE****Most, season**

- 52 1965 (14 games)
- 51 1985 (16 games)
- 1948 (12 games)
- 47 2006 (16 games)

**Fewest, season**

- 15 1933 (13 games)
- 1932 (14 games)
- 16 1982 (9 games)
- 20 1997 (16 games)

**Most, game**

- 8 at WAS, 10/26/47 (8 of 8)
- at NYG, 11/14/43 (8 of 8)
- 7 vs. GB, 12/7/80 (7 of 9)
- vs. SF, 12/12/65 (7 of 9)
- at Rams, 10/13/63 (7 of 7)
- 6 Last: at STL, 12/11/06 (6 of 6)

**Most, season (no misses)**

- 51 1985 (16 games)
- 47 2006 (16 games)
- 45 1995 (16 games)

**EXTRA POINTS MISSED****Most, season**

- 11 1941 (11 games)
- 1939 (11 games)
- 4 1976 (14 games) 27 of 31
- 1975 (14 games) 18 of 22
- 3 1983 (16 games) 35 of 38
- 1979 (16 games) 34 of 37
- 1978 (16 games) 26 of 29
- 1977 (14 games) 27 of 30

**Most, game**

- 3 Last: vs. CLE, 11/9/41
- 2 Last: vs. GB, 12/7/80

**FIELD GOALS MADE****Most, season**

- 32 2006 (16 games)
- 31 1985 (16 games)
- 28 1986 (16 games)

**Fewest, season**

- †0 1947 (12 games)
- 1944 (10 games)
- 8 1969 (14 games)
- 9 1982 (9 games)
- 1974 (14 games)

**Most, game**

- 5 at PHIL, 10/20/68
- vs. DET, 12/3/61
- 4 Last: at DET, 12/24/06

**FIELD GOALS ATTEMPTED****Most, season**

- 41 1986 (16 games)
- 38 1985 (16 games)
- 37 1990 (16 games)

**Fewest, season**

- 0 1944 (10 games)
- 13 1974 (14 games)
- 18 1980 (16 games)

**Most, game**

- 7 vs. GB, 11/17/63
- 6 Last: at GB, 11/8/87

**FIELD GOALS MISSED****Most, season**

- 18 1971 (14 games) 15 of 33 made
- 15 1999 (16 games) 17 of 32 made
- 1965 (14 games) 11 of 26 made
- 14 1970 (14 games) 20 of 34 made

**Fewest, season**

- 4 2006 (16 games) 32 of 36 made
- 1989 (16 games) 15 of 19 made
- 1988 (16 games) 15 of 19 made
- 1974 (16 games) 9 of 13 made
- 5 2001 (16 games) 26 of 31 made
- 1998 (16 games) 21 of 26 made
- 1997 (16 games) 21 of 26 made
- 1980 (16 games) 13 of 18 made
- 1978 (16 games) 17 of 22 made

**Most, game**

- 4 Last: vs. PHIL, 9/14/86 (2 of 6)
- 3 Last: at MIN, 10/10/99 (1 of 4)

**TWO-POINT CONVERSIONS** (since 1994)**Most, season**

- 5 1997 (16 games)
- 2 2003 (16 games)
- 1994 (16 games)

**Most, game**

- 1 Last: at NYG, 11/7/04

\* NFL Record

† Tied NFL Record



**SAFETIES****Most, season**

- 3 2004 (16 games)
- 1985 (16 games)
- 2 Last: 1986 (16 games)

**Most, game**

- 2 vs. PIT, 11/9/69
- 1 Last: vs. MIN, 12/3/06

**TIME OF POSSESSION****TIME OF POSSESSION** (since 1978)**Highest average, season**

- 35:08 1984 (16 games)
- 34:33 1985 (16 games)
- 33:38 1994 (16 games)

**Lowest average, season**

- 27:42 2002 (16 games)
- 28:20 2004 (16 games)
- 28:30 2000 (16 games)

**Highest, game**

- 48:50 vs. SD, 10/25/81 (OT)
- 45:32 vs. MIA, 9/4/88
- 44:53 at MIA, 10/27/97 (OT)

**Lowest, game**

- 18:01 at DAL, 12/27/92
- 18:57 at MIN, 10/27/02
- 19:20 at LA Rams, 1/2/94

**FIRST DOWNS****TOTAL****Most, season**

- 343 1985 (16 games)
- 340 1995 (16 games)
- 319 1987 (15 games)

**Fewest, season**

- 114 1937 (11 games)
- 115 1933 (13 games)
- 153 1982 (9 games)
- 226 1993 (16 games)

**Most, game**

- 33 vs. GB, 12/7/80
- 30 at NY Yanks, 12/9/51
- 29 vs. SF, 10/28/01
- vs. CLE, 11/4/01

**Fewest, game**

- 2 vs. GB, 12/10/33
- 4 vs. DET, 11/22/81
- 5 vs. NE, 10/14/79

**RUSHING****Most, season**

- 176 1985 (16 games)
- 166 1986 (16 games)
- 164 1984 (16 games)

**Fewest, season**

- 55 1970 (14 games)
- 56 1982 (9 games)
- 79 2002 (16 games)

**Most, game**

- 19 at GB, 10/30/77
- vs. GB, 11/6/55
- 18 vs. DET, 11/10/85
- 17 Last: vs. MIA, 9/4/88

**Fewest, game**

- 0 at JAX, 12/12/04
- at GB, 12/11/94
- at BAL, 10/5/57
- vs. Chi. Cards, 10/14/45
- 1 at DAL, 11/25/04
- at TB, 11/18/01
- at DET, 11/25/99
- at OAK, 9/26/99
- at NE, 9/21/97
- at KC, 11/17/96

**PASSING****Most, season**

- 203 1999 (16 games)
- 201 1995 (16 games)
- 188 1997 (16 games)

**Fewest, season**

- 41 1940 (11 games)
- 48 1942 (11 games)
- 54 1972 (14 games)
- 83 1982 (9 games)
- 98 1979 (16 games)

**Most, game**

- 21 vs. NYJ, 11/16/97
- at DAL, 11/18/62
- 20 vs. CLE, 11/4/01
- at STL, 12/26/99
- 18 vs. TB, 12/17/06
- vs. WAS, 11/2/97

**Fewest, game**

- 0 at GB, 9/28/41
- vs. GB, 11/7/37
- 1 vs. MIN, 12/3/06
- 2 Last: vs. GB, 12/4/05

**BY PENALTY****Most, season**

- \*42 1987 (15 games)
- 36 2006 (16 games)
- 32 1988 (16 games)
- 1963 (14 games)

**Fewest, season**

- 5 1939 (11 games)
- 7 2000 (16 games)
- 12 1977 (14 games)
- 1972 (14 games)

**Most, game**

- 9 at CLE, 11/25/51
- 7 at TB, 9/8/91
- 6 vs. MIA, 11/5/06
- at GB, 10/25/92
- vs. DET, 11/22/87

**NET YARDS**

(Rushing and passing)

**YARDS****Most, season**

- 5,837 1985 (16 games)
- 5,830 1983 (16 games)
- 5,673 1995 (16 games)

**Fewest, season**

- 2,493 1982 (9 games)
- 2,641 1937 (11 games)
- 3,129 1973 (14 games)
- 3,717 1993 (16 games)

**Most, game**

- 682 at NYG, 11/14/43
- 596 vs. Chi. Cards, 12/11/49
- 594 vs. GB, 12/7/80

**Fewest, game**

- 24 vs. DET, 11/22/81
- 66 at DEN, 12/5/71
- 75 at DET, 10/28/62

**RUSHING****ATTEMPTS****Most, season**

- 674 1984 (16 games)
- 634 1978 (16 games)
- 627 1979 (16 games)

**Fewest, season**

- 275 1982 (9 games)
- 353 1970 (14 games)
- 1954 (12 games)
- 383 2002 (16 games)

**Most, game**

- \*72 vs. Brooklyn, 10/20/35
- 63 vs. MIN, 10/20/77
- 62 vs. BUF, 10/7/79

**Fewest, game**

- 11 at PHI, 9/12/94
- 12 at MIN, 10/27/02
- at DET, 11/25/99
- 13 vs. PHI, 10/3/04
- vs. GB, 11/22/92

**YARDS****Most, season**

- 2,974 1984 (16 games)
- 2,847 1934 (13 games)
- 2,761 1985 (16 games)

**Fewest, season**

- 988 1982 (9 games)
- 1,344 2002 (16 games)
- 1,387 1999 (16 games)

**Most, game**

- 408 vs. Brooklyn, 10/20/35
- 406 vs. GB, 11/6/55
- 375 at GB, 10/30/77

**Fewest, game**

- 1 at LA Rams, 10/26/52
- 27 at GB, 12/11/94

**AVERAGE****Highest, season**

- 5.19 1934 (13 games)
- 4.75 1968 (14 games)
- 4.52 1985 (16 games)

**Lowest, season**

- 3.08 1953 (12 games)
- 3.09 1970 (14 games)
- 3.26 1994 (16 games)

**Highest, game**

- 13.75 at CIN, 9/30/34
- 6.94 at GB, 10/30/77 (54 for 375)
- 6.34 at CIN, 9/28/86 (35 for 222)

**Lowest, game**

- 0.03 at LA Rams, 10/26/52 (33 for 1)
- 1.72 vs. GB, 11/11/01 (25 for 43)
- 1.86 at DAL, 12/27/92 (15 for 28)

**TOUCHDOWNS****Most, season**

- 30 1941 (11 games)
- 27 1985 (16 games)
- 25 1988 (16 games)

**Fewest, season**

- 3 1970 (14 games)
- 1933 (13 games)
- 4 1999 (16 games)
- 5 1982 (9 games)

**Most, game**

- 6 vs. DET, 10/19/41
- 5 vs. MIA, 9/4/88
- 4 Last; at TB, 10/8/89

**FUMBLES****Most, season**

- †56 1938 (11 games)
- 40 1973 (14 games)
- 1972 (14 games)
- 37 1988 (16 games)

**Fewest, season**

- 16 1982 (9 games)
- 1963 (14 games)
- 21 2001 (16 games)
- 1994 (16 games)
- 1979 (16 games)



**Most, game**

- 8 at NYG, 12/18/77
- at Chi. Cards, 9/11/38
- 7 vs. GB, 10/21/85
- at BAL, 12/5/65

**FUMBLES LOST****Most, season**

- 26 1973 (14 games)

**Fewest, season**

- 8 2001 (16 games)
- 1982 (9 games)
- 1978 (16 games)
- 9 2003 (16 games)
- 1996 (16 games)
- 10 Last: 1994 (16 games)

**Most, game**

- 5 vs. DET, 10/4/98
- vs. DAL, 9/16/73
- 4 Last: at CAR, 12/22/02

**OWN RECOVERED****Most, season**

- \*37 1938 (11 games)
- 20 1981 (16 games)
- 19 1977 (14 games)
- 1942 (11 games)
- 2005 (16 games)

**Fewest, season**

- 5 1963 (14 games)
- 1955 (12 games)
- 6 1989 (16 games)
- 8 1998 (16 games)
- 1979 (16 games)

**Most, game**

- 7 at NYG, 12/18/77
- at Chi. Cards, 9/11/38
- 6 at GB, 11/15/81
- 5 at MIN, 10/5/75

**PASSING****ATTEMPTS****Most, season**

- 684 1999 (16 games)
- 595 1997 (16 games)
- 551 1996 (16 games)

**Fewest, season**

- 147 1937 (11 games)
- 205 1972 (14 games)
- 262 1982 (9 games)
- 352 1978 (16 games)

**Most, game**

- 65 vs NYJ, 11/16/97
- 63 at WAS, 10/31/99
- 59 at NYG, 10/23/49

**Fewest, game**

- 4 vs. DET, 10/15/67
- 7 vs. TB, 11/26/78
- 8 vs. DET, 10/19/80
- vs. BUF, 10/7/79

**COMPLETIONS****Most, season**

- 404 1999 (16 games)
- 336 1997 (16 games)
- 318 1996 (16 games)

**Fewest, season**

- 56 1937 (11 games)
- 78 1972 (14 games)
- 186 1978 (16 games)

**Most, game**

- 36 at WAS, 10/31/99
- 34 vs. MIN, 11/14/99
- at NYG, 10/23/49
- 33 vs. NYJ, 11/16/97
- at WAS, 10/25/64

**Fewest, game**

- 1 Last: at PHI, 12/10/72

**COMPLETION PERCENTAGE****Highest, season**

- 61.4 1994 (16 games) 308 of 502
- 60.2 1995 (16 games) 315 of 523
- 59.7 2001 (16 games) 315 of 528

**Lowest, season**

- 29.7 1934 (13 games) 57 of 192
- 38.0 1972 (14 games) 78 of 205
- 44.2 1976 (14 games) 123 of 278
- 44.9 1973 (14 games) 136 of 303
- 45.4 1981 (16 games) 222 of 469

**Highest, game (10+)**

- 83.3 vs. GB, 12/7/80 (20 of 24)
- 81.5 vs. NYJ, 12/15/02 (22 of 27)
- vs. NE, 12/10/00 (22 of 27)
- 78.1 vs. SF, 10/29/06 (25 of 32)

**Lowest, game (10+)**

- 11.7 vs. DEN, 12/12/76 (2 of 17)
- 16.7 vs. GB, 12/31/06 (2 of 12)
- 21.7 vs. KC, 12/29/90 (5 of 23)

**NET YARDS** (Gross yards minus sack yards)**Most, season**

- 4,136 1999 (16 games)
- 3,743 1995 (16 games)
- 3,281 2006 (16 games)

**Fewest, season**

- 955 1934 (13 games)
- 1,108 1972 (14 games)
- 1,505 1982 (9 games)
- 1,933 1978 (16 games)

**Most, game**

488 at NYG, 11/14/43

468 vs. Chi. Cards, 12/11/49

**Fewest, game**

-20 vs. DET, 11/22/81

-16 at HOU, 11/6/77

**TIMES SACKED****Most, season**

66 2004 (16 games)

55 1969 (14 games)

52 1983 (16 games)

**Fewest, season**

15 1995 (16 games)

17 2001 (16 games)

20 1963 (14 games)

**Most, game**

9 vs. GB, 1/2/05

vs. MIN, 10/25/93

at DEN, 12/5/71

at MIN, 11/2/69

**YARDS LOST****Most, season**

449 2004 (16 games)

439 1969 (14 games)

395 1973 (14 games)

392 1971 (14 games)

359 1974 (14 games)

358 1983 (16 games)

**Fewest, season**

95 1995 (16 games)

109 1947 (12 games)

120 2001 (16 games)

**Most, game**

78 at MIN, 11/2/69

70 at DEN, 12/5/71

**TOUCHDOWN PASSES****Most, season**

29 1995 (16 games)

1947 (12 games)

28 1943 (11 games)

26 1949 (12 games)

**Fewest, season**

5 1950 (12 games)

6 1973 (14 games)

7 1993 (16 games)

1978 (16 games)

**Most, game**

†7 at NYG, 11/14/43

4 Last: vs. DET, 9/17/06

**HAD INTERCEPTED****Most, season**

35 1954 (12 games)

1947 (12 games)

28 1978 (16 games)

**Fewest, season**

10 1995 (16 games)

11 1982 (9 games)

1941 (11 games)

**Most, game**

8 at DET, 9/22/68

7 at CLE, 12/22/60

at BAL, 10/2/60

vs. LA Rams, 10/9/49

**Returned for TD, season**

\*6 1992 (16 games)

**INTERCEPTION PERCENTAGE****Highest, season**

14.95 1942 (11 games)

7.95 1978 (16 games) 28 int., 352 att.

**Lowest, season**

1.91 1995 (16 games) 10 int, 523 att.

2.63 1998 (16 games) 13 int, 494 att.

2.79 1990 (16 games) 12 int, 430 att.

**PUNTING****PUNTS****Most, season**

114 1981 (16 games)

110 2004 (16 games)

100 1976 (14 games)

**Fewest, season**

32 1941 (11 games)

38 1947 (12 games)

58 1995 (16 games)

1965 (14 games)

**Most, game**

17 vs. GB, 10/22/33

14 vs. GB, 12/10/33

12 vs. NO, 10/5/97

**Fewest, game**

0 vs. DET, 10/1/72

at NYG, 11/28/65

vs. GB, 11/6/55

**GROSS AVERAGE****Highest, season**

46.5 1963 (14 games)

45.5 1964 (14 games)

44.8 1996 (16 games)

**Lowest, season**

35.7 1945 (10 games)

36.2 1983 (16 games)

36.9 1976 (14 games)

\* NFL Record

† Tied NFL Record



**Highest, game (4+ punts)**

- 57.3 vs. LA Rams, 11/16/52
- 54.6 vs. GB, 10/21/85
- 54.0 at TB, 10/6/85
- 53.6 at DET, 11/27/97

**Lowest, game (4+)**

- 22.1 at MIN, 10/10/76
- 25.0 at Card-Pitt, 12/3/44
- 26.4 vs. GB, 10/21/74

**PUNT RETURNS****RETURNS****Most, season**

- 64 1984 (16 games)
- 60 1950 (12 games)
- 57 1986 (16 games)

**Fewest, season**

- 19 1968 (14 games)
- 22 1967 (14 games)
- 23 1992 (16 games)

**Most, game**

- 11 vs. Chi. Cards, 10/8/50
- 8 vs. NE, 9/16/85
- at DET, 12/16/84

**YARDS****Most, season**

- 781 1948 (12 games)
- 607 2006 (16 games)
- 561 1984 (16 games)

**Fewest, season**

- 81 1968 (14 games)
- 97 1966 (14 games)
- 142 1982 (9 games)
- 176 1992 (16 games)

**Most, game**

- 152 at ARZ 10/16/06
- 151 vs. Chi. Cards, 10/12/41
- 134 vs. NYG, 9/14/87
- vs. SF, 12/12/65

**Fewest, game**

- 6 vs. MIN, 12/19/65
- 5 vs. DAL, 11/24/68
- vs. GB, 10/16/66

**AVERAGE****Highest, season**

- 20.2 1941 (11 games)
- 12.1 2006 (16 games)
- 11.8 2003 (16 games)

**Lowest, season**

- 3.4 1957 (12 games)
- 3.9 1966 (14 games)
- 6.7 1989 (16 games)

**TOUCHDOWNS****Most, season**

- 3 2006 (16 games)
- 2 1987 (15 games)
- 1941 (11 games)

**Most, game**

- 1 Last: vs. MIN, 12/3/06

**FAIR CATCHES****Most, season**

- 28 1967 (14 games)

**Fewest, season**

- 3 1975 (14 games)

**Most, game**

- 6 vs. MIN, 9/15/96
- vs. MIN, 12/10/67
- at StL Cards, 10/31/66
- 5 Last: vs. GB, 12/3/00

**KICK RETURNS****RETURNS****Most, season**

- 83 2002 (16 games)
- 79 1997 (16 games)
- 74 2004 (16 games)
- 1975 (14 games)

**Fewest, season**

- 20 1942 (11 games)
- 26 1963 (14 games)
- 34 1982 (9 games)
- 43 1985 (16 games)

**Most, game**

- 10 at Chi. Cards, 11/27/55
- 9 at SF, 9/7/03
- at GB, 12/11/94
- at SF, 12/23/91
- 8 Last: vs. IND, 11/21/04

**Fewest, game**

- 0 Last: at TB, 11/6/94

**YARDS****Most, season**

- 1,762 2002 (16 games)
- 1,738 2003 (16 games)
- 1,696 1997 (16 games)

**Fewest, season**

- 424 1963 (14 games)
- 632 1982 (9 games)
- 879 1990 (16 games)

**Most, game**

- 304 vs. GB, 11/9/52
- 251 at PIT, 9/17/67
- 226 at ATL, 10/14/73

**Fewest, game**

- 0 Last: at TB, 11/6/94

## AVERAGE

### Highest, season

- \*29.4 1972 (14 games)
- 27.9 1966 (14 games)
- 25.3 1985 (16 games)

### Lowest, season

- 16.3 1990 (16 games)
- 1963 (14 games)
- 16.4 1983 (16 games)

## TOUCHDOWNS

### Most, season

- †4 1970 (14 games)
- 3 1967 (14 games)
- 2 Last: 2006 (16 games)

### Most, game

- †2 at STL, 12/11/06
- vs. GB, 11/9/52
- at GB, 9/22/40

## PENALTIES

### PENALTIES

#### Most, season

- 124 2004 (16 games)
- 122 1948 (12 games)
- 121 1981 (16 games)

#### Fewest, season

- 57 1955 (12 games)
- 58 1982 (9 games)
- 63 2001 (16 games)

#### Most, game

- †22 at PHI, 11/26/44
- 17 at OAK, 9/26/99
- 16 at TB, 10/21/84
- at DEN, 10/16/78
- at BAL, 12/5/65

### Fewest, game

- †0 vs. PHI, 12/24/95
- at STL, 9/24/95
- at DET, 11/28/91
- vs. MIN, 10/23/72
- at CLE, 10/9/38
- 1 Last: at PIT, 12/11/05

## YARDS PENALIZED

### Most, season

- 1,194 1968 (14 games)
- 1,005 1981 (16 games)
- 984 1976 (14 games)

### Fewest, season

- 422 1982 (9 games)
- 498 1955 (12 games)
- 503 1994 (16 games)

### Most, game

- 170 at PHI, 11/26/44
- 147 at DEN, 10/16/78
- vs. WAS, 10/3/67
- 144 vs. LA Rams, 10/10/77

### Fewest, game

- †0 vs. PHI, 12/24/95
- at STL, 9/24/95
- at DET, 11/28/91
- vs. MIN, 10/23/72
- at CLE, 10/9/38
- 5 Last: at PIT, 12/11/05

\* NFL Record

† Tied NFL Record

## CLUB 650

Chicago defeated Detroit, 24-16, on Oct. 26, 2003, making the Bears the first NFL franchise to earn 650 overall victories. Since that win, the Bears have amassed 34 additional wins and currently have a combined regular season and playoff record of 686-499-42 (.576). The Bears all-time regular season record is currently 670-488-32, leading Green Bay (624-500-36), the only other member of the 600-win club, by 46 victories. The following are the NFL's all-time winningest teams: Bears (670 wins), Packers (624), New York Giants (596), Washington Redskins (520), Pittsburgh Steelers (503), St. Louis Rams (498), Detroit Lions (481), Philadelphia Eagles (471), Arizona Cardinals (456), San Francisco 49ers (445) and the Cleveland Browns (414).



## SCORING

## POINTS ALLOWED

## Most, season

- 421 1997 (16 games)
- 379 2002 (16 games)
- 1975 (14 games)
- 1964 (14 games)
- 377 1989 (16 games)

## Fewest, season

- 21 1920 (13 games)
- 35 1923 (12 games)
- \*44 1932 (14 games) \*Since 1932
- 1922 (12 games)
- 187 1986 (16 games)
- 198 1985 (16 games)
- 202 2005 (16 games)

## Most, game

- 55 at DET, 11/27/97
- 53 at Chi. Cards, 11/27/55
- 52 at SF, 12/23/91
- at SF, 9/19/65
- at BAL, 9/27/64

## Most, first half

- 34 at BAL, 10/4/58 (27, 7)
- 33 at SF, 9/7/03 (10, 23)
- 31 at WAS, 10/31/99 (14, 17)
- at TB, 12/22/96 (7, 24)
- at MIA, 12/2/85 (10, 21)

## Most, second half

- 38 at DET, 11/27/97 (17, 21)
- 35 at GB, 9/30/62 (21, 14)
- 32 vs. MIN, 9/18/94 (18, 14)

## Most, first quarter

- 27 at BAL, 10/4/58
- 20 at TB, 10/25/87

## Most, second quarter

- 31 at MIA, 12/2/85
- 24 at TB, 12/22/96
- at SF, 9/19/65
- 23 at SF, 9/7/03

## Most, third quarter

- 24 at DAL, 12/27/92
- 21 Last: at SEA, 9/23/84

## Most, fourth quarter

- 28 at SF, 12/23/91
- vs. GB, 11/6/55
- at LA Rams, 10/26/52
- 21 Last: vs. TB, 12/17/06

## TOUCHDOWNS ALLOWED

## Most, season

- 50 1997 (16 games)
- 48 1975 (14 games)
- 47 1964 (14 games)
- 43 2000 (16 games)
- 1992 (16 games)
- 1989 (16 games)

## Fewest, season

- †6 1932 (14 games)
- 18 1963 (14 games)
- 20 2005 (16 games)
- 1986 (16 games)
- 1982 (9 games)

## Most, game

- 7 Last: at DET, 11/27/97
- 6 Last: at WAS, 10/31/99

## EXTRA POINTS ALLOWED

## Most, season

- 47 1975 (14 games) 47 of 48
- 46 1964 (14 games) 46 of 47
- 45 1997 (16 games) 45 of 45

## Fewest, season

- 4 1932 (14 games)
- 18 1982 (9 games) 18 of 20
- 1963 (14 games) 18 of 18
- 19 2005 (16 games) 19 of 20
- 2001 (16 games) 19 of 20
- 1986 (16 games) 19 of 20

## Most, game

- 7 at DET, 11/27/97
- at SF, 12/23/91
- at SF, 9/19/65
- at BAL, 9/27/64
- at GB, 9/30/62
- 6 Last: at WAS, 10/31/99

## OPP.'S EXTRA POINTS MISSED

## Most, season

- 6 1955 (12 games)
- 4 1978 (16 games) 28 of 32
- 1974 (14 games) 29 of 33
- 1970 (14 games) 27 of 31
- 3 Last: 1990 (16 games) 28 of 31

## Most, game

- 3 vs. CLE, 11/24/40
- 2 Last: at TB, 10/22/79

## FIELD GOALS MADE ALLOWED

## Most, season

- 37 2002 (16 games)
- 31 2003 (16 games)
- 30 1994 (16 games)

## Fewest, season

- †0 1942 (11 games)
- 1932 (14 games)
- 10 1967 (14 games)
- 12 1982 (9 games)
- 12 1979 (16 games)

\* NFL Record

† Tied NFL Record

**Most, game**

- 5 vs. OAK, 10/5/03  
at SF, 9/7/03  
vs. TB, 12/29/02  
at MIN, 10/10/99  
vs. KC, 12/29/90  
vs. MIN, 9/23/73  
vs. WAS, 11/14/71

**FIELD GOAL ATTEMPTS ALLOWED****Most, season**

- 44 2002 (16 games)
- 41 1994 (16 games)  
1971 (14 games)
- 39 1973 (14 games)
- 38 2003 (16 games)

**Fewest, season**

- 2 1942 (11 games)
- 17 1985 (16 games)  
1982 (9 games)  
1963 (14 games)

**Most, game**

- 7 vs. DAL, 11/24/68
- 6 Last: vs. PHI, 10/3/04
- 5 Last: at ARZ, 10/16/06

**OPP. FIELD GOALS MISSED****Most, season**

- 18 1968 (14 games) 13 of 31
- 15 1971 (14 games) 24 of 39
- 14 1967 (14 games) 10 of 24
- 13 1987 (16 games) 18 of 31  
1980 (16 games) 14 of 27

**Fewest, season**

- 3 1978 (16 games) 16 of 19

**Most, game**

- 5 vs. DAL, 11/24/68 (2 of 7)
- 4 vs. ATL, 9/26/76 (1 of 5)  
at NO, 10/7/73 (0 for 4)
- 3 Last: vs. GB, 10/7/02 (2 of 5)

**OPPONENTS' SAFETIES AGAINST****Most, season**

- 2 Last: 1988 (16 games)

**Most, game**

- 1 Last: at JAX, 12/12/04

**FIRST DOWNS****TOTAL ALLOWED****Most, season**

- 332 1989 (16 games)
- 328 2002 (16 games)
- 316 1995 (16 games)

**Fewest, season**

- 98 1942 (11 games)
- 166 1982 (9 games)
- 219 1984 (16 games)

**Most, game**

- 35 at WAS, 11/26/89
- 31 vs. IND, 11/21/04  
at CLE, 11/3/80

**Fewest, game**

- 3 at DET, 11/23/41  
at CLE, 10/9/38
- 5 at GB, 10/17/91
- 6 Last: vs. SEA, 9/9/90

**RUSHING ALLOWED****Most, season**

- 138 1973 (14 games)
- 128 1978 (16 games)
- 124 1977 (14 games)

**Fewest, season**

- \*35 1942 (11 games)
- 53 1982 (9 games)
- 67 1986 (16 games)

**Most, game**

- 19 vs. DEN, 12/12/76  
at MIN, 10/17/65
- 17 vs. LA Rams, 12/2/73
- 15 vs. IND, 11/21/04  
vs. MIN, 9/15/94

**Fewest, game**

- †0 vs. DET, 11/20/94  
vs. BUF, 10/2/88  
at TB, 10/6/85  
at DET, 10/28/45  
at Chi. Cards, 12/6/42  
at CLE, 10/10/37

**PASSING ALLOWED****Most, season**

- 212 1995 (16 games)
- 196 1999 (16 games)
- 191 2001 (16 games)  
1989 (16 games)

**Fewest, season**

- \*33 1943 (10 games)
- 90 1973 (14 games)
- 96 1963 (14 games)
- 122 1984 (16 games)

**Most, game**

- 23 at SF, 12/17/00
- 22 at MIN, 9/19/85
- 21 at TB, 11/18/01  
at WAS, 11/26/89  
at LA Rams, 12/26/82

**Fewest, game**

- †0 Last: vs. ATL, 11/24/85



**BY PENALTY****Most, season**

36	1968 (14 games)
33	2002 (16 games)
30	1988 (16 games)
29	2003 (16 games)

**Fewest, season**

10	1953 (12 games)
11	1982 (9 games)
	1977 (14 games)
12	1994 (16 games)

**Most, game**

7	at PHI, 11/26/44
5	vs. WAS, 9/15/68
4	Last: at GB, 12/25/05

**NET YARDS****YARDS ALLOWED** (Rushing & passing)**Most, season**

5,729	1989 (16 games)
5,704	1999 (16 games)
5,606	2002 (16 games)

**Fewest, season**

1,703	1942 (11 games)
2,846	1982 (9 games)
3,176	1963 (14 games)
3,869	1984 (16 games)

**Most, game**

583	at LA Rams, 12/26/82
557	at LA Rams, 10/24/54
550	at CLE, 11/25/61

**Fewest, game**

33	vs. PHI, 10/25/42
54	at PIT, 10/2/39
86	vs. PIT, 11/9/69
88	vs. LA Rams, 11/10/63
92	vs. TB, 11/26/78

**RUSHING****ATTEMPTS ALLOWED****Most, season**

564	1978 (16 games)
563	1973 (14 games)
547	1975 (14 games)

**Fewest, season**

260	1982 (9 games)
294	1942 (11 games)
358	1964 (14 games)
359	1985 (16 games)

**Most, game**

59	vs. DEN, 12/12/76
55	at DAL, 10/24/76
54	at NE, 10/30/88

**Fewest, game**

10	vs. ATL, 9/27/92
	vs. BUF, 10/2/88
	vs. MIA, 9/4/88
11	vs. GB, 11/27/88
12	vs. DET, 11/22/87

**YARDS ALLOWED****Most, season**

2,509	1973 (14 games)
2,174	1978 (16 games)
2,157	1977 (14 games)

**Fewest, season**

*519	1942 (11 games)
897	1982 (9 games)
1,313	2001 (16 games)

**Most, game**

393	at DET, 11/26/36
356	vs. DEN, 12/12/76
304	at MIN, 10/17/65

**Fewest, game**

-36	vs. PHI, 11/19/39
-17	at Chi. Cards, 12/6/42
0	vs. BUF, 10/2/88
11	at MIN, 10/28/96

**AVERAGE ALLOWED****Highest, season**

5.28	1955 (12 games)
4.45	1994 (16 games)
4.44	1973 (14 games)

**Lowest, season**

1.77	1942 (11 games)
3.17	1970 (14 games)
3.32	1974 (14 games)
3.41	1988 (16 games)

**Highest, game**

9.52	at DEN, 11/23/03 (21 for 200 yards)
9.11	at NYJ 9/25/94 (18 for 164 yards)
8.30	at MIN, 10/10/99 (20 for 166 yards)
8.03	at CLE, 11/25/51 (N/A)

**Lowest, game**

-0.89	at Chi. Cards, 12/6/42 (N/A)
0.00	vs. BUF, 10/2/88 (10 for 0 yards)
0.80	at MIN, 10/28/96 (14 for 11 yards)
0.85	at DET, 11/9/03 (20 for 17 yards)

**TOUCHDOWNS ALLOWED****Most, season**

25	1975 (14 games)
21	1989 (16 games)
20	1964 (14 games)

\* NFL Record

† Tied NFL Record

**Fewest, season**

- 3 1942 (11 games)
- 1932 (14 games)
- 4 1986 (16 games)
- 1982 (9 games)
- 5 1988 (16 games)
- 1987 (15 games)

**Most, game**

- 6 at Chi. Cards, 11/28/29
- 5 vs. GB, 11/4/62
- at GB, 9/30/62
- 4 Last: at DET, 11/27/97

**PASSING****ATTEMPTS ALLOWED****Most, season**

- 602 2001 (16 games)
- 595 1995 (16 games)
- 583 1999 (16 games)

**Fewest, season**

- 187 1933 (13 games)
- 294 1982 (9 games)
- 296 1969 (14 games)
- 435 1984 (16 games)

**Most, game**

- 62 vs. PHI, 10/2/89
- 58 vs. GB, 12/4/05
- 57 at TB, 11/18/01
- at DET, 10/9/88

**Fewest, game**

- 3 at DET, 11/28/35
- vs. NYG, 11/17/35
- 9 vs. ATL, 9/17/72
- 10 vs. GB, 11/12/72

**COMPLETIONS ALLOWED****Most, season**

- 374 1995 (16 games)
- 355 2001 (16 games)
- 354 1999 (16 games)

**Fewest, season**

- 59 1935 (12 games)
- 150 1969 (14 games)
- 164 1982 (9 games)
- 197 1984 (16 games)

**Most, game**

- 41 at TB, 11/18/01
- 36 vs. NE, 11/20/02
- at SF, 12/17/00
- vs. GB, 12/5/93
- 34 at STL, 12/11/06
- vs. PIT, 11/5/95

**Fewest, game**

- † at GB, 9/25/49
- at Boston, 11/5/33
- vs. Chi. Cards, 10/15/33
- 1 vs. SF, 11/13/05
- 3 vs. ATL, 11/24/85
- vs. GB, 12/16/73
- at GB, 11/4/73

**OPPONENTS' COMPLETION PCT.****Highest, season**

- 64.0 1998 (16 games)
- 62.9 1995 (16 games)
- 62.6 2000 (16 games)

**Lowest, season**

- 30.4 1935 (12 games)
- 42.6 1967 (14 games)
- 44.4 1981 (16 games)

**Highest, game (10+ attempts)**

- 86.7 at BAL, 9/27/64
- 85.0 at ATL, 10/14/73
- 81.8 at SF, 12/17/00

**Lowest, game (10+)**

- 0.0 at GB, 9/25/49
- 7.7 vs. SF, 11/13/05
- 17.4 vs. ATL, 11/24/85
- at DET, 11/5/67

**NET YARDS ALLOWED****Most, season**

- 4,240 1995 (16 games)
- 4,041 2002 (16 games)
- 3,832 1989 (16 games)

**Fewest, season**

- 691 1933 (13 games)
- 1,674 1973 (14 games)
- 1,765 1963 (14 games)
- 2,492 1984 (16 games)

**Most, game**

- 506 at LA Rams, 12/26/82
- 411 at MIN, 9/19/85
- 395 at TB, 11/18/01

**Fewest, game**

- 22 vs. ATL, 11/24/85
- 12 at GB, 11/4/73
- 7 vs. TB, 11/26/78

**SACKS (since 1972)****Most, season**

- 72 1984 (16 games)
- 70 1987 (15 games)
- 64 1985 (16 games)

\* NFL Record

† Tied NFL Record



**Fewest, season**

- 18 2003 (16 games)
- 23 1972 (14 games)
- 24 1974 (14 games)
- 28 1998 (16 games)
- 1994 (16 games)

**Most, game**

- 12 at DET, 12/16/84
- 11 at PHI, 10/4/87
- vs. MIN, 10/28/84
- 9 Last: at LA Raiders, 12/27/87

**YARDS LOST****Most, season**

- 583 1984 (16 games)
- 503 1986 (16 games)
- 484 1987 (15 games)

**Fewest, season**

- 105 2003 (16 games)
- 154 1953 (12 games)
- 163 1972 (14 games)
- 173 2004 (16 games)
- 1974 (14 games)

**Most, game**

- 114 vs. MIN, 12/17/61
- 107 vs. DET, 11/20/60
- 101 vs. MIN, 10/28/84

**TD PASSES ALLOWED****Most, season**

- 27 1998 (16 games)
- 1995 (16 games)
- 1964 (14 games)
- 1961 (14 games)
- 25 2000 (16 games)
- 1997 (16 games)
- 1968 (14 games)

**Fewest, season**

- 2 1934 (13 games)
- 3 1936 (12 games)
- 1932 (14 games)
- 7 1977 (14 games)
- 10 2005 (16 games)
- 1982 (9 games)

**Most, game**

- 5 at GB, 11/12/95
- at MIN, 11/28/82
- at PIT, 9/28/80
- vs. SF, 11/19/72
- 4 Last: vs. IND, 11/21/04

\* NFL Record

† Tied NFL Record

**TURNOVERS****TAKEAWAYS****Most, season**

- 58 1947 (12 games)
- 54 1985 (16 games)
- 51 1963 (14 games)

**Fewest, season**

- 20 2003 (16 games); 15 INTs, 5 FRs
- 2000 (16 games); 11 INTs, 9 FRs
- 1982 (9 games); 13 INTs, 7 FRs
- 22 1994 (16 games); 12 INTs, 10 FRs

**Most, game**

- †12 at DET, 11/22/42 (7 int, 5 fum)
- 9 vs. StL Cards, 11/19/67 (7 int, 2 fum)
- 8 vs. TB, 9/2/84 (6 int, 2 fum)
- at GB, 9/24/67 (5 int, 3 fum)
- vs. PHI, 10/27/63 (4 int, 4 fum)
- at LA Rams, 10/13/63 (6 int, 2 fum)

**FUMBLES****OPPONENTS' FUMBLES****Most, season**

- 44 1952 (12 games)
- 38 1990 (16 games)
- 37 1987 (15 games)
- 1983 (16 games)
- 1976 (14 games)
- 1972 (14 games)

**Fewest, season**

- 13 1960 (12 games)
- 17 1988 (16 games)
- 19 2003 (16 games)

**Most, game**

- 7 at GB, 9/16/90
- vs. GB, 12/18/83
- at LA Rams, 9/16/66
- at LA Rams, 11/15/64
- 5 Last: at TB, 11/18/01

**OPPONENTS' FUMBLES LOST****Most, season**

- 26 1952 (12 games)
- 24 1965 (14 games)
- 1962 (14 games)
- 23 1976 (14 games)
- 1971 (14 games)
- 22 1981 (16 games)
- 1966 (14 games)

**Fewest, season**

- 5 2003 (16 games)
- 6 1945 (10 games)
- 1943 (10 games)
- 7 1982 (9 games)

**Most, game**

- 5 at OAK, 9/26/99
- at KC, 11/8/81
- at DEN, 9/30/73
- 4 Last: at DET, 12/22/85

**TOUCHDOWNS ON FUMBLES****Most, season**

- 5 1942 (11 games)
- 2 Last: 2006 (16 games)

**Most, game**

- 2 at ARZ, 10/16/06
- vs. WAS, 11/28/48
- 1 Last: at GB, 9/19/04

**INTERCEPTIONS****INTERCEPTIONS****Most, season**

- 37 1935 (12 games)
- 36 1963 (14 games)
- 34 1985 (16 games)

**Fewest, season**

- 9 2002 (16 games)
- 10 1964 (14 games)
- 1960 (12 games)
- 11 2000 (16 games)

**Most, game**

- 7 vs. StL. Cards, 11/19/67
- at Chi. Cards, 12/5/54
- at DET, 11/22/42
- at GB, 9/22/40
- 6 vs. TB, 9/2/84
- at LA Rams, 10/13/63

**YARDS RETURNED****Most, season**

- 585 1941 (11 games)
- 546 2004 (16 games)
- 537 1963 (14 games)
- 524 2005 (16 games)

**Fewest, season**

- 60 1997 (16 games)
- 69 1987 (15 games)
- 99 1982 (9 games)

**Most, game**

- 149 vs. LA Rams, 10/11/64
- 140 vs. GB, 12/4/05

**TOUCHDOWNS****Most, season**

- 5 2004 (16 games)
- 4 Last: 2005 (16 games)
- 3 Last: 2001 (16 games)

**Most, game**

- 2 Last: vs. GB, 12/5/93

**PUNTING****PUNTS ALLOWED****Most, season**

- 100 2006 (16 games)
- 1986 (16 games)
- 1984 (16 games)
- 99 1983 (16 games)
- 98 1981 (16 games)

**Fewest, season**

- 42 1945 (10 games)
- 49 1982 (9 games)
- 62 1995 (16 games)
- 1972 (14 games)
- 1964 (14 games)

**Most, game**

- 16 vs. Chi. Cards, 11/30/33
- 15 vs. NYG, 11/17/35
- 11 vs. TB, 12/17/07
- at CAR, 12/22/02
- vs. NE, 9/16/85
- at CLE, 10/15/72

**Fewest, game**

- †0 vs. GB, 12/17/89
- at MIA, 9/23/79
- at GB, 9/24/67
- at DET, 12/2/56

**GROSS AVERAGE ALLOWED****Highest, season**

- 46.6 1964 (14 games)
- 43.5 1997 (16 games)
- 43.3 1963 (14 games)

**Lowest, season**

- 35.4 1978 (16 games)
- 36.3 1976 (14 games)
- 37.1 1995 (16 games)

**Highest, game (4+ punts)**

- 61.8 vs. DET, 11/24/46
- 55.3 at DAL, 9/28/97
- 54.5 at SF, 11/19/61

**Lowest, game (4+)**

- 23.6 vs. ATL, 11/19/78
- 25.5 at PIT, 11/30/58
- 26.0 vs. DEN, 12/12/76

**PUNT RETURNS****RETURNS ALLOWED****Most, season**

- 66 1981 (16 games)
- 58 1974 (14 games)
- 57 2004 (16 games)



**Fewest, season**

- 20 1941 (11 games)
- 22 1993 (16 games)
- 1965 (14 games)
- 24 1986 (14 games)
- 1972 (14 games)

**Most, game**

- 9 at Chi. Cards, 11/29/59
- 8 vs. WAS, 10/11/81
- at ATL, 10/13/74
- 7 Last: vs. TB, 12/17/06

**YARDS ALLOWED****Most, season**

- 727 1997 (16 games)
- 633 1974 (14 games)
- 594 1981 (16 games)

**Fewest, season**

- 106 1969 (14 games)
- 110 1972 (14 games)
- 115 1993 (16 games)

**Most, game**

- 147 vs. GB, 11/8/59
- 117 at ATL, 10/13/74
- 116 at TB, 12/21/97

**AVERAGE RETURN ALLOWED****Highest, season**

- 17.0 1941 (11 games)
- 14.0 1997 (16 games)
- 13.0 1987 (15 games)

**Lowest, season**

- 3.8 1969 (14 games)
- 4.1 1967 (14 games)
- 5.2 1993 (16 games)

**TOUCHDOWNS ALLOWED****Most, season**

- 2 1997 (16 games)
- 1996 (16 games)
- 1954 (12 games)
- 1952 (12 games)
- 1947 (12 games)
- 1941 (11 games)
- 1933 (13 games)

**Most, game**

- 1 Last: vs. GB, 12/25/05

**FAIR CATCHES FORCED****Most, season**

- 38 1993 (16 games)
- 33 2000 (16 games)
- 26 1973 (14 games)
- 1972 (14 games)

**Fewest, season**

- 5 1989 (16 games)
- 6 1990 (16 games)
- 7 1987 (15 games)
- 1982 (9 games)
- 1980 (16 games)

**Most, game**

- 7 vs. DET, 11/21/76
- 6 at GB, 12/16/73

**KICKOFF RETURNS****RETURNS ALLOWED****Most, season**

- 83 2006 (16 games)
- 78 1985 (16 games)
- 73 1990 (16 games)

**Fewest, season**

- 30 1982 (9 games)
- 32 1971 (14 games)
- 44 1981 (16 games)

**Most, game**

- 10 at DET, 9/24/89
- 9 vs. TB, 9/25/93
- vs. GB, 12/7/80
- vs. BAL, 10/21/56
- at Boston, 11/21/48
- 8 Last: at TB, 10/21/84

**Fewest, game**

- †0 Last: vs. NO, 9/19/82

**YARDS ALLOWED****Most, season**

- 1,827 1985 (16 games)
- 1,730 2006 (16 games)
- 1,583 1965 (14 games)

**Fewest, season**

- 435 1940 (11 games)
- 537 1982 (9 games)
- 700 1974 (14 games)
- 1945 (10 games)
- 918 1993 (16 games)

**Most, game**

- 275 at DET, 9/24/89
- 254 at LA Rams, 10/13/63
- 234 vs. GB, 12/7/80

**Fewest, game**

- †0 Last: vs. MIN, 9/18/94

**AVERAGE ALLOWED****Highest, season**

- 27.8 1960 (12 games)
- 25.6 1971 (14 games)
- 24.7 1973 (14 games)

## Lowest, season

16.0	1946 (11 games)
16.6	1999 (16 games)
17.3	1993 (16 games)

## TOUCHDOWNS ALLOWED

## Most, season

1	Last: 2003
---	------------

## Most, game

1	Last: vs. DET, 10/26/03
---	-------------------------

## PENALTIES

## OPPONENTS' PENALTIES

## Most, season

132	2006 (16 games)
129	1980 (16 games)
120	2004 (16 games)
	1987 (15 games)

## Fewest, season

34	1942 (11 games)
43	1941 (11 games)
52	1982 (9 games)
66	1969 (14 games)
78	2000 (16 games)

\* NFL Record

† Tied NFL Record

## Most, game

21	at CLE, 11/25/51
16	at GB, 11/8/87
15	at TB, 10/21/84
	at DET, 9/22/68

## Fewest, game

†0	Last: vs. DEN, 12/18/93
1	Last: vs. TB, 11/19/00

## OPPONENTS' YARDS PENALIZED

## Most, season

1,109	1980 (16 games)
1,103	1987 (15 games)
1,084	2006 (16 games)

## Fewest, season

110	1937 (11 games)
451	1982 (9 games)
611	1965 (14 games)
645	1994 (16 games)

## Most, game

209	at CLE, 11/25/51
149	vs. NO, 10/8/00
147	at DET, 9/22/68

## Fewest, game

†0	Last: vs. DEN, 12/18/93
5	Last: vs. LA Rams, 12/18/94

## AIR MILES

Planning to follow the Bears on the road? The following is a list of the round-trip air miles between Chicago's O'Hare Airport and the rest of the NFL cities:

Akron/Canton (Hall of Fame game).....	648
Arizona Cardinals (Phoenix).....	2,880
Atlanta Falcons.....	1,212
Baltimore Ravens.....	1,242
Buffalo Bills.....	946
Carolina Panthers (Charlotte).....	1,198
Champaign, Ill.*.....	240
Cincinnati Bengals.....	528
Cleveland Browns.....	632
Dallas Cowboys.....	1,608
Denver Broncos.....	1,802
<b>Detroit Lions.....</b>	<b>470</b>
<b>Green Bay Packers.....</b>	<b>322</b>
<b>Houston Texans.....</b>	<b>1,850</b>
<b>Indianapolis Colts.....</b>	<b>354</b>
Jacksonville Jaguars.....	1,730
Kansas City Chiefs.....	806
Miami Dolphins (Ft. Lauderdale).....	2,364
<b>Minnesota Vikings (Minneapolis).....</b>	<b>668</b>
New England Patriots (Boston).....	1,734
New Orleans Saints.....	1,674
New York Giants (Newark).....	1,438
New York Jets (Newark).....	1,438
<b>Oakland Raiders.....</b>	<b>3,670</b>
<b>Philadelphia Eagles.....</b>	<b>1,356</b>

Pittsburgh Steelers.....	824
<b>San Diego Chargers.....</b>	<b>3,446</b>
San Francisco 49ers.....	3,692
<b>Seattle Seahawks.....</b>	<b>3,442</b>
St. Louis Rams.....	516
Tampa Bay Buccaneers.....	2,024
Tennessee Titans (Nashville).....	818
<b>Washington Redskins.....</b>	<b>1,224</b>
<b>This year's total.....</b>	<b>16,802</b>
2006 total.....	13,790
2005 total.....	9,356
2004 total.....	10,226
2003 total.....	16,890
2002 total*.....	12,763
2001 total.....	9,314
2000 total.....	12,560
1999 total.....	13,796
1998 total.....	12,140
1997 total.....	13,016
1996 total.....	11,862
1995 total.....	8,682

Totals include pre-season; the 1997 total does not include the pre-season game in Dublin, Ireland. Dublin is 8,466 round-trip air miles from O'Hare.

\*2002 total includes nine flights to Champaign for home games.



## SERVICE

### Games

- 13 Mark Bortz, 1983-94
- 12 Kevin Butler, 1985-95
- Dennis Gentry, 1982-91
- Dan Hampton, 1979-90
- Jay Hilgenberg, 1981-91
- Steve McMichael, 1981-93
- Ron Rivera, 1984-92
- Mike Singletary, 1981-92
- Keith Van Horne, 1981-93
- 11 Jim Covert, 1983-90

### Starts

- 12 Mark Bortz, 1983-94
- Jay Hilgenberg, 1981-91
- Mike Singletary, 1981-92
- Keith Van Horne, 1981-93
- 11 Jim Covert, 1983-90
- Dan Hampton, 1979-90
- Steve McMichael, 1981-93
- 10 Richard Dent, 1983-93, '95
- Tom Thayer, 1985-92

## SCORING

### Points, career

- 74 Kevin Butler, 1985-95
- 33 Jack Manders, 1933-41
- 30 Robbie Gould, 2005-06

### Points, game

- 15 Jack Manders, vs. WAS, 12/12/37
- 14 Kevin Butler, vs. NE, 1/26/86
- 13 Robbie Gould, vs. NO, 1/21/07

### Touchdowns, career

- 4 Thomas Jones, 2004-06
- Dennis McKinnon, 1983-85, 87-89
- Norm Standlee, 1941
- Harry Clark, 1940-43
- 3 Willie Gault, 1983-87
- Jim McMahon, 1982-88
- Ken Kavanaugh, 1940-41, 45-50
- Dante Magnani, 1943, 46, 49

### Touchdowns, game

- 2 Last: Thomas Jones, vs. NO, 1/21/07

### Field Goals, career

- 16 Kevin Butler, 1985-95
- 6 Robbie Gould, 2005-06
- Bob Snyder, 1939-41, 43
- Jack Manders, 1933-40
- 2 Bob Thomas, 1975-84

### Field Goals, game

- 3 Last: Robbie Gould, vs. NO, 1/21/07
- 2 Last: Robbie Gould, vs. SEA, 1/14/07

### Field Goals, long

- 49 Robbie Gould, vs. SEA, 1/14/07
- 46 Kevin Butler, vs. PHI, 12/31/88
- 44 Robbie Gould, vs. IND, 2/4/07

## RUSHING

### Attempts, career

- 180 Walter Payton, 1975-87
- 81 Neal Anderson, 1986-93
- 75 Thomas Jones, 2004-06

### Attempts, game

- 27 Neal Anderson, vs. NO, 1/6/91
- Walter Payton, vs. NYG, 1/5/86
- 24 Last: Cedric Benson, vs. NO, 1/21/07
- 22 Last: Walter Payton, vs. NE, 1/26/86

### Yards, career

- 632 Walter Payton, 1975-87
- 381 Thomas Jones, 2004-06
- 279 Neal Anderson, 1986-93

### Yards, game

- 123 Thomas Jones, vs. NO, 1/21/07
- 119 George McAfee, vs. GB, 12/14/41
- 112 Thomas Jones, vs. IND, 2/4/07

### Touchdowns, career

- 4 Thomas Jones, 2004-06
- Norm Standlee, 1941
- 3 Jim McMahon, 1982-88
- 2 Walter Payton, 1975-87
- Sid Luckman, 1939-50
- Bronko Nagurski, 1930-37, 43
- Harry Clark, 1940-43
- Bill Wade, 1961-66

### Touchdowns, game

- 2 Last: Thomas Jones, vs. NO, 1/21/07

### Long

- 68 Bill Osmanski, at WAS, 12/8/40
- 58 Thomas Sanders, vs. PHI, 12/31/88
- 52 Thomas Jones, vs. IND, 2/4/07

## PASSING

### Attempts, career

- 133 Rex Grossman, 2003-06
- 127 Jim McMahon, 1982-88
- 93 Mike Tomczak, 1985-90

### Attempts, game

- 44 Jim Harbaugh, vs. DAL, 12/29/91
- 41 Rex Grossman, vs. CAR, 1/15/06
- 38 Rex Grossman, vs. SEA, 1/14/07

### Completions, career

- 70 Jim McMahon, 1982-88
- 69 Rex Grossman, 2003-06
- 45 Mike Tomczak, 1985-90
- Sid Luckman, 1939-50

### Completions, game

- 22 Jim Harbaugh, vs. DAL, 12/29/91
- 21 Rex Grossman, vs. SEA, 1/14/07
- 20 Rex Grossman, vs. IND, 2/4/07

### Yards, career

- 967 Jim McMahon, 1982-88
- 783 Rex Grossman, 2003-06
- 721 Sid Luckman, 1939-50

**Yards, game**

- 286 Sid Luckman, vs. WAS, 12/26/43
- 282 Rex Grossman, vs. SEA, 1/14/07
- 256 Jim McMahon, vs. NE, 1/26/86

**Touchdowns, career**

- 9 Sid Luckman, 1939-50
- 4 Jim McMahon, 1982-88
- Rex Grossman, 2003-06
- 2 Last: Mike Tomczak, 1985-90

**Touchdowns, game**

- 5 Sid Luckman, vs. WAS, 12/26/43
- 2 Last: Steve Walsh, at MIN, 1/1/95
- 1 Last: Rex Grossman, vs. IND, 2/4/07

**Interceptions, career**

- 5 Mike Tomczak, 1985-90
- 4 Jim McMahon, 1982-88
- Bob Avellini, 1975-84
- Sid Luckman, 1939-50
- Rex Grossman, 2003-06
- 3 Johnny Lujack, 1948-51

**Interceptions, game**

- 4 Bob Avellini, at DAL, 12/26/77
- 3 Mike Tomczak, vs. PHI, 12/31/88
- Jim McMahon, vs. WAS, 1/10/88
- Johnny Lujack, at LA Rams, 12/17/50
- 2 Last: Rex Grossman, vs. IND, 2/4/07

**Long**

- 75t Steve Fuller, at WAS, 12/30/84
- 68t Rex Grossman, vs. SEA, 1/14/07
- 67t George Corbett, vs. NYG, 12/17/33

**RECEIVING****Receptions, career**

- 22 Walter Payton, 1975-87
- 20 Dennis McKinnon, 1983-85, 87-88
- 19 Bernard Berrian, 2004-06

**Receptions, game**

- 9 Tom Waddle, vs. DAL, 12/29/91
- 7 Wendell Davis, vs. DAL, 12/29/91
- Walter Payton, vs. LA Rams, 1/12/86
- 6 Jim Dooley, at NYG, 12/30/56
- Harlon Hill, at NYG, 12/30/56
- George Gulyanics, at LA Rams, 12/17/50
- Desmond Clark, vs. IND, 2/4/07

**Yards, career**

- 454 Willie Gault, 1983-87
- 345 Dennis McKinnon, 1983-85, 87-88
- 258 Bernard Berrian, 2004-06

**Yards, game**

- 129 Willie Gault, vs. NE, 1/26/86
- 122 Dante Magnani, vs. WAS, 12/26/43
- 108 Jeff Graham, at MIN, 1/1/95
- Dennis McKinnon, vs. PHI, 12/31/88

**Touchdowns, career**

- 4 Dennis McKinnon, 1983-85, 87-89
- 3 Willie Gault, 1983-88
- 2 Bernard Berrian, 2004-06
- Ken Kavanaugh, 1940-41, 45-50
- Dante Magnani, 1943, 46, 49
- Harry Clark, 1940-43

**Touchdowns, game**

- 2 Dennis McKinnon, vs. NYG, 1/5/86
- Harry Clark, vs. WAS, 12/26/43
- Dante Magnani, vs. WAS, 12/26/43
- 1 Last: Muhsin Muhammad, vs. IND, 2/4/07

**Long**

- 75t Willie Gault, at WAS, 12/30/84
- 68t Bernard Berrian, vs. SEA, 1/14/07
- 67t Carl Brumbaugh, vs. NYG, 12/17/33

**PUNTING****Punts, career**

- 30 Brad Maynard, 2001-06
- 29 Maury Buford, 1985-86, 89-91
- 22 Sid Luckman, 1939-50

**Punts, game**

- 10 Maury Buford, vs. LA Rams, 1/12/86
- Keith Molesworth, vs. NYG, 12/17/33
- 7 Last: Brad Maynard, vs. NO, 1/21/07
- 6 Last: Brad Maynard, vs. SEA, 1/14/07

**Yards, career**

- 1,237 Brad Maynard, 2001-06
- 1,112 Maury Buford, 1985-91
- 900 Sid Luckman, 1939-50

**Yards, game**

- 398 Keith Molesworth, vs. NYG, 12/17/33
- 363 Maury Buford, vs. LA Rams, 1/12/86
- 332 Brad Maynard, vs. NO, 1/21/07

**Long**

- 66 Brad Maynard, vs. NO, 1/21/07
- 62 Sam Francis, vs. WAS, 12/12/37
- 61 George McAfee, vs. GB, 12/21/41

**PUNT RETURNS****Returns, career**

- 11 Keith Ortego, 1985-87
- 9 George McAfee, 1940-41, 45-50
- 7 Keith Molesworth, 1931-38

**Returns, game**

- 6 George McAfee, at LA Rams, 12/17/50
- 5 Keith Ortego, vs. NYG, 1/5/86
- Lew Barnes, vs. WAS, 1/3/87
- 4 Keith Ortego, vs. LA Rams, 1/12/86
- Keith Molesworth, at NYG, 12/9/34

\* NFL Record

† Tied NFL Record



**Yards, career**

- 108 George McAfee, 1940-41, 45-50
- 100 Keith Molesworth, 1931-38
- 94 Hugh Gallarneau, 1941-46

**Yards, game**

- 81 Hugh Gallarneau, vs. GB, 12/14/41
- 79 George McAfee, at LA Rams, 12/17/50
- 67 Keith Molesworth, at NYG, 12/9/34

**Touchdowns, career**

- 1 Shaun Gayle (5 yards), vs. NYG, 1/5/86
- Hugh Gallarneau (81 yards), vs. GB, 12/14/41

**Long**

- 81t Hugh Gallarneau, vs. GB, 12/14/41
- 28 Keith Molesworth, at NYG, 12/9/34
- 24 Sid Luckman, vs. WAS, 12/26/43

**KICKOFF RETURNS****Returns, career**

- 17 Dennis Gentry, 1982-92
- 10 Willie Gault, 1983-87
- 7 Len Walterscheid, 1977-82
- Don Bingham, 1956
- Devin Hester, 2006

**Returns, game**

- 7 Don Bingham, at NYG, 12/30/56
- 6 Autry Denson, vs. PHI, 1/19/02
- 5 Rashied Davis, vs. CAR, 1/15/06
- Nate Lewis, at SF, 1/7/95

**Yards, career**

- 435 Dennis Gentry, 1982-92
- 191 Willie Gault, 1983-87
- 184 Devin Hester, 2006

**Yards, game**

- 127 Dennis Gentry, vs. WAS, 1/3/87
- 125 Nate Lewis, at SF, 1/7/95
- 120 Autry Denson, vs. PHI, 1/19/02

**Touchdowns, career**

- 1 Devin Hester, 2006

**Long**

- 92t Devin Hester, vs. IND, 2/4/07
- 60 Dennis Gentry, vs. WAS, 1/3/87
- 49 Dennis Gentry, vs. WAS, 1/10/88

**INTERCEPTIONS****Interceptions, career**

- 4 George McAfee, 1940-41, 45-50
- Clyde Turner, 1940-52
- 3 Mike Richardson, 1983-88
- Sid Luckman, 1939-50

**Interceptions, game**

- 2 Gary Fencik, at SF, 1/5/85
- George McAfee, at NYG, 12/15/46
- Dante Magnini, at NYG, 12/15/46
- Sid Luckman, vs. WAS, 12/26/43
- George Wilson, vs. GB, 12/14/41
- Joe Maniaci, at WAS, 12/8/40
- 1 Last: Chris Harris, vs. IND, 2/4/07

**Yards, career**

- 68 George McAfee, 1940-41, 45-50
- 61 Larry Morris, 1959-65
- 55 Clyde Turner, 1940-52

**Yards, game**

- 61 Larry Morris, vs. NYG, 12/29/63
- 51 Vestee Jackson, vs. PHI, 12/31/88
- 49 Dante Magnani, at NYG, 12/15/46

**Touchdowns, career**

- 1 Jerry Azumah (39 yards), vs. PHI, 1/19/02
- Reggie Phillips (38 yards), vs. NE, 1/26/86
- Dante Magnani (19 yards), at NYG, 12/15/46
- Hampton Pool (15 yards), at WAS, 12/8/40
- George McAfee (34 yards), at WAS, 12/8/40
- Clyde Turner (24 yards), at WAS, 12/8/40

**Long**

- 51 Vestee Jackson, vs. PHI, 12/31/88
- 47 Maurice Douglass vs. PHI, 12/31/88
- Jim Morrissey, vs. NE, 1/26/86
- 39 Jerry Azumah, vs. PHI, 1/19/02

**SACKS****Sacks, career**

- 10.5 Richard Dent, 1983-93, '95
- 8.0 Dan Hampton, 1979-90
- 5.5 Steve McMichael, 1981-93

**Sacks, game**

- 3.5 Richard Dent, vs. NYG, 1/5/86
- 3.0 Richard Dent, at WAS, 12/30/84
- 2.0 Trace Armstrong, at MIN, 1/1/95
- Otis Wilson, vs. NE, 1/26/86
- Dan Hampton, at WAS, 12/30/84
- Dan Hampton, at PHI, 12/23/79
- 1.0 Last: Mark Anderson, vs. NO, 1/21/07

Team Postseason Records inclusive of Super Bowl Era only

**SCORING****Most Points, Game**

46	(W) vs. NE (1/26/86)
39	(W) vs. NO (1/21/07)
35	(W) at MIN (1/1/95)

**Fewest Points, Game**

0	(L) at SF (1/6/85)
3	(L) at NYG (1/13/91)
	(L) vs. SF (1/8/89)
7	(L) at DAL (12/26/77)

**Most Points, Both Teams, Game**

59	(15-44) at SF (1/7/95)
56	(46-10) vs. NE (1/26/86)
53	(39-14) vs. NO (1/21/07)
	(35-18) vs. MIN (1/1/95)

**Fewest Points, Both Teams, Game**

21	(21-0) vs. NYG (1/5/86)
22	(16-6) vs. NO (1/6/91)
23	(0-23) at SF (1/6/85)

**Largest Margin of Victory, Game**

36	(46-10) vs. NE (1/26/86)
25	(39-14) vs. NO (1/21/07)
24	(24-0) vs. LA Rams (1/12/86)

**Most Points, Shutout Victory, Game**

24	vs. LA Rams (1/12/86)
21	vs. NYG (1/5/86)

**Most Points Overcome to Win Game**

3	vs. SEA (1/14/07)
	vs. MIN (1/1/95)
	vs. NE (1/26/86)
	at WAS (12/30/84)

**Most Points, Each Half**

1st:	23	vs. NE (1/26/86)
	21	vs. SEA (1/14/07)
	17	vs. PHI (12/31/88)
		at PHI (12/23/79)
2nd:	23	vs. NO (1/21/07)
		vs. NE (1/26/86)
	21	at MIN (1/1/95)
	14	vs. CAR (1/15/06)
		vs. NYG (1/5/86)
		vs. LA Rams (1/12/86)

**Most Points, Each Quarter**

1st:	14	vs. IND (2/4/07)
	13	vs. NE (1/26/86)
	10	vs. LA Rams (1/12/86)
2nd:	14	vs. SEA (1/14/07)
		at MIN (1/1/95)
3rd:	21	vs. NE (1/26/86)
	14	vs. NYG (1/5/86)
4th:	21	vs. NO (1/21/07)
	14	at MIN (1/1/95)
OT:	3	vs. SEA (1/14/07)

**TOUCHDOWNS****Most Touchdowns, Game**

5	at MIN (1/1/95)
	vs. NE (1/26/86)
4	vs. NO (1/21/07)
3	Last: vs. SEA (1/14/07)

**Fewest Touchdowns, Game**

0	at NYG (1/13/91)
	vs. SF (1/8/89)
	at SF (1/6/85)
1	Last: vs. DAL (12/29/91)

**Most Touchdowns, Both Teams, Game**

8	(2 and 6) at SF (1/7/95)
7	(5 and 2) at MIN (1/1/95)
6	Last: (4 and 2) vs. NO (1/21/07)

**Fewest Touchdowns, Both Teams, Game**

1	(1 and 0) vs. NO (1/6/91)
2	(2 and 0) vs. PHI (12/31/88)
	(0 and 2) at SF (1/6/85)
3	Last: vs. DAL (12/29/91)

**FIELD GOALS****Most Field Goals Made, Game**

3	Last: vs. NO (1/21/07)
2	Last: vs. SEA (1/14/07)

**Most Field Goals Made, Both Teams, Game**

6	(2 and 4) vs. PHI (12/31/88)
5	(1 and 4) vs. PHI (1/19/02)
	(3 and 2) vs. NO (1/6/91)
4	Last: (2 and 2) vs. WAS (1/3/87)

**Most Field Goals Attempted, Game**

4	vs. NO (1/6/91)
	vs. PHI (12/31/88)
3	Last: vs. NO (1/21/07)

**Most Field Goals Attempted, Both Teams, Game**

9	(4 and 5) vs. PHI (12/31/88)
8	(4 and 4) vs. NO (1/6/91)
6	(3 and 3) vs. WAS (1/3/87)

**FIRST DOWNS****OVERALL FIRST DOWNS****Most First Downs, Game**

26	vs. DAL (12/29/91)
23	vs. NE (1/26/86)
21	vs. SEA (1/14/07)
	vs. CAR (1/15/06)

**Fewest First Downs, Game**

10	vs. PHI (1/19/02)
11	at NYG (1/13/91)
	vs. IND (2/4/07)
13	vs. LA Rams (1/12/86)
	at SF (1/6/85)
	at WAS (12/30/84)



Team Postseason Records inclusive of Super Bowl Era only

**Most First Downs, Both Teams, Game**

47	(20 and 27) at SF (1/7/95)
42	(21 and 21) vs. CAR (1/15/06)
41	(26 and 15) vs. DAL (12/29/91)

**Fewest First Downs, Both Teams, Game**

22	(13 and 9) vs. LA Rams (1/12/86)
27	(17 and 10) vs. NYG (1/5/86)
29	(10 and 19) vs. PHI (1/19/02)
	(18 and 11) vs. NO (1/6/91)

**FIRST DOWNS BY RUSHING****Most First Downs, Rushing, Game**

13	vs. NE (1/26/86)
12	vs. NO (1/21/07)
	vs. DAL (12/29/91)
9	Last: vs. NO (1/6/91)

**Fewest First Downs, Rushing, Game**

0	at NYG (1/13/91)
3	vs. IND (2/4/07)
4	at SF (1/7/95)
	at DAL (12/26/77)

**Most First Downs, Rushing, Both Teams, Game**

20	(8 and 12) vs. SEA (1/14/07)
18	(12 and 6) vs. DAL (12/29/91)
	(9 and 9) at SF (1/6/85)
17	Last: (4 and 13) at SF (1/7/95)

**Fewest First Downs, Rushing, Both Teams, Game**

8	(5 and 3) at MIN (1/1/95)
9	(8 and 1) vs. PHI (12/31/88)
10	(5 and 5) vs. LA Rams (1/12/86)
	(9 and 1) vs. NYG (1/5/86)

**FIRST DOWNS BY PASSING****Most First Downs, Passing, Game**

14	vs. CAR (1/15/06)
	vs. DAL (12/29/91)
13	at SF (1/7/95)
11	at MIN (1/1/95)
	at NYG (1/13/91)

**Fewest First Downs, Passing, Game**

2	vs. PHI (1/19/02)
3	at SF (1/6/85)
5	vs. WAS (1/3/87)

**Most First Downs, Passing, Both Teams, Game**

29	(11 and 18) at MIN (1/1/95)
27	(6 and 21) vs. PHI (12/31/88)
25	(14 and 11) vs. CAR (1/15/06)

**Fewest First Downs, Passing, Both Teams, Game**

11	(8 and 3) vs. LA Rams (1/12/86)
13	(5 and 8) vs. WAS (1/3/87)
15	Last: (2 and 13) vs. PHI (1/19/02)

**FIRST DOWNS BY PENALTY****Most First Downs, Penalty, Game**

6	vs. CAR (1/15/06)
3	vs. SEA (1/14/07)
	at SF (1/7/95)
2	Last: vs. PHI (1/19/02)

**Most First Downs, Penalty, Both Teams, Game**

7	(6 and 1) vs. CAR (1/15/06)
6	(3 and 3) at SF (1/7/95)
4	(1 and 3) vs. WAS (1/3/87)

**NET YARDS GAINED****Most Net Yards Gained, Game**

408	vs. NE (1/26/86)
372	vs. DAL (12/29/91)
371	vs. SEA (1/14/07)

**Fewest Net Yards Gained, Game**

184	vs. PHI (1/19/02)
186	at SF (1/6/85)
220	vs. WAS (1/3/87)

**Most Net Yards Gained, Both Teams, Game**

771	(341 and 430) vs. PHI (12/31/88)
716	(282 and 434) vs. CAR (1/15/06)
715	(340 and 375) vs. NO (1/21/07)

**Fewest Net Yards Gained, Both Teams, Game**

362	(232 and 130) vs. LA Rams (1/12/86)
520	(184 and 336) vs. PHI (1/19/02)
	(232 and 288) at NYG (1/13/91)
522	(220 and 302) vs. WAS (1/3/87)

**OFFENSIVE PLAYS****Most Offensive Plays, Game**

82	vs. DAL (12/29/91)
76	vs. NE (1/26/86)
75	vs. SEA (1/14/07)

**Fewest Offensive Plays, Game**

47	vs. PHI (1/19/02)
48	vs. IND (2/4/07)
52	at NYG (1/13/91)

**Most Offensive Plays, Both Teams, Game**

142	(75 and 67) vs. SEA (1/14/07)
136	(72 and 64) vs. NO (1/21/07)
	(54 and 82) at MIN (1/1/95)
134	(69 and 65) vs. CAR (1/15/06)

**Fewest Offensive Plays, Both Teams, Game**

119	(55 and 64) at DAL (12/26/77)
120	(47 and 73) vs. PHI (1/19/02)
	(52 and 68) at NYG (1/13/91)
121	(61 and 60) vs. LA Rams (1/12/86)
	(66 and 55) vs. NYG (1/5/86)

## Team Postseason Records inclusive of Super Bowl Era only

## YARDS PER PLAY

## Highest Yards Per Play Average, Game

5.98	(341 yds, 57 plays) vs. PHI (12/31/88)
5.70	(308 yds, 54 plays) at MIN (1/1/95)
5.50	(363 yds, 66 plays) vs. NYG (1/5/86)

## Lowest Yards Per Play Average, Game

2.95	(186 yds, 63 plays) at SF (1/6/85)
3.58	(247 yds, 69 plays) at SF (1/7/95)
3.80	(232 yds, 61 plays) vs. LA Rams (1/12/86)

## Highest Yards Per Play Average, Both Teams, Game

5.84	(771 yds, 132 plays) vs. PHI (12/31/88)
5.38	(695 yds, 129 plays) vs. IND (2/4/07)
5.34	(716 yds, 134 plays) vs. CAR (1/15/06)

## Lowest Yards Per Play Average, Both Teams, Game

2.99	(362 yds, 121 plays) vs. LA Rams (1/12/86)
4.05	(522 yds, 129 plays) vs. WAS (1/3/87)
4.08	(531 yds, 130 plays) vs. NE (1/26/86)

## RUSHING

## RUSHING ATTEMPTS

## Most Rushing Attempts, Game

49	vs. NE (1/26/86)
46	vs. NO (1/21/07)
44	vs. NYG (1/5/86)

## Fewest Rushing Attempts, Game

16	at NYG (1/13/91)
18	at SF (1/7/95)
19	vs. IND (2/4/07)

## Most Rushing Attempts, Both Teams, Game

75	(27 and 48) at DAL (12/26/77)
66	(29 and 37) at PHI (12/23/79)
65	(34 and 31) vs. SEA (1/14/07)

## Fewest Rushing Attempts, Both Teams, Game

49	(30 and 19) at MIN (1/1/95)
	(33 and 16) vs. PHI (12/31/88)
54	(23 and 31) vs. PHI (1/19/02)
55	(18 and 37) at SF (1/7/95)

## RUSHING YARDS GAINED

## Most Rushing Yards Gained, Game

196	vs. NO (1/21/07)
189	vs. NO (1/6/91)
167	vs. NE (1/26/86)

## Fewest Rushing Yards Gained, Game

27	at NYG (1/13/91)
39	at SF (1/7/95)
81	at DAL (12/26/77)

## Most Rushing Yards Gained, Both Teams, Game

314	(81 and 233) at DAL (12/26/77)
308	(149 and 159) at SF (1/6/85)
302	(111 and 191) vs. IND (2/4/07)

## Fewest Rushing Yards Gained, Both Teams, Game

143	(94 and 49) at MIN (1/1/95)
174	(167 and 7) vs. NE (1/26/86)
177	(91 and 86) vs. LA Rams (1/12/86)

## YARDS PER CARRY

## Highest Yards Per Carry Average, Game

5.84	(111 yd, 19 carries) vs. IND (2/4/07)
4.97	(164 yd, 33 carries) vs. PHI (12/31/88)
4.83	(111 yd, 23 carries) vs. PHI (1/19/02)

## Lowest Yards Per Carry Average, Game

1.69	(27 yd, 16 carries) at NYG (1/13/91)
2.17	(39 yd, 18 carries) at SF (1/7/95)
2.76	(91 yd, 33 carries) vs. LA Rams (1/12/86)

## Highest Yards Per Carry Average, Both Teams, Game

5.05	(308 yd, 61 carries) at SF (1/6/85)
4.95	(302 yd, 61 carries) vs. IND (2/4/07)
4.41	(216 yd, 49 carries) vs. PHI (12/31/88)

## Lowest Yards, Per Carry Average, Both Teams

2.90	(174 yd, 60 carries) vs. NE (1/26/86)
2.92	(143 yd, 49 carries) at MIN (1/1/95)
3.00	(177 yd, 59 carries) vs. LA Rams (1/12/86)

## RUSHING TOUCHDOWNS

## Most Rushing Touchdowns, Game

4	vs. NE (1/26/86)
3	vs. NO (1/21/07)
2	Last: vs. SEA (1/14/07)

## Fewest Rushing Touchdowns, Game

0	10 times; Last: vs. IND (2/04/07)
---	-----------------------------------

## Most Rushing Touchdowns, Both Teams, Game

6	(1 and 5) at SF (1/7/95)
4	(2 and 2) vs. SEA (1/14/07)
	(4 and 0) vs. NE (1/26/86)
3	(3 and 0) vs. NO (1/21/07)
	(0 and 3) at DAL (12/26/77)

## Fewest Rushing Touchdowns, Both Teams, Game

0	vs. NO (1/6/91)
	vs. NYG (1/5/86)
1	Seven times; Last: vs. IND (2/4/07)

## PASSING

## ATTEMPTS

## Most Passing Attempts, Game

47	at SF (1/7/95)
45	vs. DAL (12/29/91)
	vs. SF (1/8/89)
41	vs. CAR (1/15/06)



Team Postseason Records inclusive of Super Bowl Era only

**Fewest Passing Attempts, Game**

17	at WAS (12/30/84)
21	vs. NYG (1/5/86)
22	vs. PHI (1/19/02)
	at SF (1/6/85)

**Most Passing Attempts, Both Teams, Game**

84	(23 and 61) at MIN (1/1/95)
78	(23 and 55) vs. PHI (12/31/88)
75	(26 and 49) vs. NO (1/21/07)

**Fewest Passing Attempts, Both Teams, Game**

39	(25 and 14) at DAL (12/26/77)
53	(36 and 17) at NYG (1/13/91)
	(30 and 23) at PHI (12/23/79)
56	(25 and 31) vs. LA Rams (1/12/86)
	(21 and 35) vs. NYG (1/5/86)

**COMPLETIONS****Most Completions, Game**

29	at SF (1/7/95)
23	vs. DAL (12/29/91)
21	vs. SEA (1/14/07)

**Fewest Completions, Game**

10	at WAS (12/30/84)
11	vs. NO (1/21/07)
	vs. PHI (1/19/02)
	vs. WAS (1/3/87)
	vs. NYG (1/5/86)

**Most Completions, Both Teams, Game**

48	(15 and 33) at MIN (1/1/95)
47	(29 and 18) at SF (1/7/95)
45	(20 and 25) vs. IND (2/4/07)

**Fewest Completions, Both Teams, Game**

23	(15 and 8) vs. NO (1/6/91)
25	(11 and 14) vs. NYG (1/5/86)
	(13 and 12) at PHI (12/23/79)
26	(11 and 15) vs. WAS (1/3/87)
	(16 and 10) vs. LA Rams (1/12/86)

**Highest Completion Percentage, Game**

71.4%	(20-28) vs. IND (2/4/07)
65.2%	(15-23) at MIN (1/1/95)
64.0%	(16-25) vs. LA Rams (1/12/86)

**Lowest Completion Percentage, Game**

35.5%	(11-31) vs. WAS (1/3/87)
41.5%	(17-41) vs. CAR (1/15/06)
42.3%	(11-26) vs. NO (1/21/07)

**Highest Completion Percentage, Both Teams, Game**

68.8%	(45-66) vs. IND (2/4/07)
64.4%	(47-73) at SF (1/7/95)
59.7%	(37-62) vs. PHI (1/19/02)

**Lowest Completion Percentage, Both Teams, Game**

40.0%	(24-60) vs. NO (1/6/91)
41.3%	(26-63) vs. WAS (1/3/87)
44.6%	(25-56) vs. NYG (1/5/86)

**NET PASSING YARDS GAINED****Most Net Passing Yards, Game**

251	vs. SEA (1/14/07)
241	vs. NE (1/26/86)
222	vs. DAL (12/29/91)

**Fewest Net Passing Yards, Game**

37	at SF (1/6/85)
73	vs. PHI (1/19/02)
127	vs. WAS (1/3/87)

**Most Net Passing Yards, Both Teams, Game**

555	(177 and 378) vs. PHI (12/31/88)
554	(214 and 340) at MIN (1/1/95)
496	(185 and 311) vs. CAR (1/15/06)

**Fewest Net Passing Yards, Both Teams, Game**

185	(141 and 44) vs. LA Rams (1/12/86)
265	(37 and 228) at SF (1/6/85)
275	(143 and 132) at DAL (12/26/77)

**SACKS****Fewest Times Sacked, Game**

0	Last: vs. NO (1/21/07)
1	Six times; Last: vs. IND (2/4/07)

**Most Times Sacked, Game**

9	at SF (1/6/85)
5	vs. WAS (1/10/88)
	at WAS (12/30/84)
4	at SF (1/7/95)

**Fewest Times Sacked, Both Teams, Game**

2	Last: (1 and 1) vs. IND (2/4/07)
	(0 and 2) vs. SF (1/8/89)
3	Last: (0 and 3) vs. NO (1/21/07)

**Most Times Sacked, Both Teams, Game**

12	(5 and 7) at WAS (12/30/84)
12	(9 and 3) at SF (1/6/85)
10	(3 and 7) vs. NE (1/26/86)

**GROSS YARDS GAINED****Most Gross Passing Yards, Game**

256	vs. NE (1/26/86)
251	vs. SEA (1/14/07)
239	at SF (1/7/95)

**Fewest Gross Passing Yards, Game**

87	at SF (1/6/85)
89	vs. PHI (1/19/02)
134	vs. WAS (1/3/87)

**Most Gross Passing Yards, Both Teams, Game**

592	(185 and 407) vs. PHI (12/31/88)
572	(221 and 351) at MIN (1/1/95)
522	(230 and 292) at WAS (12/30/84)

**Fewest Gross Passing Yards, Both Teams, Game**

230	(164 and 66) vs. LA Rams (1/12/86)
311	(177 and 134) at DAL (12/26/77)
317	(205 and 112) at NYG (1/13/91)

## Team Postseason Records inclusive of Super Bowl Era only

## TOUCHDOWNS

## Most Passing Touchdowns, Game

- 2 at MIN (1/1/95)  
vs. NYG (1/5/86)  
at WAS (12/30/84)
- 1 11 times; Last vs. IND (2/4/07)

## Fewest Passing Touchdowns, Game

- 0 Six times; Last vs. vs. PHI (1/19/02)

## Most Passing Touchdowns, Both Teams, Game

- 4 (1 and 3) vs. CAR (1/15/06)  
(2 and 2) at MIN (1/1/95)
- 3 (1 and 2) vs. NO (1/21/07)  
(0 and 3) vs. SF (1/8/89)  
(1 and 2) vs. WAS (1/3/87)  
(0 and 3) at PHI (12/23/79)

## Fewest Passing Touchdowns, Both Teams, Game

- 1 Last: (1 and 0) vs. NO (1/6/91)

## INTERCEPTIONS

## Fewest Interceptions Thrown, Game

- 0 Last: vs. NO (1/21/07)

## Most Interceptions Thrown, Game

- 4 at DAL (12/26/77)
- 3 vs. PHI (1/19/02)  
vs. PHI (12/31/88)  
vs. WAS (1/10/88)
- 2 Last: vs. IND (2/4/07)

## Fewest Interceptions Thrown, Both Teams, Game

- 0 vs. NYG (1/5/86)
- 1 Four times; Last: (0 and 1) vs. NO (1/21/07)

## Most Interceptions Thrown, Both Teams, Game

- 6 (3 and 3) vs. PHI (12/31/88)
- 5 (4 and 1) at DAL (12/26/77)
- 4 (3 and 1) vs. PHI (1/19/02)  
(3 and 1) vs. WAS (1/10/88)

## PUNTING

## PUNTS

## Most Punts, Game

- 10 vs. LA Rams (1/12/86)
- 7 Last: vs. NO (1/21/07)

## Fewest Punts, Game

- 1 vs. DAL (12/29/91)
- 2 at NYG (1/13/91)  
vs. NO (1/6/91)  
vs. PHI (12/31/88)
- 3 at MIN (1/1/95)

## Most Punts, Both Teams, Game

- 21 (10 and 11) vs. LA Rams (1/12/86)

- 15 (6 and 9) vs. NYG (1/5/86)

- 13 (7 and 6) vs. SF (1/8/89)

## Fewest Punts, Both Teams, Game

- 4 (1 and 3) vs. DAL (12/29/91)
- 5 (2 and 3) at NYG (1/13/91)  
(2 and 3) vs. NO (1/6/91)
- 6 (4 and 2) at SF (1/7/95)  
(2 and 4) vs. PHI (12/31/88)

## GROSS PUNT AVERAGE

## Highest Gross Punt Average (MIN. 3 punts), Game

- 47.43 (7 punts, 332 yd) vs. NO (1/21/07)
- 45.20 (5 punts, 226 yd) vs. IND (2/4/07)
- 43.25 (4 punts, 173 yd) vs. NE (1/26/86)

## Lowest Gross Punt Average (MIN. 3 punts), Game

- 31.43 (7 punts, 220 yd) vs. SF (1/8/89)
- 35.14 (7 punts, 246 yd) vs. CAR (1/15/06)
- 36.30 (10 punts, 363 yd) vs. LA Rams (1/12/86)

## PUNT RETURNS

## RETURNS

## Most Punt Returns, Game

- 6 vs. NYG (1/5/86)
- 5 vs. WAS (1/3/87)  
vs. LA Rams (1/12/86)
- 3 vs. SEA (1/14/07) \*

## Fewest Punt Returns, Game

- 0 at SF (1/7/95)  
at PHI (12/23/79)
- 1 Five times; Last: vs. IND (2/4/07)

## Most Punt Returns, Both Teams, Game

- 9 (5 and 4) vs. LA Rams (1/12/86)
- 8 (5 and 3) vs. WAS (1/3/87)  
(6 and 2) vs. NYG (1/5/86)
- 6 (2 and 4) vs. NO (1/21/07)  
(3 and 3) vs. SEA (1/14/07) \*  
(2 and 4) at SF (1/6/85)

## Fewest Punt Returns, Both Teams, Game

- 1 (1 and 0) at MIN (1/1/95)
- 2 (0 and 2) at SF (1/7/95)  
(2 and 0) vs. DAL (12/29/91)  
(1 and 1) vs. PHI (12/31/88)
- 3 (2 and 1) at NYG (1/13/91)  
(2 and 1) vs. NO (1/6/91)

## PUNT RETURN YARDS GAINED

## Most Punt Return Yards, Game

- 27 vs. WAS (1/3/87)  
vs. NYG (1/5/86)
- 24 vs. NO (1/21/07)
- 21 vs. LA Rams (1/12/86)



Team Postseason Records inclusive of Super Bowl Era only

**Fewest Punt Return Yards, Game**

0	at SF (1/7/95)
	vs. PHI (12/31/88)
	at PHI (12/23/79)
1	vs. CAR (1/15/06)
	at MIN (1/1/95)
	vs. SF (1/8/89)

**Most Punt Return Yards, Both Teams, Game**

81	(12 and 69) at SF (1/6/85)
77	(12 and 65) vs. WAS (1/10/88)
51	(0 and 51) at PHI (12/23/79)

**Fewest Punt Return Yards, Both Teams, Game**

0	(1 and -1) vs. CAR (1/15/06)
1	(1 and 0) at MIN (1/1/95)
3	(0 and 3) vs. PHI (12/31/88)

**PUNT RETURN AVERAGE****Highest Punt Return Average (MIN. 2 returns), Game**

12.0	(2 returns, 24 yd) vs. NO (1/21/07)
10.0	(2 returns, 20 yd) vs. NE (1/26/86)
8.5	(2 returns, 17 yd) at WAS (12/30/84)

**Lowest Punt Return Average (MIN. 2 returns), Game**

0.5	(2 returns, 1 yd) vs. CAR (1/15/06)
1.5	(2 returns, 3 yd) at NYG (1/13/91)
1.7	(3 returns, 5 yd) vs. SEA (1/14/07) *

**PUNT RETURN TOUCHDOWNS****Most Punt Return Touchdowns, Game**

1	vs. NYG (1/5/86)
---	------------------

**Most Punt Return Touchdowns, Both Teams, Game**

1	(0 and 1) vs. WAS (1/10/88)
	(1 and 0) vs. NYG (1/5/86)

**KICKOFF RETURNS****RETURNS****Most Kickoff Returns, Game**

8	vs. PHI (1/19/02)
	at DAL (12/26/77)
6	Last: vs. IND (2/4/07)

**Fewest Kickoff Returns, Game**

1	Last: vs. NO (1/6/91)
3	Last: vs. NO (1/21/07)

**Most Kickoff Returns, Both Teams, Game**

12	(8 and 4) vs. PHI (1/19/02)
11	(4 and 7) vs. NE (1/26/86)
10	Last: (6 and 4) vs. IND (2/4/07)

**Fewest Kickoff Returns, Both Teams, Game**

5	Last: (1 and 4) vs. WAS (1/10/88)
6	Last: vs. DAL (12/29/91)

**KICKOFF RETURN YARDS****Most Kickoff Return Yards, Game**

180	vs. PHI (1/19/02)
162	at DAL (12/26/77)
159	vs. WAS (1/3/87)

**Fewest Kickoff Return Yards, Game**

21	vs. NYG (1/5/86)
22	vs. LA Rams (1/12/86)
29	vs. WAS (1/10/88)

**Most Kickoff Return Yards, Both Teams, Game**

264	(180 and 84) vs. PHI (1/19/02)
239	(73 and 166) vs. SEA (1/14/07) *
232	(132 and 100) vs. CAR (1/15/06)

**Fewest Kickoff Return Yards, Both Teams, Game**

82	(67 and 15) at SF (1/6/85)
85	(29 and 56) vs. WAS (1/10/88)
93	(59 and 34) vs. DAL (12/29/91)

**KICKOFF RETURN AVERAGE****Highest Kickoff Return Avg. (MIN. 2 returns), Game**

26.5	(6 returns, 159 yd) vs. WAS (1/3/87)
24.7	(3 returns, 74 yd) at WAS (12/30/84)
23.0	(6 returns, 138 yd) vs. IND (2/4/07)

**Lowest Kickoff Return Avg. (MIN. 2 returns), Game**

12.3	(4 returns, 49 yd) vs. NE (1/26/86)
13.0	(3 returns, 39 yd) vs. NO (1/21/07)
14.8	(4 returns, 59 yd) vs. DAL (12/29/91)

**PENALTIES****PENALTIES****Fewest Penalties, Game**

1	vs. NO (1/21/07)
	vs. PHI (1/19/02)
	vs. PHI (12/31/88)
2	vs. NYG (1/5/86)
3	vs. SF (1/8/89)

**Most Penalties, Game**

7	vs. NO (1/6/91)
	vs. NE (1/26/86)
	at SF (1/6/85)
6	at MIN (1/1/95)
	vs. LA Rams (1/12/86)
	at WAS (12/30/84)

**Fewest Penalties, Both Teams, Game**

3	(3 and 0) vs. SF (1/8/89)
6	(4 and 2) vs. DAL (12/29/91)
	(4 and 2) at NYG (1/13/91)
	(2 and 4) vs. NYG (1/5/86)
7	Three times; Last: vs. PHI (1/19/02)

## Team Postseason Records inclusive of Super Bowl Era only

## Most Penalties, Both Teams, Game

- 17 (6 and 11) at MIN (1/1/95)  
 13 (4 and 9) vs. CAR (1/15/06)  
 (6 and 7) at WAS (12/30/84)  
 12 (4 and 8) vs. WAS (1/3/87)  
 (7 and 5) vs. NE (1/26/86)

## PENALTY YARDS

## Fewest Penalty Yards, Game

- 5 vs. NO (1/21/07)  
 vs. PHI (1/19/02)  
 vs. PHI (12/31/88)  
 16 vs. DAL (12/29/91)  
 19 vs. CAR (1/15/06)

## Most Penalty Yards, Game

- 57 vs. NO (1/6/91)  
 50 vs. WAS (1/10/88)  
 at SF (1/6/85)  
 48 vs. LA Rams (1/12/86)

## Fewest Penalty Yards, Both Teams, Game

- 32 (16 and 16) vs. DAL (12/29/91)  
 35 (35 and 0) vs. SF (1/8/89)  
 45 (30 and 15) at NYG (1/13/91)  
 (20 and 25) vs. NYG (1/5/86)

## Most Penalty Yards, Both Teams, Game

- 115 (30 and 85) at MIN (1/1/95)  
 107 (42 and 65) vs. WAS (1/3/87)  
 89 (34 and 55) at WAS (12/30/84)

## FUMBLES

## FUMBLES

## Fewest Fumbles, Game

- 0 vs. CAR (1/15/06)  
 at NYG (1/13/91)  
 vs. NYG (1/5/86)  
 1 Seven times; Last: vs. NO (1/21/07)

## Most Fumbles, Game

- 4 vs. IND (2/4/07)  
 vs. SEA (1/14/07) \*  
 3 Four times; Last: vs. WAS (1/3/87)

## Fewest Fumbles, Both Teams, Game

- 1 (1 and 0) vs. PHI (1/19/02)  
 (0 and 1) at NYG (1/13/91)  
 (1 and 0) vs. PHI (12/31/88)  
 2 (1 and 1) vs. WAS (1/10/88)  
 (1 and 1) at SF (1/6/85)

## Most Fumbles, Both Teams, Game

- 7 (3 and 4) vs. NE (1/26/86)  
 (3 and 4) vs. LA Rams (1/12/86)  
 6 (4 and 2) vs. IND (2/4/07)  
 5 Five times; Last: at SF (1/7/95)

## LOST FUMBLES

## Fewest Lost Fumbles, Game

- 0 Seven times; Last: vs. NO (1/21/07)

## Most Lost Fumbles, Game

- 3 vs. IND (2/4/07)  
 at DAL (12/26/77)  
 2 vs. WAS (1/3/87)  
 vs. NE (1/26/86)  
 1 Ten times; Last: vs. SEA (1/14/07)

## Fewest Lost Fumbles, Both Teams, Game

- 0 vs. CAR (1/15/06)  
 vs. WAS (1/10/88)  
 at SF (1/6/85)  
 1 Eight times; Last: vs. SEA (1/14/07)

## Most Lost Fumbles, Both Teams, Game

- 6 (2 and 4) vs. NE (1/26/86)  
 5 (3 and 2) vs. IND (2/4/07)  
 (3 and 2) at DAL (12/26/77)  
 3 Four times; Last: vs. NO (1/21/07)

## NAMING THE BEARS

George Halas originally named the team the Decatur Staleys after A.E. Staley, a starch manufacturer and enthusiastic sports fan who sponsored a semi-pro team and commissioned Halas to organize the new squad.

One year later, trying to match the profitability of Chicago's baseball games, Staley asked Halas if he would take the team off Staley's hands and move it to Chicago for \$5,000, while keeping the name Staleys for another year. With the help of legendary baseball pioneer Bill Veeck and William Wrigley, Halas soon acquired a lease to play at Wrigley Field.

When Halas' obligation to Staley terminated in 1922, he considered re-naming the team the Chicago Cubs out of respect for Veeck and Wrigley who, according to Halas in his biography, "had been such a great help."

But, as Halas continued, "I noted football players are much bigger players than baseball players, so if baseball players are cubs, then football players must be bears!"

On January 28, 1922, the franchise was re-named the Chicago Bears.

The team colors have always been blue and orange after those of Halas' alma mater, the University of Illinois. Halas lettered in football, basketball, and baseball for the Fighting Illini, and is honored as one of U of I's most distinguished alumni in the Illini Union in Urbana-Champaign.



Team Postseason Records inclusive of Super Bowl Era only

## SCORING

## SCORING

## Fewest Points Allowed, Game

0	(W) vs. LA Rams (1/12/86)
	(W) vs. NYG (1/5/86)
6	(W) vs. NO (1/6/91)
10	(W) vs. NE (1/26/86)

## Most Points Allowed, Game

44	(L) at SF (1/7/95)
37	(L) at DAL (12/26/77)
33	(L) vs. PHI (1/19/02)

## Fewest Touchdowns Allowed, Game

0	vs. NO (1/6/91)
	vs. PHI (12/31/88)
	vs. LA Rams (1/12/86)
	vs. NYG (1/5/86)
1	vs. NE (1/26/86)

## Most Touchdowns Allowed, Game

6	at SF 1/7/95
4	at NYG 1/13/91
	vs. SF 1/8/89
	at DAL 12/26/77
3	Last: vs. SEA (1/14/07)

## TAKEAWAYS

## TOTAL TAKEAWAYS

## Most Takeaways, Game

6	vs. NE (1/26/86)
4	vs. NO (1/21/07)
	at MIN (1/1/95)
3	Last: vs. IND (2/4/07)

## Fewest Takeaways, Game

0	vs. DAL (12/29/91)
1	Last: vs. SEA (1/14/07)

## INTERCEPTIONS

## Most Passes Intercepted By: Game

3	vs. NO (1/6/91)
	vs. PHI (12/31/88)
2	at MIN (1/1/95)
	vs. NE (1/26/86)
	at SF (1/6/85)

## Fewest Passes Intercepted By: Game

0	at SF (1/7/95)
	vs. DAL (12/29/91)
	at NYG (1/13/91)
	vs. SF (1/8/89)
	vs. NYG (1/5/86)

## FUMBLE RECOVERIES

## Most Opponent Fumbles Recovered, Game

4	vs. NE (1/26/86)
3	vs. NO (1/21/07)
2	Six times; Last: vs. IND (2/4/07)

## FIRST DOWNS

## TOTAL FIRST DOWNS

## Fewest First Downs Allowed, Game

9	vs. LA Rams (1/12/86)
10	vs. NYG (1/5/86)
11	vs. NO (1/6/91)

## Most First Downs Allowed, Game

27	at SF (1/7/95)
25	at SF (1/6/85)
24	vs. IND (2/4/07)

## RUSHING FIRST DOWNS

## Fewest Rushing First Downs Allowed, Game

1	vs. PHI (12/31/88)
	vs. NE (1/26/86)
	vs. NYG (1/5/86)
2	vs. NO (1/6/91)
3	vs. NO (1/21/07)
	at MIN (1/1/95)

## Most Rushing First Downs Allowed, Game

16	at NYG (1/13/91)
13	at SF (1/7/95)
	at DAL (12/26/77)
12	vs. IND (2/4/07)
	vs. SEA (1/14/07)

## PASSING FIRST DOWNS

## Fewest Passing First Downs Allowed, Game

3	vs. LA Rams (1/12/86)
6	vs. SEA (1/14/07)
7	vs. DAL (12/29/91)

## Most Passing First Downs Allowed, Game

21	vs. PHI (12/31/88)
18	at MIN (1/1/95)
14	at SF (1/6/85)
	at WAS (12/30/84)

## FIRST DOWNS BY PENALTY

## Fewest First Downs Allowed By Penalties, Game

0	Seven times; Last: vs. NO (1/21/07)
---	-------------------------------------

## Most First Downs Allowed By Penalties, Game

3	at SF (1/7/95)
	vs. WAS (1/3/87)
2	Six times; Last: vs. DAL (12/29/91)

## NET YARDS

## NET YARDS ALLOWED

## Fewest Net Yards Allowed, Game

123	vs. NE (1/26/86)
130	vs. LA Rams (1/12/86)
181	vs. NYG (1/5/86)

## Team Postseason Records inclusive of Super Bowl Era only

**Most Net Yards Allowed, Game**

434	vs. CAR (1/15/06)
430	vs. IND (2/4/07)
	vs. PHI (12/31/88)
406	vs. SF (1/8/89)

**RUSHING****RUSHING YARDS****Fewest Rushing Yards Allowed, Game**

7	vs. NE (1/26/86)
32	vs. NYG (1/5/86)
49	at MIN (1/1/95)

**Most Rushing Yards Allowed, Game**

233	at DAL (12/26/77)
194	at NYG (1/13/91)
191	vs. IND (2/4/07)

**RUSHING TOUCHDOWNS****Fewest Rushing Touchdowns Allowed, Game**

0	Nine times; Last: vs. NO (1/21/07)
---	------------------------------------

**Most Rushing Touchdowns Allowed, Game**

5	at SF (1/7/95)
3	at DAL (12/26/77)
2	vs. SEA (1/14/07)
	at NYG (1/13/91)
	at WAS (12/30/84)

**PASSING****PASSING ATTEMPTS****Fewest Passing Attempts Allowed, Game**

14	at DAL (12/26/77)
17	at NYG (1/13/91)
18	vs. DAL (12/29/91)

**Most Passing Attempts Allowed, Game**

61	at MIN (1/1/95)
55	vs. PHI (12/31/88)
49	vs. NO (1/21/07)

**COMPLETIONS****Fewest Completions Allowed, Game**

8	at DAL (12/26/77)
9	vs. DAL (12/29/91)
10	at NYG (1/13/91)
	vs. LA Rams (1/12/86)

**Most Completions Allowed, Game**

33	at MIN (1/1/95)
27	vs. NO (1/21/07)
	vs. PHI (12/31/88)
26	vs. PHI (1/19/02)

**GROSS PASSING YARDS****Fewest Gross Passing Yards Allowed, Game**

66	vs. LA Rams (1/12/86)
112	at NYG (1/13/91)
134	at DAL (12/26/77)

**Most Gross Passing Yards Allowed, Game**

407	vs. PHI (12/31/88)
354	vs. NO (1/21/07)
351	at MIN (1/1/95)

**NET PASSING YARDS****Fewest Net Passing Yards Allowed, Game**

44	vs. LA Rams (1/12/86)
94	at NYG (1/13/91)
116	vs. NE (1/26/86)

**Most Net Passing Yards Allowed, Game**

378	vs. PHI (12/31/88)
340	at MIN (1/1/95)
319	vs. NO (1/21/07)

**PASSING TOUCHDOWNS****Fewest Passing Touchdowns Allowed, Game**

0	vs. NO (1/6/91)
	vs. PHI (12/31/88)
	vs. LA Rams (1/12/86)
	vs. NYG (1/5/86)
	at WAS (12/30/84)

**Most Passing Touchdowns Allowed, Game**

3	vs. CAR (1/15/06)
	vs. SF (1/8/89)
	at PHI (12/23/79)
2	Five times; Last: vs. NO (1/21/07)

**SACKS****SACKS OF OPPOSING QUARTERBACK****Most Sacks of Opposing QB, Game**

7	vs. NE (1/26/86)
	at WAS (12/30/84)
6	vs. NYG (1/5/86)
4	vs. PHI (12/31/88)

**Fewest Sacks of Opposing QB, Game**

0	vs. DAL (12/29/91)
1	vs. IND (2/4/07)
	vs. CAR (1/15/06)
	at SF (1/7/95)
	vs. WAS (1/10/88)
2	Last: vs. PHI (1/19/02)



## CAREER COACHING RECORDS

	Years	Overall W-L-T (Pct.)	Regular W-L-T	Post-season W-L
1. George Halas	1920-29; 33-42; 46-55; 58-67	324-151-31 (.682)	318-148-31	6-3
2. Mike Ditka	1982-92	112-68-0 (.622)	106-62-0	6-6
3. Dave Wannstedt	1993-98	41-57-0 (.418)	40-56-0	1-1
4. Dick Jauron	1999-2003	35-46-0 (.432)	35-45-0	0-1
5. Lovie Smith	2004-06	31-21-0 (.596)	29-19-0	2-2
6. Neill Armstrong	1978-81	30-35-0 (.462)	30-34-0	0-1
7. Ralph Jones	1930-32	24-10-7 (.706)	24-10-7	None
8. Heartley "Hunk" Anderson/ Luke Johnsos (co-coaches)	1942-45	24-12-2 (.667)	23-11-2	1-1
9. Jack Pardee	1975-77	20-23-0 (.465)	20-22-0	0-1
10. Jim Dooley	1968-71	20-36-0 (.357)	20-36-0	None
11. John "Paddy" Driscoll	1956-57	14-10-1 (.583)	14-9-1	0-1
12. Abe Gibron	1972-74	11-30-1 (.274)	11-30-1	None
<b>TOTALS</b>	<b>1920-2006</b>	<b>686-499-42 (.576)</b>	<b>670-482-42</b>	<b>16-17</b>

## CAREER SCORING

	Years	Ru	Rec	Ret	PAT	FG	Pts
1. Kevin Butler (k)	1985-95	0	0	0	387/397	243/333	1,116
2. Walter Payton (hb)	1975-87	110	15	0	0	0	750
3. Bob Thomas (k)	1975-84	0	0	0	245/268	128/205	629
4. George Blanda (k-qb)	1949-58	5	0	0	247/250	88/201	541
5. Paul Edinger (k)	2000-04	0	0	0	133/133	110/146	463
6. Mac Percival (k)	1967-73	0	0	0	159/162	99/182	456
7. Neal Anderson (rb)	1986-93	51	20	0	0	0	426
8. Roger Leclerc (k)	1960-66	0	0	0	152/158	75/146	377
9. Jack Manders (fb-lb-hb-db-k)	1933-40	11	6	2	133/*	40/*	367
10. Rick Casares (fb)	1955-64	49	10	0	0	0	354
11. Gale Sayers (rb)	1965-71	39	9	8	0	0	336
12. Ken Kavanaugh (e)	1940-41; 45-50	0	50	2	1/1	0	313
13. Johnny Lujack (qb-k)	1948-51	21	0	0	130/136	4/9	268
14. Jeff Jaeger (k)	1996-99	0	0	0	77/78	63/83	266
15. Harlon Hill (e)	1954-61	0	40	0	0	0	240
16. George McAfee (hb-db)	1940-41; 45-50	22	11	6	0	0	234
17. Robbie Gould (k)	2005-06	0	0	0	65/66	53/63	225
17. Ray "Scooter" McLean (hb-db)	1940-47	6	21	3	45/54	0/1	225
18. Johnny Morris (rb-wr)	1958-67	5	31	1	0	0	222
Willie Galimore (rb)	1957-63	26	10	1	0	0	222

\* figures not available

## CAREER INTERCEPTIONS

	Years	Int	Yards	Avg	TD
1. Gary Fencik (s)	1976-87	38	483	12.7	1
2. Richie Petitbon (s)	1959-68	37	643	17.4	3
3. Donnell Woolford (cb)	1989-96	32	212	6.6	1
4. Bennie McRae (cb)	1962-70	27	485	18.0	4
5. Dave Whitsell (cb)	1961-66	26	397	15.3	2
6. George McAfee (db)	1940-41; 45-50	25	350	14.0	1
7. JC Caroline (db)	1956-65	24	405	16.9	2
8. Doug Buffone (lb)	1966-79	24	211	8.8	0
9. Roosevelt Taylor (s)	1961-69	23	414	18.0	3
10. Dick Butkus (lb)	1965-73	22	166	7.5	0
Allan Ellis (cb)	1973-77; 79-80	22	185	8.4	1

## CAREER RUSHING

Years	Alt	Yards	Avg	TD
1. Walter Payton	1975-87	3,838	16.726	44
2. Neal Anderson	1986-93	1,515	6.166	41
3. Rick Casares (fb)	1955-64	1,386	5.675	41
4. Gale Sayers	1965-71	991	4.956	50
5. Thomas Jones	2004-06	850	3.493	41
6. Anthony Thomas	2001-04	858	3.332	39
7. Roland Harper (fb)	1975-78, 80-82	757	3.044	40
8. Willie Galimore	1957-63	670	2.985	45
9. Matt Suhay (fb)	1980-89	829	2.946	36
10. Ronnie Bull (fb/fb)	1962-70	787	2.871	37
11. Bronko Nagurski (fb)	1930-37; 43	633	2.778	44
12. Bobby Douglass (qb)	1969-75	373	2.470	66
13. Ray Noling	1936-43	508	2.285	45
14. Raymond Harris	1994-97	592	2.245	38
15. George Gulyanics	1947-52	609	2.081	41
16. Brad Muster (fb)	1988-92	455	2.014	44
17. James Allen	1998-2001	515	1.978	38
18. Gary Farnighetti	1938-45	505	1.927	38
19. Beattie Feathers	1934-37	320	1.846	58
20. Bill Osmanski (fb)	1939-43; 46-47	368	1.753	48
21. George McAfee	1940-41; 45-50	341	1.685	49
22. Rashan Salaam	1995-97	470	1.682	36
23. Jack Manders (fb/hb)	1933-40	451	1.586	34
24. Curtis Enis	1998-2000	456	1.497	33
25. Hugh Gallarneau	1941-42; 45-47	343	1.421	41

## CAREER PASSING

(400+ Attempts)	Years	Att	Cmp	Cmp%	Yards	Y/A	TD	TD%	Int	Int%	Rate
1. Erik Kramer	1994-98	1,557	913	58.6	10,582	6.80	63	4.0	45	2.9	80.7
2. Jim McMahon	1982-88	1,513	874	57.8	11,203	7.37	67	4.4	56	3.7	80.4
3. Jim Miller	1999-2002	965	565	58.5	5,867	6.08	34	3.5	26	2.7	76.7
4. Shane Matthews	1993-96; 99-01	599	366	61.1	3,461	5.78	19	3.2	18	3.0	75.1
5. Sid Luckman	1939-50	1,744	904	51.8	14,686	8.42	137	7.9	132	7.6	75.0
6. Jim Harbaugh	1987-93	1,759	1,023	58.1	11,567	6.58	50	2.8	56	3.2	74.2
7. Bill Wade	1961-66	1,407	767	54.5	9,958	7.08	68	4.8	66	4.7	73.4
8. Rudy Bukich	1958-59; 62-68	878	474	54.0	6,254	7.12	46	5.2	45	5.1	72.8
9. Rex Grossman	2003-06	675	367	54.4	4,496	6.66	27	4.0	26	3.9	72.4
10. Cade McNown	1999-2000	515	281	54.6	3,111	6.04	16	3.1	19	3.7	67.7
11. Johnny Lujack	1948-51	808	404	50.0	6,247	7.79	41	5.1	47	5.1	67.3
12. Mike Tomczak	1985-90	915	454	49.6	6,247	6.83	33	3.6	47	5.1	62.5
13. Ed Brown	1954-61	1,246	607	48.7	9,698	7.78	63	5.1	88	7.1	62.5
14. Bernie Masterson	1934-40	409	156	38.1	3,366	8.23	34	8.3	38	9.3	57.2
15. Mike Phipps	1977-81	482	253	52.5	2,806	5.82	15	3.1	27	5.6	57.1

## CAREER SACKS

Years	Sacks
1. Richard Dent	1983-93; 95
2. Steve McMichael	1981-93
3. Dan Hampton	1979-90
4. Jim Osborne	1972-84
5. Mike Hartenstein	1975-86
<hr/>	
1. Kevin Butler	1985-95
2. Bob Thomas	1975-84
3. Pat Pelinger	2000-04
4. Mac Perivair	1967-73
5. George Blanda	1949-58

## CAREER FGs

Years	FG	FGA	Pct.
1. Kevin Butler	1985-95	243	33.3
2. Bob Thomas	1975-84	128	20.5
3. Paul Edinger	2000-04	110	14.6
4. Mac Perival	1967-73	99	18.2
5. George Blanda	1949-58	88	20.1



## CAREER RECEIVING

## – YARDS –

	Years	Yards	Catches	Avg	TD
1. Johnny Morris (wr)	1958-67	5,059	356	14.2	31
2. Harlon Hill (wr)	1954-61	4,616	226	20.4	40
3. Walter Payton (rb)	1975-87	4,538	492	9.2	15
4. Mike Ditka (te)	1961-66	4,503	316	14.3	34
5. Curtis Conway (wr)	1993-99	4,498	329	13.7	31
6. Marty Booker (wr)	1999-2003	3,684	315	11.7	23
7. Willie Gault (wr)	1983-87	3,650	184	19.8	27
8. Ken Kavanaugh (e)	1940-41; 45-50	3,626	162	22.4	50
9. Dick Gordon (wr)	1965-71	3,550	238	14.9	35
10. James Scott (wr)	1976-80; 82	3,202	177	18.1	20
11. Jim Dooley (wr)	1952-54; 56-57; 59-62	3,172	211	15.0	16
12. Jim Keane (e)	1946-51	3,031	206	14.7	23
13. Wendell Davis (wr)	1988-93	3,000	207	14.5	14
14. Bobby Engram (wr)	1996-2000	2,831	246	11.5	17
15. Bill McColl (e)	1952-59	2,815	201	14.0	25
16. Neal Anderson (rb)	1986-93	2,763	302	9.1	20
17. Dennis McKinnon (wr)	1983-85; 87-89	2,753	182	15.1	21
18. Emery Moorehead (te)	1981-88	2,730	200	13.7	14
19. Marcus Robinson (wr)	1998-2002	2,695	187	14.4	20
20. Jeff Graham (wr)	1994-95	2,245	150	14.9	8
21. Ray "Scooter" McLean (rb)	1940-47	2,232	103	21.7	21
22. Tom Waddle (wr)	1989-94	2,109	173	12.2	9
Matt Suhey (fb)	1980-89	2,109	259	8.1	5
24. Dennis Gentry (wr)	1982-92	2,076	171	12.1	7
25. Brian Baschnagel (wr)	1976-84	2,024	134	15.1	9

## – CATCHES –

	Years	Catches	Yards	Avg	TD
1. Walter Payton (rb)	1975-87	492	4,538	9.2	15
2. Johnny Morris (wr)	1958-67	356	5,059	14.2	31
3. Curtis Conway (wr)	1993-99	329	4,498	13.7	31
4. Mike Ditka (te)	1961-66	316	4,503	14.3	34
5. Marty Booker (wr)	1999-2003	315	3,684	11.7	23
6. Neal Anderson (rb)	1986-93	302	2,763	9.1	20
7. Matt Suhey (fb)	1980-89	259	2,109	8.1	5
8. Bobby Engram (wr)	1996-2000	246	2,831	11.5	17
9. Dick Gordon (wr)	1965-71	238	3,550	14.9	35
10. Harlon Hill (wr)	1954-61	226	4,616	20.4	40
11. Jim Dooley (wr)	1952-54; 56-57; 59-62	211	3,172	15.0	16
12. Wendell Davis (wr)	1988-93	207	3,000	14.5	14
13. Jim Keane (e)	1946-51	206	3,031	14.7	23
14. Bill McColl (e)	1952-59	201	2,815	14.0	25
15. Emery Moorehead (te)	1981-88	200	2,730	13.7	14
16. Marcus Robinson (wr)	1998-2002	187	2,695	14.4	20
17. Willie Gault (wr)	1983-87	184	3,650	19.8	27
18. Dennis McKinnon (wr)	1983-85; 87-89	182	2,753	15.1	21
Rick Casares (fb)	1955-64	182	1,538	8.5	10
20. James Scott (wr)	1976-80; 82	177	3,202	18.1	20
21. Tom Waddle (wr)	1989-94	173	2,109	12.2	9
22. Ryan Wetnight (te)	1993-99	172	1,522	8.9	9
23. Dennis Gentry (wr)	1982-92	171	2,076	12.1	7
24. Brad Muster (fb)	1988-92	169	1,623	9.6	7
25. Ronnie Bull (hb/fb)	1962-70	163	1,404	8.6	4

## CAREER KICKOFF RETURNS

(25+ Returns)	Years	Returns	Yards	Avg	TD
1. Glyn Milburn	1998-2001	192	4,596	23.9	2
2. Dennis Gentry	1982-92	192	4,353	22.7	3
3. Jerry Azumah	1999-2005	119	2,885	24.2	2
4. Gale Sayers	1965-71	91	2,781	30.6	6
5. Cecil Turner	1968-73	108	2,616	24.2	4
6. Ron Smith	1965; 70-72	85	2,263	26.6	1
7. Brian Baschnagel	1976-84	89	2,104	23.6	0
8. Nate Lewis	1994-95	77	1,778	23.1	0
9. Charlie Bivins	1960-66	62	1,531	24.7	0
10. Ahmad Merritt	2001-2003	65	1,434	22.1	0
11. Dick Gordon	1965-71	58	1,362	23.5	0
12. Johnny Morris	1958-67	54	1,267	23.5	0
13. Willie Galimore	1957-63	43	1,100	25.6	1
14. Tyrone Hughes	1997	43	1,008	23.4	0
15. Rashied Davis	2005-06	43	1,004	23.3	0

## CAREER PUNT RETURNS

(25+ Returns)	Years	Returns	Yards	Avg	TD
1. George McAfee	1940-41; 45-50	112	1,431	12.8	2
2. Dennis McKinnon	1983-85; 87-89	127	1,171	9.2	3
3. Jeff Fisher	1981-84	123	1,137	9.2	1
4. R.W. McQuarters	2000-04	93	983	10.6	2
5. Glyn Milburn	1998-2001	94	970	10.3	1
6. Johnny Morris	1958-67	104	893	8.6	1
7. Steve Schubert	1975-79	103	866	8.4	3
8. Virgil Livers	1975-79	86	738	8.6	0
9. Johnny Bailey	1990-91	72	680	9.4	1
10. J.R. Boone	1948-51	56	635	11.3	0
11. Ray McLean	1940-47	42	622	14.8	3
12. Devin Hester	2006	47	600	12.8	3
13. Leon Johnson	2001-02	56	543	9.7	0
14. Lew Barnes	1986	59	482	8.5	0
15. Lenny Walterscheid	1977-82	57	424	7.4	0

## CAREER PUNTING

(75+ Punts)	Years	Punts	Yards	Gross Avg
1. George Gulyanics	1947-52	113	5,032	44.5
2. Brad Maynard	2001-2006	534	22,625	42.4
3. Todd Sauerbrun	1995-99	328	13,849	42.2
4. Bobby Joe Green	1962-73	833	35,057	42.1
5. Fred "Curley" Morrison	1950-53	243	10,170	41.9
6. Bryan Wagner	1987-88	115	4,743	41.2
7. Maury Buford	1985-86; 89-91	354	14,491	40.9
8. Ed Brown	1954-61	343	13,912	40.6
9. Dave Finzer	1984	83	3,328	40.1
10. Edmund "Zeke" Bratkowski	1954; 57-60; 72	76	3,023	39.8





**January 21, 2007**

*Virginia McCaskey accepts the George S. Halas trophy, named in honor of her father, from Tony Dorsett following the Bears 39-14 win over the New Orleans Saints in last season's NFC Championship game.*

## - 1920s -

- 9/17/20**—George Halas, representing the Decatur Staleys, meets with representatives of 11 other clubs at Ralph Hay's Hupmobile showroom in Canton, Ohio, forming the American Professional Football Association — which later became the NFL. Membership is set at \$100.
- 1920**—The Staleys shut out 10 of their 13 foes, losing only to the Chicago Cardinals (7-6 at Normal Park), and post a 10-1-2 record. Each player is paid \$1,900 for the season.
- 1921**—Decatur Staleys become Chicago Staleys, play in Wrigley Field, and win the APFA title with 9-1-1 record. A. E. Staley gives Halas the club with \$5,000 to keep the Staleys name for the year. Halas makes Dutch Sternaman his partner.
- 1/28/22**—Franchise renamed Chicago Bears.
- 11/27/22**—First Chicago player deal: Bears buy tackle Ed Healey's contract from the Rock Island Independents for \$100—twice the going rate for a franchise that season.
- 11/22/25**—Harold "Red" Grange signs with Bears and pro football leaves its cradle. His agent C.C. (Cash & Carry) Pyle negotiates a \$100,000 deal with the Bears. Halas takes the Bears and Grange on a coast-to-coast tour that sees the club play 19 games from Nov. 26 through Jan. 31 interrupted only by a two-week rest. The Bears post a 13-5-1 record on the trip.
- 11/26/25**—Grange's first game—36,000 see Bears and Cardinals go 0-0 in Wrigley Field with Grange held to 36 yards.
- 11/16/26**—Grange gets two TDs as the Bears impress 75,000 in the LA Coliseum beating the LA Tigers 17-7.
- 3/1/26**—Bears open offices at 111 W. Washington in Chicago.

## - 1930s -

- 1930**—After a 4-9-2 1929 season, George Halas replaces himself as head coach with Ralph Jones. Jones posts a 24-10-7 record during his three seasons.
- 12/15/30**—Bears and Cardinals play football's first indoor game on an 80-yard field in Chicago Stadium. The exhibition aids unemployment; Bears win 9-7 before 10,000 fans.
- 11/15/31**—New Yorkers (including Gov. Alfred E. Smith and Mayor Jimmy Walker) in field boxes at \$100 a seat watch Bears top Giants at Polo Grounds 12-6.
- 12/18/32**—Bronko Nagurski hits Red Grange with a two-yard TD pass and the Bears top the Portsmouth Spartans 9-0 for the NFL championship. The game was played before 11,198, indoors at Chicago Stadium on an 80-yard field.

- 1932**—Franchise loses \$18,000 prompting Dutch Sternaman to unload his half of the Bears to George Halas.
- 1933**—George Halas returns as head coach and takes club out of town for training camp for the first time. University of Notre Dame is the host.
- 11/5/33**—Boston Redskins beat Bears, 10-0, ending Chicago's 16-game unbeaten string.
- 12/17/33**—Bears use rookie Jack Manders' accurate kicking for 11 points and defeat the Giants 23-21 in the NFL's first championship game.
- 1934**—Halas University, the Bears alumni association begins. Annually, Bear veterans return during season for Homecoming Weekend.
- 1934**—Bears hold training camp at Lane Tech High in Chicago.
- 8/31/34**—A classic is born as 79,432 watch the NFL champion Bears held to a scoreless tie by the first College All-Star team in a game sponsored by *Chicago Tribune* Charities at Soldier Field.
- 12/2/34**—Rookie Beattie Feathers becomes first pro to rush for 1,000 yards in a season (1,004), leading the NFL.
- 12/9/34**—Undefeated Bears slip before Giants in NFL title tilt at Polo Grounds 30-13 before 35,059. With Chicago leading 10-3 at the half, NY dons basketball sneakers and scores 27 points.
- 1935**—Training camp is conducted at St. John's Military Academy in Delafield, Wis..
- 1936**—Bears make Joe Stydahar, a tackle from West Virginia, their first draft pick ever.
- 12/12/37**—Bears win Western Division title but lose NFL Championship 28-21 to Redskins at Wrigley Field. Sammy Baugh hits 18 of 33 for 335 yards and three TDs. Jack Manders scores 15 of the Bears points. A Chicago player's share is \$127.78.

## - 1940s -

- 12/8/40**—Ten Bears tally TDs as Chicago rips Washington 73-0 for the NFL title before 36,034 in D.C. The rout signals the beginning of pro football's modern era with the formal unveiling of the T-formation. Each player receives \$873.
- 1941**—*Bear Down, Chicago Bears*, the Bears new fight song, is published.
- 12/14/41**—Bears and Packers agree their playoff game should be played to a "sudden death" finish in event of tie. NFL adopts plan 1/24/42.
- 1942**—George Halas departs in October for the US Navy. The Bears win their final six games, finish the season 11-0, and advance to the title game but lose to Washington, 14-6.



**1943**—"Hunk" Anderson and Luke Johnsos co-coach the wartime Bears for the next three seasons, compiling a 15-11-2 record.

**11/14/43**—Sid Luckman becomes the first pro to pass for 400+ yards in a game, scorching the Giants for 433 yards and seven TDs.

**12/26/43**—The Bears blast Washington 41-21 in Wrigley Field for the NFL title before 34,320 fans. Sid Luckman throws five TD passes (2 each to Harry Clark and Dante Magnani). Bronko Nagurski scores his last Bear TD, a 3-yard run.

**12/15/46**—With George Halas around for the full season, the Bears whip the Giants 24-14 before a record NFL title crowd of 58,346 in the Polo Grounds. After opening with a 21-yard TD pass to Ken Kavanaugh, Sid Luckman gets the winning score on a 19-yard bootleg.

**1948**—Bears make the first trade for a draft choice, then select QB Bobby Layne.

**12/11/49**—Johnny Lujack sets NFL passing record with 468 yards against the Cardinals.

### — 1950s —

**12/17/50**—Bears and Rams tie for Western Division title with 9-3 marks but Rams trip Bears in LA 24-14 to break the tie.

**1956**—Halas retires for a third time. Paddy Driscoll gets the position.

**12/30/56**—Giants, with their sneakers again, trounce Chicago 47-7 before 56,836 in Yankee Stadium for NFL title.

**11/2/58**—Bears and Rams establish NFL attendance record drawing 90,833 paid (100,470 actual) in the LA Coliseum. Rams win 41-35.

### — 1960s —

**10/22/61**—Bears destroy the scorching 49er shotgun formation 31-0 with Bill George playing middle guard and the defensive line stunting.

**12/29/63**—Bears intercept five YA Tittle passes and capture NFL title from Giants 14-10 in Wrigley Field before 45,801 and closed circuit TV. QB Bill Wade gets both TDs on two- and one-yard runs. Each Bear earns \$5,899.

**1964**—Flanker Johnny Morris catches NFL record 93 passes.

**1965**—Bears set standard for draft by selecting LB Dick Butkus and RB Gale Sayers in first round.

**1965**—Rookie Sayers bursts into pro football with a NFL-record 22 TDs.

**12/12/65**—Gale Sayers scores six TDs against 49ers.

**1966**—Gale Sayers sets NFL combined yards record with 2,440.

**5/27/68**—The all-time winningest coach in football history, George Halas, retires from coaching after 40 seasons with 324 wins, 151 defeats, 31 ties.

### — 1970s —

**3/19/70**—George Halas elected president of the National Football Conference as NFL-AFL merge.

**6/16/70**—Bear running back Brian Piccolo dies of cancer. Club establishes Piccolo Fund, raising almost \$2 million for cancer research.

**12/13/70**—Bears say goodbye to Wrigley Field by trouncing Green Bay 35-17. They will make Soldier Field their home in 1971.

**9/19/71**—The Bears open at Soldier Field by defeating the Pittsburgh Steelers, 17-15.

**9/12/74**—Jim Finks joins Bears as Vice President and General Manager after serving as Vikings' GM and NFL Management Council Advisor.

**12/17/74**—After three seasons and a record of 11-30-1, Abe Gironi departs as head coach.

**12/31/74**—Former NFL star linebacker Jack Pardee is named Bear head coach—the first non-Bear to hold the job.

**7/12/75**—Bears open training camp at Lake Forest College after 31 seasons in Rensselaer, Indiana.

**11/20/77**—En route to leading the NFL in rushing with a Bear record 1,852 yards on the season, Walter Payton dashes through the Vikings for a NFL record 275 yards. Bears win 10-7 at Soldier Field.

**12/18/77**—A 28-yard FG by Bob Thomas with :09 left in overtime gives Bears a 12-9 win over the Giants, a 9-5 record, a six-game win streak, and their first playoff spot in 14 years.

**12/26/77**—Bears finish season with 37-7 playoff loss at Dallas, but set 28 team records and play before a home record 401,513 fans in seven Soldier Field dates.

**1/19/78**—With a three-year record of 20-22, Jack Pardee resigns to seek Redskins coaching job.

**2/16/78**—Neill Armstrong, Minnesota Vikings defensive coordinator, becomes head coach.

**9/3/79**—Bears occupy \$1.6 million new headquarters named Halas Hall on Lake Forest College campus.

**12/16/79**—Massive heart attack claims George (Mugs) Halas at 54. Bears rout St. Louis 42-6 and Dallas tips Washington 35-34. The combination sends 10-6 Bears to the playoffs.

**12/23/79**—After leading 17-10, Bears drop the Wild Card game at Philadelphia, 27-17.

## — 1980s —

**10/6/80**—Payton gains 133 rushing and 14 receiving to raise lifetime combined yardage to 9,492—breaking Sayers' club record. Bears beat Tampa 23-0 at Soldier Field.

**11/27/80**—David Williams takes Thanksgiving Day overtime kickoff at Detroit 95 yards for TD in fastest OT in NFL history (21 seconds).

**12/7/80**—Bears whip Packers 61-7 at Soldier Field, equaling club record for points and setting records for first downs (33) and completion percentage (83.3%, 20 of 24). Vince Evans throws for 316 yards—most by a Bear in 10 years.

**1/4/82**—After four seasons and a 30-35 record, Neill Armstrong departs as head coach.

**1/20/82**—Mike Ditka, assistant offensive coach of the Dallas Cowboys, becomes head coach.

**8/24/83**—Jim Finks resigns as General Manager after nine seasons. George Halas names Jerry Vainisi as the club's General Manager.

**10/31/83**—Bears' founder and owner, George Halas, dies at the age of 88.

**11/11/83**—Michael B. McCaskey becomes the third president in franchise history.

**2/19/84**—Rudy Custer, business manager for 38 years, announces his retirement.

**10/7/84**—Walter Payton breaks Jim Brown's rushing record with a third quarter six-yard run against New Orleans at Soldier Field. He finishes the day with 32 carries for 154 yards.

**11/25/84**—Bears defeat Vikings 34-3 at Minneapolis to clinch first Central Division crown.

**12/30/84**—Visiting Bears beat Redskins 23-19 for first playoff win since 1963, advancing to team's first NFC Championship before losing 23-0 to eventual champion 49ers.

**1985**—Bears win first 12 games of season en route to posting 15-1 regular season mark, tying the most regular season wins by a team in NFL history. Chicago claims second straight NFC Central title as club-record nine players are selected to Pro Bowl.

**1/5/86**—Bears host first playoff game since 1963 and shut out New York Giants, 21-0.

**1/12/86**—Bears blank Los Angeles Rams, 24-0, in NFC Championship game at Soldier Field and advance to Super Bowl XX.

**1/26/86**—Chicago sets seven Super Bowl records in first appearance including most points (46) and largest margin of victory

(36) in 46-10 rout of the New England Patriots. The game was witnessed by record-setting number of viewers via television worldwide. The next day the team was greeted by an estimated 500,000 people in a ticker-tape parade in downtown Chicago.

**1986**—Bears capture third straight NFC Central title with 14-2 mark; defense allows NFL record-low 187 points. Bears lose divisional playoff game to Redskins, 27-13.

**12/20/87**—Walter Payton plays final regular season game at Soldier Field (rushes for 79 yards and 2 TDs). "Walter Payton Day" is celebrated prior to game as club president Michael McCaskey retires jersey number 34.

**1987**—Bears win fourth consecutive division title with 11-4 mark in strike-interrupted season. Team posts four-straight winning seasons, a feat last accomplished by Bears from 1946-51. Redskins come back from 14-0 deficit to beat Bears 21-17 in playoffs.

**1988**—Bears post 12-4 record (tied for best in NFL) and advance to NFC Championship game before losing to eventual Super Bowl Champion San Francisco. Bears finish five-year period (1984-88) with 62 wins—most by any NFL team ever in such a span.

**12/3/89**—Kevin Butler connects on his 24th straight field goal to set an NFL record for consecutive field goals made.

**12/24/89**—Richard Dent sacks Joe Montana and becomes the Bears' all-time sack leader with 82, surpassing Jim Osborne.

## — 1990s —

**6/6/90**—Andy McKenna and Patrick G. Ryan, two Chicago businessmen, purchase approximately 20% (total) of the Bears from the McCaskeys.

**1990**—Bears regain NFC Central title with 11-5 mark, and beat the Saints 16-6 in First Round playoff game before falling to eventual Super Bowl Champion NY Giants, 31-3, in Dan Hampton's final game.

**12/8/91**—Mike Ditka wins his 100th regular season game as the Bears' head coach with a 27-13 victory over the Green Bay Packers at Soldier Field.

**1991**—Chicago finishes 11-5 and earns a Wild Card berth in the playoffs. The Bears are upset in the First Round by the Dallas Cowboys, 17-13, at Soldier Field.

**10/4/92**—Kevin Butler becomes the Bears all-time leading scorer with a 50-yard FG. He surpasses Walter Payton's 750 points.

**12/13/92**—In Mike Singletary's final home game, the Bears upset AFC Central champion Pittsburgh Steelers, 30-6.

**1/19/93**—Dave Wannstedt is hired as the 11th head coach in club history.



- 10/3/93**—The Bears play their 1,000th game in franchise history, shutting out the Atlanta Falcons in Soldier Field, 6-0.
- 10/31/94**—Dick Butkus' and Gale Sayers' jersey numbers (51 and 40) retired at halftime before a Monday night national audience.
- 12/24/94**—Kevin Butler becomes the first Bear to surpass the 1,000 point mark with his first quarter FG vs. New England.
- 11/95**—9-7 Bears earn a Wild Card berth and upset the Vikings with a 35-18 playoff win at Minnesota.
- 5/12/95**—Michael McCaskey announces plans for a new \$20 million state-of-the-art Bears' headquarters at the ground-breaking ceremony in Lake Forest.
- 1995**—Bears win final two games to finish 9-7 but are eliminated on final day as Falcons upset 49ers to earn last postseason spot.
- 3/3/97**—Bears move into Halas Hall at Conway Park, the team's state-of-the-art, 38-acre headquarters. All team operations are under one roof in Lake Forest, four miles west of the original Halas Hall.
- 11/23/97**—The Bears defeat the Tampa Bay Buccaneers 13-7 for the 600th win in team history. Chicago becomes the first NFL franchise to reach the 600-win plateau.
- 12/28/98**—Dave Wannstedt's coaching tenure ends after six seasons and a 41-57 record.
- 1/24/99**—Dick Jauron is hired as the 12th head coach in club history.
- 2/4/99**—Ted Phillips is named the fourth President and CEO in team history.
- 11/1/99**—Hall of Fame running back Walter Payton dies at the age of 45. The Bears name the Halas Hall indoor facility in his honor the following off-season.

## — 2000s —

- 6/12/01**—Jerry Angelo named first Bears general manager since the 1986 season.
- 2001**—Bears win NFC Central title in the final year of the division's existence. The Bears, Packers, Lions and Vikings move into the NFC North with the addition of the League's 32nd team, the Houston Texans. The Bears finished the 2001 season with a 13-3 mark and reached the playoffs for the first time since 1994, losing to Philadelphia 31-19 in the final game at Soldier Field.

- 2002**—The Bears opened a new training camp home for the first time in 18 years, moving from Platteville, Wis., to the campus of Olivet Nazarene University in Bourbonnais, Ill., just 60 miles south of Chicago. The Bears also played each of their 10 home games at Memorial Stadium on the campus of the University of Illinois in Champaign while the new stadium at Soldier Field was being constructed.
- 9/29/03**—The Bears make their debut in the new Soldier Field against the Green Bay Packers on *Monday Night Football*, dropping a 38-23 decision to the Packers.
- 10/26/03**—The Bears defeat the Detroit Lions 24-16 at Soldier Field to become the first team in the NFL to win 650 games.
- 12/29/03**—Dick Jauron's coaching tenure ends after five seasons and a 35-46 record.
- 1/15/04**—Lovie Smith is hired as the 13th head coach in club history.
- 12/25/05**—The Bears beat the Packers 24-17 at Green Bay in the first-ever Christmas Day game for both teams. With the win, the Bears clinched their first NFC North title.
- 2006**—Bears claim second straight NFC North title and home-field advantage throughout the playoffs with a 13-3 record.
- 1/14/07**—Bears earn first home playoff win since 1991 with a 27-24 overtime win over defending NFC Champion Seattle.
- 1/21/07**—Bears win NFC Championship and a trip to Super Bowl XLI with a 39-14 win over the New Orleans Saints.
- 2/4/07**—Bears return specialist Devin Hester becomes the first player in Super Bowl history to return the game's opening kickoff for a touchdown while Chicago tied a record with 14 first-quarter points. The Bears and Indianapolis Colts combined for a Super Bowl record four turnovers (2 each) in the first Super Bowl played in adverse playing conditions (rain) at Dolphin Stadium in Miami. The Colts would go on to beat the Bears 29-17.



## GEORGE S. HALAS

February 2, 1895 – October 31, 1983

Leading the Chicago Bears for more than a half-century, George S. Halas, the team's founder and head coach for 40 years, was one of the most enduring personalities in sports history. Halas was active with the Bears starting in 1920 when he founded the team.

Halas was born and raised on Chicago's west side and prepped at Crane Tech High School before attending the University of Illinois. In Champaign, he earned a B.S. degree while lettering in football, basketball and baseball. After graduation in 1918, Halas joined the Navy for the first of two tours of duty. He was named Player of the Game in the 1919 Rose Bowl, playing end on the Great Lakes team that beat the Marines 17-0. A commander when he left active duty in 1946, Halas retired as a captain in the Naval Reserve. He was also awarded the Distinguished Citizens Award—the highest honor the Navy can bestow on a civilian.

After leaving the Navy, Halas played right field for the New York Yankees, but a hip injury shortened his baseball career. Halas went to work for a Decatur (IL) corn products firm owned by an enthusiastic sports fan, Mr. A.E. Staley, who sponsored a semi-pro baseball team, and later commissioned Halas to organize an independent football team.

**PRO CAREER:** As a player, Halas set an NFL record (which stood 49 years until 1972) when he took a Jim Thorpe fumble 98 yards for a TD in a 26-0 win over the Oorang Indians at Wrigley Field (11/4/23). He played end for the Bears from 1920-29 and was named to the NFL all-pro squad of the 1920s.

**PRO COACHING CAREER:** Three times Halas interrupted his coaching activities by his own volition. He first turned over the leadership to Ralph Jones from 1930 through 1932. In 1942 when he left for the Navy, Luke Johnsos and "Hunk" Anderson shared head coaching responsibilities until '45. John "Paddy" Driscoll coached in 1956-57. Coincidentally, in '33 and again in '46 when Halas resumed coaching, his Bears won world championships.

During the 1940s, his teams reached the height of their power with four straight Western Conference titles; three world championships; a fantastic four-season record (including pre-season games) of 62-7-1 (.899); scored 2,164 points and allowed just 842. The 1940 team, which defeated the Washington Redskins 73-0 for the World Championship, was voted the greatest professional team of all-time by the National Academy of Sports Editors in 1963.

Resuming coaching in 1958, Halas needed five years to develop another champion, when in 1963 the Bears won their eighth championship. *The Sporting News*, AP, and UPI named him Coach of the Year after the 1963 and 1965 seasons. Halas retired from coaching on May 27, 1968, with a career record of 324-151-31. His win total was the best in NFL history until Don Shula broke the mark on 11/14/93. Halas is a charter member of the Pro Football Hall of Fame.



### HALAS' BEARS RECORDS

- Longest run with opponent's fumble: 98 yards, TD (11/4/23)

### NFL COACHING RECORDS

- Most World Champions: 6\* (1921, 1933, 1940, 1941, 1946, 1963)

### BEARS COACHING RECORDS

- Most regular season wins: 318
- Most consecutive regular season victories: 17 (1933-34)
- Most consecutive wins (including post-season): 18 (1933-34)
- Most World Champions: 6 (1921, 1933, 1940, 1941, 1946, 1963)

\*Tied with "Curly" Lambeau



## GEORGE S. HALAS, JR.

September 4, 1925 - December 16, 1979



"Mugs" Halas was an integral part of the Chicago Bears before his untimely death in 1979. The son of pro football founder George S. Halas, Mugs spent 30 years in pro football. He joined the Bears' front office in 1950, was named treasurer in 1953, and became president of the club in 1963. In his first season as president, the Bears were NFL champions. Mugs was the second of just four presidents in the franchise's 87-year history. He succeeded his father, George S. Halas, and was followed by Michael McCaskey and current president Ted Phillips. His numerous contributions on a league-level included membership on the executive committee of the NFL Management Council.

Mugs learned football at a young age, serving as a ball boy while growing up. He earned a business degree from Loyola in 1949, before entering pro football on a full-time basis. Mugs is remembered for his love and devotion to the game.

## EDWARD W. McCASKEY

April 27, 1919 - April 8, 2003



Edward (Ed) W. McCaskey served as an executive with the Bears for 36 years, serving as Chairman Emeritus of the club from 1999 until his death in 2003. He was the team's second Chairman of the Board, succeeding team founder George Halas in 1983 following 17 years as the team's Vice President and Treasurer. McCaskey married Halas' only daughter, Virginia, in 1943 and joined the team at Halas' request in 1967.

McCaskey was a popular figure within the NFL and was referred to by many as the "conscience" of the League, as well as a sounding board for many of its leaders. He contributed to numerous charitable and civic organizations on behalf of the Bears and served as the guiding force behind the Brian Piccolo Fund.

## WALTER PAYTON

July 25, 1954 - November 1, 1999



- Drafted 4th overall in 1975; Retired after the 1987 season
- Retired as NFL's all-time leader in rushing and combined net yards
- Held 16 NFL Records when he retired including the League's all-time leading rusher which was surpassed by Emmitt Smith in 2002
- Voted to nine Pro Bowls (1977, 78, 79, 80, 81, 84, 85, 86, 87)
- Holds 27 Bears' Records (24 regular season/career, three postseason)
- Jersey #34 is retired; Elected to Hall of Fame, Jan. 30, 1993; Inducted July 31, 1993

### Payton's Pro Stats

Year	Rush	Yds	Avg	Lg	TD	Rec	Yds	Avg	Lg	TD	G-GS
1975 Bears	196	679	3.5	54	7	33	213	6.5	40	0	13-7
1976 Bears	311	1,390	4.5	60	13	15	149	9.9	34	0	14-14
1977 Bears	339	1,852	5.5	73	14	27	269	10.0	75	2	14-14
1978 Bears	333	1,395	4.2	76	11	50	480	9.5	61	0	16-16
1979 Bears	369	1,610	4.4	43	14	31	313	10.1	65	2	16-16
1980 Bears	317	1,460	4.6	69	6	46	367	8.0	54	1	16-16
1981 Bears	339	1,222	3.6	39	6	41	379	9.2	30	2	16-16
1982 Bears	148	596	4.0	26	1	32	311	9.7	40	0	9-9
1983 Bears	314	1,421	4.5	49	6	53	607	11.5	74	2	16-16
1984 Bears	381	1,684	4.4	72	11	45	368	8.2	31	0	16-16
1985 Bears	324	1,551	4.8	40	9	49	483	9.9	65	2	16-16
1986 Bears	321	1,333	4.2	41	8	37	382	10.3	37	3	16-16
1987 Bears	146	533	3.7	17	4	33	217	6.6	16	1	12-12
<b>Career</b>	<b>3,838</b>	<b>16,726</b>	<b>4.4</b>	<b>76</b>	<b>110</b>	<b>492</b>	<b>4,538</b>	<b>9.2</b>	<b>75</b>	<b>15</b>	<b>190-184</b>

Also: Career passing: 11-34-331, 8 TDs, and 5 int's

Career kickoff returns: 17 for 539 yards (31.7 avg.), no TDs

Career punting: 1 for 39 yards (1975)

### Playoffs

Year	Rush	Yds	Avg	LG	TD	Rec	Yds	Avg	LG	TD	G-GS
1977 Bears	19	60	3.1	11	0	3	33	11.0	20	0	1-1
1979 Bears	16	67	4.2	12	2	3	52	17.3	31	0	1-1
1984 Bears	46	196	4.3	20	0	4	23	5.8	12	0	2-2
1985 Bears	67	186	2.8	12	0	8	52	6.5	19	0	3-3
1986 Bears	14	38	2.7	9	0	1	-2	-2.0	-2	0	1-1
1987 Bears	18	85	4.7	16	0	3	20	6.7	9	0	1-1
<b>Career</b>	<b>180</b>	<b>632</b>	<b>3.5</b>	<b>20</b>	<b>2</b>	<b>22</b>	<b>178</b>	<b>8.1</b>	<b>31</b>	<b>0</b>	<b>9-9</b>

Also: 3 kickoff returns for 57 yards in 1977



Since the Hall of Fame opened in Canton, Ohio on Sept. 7, 1963, 237 NFL players and coaches have been inducted. On Aug. 3, 2002, Bears DE Dan Hampton became the 26th Chicago Bear enshrined in the Hall-of-Fame. The 26 honored Monsters of the Midway are the most of any team followed by Green Bay with 20.

**DOUG ATKINS****Defensive End****#81****Inducted: 1982 BEARS: 12 seasons (1955-66) NFL: 17 seasons**

Three-time all-NFL (1960, 61, 62)...Eight-time Pro Bowler (1958-64; 66)...Named Outstanding Lineman in 1959 Pro Bowl...Cleveland's first-round pick in 1953 who came to Chicago in a 1955 trade with Browns...Joined Saints for final three seasons via 1967 trade...Conference track champion in the high-jump and scholarship basketball player at Tennessee.

**Atkins****GEORGE BLANDA****Quarterback-Kicker****#16, 22****Inducted: 1981 BEARS: 10 seasons (1949-58) NFL: 26 seasons**

Concluded NFL career as all-time leader in seasons (26), games (340), points (2,002), PAT attempts (959), PATs (943), FG attempts (638), and interceptions (277)...Bears career record holder in consecutive games with a score (83), and consecutive extra points (156); fourth in club history with 541 points...Retired in 1959, but returned in 1960 to play seven seasons with Houston (1960-66) and nine with Oakland (1967-75)...Led Oilers to two AFL titles and was 1961 Player of the Year...Set NFL record with 68 pass attempts vs. Buf. (11/1/64)...Voted Male Athlete of the Year by AP in 1970...Finished 340-game career with 2,002 points, 4,007 attempts for 26,920 passing yards and 236 TDs...Retired one month shy of 49th birthday...Played college ball at Kentucky.

**Blanda****DICK BUTKUS****Middle Linebacker****#51****Inducted: 1979 BEARS: 9 seasons (1965-73) NFL: 9 seasons**

Third pick of 1965 draft...Beat out incumbent middle linebacker Bill George...Denied Rookie of the Year honors when edged by teammate and fellow Hall of Fame enshrinee Gale Sayers...One of only six Bears to earn Pro Bowl honors each of their first three seasons in the League...Seven-time all-NFL...Bears all-time leader with 25 fumble recoveries (third in NFL history) and second with 47 turnovers (fumbles + interceptions)...Born and raised in Chicago; attended college at Illinois.

**Butkus****GEORGE CONNOR****Tackle-Linebacker****#71, 81****Inducted: 1975 BEARS: 8 seasons (1948-55) NFL: 8 seasons**

First of the big, mobile outside linebackers...All-NFL five times — including 1951 and '52 on both offense and defense...Voted to first four Pro Bowls (1951-54)...Dramatic display in 1952 Pro Bowl when, late in the game with opposition deep in territory, he made a tackle-for-loss on first down, solo stop on second down, sacked QB on third down, and batted down fourth down pass in the endzone...Injuries forced retirement after 1955 season...All-America one year at Holy Cross and two seasons at Notre Dame.

**Connor**



**MIKE DITKA****Tight End-Coach****#89****Inducted: 1988 BEARS: Player (1961-66), Coach (1982-92) NFL: 17 seasons**

First tight end inducted to the Hall...Credited for changing the tight end from a "third tackle" to a receiving position...NFL Rookie of the Year in '61 with 56 receptions (still a Bears rookie record)...Voted to Pro Bowl following five seasons...His 427 career catches were most in NFL history by a tight end until Kellen Winslow broke the mark in 1980...Holds three Bears records...Assistant coach for Dallas before being named Bears head coach on January 20, 1982...Guided team to 112 wins, six NFC Central titles, three NFC Championship games, and the Bears only Super Bowl victory...Bears first-round pick (fifth overall) in 1961 from Pittsburgh.

**Ditka****JOHN "PADDY" DRISCOLL****Running Back****#1, 20****Inducted: 1965 BEARS: 5 seasons (1920; 26-29) NFL: 10 seasons**

The NFL's first "franchise" player...Triple threat athlete who excelled at running, punting, and drop-kicking for field goals...Played with Chicago Cardinals (1920-25)...Scored 27 points in 1923 game vs. Rochester (four TDs, three PATs)...His 50-yard field goal in 1925 was NFL record for several years...Born in Evanston, IL, and attended Northwestern.

**Driscoll****JIM FINKS****General Manager****Inducted: 1995 BEARS: 9 seasons (1974-82) NFL: 34 seasons**

One of the architects of the great Bears teams of the '80's. He joined the team just two days before the start of the 1974 season and spent the season evaluating the team's talent, including players, coaches and front office personnel. He served as Executive Vice President and General Manager with the Bears after breaking into the League as both cornerback and quarterback for the Steelers from 1949-55. After spending his first three seasons in the NFL in the defensive backfield, he switched back to quarterback in 1952 and was selected to play in the Pro Bowl in 1953. He also spent 10 seasons as GM at Minnesota (1964-73) and eight at New Orleans (1986-93).

**Finks****DANNY FORTMANN****Guard****#21****Inducted: 1965 BEARS: 8 seasons (1936-43) NFL: 8 seasons**

Ninth-round pick in NFL's first draft (1936)...As a rookie in 1936, at age 20, he was the league's youngest starter...Signal caller for linemen on offense and deadly tackler on defense...All-NFL from 1938-43...The Bears finished first five times, second twice, and third once during his eight years...Pursued medical studies at University of Chicago while playing with Bears...Played at Colgate.

**Fortmann****BILL GEORGE****Linebacker****#61, 72****Inducted: 1974 BEARS: 14 seasons (1952-65) NFL: 15 seasons**

Joined Bears in 1952 as "middle guard", but became league's first middle linebacker when he dropped off the line in 1954...All-NFL eight times in nine years...Voted to Pro Bowl eight straight seasons (1955-62)...Defensive signal caller final 10 seasons in Chicago...18 career interceptions...His 14 seasons tie for the most by a Bear player...Finished with Rams (1966)...Attended Wake Forest.

**George**



Grange

**HAROLD "RED" GRANGE Running Back-Def. Back #77****Inducted: 1963 BEARS: 7 seasons (1925; 29-34) NFL: 9 seasons**

Joined Bears on Thanksgiving, 1925—just 10 days following final college game...Attracted crowds of 70,000 at the Polo Grounds and 75,000 in LA Coliseum during 1925 tour—16 games in two months to showcase the Galloping Ghost...Left Bears for NY Yankees of AFL in 1926 which joined NFL the following season...Suffered knee injury vs. Bears in 1927, and missed entire '28 season...Rejoined Chicago in 1929, but was "ordinary" ball carrier...Developed into a good defensive back...All-NFL in 1931...Made TD-saving tackle in final seconds of 1933 Championship Game 23-21 win over NY Giants...Played college ball at Illinois.



Halas

**GEORGE HALAS End-Coach-Owner #7****Inducted: 1963 BEARS: 64 seasons (1920-83) NFL: 64 seasons**

(See bio on page 250.)

**DAN HAMPTON Defensive End #99****Inducted: 2002 BEARS: 12 seasons (1979-90) NFL: 12 seasons**

A first-round draft choice (fourth overall) by the Bears in the 1979 draft, Hampton played for 12 seasons in Chicago and finished his career ranked third on the Bears all-time career sacks list with 82.0. "Danimal," as he was affectionately known by teammates and fans, played in 157 regular season games with 152 starts. He was named to the NFL Team of the '80's by the Pro Football Hall of Fame Board of Selectors and was a Pro Bowl performer four times during that decade (1981, 1983, 1985 and 1986), twice as a defensive end and two times as a defensive tackle. Hampton was named Defensive MVP by Pro Football Weekly in 1982 and started the first 48 games of his career where he established himself as a dominant pass rusher, recording 25 sacks during his first three seasons in the league.



Hampton

**ED HEALEY Tackle #16****Inducted: 1964 BEARS: 6 seasons (1922-27) NFL: 8 seasons**

Acquired by Halas from Rock Island Independents (1920-22) in exchange for gate receipts (\$100) from late-season game in 1922...Ran more than 30 yards in 1924 to tackle his own teammate who was running the wrong way with an interception...Caught running back George Wilson from behind after hurdling several teammates in 1926 game vs. LA All-Stars...Termed "the most versatile tackle of all-time" by Halas...First president of Bear alumni association (1937)...Graduated from Dartmouth.



Healey

**BILL HEWITT End #56****Inducted: 1971 BEARS: 5 seasons (1932-36) NFL: 9 seasons**

Last helmetless player...Four-time all-NFL (1933, '34, '36, '37) and first to do so with two teams...Designed play to win 1933 NFL Championship: jump pass from fullback to Hewitt who caught and lateraled to William Karr...Played for Eagles (1937-39), missed 1940-42 seasons before returning with Philadelphia-Pittsburgh (1943)...Career: 101 catches for 1,606 yards and 25 TDs.



Hewitt



**STAN JONES****Tackle-Guard****#78****Inducted: 1991 BEARS: 12 seasons (1954-65) NFL: 13 seasons**

Selected by Chicago in fifth-round of 1953 draft...Started at tackle; switched to guard in 1954 and became seven-time Pro Bowler (1956-62)...Played offense and defense in 1962 but played solely defense in 1963—when the Bears won the NFL Championship...One of the first pro football players to concentrate on weightlifting...Missed just two games in his first 11 seasons...Traded to Redskins (1966) as a favor from Halas so he could finish his career near his Rockville, Maryland home...College Lineman of the Year for 1953 National Champion Maryland Terrapins.

**Jones****SID LUCKMAN****Quarterback****#42****Inducted: 1965 BEARS: 12 seasons (1939-50) NFL: 12 seasons**

Obtained as second pick of 1939 Draft...Bears all-time leader in yards (14,686), TDs (137), interceptions (132); second in attempts (1,744) and completions (904)...Club season record holder in QB rating (107.8 in 1943) and interceptions (31 in 1947)...Led Bears T-formation attack which won four NFL Titles including 73-0 blitzing of Washington in 1940 Championship...Five-time all-NFL and 1943 league MVP...Passed for record-tying seven TDs in 1943 game vs. Giants...Came out of Columbia University.

**Luckman****ROY "LINK" LYMAN****Tackle****#2, 11, 12, 14, 77****Inducted: 1964 BEARS: 7 seasons (1926-34) NFL: 11 seasons**

Pioneered stunting, slanting, and shifting style defense...Began pro career with Canton (1922-23), winning two championships; moved to Cleveland where he again won a championship...Joined Frankford (1925) before finishing with Bears...Left Bears for 1929 season to play semi-pro ball and in 1932 to settle business problems...In his final two seasons Chicago won the NFL Championship (1933) and division (1934)...No high school ball (school had seven boys), but played at Nebraska.

**Lyman****GEORGE McAFEE Running Back-Def. Back****#5, 33****Inducted: 1966 BEARS: 8 seasons (1940-41; 45-50) NFL: 8 seasons**

Eagles first-round choice in 1940 (second overall)...Immediately traded to Bears for four players...Career average 12.78 yards on 112 punt returns is still NFL record...Returned a kickoff 93 yards for TD in first pro game...Went into the Navy during WWII; returned in 1945...25 career interceptions...All-America at Duke.

**McAfee****GEORGE MUSSO Tackle-Guard-Def. Tackle****#16****Inducted: 1982 BEARS: 12 seasons (1933-44) NFL: 12 seasons**

Signed by Halas for just \$90/game plus \$5 in expenses...Elected team captain in fourth season and kept the title remainder of career...First player to win all-NFL at two positions: tackle in 1935 and guard in 1937...College ball at Millikin.

**Musso**



Nagurski

**BRONKO NAGURSKI** Fullback-Tackle **#3, 16****Inducted:** 1963 **BEARS:** 9 seasons (1930-37; 43) **NFL:** 9 seasons

Powerful, punishing runner who was also a threat to pass...Retired after eight seasons (1937) for a more profitable wrestling career...Returned in 1943 when Bears were short of players (due to WWII)...Played mostly at tackle, but scored TD to put Bears ahead to stay in 1943 Championship game...11th in Bears career rushing...High school teams were winless...All-American at Minnesota.



Payton

**WALTER PAYTON** Running Back **#34****Inducted:** 1993 **BEARS:** 13 seasons (1975-87) **NFL:** 13 seasons

(Payton's stats and bio on page 251.)



Sayers

**GALE SAYERS** Running Back **#40****Inducted:** 1977 **BEARS:** 7 seasons (1965-71) **NFL:** 7 seasons

Fourth pick of 1965 draft...Career: 991-4,956-39 rushing; 112-1,307-9 receiving; 91-2,781-6 kickoff returns; 28-391-2 punt returns...Had 77-yard PR, 93-yard KOR and 25-yard TD pass in first pre-season game...Amassed 2,272 net yards and a rookie-record 22 TDs including record-tying six TDs vs. SF in inaugural season...Picked Rookie of the Year over Butkus...Voted to five Pro Bowls (1966-70) and was Offensive MVP of three...Suffered right knee injury in 1968, but bounced back for second 1,000-yard season...Left knee injury in 1970 ended career...Led NFL in rushing in '66 and '69...20 100-yard rushing games...Fourth on Bears all-time rushing list...Averaged 5.0 yards per carry in career...Set 23 club records and seven NFL marks...Youngest player ever elected to the Hall (34 years old) and his effective playing time is also the shortest of any Hall of Famer...Star back at Kansas.



Singletary

**MIKE SINGLETARY** Linebacker **#50****Inducted:** 1998 **BEARS:** 12 seasons (1981-92) **NFL:** 12 seasons

Second round pick in 1981 draft (38th overall) after two-time consensus all-American career at Baylor...All-rookie honors from Pro Football Writers Assoc., UPI, Pro Football Weekly, and Football Digest...Selected to 10 straight Pro Bowls (1983-92), most ever by a Bear...Most starts by a defensive player in Bears history (172, second to Payton's 184 for most by any player)...Named to NFL Team of the Eighties by NFL Hall of Fame Board of Selectors...AP Defensive Player of the Year in 1985 and '88...1990 NFL Man of the Year for playing excellence and off-the-field community contributions...Defensive captain from 1983-1992...Finished as the team's first or second leading tackler in final 11 seasons...Missed just two games in 12 seasons (both in '86)...Finished career with 1,488 tackles, 19 sacks, seven interceptions...Wife, Kim, presented Mike at his induction.



Stydahar

**JOE STYDAHAR** Tackle **#13, 18****Inducted:** 1967 **BEARS:** 9 seasons (1936-42; 45-46) **NFL:** 9 seasons

First player ever drafted by Bears...All-NFL left tackle (1937-40)...Left for WWII (1943-44), but returned to lead Chicago to 1946 Championship...Star player at West Virginia.



**GEORGE TRAFTON****Center****#13****Inducted: 1964 BEARS: 13 seasons (1920-32) NFL: 13 seasons**

All-NFL center (unofficially) in eight of 13 seasons...Strong, tough, mean player—put four Rock Island players out of action in first 12 plays of a 1920 game...Notre Dame career was cut short when Knute Rockne caught him playing semi-pro ball.

**Trafton****CLYDE "BULLDOG" TURNER Center-Linebacker #66****Inducted: 1966 BEARS: 13 seasons (1940-52) NFL: 13 seasons**

First-round draft pick in 1940...Flawless snapper and excellent blocker who was all-NFL six times...Could also play guard or tackle...Led league in 1942 with eight interceptions at linebacker...Played running back in emergency situations, scored 48-yard TD in 1944...Had 96-yard interception return for TD in 1947...Played college ball for Hardin-Simmons.

**Turner**

In addition to the 26 Bears Hall of Famers, five other inductees spent part of their careers with Chicago:

Player	Position	With Bears	Other teams
Jim Conzelman	Quarterback	1920	Rock Island Independents, Milwaukee Badgers, Detroit Panthers, Providence Steam Rollers
Guy Chamberlin	End	1920-21	Canton Bulldogs, Cleveland Bulldogs, Frankford Yellow Jackets, Chi. Cardinals
Walt Kiesling	Guard	1934	Duluth Eskimos, Pottsville Maroons, Chi. Cardinals, Green Bay Packers, Pittsburgh Pirates
Bobby Layne	Quarterback	1948	NY Bulldogs, Detroit Lions, Pittsburgh Steelers
Alan Page	Defensive Tackle	1978-81	Minnesota Vikings

**PRO FOOTBALL HALL OF FAMERS BY FRANCHISE**

Hall of Famers are listed under all clubs on which they played. PRIMARY refers to the team or teams on which the Hall of Famer made his primary contribution to professional football. MINOR refers to Hall of Famer who spent only a minor portion of their career with a team.

TEAM	PRIMARY	MINOR	TEAM	PRIMARY	MINOR
Chicago Bears	26	5	Miami Dolphins	9	0
Green Bay Packers	20	6	Kansas City Chiefs	7	4
New York Giants	19	9	Minnesota Vikings	7	4
Pittsburgh Steelers	17	5	San Diego Chargers	6	4
Cleveland Browns	16	5	Tennessee Titans	6	4
Washington Redskins	15	5	Buffalo Bills	6	1
St. Louis Rams	13	10	New York Jets	4	1
Oakland Raiders	13	5	New England Patriots	3	0
Detroit Lions	13	4	New Orleans Saints	1	4
Arizona Cardinals	11	5	Denver Broncos	1	2
San Francisco 49ers	11	2	Cincinnati Bengals	1	1
Dallas Cowboys	10	6	Seattle Seahawks	1	1
Indianapolis Colts	10	2	Tampa Bay Buccaneers	1	1
Philadelphia Eagles	9	7	Atlanta Falcons	0	2

## NOTES:

- Last non-sellout: September 9, 1984 vs. Denver (4,432 unsold).
- Heading into 2007, the Bears have 194 straight sellouts (182 regular season, 12 playoffs).
- The Bears vs. All-Stars game on August 22, 1947 drew a crowd of 105,840 at Soldier Field, which was the largest crowd ever to watch any NFL game until August 15, 1994, when the Cowboys-Clippers pre-season game drew 112,376 at Azteca Stadium in Mexico City.

66,900	vs. NY Giants	9/5/93	100,470	at L.A. Rams	11/2/58
66,625**	vs. Philadelphia	10/2/89	90,138	at Washington	9/11/05
66,475	vs. Minnesota	9/17/89	83,501*	at L.A. Rams	12/17/05
65,704**	vs. NY Giants	9/14/87	83,224**	at Cleveland	11/3/80
65,534*	vs. Philadelphia	12/31/88	80,638	at Detroit	11/21/76
65,506	vs. L.A. Rams	10/29/89	80,456	at L.A. Rams	11/3/57
65,420	vs. Minnesota	9/23/90	80,366	at Buffalo	9/29/91
65,293**	vs. San Francisco	10/24/88	80,156	at L.A. Raiders	9/30/90
65,255**	vs. NY Jets	9/23/91	80,024	at Buffalo	10/27/74
65,141*	vs. Washington	1/3/87	78,879	at Detroit	11/28/91

## Five smallest crowds to watch the Bears

29,157	vs. Green Bay	12/16/73	4,074†	at Philadelphia	10/4/87
32,113†	vs. Minnesota	10/11/87	32,637&	at New Orleans	11/6/05
33,557	vs. Green Bay	12/11/77	34,350	at Baltimore	9/25/83
34,306	vs. Green Bay	12/10/78	36,816	at Tampa Bay	11/20/83
35,052	vs. St. Louis	12/14/75	38,642	at Cincinnati	12/10/95

\* playoff game; \*\* Monday Night Football; † strike game; & at Baton Rouge, La.

## Soldier Field

## Ten largest crowds to watch the Bears

Season	Capacity	Sold	Actual (games)	Average	Road (games)
1971	55,049	N/A	385,343 (7)	55,049	396,183 (7)
1972	55,701	N/A	389,907 (7)	55,701	406,556 (7)
1973	55,701	N/A	389,907 (7)	55,701	395,192 (7)
1974	55,753	N/A	389,117 (7)	55,588	372,530 (7)
1975	57,455	387,312	323,868 (7)	46,266	392,929 (7)
1976	57,359	401,123	351,812 (7)	50,258	438,338 (7)
1977	57,359	401,513	336,500 (7)	48,071	409,277 (7)
1978	57,359	458,872	385,976 (8)	48,247	455,542 (8)
1979	57,979	463,832	416,168 (8)	52,011	477,321 (8)
1980	64,154	513,232	464,897 (8)	58,112	486,954 (8)
1981	64,410	515,280	436,563 (8)	54,570	453,575 (8)
1982	65,793	549,354	183,526 (4)	45,107	293,501 (5)
1983	65,793	545,897	418,771 (8)	52,346	409,867 (8)
1984	65,793	516,347	462,159 (8)	57,769	444,496 (8)
1985	65,793	526,344	486,212 (8)	60,776	517,146 (8)
1986	66,030	528,240	495,484 (8)	61,935	478,025 (8)
1987	66,030	528,240	459,192 (8)	57,399	407,783 (7)
1988	66,946	535,568	494,093 (8)	61,761	489,476 (8)
1989	66,946	535,568	489,976 (8)	61,247	506,193 (8)
1990	66,946	535,568	481,018 (8)	60,127	534,440 (8)
1991	66,946	535,568	491,778 (8)	61,472	531,835 (8)
1992	66,950	535,600	478,507 (8)	59,813	529,769 (8)
1993	66,950	535,600	465,332 (8)	58,229	486,675 (8)
1994	66,944	535,552	468,015 (8)	58,502	520,294 (8)
1995	66,944	535,552	476,587 (8)	59,573	510,327 (8)
1996	66,944	535,552	456,348 (8)	57,044	490,590 (8)
1997	66,944	535,552	421,900 (8)	57,738	536,184 (8)
1998	66,944	535,552	429,607 (8)	53,701	462,012 (8)
1999	66,944	535,552	443,713 (8)	55,464	517,237 (8)
2000	66,944	535,552	435,559 (8)	54,407	545,132 (8)
2001	66,944	535,552	482,878 (8)	60,360	525,068 (8)
2002*	52,057	494,847	426,285 (8)	53,286	542,061 (8)
2003	61,500	492,304	444,340 (8)	55,543	546,662 (8)
2004	61,500	495,706	442,272 (8)	55,284	541,641 (8)
2005	61,500	496,965	496,965 (8)	62,121	518,191 (8)
2006	61,500	497,786	497,786 (8)	62,223	550,577 (8)

\* Home games played at Memorial Stadium in Champaign, Ill. Capacity listed is NFL designated Chicago blackout number.

## Soldier Field

## Ten largest crowds to watch the Bears

Season	Capacity	Sold	Actual (games)	Average	Road (games)
1971	55,049	N/A	385,343 (7)	55,049	396,183 (7)
1972	55,701	N/A	389,907 (7)	55,701	406,556 (7)
1973	55,701	N/A	389,907 (7)	55,701	395,192 (7)
1974	55,753	N/A	389,117 (7)	55,588	372,530 (7)
1975	57,455	387,312	323,868 (7)	46,266	392,929 (7)
1976	57,359	401,123	351,812 (7)	50,258	438,338 (7)
1977	57,359	401,513	336,500 (7)	48,071	409,277 (7)
1978	57,359	458,872	385,976 (8)	48,247	455,542 (8)
1979	57,979	463,832	416,168 (8)	52,011	477,321 (8)
1980	64,154	513,232	464,897 (8)	58,112	486,954 (8)
1981	64,410	515,280	436,563 (8)	54,570	453,575 (8)
1982	65,793	549,354	183,526 (4)	45,107	293,501 (5)
1983	65,793	545,897	418,771 (8)	52,346	409,867 (8)
1984	65,793	516,347	462,159 (8)	57,769	444,496 (8)
1985	65,793	526,344	486,212 (8)	60,776	517,146 (8)
1986	66,030	528,240	495,484 (8)	61,935	478,025 (8)
1987	66,030	528,240	459,192 (8)	57,399	407,783 (7)
1988	66,946	535,568	494,093 (8)	61,761	489,476 (8)
1989	66,946	535,568	489,976 (8)	61,247	506,193 (8)
1990	66,946	535,568	481,018 (8)	60,127	534,440 (8)
1991	66,946	535,568	491,778 (8)	61,472	531,835 (8)
1992	66,950	535,600	478,507 (8)	59,813	529,769 (8)
1993	66,950	535,600	465,332 (8)	58,229	486,675 (8)
1994	66,944	535,552	468,015 (8)	58,502	520,294 (8)
1995	66,944	535,552	476,587 (8)	59,573	510,327 (8)
1996	66,944	535,552	456,348 (8)	57,044	490,590 (8)
1997	66,944	535,552	421,900 (8)	57,738	536,184 (8)
1998	66,944	535,552	429,607 (8)	53,701	462,012 (8)
1999	66,944	535,552	443,713 (8)	55,464	517,237 (8)
2000	66,944	535,552	435,559 (8)	54,407	545,132 (8)
2001	66,944	535,552	482,878 (8)	60,360	525,068 (8)
2002*	52,057	494,847	426,285 (8)	53,286	542,061 (8)
2003	61,500	492,304	444,340 (8)	55,543	546,662 (8)
2004	61,500	495,706	442,272 (8)	55,284	541,641 (8)
2005	61,500	496,965	496,965 (8)	62,121	518,191 (8)
2006	61,500	497,786	497,786 (8)	62,223	550,577 (8)

\* Home games played at Memorial Stadium in Champaign, Ill. Capacity listed is NFL designated Chicago blackout number.



## ANNUAL SCORING LEADERS

Year	Player	TD	PAT	FG	Pts
2006*	Gould, Robbie	0	47	32	143
2005	Gould, Robbie	0	19	21	82
2004	Edinger, Paul	0	22	15	67
2003	Edinger, Paul	0	27	26	105
2002	Edinger, Paul	0	29	22	95
2001	Edinger, Paul	0	34	26	112
2000	Edinger, Paul	0	21	21	84
1999	Robinson, Marcus	9	0	0	54
1998	Jaeger, Jeff	0	27	21	90
1997	Jaeger, Jeff	0	20	21	83
1996	Jaeger, Jeff	0	23	19	80
1995	Butler, Kevin	0	45	23	114
1994	Butler, Kevin	0	24	21	87
1993	Butler, Kevin	0	21	27	102
1992	Butler, Kevin	0	34	19	91
1991	Butler, Kevin	0	32	19	89
1990	Butler, Kevin	0	36	26	114
1989	Anderson, Neal	15	0	0	90
1988	Butler, Kevin	0	37	15	82
1987	Butler, Kevin	0	28	19	85
1986	Butler, Kevin	0	36	28	120
1985*	Butler, Kevin	0	51	31	144
1984	Thomas, Bob	0	35	22	101
1983	Thomas, Bob	0	35	14	77
1982	Moorehead, Emery	5	0	0	30
1981	Roveto, John	0	19	10	49
1980	Thomas, Bob	0	35	13	74
1979	Payton, Walter	16	0	0	96
1978	Thomas, Bob	0	26	17	77
1977	Payton, Walter	16	0	0	96
1976	Payton, Walter	13	0	0	78
1975	Thomas, Bob	0	18	13	57
1974	Roder, Mirro	0	18	13	57
1973	Roder, Mirro	0	11	8	35
1972	Percival, Mac	0	26	12	62
1971	Percival, Mac	0	18	15	63
1970	Percival, Mac	0	28	20	88
1969	Percival, Mac	0	26	8	50

Year	Player	TD	PAT	FG	Pts
1968	Percival, Mac	0	25	25	100
1967	Sayers, Gale	12	0	0	72
1966	Leclerc, Roger	0	24	18	78
1965*	Sayers, Gale	22	0	0	132
1964	Morris, Johnny	10	0	0	60
1963	Ditka, Mike	8	0	0	48
1962	Leclerc, Roger	0	36	13	75
1961	Ditka, Mike	12	0	0	72
1960	Aveni, John	0	23	7	44
1959	Casares, Rick	12	0	0	72
1958	Galimore, Willie	12	0	0	72
1957	Blanda, George	1	23	14	71
1956	Casares, Rick	14	0	0	84
1955	Blanda, George	2	37	11	82
1954	Hill, Harlon	12	0	0	72
1953	Blanda, George	0	27	7	48
1952	Blanda, George	1	30	6	54
1951	Lujack, Johnny	7	10	0	52
1950	Lujack, Johnny	11	34	3	109
1949	Lujack, Johnny	2	42	1	57
1948	Lujack, Johnny	1	44	0	50
1947	Kavanaugh, Ken	13	0	0	78
1946	Gallarneau, Hugh	8	0	0	48
1945	Kavanaugh, Ken	6	0	0	36
1944	McLean, Ray	7	0	0	42
1943	Clark, Harry	10	0	0	60
1942	McLean, Ray	9	0	0	54
1941	McAfee, George	12	0	0	72
1940	McLean, Ray	4	1	0	25
1939	Manders, Jack	4	17	3	50
1938	Manders, Jack	3	10	3	37
1937*	Manders, Jack	5	15	8	69
1936	Manders, Jack	4	17	7	62
1935	Karr, William	6	0	0	36
1934*	Manders, Jack	3	31	10	79
1933	Manders, Jack	0	15	6	33

\*Led NFL

## ALL-TIME NFC NORTH STANDINGS

(since 2002)

	Overall record				Division record				Division Titles
	W	L	T	Pct	W	L	T	Pct	
Green Bay	44	36	0	.550	20	10	0	.667	04, 03, 02
BEARS	40	40	0	.500	16	14	0	.533	05, 06
Minnesota	38	42	0	.475	18	12	0	.600	
Detroit	22	58	0	.275	6	24	0	.200	

## 2006 NFC NORTH DIVISION STANDINGS

	Overall record				Division record			
	W	L	T	Pct	W	L	T	Pct
BEARS	13	3	0	.812	5	1	0	.833
Green Bay	8	8	0	.500	5	1	0	.833
Minnesota	6	10	0	.375	2	4	0	.333
Detroit	3	13	0	.188	0	6	0	.000

## ANNUAL RUSHING LEADERS

Year	Player	Yards	Att	TD	Year	Player	Yards	Att	TD
2006	Jones, Thomas	1,210	296	6	1968	Sayers, Gale	856	138	2
2005	Jones, Thomas	1,335	314	9	1967	Sayers, Gale	880	186	7
2004	Jones, Thomas	948	240	7	1966*	Sayers, Gale	1,231	229	8
2003	Thomas, Anthony	1,024	244	6	1965	Sayers, Gale	867	166	14
2002	Thomas, Anthony	721	214	6	1964	Arnett, Jon	400	119	1
2001	Thomas, Anthony	1,183	278	7	1963	Marconi, Joe	446	118	2
2000	Allen, James	1,120	290	2	1962	Marconi, Joe	406	89	5
1999	Enis, Curtis	916	287	3	1961	Galimore, Willie	707	153	4
1998	Bennett, Edgar	611	173	2	1960	Casares, Rick	566	160	5
1997	Harris, Rayment	1,033	275	10	1959	Casares, Rick	699	177	10
1996	Harris, Rayment	748	194	4	1958	Casares, Rick	651	176	2
1995	Salaam, Rashaan	1,074	296	10	1957	Casares, Rick	700	204	6
1994	Tillman, Lewis	899	275	7	1956*	Casares, Rick	1,126	234	12
1993	Anderson, Neal	646	202	4	1955	Casares, Rick	672	125	4
1992	Anderson, Neal	582	156	5	1954	Jagade, Chick	498	157	3
1991	Anderson, Neal	747	210	6	1953	Morrison, Fred	307	95	2
1990	Anderson, Neal	1,078	260	10	1952	Morrison, Fred	367	95	3
1989	Anderson, Neal	1,275	274	11	1951	Dottley, John	670	127	3
1988	Anderson, Neal	1,106	249	12	1950	Gulyanics, George	571	146	2
1987	Anderson, Neal	586	129	3	1949	Gulyanics, George	452	102	5
1986	Payton, Walter	1,333	321	8	1948	Gulyanics, George	439	119	4
1985	Payton, Walter	1,551	324	9	1947	Osmanski, Joe	328	64	1
1984	Payton, Walter	1,684	381	11	1946	Gallarneau, Hugh	476	112	6
1983	Payton, Walter	1,421	314	6	1945	Margarita, Bob	497	112	3
1982	Payton, Walter	596	148	1	1944	Margarita, Bob	463	88	4
1981	Payton, Walter	1,222	339	6	1943	Clark, Harry	556	120	3
1980	Payton, Walter	1,460	317	6	1942	Famiglietti, Gary	503	118	8
1979	Payton, Walter	1,610	369	14	1941	McAfee, George	474	65	6
1978	Payton, Walter	1,395	333	11	1940	Nolting, Ray	373	78	1
1977*	Payton, Walter	1,852	339	14	1939*	Osmanski, Bill	699	121	7
1976	Payton, Walter	1,390	311	13	1938	Nolting, Ray	297	63	2
1975	Payton, Walter	679	196	7		Francis, Sam	297	85	3
1974	Grandberry, Ken	475	144	2	1937	Nolting, Ray	424	106	2
1973	Garrett, Carl	655	175	5	1936	Nagurski, Bronko	529	122	3
1972	Douglass, Bobby	968	141	8	1935	Ronzani, Gene	356	79	2
1971	Shy, Don	420	116	2	1934*	Feathers, Beattie	1,004	119	8
1970	Montgomery, Ross	229	62	0	1933	Nagurski, Bronko	533	128	1
1969*	Sayers, Gale	1,032	236	8					

\*Led NFL

## EXCLUSIVE COMPANY

In 2006, Chicago fell just 82 yards shy of compiling over 2,000 total net rushing yards in consecutive seasons for the first time since 1989-90 with 1,918 on 503 carries (3.8 ypc). The Bears 2006 rushing total was the team's second-highest in the last 11 years (since 1,930 in 1995) following the output of 2,099 yards on 488 carries (4.3 ypc) in 2005 - Chicago's first time topping the 2,000-yard mark since 1990 (2,436). The Bears totaled over 100 yards on the ground nine times in the final 10 games of the 2006 season including a season-high rushing attack of 173 yards on 35 carries (4.9 ypc) in Week 11 at NYJ (11/19). Chicago tallied 34 or more rushing attempts in 11 contests in 2006 and gained more than 130 rushing yards in eight. The Bears did not record 40 or more rushes in a game in the regular season but tallied 46 attempts in the victory over the Saints in the NFC Championship game, a win that improved the Bears record to 60-2 with 44 consecutive victories when rushing 40 or more times in a game since 1984.



## ANNUAL PASSING LEADERS

Year	Player	Att	Cmp	Yards	TD	Int	Rating
2006	Grossman, Rex	480	262	3,193	23	20	73.9
2005	Orton, Kyle	368	190	1,869	9	13	59.7
2004	Hutchinson, Chad	161	92	903	4	3	73.6
2003	Stewart, Kordell	251	126	1,418	7	12	56.8
2002	Miller, Jim	314	180	1,944	13	9	77.5
2001	Miller, Jim	395	228	2,299	13	10	74.9
2000	McNown, Cade	280	154	1,646	8	9	68.5
1999	Matthews, Shane	275	167	1,645	10	6	80.6
1998	Kramer, Erik	250	151	1,823	9	7	83.1
1997	Kramer, Erik	477	275	3,011	14	14	74.0
1996	Krieg, Dave	377	226	2,278	14	12	76.3
1995	Kramer, Erik	522	315	3,838	29	10	93.5
1994	Walsh, Steve	343	208	2,078	10	8	77.9
1993	Harbaugh, Jim	325	200	2,002	7	11	72.1
1992	Harbaugh, Jim	358	202	2,486	13	12	76.2
1991	Harbaugh, Jim	478	275	3,121	15	16	73.7
1990	Harbaugh, Jim	312	180	2,178	10	6	81.9
1989	Tomczak, Mike	306	156	2,058	16	16	68.2
1988	McMahon, Jim	192	114	1,346	6	7	76.0
1987	McMahon, Jim	210	125	1,639	12	8	87.4
1986	McMahon, Jim	150	77	995	5	8	61.4
1985	McMahon, Jim	313	178	2,392	18	11	82.8
1984	McMahon, Jim	143	85	1,146	8	2	97.8
1983	McMahon, Jim	295	175	2,184	12	13	77.7
1982	McMahon, Jim	210	120	1,501	9	7	80.1
1981	Evans, Vince	436	195	2,354	11	20	51.0
1980	Evans, Vince	278	148	2,039	11	16	66.1
1979	Phipps, Mike	255	134	1,535	9	8	69.7
1978	Avellini, Bob	264	141	1,718	5	16	54.6
1977	Avellini, Bob	293	154	2,004	11	18	61.7
1976	Avellini, Bob	271	118	1,580	8	15	49.7
1975	Huff, Gary	205	114	1,083	3	9	57.1
1974	Huff, Gary	283	142	1,663	6	17	50.4
1973	Douglass, Bobby	174	81	1,057	5	7	59.2
1972	Douglass, Bobby	198	75	1,246	9	12	49.5
1971	Douglass, Bobby	225	91	1,164	7	15	38.7
1970	Concannon, Jack	385	194	2,130	16	18	61.6
1969	Concannon, Jack	160	87	1,783	4	8	31.3
1968	Concannon, Jack	143	71	715	5	9	49.8
1967	Concannon, Jack	186	92	1,260	6	14	51.0
1966	Bukich, Rudy	309	147	1,858	10	21	49.1
1965*	Bukich, Rudy	312	176	2,641	20	9	93.6
1964	Bukich, Rudy	160	99	1,099	12	7	89.0
1963	Wade, Bill	356	192	2,301	15	12	73.8
1962	Wade, Bill	412	225	3,172	18	24	70.2
1961	Wade, Bill	250	139	2,258	22	13	93.7
1960	Brown, Ed	149	59	1,079	7	11	50.1
1959	Brown, Ed	247	125	1,881	13	10	77.0
1958	Brown, Ed	218	102	1,418	10	17	51.0
1957	Brown, Ed	185	84	1,321	6	16	44.5
1956*	Brown, Ed	168	96	1,667	11	12	83.1
1955	Brown, Ed	164	85	1,307	9	10	71.4
1954	Bratkowski, Zeke	130	67	1,087	8	17	60.9
1953	Blanda, George	362	169	2,164	14	24	51.3
1952	Romanik, Steve	126	49	772	4	11	34.5
1951	Lujack, Johnny	176	85	1,295	3	8	59.9
1950	Lujack, Johnny	254	121	1,731	4	21	40.9
1949	Lujack, Johnny	312	162	2,658	23	22	75.9
1948	Luckman, Sid	163	89	1,047	13	14	65.2

Year	Player	Att	Cmp	Yards	TD	Int	Rating
1947	Luckman, Sid	323	176	2,712	24	31	67.6
1946*	Luckman, Sid	229	110	1,826	17	16	70.8
1945†	Luckman, Sid	217	117	1,725	14	10	82.6
1944	Luckman, Sid	143	71	1,018	11	11	66.8
1943*	Luckman, Sid	202	110	2,194	28	12	107.8
1942	Luckman, Sid	105	57	1,023	10	13	80.0
1941*	Luckman, Sid	119	68	1,181	9	6	95.5
1940	Luckman, Sid	105	48	941	4	9	60.7
1939	Masterson, Bernie	113	44	914	5	9	49.6
1938	Masterson, Bernie	112	46	848	7	9	55.6
1937	Masterson, Bernie	72	26	615	6	7	55.8
1936	Molesworth, Keith	31	15	188	4	4	67.7
1935	Masterson, Bernie	44	18	456	5	4	79.4
1934	Ronzani, Gene	32	15	150	3	0	91.9
1933	Molesworth, Keith	50	19	433	3	4	56.5

\*Led NFL; †Tied for NFL lead.

## HIGHEST QUARTERBACK RANKINGS

		Season	Att	Cmp	Yards	Pct	Y/Att	TD	TD%	Int	Int%	Rate
1	Sid Luckman	1943	202	110	2,194	54.5	10.86	28	13.9	12	5.9	107.8
2	Jim McMahon	1984	143	85	1,146	59.4	8.01	8	5.6	2	1.4	97.8
3	Sid Luckman	1941	119	68	1,181	57.1	9.92	9	7.6	6	5.0	95.5
4	Bill Wade	1961	250	139	2,258	55.6	9.03	22	8.8	13	5.2	93.7
5	Rudy Bukich	1965	312	176	2,641	56.4	8.46	20	6.4	9	2.9	93.6
6	Erik Kramer	1995	522	315	3,838	60.3	7.35	29	5.6	10	1.9	93.5
7	Rudy Bukich	1964	160	99	1,099	61.9	6.87	12	7.5	7	4.4	89.0
8	Jim McMahon	1987	210	125	1,639	59.5	7.80	12	5.7	8	3.8	87.4
9	Jim Miller	1999	174	110	1,242	63.2	7.14	7	4.0	6	3.4	83.5
10	Erik Kramer	1998	250	151	1,823	60.4	7.29	9	3.6	7	2.8	83.1
11	Ed Brown	1956	168	96	1,667	57.1	9.92	11	6.5	12	7.1	83.1
12	Jim McMahon	1985	313	178	2,392	58.1	7.64	15	4.8	11	3.5	82.8
13	Sid Luckman	1945	217	117	1,725	53.9	7.95	14	6.5	10	4.6	82.6
14	Jim Harbaugh	1990	312	180	2,178	57.7	6.98	10	3.2	6	1.9	81.9
15	Shane Matthews	1999	275	167	1,645	60.7	5.98	10	3.6	6	2.2	80.6

For QB rating formula, see page 277.

## COLD-WEATHER GAMES

Chicago has a reputation for its brisk lakefront weather, and both Wrigley Field and Soldier Field have hosted at least a few knee-knocking games. However, the NFL Record & Fact Book lists the four coldest NFL games on record, none of which were in Chicago. The four coldest:

- **-13 degrees** (-48 wind chill): 12-31-67, Lambeau Field, Green Bay; NFL Championship Game (Packers 21, Cowboys 17).
- **-9 degrees** (-59 wind chill): 1-10-82, Riverfront Stadium, Cincinnati; AFC Championship Game (Bengals 27, Chargers 7).
- **0 degrees** (-32 wind chill): 1-15-94, Rich Stadium, Orchard Park, NY; AFC Divisional Playoff (Bills 29, LA Raiders 23).
- **1 degree** (wind chill not recorded): 1-4-81, Cleveland Stadium; AFC Divisional Playoff (Oakland Raiders 14, Browns 12).

Here are the temperatures for a few, famed inclement weather games in the Windy City:

- **54 degrees** (Rain, fog, S wind 15 mph): Sayers 6 TD game, 12-12-65, Wrigley Field (Bears 61, 49ers 20)
- **39 degrees** (W wind 23 mph): NFC Championship Game, 1-12-86, Soldier Field (Bears 24, LA Rams 0)
- **29 degrees** (SW wind 5 mph): "Fog Bowl" Playoff Game, 12-31-88, Soldier Field (Bears 20, Eagles 12)
- **20 degrees** (NW wind 23 mph): Regular Season Finale, (Bears must win by 30+ points for playoff berth), 12-16-79, Soldier Field (Bears 42, St. Louis Cardinals 6)
- **14 degrees** (W wind 13 mph): Divisional Playoff game, 1-5-86, Soldier Field (Bears 21, Giants 0)
- **11 degrees** (W wind 11 mph): NFL Championship Game, 12-29-63, Wrigley Field (Bears 14, Giants 10)



## ANNUAL RECEIVING LEADERS

## - RECEPTIONS -

Year	Player	No	Yards	TD
2006	Muhammad, Muhsin	60	863	5
2005	Muhammad, Muhsin	64	750	4
2004	Jones, Thomas	56	427	0
2003	Booker, Marty	52	715	4
2002	Booker, Marty	97	1,189	6
2001	Booker, Marty	100	1,071	8
2000	Robinson, Marcus	55	738	5
	Kennison, Eddie	55	549	2
1999	Engram, Bobby	88	947	4
1998	Engram, Bobby	64	987	5
1997	Proehl, Ricky	58	753	7
1996	Conway, Curtis	81	1,049	7
1995	Graham, Jeff	82	1,301	4
1994	Graham, Jeff	68	944	4
1993	Waddle, Tom	44	552	1
1992	Davis, Wendell	54	734	2
1991	Davis, Wendell	61	945	6
1990	Muster, Brad	47	452	0
1989	Anderson, Neal	50	434	4
1988	McKinnon, Dennis	45	704	3
1987	Anderson, Neal	47	467	3
1986	Gault, Willie	42	818	5
1985	Payton, Walter	49	483	2
1984	Payton, Walter	45	368	0
1983	Payton, Walter	53	607	2
1982	Suhey, Matt	36	333	0
1981	Payton, Walter	41	379	2
1980	Payton, Walter	46	367	1
1979	Williams, Dave	42	354	5
1978	Payton, Walter	50	480	0
1977	Scott, James	50	809	3
1976	Harper, Roland	29	291	1
1975	Rather, Bo	39	685	2
1974	Wade, Charlie	39	683	1
1973	Garrett, Carl	23	292	0
1972	Thomas, Earl	20	365	3
1971	Farmer, George	46	737	5
1970*	Gordon, Dick	71	1,026	13

Year	Player	No	Yards	TD
1969	Wallace, Bob	47	553	5
1968	Gordon, Dick	29	477	4
1967	Gordon, Dick	31	534	5
1966	Sayers, Gale	34	447	2
1965	Morris, Johnny	53	846	4
1964*	Morris, Johnny	93	1,200	10
1963	Ditka, Mike	59	794	8
1962	Ditka, Mike	58	904	5
	Morris, Johnny	58	889	5
1961	Ditka, Mike	56	1,076	12
1960	Dewveall, Willard	43	804	5
1959	Dooley, Jim	41	580	3
1958	McColl, Bill	35	517	8
1957	Dooley, Jim	37	530	1
1956	Hill, Harlon	47	1,128	11
1955	Hill, Harlon	42	789	9
1954	Hill, Harlon	45	1,124	12
1953	Dooley, Jim	53	841	4
1952	Schroeder, Gene	39	660	6
1951	Hoffman, John	28	394	2
1950	Keane, Jim	36	433	0
1949	Keane, Jim	47	696	6
1948	Keane, Jim	30	414	3
1947*	Keane, Jim	64	910	10
1946	Kavanaugh, Ken	18	337	5
1945	Wilson, George	28	259	3
1944	Wilson, George	24	265	4
1943	Clark, Harry	23	535	7
1942	McLean, Ray	19	571	8
1941	Plasman, Dick	14	283	0
1940	Kavanaugh, Ken	12	276	3
1939	Plasman, Dick	19	403	3
1938	Karr, Bill	14	253	4
1937	McDonald, Lester	11	179	4
1936	Hewitt, Bill	15	358	6
1935	Johnsos, Luke	19	298	4
1934	Hewitt, Bill	10	151	5
1933	Hewitt, Bill	16	273	2
1932	Johnsos, Luke	24	321	2

\*Led NFL

## CONTRACT EXPIRATION

- 2007 — B. Ayanbadejo, O. Ayanbadejo, Berrian, R. Brown, Davis, Filipovic, Garay, Gilmore, Grossman, Joe, McClover, McGowan, Oakley, Tillman, Wesley
- 2008 — M. Brown, Bryan, Clark, Everett, Gould, C. Harris, T. Harris, Hass, LeVoi, McMeans, Novak, Orton, Reed, Rideau, St. Clair, Stelly, Wilson
- 2009 — Allen, Anderson, Archuleta, Ball, Benson, Bradley, A. Brown, Collins, Dvoracek, Fassitt, Frome, Hester, Idonije, James, Leak, D. Manning, Miller, Mines, Mixon, Ogunleye, Peterson, Shanle, Staggs, Tait, Verdun Wheeler, Williams
- 2010 — Adams, Beekman, Brant, Graham, Griese, Kreutz, Mannelly, R. Manning, Maynard, McBride, Muhammad, Okwo, Payne, Wolfe
- 2011 — Garza, Hillenmeyer, McKie, Metcalf, Urlacher
- 2012 — Vasher

- Draftees Bazuin and Olsen were unsigned at press time.
- Lance Briggs was designated with the team's franchise tag and as of press time he had not signed his 1-year tender.
- When a player is waived and re-signed to the practice squad, that contract expires after the 2007 season.

## ANNUAL RECEIVING LEADERS

BEARS HISTORY

BEARS

GSH

## - YARDS -

Year	Player	Yards	No TD
2006	Muhammad, Mufsin	60	5
2005	Muhammad, Mufsin	64	4
2004	Terrell, David	699	1
2003	Booker, Marty	715	2
2002	Booker, Marty	1,189	7
2001	Booker, Marty	1,071	8
2000	Robinson, Marcus	738	5
1999	Robinson, Marcus	1,400	9
1998	Engram, Bobby	987	4
1997	Proehl, Ricky	753	7
1996	Conway, Curtis	1,049	7
1995	Graham, Jeff	1,301	4
1994	Graham, Jeff	944	4
1993	Waddle, Tom	552	1
1992	Davis, Wendell	734	2
1991	Davis, Wendell	945	6
1990	Davis, Wendell	572	3
1989	Morris, Ron	486	1
1988	McKinnon, Dennis	704	3
1987	Gault, Willie	705	7
1986	Gault, Willie	818	5
1985	Gault, Willie	704	3
1984	Gault, Willie	587	6
1983	Gault, Willie	836	8
1982	Moorehead, Emery	363	3
1981	Margerrum, Ken	584	1
1980	Scott, James	696	3
1979	Baschnagel, Brian	452	2
1978	Scott, James	759	2
1977	Scott, James	809	3
1976	Scott, James	512	6
1975	Rather, Bo	685	2
1974	Wade, Charles	683	3
1973	Thomas, Earl	343	4
1972	Farmer, George	380	14
1971	Farmer, George	737	46
1970	Gordon, Dick	1,026	71

## \*Led NFL

Year	Player	Yards	No TD
1969	Wallace, Bob	553	47
1968	Gordon, Dick	477	29
1967	Gordon, Dick	534	31
1966	Jones, Jimmie	504	28
1965	Morris, Johnny	846	53
1964	Morris, Johnny	1,200	93
1963	Ditka, Mike	794	59
1962	Ditka, Mike	904	58
1961	Ditka, Mike	1,076	56
1960	Dewveall, Willard	804	43
1959	Dooley, Jim	580	41
1958	McColl, Bill	517	35
1957	Dooley, Jim	530	37
1956	Hill, Harlon	1,128	47
1955	Hill, Harlon	789	42
1954	Hill, Harlon	1,124	45
1953	Dooley, Jim	841	53
1952	Schroeder, Gene	660	39
1951	Schroeder, Gene	461	24
1950	Keane, Jim	433	36
1949	Keane, Jim	696	47
1948	Keane, Jim	414	30
1947	Keane, Jim	910	64
1946	McLean, Ray	348	17
1945	Kavanaugh, Ken	539	35
1944	McLean, Ray	414	19
1943	Clark, Harry	535	23
1942	McLean, Ray	571	19
1941	Kavanaugh, Ken	314	11
1940	Kavanaugh, Ken	276	12
1939	Plasman, Dick	403	19
1938	Karr, Bill	253	14
1937	Manske, Eggs	225	9
1936	Hewitt, Bill	358	15
1935	Johnsos, Luke	298	19
1934	Hewitt, Bill	151	10
1933	Hewitt, Bill	273	16
1932	Johnsos, Luke	321	24

## CHICAGO BEARS FREE AGENT SIGNINGS

2001	Name, Pos	From
	Skip Hicks, RB	WAS
	Greg Jones, LB	WAS
	Brad Maynard, P	NYG
	Daimon Shelton, FB	JAC
	Keith Traylor, DT	DEN
	Ted Washington, DT	BUF
	Larry Whigham, S	NE
2002	Name, Pos	From
	Rabih Abdullah, RB	TB
	Mike Caldwell, LB	PHI
	Chris Chandler, QB	ATL
	Keith McKenzie, DE	CLE
2003	Name, Pos	From
	Desmond Clark, TE	MIA
2004	Name, Pos	From
	Thomas Jones, RB	TB
	Jonathan Quinn, QB	KC
	John Tait, T	KC
2005	Name, Pos	From
	Roberto Garza, C	ATL
	Fred Miller, T	TEN
2006	Name, Pos	From
	Ricky Griese, QB	CAR
	Brian Manning, Jr., CB	CAR
	Dante Wesley, CB	TB
2007	Name, Pos	From
	Anthony Adams, DT	SF



## ANNUAL PUNT RETURN LEADERS

Year	Player	No	Yds	Avg	Year	Player	No	Yds	Avg
2006	Hester, Devin	47	600	12.8	1972	Smith, Ron	26	163	6.3
2005	Wade, Bobby	33	317	9.6	1971	Smith, Ron	26	194	7.5
2004	McQuarters, R.W.	44	435	9.9	1970	Cole, Linzy	14	83	5.9
2003	McQuarters, R.W.	37	452	12.2	1969	Lyle, Garry	12	78	6.5
2002	Johnson, Leon	28	288	10.3	1968	Turner, Cecil	9	19	2.1
2001	Johnson, Leon	28	255	9.1	1967	Gordon, Dick	12	82	6.8
2000	Milburn, Glyn	35	300	8.6	1966	Arnett, Jon	15	58	3.9
1999	Milburn, Glyn	30	346	11.5	1965	Sayers, Gale	16	238	14.9
1998	Milburn, Glyn	25	291	11.6	1964	Arnett, Jon	19	188	9.9
1997	Hughes, Tyrone	36	258	7.2	1963	Morris, Johnny	16	164	10.3
1996	Ingram, Bobby	31	282	9.1	1962	Morris, Johnny	20	208	10.4
1995	Graham, Jeff	23	183	8.0	1961	Morris, Johnny	23	155	6.7
1994	Graham, Jeff	15	140	9.3	1960	Morris, Johnny	13	75	5.8
1993	Obee, Terry	35	289	8.3	1959*	Morris, Johnny	14	171	12.2
1992	Woolford, Donnell	12	127	10.6	1958	Morris, Johnny	14	96	6.9
1991	Bailey, Johnny	36	281	7.8	1957	Drzewiecki, Ron	22	64	2.9
1990	Bailey, Johnny	36	399	11.1	1956	Jeter, Perry	6	66	11.0
1989	Green, Mark	16	141	8.8		Smith, Ray	6	66	11.0
1988	McKinnon, Dennis	34	277	8.1	1955	Drzewiecki, Ron	20	100	5.0
1987	McKinnon, Dennis	40	405	10.1	1954	Stone, Billy	14	40	2.9
1986	Barnes, Lew	57	482	8.5	1953	Macon, Ed	17	68	4.0
1985	Taylor, Ken	25	198	7.9	1952	White, Wilford	23	117	5.1
1984	Fisher, Jeff	58	492	8.5	1951	White, Wilford	14	131	9.4
1983	McKinnon, Dennis	34	316	9.3	1950	McAfee, George	33	284	8.6
1982	Fisher, Jeff	9	65	7.2	1949	McAfee, George	24	279	11.6
1981	Fisher, Jeff	43	509	11.8	1948*	McAfee, George	30	417	13.9
1980	Walterscheid, Lenny	33	239	7.2	1947	McAfee, George	18	261	14.5
1979	Schubert, Steve	25	238	9.5	1946	Gallarneau, Hugh	10	99	9.9
1978	Schubert, Steve	27	229	8.5	1945	Margarita, Bob	7	66	9.4
1977	Schubert, Steve	31	291	9.4	1944	Grygo, Al	11	100	9.1
1976	Livers, Virgil	28	205	7.3	1943	Clark, Harry	10	158	15.8
1975	Livers, Virgil	42	456	10.9	1942	Gallarneau, Hugh	9	101	11.2
1974	Hill, Ike	33	183	5.5	1941	McAfee, George	5	158	31.6
1973	Hill, Ike	36	204	5.7					

## COME-FROM-BEHIND WINS

(Regular season only)

	Wins	Never trailed	Largest Deficit		8-10	11+
			1-3	4-7		
1980	7	5			1	14 pts. at Det
1981	6	3	1	2		
1982	3	2				11 pts. vs. Det
1983	8	4	1	3		
1984	10	4	4	2		
1985	15	9	1	1	2	12 pts. vs. TB; 14 pts. at TB
1986	14	7	3	2	2	
1987	11	5	1	3		14 pts. vs. KC; 20 pts. at TB
1988	12	7	3	2		
1989	6	4	1	1		
1990	11	5	3	3		
1991	11	2	3	5	1	
1992	5	4		1		
1993	7	5		1		11 pts. at KC
1994	9	4	2	3		
1995	9	5	1	3		
1996	7	2	2	2		14 pts vs. Oak
1997	4	2		1		15 pts at Mia
1998	4	2		1		17 pts vs. Det
1999	6		4	1	1	
2000	5	3		1	1	
2001	13	7		3	1	19 pts. vs. SF; 14 pts. vs. Cle
2002	4	1		1	2	
2003	7	4		2		15 pts. vs. Oak
2004	5		2	2		14 pts. at NYG
2005	11	5	5	1		
2006	13	7	1	3	1	20 pts at ARZ

## ANNUAL KICKOFF RETURN LEADERS

Year	Player	No	Yds	Avg
2006	Davis, Rashied	32	753	23.5
2005	Azumah, Jerry	32	705	22.0
2004	Azumah, Jerry	42	924	22.0
2003	Azumah, Jerry	41	1,191	29.0
2002	Merritt, Ahmad	45	1,029	22.9
2001	Denson, Autry	23	534	23.2
2000	Milburn, Glyn	63	1,468	23.3
1999	Milburn, Glyn	61	1,426	23.4
1998	Milburn, Glyn	62	1,550	25.0
1997	Hughes, Tyrone	43	1,008	23.4
1996	Jackson, Jack	27	619	22.9
1995	Lewis, Nate	42	904	21.5
1994	Lewis, Nate	35	874	25.0
1993	Conway, Curtis	21	450	21.4
1992	Lewis, Darren	23	511	22.2
1991	Bailey, Johnny	16	311	19.4
1990	Bailey, Johnny	23	363	15.8
1989	Gentry, Dennis	28	667	23.8
1988	Gentry, Dennis	27	578	21.4
1987	Gentry, Dennis	25	621	24.8
1986*	Gentry, Dennis	20	576	28.8
1985	Gault, Willie	22	577	26.2
1984	Cameron, Jack	26	485	18.7
1983	Gault, Willie	13	276	21.2
1982	Watts, Rickey	14	330	23.6
1981	Williams, Dave	23	486	21.1
1980	Williams, Dave	27	666	24.7
1979	Walterscheid, Lenny	19	427	22.5
1978	Baschnagel, Brian	20	455	22.8
1977	Baschnagel, Brian	23	557	24.2
1976	Baschnagel, Brian	29	754	26.0
1975*	Payton, Walter	14	444	31.7
1974	Grandberry, Ken	22	568	25.8
1973*	Garrett, Carl	16	486	30.4

Year	Player	No	Yds	Avg
1972*	Smith, Ron	30	924	30.8
1971	Smith, Ron	26	671	25.8
1970	Turner, Cecil	23	752	32.7
1969	Sayers, Gale	14	339	24.2
1968	Turner, Cecil	20	363	18.2
1967	Sayers, Gale	16	603	37.7
1966*	Sayers, Gale	23	718	31.2
1965	Sayers, Gale	21	660	31.4
1964	Martin, Billy	24	534	22.3
1963	Bull, Ronnie	7	105	15.0
1962	Martin, Billy	25	515	20.6
1961	Bivins, Charles	25	669	26.7
1960	Galimore, Willie	12	292	24.3
1959	Morris, Johnny	17	438	25.8
1958	Morris, Johnny	16	399	24.9
1957	Drzewiecki, Ron	13	315	24.2
1956	Bingham, Don	17	444	26.1
1955	Drzewiecki, Ron	25	591	23.6
1954	Jagade, Chick	11	195	17.7
1953	Macon, Ed	13	373	28.7
1952	Macon, Ed	9	299	33.2
1951	Morrison, Fred	13	353	27.2
1950	Hunsinger, Chuck	23	343	14.9
1949	Dreyer, Fred	13	338	26.0
1948	Minini, Frank	12	370	30.8
1947	Minini, Frank	11	261	23.7
1946	Osmanski, Bill	8	203	25.4
1945	Margarita, Bob	10	155	15.5
1944	Margarita, Bob	12	279	23.3
1943	Clark, Harry	13	326	25.1
1942	Gallarneau, Hugh	6	151	25.2
1941	McAfee, George	7	223	31.9

\*Led NFL

## BLOWN LEADS

(Regular season only)

	Losses	Never Led	Largest Lead:			
			1-3	4-7	8-10	11+
1980	9	4	3	1	1	
1981	10	6	3	1		
1982	6	4		1		17 at TB
1983	8	6		2		
1984	6		2	3	1	
1985	1	1				
1986	2	1		1		
1987	4	2				14 vs. NO; 14 at Den
1988	4	3	1			
1989	10	5	3	1	1	
1990	5	2	1	1	1	
1991	5	3		1	1	
1992	11	6	1	2		14 vs. Cin; 20 at Min
1993	9	4	2	2	1	
1994	7	4	2		1	
1995	7	3		4		
1996	9	2	2	4	1	
1997	12	4	2	4	1	14 at Det
1998	12	3	1	5	1	11 vs. Min; 15 at TB
1999	10	5	2	1	1	13 vs. Sea
2000	11	8		3		
2001	3	1	1	1		
2002	12	6		3		20 vs. NO; 21 vs. NE; 11 at GB
2003	9	5	1	1		11 vs. STL; 14 at GB
2004	11	8		3		
2005	5	2	2	1		
2006	3	2	1			



## ANNUAL INTERCEPTION LEADERS

Year	Player	No	Yards	Year	Player	No	Yards
2006	Manning, Jr., Ricky	5	113	1971	Ford, Charlie	5	46
	Tillman, Charles	5	32	1970	Buffone, Doug	4	33
2005	Vasher, Nathan	8	145	1969	Taylor, Joe	3	37
2004	Vasher, Nathan	5	177		Daniels, Dick	3	37
2003	Azumah, Jerry	4	44		Youngblood, George	3	22
	Tillman, Charles	4	27	1968	McRae, Bennie	4	41
2002	Brown, Mike	3	16	1967	McRae, Bennie	5	94
2001	Brown, Mike	5	81		Petitbon, Richie	5	93
2000	Parrish, Tony	3	81		Taylor, Roosevelt	5	19
1999	Hudson, Chris	3	28	1966	Petitbon, Richie	4	34
1998	Harris, Walt	4	41	1965	Butkus, Dick	5	84
1997	Harris, Walt	5	30	1964	Caroline, JC	2	84
1996	Woolford, Donnell	6	37		Whitsell, Dave	2	57
1995	Woolford, Donnell	4	21		Taylor, Roosevelt	2	45
1994	Woolford, Donnell	5	30		McRae, Bennie	2	44
1993	Carrier, Mark	4	94		George, Bill	2	28
	Jones, Dante	4	52	1963*	Taylor, Roosevelt	9	172
1992	Woolford, Donnell	7	67	1962	Petitbon, Richie	6	212
1991	Stinson, Lemuel	4	69	1961	Whitsell, Dave	6	123
1990*	Carrier, Mark	10	39	1960	Caroline, JC	3	31
1989	Stinson, Lemuel	4	59	1959	Barnes, Erich	5	67
1988	Jackson, Vestee	8	94	1958	Summer, Charles	6	67
1987	Duerson, Dave	3	0	1957	Johnson, Jack	4	36
1986	Richardson, Mike	7	69	1956	Caroline, JC	6	182
1985	Frazier, Leslie	6	119	1955	Summer, Charles	7	162
1984	Fencik, Gary	5	102	1954	Whitman, SJ	5	117
1983	Frazier, Leslie	7	135	1953	Kindt, Don	6	172
1982	Schmidt, Terry	4	39	1952	Dooley, Jim	5	30
1981	Fencik, Gary	6	121	1951	Schroeder, Gene	5	62
1980	Walterscheid, Lenny	4	84	1950	Davis, Harper	5	59
1979	Schmidt, Terry	6	44	1949	McAfee, George	6	76
	Fencik, Gary	6	31	1948	Lujack, Johnny	8	131
1978	Fencik, Gary	4	77	1947	Mullins, Noah	6	113
1977	Ellis, Allan	6	23	1946	Farris, Tom	4	43
1976	Brupbacher, Ross	7	49	1945	Margarita, Bob	6	79
1975	Clemons, Craig	2	109	1944	Grygo, Al	4	79
	Plank, Doug	2	50	1943	Clark, Harry	5	32
	Livers, Virgil	2	40	1942*	Turner, Clyde	8	96
	Ellis, Allan	2	4	1941	McAfee, George	6	78
1974	Clemons, Craig	4	84	1940	Clark, Harry	4	62
1973	Lyle, Garry	5	62		Famiglietti, Gary	4	18
1972	Ford, Charlie	7	104		McAfee, George	4	50

\*Led NFL

## FORCING THE ISSUE

Chicago's defense had the most takeaways (44) in the NFL during the 2006 regular season and tied for fourth in takeaway margin (plus-8). The Bears had a streak of 12 straight games with multiple takeaways, the longest streak in the NFL since the 2003-04 Patriots. That streak was snapped when the Bears collected just one Rams turnover in Week 14 at STL (12/11). Chicago forced a season-high five takeaways on four occasions in 2006: Week 5 vs. BUF (10/8), Week 8 vs. SF (10/29), Week 12 at NE (11/26) and Week 13 vs. MIN (12/3). The Bears are 10-0 over the past two seasons when producing at least a two-takeaway edge and improved to 15-2 when winning the turnover battle overall during that span. Chicago led the NFL with 20 fumble recoveries -- with four recovered by the special teams units - and ranked second with 24 INTs (BAL, 28). With securing fumbles a point of emphasis for the Bears in 2006 after recovering just 10 of 26 forced fumbles in 2005, the Bears corralled 13 of the first 15 fumbles in 2006 and 20 of 32 overall. Chicago's 44 takeaways in 2006 were the most for the franchise since 1990 (45).

## ANNUAL PUNTING LEADERS

Year	Player	No	Avg	Year	Player	No	Avg
2006	Maynard, Brad	77	44.2	1972	Green, Bobby Joe	67	41.2
2005	Maynard, Brad	96	41.0	1971	Green, Bobby Joe	77	40.1
2004	Maynard, Brad	108	42.9	1970	Green, Bobby Joe	83	40.9
2003	Maynard, Brad	79	41.2	1969	Green, Bobby Joe	76	39.0
2002	Maynard, Brad	87	42.3	1968	Green, Bobby Joe	27	42.3
2001	Maynard, Brad	87	42.6	1967	Green, Bobby Joe	79	42.9
2000	Aguiar, Louie	52	38.8	1966	Green, Bobby Joe	80	41.9
1999	Sauerbrun, Todd	85	40.9	1965	Green, Bobby Joe	58	42.7
1998	Horan, Mike	64	41.3	1964	Green, Bobby Joe	71	44.5
1997	Sauerbrun, Todd	95	43.5	1963	Green, Bobby Joe	64	46.5
1996	Sauerbrun, Todd	78	44.8	1962	Green, Bobby Joe	69	43.7
1995	Sauerbrun, Todd	55	37.8	1961	Brown, Ed	59	42.2
1994	Gardocki, Chris	76	37.8	1960	Brown, Ed	56	39.8
1993	Gardocki, Chris	80	38.5	1959	Brown, Ed	64	41.2
1992	Gardocki, Chris	79	42.9	1958	Brown, Ed	27	42.2
1991	Buford, Maury	69	40.8	1957	Brown, Ed	34	40.1
1990	Buford, Maury	76	40.4	1956	Brown, Ed	42	39.1
1989	Buford, Maury	72	39.5	1955	Brown, Ed	44	40.1
1988	Wagner, Bryan	79	41.5	1954	Bratkowski, Zeke	39	41.0
1987	Wagner, Bryan	36	40.6	1953	Morrison, Fred	65	42.6
1986	Buford, Maury	69	41.3	1952	Morrison, Fred	64	42.3
1985	Buford, Maury	68	42.2	1951	Morrison, Fred	57	39.0
1984	Finzer, Dave	83	40.1	1950*	Morrison, Fred	57	43.3
1983	Parsons, Bob	79	36.9	1949*	Gulyanics, George	29	47.2
1982	Parsons, Bob	58	41.3	1948	Gulyanics, George	55	44.2
1981	Parsons, Bob	114	39.7	1947*	Gulyanics, George	23	44.8
1980	Parsons, Bob	79	40.6	1946	Luckman, Sid	33	37.4
1979	Parsons, Bob	92	37.9	1945	Luckman, Sid	36	37.4
1978	Parsons, Bob	96	37.0	1944	McEnulty, Doug	25	39.8
1977	Parsons, Bob	80	40.4	1943	Luckman, Sid	34	35.9
1976	Parsons, Bob	99	37.6	1942	Luckman, Sid	24	40.6
1975	Parsons, Bob	93	39.0	1941	Luckman, Sid	13	41.1
1974	Parsons, Bob	90	37.8	1940	Luckman, Sid	27	42.5
1973	Green, Bobby Joe	82	40.5	1939	Luckman, Sid	27	43.3

\*Led NFL

## ANNUAL SACK LEADERS

Year	Player	No	Yards	Year	Player	No	Yards
2006	Anderson, Mark	12.0	102.0	1987	Dent, Richard	12.5	94.0
2005	Ogunleye, Adewale	10.0	55.0	1986	Dent, Richard	11.5	87.0
2004	Brown, Alex	6.0	34.5	1985*	Dent, Richard	17.0	133.5
2003	Brown, Alex	5.5	33.5	1984	Dent, Richard	17.5	140.5
2002	Colvin, Rosevelt	10.5	71.0	1983	Hartenstine, Mike	12.0	91.5
2001	Colvin, Rosevelt	10.5	64.0	1982	Hampton, Dan	7.0	57.0
2000	Urlacher, Brian	8.0	49.0	1981	Page, Alan	9.0	84.0
1999	Simmons, Clyde	7.0	49.0		Hampton, Dan	9.0	77.0
1998	Flanigan, Jim	8.5	55.0	1980	Hampton, Dan	11.5	108.5
1997	Flanigan, Jim	6.0	51.0	1979	Osborne, Jim	10.5	79.0
	Minter, Barry	6.0	35.0	1978	Page, Alan	11.5	94.0
1996	Spellman, Alonzo	8.0	67.0	1977	Rydalch, Ron	9.5	81.0
1995	Flanigan, Jim	11.0	75.0	1976	Osborne, Jim	15.0	129.0
1994	Armstrong, Trace	7.5	52.0	1975	Chambers, Wally	14.0	105.0
1993	Dent, Richard	13.5	90.0	1974	Chambers, Wally	6.0	53.0
1992	McMichael, Steve	10.5	66.5	1973	Osborne, Jim	10.0	92.0
1991	Dent, Richard	10.5	72.0	1972	Osborne, Jim	5.0	N/A
1990	Dent, Richard	12.0	101.0	1971	Holman, Willie	9.0	N/A
1989	Dent, Richard	9.0	64.0	1970	Holman, Willie	12.0	N/A
1988	McMichael, Steve	11.5	95.0				

\*Led NFL



11/20/77	Payton, vs. Min.....W.....	40-275	11/24/77	Payton, at Det.....W.....	20-137
10/30/77	Payton, at GB.....W.....	23-205	10/9/55	Hoffman, vs. SF.....L.....	18-135
11/3/68	Sayers, at GB.....W.....	24-205	11/30/03	Forsey, vs. Ariz.....W.....	27-134
12/18/66	Sayers, vs. Min.....W.....	17-197	12/17/95	Salaam, vs. TB.....W.....	27-134
11/3/85	Payton, at GB.....W.....	28-192	9/16/79	Payton, at Dal.....L.....	22-134
11/13/77	Payton, vs. KC.....W.....	33-192	12/21/75	Payton, at NO.....W.....	25-134
12/16/56	Casares, vs. Det.....W.....	17-190	10/6/80	Payton, vs. TB.....W.....	28-133
10/21/01	Thomas, at Cin.....W.....	22-188	11/17/85	Payton, at Dal.....W.....	22-132
9/14/80	Payton, vs. NO.....W.....	18-183	10/13/85	Payton, at SF.....W.....	24-132
12/5/76	Payton, at Sea.....W.....	27-183	11/4/56	Casares, at Rams.....W.....	25-132
9/9/79	Payton, vs. Min.....W.....	23-182	10/7/34	Feathers, at Brk.....W.....	14-132
9/16/62	Galimore, at SF.....W.....	22-181	11/13/83	Payton, vs. Phil.....W.....	23-131
9/9/84	Payton, vs. Den.....W.....	20-179	12/10/67	Sayers, vs. Min.....T.....	20-131
11/26/81	Payton, at Dal.....L.....	38-179	12/20/80	Payton, at TB.....W.....	29-130
9/14/86	Payton, vs. Phil.....W+.....	33-176	12/7/80	Payton, vs. GB.....W.....	22-130
12/9/84	Payton, vs. GB.....L.....	35-175	12/3/44	Margarita, at Pit-Cards.....W.....	9-129
12/16/01	Thomas, vs. TB.....W.....	31-173	10/28/01	Thomas, vs. SF.....W.....	18-127
11/27/66	Sayers, vs. Atl.....W.....	19-172	11/12/78	Payton, at Min.....L.....	23-127
12/20/98	Allen, vs. Balt.....W.....	22-163	12/17/72	Douglass, at Oak.....L.....	14-127
12/11/77	Payton, vs. GB.....W.....	32-163	11/20/94	Tillman, vs. Det.....W.....	32-126
10/29/78	Payton, vs. Det.....L.....	23-162	10/10/77	Payton, vs. Rams.....W.....	24-126
9/18/83	Payton, at NO.....L+.....	28-161	11/30/69	Sayers, vs. Clev.....L.....	20-126
1/6/02	Thomas, vs. Jax.....W.....	33-160	9/2/79	Payton, vs. GB.....W.....	36-125
9/18/77	Payton, vs. Det.....W.....	23-160	11/6/66	Sayers, vs. Det.....T.....	21-124
10/16/79	Payton, vs. StL.....W.....	33-157	10/21/56	Casares, vs. Balt.....W.....	22-124
10/16/78	Payton, at Den.....L.....	22-157	11/26/33	Nagurski, vs. Port.....W.....	18-124
9/30/84	Payton, vs. Dal.....L.....	25-155	10/5/03	Thomas, vs. OAK.....W.....	22-123
10/7/79	Payton, at Buf.....W.....	39-155	9/4/88	Anderson, vs. Mia.....W.....	24-123
10/28/34	Feathers, vs. GB.....W.....	15-155	11/27/80	Payton, at Det.....W+.....	18-123
10/7/84	Payton, vs. NO.....W.....	32-154	10/1/78	Payton, vs. Oak.....L+.....	27-123
10/20/57	Galimore, vs. Rams.....W.....	24-153	11/26/00	Allen, at NYJ.....L.....	25-122
9/19/04	Jones, at GB.....W.....	23-152	9/1/97	Harris, at GB.....L.....	13-122
12/18/83	Payton, vs. GB.....W.....	30-148	11/24/96	Harris, vs. Det.....W.....	27-122
9/19/76	Payton, at SF.....W.....	28-148	12/24/95	Salaam, vs. Phil.....W.....	30-122
9/10/89	Anderson, vs. Cin.....W.....	21-146	12/19/88	Anderson, at Min.....L.....	22-122
10/17/76	Payton, at Rams.....L.....	27-145	10/16/77	Payton, at Min.....L+.....	24-122
11/26/78	Harper, vs. TB.....W.....	25-144	11/19/06	Jones, at NYJ.....W.....	23-121
10/29/44	Grygo, vs. CRams.....W.....	13-144	12/2/85	Payton, at Mia.....L.....	23-121
10/27/68	Sayers, vs. Min.....W.....	18-143	12/16/62	Marconi, vs. Det.....W.....	13-121
10/15/67	Sayers, vs. Det.....W.....	22-142	10/5/52	Dottley, at Chi.....L.....	24-121
12/21/03	Thomas, vs. WASH.....W.....	32-141	9/17/50	Gulyanics, vs. Rams.....W.....	26-121
10/7/90	Anderson, vs. GB.....W.....	21-141	11/13/05	Peterson, vs. SF.....W.....	24-120
10/10/76	Payton, at Min.....L.....	19-141	9/28/97	Harris, at Dal.....L.....	29-120
10/2/39	Maniaci, at Pit.....W.....	12-141	9/8/85	Payton, vs. TB.....W.....	17-120
10/2/77	Payton, vs. NO.....L.....	19-140	12/17/67	Sayers, at Atl.....W.....	19-120
9/30/34	Feathers, at Reds.....W.....	2-140	12/17/89	Anderson, vs. GB.....L.....	12-119
10/23/05	Jones, vs. Bal.....W.....	25-139	11/12/50	Hunsinger, vs. Yanks.....W.....	14-119
9/18/05	Jones, vs. Det.....W.....	20-139	10/15/39	Osmanski, vs. Chi.....W.....	15-119
11/27/88	Anderson, vs. GB.....W.....	17-139	11/3/96	Harris, vs. TB.....W.....	19-118
11/9/86	Payton, at TB.....W.....	20-139	10/27/85	Payton, vs. Min.....W.....	19-118
10/7/56	Casares, at GB.....W.....	24-139	12/5/65	Sayers, at Balt.....W.....	16-118
10/9/05	Jones, at Cle.....L.....	24-137	9/20/87	Anderson, vs. TB.....W.....	16-117

11/25/84	Payton, at Min.....W.....	23-117	11/12/39	Osmanski, at Det.....W.....	18-111
10/15/72	Douglass, at Clev.....W.....	11-117	10/8/06	Jones, vs. BUF.....W.....	21-110
11/26/67	Sayers, vs. GB.....L.....	18-117	11/7/04	Thomas, at Ten.....W.....	28-110
12/9/56	Casares, vs. Chi.....W.....	25-117	9/26/04	Jones, at Min.....L.....	22-110
11/18/51	Dottley, vs. GB.....W.....	17-117	9/29/03	Thomas, vs. GB.....L.....	13-110
11/23/97	Harris, vs. TB.....W.....	33-116	9/16/84	Payton, at GB.....W.....	27-110
9/24/89	Anderson, at Det.....W.....	16-116	11/28/76	Payton, at GB.....W.....	27-110
9/23/84	Payton, at Sea.....L.....	24-116	10/19/75	Adamle, at Pit.....L.....	17-110
11/2/69	Sayers, at Min.....L.....	20-116	<b>12/31/06</b>	<b>Benson, vs. GB.....L.....</b>	<b>13-109</b>
11/24/57	Casares, at Det.....W.....	28-116	12/26/04	Jones, at Det.....L.....	22-109
11/4/45	Margarita, vs. GB.....W.....	16-116	10/22/95	Salaam, vs. Hou.....W.....	29-109
12/8/96	Salaam, vs. StL.....W.....	19-115	1/2/83	Payton, at TB.....L+.....	26-109
12/9/79	Payton, at GB.....W.....	25-115	11/5/78	Payton, vs. Sea.....L.....	18-109
11/6/55	Watkins, vs. GB.....W.....	14-115	11/14/76	Payton, vs. GB.....W.....	18-109
11/6/55	Casares, vs. GB.....W.....	16-115	10/26/69	Sayers, vs. Rams.....L.....	15-109
10/16/60	Morris, vs. SF.....W.....	7-114	1/2/05	Jones, vs. GB.....L.....	26-108
10/21/34	Feathers, vs. Reds.....W.....	7-114	10/5/86	Payton, vs. Min.....W.....	26-108
11/12/06	Jones, at NYG.....W.....	30-113	9/29/68	Sayers, at Min.....W.....	16-108
9/7/86	Payton, vs. Clev.....W.....	22-113	11/11/56	Hoffman, vs. GB.....W.....	18-108
11/4/79	Payton, vs. Det.....W.....	22-113	10/28/56	Jeter, at SF.....W.....	16-108
9/17/72	Harrison, vs. Atl.....L.....	20-113	11/25/01	Allen, at Min.....W.....	27-107
12/12/65	Sayers, vs. SF.....W.....	9-113	11/10/85	Payton, vs. Det.....W.....	26-107
11/28/65	Sayers, vs. NYG.....W.....	13-113	10/25/81	Payton, vs. SD.....W+.....	36-107
11/9/58	Casares, at GB.....W.....	15-113	11/9/80	Payton, vs. Wash.....W.....	17-107
11/2/58	Casares, at Rams.....L.....	23-113	9/25/05	Jones, vs. Cin.....L.....	27-106
11/10/96	Harris, at Den.....L.....	23-112	10/27/97	Harris, at Mia.....W.....	25-106
10/21/85	Payton, vs. GB.....W.....	25-112	9/8/96	Green, at Wash.....L.....	20-106
11/20/83	Suhey, at TB.....W.....	19-112	11/20/83	Payton, at TB.....W.....	22-106
12/6/81	Payton, vs. Min.....W.....	33-112	10/9/66	Sayers, vs. Balt.....W.....	18-106
12/1/68	Piccolo, at NO.....W.....	21-112	12/25/05	Jones, at GB.....W.....	25-105
11/9/69	Sayers, vs. Pit.....W.....	28-112	10/8/95	Salaam, vs. Car.....W.....	28-105
10/14/56	Casares, vs. SF.....W.....	21-112	12/10/95	Salaam, at Cin.....L.....	22-105
10/21/51	Dottley, vs. SF.....W.....	16-112	9/25/88	Anderson, at GB.....W.....	20-105
10/29/06	Jones, vs. SF.....W.....	23-111	11/15/81	Payton, at GB.....L.....	22-105
11/2/03	Thomas, vs. SD.....W.....	31-111	11/26/78	Payton, vs. TB.....W.....	27-105
9/22/02	Thomas, vs. NO.....L.....	27-111	11/16/75	Payton, at SF.....L.....	23-105
11/18/90	Anderson, at Den.....W+.....	28-111	10/6/68	Sayers, at Balt.....L.....	15-105
12/8/85	Payton, vs. Ind.....W.....	26-111	9/15/68	Sayers, vs. Wash.....L.....	15-105
11/4/84	Payton, vs. LARaid.....W.....	27-111	10/28/51	Dottley, at Det.....W.....	17-105
10/21/79	Payton, at Min.....L.....	23-111	11/25/45	McAfee, vs. Pit.....W.....	5-105
11/22/59	Casares, at Det.....W.....	21-111	9/26/93	Anderson, vs. TB.....W.....	28-104

## 40 RUSHES vs. 40 PASSES

Over the past 24 seasons, the Bears have a 60-2 record when rushing 40 or more times in a single game. Chicago has won 44 straight 40-rush games dating back to 1984 through its most recent, a 39-14 win over New Orleans in the NFC Championship game (46 rushes for 196 yards).

During the same 24-season period, the Bears are 13-37 when throwing 40 or more passes in one game. The Bears had a 3-1 record with 40 or more passes in 2006, beating Minnesota, Tampa Bay and Detroit while losing to Miami. Chicago hadn't attempted 40 or more passes in a game since 2003, going 0-3 in those contests. In recent history, Chicago cracked the 40-attempt barrier in three games in 2002 and had a 1-2 record, 0-3 in 2000 and 10 of 16 games in 1999, going 3-7 in the process. The team finished with an 0-2 record in 1998 when throwing 40 times, had a 1-4 record in 1997 and was 0-4 in '96.



12/26/82	Payton, at Rams	W	20-104
10/3/76	Payton, vs. Wash	W	18-104
11/18/56	Casares, vs. Rams	W	27-104
9/4/83	Payton, vs. Atl	L	20-103
10/23/72	Harrison, vs. Min	W	31-103
11/10/85	Suhey, vs. Det	W	16-102
11/24/85	Payton, vs. Atl	W	20-102
10/9/83	Payton, vs. Min	L	20-102
10/12/80	Payton, at Min	L	23-102
12/7/58	Casares, vs. Chi	W	22-102
10/22/39	Maniaci, at NYG	L	15-102
10/12/97	Harris, vs. GB	L	27-101
11/17/91	Muster, at Ind	W	15-101
9/9/90	Anderson, vs. Sea	W	20-101

12/11/83	Suhey, at Min	W	17-101
10/19/80	Payton, vs. Det	W	27-101
9/3/78	Payton, vs. StL	W	26-101
12/4/77	Payton, at TB	W	33-101
10/21/74	Garrett, vs. GB	W	23-101
11/29/42	Famiglietti, vs. CRams	W	12-101
10/10/34	Feathers, at Pit	W	8-101
10/9/94	Tillman, vs. NO	W	23-100
12/16/90	Anderson, at Det	L	22-100
11/19/89	Anderson, vs. TB	L	15-100
10/14/84	Payton, at StL	L	23-100
11/4/73	Douglass, at GB	W	19-100
11/20/49	Hoffman, at Wash	W	15-100

**39 rushers in 209 games\***

213 total 100-yard games  
(four games -see below- have  
had multiple 100-yard rushers)

Eight games have gone into over-  
time; two have ended in a tie  
(before OT was adopted).

**TOTAL: 151-56-2 (.727)**

At home: 97-22-2 (.810)

On the road: 54-34-0 (.614)

**TWO 100-YARD RUSHERS:**

11/6/55 vs. GB -- Casares, Watkins (W)

11/26/78 vs. TB -- Payton, Harper (W)

11/20/83 at TB -- Payton, Suhey (W)

11/10/85 vs. Det -- Payton, Suhey (W)

**BY MONTH:\***

September 24-14-0 (.631)

October 44-19-0 (.698)

November 52-12-1 (.808)

December 30-9-1 (.763)

January 1-2-0 (.333)

**100-YARD PLAYOFF GAMES:**

123 -- Jones, vs. NO, 1/21/07

119 -- McAfee, vs. GB, 12/14/41

112 -- Jones, vs. IND, 2/4/07

109 -- Osmanski, at WAS, 12/8/40

104 -- Payton, at WAS, 12/30/84

102 -- Anderson, vs. NO, 1/6/91

**ON THE ROAD:\*** (five games min.)

at Green Bay 12-3 (.800)

at San Francisco 4-1 (.800)

at Tampa Bay 4-1 (.800)

at Detroit 7-2 (.778)

at Minnesota 4-8 (.333)

**BY RUSHER:\***

Adamle, Mike	0-1
Allen, James	2-1
Anderson, Neal	10-4
Benson, Cedric	0-1
Casares, Rick	12-1
Dottley, John	3-1
Douglass, Bobby	2-1
Famiglietti, Gary	1-0
Feathers, Beattie	5-0
Forsey, Brock	1-0
Galimore, Willie	2-0
Garrett, Carl	1-0
Green, Robert	0-1
Grygo, Al	1-0
Gulyanics, George	1-0
Harper, Roland	1-0
Harris, Raymont	4-4
Harrison, Jim	1-1
Hoffman, John	2-1
Hunsinger, Chuck	1-0
Jeter, Perry	1-0
Jones, Thomas	8-5
Maniaci, Joe	1-1
Marconi, Joe	1-0
Margarita, Bob	2-0
McAfee, George	1-0
Morris, Johnny	1-0
Muster, Brad	1-0
Nagurski, Bronko	1-0
Osmanski, Bill	2-0
Payton, Walter	53-24
Peterson, Adrian	1-0
Piccolo, Brian	1-0
Salaam, Rashaan	5-1
Sayers, Gale	12-6-2
Suhey, Matt	3-0
Thomas, Anthony	8-2
Tillman, Lewis	2-0
Watkins, Bobby	1-0

\*Does not include post-season

**BY TEAM:\***

Arizona Cardinals	1-0
St. Louis Cardinals	2-1
Chicago Cardinals	3-1
Pittsburgh-Chi.Cards	1-0
Atlanta Falcons	3-2
Baltimore Ravens	2-0
Brooklyn Dodgers	1-0
Buffalo Bills	2-0
Carolina Panthers	1-0
Cincinnati Bengals	2-2
Cincinnati Reds	2-0
Cleveland Browns	2-2
Dallas Cowboys	1-4
Denver Broncos	2-2
Detroit Lions	17-3-1
Portsmouth Spartans	1-0
Green Bay Packers	26-9
Indianapolis Colts	2-0
Baltimore Colts	3-1
Jacksonville Jaguars	1-0
Kansas City Chiefs	1-0
Miami Dolphins	2-1
Minnesota Vikings	12-9-1
New Orleans Saints	5-3
New York Giants	2-1
New York Jets	1-1
New York Yanks	1-0
Oakland Raiders	1-2
LA Raiders	1-0
Philadelphia Eagles	3-0
Pittsburgh Steelers	3-1
Pittsburgh Pirates	1-0
St. Louis Rams	1-0
Los Angeles Rams	6-3
Cleveland Rams	2-0
San Diego Chargers	2-0
San Francisco 49ers	11-2
Seattle Seahawks	2-2
Tampa Bay Buccaneers	13-2
Tennessee Titans	1-0
Houston Oilers	1-0
Washington Redskins	4-2

## ALL TIED UP

Before the '97 season, the last tie in the NFL was a 10-10 contest between Kansas City and Cleveland on Nov. 19, 1989. The league played 1,836 games after the Chiefs-Browns clash, (including 109 advancing to overtime), without another tie...until Nov. 16, 1997, when the Ravens and Eagles finished a game knotted 10-10. The last tie was Nov. 10, 2002 when Pittsburgh and Atlanta played to a 34-34 deadlock.



10/16/49	Keane, vs. Phil.....	W.....	8-127	9/29/74	Wade, at Min.....	L.....	6-112
9/12/04	Terrell, vs. Det.....	L.....	5-126	12/2/62	J. Morris, vs. NYG.....	L.....	6-112
10/1/00	Robinson, at GB.....	W.....	2-126	12/8/96	Timpson, vs StL.....	W.....	6-111
9/22/96	Conway, at Det.....	L.....	8-126	10/13/96	Conway, at NO.....	L.....	7-111
11/12/95	Conway, at GB.....	L.....	6-126	11/5/95	Graham, vs. Pit.....	L.....	5-111
12/7/80	Watts, vs. GB.....	W.....	4-126	10/22/95	Conway, vs. Hou.....	W.....	3-111
10/4/42	McLean, at CRams.....	W.....	5-126	11/3/57	Hill, at Rams.....	W.....	4-111
12/17/06	Clark, vs. TB.....	W+.....	7-125	9/3/95	Conway, vs. Min.....	W.....	5-110
9/22/63	Ditka, at Min.....	W.....	8-124	10/15/89	Gentry, vs. Hou.....	L.....	6-110
10/9/60	J. Morris, vs. Rams.....	W.....	3-124	10/13/63	Ditka, at Rams.....	W.....	9-110
11/12/06	Muhammad, at NYG.....	W.....	7-123	11/7/54	Hoffman, vs. GB.....	W.....	9-110
9/27/98	Engram, vs. Min.....	L.....	6-123	10/24/54	McColl, at Rams.....	L.....	8-110
12/7/75	Rather, vs. Det.....	W.....	4-123	11/19/39	Manske, vs. Phil.....	W.....	2-110
11/14/65	J. Morris, vs. StL.....	W.....	5-123	12/14/97	Conway, at StL.....	W.....	7-109
11/19/61	J. Morris, at SF.....	L.....	4-123	11/19/95	Graham, vs. Det.....	L.....	5-109
11/23/58	McColl, at Det.....	W.....	6-123	10/4/64	J. Morris, at SF.....	L.....	7-109
10/14/62	J. Morris, vs. SF.....	L.....	4-122	11/28/54	Hill, vs. Rams.....	W.....	6-109
10/19/47	Keane, vs. Det.....	W.....	6-122	11/29/42	McLean, vs. CRams.....	W.....	4-109
11/18/56	Hill, vs. Rams.....	W.....	5-121	10/1/06	Berrian, vs. SEA.....	W.....	3-108
11/11/56	Hill, vs. GB.....	W.....	4-121	11/12/95	Graham, at GB.....	L.....	7-108
11/21/99	Engram, at SD.....	W.....	8-121	12/6/69	Gordon, at SF.....	L.....	10-108
12/22/96	Conway, at TB.....	L.....	9-120	12/30/01	Bates, at Det.....	W.....	4-107
10/8/61	Ditka, at Det.....	W.....	5-120	9/3/95	Graham, vs. Min.....	W.....	8-107
10/29/78	Payton, vs. Det.....	L.....	7-119	9/28/81	Payton, vs. Rams.....	L.....	4-107
12/20/70	Gordon, at NO.....	W.....	9-119	11/24/77	Payton, at Det.....	W.....	4-107
12/13/53	Dooley, vs. Chi.....	L.....	8-119	11/22/70	Gordon, vs. Buf.....	W.....	6-107
9/24/06	Muhammad, at MIN.....	W.....	9-118	11/15/64	J. Morris, at Rams.....	W.....	9-107
11/16/97	Proehl, vs NYJ.....	L.....	11-118	10/20/63	J. Morris, at SF.....	L.....	6-107
11/29/42	Pool, vs. CRams.....	W.....	2-118	10/22/61	Ditka, vs. SF.....	W.....	4-107
12/5/54	Hill, at Chi.....	W.....	6-117	9/25/55	Hill, at Balt.....	L.....	5-107
11/14/54	Hill, vs. Clev.....	L.....	3-117	11/24/02	White, vs. Det.....	W.....	8-106
12/13/53	Hensley, vs. Chi.....	L.....	4-117	10/4/98	Penn, vs. Det.....	W.....	6-106
10/23/38	Manske, vs. CRams.....	L.....	6-117	11/22/92	Davis, vs. GB.....	L.....	8-106
10/3/04	Terrell, vs. Phil.....	L.....	9-116	10/6/91	R. Morris, vs. Wash.....	L.....	5-106
11/13/88	Gentry, at Wash.....	W.....	5-116	12/19/88	McKinnon, at Min.....	L.....	4-106
11/9/86	Gault, at TB.....	W.....	4-116	11/27/80	Scott, at Det.....	W+.....	6-106
9/15/74	Wade, vs. Det.....	W.....	2-116	12/5/76	Scott, at Sea.....	W.....	3-106
9/25/65	J. Morris, at Rams.....	L.....	7-116	9/27/64	Ditka, at Balt.....	L.....	6-106
10/17/54	Hill, vs. SF.....	L.....	4-116	9/28/52	Schroeder, at GB.....	W.....	7-106
12/7/03	Booker, at GB.....	L.....	5-115	9/22/40	Swisher, at GB.....	W.....	2-106
12/30/01	Booker, at Det.....	W.....	9-115	11/11/90	Davis, vs. Atl.....	W.....	5-105
12/7/97	Conway, vs. Buf.....	W.....	7-115	10/22/78	Scott, at TB.....	L.....	5-105
9/11/83	Payton, vs. TB.....	W.....	6-115	12/3/67	Gordon, at SF.....	W.....	7-105
9/26/71	Gordon, at Min.....	W.....	10-115	10/8/61	Farrington, at Det.....	W.....	2-105
10/9/60	Dewveall, vs. Rams.....	W.....	6-115	11/29/59	Dewveall, at Chi.....	W.....	3-105
10/19/52	Schroeder, vs. SF.....	L.....	4-115	11/26/06	Berrian, at NE.....	L.....	5-104
11/20/49	Kavanaugh, at Wash.....	W.....	4-115	9/21/80	Watts, vs. Min.....	L.....	2-104
12/5/37	McDonald, vs. Chi.....	W.....	6-115	10/21/79	Baschnagel, at Min.....	L.....	4-104
10/7/01	Robinson, at Atl.....	W.....	9-114	10/3/65	Sayers, at GB.....	L.....	5-104
10/18/92	Waddle, vs. TB.....	W.....	3-114	12/4/60	Coia, at GB.....	L.....	3-104
10/6/85	Moorehead, at TB.....	W.....	8-114	11/25/45	Margarita, vs. Pit.....	W.....	6-104
10/13/74	Rather, at Atl.....	L.....	6-114	9/18/83	Gault, at NO.....	L+.....	4-103
10/8/78	Scott, at GB.....	L.....	9-113	12/16/79	Watts, vs. StL.....	W.....	6-103
10/2/77	Rather, vs. NO.....	L.....	6-113	11/9/47	Kavanaugh, vs. GB.....	W.....	4-103
12/12/65	Jones, vs. SF.....	W.....	3-113	10/3/99	Conway, vs. NO.....	W.....	8-103
11/13/55	Hill, vs. Rams.....	W.....	3-113	9/10/06	Muhammad, at GB.....	W.....	6-102
10/3/43	Geyer, at Det.....	W.....	3-113	12/17/95	Graham, vs. TB.....	W.....	5-102

9/23/91	Waddle, vs. NYJ.....	W+.....	8-102	11/30/03	Gage, vs. Ariz.....	W.....	4-100
11/8/87	N. Anderson, at GB.....	W.....	5-102	12/10/00	Kennison, vs. NE.....	W.....	8-100
12/26/82	Payton, at Rams.....	W.....	5-102	10/27/97	Conway, at Mia.....	W.....	6-100
12/17/61	Ditka, vs. Min.....	W.....	8-102	11/29/92	Waddle, at Clev.....	L.....	4-100
10/27/57	Hill, at SF.....	L.....	5-102	12/6/69	Wallace, at SF.....	L.....	10-100
9/30/56	Hill, at Balt.....	L.....	4-102	11/26/64	J. Morris, at Det.....	W.....	7-100
10/26/47	Keane, at Wash.....	W.....	9-102	10/21/62	Ditka, vs. Balt.....	W.....	4-100
10/6/96	Conway, vs GB.....	L.....	9-101	11/24/40	Kavanaugh, vs. CRams..	W.....	3-100
12/11/60	Dooley, at Clev.....	L.....	7-101				

61 receivers in 195 games\*

213 total 100-yard games  
(18 games -see below- have had multiple 100-yard receivers)

Six games have gone into overtime; three have ended in a tie (before OT was adopted).

**TOTAL: 109-83-3 (.567)**

At home: 59-34-1 (.633)

On the road: 50-49-2 (.505)

**TWO 100-YARD RECEIVERS:**

11/29/42	vs. ClevR --†McLean, Pool (W)
12/11/49	vs. Chi -- Hoffman, Kavanaugh (W)
12/13/53	vs. Chi -- Dooley, Hensley (L)
10/17/54	vs. SF -- Dooley, Hill (L)
12/5/54	at Chi -- Dooley, Hill (W)
10/9/60	vs. Rams -- Dewveall, Morris (W)
10/8/61	at Det -- Ditka, Farrington (W)
10/14/62	vs. SF -- Ditka, Morris (L)
11/18/62	at Dal -- Ditka, Morris (W)
12/6/69	at SF -- Gordon, Wallace (L)
9/19/85	at Min -- Gault, McKinnon (W)
9/3/95	vs. Min -- Conway, Graham (W)
10/22/95	vs. Hou --†Conway, Graham (W)
11/12/95	at GB --†Conway, Graham (L)
11/14/99	vs. Min -- Booker, Robinson (L)
11/21/99	at SD -- Ingram, Robinson (W)
12/30/01	at Det -- Booker, Bates (W)
11/24/02	vs. Det -- Booker, White (W)

**BY MONTH:\***

September	15-16-0 (.484)
October	32-34-1 (.485)
November	39-17-2 (.690)
December	23-16-0 (.590)

**100-YARD PLAYOFF GAMES:**

129 -- Gault, vs. NE, 1/26/86
122 -- Magnani, vs. Wash., 12/26/43
108 -- McKinnon, vs. Phil., 12/31/88
105 -- Berrian, vs. SEA, 1/14/07
104 -- Waddle, vs. Dal., 12/29/91

**ON THE ROAD: (five games min.)**

at Baltimore	1-4
at Detroit	8-5
at Green Bay	4-8
at Minnesota	5-6
at LA Rams	7-3
at San Francisco	3-6

**BY RECEIVER:\***

Anderson, Marcus, WR	0-1
Anderson, Neal, RB	1-0
Baschnagel, Brian, WR	0-1
Bates, D'Wayne, WR	1-0
Berrian, Bernard, WR	1-1
Booker, Marty, WR	4-3
Clark, Desmond, TE	1-0
Coia, Angelo, HB	1-1
Conway, Curtis, WR	6-6
Davis, Wendell, WR	1-2
Dewveall, Willard, E	3-0
Ditka, Mike, TE	9-4-1
Dooley, Jim, E	1-4
Ingram, Bobby, WR	1-4
Farmer, George, WR	2-2
Farrington, John, E	1-0
Gage, Justin, WR	1-0
Galimore, Willie, HB	1-0
Gault, Willie, WR	3-4
Gentry, Dennis, WR	1-1
Geyer, Bill, HB	1-0
Gordon, Dick, WR	6-3
Graham, Jeff, WR	4-5
Hensley, Dick, E	0-1
Hill, Harlon, E	11-7-1
Hoffman, John, E	2-0
Jones, Jimmy, E	1-0
Kavanaugh, Ken, E	7-2
Keane, Jim, E	3-3
Kennison, Eddie, WR	1-0
Manske, Edgar "Eggs", E1-1	
Margarita, Bob, HB	1-0
Margerum, Ken, WR	0-1
McAfee, George, HB	0-1
McColl, Bill, E	1-1
McDonald, Lester, E	1-0
McKinnon, Dennis, WR	1-1
McLean, Ray, HB	3-0-1
Moorehead, Emery, TE	1-0
Morris, Johnny, WR	8-7
Morris, Ron, WR	0-1
Muhammad, Muhsin, WR	3-0
Ortego, Keith, WR	1-0
Payton, Walter, RB	3-2
Penn, Chris, WR	1-0
Pool, Hampton, E	1-0
Proehl, Ricky, WR	0-3

Rather, Bo, WR	1-2
Robinson, Marcus, WR	4-3
Sayers, Gale, RB	0-1
Schroeder, Gene, E	1-2
Scott, James, WR	4-2
Stone, Billy, HB	1-0
Swisher, Bob, HB	1-0
Terrell, David, WR	0-2
Timpson, Michael, WR	1-0
Waddle, Tom, WR	2-1
Wade, Charles, WR	1-1
Wallace, Bob, E	0-1
Watts, Rickey, WR	3-1
White, Dez, WR	1-0

**BY TEAM:\***

Arizona Cardinals	2-1
St. Louis Cardinals	4-0
Chicago Cardinals	4-3
Atlanta Falcons	2-1
Baltimore Colts	5-5
Boston Yanks	2-0
Buffalo Bills	2-0
Cincinnati Bengals	1-0
Cleveland Browns	0-3
Dallas Cowboys	1-0
Denver Broncos	0-1
Detroit Lions	17-10
Green Bay Packers	10-13
Houston Oilers	1-1
Miami Dolphins	1-0
Minnesota Vikings	9-10
New England Patriots	1-1
New Orleans Saints	3-3
New York Giants	1-3-1
New York Jets	1-1
Philadelphia Eagles	3-3
Pittsburgh Steelers	1-1-1
St. Louis Rams	2-2
Los Angeles Rams	15-6-1
Cleveland Rams	3-1
San Diego Chargers	1-0
San Francisco 49ers	5-9
Seattle Seahawks	2-0
Tampa Bay Buccaneers	7-2
Washington Redskins	3-3

\*Does not include post-season



12/11/49	Lujack, vs. Chi.....W	39-24-468
11/18/62	Wade, at Dal.....W	46-28-466
11/14/43	Luckman, at NYG.....W	32-21-433
11/14/99	Miller, vs. Min.....L+	48-34-422
9/27/98	Kramer, vs. Min.....L	39-25-372
10/17/54	Blanda, vs. SF.....L	47-21-359
11/4/01	Matthews, vs. Cle.....W+	50-30-357
11/21/99	Miller, at SD.....W+	38-25-357
10/14/62	Wade, vs. SF.....L	34-18-356
12/17/61	Wade, vs. Min.....W	34-23-355
11/16/97	Kramer, vs. NYJ.....L	60-32-354
10/7/02	Miller, vs. GB.....L	49-27-353
10/22/95	Kramer, vs. Hou.....W	41-24-349
12/12/65	Bukich, vs. SF.....W	32-16-347
10/27/97	Kramer, at Mia.....W+	50-32-343
10/19/47	Luckman, vs. Det.....W	26-18-342
9/20/64	Wade, at Min.....W	31-23-341
12/17/06	Grossman, vs. TB.....W+	44-29-339
10/24/54	Blanda, at Rams.....L	46-28-338
12/13/70	Concannon, vs. GB.....W	34-21-338
11/19/67	Concannon, vs. StL.....W	24-11-336
10/16/83	Evans, at Det.....L	45-28-336
10/25/53	Blanda, at Rams.....L	47-23-334
10/9/60	Brown, vs. Rams.....W	21-13-333

10/29/50	Lujack, at NY Yanks.....L	39-20-331
10/8/61	Wade, at Det.....W	25-13-330
11/25/62	Wade, at Balt.....W	32-23-328
10/11/59	Brown, vs. Rams.....L	29-14-323
11/19/61	Wade, at SF.....L	34-18-323
10/25/64	Wade, at Wash.....L	57-33-321
10/23/49	Lujack, at NYG.....L	52-29-319
11/12/95	Kramer, at GB.....L	38-23-318
10/21/62	Wade, vs. Balt.....W	26-13-318
9/24/95	Kramer, at StL.....L	38-27-317
12/7/80	Evans, vs. GB.....W	22-18-316
10/12/47	Luckman, vs. Phil.....W	25-14-314
11/16/87	McMahon, at Den.....L	34-21-311
10/23/94	Kramer, at Det.....L	48-29-309
10/4/81	Evans, at Min.....L	43-26-307
12/13/53	Blanda, vs. Chi.....L	37-20-306
10/18/92	Harbaugh, vs. TB.....W	26-13-304
12/6/98	Stenstrom, at Min.....L	42-25-303
9/23/91	Harbaugh, vs. NYJ.....W+	42-28-303
9/24/89	Tomczak, at Det.....W	25-15-302
12/6/69	Carter, at SF.....L	49-31-301
12/19/99	McNown, vs. Det.....W	36-27-301

+ Overtime game

## 46 300-yard passing games

Six games have gone into OT.

None occurred in the playoffs.

## 10 games have been at Soldier Field:

Evans, 12/7/80 vs. GB (W)

Harbaugh, 9/23/91 vs. NYJ (W)

Harbaugh, 10/18/92 vs. TB (W)

Kramer, 10/22/95 vs. Hou (W)

Kramer, 11/16/97 vs. NYJ (L)

Kramer, 9/27/98 vs. Min (L)

Miller, 11/14/99 vs. Min (L)

McNown, 12/19/99 vs. Det (W)

Matthews, 11/4/01 vs. Cle (W)

Grossman, 12/17/06 vs. TB (W)

## TOTAL: 24-22 (.522)

At home: 16-8 (.667)

On the road: 8-14 (.364)

## BY DECADE:

1940-49	4-1 (.800)
1950-59	0-6 (.000)
1960-69	9-4 (.692)
1970-79	1-0 (1.000)
1980-89	2-3 (.400)
1990-99	6-7 (.462)
2000-06	2-1 (.667)

## BY MONTH:

September	3-2 (.600)
October	8-12 (.400)
November	6-5 (.545)
December	7-3 (.700)

## BY QUARTERBACK:

Blanda, George	0-4
Brown, Ed	1-1
Bukich, Rudy	1-0
Carter, Virgil	0-1
Concannon, Jack	2-0
Evans, Vince	1-2
Grossman, Rex	1-0
Harbaugh, Jim	2-0
Kramer, Erik	2-5
Luckman, Sid	3-0
Lujack, Johnny	1-2
Matthews, Shane	1-0
McMahon, Jim	0-1
McNown, Cade	1-0
Miller, Jim	1-2
Stenstrom, Steve	0-1
Tomczak, Mike	1-0
Wade, Bill	6-3

## BY TEAM:

Arizona Cardinals	0-0
St. Louis Cardinals	1-0
Chicago Cardinals	1-1
Baltimore Colts	2-0
Cleveland Browns	1-0
Dallas Cowboys	1-0
Denver Broncos	0-1
Detroit Lions	4-2
Green Bay Packers	2-2
Houston Oilers	1-0
Miami Dolphins	1-0
Minnesota Vikings	2-4
New York Giants	1-1
New York Jets	1-1
New York Yanks	0-1
Philadelphia Eagles	1-0
San Diego Chargers	1-0
San Francisco 49ers	1-4
St. Louis Rams	0-1
Los Angeles Rams	1-3
Tampa Bay Buccaneers	2-0
Washington Redskins	0-1

1961-2006 (Regular Season only)

	1961	1962	1963	1964	1965	1966	1967	1968	1969	1970	1971	Total
Bill Wade	8-6	9-5	11-1-2	2-8	0-2	0-0						30-22-2
Rudy Bukich		0-0	0-0	3-1	9-3	5-7-2	0-0	0-0				17-11-2
Larry Rakestraw				0-0	0-0	0-0	0-2	0-2				0-4
Jack Concannon							7-4-1	3-4	0-5	5-8	2-1	17-22-1
Virgil Carter								4-1	0-2			4-3
Bobby Douglass									1-6	1-0	3-4	continued
Kent Nix										0-0	1-3	1-3
Season Totals	8-6	9-5	11-1-2	5-9	9-5	5-7-2	7-6-1	7-7	1-13	6-8	6-8	

	1972	1973	1974	1975	1976	1977	1978	1979	1980	1981	1982	Total
Bobby Douglass	4-9-1	3-9	1-2	0-1								13-31-1
Gary Huff		0-2	3-8	2-7	0-0							5-17
Bob Avellini				2-2	7-7	9-5	4-8	1-2	0-0	0-0	0-2	continued
Mike Phipps						0-0	3-1	9-1	2-4			14-6
Vince Evans						0-0	0-0	0-3	5-5	6-10	0-0	continued
Jim McMahon											3-4	continued
Season Totals	4-9-1	3-11	4-10	4-10	7-7	9-5	7-9	10-6	7-9	6-10	3-6	

	1983	1984	1985	1986	1987	1988	1989	1990	1991	1992	1993	Total
Bob Avellini	0-0	0-1										23-24
Vince Evans	1-2											12-20
Jim McMahon	7-6	7-2	11-0	6-0	5-1	7-2						46-15
Steve Fuller		2-2	4-1	0-2								6-5
Rusty Lisch		0-1										0-1
Greg Landry		1-0										1-0
Mike Tomczak			0-0	7-0	4-2	4-1	5-6	1-1				21-10
Doug Flutie				1-0								1-0
Mike Hohensee					2-0							2-0
Steve Bradley					0-1							0-1
Jim Harbaugh					0-0	1-1	1-4	10-4	11-5	5-8	7-8	35-30
Peter Tom Willis								0-0	0-0	0-2	0-1	0-3
Will Furrer										0-1		0-1
Shane Matthews											0-0	continued
Season Totals	8-8	10-6	15-1	14-2	11-4	12-4	6-10	11-5	11-5	5-11	7-9	



	1994	1995	1996	1997	1998	1999	2000	2001	2002	2003	2004	Total
Erik Kramer	1-4	9-7	1-3	4-9	3-5							18-28
Steve Walsh	8-3	0-0										8-3
Dave Krieg			6-6									6-6
Rick Mirer				0-3								0-3
Steve Stenstrom		0-0	0-0	0-0	1-6							1-6
Moses Moreno					0-1							0-1
Shane Matthews	0-0		0-0			3-4	3-2	2-1				8-7
Cade McNown						2-4	1-8					3-12
Jim Miller					0-0	1-2	1-1	11-2	2-6			15-11
Chris Chandler									2-5	3-3		5-8
Henry Burris									0-1			0-1
Kordell Stewart										2-5		2-5
Rex Grossman										2-1	1-2	continued
Jonathan Quinn											0-3	0-3
Craig Krenzel											3-2	3-2
Chad Hutchinson											1-4	1-4
Season Totals	9-7	9-7	7-9	4-12	4-12	6-10	5-11	13-3	4-12	7-9	5-11	

	2005	2006	2007	2008	2009	2010	2011	2012	2013	2014	2015	Total
Rex Grossman	1-0	13-3										17-6
Kyle Orton	10-5	0-0										10-5
Jeff Blake	0-0											0-0
Brian Griese		0-0										0-0
Season Totals	11-5	13-3										

## FORMULA for QB RATING

"Quarterback Rating" is the most complicated of the NFL's official statistics. The formula uses five factors: attempts, completions, gross yardage, touchdowns and interceptions. It was designed so that a score of 100 would be great with 90 being very good, 80 being good — similar to an A-B-C grading scale. A passer rating of 158.3 is considered perfect.

Here's the formula which works when entered into Microsoft Excel. Be careful, there are 196 characters which must be typed perfectly, without any spaces, in order for everything to calculate correctly:

**=(ROUND((((MAX(MIN(2.375,(((B1\*100)/A1)-30)\*(0.05)),0)))+(MAX(MIN(2.375,(((D1\*100)/A1)\*(0.2)),0)))+(MAX(MIN(2.375,(((E1\*100)/A1)-9.5)\*(-0.25)),0)))+(MAX(MIN(2.375,((C1/A1)-3)\*(0.25)),0))\*100)/6,1))**

A1 = ATTEMPTS; B1 = COMPLETIONS; C1 = GROSS YARDS; D1 = TOUCHDOWNS; E1 = INTERCEPTIONS

Yr	No.	Name (pos)	College
2007	31	Greg Olsen (TE)	Miami (FL)
2006	26	(To BUF for 2nd & 3rd round selections)	
2005	4	Cedric Benson (RB)	Texas
2004	14	Tommie Harris (DT)	Oklahoma
2003a	14	Michael Haynes (DE)	Penn State
		(from New England through Buffalo)	
2003b	22	Rex Grossman (QB)	Florida
		(from New York Jets)	
2002	29	Marc Colombo (OT)	Boston College
2001	8	David Terrell (WR)	Michigan
2000	9	Brian Urlacher (LB)	New Mexico
1999	12	Cade McNown (QB)	UCLA
1998	5	Curtis Enis (RB)	Penn State
1997	11	(To Sea. for QB Rick Mirer and 4th rd pick)	
1996	13	Walt Harris (CB)	Miss. St.
1995	21	Rashaan Salaam (RB)	Colorado
1995	11	John Thierry (DE)	Alcorn St.
1993	7	Curtis Conway (WR)	USC
1992	22	Alonzo Spellman (DT)	Ohio State
1991	22	Stan Thomas (T)	Texas
1990	6	Mark Carrier (S)	USC
1989a	11	Donnell Woolford (CB)	Clemson
		(from LA Raiders for WR Willie Gault)	
1989b	12	Trace Armstrong (DE)	Florida
		(from Wash. for LB Wilber Marshall)	
1989c	25	(To Miami for 2nd and 3rd rd picks)	
1988a	23	Brad Muster (FB)	Stanford
1988b	27	Wendell Davis (WR)	LSU
		(from Wash. for LB Wilber Marshall)	
1987	26	Jim Harbaugh (QB)	Michigan
1986	27	Neal Anderson (RB)	Florida
1985	22	William Perry (DT)	Clemson
1984	11	Wilber Marshall (LB)	Florida
1983a	6	Jim Covert (T)	Pittsburgh
1983b	18	Willie Gault (WR)	Tennessee
		(from Tampa Bay for 1982 2nd rd pick)	
1982	5	Jim McMahon (QB)	BYU
1981	11	Keith Van Horne (T)	USC
1980	19	Otis Wilson (LB)	Louisville
1979a	4	Dan Hampton (DT)	Arkansas
		(from Tampa Bay for DT Wally Chambers)	
1979b	9	Al Harris (DE)	Arizona State
1978	20	(To Cleveland for QB Mike Phipps)	
1977	15	Ted Albrecht (T)	California
1976	8	Dennis Lick (T)	Wisconsin
		(from Det. for 1st and 3rd rd picks)	
1975	4	Walter Payton (RB)	Jackson State
1974a	4	Waymond Bryant (LB)	Tennessee St.
1974b	20	Dave Gallagher (DE)	Michigan
		(from LA Rams for WR Dick Gordon)	
1973	8	Wally Chambers (DT)	E. Kentucky
1972a	3	Lionel Antoine (T)	S. Illinois
		(from NY Giants for Hyland and McRae)	
1972b	12	Craig Clemons (S)	Iowa
1971	11	Joe Moore (RB)	Missouri
1970	2	(To GB for Caffey, Pitts, and Hyland)	
1969	14	Rufus Mayes (T)	Ohio State

Yr	No.	Name (pos)	College
1968	17	Mike Hull (RB)	USC
1967	10	Lloyd Phillips (DE)	Arkansas
1966	12	George Rice (DT)	LSU
1965a	3	Dick Butkus (LB)	Illinois
		(from Pit. for '64 2nd and 4th rd picks)	
1965b	4	Gale Sayers (RB)	Kansas
1965c	6	Steve DeLong (DE)	Tennessee
		(from WAS for HB Coia and T Williams)	
1964	14	Dick Evey (DT)	Tennessee
1963a	10	(To LA Rams for RB Joe Marconi)	
1963b	11	Dave Behrman (C)	Michigan State
		(from Pit. for QB Ed Brown)	
1962	7	Ronnie Bull (RB)	Baylor
1961	5	Mike Ditka (TE)	Pittsburgh
1960	7	Roger Davis (G)	Syracuse
1959	7	Don Clark (HB)	Ohio State
1958	7	Chuck Howley (LB/G)	West Virginia
1957	13	Earl Leggett (DT)	LSU
1956	10	Menan "Tex" Schriewer (E)	Texas
1955	11	Ron Drzewiecki (HB)	Marquette
1954	6	Stan Wallace (HB)	Illinois
1953	6	Billy Anderson (HB)	Compton JC
1952	8	Jim Dooley (FL/HB)	Miami (FL)
1951a	2	Bob Williams (QB)	Notre Dame
		(from New York Yanks)	
1951b	10	Billy Stone (HB)	Bradley
		(from disbanded Colts)	
1951c	16	Gene Schroeder (E)	Virginia
1950a	2	Chuck Hunsinger (HB)	Florida
1950b	10	Harper Davis (HB)	Mississippi St.
		(from dispersal draft)	
1949	10	Dick Harris (C)	Texas
1948a	7	Bobby Layne (QB)	Texas
		(from Det. through Pit. for HB Ray Evans)	
1948b	13	Max Baumgardner (E)	Texas
1947a	1	Bob Fenimore (HB)	Oklahoma A&M
		(Bonus choice)	
1947b	11	Don Kindt (HB)	Wisconsin
1946	4	Johnny Lujack (QB)	Notre Dame
1945	7	Don Lund (HB)	Michigan
1944	8	Ray Evans (HB)	Kansas
1943	9	Bob Steuber (HB)	Missouri
1942	10	Frankie Albert (QB)	Stanford
1941a	1	Tom Harmon (CB)	Michigan
		(from Phil. for C John Schiechl)	
1941b	3	Norm Standlee (FB)	Stanford
		(from Pit. for QB Billy Patterson)	
1941c	9	Don Scott (HB)	Ohio State
1940	7	Clyde Turner (C/LB)	Hardin-Simmons
1939a	2	Sid Luckman (QB)	Columbia
1939b	6	Bill Osmanski (FB)	Holy Cross
		(from Pit. for E Eggs Manske)	
1938	10	Joe Gray (HB)	Oregon State
1937	8	Les McDonald (E)	Nebraska
1936	6	Joe Stydahar (T)	West Virginia



**1936 (Feb 8)**

1. Stydahar, Joe, T, West Virginia
2. Michaels, Eddie, G, Villanova
3. Roscoe, George, B, Minnesota
4. Allman, Bob, E, Michigan St.
5. Oech, Vern, T, Minnesota
6. Christofferson, Ted, B, Wash. St.
7. Smith, Dick, T, Minnesota
8. Sylvester, John, E, Rice
9. Fortmann, Dan, G, Colgate

**1937 (Dec 12, 1936)**

1. McDonald, Les, E, Nebraska
2. Stewart, Marv, C, LSU
3. Plasman, Dick, E, Vanderbilt
4. Hammond, Henry, E, SW (KS)
5. Conkright, Bill "Red," C, Okla.
6. Bjork, Del, T, Oregon
7. Friedman, JW "Buck," B, Rice
8. Toth, Steve, B, Northwestern
9. Guepe, Al, B, Marquette
10. Wade, Ed "Red," T, Utah St.

**1938 (Dec 12, 1937)**

1. Gray, Joe, B, Oregon St.
2. Famiglietti, Gary, B, Boston U.
3. Zarnas, Gust, G, Ohio St.
4. Masterson, Bob, E, Miami (FL)
5. Ramsey, Frank, G, Oregon St.
6. Sims, Fletcher, B, Georgia Tech
7. Schwarz, Alex, T, San Francisco
8. Wegner, John, T, Butler
9. Mickovsky, Ray, B, Case W Res.
10. Dreher, Fred, E, Denver

**1939 (Dec 8, 1938)**

- 1a. Luckman, Sid, QB, Columbia (from Pitt)
- 1b. Osmanski, Bill, B, Holy Cross
2. Wysocki, John, E, Villanova
3. Delaney, Joe, T, Holy Cross
4. Choice to Brooklyn
5. Heileman, Charlie, E, Iowa St.
6. Dannies, Bob, C, Pittsburgh
7. Bray, Ray, G, Western Michigan
8. Wood, Walt, B, Tennessee
9. Braga, Al, B, San Francisco
10. Roise, Hal, B, Idaho
11. Bock, Ed, G, Iowa St.
12. Stolla, Anton, B, Luther
13. Voigts, Bob, T, Northwestern
14. Armstrong, Ken, T, Tarkio
15. Masters, Raphael, E, Newberry
16. Sherman, Solly, B, Chicago
17. Simonich, Ed, B, Notre Dame
18. Vogeler, George, C, Okla. St.
19. Forte, Aldo, T, Montana
20. Kircher, Everett, B, Iowa St.

**1940 (Dec 9, 1939)**

1. Turner, Clyde "Bulldog," C/LB, Hardin-Simmons
2. Kavanaugh, Ken, E, LSU
3. Kolman, Ed, T, Temple
4. Woudenberg, John, T, Denver
5. Akin, Leonard, G, Baylor
6. Fordham, Jim, B, Georgia
7. Pool, Hampton, G, Stanford
8. Pace, Tom, B, Utah
9. Artoe, Lee, T, California
10. McCubbin, Bill, E, Kentucky
11. Clark, Harry, B, West Virginia
12. Crisci, Frank, T, Case W Reserve
13. Barnes, Sherm, E, Baylor
14. Christianson, Al, B, Knox

15. White, Wilbur, T, Bradley
16. Schlosser, Ralph, C, Gonzaga
17. Popov, John, B, Cincinnati
18. Bussey, Young, B, LSU
19. McLaran, Ray, B, St. Anselm
20. Kichelski, Walt, E, Miami (FL)

**1941 (Dec 19, 1940)**

1. Harmon, Tom, B, Michigan
2. Standlee, Norm, B, Stanford
3. Scott, Don, B, Ohio St.
4. Gallarneau, Hugh, B, Stanford
5. O'Rourke, Charley, B, Boston College
6. O'Boyle, Tommy, G, Tulane
7. Federovich, John "Ace," T, Davis & Elkins
8. Hartman, Fred, T, Rice
9. Rankin, Dave, E, Purdue
10. Matuza, Al, C, Georgetown
11. Laher, Hal, G, Oklahoma
12. LaLanne, Jim, B, N Carolina
13. Hardin, Jim, E, Kentucky
14. Morrow, Bob, E, Ill. Wesleyan
15. Johnson, Jim, B, Santa Clara
16. Martin, Johnny, B, Oklahoma
17. Mulkey, Jack, E, Fresno St.
18. Osterman, Bob, E, Notre Dame
19. Glenn, Bill, B, Eastern Illinois
20. Hahnenstein, Ollie, B, N'western

**1942 (Dec 22, 1941)**

1. Albert, Frankie, B, Stanford
2. Boratyn, Joe, B, Holy Cross
3. Ruby, Martin, T, Texas A&M
4. Burrus, H.C., E, Hardin-Simm.
5. Jeffries, Bob, G, Missouri
6. Maznicki, Frank, B, Boston Coll.
7. Petty, John, B, Purdue
8. Mullins, Noah "Moon," B, Kent.
9. Geyer, Bill, B, Colgate
10. Daniell, Jim, T, Ohio St.
11. Hunt, Jack, B, Marshall
12. Gude, Henry, C, Vanderbilt
13. Krutulis, Joe, E, Miami (FL)
14. Abel, George, G, Nebraska
15. Edmiston, Don, T, Tennessee
16. Rast, Holt, E, Alabama
17. Jones, Edgar, B, Pittsburgh
18. Tessoroff, Bill, T, Gonzaga
19. Kissell, Adolph, B, Boston Coll.
20. Clarkson, Stu, C, Texas A & I

**1943 (Apr 8)**

1. Steuber, Bob, HB, Missouri
2. Evans, Fred, HB, Notre Dame
3. Stramm, Ed, T, Stanford
4. Palmer, Derrell, T, TCU
5. Vucinich, Milt, C, Stanford
6. Beals, Alyn, E, Santa Clara
7. Jurkovich, Jim, HB, California
8. Lamb, W.G. "Dub," E, Okla.
9. Hammett, Ray, QB, Stanford
10. Zikmund, Al, HB, Nebraska
11. Wood, Clark, T, Kentucky
12. Arms, Loyd, T, Oklahoma St.
13. Sturdy, Lyle, FB, Wichita St.
14. Tomlinson, Buddy, T, Hardin-Simmons
15. Preston, Pat, T, Wake Forest
16. Norberg, Hank, E, Stanford
17. Lyons, Pat, E, Wisconsin
18. Butler, Marion, HB, Clemson
19. Santucci, Al, C, Santa Clara
20. Johnson, Orville, G, SMU

21. Boudreau, Wally, HB, Boston Coll.
22. Baumann, Bob, T, Wisconsin
23. Holscher, Elwood, C, Shurtleff
24. Keller, Ben, G, Duquesne
25. Block, Charley, E, Shurtleff
26. Brannon, Ted, T, Rice
27. Wayne, Lou, E, Texas
28. Creevy, Dick, HB, Notre Dame
29. Buffington, Bill, HB, Purdue
30. Peterson, Woody, FB, Utah

**1944 (Apr 19)**

1. Evans, Ray, B, Kansas
2. Smeja, Rudy, E, Michigan
3. Croft, Abe, E, SMU
4. Stanley, C.B., T, Tulsa
5. Seeley, Darwin, C, Stanford
6. Fawcett, Randall, B, Stanford
7. Morton, Jack, E, Missouri
8. Starford, Bill, C, Wake Forest
9. Houston, Lin, G, Ohio St.
10. Moore, J.P., B, Vanderbilt
11. Duffey, Bill, E, Georgetown
12. Hartley, Joe, T, LSU
13. Milner, Bill, G, Duke
14. Hirsch, Ed, B, Northwestern
15. Ryckley, Ed, E/G, Georgia Tech
16. Plasman, Howdy, B, Miami (FL)
17. French, Barry, T, Purdue
18. Taylor, Paul, B, USC
19. Margarita, Hank, B, Brown
20. Davis, Ed, B, Oklahoma
21. Jamison, Dick, T, USC
22. Bortka, Jack, B, Kansas St.
23. Ruskusky, Roy, E, St. Mary's (CA)
24. Franck, Harry, B, Northwestern
25. McKewan, Jack, T, Alabama
26. Mitchell, Charley, B, Tulsa
27. Boyle, Pat, G, Wisconsin
28. Pepper, Bernie, T, Missouri
29. Vogt, Karl, T, Villanova
30. Endres, Bob, G, Colgate

**1945 (Apr 6)**

1. Lund, Don, B, Michigan
2. Allen, Charley, B, SMU
3. Masterson, Forest, C, Iowa
4. Shaw, Wayne, B, SMU
5. Burgeis, Glen, T, Tulsa
6. O'Brien, Pat, T, Purdue
7. Mayther, Bill, C, Oregon
8. Poe, Bill, B, Clemson
9. Avery, Chuck, B, Minnesota
10. Boyd, Jack, B, UCLA
11. Ellsworth, Ralph, B, Texas
12. Mattioli, Frank, G, Pittsburgh
13. Gibson, Merle, E, TCU
14. Creevey, John, B, Notre Dame
15. Sacrinty, Nick, B, Wake Forest
16. Keane, Jim, C, Iowa
17. Niedziela, Bruno, T, Iowa
18. Williams, Broughton, E, Florida
19. Stickle, Walt, T, Pennsylvania
20. Livingston, Bob, B, Notre Dame
21. Vargon, Mike, E, Kansas St.
22. Wright, Charley, G, Iowa St.
23. Green, Jack, G, Alabama
24. Gambino, Lu, B, Indiana
25. Jones, Ray, B, Texas
26. Hary, Bob, B, Minnesota
27. Forkovich, Nick, B, William & Mary
28. Robinson, Don, B, Michigan
29. Johnston, Wayne, B, Marq.
30. Groves, George, C, Marq.

**1946 (Jan 14)**

1. Lujack, Johnny, QB, Notre Dame
2. Rykovich, Julie, B, Illinois
3. Broyles, Frank, QB, Georgia Tech
4. Knotts, Ernie, C, Duke
5. Schneider, Don, B, Pennsylvania
6. Scruggs, Ted, E, Rice
7. Beard, Wendell, T, California
8. Ziegler, John, B, Colorado
9. Drogo, Walt, E, Connecticut
10. Harris, Bill, C, Auburn
11. Allen, Eddie, B, Pennsylvania
12. Bauman, Frank, E, Illinois
13. Nostrum, Reed, T, Utah
14. Chatterton, Dick, B, BYU
15. Timko, Johnny, C, Temple
16. Hazelwood, Ted, T, No. Carolina
17. Johnson, Dick, C, Baylor
18. Boettcher, Art, B, Shurtleff
19. Gallagher, Tom, B, Illinois
20. Adams, Johnny, B, Denver
21. Widseth, Dean, T, Bemidji St.
22. Kochins, George, T, Bucknell
23. Hoisch, Al, B, Stanford
24. Grgich, Visco, E, Santa Clara
25. Richards, Allen, B, Cincinnati
26. Tunstall, Jess, B, Kentucky
27. Smock, Ken, B, Purdue
28. Weldon, Howard, G, N. Carolina
29. Cook, Johnny, B, Georgia
30. Franck, Harry, B, Northwestern

**1947 (Dec 16, 1946)**

- 1a. Fenimore, Bob, HB, Okla. St.  
(Bonus choice)
- 1b. Kindt, Don, HB, Wisconsin
2. Minini, Frank, FB, San Jose St.
- 3a. Canady, Jim, HB, Texas
- 3b. Merriman, Lloyd, B, Stanford  
(from Chi Cards)
- 4a. Wetz, Harlan, T, Texas
- 4b. Stephens, Roger, B, Cincinnati  
(from Phil)
5. Moseley, Reid, E, Georgia
6. Smith, H.A., E, Mississippi
7. Eddleman, Dwight, HB, Illinois
8. Tucker, Arnold, QB, Army
9. Hatch, Larry, HB, Washington
10. Adamle, Tony, C, Ohio St.
11. Fritz, Emil, G, Maryland
12. Turner, Jim, T, California
13. Goodall, Wayne, E, Okla. City
14. Gagne, Verne, E, Minnesota
15. Dreyer, Wally, HB, Wisconsin
16. Pupa, Walt, FB, North Carolina
17. McLellan, John, T, Montana St.
18. Cromer, Bill, FB, Texas
19. Reader, Russ, HB, Michigan St.
20. Batchelor, Jim, B, East Texas St.
21. Lawler, Allen, HB, Texas
22. Berlin, Gordon, C, Washington
23. Cunningham, John, E, California
24. Morris, Max, B, Northwestern
25. Morris, Bill, E, Oklahoma
26. Baumgardner, Joe, Bill, HB, Texas
27. McCarthy, Jerry, E, Pennsylvania
28. Pierce, Jack, HB, Illinois
29. Ehlers, Ed, HB, Purdue

**1948 (Dec 19, 1947)**

- 1a. Layne, Bobby, QB, Texas  
(from Pittsburgh)
- 1b. Bumgardner, Max, E, Texas

2. Garrett, Dub, T, Mississippi St.
3. Ramsey, Knox, G, Will. & Mary
4. Brugge, Bob, B, Ohio St.
5. Choice to Detroit
6. McWilliams, Tom, B, Army, Miss. St.
7. Mills, Malachi, T, Va. Military
8. Flanagan, Dick, E, Ohio St.
9. McDowell, Jim, G, Will. & Mary
10. Scheehan, Mel, E, Missouri
11. Scott, Dick, C, Navy
12. Cline, Ollie, B, Ohio St.
13. Goode, Rob, B, Texas A&M
14. Grimenstein, Clyde, E, Purdue
15. Fallon, John, G, Notre Dame
16. Brown, Ray, B, Virginia
17. Hileman, Bob, C, California
18. Gay, Thurman, T, Oklahoma St.
19. Blount, Ralph, E, Texas
20. Boone, JR, B, Tulsa
21. Duncan, Jim, E, Wake Forest
22. Gatewood, Jimmy, B, Georgia
23. Brumm, George, C, Pacific
24. Dietzel, Paul, C, Miami (OH)
25. Clasyby, Ed, B, Boston College
26. Hardison, Fred, E, Duke
27. Van Deren, Frank, E, California
28. Pietkiewicz, Al, E, San Francisco
29. Cox, Norm, B, TCU
30. Smith, Truett, B, Mississippi St.

**1949 (Dec. 21, 1948)**

1. Harris, Dick, C, Texas
2. Grimes, Billy, B, Oklahoma St.
3. O'Quinn, Johnny, E, Wake Forest
4. Bendrick, Ben, B, Wisconsin
5. Hoffman, John, B, Arkansas
6. Krall, Jerry, B, Ohio St.
7. Jones, Wally, E, Kentucky
- 8a. Weatherly, Gerry, C, Rice  
(from Det)
- 8b. Wightkin, Bill, E, Notre Dame
9. Tokarczyk, Dolph, G, Penn
10. Malley, Lee, B, Carson-Newman
11. Tibbler, Jerry, B, Mississippi
12. Blanda, George, QB, Kentucky
13. Taltierro, George, B, Indiana
14. Kelly, Ernie, G, Texas-El Paso
15. Faverty, Hal, G, Wisconsin
16. Wahl, Al, T, Michigan
17. Corbisiero, John, B, Middlebury
18. Moran, Jim, B, John Carroll
19. Mitten, Bob, G, North Carolina
20. Heck, Bob, B, Pacific
21. Duncan, Jim, E, Duke
22. Bertuzzi, Dick, B, Kansas
23. Kane, Harry, C, Pacific
24. Smith, Bernie, T, Texas-El Paso
25. Marczyk, Stan, T, North Carolina

**1950 (Jan 21-22)**

- 1a. Hunsinger, Chuck, B, Florida  
(from NY Bulldogs)
- 1b. Morrison, Fred, B, Ohio St.
2. Dottle, John "Kay", B, Miss.
3. Romanick, Steve, B, Villanova
- 4a. Novak, Tom, C, Nebraska  
(from Pitt)
- 4b. Papaleo, Dorn, G, Boston Coll.
5. Zaleski, Ernie, B, Notre Dame
- 6a. Perricone, Gaspar, B, N'western  
(from NYG)
- 6b. Hansen, Wayne, C, UTEP
7. Prather, Rollin, E, Kansas St.
8. Nevills, Sam, T, Oregon
- 9a. Reid, Floyd, B, Georgia  
(from NY Bulldogs)

- 9b. Braznell, Dick, B, Missouri
10. Wahl, Al, T, Michigan
11. Helwig, John, G, Notre Dame
12. Roof, Kenny, B, Oklahoma St.
13. Dempsey, Frank, T, Florida
14. Hover, Al, G, LSU
15. Glisson, Jimmy, B, Tulane
16. Bradley, Ed, E, Wake Forest
17. Janaszek, Ray, B, Dayton
18. Andrews, Rupert, B, Stanford
19. Bye, Billy, B, Minnesota
20. Crawford, Jim, G, Mississippi
21. Angle, Bob, B, Iowa St.
22. Byler, Jim, G, North Carolina St.
23. Bingham, Bill, T, Harding
24. Polenske, Walt, B, Pacific
25. Samuels, Perry, B, Texas
26. Sella, George, B, Princeton
27. Davis, Wilton, B, Hardin-Simm.
28. Kenary, Jim, B, Harvard
29. Naderney, Fred, B, Yale
30. Markert, Allen, T, Minnesota

**1951 (Jan 18-19)**

- 1a. Williams, Bob, QB, Notre Dame  
(from Balt)
- 1b. Stone, Billy, B, Bradley\*  
(from NYU)
- 1c. Schroeder, Gene, E, Virginia
2. George, Bill, T, Wake Forest
3. White, Wilford, B, Arizona St.
- 4a. Moser, Bob, C, Pacific
- 4b. Jelley, Tom, E, Miami (FL)  
(from NYG)
5. Rowland, Brad, B, McMurry
6. Falkenberg, Herby, B, Trinity (TX)
7. Lea, Paul, T, Tulane
8. Mayes, Clair, G, Oklahoma
9. Gregus, Bill, B, Wake Forest
10. Sherrill, J.W., B, Tennessee
11. Hardiman, Tom, B, Georgetown
12. Hairston, Lawrence, T, Nev.-Reno
13. Wright, Charley, B, West Tex. St.
14. Woods, Bailey, B, Abilene  
Christian (TX)
15. Hall, Sid, C, Pacific
16. Volm, Frank, E, Marquette
17. Dufek, Don, B, Michigan
18. Brown, Chuck, G, Illinois
19. Lisak, Ed, B, Oklahoma
20. Smith, Larry, C, South Carolina
21. Higgins, Larry, B, Fordham
22. Hanson, Bob, G, Montana
23. Hlavac, Rene, T, Neb.-Omaha
24. Dokas, Pete, E, Mansfield
25. Miller, Johnny, B, Northwestern
26. Rogers, Buddy, B, Arkansas
27. Taylor, Jerry, C, Wyoming
28. Campbell, Leon, B, Arkansas\*
29. Justice, John, G, Santa Clara
30. Butler, Charley, E, Geo. Wash.

\* Selected from disbanded Baltimore franchise

**1952 (Jan 17)**

1. Dooley, Jim, B, Miami (FL)
2. Macon, Eddie, B, Pacific
3. McColl, Bill, E, Stanford
4. Clark, Herman, T, Oregon St.
- 5a. Hoffman, Jack, E, Xavier (OH)  
(from Pitt)
- 5b. Williams, Fred, T, Arkansas
6. Brown, Ed, QB, San Francisco
7. Fortunato, Joe, B, Mississippi St.
- 8a. Bishop, Bill, T, N. Texas St.  
(from Pitt)



- 8b. Jurney, Billy, E, Arkansas
9. Cross, Bobby, T, S. F. Austin
10. Choice to Green Bay
11. Miller, Bill, B, Wake Forest
12. Kozar, Andy, B, Tennessee
13. Athan, Rich, B, Northwestern
14. Galloway, Gale, C, Baylor
15. Kazmaier, Dick, B, Princeton
16. Spears, Bob, FB, Yale
17. Carroll, John, T, Houston
18. O'Connell, Tommy, QB, Illinois
19. Reidenbach, Ken, T, Drake
20. Lesane, Jimmy, B, Virginia
21. Daffer, Ted, G, Tennessee
22. Gregory, Dick, B, Minnesota
23. Nestor, Paul, T/E, Maryland
24. Mundinger, Dick, T, Minnesota
25. Stoddard, Bob, T, Utah St.
26. McElroy, Bucky, FB, S. Miss.
27. Reid, Bob, B, Baylor
28. Scioscia, Karney, FB, Maryland
29. Riggs, Teddy, B, Rice
30. Shemonski, Bob, HB, Maryland

**1953 (Jan 22)**

1. Anderson, Billy, B, Compton J.C.
2. Bratkowski, Zeke, QB, Georgia
3. Rowekamp, Bill, B, Army, Mo.
4. Koch, Joe, B, Wake Forest
5. Jones, Stan, T, Maryland
- 6a. DeCarlo, Art, B, Georgia
- 6b. Gilbert, Kline, T, Mississippi (from SF)
- 7a. McElroy, Bucky, B, S. Mississippi (from Wash)
- 7b. Bingham, Don, B, Sul Ross
8. Kneamcheck, John, T, Will. & Mary
9. Ashley, Bruno, T, East Texas St.
10. Moore, Jimmy, B, Florida A&M
- 11a. Slowey, Jim, C, Georgetown
- 11b. Charney, Ralph, B, Kentucky (from Pitt)
12. Lawrence, Jim, T, Duke
13. Strickland, Larry, C, N Texas St.
14. Carl, Harland, B, Wisconsin
15. Jecha, Ralph, G, Northwestern
16. Hatley, John, T, Sul Ross
17. Beal, Bob, E, California
18. Shirley, Jim, B, Clemson
19. Byrus, Bill, T, Iowa St.
20. Mahin, Tom, T, Purdue
21. Martin, Wayne, E, TCU
22. Wood, Wayne, T, Memphis St.
23. Mask, Jim, E, Mississippi
24. Hatcher, Paul, C, Ark. City J.C.
25. Pickard, Clyde, G, Wake Forest
26. Evans, Bob, T, Pennsylvania
27. Wahlin, Marvin, B, Arizona St.
28. Caldwell, Jim, T, Tennessee St.
29. Lewis, Jack, E, Wake Forest
30. Brehany, Bill, QB, Va. Military

**1954 (Jan 28)**

1. Wallace, Stan, HB, Illinois
2. Casares, Rick, FB, Florida
3. Meadows, Ed, T, Duke
4. Paterra, Fran, B, Notre Dame
5. Griffith, Bob, G, Furman
6. Hudson, John, G, Rice
7. Cecere, Ralph, B, Villanova
8. Garlington, Tom, T, Arkansas
9. Giel, Paul, B, Minnesota
10. Andrews, D.C., E, Hardin-Simm.
11. Wallin, Ron, B, Minnesota
12. Faragalli, Joe, G, Villanova
13. Seaholm, Julius, G, Texas
14. Miller, Ken, FB, Illinois

15. Hill, Harlon, E, N. Alabama
16. Lindley, Earl, B, Utah St.
17. Woodard, Lou, C, S. Houston St.
18. Moore, McNeil, B, S. Houston St.
19. Lum, Jim, T, Louisiana Tech
20. Ladd, Jim, E, Bowling Green
21. Cleere, Sonny, T, Abilene Christ.
22. Sumner, Charlie, B, Will. & Mary
23. Lee, Herman, T, Florida A&M
24. Jarrett, Bill, B, West Virginia
25. Feamster, Tom, E, Florida St.
26. Petroka, Lou, B, Boston U.
27. Oniskey, Dick, C, Tenn.-Chatt.
28. Underwood, P.W., G, Miss. St.
29. Beale, Alvin, QB, Trinity (TX)
30. Haluska, Jim, B, Wisconsin

**1955 (Jan 27-28)**

1. Drzewiecki, Ron, HB, Marquette
2. Watkins, Bobby, HB, Ohio St.
3. Choice to Cleveland
4. O'Malley, Joe, E, Georgia
5. Kendall, Leland, T, Oklahoma St.
- 6a. Shannon, Dan, E, Notre Dame (from Wash)
- 6b. Mosely, Henry, HB, M. Brown
7. Sturgess, Bruce, HB, Will. & Mary
8. Verkerk, Gene, T, N Texas St.
9. Lavery, Jim, HB, Scranton
10. Allen, John, E, Arizona St.
11. Redfield, Tom, E, Delaware
12. Bratt, Clarence, HB, Wisconsin
13. Cash, Norm, HB, Sul Ross
14. Nickla, Ed, G, Tennessee
15. Smith, J.D., FB, N Carolina A&T
16. Choice to Chicago Cardinals
17. Harrison, Mel, C, S. Houston St.
18. Roach, Claude, G, TCU
19. Jones, Allen, B, Baylor
20. James, Joe, T, Howard Payne
21. Hall, Choyce, C, MWestern St.
22. Allison, Carl, B, Oklahoma
23. Barger, Jerry, B, Duke
24. Young, Joe, E, Marquette
25. Dees, Charley, T, Tyler J.C.
26. Jeter, Perry, HB, Cal Poly-SLO
27. Kinley, Joel, G, Tennessee
28. Wright, Charley, E, Pr. View A&M
29. Klein, Dick, T, Iowa
30. Fouts, Jerry, HB, MWestern St.

**1956 (Nov 29, 1955 & Jan 12, 1956)**

1. Schriewer, Menan "Tex", E, Texas
2. Brackett, M.L., T, Auburn
3. Choice to Cleveland
4. Melikas, John, T, Arizona
5. Galimore, Willie, B, Fla. A&M
6. Choice to Cleveland
7. Caroline, J.C., B, Illinois
8. Klawitter, Dick, C, So. Dakota St.
9. Vargo, Ken, C, Ohio St.
10. Lucas, Dick, E, Boston College
11. Jankins, John, E, Arizona St.
12. Cruze, Buddy, E, Tennessee
13. Grogg, Dick, G, Minnesota
14. Graham, Milt, E, Colgate
15. Fitzgerald, Dick, FB, Notre Dame
16. Brown, Ray, B, Florida
17. Adams, Tom, E, UCLA
18. Payton, Earl, B, Pr. View A&M
19. Smith, John, B, UCLA
20. Maxime, Charley, G, Auburn
21. Waddell, Jimmy, B, Compt. J.C.
22. Billings, Joe, T, Memphis St.
23. Holt, Lou, E, Howard Payne
24. Castete, Jess, B, McNeese St.

25. Hentschel, Jerry, T, S. Houston St.
26. Orr, Don, B, Vanderbilt
27. Buchanan, Waylon, E, E. Tex. St.
28. Alexander, Bob, B, Trinity (CT)
29. Kriemeyer, Billy, B, Vanderbilt
30. Buckler, Jim, G, Alabama

**1957 (Nov 27, 1956 & Jan 31, 1957)**

1. Leggett, Earl, T, LSU
2. Swink, Jim, B, TCU
3. Knox, Ronnie, QB, UCL-A
4. Johnson, Jack, B, Miami (FL)
5. Zucco, Vic, B, Michigan St.
6. Dickinson, Bo, B, S. Mississippi
7. DeLuca, Gerry, T, Mid Tenn. St.
- 8a. Ward, Al, B, Yale (from Pitt)
- 8b. Kilcullen, Bob, T, Texas Tech
9. Brown, Bill, G, Syracuse
10. Murphy, Bill, E/B, Fresno St.
11. Hampton, Roger, B, McNeese St.
12. Sorenson, Larry, T, Utah St.
13. Williams, Don, B, Texas Tech
14. Schmidt, Bob, B, Memphis St.
15. Hock, Tony, E, West Virginia
16. Heuring, Ed, E, Maryland
17. Heine, Don, E, Murray St.
18. Wharton, Al, G, Maryland
19. Hermen, Lee, B, Marquette
20. Frazier, Al, B, Florida A&M
21. Jones, Jerry, E, LSU
22. Dalzell, Tom, T, Virginia Tech
23. Perreca, Don, T, SE Louisiana
24. Lutterback, Ken, B, Evansville
25. Ryan, Joe, C, Villanova
26. Harris, Gehrig, B, Grambling
27. Brown, Nick, G, Fresno St.
28. Emerson, Tom, G, Oklahoma
29. Caraway, Donnie, B, Houston
30. Wesley, Sam, B, Oregon St.

**1958 (Dec 2, 1957 & Jan 28, 1958)**

1. Howley, Chuck, G, West Va.
2. Dewveall, Willard, E, SMU
- 3a. Cooke, Ed, E, Maryland
- 3b. Healy, Don, T, Maryland (from Cleveland)
4. Barnes, Erich, B, Purdue
5. Jewett, Bob, E, Michigan St.
6. Douglas, Merrill, B, Utah
7. Bentley, Gene, B, Texas Tech
8. Rutsch, Ed, T, George Wash.
9. Anderson, Ralph, E, Cal St.-LA
10. Lewis, Aubrey, B, Notre Dame
11. Cinelli, Rocco, T, Wisconsin
12. Morris, Johnny, HB, Cal-SB
13. Choice to New York Giants
14. Melnik, Bill, T, Army
15. Harryman, Jim, B, Compton J.C.
16. Ploger, Ken, T, Capital
17. Eaton, Dick, C, Richmond
18. Dupler, Phil, B, Duke
- 19a. Roehndt, Bill, G, Bradley (from GB)
- 19b. Chancey, Bill, E, West Virginia
20. Rutledge, Les, T, Michigan St.
21. Miller, Bill, T, NM Highlands
22. Carter, Al, B, Tennessee
23. Daw, Ken, B, Sam Houston St.
24. Moon, Russ, T, Virginia Tech
25. Barron, Bob, C, St. Norbert
26. Lyles, Bob, B, Memphis St.
27. Napolski, Ben, E, Northwestern
28. Main, Wilbur, B, Maryland
29. Hakes, Glen, G, New Mexico
30. Halum, Bobby, QB, Mid TN St.

**1959 (Dec 2, 1958)**

1. Clark, Don, B, Ohio St
2. Pettibon, Richie, QB, Tulane
3. Johnson, Pete, B, Va. Military
4. Choice to LA Rams
5. Adams, John, B, Cal St.-LA
6. Cole, Fred, G, Maryland
7. Tucker, Jim, E, Tenn-Chatt, (from Phil)
- 8a. Clark, Dick, B, Baylor
- 8b. Smith, Willie, T, Michigan (from NYG)
9. Youmans, Maury, T, Syracuse
10. Coronado, Bobby, E, Pacific
11. Gray, Ed, T, N Texas St
12. Rowland, Justin, E, TCU
13. Jones, Gene, B, Rice
14. Robby, Joe, T, TCU
15. LeClerc, Roger, C, Trinity (CT)
16. Redding, Don, T, North Carolina
17. Neal, Willie, B, Jackson St
18. Asbury, Ken, B, Missouri Valley
19. Plain, Chris, T, Stanford
20. Carcatera, Tony, E, Elon
21. Stone, Donnie, B, Arkansas
22. Rubal, Lennie, B, Will. & Mary
23. Haller, Bob, T, NW Missouri St
24. Spain, Bob, T, Baylor
25. Huhn, Tom, C, St. Joseph's (IN)
26. Kunde, Bob, T, Capital
27. Aveni, John, E, Indiana
28. Williams, Bob, E, Notre Dame
29. Southern, Eddie, E, Texas
30. Jackson, Cliff, B, No. Car. Cent.

**1960 (Nov 30, 1959)**

1. Davis, Roger, G, Syracuse
2. Choice to Washington
3. Meredith, Don, QB, SMU
4. Martin, Billy, B, Minnesota
5. Norman, Dick, QB, Stanford
6. Kovac, Ed, B, Cincinnati
7. Bivins, Charley, B, Morris Brown
8. Manning, Pete, E, Wake Forest
9. Kirk, Ken, C, Mississippi
10. Choice to Pittsburgh
- 11a. Fanning, Stan, T, Idaho (from Phil)
- 11b. Shaw, Glenn, HB, Kentucky
12. Budrewicz, Tom, T, Brown
13. Spada, Bob, E, Duke
14. Sorey, Jim, T, Texas Southern
15. Lashua, Warren, B, Whitworth
16. Farrington, John, E, Pr. View A&M
17. Hanna, Jim, E, USC
18. King, Claude, B, Houston
19. Roberts, Lloyd, T, Georgia
20. Coia, Angelo, B, USC

**1961 (Dec 27-28, 1960)**

1. Ditka, Mike, E, Pittsburgh
2. Brown, Bill, B, Illinois
3. Gibson, Claude, B, No. Car. St
4. Ladd, Ernie, T, Grambling
5. Lincoln, Keith, B, Washington St
6. Fleming, George, B, Washington
7. Pyle, Mike, C, Yale
8. Ryan, Ed, B, Michigan St
9. Bethune, Bob, B, Mississippi St
10. Harness, Jason, E, Michigan St
11. Fewell, Sam, T, South Carolina
12. Dyer, Howard, QB, Va. Military

13. McLeod, Bob, E, Abilene Christian (TX)
14. Tyrer, Jim, T, Ohio St
15. Lanning, Chuck, T, Miami (FL)
16. Frazier, Wayne, C, Auburn
17. Barfield, Rossie, E, No. Car. Central
18. Finn, John, T, Louisville
19. Charles, Ben, QB, South Carolina
20. Mason, Gordon, B, Tenn. Tech

**1962 (Dec 4, 1961)**

1. Bull, Ronnie, B, Baylor
- 2a. Brock, Clyde, T, Utah St. (from Pitt)
- 2b. McRae, Bennie, B, Michigan
- 3a. Bates, Jim, E, USC (from Dal)
- 3b. Hull, Bill, E, Wake Forest
4. Cadile, Jim, T, San Jose St
- 5a. Burton, Mac, E, San Jose St. (from Wash)
- 5b. Tunnicliff, Bill, FB, Michigan
6. Choice to Philadelphia
7. O'Bradovich, Ed, E, Illinois
- 8a. Reynolds, Ed, T, Tulane
- 8b. Onesti, C, Northwestern (from NYG)
9. Winston, Kelton, HB, Wiley
10. Weaver, LeRoy, B, Adams St
11. Robinson, Jerry, HB, Grambling
12. Watts, Bill, T, Miami (FL)
13. Perkowski, Joe, B, Notre Dame
14. Von Sonn, Andy, C, UCLA
15. Martin, Kent, T, Wake Forest
16. Nelson, John, C, Xavier (OH)
17. Glass, Glenn, HB, Tennessee
18. Neck, Tommy, B, LSU
19. Kellum, Bill, T, Tulane
20. Roberts, Jack, T, Ohio St.

**1963 (Dec 3, 1962)**

- 1a. Choice to Los Angeles Rams
- 1b. Behrman, Dave, C, Michigan St. (from Pitt)
- 2a. Barnett, Steve, T, Oregon (from Dal)
- 2b. Jencks, Bob, E, Miami (OH)
3. Glueck, Larry, DB, Villanova
- 4a. Sanders, Stan, E, Whittier (from SF)
- 4b. Mitchell, Charley, HB, Washington (from Pitt)
- 4c. Choice to Baltimore
5. Choice to San Francisco
- 6a. Johnson, John, T, Indiana (from Pitt)
- 6b. Mathieson, Dave, QB, Wash. St.
7. Underhill, Paul, B, Missouri
8. Harmon, Dennis, DB, So. Illinois
- 9a. Day, Monte, T, Fresno St. (from Dal)
- 9b. Watson, Dave, LB, Georgia Tech
10. Hoerster, Ed, LB, Notre Dame
11. Tullis, James, DB, Florida A&M
12. Drummond, Dick, B, Geo. Wash.
13. Szumczyk, John, FB, Trinity (CT)
14. Banks, Gordon, B, Fisk
15. Dentel, Bob, C/LB, Miami (FL)
16. Caylor, Lowell, DB, Miami (OH)
17. Sisk, John, B, Miami (FL)
18. Slabough, Jeff, E, Indiana
19. Yaksick, Bob, DB, Rutgers
20. Gregory, John, E, Bal.-Wallace

**1964 (Dec 2, 1963)**

1. Evey, Dick, T, Tennessee
- 2a. Choice to Pittsburgh
- 2b. Martin, Billy, E, Georgia Tech (from LA Rams)
- 2c. Crain, Pat, HB, Clemson (from Pitt)
3. Blanks, Sid, HB, Texas A & I
- 4a. Budka, Frank, HB, Notre Dame
- 4b. Reilly, Mike, LB, Iowa (from Min)
5. Connors, Dan, T, Miami (FL)
6. Jones, Jimmy, E, Wisconsin
7. Logan, Chuck, E, Northwestern
8. Rakestraw, Larry, QB, Georgia
9. Wilkinson, Jay, HB, Duke
10. Brown, Mike, B, Delaware
11. Lecuvenberg, Dick, T, Stanford
12. Horton, Bob, FB, Boston U.
13. Webb, Floyd, E, Iowa
14. Francisco, Kent, T, UCLA
15. Burman, George, T, N'western
16. Butler, Roderick, HB, E. Illinois
17. Kasapis, Constantinos, T, Iowa
18. Batts, Bob, HB, Texas Southern
19. Whitehead, Jim, T, Georgia
20. Niglio, Dick, FB, Yale

**1965 (Nov 28, 1964)**

- 1a. Butkus, Dick, LB, Illinois (from Pitt)
- 1b. Sayers, Gale, HB, Kansas
- 1c. DeLong, Steve, T, Tennessee (from Wash)
2. Choice to Cleveland
3. Choice to Cleveland
4. Nance, Jim, FB, Syracuse
5. Choice to LA Rams
6. Carey, Tony, HB, Notre Dame
- 7a. Gordon, Dick, HB, Michigan St.
- 7b. Sutton, Mickey, B, Auburn (from Wash)
8. Schweda, Brian, T, Kansas
9. Ambrusko, Ken, B, Maryland
10. Murphy, Dennis, T, Florida
11. Cornish, Frank, T, Grambling
12. Cox, Steve, T, South Carolina
13. Daniels, Dave, T, Florida A&M
14. Pivec, Dave, E, Notre Dame
15. Robinson, Art, B, Cal St.-LA
16. Pitts, Frank, E, Southern
17. LaFramboise, Tom, QB, L'ville
18. Schwager, Mike, T, Maryland
19. Bobich, Lou, K, Michigan St
20. Kurek, Ralph, FB, Wisconsin

**1966 (Nov 27, 1965)**

1. Rice, George, T, LSU
2. Brown, Charlie, DB, Syracuse
3. Pickens, Bob, T, Nebraska
- 4a. Jackson, Randy, T, Florida (from Pitt)
- 4b. Buffone, Doug, LB, Louisville
5. Choice to Minnesota
- 6a. Brewster, Dennis, T, BYU (from Wash)
- 6b. McRae, Franklin, DT, Tenn. St.
7. Myer, Ron, QB, South Dakota St
8. McFalls, Doug, DB, Georgia
9. Greenlee, Fritz, E, Arizona
10. Burnett, Bobby, HB, Arkansas
11. Owens, Terry, E, Jacksonville St.
12. Page, Wayne, DE, Clemson
13. Becker, Wayne, T, Montana
14. Buckner, Mike, DB, N'western



15. Kollman, Jim, G, Oregon
16. Senkbeil, Lynn, LB, Nebraska
17. Gentry, Curtis, DB, Mid-E Shore
18. Kines, Charley, T, Michigan
19. Haberer, Roger, HB, E. Illinois
20. Sellers, Goldie, HB, Grambling

**1967 (Mar 14)**

1. Phillips, Loyd, DE, Arkansas
2. Jones, Bob, DB, San Diego St.
3. Lyle, Gary, HB, Geo. Wash.
- 4a. Dodd, Al, DB, N'western St. (LA)
- 4b. Greenlee, Tom, DB, Washington (from LA Rams)
5. Alford, Bruce, K, TCU
- 6a. Carter, Virgil, QB, BYU
- 6b. Kriewald, Doug, G, W. Texas St.
7. Truitt, John, E, Indiana St.
- 8a. Murphy, Roger, E, Northwestern
- 8b. Griffin, Jerry, LB, SMU
9. Cass, Greg, C, Washington
10. Choice to Washington
11. Mayo, Earl, HB, Morgan St.
12. Green, Bruce, E, Midland Luth.
13. Carstens, Kaye, DB, Nebraska
14. Nesbitt, Lynn, G, Wake Forest
15. Oakes, Terry, DE, Cal St-SF
16. Rogers, Bill, DB, Weber St.
17. Myers, Jack, LB, Western St. (CO)

**1968 (Jan 30-31)**

1. Hull, Mike, RB, USC
2. Wallace, Bob, E, Texas-El Paso
- 3a. Hazelton, Major, DB, Florida A&M (from Atl)
- 3b. Choice to Dallas
- 4a. Mass, Wayne, T, Clemson
- 4b. Bush, Alan, G, Mississippi (from LA Rams)
5. Turner, Cecil, FL, Cal Poly-SLO
6. Schmedding, Jim, C, Weber St.
7. Holman, Willie, DE, So. Car. St.
8. Bell, Wayne, RB, Lenior-Rhyne
9. Moore, Sam, T, Miss. Valley St.
10. Davis, Fred, G, Doane
11. Coady, Rich, TE, Memphis St.
12. Valle, Emilio, LB, New Mexico
13. Dearion, Willie, FL, Pr. View A&M
14. Gargus, Harold, DT, N. Mex. St.
15. Jaeger, Rich, C, Gustavus
16. Murphy, Jim, K, Utah St.
17. Layton, Gene, DT, Colorado St.

**1969 (Jan 28-29)**

1. Mayes, Rufus, T, Ohio St.
2. Douglass, Bobby, QB, Kansas St.
3. Montgomery, Ross, RB, TCU
4. Redmond, Rudy, DB, Pacific
5. Winegardner, Jim, TE, N. Dame
6. Nicholson, Bill, DE, Stanford
7. Copeland, Ron, FL, UCLA
8. Hubbell, Webb, G, Arkansas
9. Aluise, Joe, RB, Arizona
10. Pearson, Ron, TE/LB, Maryland
11. Campbell, Sam, DT, Iowa St.
12. Hale, Dave, DE, Ottawa
13. Quinn, Tom, DB, Notre Dame
14. Ehrig, Ronnie, DB, Texas
15. Coble, Bob, P, Kansas St.
16. Stydhar, Dave, G, Purdue
17. Long, Bob, SE, Texas A&M

**1970 (Jan 27-28)**

1. Choice to Green Bay
2. Choice to Dallas
3. Farmer, George, WR, UCLA

- 4a. Larson, Lynn, T, Kansas St.
- 4b. Brupbacher, Ross, LB, Tex. A&M (from LA Rams)
5. Choice to New Orleans
- 6a. Cutburth, Bobby, QB, Okla. St.
- 6b. Curchin, Jeff, T, Florida St. (from St. L.)
7. Choice to Philadelphia
8. Stephenson, Dana, DB, Nebraska
9. Cole, Linzy, WR, TCU
10. Holloway, Glen, G, N. Texas St.
11. Rose, Ted, TE, N. Michigan
12. Davis, Butch, DB, Missouri
13. Gunn, Jimmy, DB, USC
14. Morgan, Jim, WR, Henderson St.
15. Abraira, Phil, DB, Florida St.
16. Helterbran, Bob, G, N. Texas St.
17. Brunson, Joe, DT, Furman

**1971 (Jan 28-29)**

1. Moore, Joe, RB, Missouri
- 2a. Harrison, Jim, RB, Missouri (from NO)
- 2b. Ford, Charles, DB, Houston
- 3a. McGee, Tony, DE, Bishop
- 3b. Newton, Bob, T, Nebraska (from LA Rams)
4. Moore, Jerry, DB, Arkansas
5. Choice to San Francisco
6. Thomas, Earl, TE, Houston (from Buf)
- 7a. Lee, Buddy, QB, LSU
- 7b. Ferris, Dennis, RB, Pitt (from LA Rams)
8. Weiss, Karl, T, Vanderbilt
9. McClain, Lester, WR, Tennessee
10. Rowden, Larry, LB, Houston
11. Hardy, Cliff, DB, Michigan St.
12. Booras, Steve, DE, Mesa J.C.
13. Nicholas, Ed, T, N. Carolina St.
14. Lewis, Willie, RB, Arizona
15. Maciejowski, Ron, QB, Ohio St.
16. Bailey, Sid, DE, Texas-Arlington
17. Garganes, Ray, LB, Millersville

**1972 (Feb 1-2)**

- 1a. Antoine, Lionel, T, So. Illinois (from NYG)
- 1b. Clemons, Craig, DB, Iowa
2. Choice to Philadelphia
3. Musso, Johnny, RB, Alabama
4. Choice to LA Rams
5. Parsons, Bob, TE, Penn St.
- 6a. Pifferini, Bob, LB, UCLA (from Cin)
- 6b. Choice to Green Bay
- 7a. Fassel, Jim, QB, Long Beach St.
- 7b. Osborne, Jim, DT, Southern (from Dal)
8. Wirtz, Ralph, WR, N. Dakota St.
9. Horton, Larry, DE, Iowa
10. Turnbull, Jack, C, Oregon St.
11. Wimberly, Ed, DB, Jackson St.
12. Neill, Doug, RB, Texas A&M
13. Rood, Jay, T, S. Dakota-S field
14. Brown, Bob, WR, Rice
15. Lawson, Roger, RB, W. Michigan
16. McKinney, Bill, LB, West Tex. St.
17. Dickinson, LeVerne, DB, Southern

**1973 (Jan 30-31)**

1. Chambers, Wally, DE, E. Kent.
- 2a. Huff, Gary, QB, Florida St.
- 2b. Hrivnak, Gary, DT, Purdue (from Dal)
3. Choice to Detroit

4. Choice to Baltimore
- 5a. Ellis, Allan, DB, UCLA (from Phil)
- 5b. Choice to San Francisco
6. Creaney, Mike, C, Notre Dame
7. Choice to LA Rams
8. Graham, Conrad, DB, Tennessee
9. Deutsch, Mike, RB, N. Dakota
10. Barry, Bill, WR, Mississippi
11. Seigler, Ed, K, Clemson
12. Griffin, Mike, G, Arkansas
13. Cieszkowski, John, RB, N. Dame
14. Juenger, Dave, WR, Ohio U.
15. Rives, Don, LB, Texas Tech
16. Hart, Bill, C, Michigan
17. Roach, Larry, DB, Oklahoma

**1974 (Jan 29-30)**

- 1a. Bryant, Waymond, LB, Tenn. St.
- 1b. Gallagher, Dave, DL, Michigan (from Wash)
2. Choice to New England
- 3a. Wheeler, Wayne, WR, Alabama (from SD)
- 3b. Horton, Greg, G/T, Colorado
- 3c. Taylor, Cliff, RB, Memphis St. (from NE)
4. Choice to Pittsburgh
5. Choice to Philadelphia
6. Choice to Green Bay
7. Ettinger, Jack, WR, Arkansas
- 8a. Chadwick, Alan, QB, E. Tenn. St.
- 8b. Grandberry, Ken, RB, Washington (from NE)
9. Choice to Miami
10. Choice to Cleveland
11. Hodgins, Norm, DB, LSU
12. Sevy, Jeff, DT, California
13. Barnes, Joe, QB, Texas Tech
14. Vellano, Paul, DT, Maryland
15. Alexander, Oliver, TE, Grambling
16. Geist, Randy, DB, Colorado
17. Holland, Craig, QB, Texas-A'ton

**1975 (Jan 28-29)**

1. Payton, Walter, RB, Jackson St.
2. Hartensline, Mike, DE, Penn St.
3. Choice to Baltimore
4. Livers, Virgil, DB, W. Kentucky
- 5a. Choice to Washington
- 5b. Sorey, Revie, G, Illinois (from NO)
- 6a. Avellini, Bob, QB, Maryland
- 6b. Hicks, Tom, LB, Illinois (from LA Rams)
- 7a. Choice to Baltimore
- 7b. Douthitt, Earl, DB, Iowa (from Wash)
- 8a. Choice to Baltimore through Denver
- 8b. Harris, Joe, LB, Georgia Tech (from NE)
9. Stillwell, Roger, DT, Stanford
- 10a. Choice to Miami
- 10b. Julius, Mike, G, St. Thomas (MN) (from LA Rams)
11. Dean, Mike, K, Texas
12. Plank, Doug, DB, Ohio St.
13. McDaniel, Charles, RB, La. Tech
14. Hatfield, Walter, RB, SW Tex. St.
15. Marcantonio, Steve, WR, Miami (FL)
16. Beckman, Witt, WR, Miami (FL)
17. Harper, Roland, RB, La. Tech

**1976 (Apr 8-9)**

- 1a. Lick, Dennis, T, Wisconsin (from GB)
- 1b. Choice to Detroit
2. Choice to Pittsburgh
- 3a. Baschnagel, Brian, WR, Ohio St. (from NE)
- 3b. Choice to Detroit
- 4a. Sclarra, John, DB, UCLA
- 4b. Rhodes, Wayne, DB, Alabama (from Det)
5. Choice to Baltimore
- 6a. Jiggetts, Dan, T, Harvard (from Clev)
- 6b. Choice forfeited
7. Muckensturm, Jerry, LB, Ark. St.
8. Choice to Oakland
9. Choice to Philadelphia
10. Choice to Washington
11. Andersen, Norm, WR, UCLA
12. O'Leary, John, RB, Nebraska
13. Kasowski, Dale, RB, N Dakota
14. Cuie, Ron, RB, Oregon St.
15. Meyers, Jerry, DT, N Illinois
16. Parker, Ronald, TE, TCU
17. Malham, Mike, LB, Arkansas St.

**1977 (May 3-4)**

1. Albrecht, Ted, T, California
2. Spivey, Mike, DB, Colorado
- 3a. Earl, Robin, RB, Washington (from NYG)
- 3b. Choice to Miami
4. Choice to Pittsburgh
5. Choice to Oakland
- 6a. Evans, Vince, QB, USC (from TB)
- 6b. Choice to Philadelphia
7. Butler, Gerald, WR, Nicholls St.
8. Choice to New York Jets
9. Buonamici, Nick, DT, Ohio St.
10. Breckner, Dennis, DE, Miami (FL)
11. Zelenick, Connie, C, Purdue
12. Irvin, Terry, DB, Jackson St.

**1978 (May 2-3)**

1. Choice to LA Rams
2. Choice to San Francisco
3. Shearer, Brad, DT, Texas
4. Choice to Kansas City
5. Choice to Cincinnati
- 6a. Skibinski, John, RB, Purdue (from KC)
- 6b. Jeremiah, Mekeli, DE, BYU
7. Jones, Herman, WR, Ohio St.
8. Freitas, George, TE, California
9. Martin, Mike, LB, Kentucky
10. Zambiasi, Ben, LB, Georgia
11. Underwood, Walt, DE, USC
12. Sibley, Lew, LB, LSU

**1979 (May 3-4)**

- 1a. Hampton, Dan, DT, Arkansas (from TB)
- 1b. Harris, Al, DE, Arizona St.
2. Watts, Rickey, WR, Tulsa
3. McClendon, Willie, RB, Georgia
4. Choice to Cincinnati
5. Choice to Dallas
6. Sullivan, John, LB, Illinois
7. Kunz, Lee, LB, Nebraska
8. Moss, Rick, DB, Purdue
9. Heavens, Jerome, RB, N. Dame

10. Restic, Joe, DB, Notre Dame
11. Wright, Bob, T, Cincinnati
12. Becker, Dave, DB, Iowa

**1980 (Apr 29-30)**

1. Wilson, Otis, LB, Louisville
2. Suhey, Matt, RB, Penn St.
3. Choice to Dallas
4. Thompson, Arland, G, Baylor
5. Tabor, Paul, C, Oklahoma
6. Guess, Mike, DB, Ohio St.
7. Tolbert, Emanuel, WR, SMU
8. Clark, Randy, G, N Illinois
9. Schonert, Turk, QB, Stanford
10. Stephens, Willie, DB, Texas Tech
11. Judge, Chris, DB, TCU
12. Fisher, Robert, TE, SMU

**1981 (Apr 28-29)**

1. Van Horne, Keith, T, USC
- 2a. Singletary, Mike, LB, Baylor (from SF)
- 2b. Choice to San Francisco
3. Margerum, Ken, WR, Stanford
4. Bell, Todd, DB, Ohio St.
5. Choice to San Francisco
6. Henderson, Reuben, DB, S.D. St.
7. Fisher, Jeff, DB, USC
8. Zettek, Scott, DT, Notre Dame
9. Ditta, Frank, C, Baylor
10. Clifford, Tim, QB, Indiana
11. Johnson, Lonnie, RB, Indiana
12. Shupryt, Bob, LB, New Mexico

**1982 (Apr 27-28)**

1. McMahon, Jim, QB, BYU
2. Choice to Tampa Bay
3. Wrightman, Tim, TE, UCLA
4. Gentry, Dennis, RB, Baylor
- 5a. Hartnett, Perry, G, SMU
- 5b. Tabron, Dennis, DB, Duke (from SD)
6. Becker, Kurt, G, Michigan
7. Waechter, Henry, DT, Nebraska
8. Doerger, Jerry, T, Wisconsin
9. Hatchett, Mike, DB, Texas
10. Turner, Joe, DB, USC
11. Bolioux, Guy, LB, Wisconsin
12. Young, Ricky, LB, Oklahoma St.

**1983 (Apr 26-27)**

- 1a. Covert, Jim, T, Pittsburgh
- 1b. Gault, Willie, WR, Tennessee (from TB)
2. Richardson, Mike, DB, Ariz. St.
3. Duerson, Dave, DB, Notre Dame
- 4a. Thayer, Tom, C, Notre Dame
- 4b. Dunsmore, Pat, TE, Drake (from SD)
5. Choice to New England
6. Choice to Cleveland
7. Choice to Cleveland
- 8a. Dent, Richard, DE, Tennessee St.
- 8b. Bortz, Mark, DT, Iowa (from SD)
- 9a. Fada, Rob, G, Pittsburgh
- 9b. Zavagnin, Mark, LB, Notre Dame (from Clev)
10. Hutchison, Anthony, RB, Texas Tech
11. Worthy, Gary, RB, Wilmington
- 12a. Williams, Oliver, WR, Illinois (from SF)
- 12b. Choice to San Diego

**1984 (May 1-2)**

1. Marshall, Wilber, LB, Florida
2. Rivera, Ron, LB, California
3. Humphries, Stefan, G, Michigan
4. Andrews, Tom, G, Louisville
5. Choice to Washington
6. Choice to Dallas
7. Robertson, Nakita, RB, Cent. Ark
8. Anderson, Brad, WR, Arizona
- 9a. Choice to San Francisco
- 9b. Casale, Mark, QB, Montclair St. (from Clev)
- 10a. Vestman, Kurt, TE, Idaho
- 10b. Gayle, Shaun, DB, Ohio St. (from Clev)
- 11a. Choice to LA Rams
- 11b. Butkus, Mark, DT, Illinois (from Clev)
- 12a. Choice to Miami
- 12b. Jordan, Donald, RB, Houston (from Clev)

**1985 (Apr 30 - May 1)**

1. Perry, William, DT, Clemson
2. Phillips, Reggie, DB, SMU
3. Maness, James, WR, TCU
4. Butler, Kevin, K, Georgia
5. Choice to New York Jets
6. Choice to LA Rams
7. Bennett, Charles, DE, SW La.
8. Buxton, Steve, T, Indiana St.
9. Sanders, Thomas, RB, Texas A&M
10. Corvatt, Pat, DT, Baylor
11. Morrissey, Jim, LB, Michigan St.
12. Choice to San Diego

**1986 (Apr 29-30)**

1. Anderson, Neal, RB, Florida
2. Jackson, Vestee, DB, Washington
3. Williams, David, WR, Illinois
4. Blair, Paul, T, Oklahoma St.
5. Barnes, Lew, WR, Oregon
6. Powell, Jeff, RB, Tennessee
7. Jones, Bruce, DB, N Alabama
8. Douglass, Maurice, DB, Kent.
9. Teltschik, John, P, Texas
10. Hundley, Barton, DB, Kansas St.
11. Kozlowski, Glen, WR, BYU
12. Choice to San Diego

**1987 (Apr 28-29)**

1. Harbaugh, Jim, QB, Michigan
2. Morris, Ron, WR, SMU
3. Choice to Cleveland through LA Rams for Doug Flutie
- 4a. Smith, Sean, DE, Grambling (from LA Rams)
- 4b. Choice to LA Raiders
- 5a. Bryan, Steve, DE, Oklahoma (from Hou)
- 5b. Johnson, Will, LB/DE, NE La.
- 6a. Adicks, John, C, Baylor (from LA Raiders)
- 6b. Choice to LA Rams
7. Harris, Archie, T, Will. & Mary
8. Miglizzo, Paul, LB, Oklahoma
9. Heimuli, Lakei, FB, BYU
10. Chapura, Dick, DT, Missouri
11. Jessie, Tim, RB, Auburn
12. Jeffries, Eric, DB, Texas



**1988 (Apr 24-25)**

- 1a. Muster, Brad, FB, Stanford  
 1b. Davis, Wendell, WR, LSU  
 (from Wash. for Wilber Marshall)  
 2. Jones, Dante, LB, Oklahoma  
 3. Jarvis, Ralph, DE, Temple  
 4. Thornton, Jim, TE, Cal. St.-Fullerton  
 5. Johnson, Troy, LB, Oklahoma  
 6. Stinson, Lemuel, CB, Texas Tech  
 7. Rentic, Caesar, T, Oklahoma  
 8a. Tate, David, S, Colorado (from NE for Doug Flutie)  
 8b. Reed, Harvey, RB, Howard  
 9. Magee, Rogie, WR, LSU  
 10. Porter, Joel, T, Baylor  
 11. Forch, Steve, LB, Nebraska  
 12. Clark, Greg, LB, Arizona St.

**1989 (Apr 23-24)**

- 1a. Woolford, Donnell, DB, Clemson  
 (from LA Raid for Willie Gault)  
 1b. Armstrong, Trace, DE, Florida  
 (from Wash. for Wilber Marshall)  
 1c. (To Miami for Dolphins' 2nd and 3rd-round picks)  
 2a. Roper, John, LB, Texas A&M  
 (from Miami for Bears' first-round pick)  
 2b. Zawatsen, Dave, T, California  
 3a. Fontenot, Jerry, C, Texas A&M  
 (from Miami for Bears' first-round pick)  
 3b. Choice to Philadelphia  
 4a. Paul, Markus, S, Syracuse (from LA Raiders for fourth- and sixth-rounders)  
 4b. Choice to Washington through LA Raiders  
 5a. Green, Mark, RB, Notre Dame  
 (from Philadelphia)  
 5b. Gilbert, Greg, LB, Alabama  
 6. Choice to LA Raid with Bears' fourth for Raiders' fourth.  
 7a. Brothers, Richard, S, Arkansas  
 (from Philadelphia)  
 7b. Snyder, Brent, QB, Utah St.  
 8a. Woods, Tony, DT, Oklahoma  
 (from Philadelphia)  
 8b. Dyko, Chris, T, Wash. St.  
 9a. Harper, LaSalle, LB, Ark.  
 (from Philadelphia)  
 9b. Sanders, Byron, RB, N'western  
 10a. Millikan, Todd, TE, Nebraska  
 (from Philadelphia)  
 10b. Simpson, John, WR, Baylor  
 11a. Nelms, Joe, DT, California  
 (from Philadelphia)  
 11b. Streeter, George, S, N. Dame  
 12a. Weygand, Freddy, WR, Auburn (from Philadelphia)  
 12b. Phillips, Anthony, G, Okla.

**1990 (Apr 22-23)**

1. Carrier, Mark, S, USC  
 2a. Washington, Fred, DT, TCU  
 2b. Cox, Ron, LB, Fresno St. (from SD in McMahon trade)  
 3a. Ryan, Tim, DT, USC  
 3b. Willis, Peter Tom, QB, Florida St.  
 (from Raiders in Willie Gault trade)

4. Moss, Tony, WR, LSU  
 5. Chaffey, Pat, FB, Oregon St.  
 6. Mangum, John, DB, Alabama  
 7a. Choice to LA Raiders  
 7b. Anderson, Bill, C, Iowa  
 (from Raiders for Bears' seventh-round pick)  
 8. Rouse, James, RB, Arkansas  
 9. Bailey, Johnny, RB, Texas A&M  
 10. Price, Terry, DT, Texas A&M  
 11a. White, Brent, DE, Michigan  
 11b. Matusz, Roman, T, Pitt  
 (from Raiders for Bears' seventh-round pick)  
 12. Cooney, Anthony, DB, Ark.

**1991 (Apr 21-22)**

1. Thomas, Stan, T, Texas  
 2. Zorich, Chris, DT, Notre Dame  
 3. Gardocki, Chris, P/K, Clemson  
 4. Johnson, Joe, CB, NC State  
 5. Morgan, Anthony, WR, Tenn.  
 6. Lewis, Darren, RB, Texas A&M  
 7. Justin, Paul, QB, Arizona State  
 8. Horton, Larry, DB, Texas A&M  
 9. Stonebreaker, Michael, LB, Notre Dame  
 10. Backes, Tom, DE, Oklahoma  
 11. Long, Stacy, G, Clemson  
 12. Cook, John, DT, Washington

**1992 (Apr 26-27)**

1. Spellman, Alonzo, DT, Ohio St.  
 2. Auzenne, Troy, T, California  
 3. Lincoln, Jeremy, CB, Tenn.  
 4. Furrer, Will, QB, Virginia Tech  
 5. Harrison, Todd, TE, NC State  
 6. Berry, Mark, DB, Texas  
 7. Brown III, John, WR, Houston  
 8. (Traded to NY) on 8/18/91 for Ron Mattes)  
 9. Jurkovic, Mirko, G, N. Dame  
 10. Fisher, Nikki, FB, Virginia  
 11. Age, Louis, T, SW Louisiana  
 12. Wilson, Chris, LB, Oklahoma

**1993 (Apr 25-26)**

1. Conway, Curtis, WR/KR, USC  
 2. Simpson, Carl, DT, Fla. State  
 3. Gedney, Chris, TE, Syracuse  
 4a. Choice to Indianapolis for fourth- and sixth-round picks  
 4b. Perry, Todd, G, Kentucky  
 (from Clev. in Jay Hilgenberg trade)  
 4c. Baker, Myron, LB, La. Tech  
 (from Indianapolis)  
 4d. Fontenot, Al, DE, Baylor  
 (from GB for Bears' 5th and 6th from Ind.)  
 5. (Traded with 6th-round pick to GB for 4th-round)  
 6. Hoffmann, Dave, MLB, Wash.  
 7. Johnson, Keshon, CB, Arizona  
 8. (To Seattle for restricted free agent Joe Cain)

**1994 (Apr 24-25)**

1. Thierry, John, DE, Alcorn State  
 2. Spears, Marcus, T, NW St. (LA)  
 3. Flanagan, Jim, DT, Notre Dame  
 4. Harris, Raymont, FB, Ohio St.

5. (from Dallas on 8/17/93 with V. Smith and Minter for Roper, Blackwell, and Paul; traded to Pittsburgh 10/19/93 for Tim Worley)  
 6. Hill, Lloyd, WR, Texas Tech  
 7. Collier, Dennis, S, Colorado

**1995 (Apr 22-23)**

1. Salaam, Rashaan, RB, Colorado  
 2a. Riley, Pat, DL, Miami (FL)  
 2b. Sauerbrun, Todd, P, West Va.  
 (from Miami on 4/4/95 for Trace Armstrong)  
 3a. Harris, Sean, LB, Arizona  
 3b. Pilgrim, Evan, G, BYU  
 (from Dolphins for Trace Armstrong)  
 4. Jackson, Jack, WR, Florida  
 5. (To Pittsburgh on 4/29/94 in exchange for Jeff Graham)  
 6a. Gales, Kenny, CB, Wisconsin  
 6b. Reeves, Carl, DE, NC State  
 (from Dallas 8/17/93)  
 7. Cox, Jamal, LB, Georgia Tech

**1996 (Apr 20-21)**

- 1a. Harris, Walt, CB, Mississippi State (from STL)  
 1b. (To STL with third- and sixth-round picks for first-round pick)  
 2. Ingram, Bobby, WR, Penn St.  
 3. (Traded to STL with Bears' first- and sixth-round picks)  
 4. Grasmanis, Paul, DT, N. Dame  
 5. Villarrial, Chris, C/G, Ind. (PA)  
 6a. Clark, Jon, T Temple  
 6b. (To STL — Bears got pick from Dal. in Jim Schwartz trade 8/28/94)  
 7a. Keyes, Marcus, DT, No. Ala.  
 7b. Hicks, Michael, RB, So. Car. St.  
 (Compensatory pick)

**1997 (Apr 19-20)**

1. (To Sea. for QB Rick Mirer and 1997 4th round pick)  
 2. Allred, John, TE, USC  
 (From St. Louis for 1997 2nd and 6th rd. picks)  
 3. Sapp, Bob, G, Washington  
 4a. Autry, Darnell, RB, N'western  
 (From Seattle in Mirer trade)  
 4b. Robinson, Marcus, WR, So. Car.  
 5. Hiles, Van, S, Kentucky  
 6a. (To St. Louis in 1997 2nd round pick swap)  
 6b. Swayda, Shawn, DE, Arizona St.  
 (Compensatory pick)  
 6c. Parker, Ricky, S, San Diego State  
 (Compensatory pick)  
 6d. Hogans, Richard, LB, Memphis  
 (Compensatory pick)  
 7a. Miano, Mike, DT, SW Mo. State  
 7b. Thomas, Marvin, DE, Memphis  
 (Compensatory pick)

**1998 (Apr 18-19)**

1. Enis, Curtis, RB, Penn State
2. Parrish, Tony, S, Washington
3. Kreutz, Olin, C-G, Washington
4. Mayes, Alonzo, TE, Oklahoma State
5. (Pick traded to Kansas City for WR Chris Penn)
- 6a. Draft, Chris, LB, Stanford
- 6b. Mannelly, Patrick, T, Duke (Compensatory pick)
- 7a. (Pick traded to Jacksonville for OL Jimmy Herndon)
- 7b. Overhauser, Chad, G, UCLA (Pick from SF for LB Anthony Peterson)
- 7c. Moreno, Moses, QB, Colo. St. (Compensatory pick)

**1999 (Apr 17-18)**

- 1a. (To Wash. for first-, third-, fourth- and fifth-round picks and a third-round pick in 2000)
- 1b. McNown, Wade, QB, UCLA (from Washington)
- 2a. (To Wash. for second- and fifth-round picks)
- 2b. (To Oak. with fourth-rounder for second-, third- and fourth-round picks)
- 2c. Davis, Russell, DL, No. Car. (from Oakland)
- 3a. Tucker, Rex, OL, Texas A&M
- 3b. Bates, D'Wayne, WR, N'western (from Washington)
- 3c. Booker, Marty, WR, NW La. (from Oakland)
- 4a. Holdman, Warrick, LB, Texas A&M (from Washington)
- 4b. Colvin, Rosevelt, DE, Purdue (from Oakland)
- 5a. (To San Diego in 6/98 for Sean Lee)
- 5b. Wisne, Jerry, OL, Notre Dame (from Washington)
- 5c. Samuel, Khari, LB, UMass (from Washington)
- 5d. Azumali, Jerry, CB, New Hampshire (from Kansas City)
- 6a. (To Cleveland for sixth- and seventh-round picks)
- 6b. Cook, Rashard, S, USC (from Cleveland)
- 7a. (To Cleveland for two seventh-round picks)
- 7b. (To Green Bay in 8/98 for Glyn Milburn)
- 7c. Sanford, Sulecio, WR, Mid Tenn St. (from Cleveland)
- 7d. Finn, Jim, FB, Pennsylvania (from Cleveland)

**2000 (Apr 15-16)**

1. Urlacher, Brian, LB, New Mex.
2. Brown, Mike, S, Nebraska
- 3a. White, Dez, WR, Geo. Tech
- 3b. Lyman, Dustin, TE, Wake Forest (from Washington)
- 4a. (to St. L. for fourth-, fifth- and seventh-round picks)
- 4b. Austin, Reggie, CB, Wake Forest (from St. Louis)

- 5a. (to New Orleans for WR Eddie Kennison)
- 5b. (to San Francisco for sixth- and seventh-round picks)
- 6a. Murphy, Frank, RB, Kansas State (from San Francisco)
- 6b. Edinger, Paul, K, Michigan St.
- 7a. (to Cleveland with another seventh for three seventh-rounders)
- 7b. (to Tennessee for LB Lemanski Hall)
- 7c. Cotton, James, DE, Ohio State (from Cleveland)
- 7d. (to Miami for P Brent Bartholomew)
- 7e. Green, Michael, S, NW St. (LA) (from Cleveland)

**2001 (Apr 21-22)**

1. Terrell, David, WR, Michigan
2. Thomas, Anthony, RB, Mich.
3. Gandy, Mike, OG, N. Dame
4. Riley, Karon, DE, Minnesota
5. Robertson, Bernard, OG, Tulane
6. (to San Francisco for R.W. McQuarters)
7. Capel, John, WR, Florida

**2002 (Apr 20-21)**

1. Colombo, Marc, OT, Boston College
2. (To Dallas)
- 3a. Williams, Roosevelt, CB, Tusk. (from Dallas)
- 3b. Metcalf, Terrence, T-G, Miss.
4. Brown, Alex, DE, Florida
- 5a. Gray, Bobby, SS, La. Tech (from Dallas)
- 5b. Knight, Bryan, LB, Pittsburgh
- 6a. Peterson, Adrian, RB, Ga. Southern (from Miami)
- 6b. Elliott, Jamin, WR, Delaware
- 6c. Fletcher, Bryan, TE, UCLA (Compensatory pick)
7. (To Miami)

**2003 (Apr 26-27)**

- 1a. Haynes, Michael, DE, Penn St. (from New England through Buffalo)
- 1b. Grossman, Rex, QB, Florida (from NY Jets)
2. Tillman, Charles, CB, La.-Laf.
3. Briggs, Lance, LB, Arizona
4. Johnson, Todd, FS, Florida
- 4b. Scott, Ian, DT, Florida (from NY Jets)
- 5a. Wade, Bobby, WR, Arizona
- 5b. Gage, Justin, WR, Missouri (from Jacksonville)
- 5c. LaFavor, Tron, DT, Florida (compensatory)
- 6a. Odom, Joe, LB, Purdue (from Miami)
- 6b. Forsey, Brock, RB, Boise St. (compensatory)
7. Anderson, Bryan, G, Pitt. (compensatory)

**2004 (Apr 24-25)**

1. Harris, Tommie, DT, Okla.
2. Johnson, Tank, DT, Wash.
3. Berrian, Bernard, WR, Fresno St.
- 4a. Vasher, Nathan, CB, Texas
- 4b. Joe, Leon, LB, Maryland (from San Francisco)
- 5a. Harriott, Claude, DE, Pitt. (from San Francisco)
- 5b. Krenzel, Craig, QB, Ohio St.
6. (to Washington for Bryan Johnson)
7. Marshall, Alfonso, CB, Miami (FL)

**2005 (Apr 23-24)**

1. Benson, Cedric, RB, Texas
2. Bradley, Mark, WR, Oklahoma
3. (to Miami for DE Adevala Ogunleye)
4. Orton, Kyle, QB, Purdue
5. Currie, Ainsie, WR, Clemson
6. Harris, Chris, S, La.-Monroe
7. Wilson, Rodriques, LB, South Carolina

**2006 (Apr 29-30)**

1. (to Buffalo for second and third-round picks)
- 2a. Manning, Daniel, S, Abilene Christian (from Buffalo)
- 2b. Hester, Devin, CB, Miami (FL)
- 3a. Dvoracek, Dusty, DT, Oklahoma (from Buffalo)
- 3b. (to Carolina for CB Ricky Manning, Jr.)
4. Williams, Jamar, LB, Arizona St.
5. Anderson, Mark, DE, Alabama
- 6a. Runnels, J.D., FB, Oklahoma
- 6b. Reed, Tyler, G, Penn State (from Seattle)
7. (to Miami for LB Brendon Ayanbadejo)

**2007 (Apr 28-29)**

1. Olsen, Greg, TE, Miami (FL)
- 2a. (to San Diego from Washington through NY Jets)
- 2b. Bazuin, Dan, DE, Central Michigan (from SD)
- 2c. (to Green Bay from NY Jets for RB Thomas Jones)
- 3a. Wolfe, Garrett, RB, Northern Illinois (from SD)
- 3b. Okwo, Michael, LB, Stanford
4. Beekman, Josh, G, Boston College
- 5a. Payne, Kevin, S, La.-Monroe (from SD)
- 5b. Graham, Corey, DB, New Hampshire
6. (to Washington for Adam Archuleta)
- 7a. McBride, Trumaine, CB, Miss. (from San Francisco through Cleveland)
- 7b. Brant, Aaron, T, Iowa State



*This is a list of the jersey numbers and the players who wore them in the regular season (not pre-season or training camp). The Bears are trying to update this to represent the years they wore the number (as opposed to the years they played with the Bears). If you have information, please write to: Bears PR, 1000 Football Drive, Lake Forest, IL 60045. Special thanks to Dallas Himm and Bob Wolf who helped compile this list.*

**1**

Jim Conzelman (1920)  
 Jake Lanum (1920-24)  
 Oscar Johnson (1924)  
 Paddy Driscoll (1926-29)  
 Lee Artoe (1945)  
 Jeff Jaeger (1996-99)

**2**

Ed Sternaman (1920-27)  
 Joe LeFleur (1922-25)  
 Ralph King (1925)  
 Link Lyman (1926-34)  
 Dick Nesbitt (1930-33)  
 Bill Pollock (1935-36)  
 Gary Famiglietti (1938-45)  
 Doug Flutie (1986)  
 Will Furrer (1992)  
 Mike Horan (1998)  
 Paul Edinger (2000-04)

**3**

Robert Koehler (1920-21)  
 Clifford Ashburn (1930)  
 Bronko Nagurski (1930-43)  
 Albert Johnson (1938)  
 Lewis Hamity (1941)  
 Dante Magnani (1943, 46, 49)  
 Jim Fordham (1944-45)  
 Eddie Allen (1947)  
 Wally Dreyer (1949)

**RETIRED FOR NAGURSKI****4**

Pard Pearce (1920-22)  
 Johnny Bryan (1922-25)  
 Joe Sternaman (1922-29)  
 Keith Molesworth (1931-38)  
 Reino Nori (1938)  
 Henry Clarke (1940-43)  
 Dante Magnani (1943, 46, 49)  
 Frank Maznicki (1942)  
 Tip Mooney (1944-46)  
 Nick Sacrinty (1947)  
 John Roveto (1982)  
 Steve Fuller (1984-87)  
 Jim Harbaugh (1988-93)  
 Steve Walsh (1994-95)  
 Moses Moreno (1998)  
 Brad Maynard (2001-06)

**5**

Charley Dresen (1920)  
 Ken Huffine (1921)  
 Carl Hanke (1922)  
 George Bolan (1921-24)  
 Laurie Walquist (1922-31)  
 Bill Buckler (1926-31)  
 George Corbett (1932-38)

Anton Stolfa (1939)  
 Robert MacLeod (1939-40)  
 George McAfee (1940-50)  
 Billy Stone (1951-54)

**RETIRED FOR McAFEE****6**

Sid Gepford (1920)  
 Jim Kendricks (1924)  
 Hec Garvey (1922-25)  
 Bill Senn (1926-31)  
 Bernie Leahy (1932)  
 Gene Ronzani (1933-40)  
 John Siegal (1939-43)  
 Don Kindt (1947-56)  
 Hans Nielsen (1981)  
 Kevin Butler (1985-95)

**7**

George Halas (1920-29)  
 Joseph Lintzenich (1930-31)  
 John Sisk (1932-36)  
 Ernest Rentner (1936-37)  
 John Oelerich (1938)  
 Edgar Manske (1938-40)  
 Bill Geyer (1942)  
 Ed Sprinkle (1944-55)  
 John Huarte (1972)  
 Bob Avellini (1975-84)

**RETIRED FOR HALAS****8**

Leo Johnson (1920)  
 Pete Stinchcomb (1921-22)  
 Johnny Bryan (1922-25)  
 Roy White (1923-27)  
 Carl Brumbaugh (1930-37)  
 Al Moore (1932)  
 George Grosvenor (1935-36)  
 Charles Heileman (1939)  
 Hugh Gallarneau (1941-45)  
 Dante Magnani (1943, 46, 49)  
 Bill Glenn (1944-45)  
 James Canady (1948-49)  
 Vince Evans (1977-83)  
 Maury Buford (1985-86, 89-91)  
 Mike Hohensee (1987)  
 Pat O'Neill (1995)  
 Carlos Huerta (1996)  
 Cade McNown (1999-2000)  
 Rex Grossman (2003-06)

**9**

Johnny Bryan (1922-25)  
 Roy White (1923-27)  
 Clifford Lemon (1926)  
 Walter Holmer (1929-30)  
 Paul Franklin (1930-34)  
 John Bettridge (1937)  
 Ray Buivid (1937-38)  
 Bill Osmanski (1939-45)  
 Dick Flanagan (1948-49)  
 Bob Williams (1951-53)  
 William Wade (1961-66)  
 Virgil Carter (1977)  
 John Roveto (1981)  
 Jim McMahon (1982-88)  
 Shane Matthews (1993-96, 99-01)  
 Chad Hutchinson (2004)  
 Robbie Gould (2005-06)

**10**

Burt Ingwersen (1920-21)  
 Gus Fetz (1923)  
 Oscar Johnson (1924)  
 Milton Romney (1925-29)  
 Leland Elmes (1929)  
 Leo Jenvold (1931)  
 Jack Manders (1933-40)  
 Arthur Buss (1934-35)  
 John Petty (1942)  
 Noah Mullins (1946-49)  
 Al Campana (1950-53)  
 Tom O'Connell (1953)  
 Rudy Bukich (1963-68)  
 Bobby Douglass (1970-76)  
 John Duvic (1987)  
 Peter Tom Willis (1990-93)  
 Anthony Brooks (1993-94)  
 Mark Butterfield (1996)  
 Jaret Holmes (1999)  
 Louie Aguiar (2000)  
 Henry Burris (2002)  
 Kordell Stewart (2003)  
 Doug Brien (2005)

**11**

Andy Feichtinger (1920-21)  
 Oscar Knop (1923-28)  
 Leland Elmes (1929)  
 Lennon Blackman (1930)  
 Link Lyman (1926-34)  
 Harold Ely (1932)  
 John Doehring (1932-37)  
 Clifford Hansen (1933)  
 Arthur Buss (1934-35)  
 Joe Maniaci (1938-42)  
 Frank Morris (1942)  
 Bill Geyer (1943, 46)  
 Russ Reader (1947)  
 Fred Evans (1948)  
 Julie Rykovich (1949-51)  
 Jim Haluska (1956)  
 Jack Concannon (1967-71)  
 Virgil Carter (1976)  
 Greg Landry (1984)  
 Kevin Brown (1987)  
 Brian Gowins (1999)  
 Mark Hartsell (2000)  
 Jeff Blake (2005)

**12**

Jerry Jones (1920-21)  
 Lou Usher (1920)  
 Abe Yourist (1923)  
 Link Lyman (1926-34)  
 John Ryan (1929)  
 Frank Sullivan (1935-39)  
 Anton Stolfa (1939)  
 Harold Lahar (1941-43)  
 Jim Benton (1943)  
 Abe Croft (1944-45)  
 Walter Lamb (1946)  
 Steve Romanik (1950-53)  
 Zeke Bratkowski (1954-59)  
 Dick Norman (1961-62)  
 Larry Rakestraw (1964-67)  
 Rusty Lisch (1984)  
 Steve Bradley (1987)  
 Erik Kramer (1994-98)  
 Brent Bartholomew (2000)  
 Chris Chandler (2002-03)  
 Jonathan Quinn (2004)  
 Justin Gage (2005-06)

**13**

Guy Chamberlin (1920-21)  
George Trafton (1920-32)  
Joe Stydahr (1936-46)  
Monte Merkel (1942-43)  
Jake Sweeney (1944)  
Frank Ramsey (1945)  
Bob Snyder (1945)  
Thurman Garrett (1947-48)  
Jack Dugger (1949)  
Rick Mirer (1997)

**14**

Kile MacWherter (1920)  
JR Taylor (1921-22)  
Fred Larson (1922)  
Link Lyman (1926-34)  
Harold Cunningham (1929)  
Frank Don Pauley (1930)  
Lloyd Burdick (1931-32)  
Fred Crawford (1934-35)  
Dick Plasman (1937-41, 44)  
Chuck Drulis (1942)  
George Zorich (1944-46)  
Ed Cifers (1947-48)  
Wayne Hansen (1950-59)  
Willie Thrower (1953)  
Ken Gorgal (1955-56)  
Rudy Bukich (1958-59, 62)  
Bobby Douglass (1969)  
Buddy Lee (1971)  
Jim Harbaugh (1987)  
Ben Bennett (1988)  
Brian Griese (2006)

**15**

Jim Conzelman (1920)  
Walter Veach (1920)  
Harry Englund (1920-23)  
Pat Flaherty (1923)  
Verne Mullen (1923-25)  
Bill Fleckenstein (1925-30)  
William Buckler (1926-31)  
Henry Hammond (1937)  
Al Matusz (1941-45)  
Forest Masterson (1945)  
Mike Holovak (1947-48)  
Curley Morrison (1950-53)  
Ed Brown (1954-61)  
Virgil Carter (1968-69)  
Mirro Roder (1973-74)  
Mike Phipps (1977-81)  
Dave Finzer (1984)  
Bryan Wagner (1987-88)  
Jim Miller (1999-2002)

**16**

Randolph Young (1920)  
Russell Smith (1921-23)  
Ed Healey (1922-27)  
William Buckler (1926-31)  
John Polisky (1929)  
Henry Anderson (1931)  
Charles Braidwood (1932)  
Harry Richman (1929)  
Bronko Nagurski (1930-39)  
George Musso (1933-44)  
Milt Vucinich (1945)  
Rudy Mucha (1945-46)  
Hank Norberg (1948)  
George Blanda (1949-58)  
Ed Cody (1949-51)  
Kent Nix (1970-71)  
Bob Thomas (1975-84)  
Tim Lashar (1987)  
Todd Sauerbrun (1995-99)  
Craig Krenzel (2004)  
Mark Bradley (2005-06)

**17**

Ross Petty (1920)  
Ralph Scott (1921-25)  
Fred Larson (1922)  
Elmer Wynne (1928)  
George Lyon (1929)  
Everett Nelson (1929)  
Milton Frump (1930)  
Jim Pederson (1932)  
Joe Zeller (1938)  
Bob Snyder (1939-43)  
Pete Gudauskas (1943-44)  
Richie Petitbon (1959-68)  
Cliff Hardy (1971)  
Ike Hill (1973-74)  
Tom Barnhardt (1987)  
Sean Payton (1987)  
Quintin Smith (1990)  
Chris Gardocki (1992-94)  
Dave Krieg (1996)  
Danny Wuerffel (2001)  
Cory Sauter (2002)  
Airese Currie (2006)

**18**

JL Shank (1920)  
Heartell Anderson (1922-27)  
Ed Anderson (1923)  
Richard Murry (1924)  
Don Murry (1924-31)  
Edward Michaels (1935)  
Jim Mooney (1935)  
Joe Stydahr (1936-46)  
Edgar Manske (1937)  
Alec Shellog (1939)  
Adolph Kissell (1942)

Joe Osmanski (1946-49)  
Fred Negus (1950)  
Ron Knox (1957)  
Jerry Moore (1971-72)  
Mike Tomczak (1985-90)  
Steve Stenstrom (1995-98)  
Chris Boniol (1999)  
Kyle Orton (2005-06)

**19**

Chester May (1920)  
Walter "Red" May (1920)  
George Bolan (1921-24)  
Frank Hanny (1922-26)  
Earl Evans (1926-29)  
Lemon Blackmon (1930)  
Eugene Smith (1930)  
Latham Flanagan (1931)  
Charles Tackwell (1931-33)  
Dick Stahlman (1933)  
Ed Kawai (1931-36)  
Lou Gordon (1938)  
John Siegal (1939-43)  
Phil Martinovich (1940)  
Bill Hempel (1942)  
Nick Kerasotis (1942-44)  
Dominic Sigillo (1943-44)  
Peter Perez (1945)  
Don Perkins (1945-46)  
Harper Davis (1950)  
Gary Huff (1973-76)  
Ray Stachowicz (1983)  
Carl Ford (2005)

**20**

Jack Minton (1921-22)  
Paddy Driscoll (1926-29)  
Ted Drews (1928)  
Zuck Carlson (1929-36)  
Fred Dreher (1938)  
Bob Nowaskey (1940-42)  
James Logan (1942-43)  
Fred Munder (1943-45)  
Jim Keane (1946-51)  
Ray Gene Smith (1954-47)  
Pete Johnson (1959)  
Justin Rowland (1960)  
Bobby Jackson (1961)  
Joe Taylor (1967-74)  
Mike Adamle (1975-76)  
Reuben Henderson (1981-82)  
Kevin Potter (1983-84)  
Thomas Sanders (1985-89)  
Mark Carrier (1990-96)  
Corey Dowden (1997)  
James Allen (1998-2001)  
Roosevelt Williams (2002)  
Thomas Jones (2004-06)

**RETIRED NUMBERS**

The Bears have retired 13 jersey numbers, most in the NFL and two behind baseball's New York Yankees with 15. Both clubs are short of the NBA's Boston Celtics 21 retired numbers.

3 Bronko Nagurski, RB-T  
5 George McAfee, RB-DB  
7 George Halas, E  
28 Willie Galimore, RB  
34 Walter Payton, RB  
40 Gale Sayers, RB  
41 Brian Piccolo, RB

42 Sid Luckman, QB  
51 Dick Butkus, LB  
56 Bill Hewitt, E  
61 Bill George, LB  
66 Clyde "Bulldog" Turner, C-LB  
77 Harold "Red" Grange, RB-DB



**21**

Hugh Blacklock (1920-25)  
 Verne Mullen (1923-25)  
 Dick Sturtridge (1928-29)  
 Daniel McMullen (1930-31)  
 Paul Engebretsen (1932)  
 Wayland Becker (1934)  
 Dan Fortmann (1936-43)  
 Chuck Drulis (1945-50)  
 Bunny Figner (1953)  
 Ron Drzewiecki (1955-56)  
 Perry Jeter (1956-57)  
 John Arnett (1964-66)  
 Cecil Turner (1968-73)  
 Dave Gagnon (1974)  
 Nemiah Wilson (1975)  
 Leslie Frazier (1981-85)  
 Reggie Phillips (1987)  
 Donnell Woolford (1989-96)  
 Darnell Autry (1997)  
 Terry Cousin (1998-99)  
 R.W. McQuarters (2000-04)  
 Rashied Davis (2005)  
 Dante Wesley (2006)

**22**

Roy Adkins (1920-21)  
 Jim McMillen (1924-29)  
 Paul Schuette (1930-32)  
 William Karr (1933-38)  
 Saul Sherman (1939-40)  
 Norm Standlee (1941)  
 Lloyd Reese (1946)  
 Ed Ecker (1947)  
 Bobby Layne (1948)  
 George Blanda (1949-58)  
 SJ Whitman (1953-54)  
 Jesse Castete (1956)  
 Billy Martin (1962-64)  
 Bill Martin (1964-65)  
 Charlie Brown (1966-67)  
 Ross Montgomery (1969-70)  
 Cyril Pinder (1971)  
 Clifton Taylor (1974)  
 Johnny Musso (1975-77)  
 Dave Williams (1979-81)  
 Dave Duerson (1983-88)  
 Johnny Bailey (1990-91)  
 Robert Green (1993-96)  
 Ronnie Harmon (1997)  
 Shawn Wooden (2000)  
 Than Merrill (2001)  
 Brock Williams (2003)  
 Alfonso Marshall (2004)  
 Tyler Everett (2006)

**23**

Guy Chamberlain (1920-21)  
 Roy White (1923-27)  
 Ernie Vick (1925-27)  
 Ralph Maillard (1929)  
 Lyle Drury (1930-31)  
 Gilbert Bergerson (1932-33)  
 Victor Zizak (1934)  
 Ted Rosequist (1934-36)  
 Verne Oech (1936)  
 Ernest Renter (1936-37)  
 Aldo Forte (1939-42)  
 Connie Berry (1942-46)  
 Washington Serini (1948-51)  
 Jerry Shipkey (1953)

Dave Whitsell (1961-66)  
 Al Dodd (1967)  
 Clarence Childs (1958)  
 Lee Calland (1969)  
 Dick Daniels (1969-70)  
 Joe Barnes (1974)  
 Len Walterscheid (1977-82)  
 Shaun Gayle (1984-94)  
 Marty Carter (1995-98)  
 Jerry Azumah (1999-2005)  
 Devin Hester (2006)

**24**

Lennie High (1920)  
 Heartley Anderson (1922-27)  
 Chuck Kassel (1927)  
 Reginald Russell (1928)  
 Luke Johnsos (1929-37)  
 Frank Bausch (1937-40)  
 Billy Hughes (1940-41)  
 Fred Davis (1946-51)  
 Erich Barnes (1958-60)  
 Roosevelt Taylor (1961-68)  
 Don Shy (1970-72)  
 Willie Roberts (1973)  
 Virgil Livers (1975-79)  
 Jeff Fisher (1981-84)  
 Vestee Jackson (1986-89)  
 Eric Jefferies (1987)  
 Richard Fain (1992)  
 Kevin Miniefield (1993-96)  
 Terry Cousin (1997)  
 Glyn Milburn (1998-2001)  
 Reggie Austin (2002)  
 Cameron Worrell (2003-04)  
 Ricky Manning, Jr. (2006)

**25**

Garland Grange (1929-31)  
 Charles Malone (1933)  
 Walter Kiesling (1934)  
 Forrest McPherson (1935)  
 Ray Nolting (1936-43)  
 Jackie Hunt (1945)  
 Mike Jarmoluk (1946-47)  
 Ed Macon (1952-54)  
 JC Caroline (1956-65)  
 Linzy Cole (1970)  
 Ron Shanklin (1975-76)  
 Art Best (1977-78)  
 Lonnie Perrin (1979)  
 Todd Bell (1981-86)  
 Brad Muster (1988-92)  
 Keshon Johnson (1993-94)  
 Anthony Johnson (1995)  
 Pat Eilers (1995)  
 Chris Martin (1996)  
 Tom Carter (1997-99)  
 Thomas Smith (2000)  
 Autry Denson (2001)  
 Bobby Gray (2002-04)  
 Derek Strait (2006)

**26**

Jim Kendricks (1924)  
 Harold Erickson (1925)  
 John Mohardt (1925)  
 Henry Vick (1925-27)  
 Bert Pearson (1929-34)  
 Milford Miller (1932)  
 Kay Bell (1937)  
 Charles Apolskis (1938-39)

Al Baist (1940-42)  
 Al Hoptowit (1941-45)  
 Joe Abbey (1948-49)  
 Richard Barwegen (1950-52)  
 Charles Sumner (1955-58)  
 Bennie McRae (1962-70)  
 Carl Garrett (1973-74)  
 Matt Suhey (1980-89)  
 John Mangum (1990-98)  
 Jermaine Jones (1999)  
 Todd McMillon (2000-04)  
 Daven Holly (2005)

**27**

James Crawford (1925)  
 Walter Voss (1927-28)  
 Harvey Long (1929)  
 John Polisky (1929)  
 Ed Kaval (1931-36)  
 Alvin Culver (1932)  
 John Doehring (1932-37)  
 Milt Trost (1935-39)  
 Joe Mihal (1940-41)  
 Edgar Jones (1945)  
 Owen Goodnight (1946)  
 John Sisk, Jr. (1964)  
 Randy Montgomery (1974)  
 Bob Grim (1975)  
 Mike Richardson (1983-88)  
 Brian Taylor (1989)  
 Lewis Tillman (1994-95)  
 Walt Harris (1996-2001)  
 Rabih Abdullah (2002-03)  
 Jason Shivers (2004)  
 Chris Thompson (2005)  
 Marcus Maxey (2006)  
 Nick Turnbull (2006)

**28**

Ed Garvey (1925)  
 Aldous Haddon (1928)  
 Larry Steinbach (1930-31)  
 Fritz Febel (1935)  
 Robert Allman (1936)  
 Gust Zarnas (1938)  
 Chet Chesney (1939-40)  
 Bob Steuber (1942-43)  
 Lloyd Lowe (1953-54)  
 Willie Galimore (1957-63)  
**RETIRED FOR GALIMORE**

**29**

Bill McElwain (1925)  
 John Wallace (1928)  
 Joe Kopcha (1929-33)  
 Gus Mastrogany (1931)  
 Russ Thompson (1936-39)  
 Ed Kolman (1940-44)  
 Douglas McNulty (1943-44)  
 Glenn Burgeis (1945)  
 John Hoffman (1949-56)  
 McNeil Moore (1954-56)  
 Glen Shaw (1960)  
 Ronnie Bull (1962-70)  
 Bob Jeter (1971-72)  
 Mike Morgan (1978)  
 Vaughn Lusby (1980)  
 Dennis Gentry (1982-92)  
 Raymont Harris (1994-97)  
 Frankie Smith (1998-2001)  
 Adrian Peterson (2002-06)

**30**

Gerald Seiberling (1932)  
 Bob Dunlap (1935)  
 George Wilson (1937-46)  
 Allen H. Smith (1947-48)  
 Herb Falkenberg (1952)  
 Bobby Jack Floyd (1953)  
 Chick Jagade (1954-55)  
 Jimmy Gunn (1970-75)  
 John Skibinski (1978-81)  
 Jack Cameron (1984)  
 George Duarte (1987)  
 George Streeter (1989)  
 James Rouse (1990-91)  
 Tony Carter (1994-97)  
 Ricky Bell (1998)  
 Mike Brown (2000-06)

**31**

Dick Schweidler (1938-41)  
 Len Akin (1942)  
 Paul Padmajerski (1944)  
 Stuart Clarkson (1946-50)  
 Emerson Cole (1952)  
 Joe Fortunato (1955-66)  
 Ross Brupbacher (1970-73)  
 Bill Knox (1974-76)  
 Anthony Hutchison (1983-84)  
 Thomas Sanders (1985-89)  
 Ken Taylor (1984)  
 Eric Jefferies (1987)  
 Bruce McCray (1987)  
 Greg Lasker (1988)  
 Mark Green (1989-92)  
 Rashaan Salaam (1995-97)  
 Daimon Shelton (2001-02)  
 Nathan Vasher (2004-06)

**32**

Art Buck (1941)  
 Al Grygo (1944-45)  
 Allen Smith (1947-48)  
 Johnny Lujack (1948-51)  
 Leon Campbell (1952-54)  
 Lionel Taylor (1959)  
 Ralph Kurek (1965-70)  
 Charlie Ford (1971-73)  
 Chris Brewer (1987)  
 Garland Rivers (1987)  
 Lemuel Stinson (1988-92)  
 Dwayne Joseph (1995-96)  
 Ricky Bell (1997)  
 Edgar Bennett (1998-99)  
 Marlon Barnes (2000)  
 Leon Johnson (2001-02)  
 Todd Johnson (2004)  
 Cedric Benson (2005-06)

**33**

Denny Meyers (1931)  
 Herb Joesting (1931-32)  
 Bernie Masterson (1934-40)  
 Ray Nolting (1936-43)  
 George McAfee (1940-41; 1945-50)  
 Frank Martin (1941)  
 Johnny Long (1944-45)  
 Bill Johnson (1946-47)  
 Jack Karwales (1946-47)  
 Allen Lawler (1948)  
 Bob Perina (1949-50)  
 Wizzer White (1951-52)

Jerry Shipkey (1953)  
 Larry Morris (1959-65)  
 Mike Hull (1968-70)  
 Jim Grabowski (1971)  
 Gary Kosins (1972-74)  
 Ted Vactor (1975)  
 Jack Deloplain (1979)  
 Calvin Thomas (1982-87)  
 Lars Tate (1990)  
 Darren Lewis (1991-92)  
 Merrill Hoge (1994)  
 Tyrone Hughes (1997)  
 Bam Morris (1998)  
 Larry Whigham (2001-02)  
 Charles Tillman (2003-06)

**34**

Jack Torrance (1939-40)  
 John Federovich (1941-42)  
 John Dottle (1951-53)  
 Joe Marconi (1962-66)  
 Tim Casey (1969)  
 Bill Tucker (1971)  
 Norm Hodgins (1974)  
 Walter Payton (1975-87)

**RETIRED FOR PAYTON****35**

Dick Bassi (1938-39)  
 Lee Artoe (1940-43)  
 Bill Steinkemper (1942-43)  
 Fred Hartman (1947)  
 Paul Stenn (1948-51)  
 Rick Casares (1955-64)  
 Jim Harrison (1971-74)  
 Roland Harper (1975-82)  
 Mike Hintz (1987)  
 Neal Anderson (1986-93)  
 James Burton (1994-97)  
 Anthony Thomas (2001-04)  
 Todd Johnson (2005-06)

**36**

Stuart Clarkson (1942)  
 Bill Steinkemper (1942-43)  
 Fred Mundee (1943)  
 John Morton (1945)  
 Tom Farris (1946-47)  
 Bill DeCorrevont (1948-49)  
 Merrill Douglas (1958-60)  
 James Smith (1961)  
 Ron Copeland (1969)  
 Roger Lawson (1972-73)  
 Perry Williams (1974)  
 Tom Donchez (1975)  
 Larry Schreiber (1976)  
 Wentford Gaines (1978-80)  
 Maurice Douglas (1986-94)  
 Frank Harris (1987)  
 Markus Paul (1989-93)  
 Anthony Marshall (1994-97)  
 Ray Austin (1998-99)  
 Stanley Pritchett (2001-03)  
 Jerrell Pippens (2004)  
 Brandon McGowan (2005-06)

**37**

Edward Aspatore (1934)  
 Young Bussey (1940-41)  
 James Logan (1942-43)  
 Bernie Digris (1943)  
 Bob Steuber (1943)

Bob Masters (1943-44)  
 Edgar Jones (1945)  
 Charles Mitchell (1945)  
 Broughton Williams (1947)  
 John O'Quinn (1960-61)  
 George Youngblood (1969)  
 Rich Coady (1970-74)  
 Cid Edwards (1975)  
 Conrad Graham (1973)  
 Willie McClendon (1979-82)  
 Darryl Clark (1987)  
 Maurice Douglass (1986-94)  
 Pat Eilers (1995)  
 Keshon Johnson (1995)  
 Tony Parrish (1998-2001)  
 Damon Moore (2002)  
 Jason McKie (2003-06)

**38**

Roger Ashmore (1927)  
 Sam Francis (1937-38)  
 Charles Apolskis (1938-39)  
 Bill Milner (1947-49)  
 Ed Bradley (1950-51)  
 William Brown (1961)  
 Ray Ogden (1969-71)  
 Dave Juenger (1973)  
 Lakei Heimuli (1987)  
 John Hardy (1991)  
 Tim Worley (1993-94)  
 Mike Faulkerson (1995-96)  
 Mike Dulaney (1997)  
 Robert Chancey (1998)  
 Eric Joyce (2002)  
 Danial Manning (2006)

**39**

George Gulyanics (1947-52)  
 Pete Perini (1953-54)  
 JD Smith (1956)  
 Ralph Anderson (1958)  
 John Adams (1959-62)  
 Phil Clark (1970)  
 Reggie Sanderson (1973)  
 Robin Earl (1977-82)  
 Al Wolden (1987)  
 Jeremy Lincoln (1992-95)  
 Curtis Enis (1998)  
 Reggie Austin (2001)  
 Travis Coleman (2002)

**40**

Al Campana (1950-53)  
 Frank Dempsey (1950-53)  
 Stan Wallace (1954-57)  
 Don Mullins (1961-62)  
 Gale Sayers (1965-71)  
 Steve Trimble (1987)

**RETIRED FOR SAYERS****41**

John Schiechl (1945-46)  
 Jack Matheson (1947)  
 Alf Bauman (1948-50)  
 Babe Dimancheff (1952)  
 Harland Carl (1956)  
 Brian Piccolo (1966-69)

**RETIRED FOR PICCOLO****42**

Sid Luckman (1939-50)  
**RETIRED FOR LUCKMAN**



**43**

Jim Dooley (1952-60)  
 Larry Glueck (1963-65)  
 Bob Jones (1967)  
 George Farmer (1970-75)  
 Earl Douthitt (1975)  
 Craig Clemmons (1972-77)  
 Mike Ulmer (1980)  
 Emery Moorehead (1981)  
 Walt Williams (1982-83)  
 Lorenzo Lynch (1987-90)  
 Trevor Cobb (1994)  
 Dennis Lundy (1995)  
 Mike Green (2000-05)

**44**

Paul Goebel (1925)  
 Earl Evans (1926-29)  
 Ray Richards (1933-36)  
 Bob Margarita (1944-46)  
 Frank Minini (1947-49)  
 Frank Szymanski (1949)  
 WD Garrett (1950)  
 Gary Lyle (1968-74)  
 Terry Schmidt (1976-84)  
 Mike Stoops (1987)  
 Todd Krumm (1988)  
 Bob Christian (1992-94)  
 Michael Hicks (1996-97)  
 Curtis Enis (1999-2000)  
 Brock Forsey (2003)  
 Cameron Worrrell (2006)

**45**

Walt Stickle (1946-49)  
 Gerald Weatherly (1950-52)  
 Billy Stone (1951-54)  
 Bobby Watkins (1955-57)  
 Rocky Ryan (2008)  
 Don Bishop (1959)  
 Dick Gordon (1965-71)  
 Gary Fencik (1976-87)  
 Craig Heyward (1993)  
 Tony Stargell (1997)  
 Scott Dragos (2000-01)

**46**

Al Babartsky (1943-45)  
 Chuck Hunsinger (1950-52)  
 William Anderson (1953-54)  
 Don Bingham (1956)  
 Jesse Whittenton (1958)  
 Angelo Coia (1960-63)  
 Curtiss Gentry (1966-68)  
 Craig Baynham (1970)  
 Matt Maslowski (1972)  
 Pete Van Valkenburg (1974)  
 Doug Plank (1975-82)  
 Anthony Mosley (1987)  
 Mickey Pruitt (1988-90)  
 John Ivlow (1993)  
 Marlon Forbes (1996-98)  
 Chris Harris (2005-06)

**47**

Ted Rosequist (1934-36)  
 Bill Conkright (1937-38)  
 Rex Proctor (1953)  
 Johnny Morris (1958-67)  
 John Davis (1970)  
 Ken Grandberry (1974)  
 Mike Spivey (1977-79)

Jonathan Hoke (1980)  
 Egypt Allen (1987)  
 Anthony Blaylock (1993)  
 Randy Hilliard (1998)  
 Chris Hudson (1999)  
 Ray McElroy (2000)  
 Bryan Johnson (2004-05)

**48**

Beattie Feathers (1934-37)  
 Bob Swisher (1938-41)  
 Charles O'Rourke (1942)  
 Joe Vodicka (1943-45)  
 Howie Livingston (1953)  
 Harry Hugasian (1955)  
 Vic Zucco (1957-59)  
 Tommy Neck (1962-63)  
 Andy Livingston (1964-65)  
 Ron Smith (1965-70)  
 Allen Ellis (1973-79)  
 Reggie Phillips (1985-87)  
 Clifton Abraham (1996)  
 Van Hiles (1997)  
 Gabe Reid (2003)  
 J.D. Runnels (2006)

**49**

James Lesane (1952-53)  
 Henry Mosley (1955)  
 Jack Johnson (1957-59)  
 Charles Bivins (1960-66)  
 Major Hazelton (1968-69)  
 David Tate (1968-71)  
 Joe Moore (1971-72)  
 Dave Becker (1980)  
 Donald Jordan (1984)  
 Tremayne Allen (1997)  
 Ty Hallock (1998-99)  
 Marq Cerqua (2002)  
 Mark Edwards (2005)

**50**

Gerald Weatherly (1950-54)  
 John Damore (1957-58)  
 Mike Pyle (1961-69)  
 Bob Hyland (1970)  
 Gene Hamlin (1971)  
 Waymond Bryant (1974-78)  
 Chris Devlin (1978)  
 Mark Merrill (1979)  
 Mike Singletary (1981-92)

**51**

Wayne Hansen (1950-58)  
 Ken Kavanaugh (1940-47)  
 Clinton Wager (1942-43)  
 Rudy Smeja (1944-45)  
 Dick Butkus (1965-73)  
 Mel Rogers (1977)  
 Doug Becker (1978)  
 Bruce Herron (1978-82)  
 Kelvin Atkins (1983)  
 Jim Morrissey (1985-93)  
 Mark Rodenhauser (1987)

**RETIRED FOR BUTKUS****52**

Rich Coady (1970-74)  
 John Babinecz (1975)  
 Dan Neal (1975-84)  
 Cliff Thrift (1985)  
 Larry Rubens (1986)

Len Seward (1987)  
 Mark Rodenhauser (1987-88)  
 Mickey Pruitt (1988-91)  
 Darwin Ireland (1995)  
 Robert Bass (1995)  
 Bryan Cox (1996-97)  
 Andre Collins (1998)  
 Keith Burns (1999)  
 Bobbie Howard (2001-03)  
 Marcus Reese (2004)  
 Jamar Williams (2006)

**53**

Pat Preston (1946-49)  
 Bill Wightkin (1950-57)  
 Billy Autrey (1953)  
 Ken Kirk (1960)  
 James Purnell (1964-69)  
 Dave Martin (1969)  
 Larry Rowden (1971)  
 Gail Clark (1973)  
 Dan Peiffer (1975-77)  
 Tommy Hart (1978-79)  
 Paul Tabor (1980-82)  
 Dan Rains (1982-86)  
 Larry Rubens (1986)  
 Danté Jones (1988-94)  
 Michael Lowery (1996-97)  
 Lemanski Hall (1998)  
 Warrick Holdman (1999-2003)  
 Leon Joe (2004)  
 Corey Jenkins (2004)  
 Leon Joe (2005-06)

**54**

Joe Savoldi (1930)  
 Jesse Hibbs (1931)  
 Dick Klawitter (1956-57)  
 Charles Howley (1958-59)  
 Roger LeClerc (1960-66)  
 Bill McKinney (1972)  
 Adrian Young (1973)  
 Larry Ely (1975)  
 Tom Hicks (1976-80)  
 Brian Cabral (1981-84)  
 Doug Rothschild (1987)  
 John Adickes (1987-88)  
 LaSalle Harper (1989)  
 Greg Briggs (1996)  
 Ron Cox (1990-95, 1997)  
 Ricardo McDonald (1998-99)  
 Brian Urlacher (2000-06)

**55**

Bob Fenimore (1947)  
 Fred Venturielli (1948)  
 JR Boone (1948-51)  
 Robert Moser (1951-54)  
 Larry Strickland (1954-59)  
 Doug Buffone (1966-79)  
 Otis Wilson (1980-87)  
 John Roper (1989-92)  
 Vinson Smith (1993-96)  
 Sean Harris (1997)  
 Greg Jones (2001)  
 Mike Caldwell (2002)  
 Lance Briggs (2003-06)

**56**

Bill Hewitt (1932-36)  
**RETIRED FOR HEWITT**

**57**

Billy Patterson (1939)  
 Ray McLean (1940-47)  
 JR Boone (1948-51)  
 Rich Leeuwenberg (1965)  
 Dan Pride (1968-69)  
 Don Rives (1973-78)  
 Lee Kunz (1979-81)  
 Al Chesley (1982)  
 Bruce Huther (1982)  
 David Simmons (1983)  
 Tom Thayer (1985-92)  
 Eldridge Milton (1987)  
 Sean Harris (1995-96)  
 Anthony Peterson (1997)  
 Olin Kreutz (1998-2006)

**58**

Ed Neal (1951)  
 John Kreamcheck (1953-55)  
 Bob Konovsky (1960)  
 Franklin McRae (1967)  
 Jim Ferguson (1969)  
 Bob Pifferini (1972-75)  
 Jerry Muckensturm (1976-82)  
 Wilber Marshall (1984-88)  
 Steve Hyche (1989)  
 Michael Stonebreaker (1991)  
 Jay Leeuwenburg (1992-95)  
 Chris Villarrial (1996-2003)  
 Jeremy Cain (2004-05)  
 Darrell McClover (2006)

**59**

Rudy Kuechenberg (1967-69)  
 Carl Gersbach (1975)  
 Gary Campbell (1977-83)  
 Ron Rivera (1984-92)  
 Joe Cain (1993-96)  
 Daryl Carter (1997)  
 Jim Schwantz (1998)  
 Rosevelt Colvin (1999-2002)  
 Joe Odom (2003-05)  
 Rod Wilson (2006)

**60**

Don Healy (1958-59)  
 Roger Davis (1960-63)  
 Brian Schweda (1966)  
 Doug Kriewald (1967-68)  
 LeeRoy Caffey (1970)  
 Wally Chambers (1973-77)  
 Lynn Boden (1979)  
 Tom Andrews (1984-85)  
 Stan Thomas (1991-92)  
 Gene McGuire (1993-94)  
 Darwin Ireland (1994-95)  
 Casey Wiegmann (1997-2000)  
 Terrence Metcalfe (2002-06)

**61**

Richard Barwegen (1950-52)  
 Bill George (1952-65)  
 Don Croftcheck (1967)  
 Glen Holloway (1970-73)  
**RETIRED FOR GEORGE**

**62**

Frank Dempsey (1950-53)  
 Kline Gilbert (1953-57)  
 Mike Reilly (1964-68)  
 Glen Holloway (1970-73)

Tom Forrest (1974)  
 Dan Jiggetts (1976-82)  
 Mark Bortz (1983-93)  
 Chris Gray (1997)  
 Robert Newkirk (2000-01)  
 Lennie Friedman (2005)

**63**

ML Brackett (1956-57)  
 Bob Wetoska (1960-69)  
 John Neidert (1970)  
 Steve Kinney (1973-74)  
 Mark Nordquist (1975-76)  
 Fred Dean (1977)  
 Jon Morris (1978)  
 Tony Ardizzone (1979)  
 Jay Hilgenberg (1981-91)  
 Todd Burger (1993-97)  
 Ryan Benjamin (2001)  
 Jody Littleton (2002)  
 Corbin Lacina (2003)  
 Roberto Garza (2005-06)

**64**

Terrell "Ted" Daffer (1954)  
 Mike Rabold (1964-66)  
 Larry Horton (1972-73)  
 Ernie Jenet (1972-74)  
 Ted Albrecht (1977-81)  
 John Roehlk (1987)  
 Dave Zawatson (1989)  
 Glenell Sanders (1990)  
 Mirko Jurkovic (1992)  
 Andy Heck (1994-98)  
 Rex Tucker (1999-2004)

**65**

Herman Clark (1952-56)  
 John Hatley (1953)  
 Abe Gibron (1958-59)  
 Stan Fanning (1960-62)  
 Tom Bettis (1963)  
 Randy Jackson (1967-74)  
 Noah Jackson (1975-83)  
 Eugene Rowell (1987)  
 Tony Woods (1989)  
 Terry Price (1990)  
 Jim Schwantz (1992)  
 Tony Epps (1993-94)  
 Evan Pilgrim (1995-97)  
 Patrick Mannelly (1998-2006)

**66**

Phil Martinovich (1940)  
 Clyde Turner (1940-52)  
 John Schiechl (1945-46)

**RETIRED FOR TURNER****67**

Ed Bradley (1950-51)  
 Tom Roggeman (1956-57)  
 Ted Karras (1960-64)  
 George Seals (1965-71)  
 Bill Line (1972)  
 Mike Hoban (1974)  
 Dan Hultz (1974)  
 Phil McKinnely (1982)  
 Tim Norman (1983-76)  
 John Arp (1987)  
 Jerry Fontenot (1989-96)  
 Bill Schultz (1997)  
 Greg Huntington (1997-99)  
 Josh Warner (2003-2004)

**68**

Gerald Stautberg (1951)  
 John Badaczewski (1953)  
 George Burman (1964)  
 Howard Mudd (1969-70)  
 Jim Osborne (1972-84)  
 Paul Blair (1986-87)  
 Sean McInerney (1987)  
 Chris Dyko (1989)  
 Jim Flanigan (1994)  
 Carl Reeves (1996-98)  
 Bryan Anderson (2004)  
 Anthony Oakley (2006)

**69**

Ralph Jecha (1955)  
 William Roehneft (1958-59)  
 Ted Wheeler (1970)  
 Revie Sorey (1975-82)  
 Tom Myslinski (1993-94)  
 Vernice Smith (1993)  
 Oetus Polk (1995-96)  
 Mike Gandy (2001-04)  
 Fred Miller (2005-06)

**70**

Alvin Culver (1932)  
 Art Davis (1953-54)  
 Herman Lee (1958-66)  
 Bob Pickens (1967-68)  
 Kenneth Kortas (1969)  
 Jeff Curchin (1970-71)  
 Andy Rice (1972-73)  
 Dennis Lick (1976-81)  
 Henry Waechter (1982-86)  
 Jim Althoff (1987-88)  
 Troy Auzenne (1992-95)  
 Ken Anderson (1999)  
 Alfonso Boone (2001-06)

**71**

George Connor (1948-55)  
 Earl Leggett (1957-66)  
 Rufus Mayes (1969)  
 Tony McGee (1971-73)  
 Roger Stillwell (1975-77)  
 Rocco Moore (1980)  
 Perry Hartnett (1982-83)  
 Jack Oliver (1987)  
 Caesar Rentie (1988)  
 James Williams (1991-2002)  
 Israel Idonije (2004-06)

**72**

Bill Wightkin (1949-50)  
 Bill George (1952-65)  
 Ed Nickla (1959)  
 Jim Cadile (1962-72)  
 Gary Hrivnak (1973-76)  
 Brad Shearer (1978-80)  
 Jerry Doerger (1982)  
 John Janata (1983)  
 Andy Frederick (1983-85)  
 William Perry (1985-93)  
 Scott Adams (1995)  
 Jon Clark (1996-97)  
 Chris Maumalanga (1997)  
 Carl Powell (2001)  
 Ernest Grant (2002)  
 Qasim Mitchell (2003-05)



**73**

Bill Bishop (1952-60)  
 Steve Barnett (1963)  
 Frank Cornish (1966-69)  
 Steve Wright (1971)  
 Rich Buzin (1972)  
 Mike Hartenstein (1975-86)  
 John Wojciechowski (1987-93)  
 Marcus Keyes (1996)  
 Kevin Dogins (2001-02)  
 Tron LaFavor (2003)

**74**

Herman Clark (1952-56)  
 Paul Lipscomb (1954)  
 Bob Kilcullen (1957-65)  
 Dan James (1967)  
 Wayne Mass (1968-70)  
 Bob Asher (1972-75)  
 Jerry Meyers (1976-79)  
 Jeff Williams (1982)  
 Jim Covert (1983-90)  
 Garland Hawkins (1995)  
 Jimmy Herndon (1997-2001)  
 Bernard Robertson (2002)  
 Scott Sanderson (2003)  
 Ruben Brown (2004-06)

**75**

Fred Williams (1952-62)  
 Riley Mattson (1965)  
 Dave Hale (1969-71)  
 Jeff Sevy (1975-78)  
 Henry Waechter (1982-85)  
 Stefan Humphries (1984-86)  
 Chuck Harris (1987)  
 John Shannon (1988-89)  
 Ron Mattes (1991)  
 Todd Perry (1993-2000)  
 Marc Colombo (2002-05)

**76**

Charles Miller (1932-37)  
 Milford Miller (1932)  
 Lester McDonald (1937-39)  
 Hampton Pool (1940-43)  
 Elmo Kelly (1944)  
 Bob Cross (1952-53)  
 Ed Meadows (1954-56)  
 John Mellekas (1956-60)  
 John Johnson (1963-68)  
 Bill Staley (1970-71)  
 Dave Gallagher (1974)  
 Ron Rydall (1975-80)  
 Steve McMichael (1981-93)  
 Marcus Spears (1995-96)  
 Shawn Lee (1998)  
 Brad Culpepper (2000)  
 Bobby Setzer (2002)  
 John Tait (2004-06)

**77**

Red Grange (1925, 1929-34)  
 Link Lyman (1926-34)

**RETIRED FOR GRANGE****78**

Art Davis (1953-54)  
 Stan Jones (1954-65)  
 Harry Gunner (1970)  
 Bob Newton (1971-75)  
 John Ward (1976)

Greg Johnson (1977)  
 Keith Van Horne (1981-92)  
 Pat Riley (1995)  
 Blake Brockermeier (1999-2001)  
 Aaron Gibson (2003-04)  
 John St. Clair (2005-06)

**79**

Dick Klein (1958-59)  
 Art Anderson (1961-62)  
 Dick Evey (1964-68)  
 John Hoffman (1971)  
 Lionel Antoine (1972-76)  
 Emanuel Zanders (1981)  
 Kurt Becker (1982-89)  
 Louis Age (1992)  
 Marcus Spears (1994)  
 Scotty Lewis (1995)  
 Jerry Wisne (1999-2000)  
 Steve Edwards (2002-05)

**80**

Earl Britton (1925)  
 Clement Neacy (1927)  
 Ted Drews (1928)  
 Tom Heardon (1929)  
 John Helwig (1953-56)  
 Ralph Anderson (1958)  
 Ed Cooke (1958)  
 Robert Jencks (1963-65)  
 Jimmy Jones (1965-67)  
 Jon Kilgore (1968)  
 Jerry Simmons (1969)  
 Craig Cotton (1973)  
 Bo Rather (1974-78)  
 Rickey Watts (1979-83)  
 Tim Wrightman (1985-86)  
 James Thornton (1988-92)  
 Curtis Conway (1993-99)  
 Dez White (2000-03)  
 Bernard Berrian (2004-06)

**81**

George Connor (1948-55)  
 Larry Brink (1954)  
 Doug Atkins (1955-66)  
 Marty Amsler (1967-68)  
 Mike Reppond (1973)  
 Clint Haselrig (1974)  
 Gary Butler (1975)  
 Bob Bruer (1976)  
 Chuck Bradley (1977)  
 Robin Earl (1977-82)  
 Harry Washington (1979)  
 Jay Saldi (1983-84)  
 James Maness (1985)  
 Lew Barnes (1986)  
 Don Kindt (1987)  
 Anthony Morgan (1991-93)  
 Fred Banks (1993)  
 Jeff Graham (1994-95)  
 Bobby Ingram (1996-2000)  
 Ahmad Merritt (2001-03)  
 Rashied Davis (2006)

**82**

Del Bjork (1937-38)  
 Ray Bray (1939-48)  
 Anthony Ippolito (1943)  
 Tom Roberts (1943-44)  
 Jack Hoffman (1952-56)  
 Dick Hensley (1953)

Maury Youmans (1960-63)  
 Rich Kreitling (1964)  
 Emilio Vallez (1968-69)  
 Earl Thomas (1971-73)  
 Matt Maslowski (1972)  
 Fred Pagac (1974)  
 Royce Berry (1976)  
 John Gilliam (1977)  
 Alan Page (1978-81)  
 Ken Margerum (1982-84)  
 Brian Glasgow (1987)  
 Wendell Davis (1988-93)  
 Nate Lewis (1994-95)  
 John Jackson (1996)  
 Fabien Bownes (1996-98)  
 Eddie Kennison (2000)  
 John Davis (2001-02)  
 Daryl Jones (2004)  
 John Owens (2004)  
 Gabe Reid (2005-06)

**83**

Bill McColl (1952-59)  
 Roger LeClerc (1960-66)  
 Mac Percival (1967-73)  
 Charles Wade (1974)  
 Randy Burks (1976)  
 Steve Rivera (1977)  
 Golden Richards (1978-79)  
 Kris Haines (1979-81)  
 Willie Gault (1983-87)  
 Lawrence White (1987)  
 Eric Wright (1991-92)  
 Terry Obee (1993-94)  
 Michael Timpson (1995-96)  
 Eric Smith (1997)  
 Macey Brooks (1999-2000)  
 David Terrell (2001-04)

**84**

Gerald Weatherly (1950-52)  
 John Farrington (1960-63)  
 Ron Smith (1965-68)  
 Austin Denney (1967-69)  
 Jim Seymour (1970-72)  
 Richard Harris (1974-75)  
 Brian Baschnagel (1976-84)  
 Sam Bowers (1987)  
 Ron Morris (1987-92)  
 Chris Gedney (1993-96)  
 Kerry Cash (1996)  
 John Allred (1997-2000)  
 Fred Baxter (2001-02)  
 Bobby Wade (2003-05)

**85**

Bob Carey (1958)  
 Bill Martin (1964-65)  
 Duane Allen (1966-67)  
 Willie Holman (1968-73)  
 Wayne Wheeler (1974)  
 Steve Schubert (1975-79)  
 Bob Fisher (1980-81)  
 Dennis McKinnon (1983-89)  
 Keith Jennings (1991-97)  
 Alonzo Mayes (1998-2000)  
 Kaseem Sinceno (2000)  
 John Gilmore (2002-06)

**86**

Bill Wightkin (1950-57)  
 Brad Rowland (1951)  
 Ed Meadows (1954-56)  
 Bob Jewett (1958)  
 Pete Manning (1960-61)  
 Gary Barnes (1964)  
 Lloyd Phillips (1967-69)  
 Jim Hester (1970)  
 Bob Parsons (1972-83)  
 Brad Anderson (1984-85)  
 Clay Pickering (1986)  
 Cap Boso (1987-91)  
 Barry Wagner (1992)  
 Willie Harris (1993)  
 Marv Cook (1994)  
 Chris Penn (1997-98)  
 Marty Booker (1999-2003)  
 Eddie Berlin (2005)

**87**

Harlon Hill (1954-61)  
 Ed O'Bradovich (1962-71)  
 Steve DeLong (1972)  
 Tom Reynolds (1973)  
 Billy Newsome (1977)  
 Mike Cobb (1978-81)  
 Emery Moorehead (1981-88)  
 Tom Waddle (1989-94)  
 Greg Primus (1995)  
 Andre President (1995)  
 Bobby Neely (1996)  
 Ricky Proehl (1997)  
 D'Wayne Bates (1999-2001)  
 Vinny Sutherland (2002)  
 Jamin Elliott (2002)  
 Justin Gage (2003-04)  
 Muhsin Muhammad (2005-06)

**88**

Gene Schroeder (1951-57)  
 Willard Dewveall (1959-60)  
 Bobby Joe Green (1962-73)  
 Jim Kelly (1974)  
 Greg Latta (1975-80)  
 Marcus Anderson (1981)  
 Brooks Williams (1981-82)  
 Ken Knapczyk (1987)  
 Glen Kozlowski (1987-92)  
 Danta Whitaker (1993)  
 Greg McMurtry (1988)  
 Fabien Bowens (1995)  
 Jack Jackson (1996)  
 Harper Le Bel (1997)  
 Marcus Robinson (1998-2002)  
 Desmond Clark (2003-06)

**89**

John Hoffman (1949-56)  
 Les Cowan (1951)  
 John Aveni (1959-60)  
 Mike Ditka (1961-66)  
 Terry Stoepl (1967)  
 Bob Wallace (1968-72)  
 Mel Tom (1973-75)  
 James Scott (1976-80, 82)  
 Ken Margerum (1981)  
 Mitch Krenk (1984)  
 Keith Ortego (1985-88)

Will Johnson (1987)  
 James Coley (1990)  
 Ryan Wetnight (1993-99)  
 Dustin Lyman (2000-04)

**90**

Henry Mosley (1955)  
 Al Harris (1979-87)  
 Alonzo Spellman (1992-97)  
 Van Tuinei (1999-2001)  
 Bryan Knight (2002-03)  
 Antonio Garay (2006)

**91**

Pat Dunsmore (1983-84)  
 Jay Norvell (1987)  
 Fred Washington (1990)  
 Kelly Blackwell (1992)  
 Myron Baker (1993-95)  
 Rob Davis (1996)  
 John Thierry (1997-98)  
 Khari Samuel (1999-2000)  
 Tommie Harris (2004-06)

**92**

Rob Fada (1983-84)  
 Raymond Morris (1987)  
 Troy Johnson (1988-89)  
 Barry Minter (1993-2000)  
 Ted Washington (2001-02)  
 Hunter Hillenmeyer (2003-06)

**93**

Oliver Williams (1983)  
 Will Johnson (1987)  
 Guy Teafatiller (1987)  
 Trace Armstrong (1989-94)  
 Ervin Collier (1995)  
 Paul Grasmanis (1996-98)  
 Phillip Daniels (2000-03)  
 Adewale Ogunleye (2004-06)

**94**

Mike January (1987)  
 Dick Chapura (1987-89)  
 John Thierry (1994-96)  
 Shane Burton (1999)  
 Ty Hallock (2000)  
 Keith Traylor (2001-03)  
 Alain Kashama (2004)  
 Brendon Ayanbadejo (2005-06)

**95**

Richard Dent (1983-93, 95)  
 Pat Riley (1995)  
 Dana Howard (1996)  
 Mark Thomas (1997-98)  
 Russell Davis (1999)  
 Troy Wilson (2000)  
 Karon Riley (2001)  
 Keith McKenzie (2002)  
 John Stamper (2002)  
 Ian Scott (2003-06)

**96**

Keith Ortego (1985-87)  
 Greg Fitzgerald (1987)  
 Tim Ryan (1990-93)  
 Percy Snow (1993)

Al Fontenot (1993-96)  
 Tyrone Williams (1997)  
 Chris Draft (1998)  
 Clyde Simmons (1999-2000)  
 Henry Taylor (2001)  
 Alex Brown (2002-06)

**97**

Bobby Bell (1987)  
 Sean Smith (1987-88)  
 Chris Zorich (1991-97)  
 Mike Wells (1998-2000)  
 Christian Peter (2002)  
 Michael Haynes (2003-05)  
 Mark Anderson (2006)

**98**

Tyrone Keys (1983-85)  
 Brian Glasgow (1987)  
 Jon Norris (1987)  
 Greg Clark (1988)  
 Brent Novoselsky (1988)  
 Carl Simpson (1993-97)  
 Bryan Robinson (1998-2003)  
 Shurron Pierson (2004)

**99**

Jim Daniell (1945)  
 Dan Hampton (1979-90)  
 Tim Ryan (1993-94)  
 Jim Flanagan (1995-00)  
 Joe Tafoya (2001-03)  
 Tank Johnson (2004-06)

There are no known jersey numbers for the following players:

Richard Barker (1921)  
 Bill Battles (1939)  
 JA Blackburn (1923)  
 JB Bonderant (1922)  
 Art Bramhall (1931)  
 Ed Brockman (1930)  
 Lester Corzine (1938)  
 JB Ferguson (1932)  
 Glen Greenwood (1924)  
 Charles Harley (1921)  
 Fred Hobschild (1927)  
 William Hurst (1924)  
 Jerry Keefe (1920)  
 W. LaForest (1920)  
 James Leonard (1924)  
 Charles Mucha (1935)  
 IF O'Connell (1924)  
 Paul Podmajersky (1944)  
 Nelson Rupp (1921)  
 Frank Rydzewski (1923)  
 Hub Shoemaker (1920-21)  
 Arthur Sigmund (1923)  
 Clarence Smith (1942)  
 Kenny Spero (1942)  
 Merrill Taft (1924)  
 Damon Wetzel (1935)



This is a list of 1,315 players who have been on the Chicago Bears' active roster for at least one NFL game from 1920 through 2006.  
\* indicates deceased players

## A

Abbey, Joe (North Texas State), E	26	1948-49
Abdullah, Rabih (Lehigh), RB	27	2002-03
Abraham, Clifton (Florida State), CB	48	1996
Adamle, Mike (Northwestern), RB	20	1975-76
Adams, John (Los Angeles State), B	39	1959-62
Adams, Scott (Georgia), T	72	1995
Adickes, John (Baylor), C	54	1987-88
Adkins, Roy* (Millikin & Bethany), G	22	1920-21
Age, Louis (SW Louisiana), T	79	1992
Aguiar, Louie (Utah State), P	10	2000
Akin, Len* (Baylor), G	31	1942
Albrecht, Ted (California), T	64	1977-81
Allen, Duane (Santa Ana), E	85	1966-67
Allen, Eddie (Pennsylvania), FB	3	1947
Allen, Egypt (TCU), DB	47	1987
Allen, James (Oklahoma), RB	20	1998-2001
Allen, Tremayne (Florida), TE	49	1997-98
Allman, Robert (Michigan State), E	28	1936
Allred, John (USC), TE	84	1997-2000
Althoff, Jim (Winona State), DT	70	1987
Amsler, Marty (Evansville), DE	81	1967-68
Anderson, Art (Idaho), T	79	1961-62
Anderson, Brad (Arizona), WR	86	1984-85
Anderson, Bryan (Pittsburgh), G	68	2004
Anderson, Ed* (Notre Dame), E	18	1923
Anderson, Henry (Northwestern), G	16	1931
Anderson, Hunk* (Notre Dame), G	18, 24	1922-27
Anderson, Ken (Arkansas), DT	70	1999
Anderson, Marcus (Tulane), WR	88	1981
Anderson, Mark (Alabama), DE	97	2006
Anderson, Neal (Florida), RB	35	1986-93
Anderson, Ralph* (Los Ang. St.), E	39, 80	1958
Anderson, William (Compton JC), HB	46	1953-54
Andrews, Tom (Louisville), C	60	1984-85
Antoine, Lionel (Southern Illinois), T	79	1972-77
Apolskis, Charles* (DePaul), E	26, 38	1938-39
Ardizzone, Tony (Northwestern), C	63	1979
Armstrong, Trace (Florida), DE	93	1989-94
Arnett, Jon (USC), HB	21	1964-66
Arp, John (Lincoln), T	67	1987
Artoc, Lee* (California), T	1, 35	1940-43
Ashburn, Clifford (Nebraska), T	3	1930
Asher, Bob (Vanderbilt), T	74	1972-75
Ashmore, M. Roger* (Gonzaga), T	38	1927
Aspatore, Edward* (Marquette), T	37	1934
Atkins, Doug (Tennessee), E	81	1955-66
Atkins, Kelvin (Illinois), LB	51	1983
Austin, Ray (Tennessee), S	36	1998-99
Austin, Reggie (Wake Forest), CB	24, 39	2001-02
Autrey, Billy (SF Austin), C	53	1953
Autry, Darnell (Northwestern), RB	21	1997
Auzenne, Troy (California), T	70	1992-95
Avellini, Bob (Maryland), QB	7	1975-84
Aveni, John* (Indiana), E	89	1959-60
Ayanbadejo, Brendon (UCLA), LB	94	2005-06
Azumah, Jerry (New Hampshire), CB	23	1999-2005

## B

Babartsky, Al* (Fordham), T	46	1943-45
Babinecz, John (Villanova), LB	52	1975
Badaczewski, J. (Western Reserve), G	68	1953
Bailey, Johnny (Texas A & I), WR	22	1990-91
Baisi, Al* (West Virginia), G	26	1940-42
Baker, Myron (Louisiana Tech), LB	91	1993-95
Banks, Fred (Liberty), WR	81	1993
Barker, Richard* (Iowa State), G	24	1921
Barnes, Erich (Purdue), HB	24	1958-60
Barnes, Gary (Clemson), E	86	1964
Barnes, Joe (Texas Tech), QB	23	1974
Barnes, Lew (Oregon), WR	81	1986
Barnes, Marlon (Colorado), RB	32	2000
Barnett, Steve (Oregon), T	73	1963
Barnhardt, Tom (North Carolina), P	17	1987
Bartholomew, Brent (Ohio State), P	12	2000
Barwegan, Richard* (Purdue), G	26, 61	1950-52
Baschnagel, Brian (Ohio State), WR	84	1976-84
Bass, Robert (Miami-FL), LB	52	1995
Bassi, Dick* (Santa Clara), G	35	1938-39
Bates, D'Wayne (Northwestern), WR	87	1999-2001
Battles, Bill* (Brown), E	**	1939
Bauman, Ali* (Northwestern), T	41	1948-50
Bausch, Frank* (Kansas), C	24	1937-40
Baxter, Fred (Auburn), TE	84	2001-02
Baynham, Craig (Georgia Tech), RB	46	1970
Becker, Dave (Iowa), S	49	1980
Becker, Doug (Notre Dame), LB	51	1978
Becker, Kurt (Michigan), G	79	1982-89
Becker, Wayland (Marquette), E	21	1934
Bell, Bob (Missouri), LB	97	1987
Bell, Kay* (Washington State), T	26	1937
Bell, Ricky (NC State), CB	30, 32	1997-98
Bell, Todd* (Ohio State), S	25	1981-84, 86
Benjamin, Ryan (South Florida), LS	63	2001
Bennett, Ben (Duke), QB	14	1987
Bennett, Edgar (Florida State), RB	32	1998-99
Benson, Cedric (Texas), RB	32	2005-06
Benton, Jim* (Arkansas), E	12	1943
Bergerson, Gilbert* (Oregon State), G	23	1932-33
Berlin, Eddie (Northern Iowa), WR	86	2005
Berrian, Bernard (Fresno State), WR	80	2004-06
Berry, Connie, M.* (NC State), E	23	1942-46
Berry, Royce (Houston), DE	82	1976
Best, Art (Kent State), RB	25	1977-78
Bettis, Tom (Purdue), LB	65	1963
Bettridge, John* (Ohio State), HB	9	1937
Bingham, Don (Sul Ross), HB	46	1956
Bishop, Bill* (North Texas), T	73	1952-60
Bishop, Don (Los Angeles City), E	45	1959
Bivins, Charles* (Morris Brown), HB	49	1960-66
Bjork, Del* (Oregon), T	82	1937-38
Blackburn, JA, T	**	1923
Blacklock, Hugh* (Michigan State), T	21	1920-25
Blackman, Lennon (Tulsa), HB	11, 19	1930
Blackwell, Kelly (TCU), TE	91	1992
Blair, Paul (Oklahoma State), T	68	1986-87
Blake, Jeff (East Carolina), QB	11	2005
Blanda, George (Kentucky), QB/K	16, 22	1949-58
Blaylock, Anthony (Winston-Salem), CB	47	1993

Boden, Lynn (South Dakota State), G	60	1979
Bolan, George* (Purdue), FB	5, 19	1921-24
Bonderant, JB* (DePaul), C	**	1922
Boniol, Chris (Louisiana Tech), K	18	1999
Booker, Marty (NW Louisiana), WR	86	1999-2003
Boone, Alfonso (Mt. San Ant. JC), DT	70	2001-06
Boone, JR (Tulsa), HB	55, 57	1948-51
Bortz, Mark (Iowa), G	62	1983-94
Bosa, Cap (Illinois), TE	86	1987-91
Bowers, Sam (Fordham), TE	84	1987
Bownes, Fabien (W. Illinois), WR	82, 88	1995-98
Brackett, ML (Auburn), T	63	1956-57
Bradley, Chuck (Oregon), TE	81	1977
Bradley, Ed (Wake Forest), G	38, 67	1950; 52
Bradley, Mark (Oklahoma), WR	16	2005-06
Bradley, Steve (Indiana), QB	12	1987
Braidwood, Charles* (Chattanooga), E	16	1932
Bramhall, Art (DePaul), HB	**	1931
Bratkowski, Edmund "Zeke" (Ga.), QB	12	1954; 57-60; 72
Bray, Ray* (Western Michigan), G	82	1939-42; 46-51
Brewer, Chris (Arizona), RB	32	1987
Briggs, Greg (Texas Southern), LB	54	1996
Briggs, Lance (Arizona), LB	55	2003-06
Brien, Doug (California), K	10	2005
Brink, Larry (Northern Illinois), E	80	1954
Britton, Earl* (Illinois), FB	80	1925
Brockermeier, Blake (Texas), T	78	1999-2001
Brockman, Edward (Oklahoma), B	**	1930
Brooks, Anthony (E. Texas St.), WR	10	1993
Brooks, Macey (James Madison), WR	83	1999-2000
Brown, Alex (Florida), DE	96	2002-06
Brown, Charlie (Syracuse), DB	22	1966-67
Brown, Ed (San Francisco), QB	15	1954-61
Brown, Kevin (W. Texas State), P	11	1987
Brown, Mike (Nebraska), S	30	2000-06
Brown, Ruben (Pittsburgh), G	74	2004-06
Brown, William (Illinois), FB	38	1961
Bruer, Bob (Mankato State), TE	81	1976
Brumbaugh, Carl* (Florida), QB	8	1930-37
Brupbacher, Ross (Texas A&M), LB	31	1970-73
Bryan, Johnny* (Chicago), HB	4, 8, 9	1922-25
Bryant, Waymond (Tennessee St.), LB	50	1974-77
Buck, Arthur (John Carroll), HB	32	1941
Buckler, William "Bill" (Alabama), G5, 15, 16		1926-31
Buffone, Doug (Louisville), LB	55	1966-79
Buford, Maury (Texas Tech), P	8	1985-86; 89-91
Buivid, Ray* (Marquette), QB/HB	9	1937-38
Bukich, Rudy (USC), QB	10, 14	1958-59; 62-68
Bull, Ronnie (Baylor), B	29	1962-70
Burdick, Lloyd* (Illinois), T	14	1931-32
Burgeis, Glenn* (Tulsa), T	29	1945
Burger, Todd (Penn State), G	63	1993-97
Burks, Randy (SE Oklahoma St.), WR	83	1976
Burman, George (Northwestern), T	68	1964
Burns, Keith (Oklahoma State), LB	52	1999
Burris, Henry (Temple), QB	10	2002
Burton, James (Fresno State), CB	35	1994-97
Burton, Shane (Tennessee), DT	94	1999
Buss, Arthur (Michigan State), T	10, 11	1934-35
Bussey, Young* (ISU), QB	37	1940-41
Butkus, Dick (Illinois), LB	51	1965-73
Butler, Gary (Rice), TE	81	1975
Butler, Kevin (Georgia), K	6	1985-95
Buzin, Rich (Penn State), T	73	1972

## C

Cabral, Brian (Colorado), LB	54	1981-85
Cadile, James (San Jose State), G	72	1962-72
Caffey, Lee Roy* (Texas A&M), LB	60	1970
Cain, Jeremy (Massachusetts), LB	58	2004-05
Cain, Joe (Oregon Tech), LB	59	1993-96
Caldwell, Mike (Middle Tenn. St.), LB	55	2002
Calland, Lee (Louisville), CB	23	1961
Cameron, Jack (Winston-Salem), WR	30	1984
Campana, Al (Youngstown), HB	10, 40	1950-53
Campbell, Gary (Colorado), LB	59	1977-83
Campbell, Leon* (Arkansas), FB	32	1952-54
Canady, James (Texas), HB	8	1948-49
Carey, Bob* (Michigan State), E	85	1958
Carl, Harland (Wisconsin), HB	41	1956
Carlson, Jules "Zuck" (Oregon St.), G	20	1929-36
Caroline, JC (Illinois), DB	25	1956-65
Carrier, Mark (USC), S	20	1990-96
Carter, Daryl (Wisconsin), LB	59	1997
Carter, Marty (Mid. Tenn. St.), S	23	1995-98
Carter, Tom (Notre Dame), CB	25	1997-99
Carter, Tony (Minnesota), RB	30	1994-97
Carter, Virgil (BYU), QB	9, 11, 15	1968-69; 76-77
Casares, Rick (Florida), FB	35	1955-64
Casey, Tim (Oregon), LB	34	1969
Cash, Kerry (Texas), TE	84	1996
Castete, Jesse (McNeese State), HB	22	1956
Cerqua, Marq (Carson-Newman), LB	39	2002
Chamberlin, Guy* (Nebraska), E	13, 23	1920-21
Chambers, Wally (E. Kentucky), DT	60	1973-77
Chancey, Robert, FB	38	1998
Chandler, Chris (Washington), QB	12	2002-03
Chapura, Dick (Missouri), DT	94	1987-89
Chesley, Al (Pittsburgh), LB	57	1982
Chesney, Chester "Chet" (DePaul), C	28	1939-40
Childs, Clarence (Florida A&M), DB	23	1968
Christian, Bob (Northwestern), FB	44	1992-94
Cifers, Ed (Tennessee), E	14	1947-48
Clark, Darryl (Texas), RB	37	1987
Clark, Desmond (Wake Forest), TE	88	2003-06
Clark, Gail (Michigan State), LB	53	1973
Clark, Greg (Arizona State), LB	98	1988
Clark, Herman* (Oregon State), G	63, 74	1952-56
Clark, Jon (Temple), T	72	1996-97
Clark, Phil (Northwestern), DB	39	1970
Clarke, Harry* (West Virginia), HB	4	1940-43
Clarkson, Stuart* (Texas A&I), G	31, 36	1942, 46-50
Clemmons, Craig (Iowa), S	43	1972-77
Coady, Rich (Memphis State), C/E	37, 52	1970-74
Cobby, Mike (Michigan State), TE	87	1978-81
Coby, Trevor (Rice), RB	43	1994
Cody, Ed* (Purdue), FB	16	1949-50
Coia, Angelo (USC), HB	46	1960-63
Cole, Emerson (Toledo), FB	31	1952
Cole, Linzy (TCU), WR	25	1970
Coleman, Travis (Hampton), DB	39	2002
Coley, James (Clemson), TE	89	1990
Collins, Andre (Penn State), LB	52	1998
Colombo, Marc (Boston College), T	75	2002-05
Colvin, Roosevelt (Purdue), LB	59	1999-2002
Concannon, Jack* (Boston College), QB	11	1967-71
Conkright, Bill* (Oklahoma), C	47	1937-38
Connor, George* (Notre Dame), T	71, 81	1948-55
Conway, Curtis (USC), WR	80	1993-99
Conzelman, Jim* (Washington), HB	1, 15	1920



Cook, Marv (Iowa), TE	.....86	1994
Cooke, Ed (Maryland), E	.....80	1958
Copeland, Ron* (UCLA), WR	.....36	1969
Corbett, George* (Millikin), HB	.....5	1932-38
Cornish, Frank (Grambling), DT	.....73	1966-70
Corzine, Lester* (Davis & Elkins), HB	.....**	1938
Cotton, Craig (Youngstown), TE	.....80	1973
Cousin, Terry (South Carolina), CB	.....21, 24	1997-99
Covert, Jim (Pittsburgh), T	.....74	1983-90
Cowan, Les (McMurry), T	.....89	1951
Cox, Bryan (W. Illinois), LB	.....52	1996-97
Cox, Ron (Fresno State), LB	.....54	1990-95, '97
Crawford, Fred* (Duke), T	.....14	1934-35
Crawford, James (Illinois), G	.....27	1925
Croft, Albe* (SMU), E	.....12	1944-45
Crotcheck, Don (Indiana), G	.....61	1967
Cross, Bob* (SE Austin State), T	.....76	1952-53
Culpepper, Brad (Florida), DT	.....76	2000
Culver, Alvin* (Notre Dame), T	.....27, 70	1932
Cunningham, Harold (Ohio State), E	.....14	1929
Curchin, Jeff (Florida State), T	.....70	1970-71
Currie, Airese (Clemson), WR	.....17	2006

## D

Daffler, Ted (Tennessee), E	.....64	1954
Damore, John* (Northwestern), C	.....50	1957-58
Daniell, Jim* (Ohio State), T	.....99	1945
Daniels, Dick (Pacific-Oregon), S	.....23	1969-70
Daniels, Phillip (Georgia), DE	.....93	2000-03
Davis, Art* (Alabama State), T	.....70, 78	1953-54
Davis, Fred* (Alabama), T	.....24	1946-51
Davis, Harper (Miss. St.), HB	.....19	1950
Davis, John (Emporia State), TE	.....82	2001-02
Davis, John (Missouri), DB	.....47	1970
Davis, Rashied (San Jose State), CB	.....21, 81	2005-06
Davis, Rob (Shippensburg - PA), DT/LS	.....91	1996
Davis, Roger (Syracuse), G	.....60	1960-63
Davis, Russell (North Carolina), DE	.....95	1999
Davis, Wendell (LSU), WR	.....82	1988-93
Dean, Fred (Texas Southern), G	.....63	1977
DeCorrevont, Bill* (Northwestern), HB	.....36	1948-49
DeLong, Steve (Tennessee), DE	.....87	1972
Deloplane, Jack (Salem), RB	.....33	1979
Dempsey, Frank (Florida), G	.....40, 62	1950-53
Denney, Austin (Tennessee), E	.....84	1967-69
Denson, Autry (Notre Dame), RB	.....25	2001
Dent, Richard (Tennessee St.), DE	.....95	1983-93; 95
Devlin, Chris (Penn State), LB	.....50	1978
Deweyall, Willard (SMU), E	.....88	1959-60
Digris, Bernie* (Holy Cross), T	.....37	1943
Dimancheff, Boris "Babe" (Purdue), HB	.....41	1952
Ditka, Mike (Pittsburgh), TE	.....89	1961-66
Dodd, Al* (NW Louisiana), DB	.....23	1967
Doehring, John "Bull", FB	.....11, 27	1932-37
Doerger, Jerry (Wisconsin), T	.....72	1982
Dogins, Kevin (Texas A&M-King.), C	.....73	2001-02
Donchez, Tom (Penn State), RB	.....36	1975
Dooley, Jim (Miami-Fla.), E	.....43	52-54; 56-57; 94-92
Dottley, John (Mississippi), FB	.....34	1951-53
Douglass, Merrill (Utah), FB	.....36	1958-60
Douglass, Bobby (Kansas), QB	.....10	1969-75
Douglass, Maurice (Kentucky), DB	.....36, 37	1986-93
Douthitt, Earl (Iowa), S	.....43	1975
Dowden, Corey (Tulane), CB	.....20	1997

Draft, Chris (Stanford), LB	.....96	1998
Dragos, Scott (Boston College), FB/TE	.....45	2000-01
Dreher, Ferd (Denver), E	.....20	1938
Dressen, Charley*, QB	.....5	1920
Drews, Ted* (Princeton), E	.....20, 80	1928
Dreyer, Wally* (Wisconsin), HB	.....3, 8	1949
Driscoll, Paddy* (Northwestern), HB	.....1, 20	1920; 26-29
Drulis, Chuck* (Temple), G	.....14, 21	1942, 45-50
Drury, Lyle* (St. Louis), E	.....23	1930-31
Drzewiecki, Ron (Marquette), HB	.....21	1955; 57
Duarte, George (N. Arizona), CB	.....30	1987
Duerson, Dave (Notre Dame), S	.....22	1983-89
Dugger, Jack (Ohio State), E	.....12	1949
Dulaney, Mike (North Carolina), RB	.....38	1997
Dunlap, Bob* (Oklahoma), QB	.....30	1935
Dunsmore, Pat (Drake), TE	.....91	1983-84
Duvic, John (Northwestern), K	.....10	1987
Dyko, Chris (Washington St.), T	.....68	1989

## E

Earl, Robin (Washington), RB/TE	.....39, 81	1977-82
Ecker, Ed* (John Carroll), T	.....22	1947
Edinger, Paul (Michigan State), K	.....2	2000-04
Edwards, Cid (Tennessee State), RB	.....37	1975
Edwards, Marc (Notre Dame), FB	.....49	2005
Edwards, Steve (Central Florida), T	.....79	2002-05
Eilers, Pat (Notre Dame), S	.....25, 37	1995
Elliott, Jamin (Delaware), WR	.....87	2002
Ellis, Allan (UCLA), CB	.....48	73-77; 79-80
Elnes, Leland* (Bradley), QB	.....10, 11	1929
Ely, Harold* (Iowa), G	.....11	1932
Ely, Larry (Iowa), LB	.....54	1975
Engelbreten, Paul* (Northwestern), G	.....21	1932
Englund, Harry*, E	.....15	1920-23
Engram, Bobby (Penn State), WR	.....81	1996-2000
Enis, Curtis (Penn State), RB	.....39, 44	1998-2000
Epps, Tory* (Memphis State), DT	.....65	1993-94
Erickson, Harold* (Wash. & Jeff.), HB	.....26	1925
Evans, Earl* (Harvard), T	.....19, 44	1926-29
Evans, Fred (Notre Dame), HB	.....11	1948
Evans, Vince (USC), QB	.....8	1977-83
Everett, Tyler (Ohio State), S	.....22	2006
Evey, Dick (Tennessee), T	.....79	1964-69

## F

Fada, Rob (Pittsburgh), G	.....92	1983-84
Fain, Richard (Florida), CB	.....24	1992
Falkenberg, Herb* (Trinity), FB	.....30	1952
Famiglietti, Gary* (Boston U.), FB	.....2	1938-45
Fanning, Stan* (Idaho), T	.....63	1960-62
Farmer, George (UCLA), WR	.....43	1970-75
Farrington, John* (Prairie View), E	.....84	1960-63
Farris, Tom* (Wisconsin), QB	.....36	1946-47
Faulkerson, Mike (North Carolina), FB	.....38	1995-96
Feathers, Beattie* (Tennessee), HB	.....48	1934-37
Febel, Fritz* (Purdue), G	.....28	1935
Federovich, John* (Davis & Elkins), T	.....34	1941-42
Feichtinger, Andy*, E	.....11	1920-21
Fencik, Gary (Yale), S	.....45	1976-87
Fenimore, Bob (Oklahoma A&M), HB	.....55	1947
Ferguson, JB, T	.....**	1932
Ferguson, Jim (South Carolina), C/LB	.....58	1969
Fetz, Gus*, FB	.....10	1923

Figner, George "Bunny" (Colorado), HB	21	1953	Glueck, Larry (Villanova), B	43	1963-6
Finzer, Dave (DePaul), P	15	1984	Goebel, Paul (Michigan), E	44	192
Fisher, Bob (SMU), TE	85	1980-81	Goodnight, Owen* (Hardin-Sims), QB	27	194
Fisher, Jeff (USC), CB	24	1981-84	Gordon, Dick (Michigan State), WR	45	1965-7
Fitzgerald, Greg (Iowa), DT	96	1987	Gordon, Lou* (Illinois), T	19	193
Flaherty, Pat* (Princeton), E	15	1923	Gorgal, Ken (Purdue), HB	14	1955-5
Flanagan, Dick* (Ohio State), G	9	1948-49	Gould, Robbie (Penn State), K	9	2005-0
Flanagan, Latham* (Carnegie Tech), E	19	1931	Gowins, Brian (Northwestern), K	11	198
Flanigan, Jim (Notre Dame), DT	68, 99	1994-2000	Grabowski, Jim (Illinois), RB	33	197
Fleckenstein, Bill* (Iowa), G	15	1925-30	Graham, Conrad (Tennessee), DB	37	197
Floyd, Bobby Jack (TCU), FB	30	1953	Graham, Jeff (Ohio State), WR	81	1994-9
Flutie, Doug (Boston College), QB	2	1986	Grandberry, Ken (Wash. St.), RB	47	197
Fontenot, Al (Baylor), DE	96	1993-96	Grange, Garland "Gardie" (Illinois), E	25	1929-3
Fontenot, Jerry (Texas A&M), G	67	1989-96	Grange, Harold "Red" (Illinois), HB	77	1925; 29-3
Forbes, Marlon (Penn State), S	46	1996-98	Grant, Ernest (Ark.-Pine Bluff), DT	72	200
Ford, Carl (Toledo), WR	19	2005	Grasmanis, Paul (Notre Dame), DT	93	1996-9
Ford, Charlie (Houston), CB	32	1971-73	Gray, Bobby (Louisiana Tech), SS	25	2002-0
Fordham, Jim* (Georgia), FB	3	1944-45	Gray, Chris (Auburn), G	62	199
Forrest, Tom (Cincinnati), G	62	1974	Green, Bobby Joe* (Florida), P	88	1962-7
Forsey, Brock (Boise State), RB	44	2003	Green, Mark (Notre Dame), RB	31	1989-9
Forte, Aldo (Montana State), G	23	1939-42	Green, Mike (Northwestern St.), S	43	2000-0
Fortmann, Dan* (Colgate), G	21	1936-43	Green, Robert (William & Mary), RB	22	1993-9
Fortunato, Joe (Mississippi State), LB	31	1955-66	Greenwood, Glen* (Iowa), HB	**	192
Francis, Sam* (Nebraska), FB	38	1937-38	Griese, Brian (Michigan), QB	14	200
Franklin, Paul* (Franklin), E	9	1930-34	Grim, Bob (Oregon State), WR	27	197
Frazier, Leslie (Alcorn State), CB	21	1981-85	Grossman, Rex (Florida), QB	8	2003-0
Frederick, Andy (New Mexico), T	71	1983-85	Grosvenor, George (Colorado), HB	8	1935-3
Friedman, Lennie (Duke), G	62	2005	Grygo, Al* (South Carolina), HB	32	1944-4
Frumpp, Milton* (Ohio Wesleyan), G	17	1930	Gudauskas, Pete* (Murray State), G	17	1943-4
Fuller, Steve (Clemson), QB	4	1984-86	Gulyanics, George* (Ellisville JC), HB/P	39	1947-5
Furrer, Will (Virginia Tech), QB	2	1992	Gunn, Jimmy (USC), LB	30	1970-7
			Gunner, Harry (Oregon State), DE	78	197

## G

Gage, Justin (Missouri), WR	87, 12	2003-06
Gagnon, Dave (Ferris State), RB	21	1974
Gaines, Wentford (Cincinnati), CB	36	1978-80
Gallimore, Willie* (Florida A&M), HB	28	1957-63
Gallagher, Dave (Michigan), DE	76	1974
Gallarneau, Hugh* (Stanford), HB	8	1941-42; 45-47
Gandy, Mike (Notre Dame), G	69	2002-04
Garay, Antonio (Boston College), DT	90	2006
Gardocki, Chris (Clemson), P/K	17	1991-94
Garrett, Carl (New Mexico Highlands), RB	26	1973-74
Garrett, T.* (Oklahoma A&M), C	13	1947-48
Garrett, WD* (Mississippi State), T	44	1950
Garvey, A. "Hec" (Notre Dame), E	6	1922-25
Garvey, Ed* (Notre Dame), HB	28	1925
Garza, Roberto (Texas A&M-K'ville), G	63	2005-06
Gault, Willie (Tennessee), WR	83	1983-87
Gayle, Shaun (Ohio State), S	23	1984-94
Gedney, Chris (Syracuse), TE	84	1993-96
Gentry, Curtiss (Maryland State), DB	46	1966-68
Gentry, Dennis (Baylor), WR	29	1982-92
George, Bill* (Wake Forest), G/LB	61, 72	1952-65
Gepford, Sid* (Millikin & Bethany), B	6	1920
Gersbach, Carl (West Chester St.), LB	59	1975
Geyer, Bill (Colgate), HB	7, 11	1942-43; 46
Gibron, Abe* (Purdue), G	65	1958-59
Gibson, Aaron (Wisconsin), G/T	78	2003-04
Gilbert, Kline* (Mississippi), T	62	1953-57
Gilliam, John (South Carolina St.), WR	82	1977
Gilmore, John (Penn State), TE	85	2002-06
Glasgow, Brian (N Illinois), TE	82, 98	1987
Glenn, Bill* (E Illinois), QB	8	1944

## H

Haddon, Aldous* (Wash. & Jeff.), B	28	192
Haines, Kris (Notre Dame), WR	83	1979-8
Halas, George* (Illinois), E	7	1920-21
Hale, Dave (Ottawa), DE	75	1969-7
Hall, Lemanski (Alabama), LB	53	199
Hallcock, Ty (Michigan State), FB	49, 94	1998-9
Haluska, Jim (Wisconsin), HB	11	195
Hamity, Lewis* (Chicago), HB	3	194
Hamlin, Gene (Western Michigan), C	50	197
Hammond, Henry* (Southwestern), E	15	193
Hampton, Dan (Arkansas), DE	99	1979-9
Hanke, Carl* (Minnesota), G	5	1922-25
Hanny, Frank* (Indiana), E	19	1922-25
Hansen, Clifford (Luther), HB	11	193
Hansen, Wayne* (Texas Western), C	14, 31	1950-53
Harbaugh, Jim (Michigan), QB	4, 14	1987-9
Hardy, Cliff (Michigan State), CB	17	197
Hardy, John (California), DB	38	199
Harley, Charles "Chic" (Ohio State), RB	**	192
Harmon, Ronnie (Iowa), RB	22	199
Harper, LaSalle (Arkansas), LB	54	198
Harper, Roland (Louisiana Tech), RB	35	75-78; 80-8
Harris, Al (Arizona State), DE	90	1979-84; 86-8
Harris, Chris (Louisiana-Monroe), S	46	2005-0
Harris, Chuck (West Virginia), T	75	198
Harris, Frank (NC State), RB	36	198
Harris, Raymont (Ohio State), RB	29	1994-9
Harris, Richard (Grambling), DE	84	1974-7
Harris, Sean (Arizona), LB	55	1995-200
Harris, Tommie (Oklahoma), DT	91	2004-0



Jarris, Walt (Mississippi State), CB	27
Jarris, Willie (Mississippi State), WR	36
Jarrison, Jim (Missouri), RB	35
Jart, Tommy (Morris Brown), DE	53
Jartenstein, Mike (Penn State), DE	73
Jartman, Fred* (Rice), T	35
Jartnett, Perry (SMU), G	71
Jartsell, Mark (Boston College), QB	11
Jasclrig, Clint (Michigan), WR	31
Jatley, John* (Sul Ross), G	65
Jawkins, Garland (Syracuse), DE	74
Jaynes, Michael (Penn State), DE	97
Jazelton, Major (Florida A&M), DB	39
Jeale, Ed* (Dartmouth), T	16
Jealy, Don (Maryland), G	60
Jeardon, Tom* (Notre Dame), QB	80
Jeck, Andy (Notre Dame), T	64
Jeileman, Charles* (Iowa State), E	**
Jeimuli, Lakei (BYU), RB	38
Jeilwig, John* (Notre Dame), G	80
Jempel, Bill* (Carroll), T	19
Jenderson, Reuben (San Diego St.), CB	20
Jensley, Dick (Kentucky), E	82
Jernidon, Jimmy (Houston), T	74
Jerron, Bruce (New Mexico), LB	51
Jester, Devin (Miami), CB	23
Jester, Jim* (North Dakota), TE	86
Jewett, Bill* (Michigan), E	56
Jeyward, Craig* (Pittsburgh), FB	45
Hibbs, Jesse (USC), T	54
Hicks, Michael (S. Carolina St.), RB	44
Hicks, Tom (Illinois), LB	54
High, Lennie*, HB	24
Hiles, Van (Kentucky), S	48
Hilgenberg, Jay (Iowa), C	63
Hill, Harlon (Florence St. Tchrs), E	87
Hill, Ike (Catawba), WR	17
Hillenmeyer, Hunter (Vanderbilt), LB	92
Hilliard, Randy (NW Louisiana), CB	47
Hintz, Mike (Wis-Platteville), DB	35
Hoban, Mike (Michigan), G	67
Hobscheid, Fred* (Chicago), G	**
Hodgins, Noran (LSU), S	34
Hoffman, Jack* (Xavier), E	82
Hoffman, John (Hawaii), DE	79
Hoffman, John* (Arkansas), E	29, 89
Hoge, Merrill (Idaho), RB	33
Hohensee, Mike (Minnesota), QB	8
Hoke, Jonathan (Ball State), CB	47
Holdman, Warrick (Texas A&M), LB	53
Holloway, Glen (N Texas State), G	61, 62
Holly, Daven (Cincinnati), CB	26
Holman, Willie* (South Carolina St.), DE	85
Holmer, Walter* (Northwestern), FB	9
Holmes, Jaret (Auburn), K	10
Holovak, Mike (Boston College), FB	15
Hoptowit, Al* (Washington State), T	26
Horan, Mike (Long Beach State), P	2
Horton, Larry (Iowa), DT	64
Howard, Bobbie (Notre Dame), LB	52
Howard, Dana (Illinois), LB	95
Howley, Charles (West Virginia), C	54
Hrvinak, Gary (Purdue), DT	72
Huarte, John (Notre Dame), QB	7
Huerta, Carlos (Miami-FL), K	8

1996-2001

1993

1971-74

1978-79

1975-86

1947

1982-83

2000

1974

1953

1995

2003-05

1968-69

1922-27

1958-59

1929

1994-98

1939

1987

1953-56

1942

1981-82

1953

1997-2001

1978-82

2006

1970

1932-36

1993

1931

1996-97

1976-80

1920

1997

1981-91

1954-61

1973-74

2003-06

1998

1987

1974

1927

1974

1952-56

1971

1949-56

1994

1987

1980

1999-2003

1970-73

2005

1968-73

1929-30

1999

1947-48

1941-45

1998

1972-73

2001-03

1996

1958-59

1973-76

1972

1996

Hudson, Chris (Colorado), S	47	1999
Huff, Gary (Florida State), QB	19	1973-76
Huffine, Ken* (Purdue), FB	5	1921
Hugasian, Harry (Stanford), HB	48	1955
Hughes, Billy* (Texas), C	24	1940-41
Hughes, Tyrone (Nebraska), PR/KR	33	1997
Hull, Mike (USC), FB	33	1968-70
Hultz, Don (Southern Miss.), DT	67	1974
Humphries, Stefan (Michigan), G	75	1984-86
Hunsinger, Chuck (Florida), HB	46	1950-52
Hunt, Jackie* (Marshall), HB	25	1945
Huntington, Greg (Penn State), G	67	1997-99
Hurst, William* (Oregon), G	**	1924
Hutchison, Anthony (Texas Tech), RB	31	1983-84
Hutchinson, Chad (Stanford), QB	9	2004
Huther, Bruce (New Hampshire), LB	57	1982
Hyche, Steve (Livingston), LB	58	1989
Hyland, Bob (Boston College), C	50	1970

## I

Idonije, Israel (Manitoba), DE	71	2004-06
Ingwersen, Burt* (Illinois), G	10	1920-21
Ippolito, Anthony* (Purdue), G	82	1943
Ireland, Darwin (Arkansas), LB	52, 60	1994-95
Ivlow, John (Colorado State), RB	46	1993

## J

Jackson, Bobby (Alabama), HB	20	1961
Jackson, Jack (Florida), WR	88	1995-96
Jackson, John (USC), WR	82	1996
Jackson, Noah (Tampa), G	65	1975-83
Jackson, Randy (Florida), T	65	1967-74
Jackson, Vestee (Washington), CB	24	1986-90
Jaeger, Jeff (Washington), K	1	1996-99
Jagade, Chick* (Indiana), FB	30	1954-55
James, Dan* (Ohio State), T	74	1967
Janata, John (Illinois), T	72	1983
Janet, Ernie (Washington), G	64	1972-74
January, Mike (Texas), LB	94	1987
Jarmoluk, Mike* (Temple), T	25	1946-47
Jech, Ralph (Northwestern), G	69	1955
Jeffries, Eric (Texas), CB	24, 31	1987
Jeneks, Robert (Miami, OH), E	80	1963-64
Jenkins, Corey (South Carolina), LB	53	2004
Jennings, Keith (Clemson), TE	85	1991-97
Jensvold, Leo* (Iowa), QB	10	1931
Jeter, Bob (Iowa), CB	29	1971-73
Jeter, Perry (California Poly Tech), RB	21	1956-57
Jewett, Bob (Michigan State), E	86	1958
Jiggs, Dan (Harvard), T	62	1976-82
Joe, Leon (Maryland), LB	53	2004-06
Joesting, Herb* (Minnesota), FB	33	1931-32
Johnson, Albert* (Kentucky), FB	3	1938
Johnson, Anthony (Notre Dame), RB	25	1995
Johnson, Bill* (SMU), G	33	1946-47
Johnson, Bryan (Boise State), FB	47	2004-05
Johnson, Greg (Florida State), DT	78	1977
Johnson, Jack (Miami-Fla.), B	49	1957-59
Johnson, John (Indiana), T	76	1963-68
Johnson, Keshon (Arizona), CB	25, 37	1993-95
Johnson, Leo (Milikim), HB	8	1920
Johnson, Leon (North Carolina), RB	32	2001-02
Johnson, Oscar G*, FB	1, 10	1924

Johnson, Pete (VMI), B .....	20	1959
Johnson, Robert (Auburn), TE .....	82	2003
Johnson, Tank (Washington), DT .....	99	2004-06
Johnson, Todd (Florida), S .....	32, 35	2003-06
Johnson, Troy (Oklahoma), LB .....	92	1988-89
Johnson, Will (NE Louisiana), LB .....	89, 93	1987
Johnsos, Luke* (Northwestern), E .....	24	1929-32
Jones, Bob (San Diego State), E .....	43	1967
Jones, Dante (Oklahoma), LB .....	53	1988-94
Jones, Daryl (Miami), WR .....	82	2004
Jones, Edgar* (Pittsburgh), HB .....	27, 37	1945
Jones, Greg (Colorado), LB .....	55	2001
Jones, Jermaine (Northwestern St.), CB .....	26	1999
Jones, Jerry* (Notre Dame), G .....	42	1920-21
Jones, Jimmy (Wisconsin), E .....	80	1965-67
Jones, Stan (Maryland), T .....	78	1954-65
Jones, Thomas (Virginia), RB .....	20	2004-06
Joyce, Eric (Tennessee State), DB .....	38	2002
Jordan, Donald (Houston), RB .....	49	1984
Joseph, Dwayne (Syracuse), CB .....	32	1995-96
Juenger, Dave (Ohio U.), WR .....	38	1973
Jurkovic, Mirko (Notre Dame), G .....	64	1992

## K

Karr, William* (West Virginia), E .....	22	1933-38
Karras, Ted (Indiana), G .....	67	1960-64
Karwales, Jack* (Michigan), E .....	33	1946-47
Kashama, Alain (Michigan), DE .....	94	2004
Kassel, Chuck* (Illinois), E .....	24	1927
Kavanaugh, Ken (LSU), E .....	51	40-41; 45-50
Kawal, Ed* (Illinois), C .....	19, 27	1931-36
Keane, Jim (Iowa State), E .....	20	1946-51
Keefe, Jerry* (Notre Dame), G .....	**	1920
Kelly, Elmo (Wichita U.), E .....	76	1944
Kelly, Jim (Tennessee State), TE .....	88	1974
Kendricks, Jim* (Texas A&M), T .....	6, 26	1924
Kennison, Eddie (LSU), WR .....	82	2000
Keriasofis, Nick* (St. Ambrose), G .....	19	1942-44
Keyes, Marcus (North Alabama), DT .....	73	1996-97
Keys, Tyrone (Mississippi St.), DE .....	98	1983-85
Kiesling, Walter* (St. Thomas), G .....	25	1934
Kilcullen, Bob (Texas Tech), T .....	74	1957-65
Kilgore, Jon (Auburn), P .....	80	1968
Kindt, Don* (Wisconsin), HB .....	6, 81	1947-55
Kindt, Don Jr. (Wis-LaCrosse), TE .....	**	1987
King, Ralph* (Chicago), T .....	2	1925
Kinney, Steve (Utah State), T .....	63	1973-74
Kirk, Ken (Mississippi), C .....	53	1960
Kissell, Adolph* (Boston College), FB .....	48	1942
Klawitter, Dick* (S. Dakota State), C .....	54	1956-57
Klein, Richard* (Iowa), T .....	79	1958-59
Knapczyk, Ken (Northern Iowa), WR .....	88	1987
Knight, Bryan (Pittsburgh), LB .....	90	2002-03
Knop, Oscar* (Illinois), FB .....	11	1923-28
Knox, Bill (Purdue), DB .....	31	1974-76
Knox, Ron (UCLA), QB .....	18	1957
Koehler, Robert* (Northwestern), FB .....	3	1920-21
Kolman, Ed* (Temple), T .....	29	1940-44
Konovsky, Bob* (Wisconsin), G .....	58	1960
Kopcha, Joe* (Chattanooga), G .....	29	1929-35
Kortas, Kenneth (Louisville), T .....	70	1969
Kosins, Gary (Dayton), RB .....	33	1972-74
Kozlowski, Glen (BYU), WR .....	88	1987-92
Kramer, Erik (NC State), QB .....	12	1994-98

Kreamcheck, John (Wm. & Mary), T .....	58	1953-57
Kreiting, Rich (Illinois), E .....	82	1966
Krenk, Mitch (Nebraska), TE .....	89	1988
Krenzel, Craig (Ohio State), QB .....	16	2003-06
Kreutz, Olin (Washington), C .....	57	1998-2000
Krieg, Dave (Milton College-WI), QB .....	17	1999
Kriewald, Doug (West Texas State), G .....	60	1967-68
Krumm, Todd (Michigan State), S .....	44	1989
Kuechenberg, Rudy (Indiana), LB .....	59	1967-71
Kunz, Lee (Nebraska), LB .....	57	1979-94
Kurek, Ralph (Wisconsin), FB .....	32	1965-71

## L

Lacina, Corbin (Augustana), G .....	63	2007
LaFavor, Tron (Florida), DT .....	73	2007
LaFleur, Joe* (Marquette), FB .....	2	1922-24
LaForest, W*, FB .....	**	1921
Lahar, Harold* (Oklahoma), G .....	12	1941-1945
Lamb, Walter* (Oklahoma), E .....	12	1946
Landry, Greg (Massachusetts), QB .....	11	1984
Lanum, R. "Jake" (Ill & Millikin), QB .....	1	1920-24
Larson, Fred* (Notre Dame), C .....	14, 17	1922
Lashar, Tim (Oklahoma), K .....	16	1987
Lasker, Greg (Arkansas), S .....	31	1988
Latta, Greg* (Morgan State), TE .....	88	1975-80
Lawler, Allen (Texas), HB .....	33	1948
Lawson, Roger (W. Michigan), RB .....	36	1972-73
Layne, Bobby* (Texas), QB .....	22	1948
Leahy, Bernie* (Notre Dame), HB .....	6	1932
Leclerc, Roger (Trinity), K/LB .....	54, 83	1960-66
Le Bel, Harper (Colorado State), LS .....	88	1997
Lee, Buddy (LSU), QB .....	14	1971
Lee, Herman* (Florida A&M), T .....	70	1958-66
Lee, Shawn (North Alabama), DE .....	76	1998
Leeuwenburg, Jay (Colorado), G .....	58	1992-95
Leeuwenburg, Rich (Stanford), T .....	57	1965
Leggett, Earl (LSU), T .....	71	1957-65
Lemon, Clifford* (Centre), T .....	9	1926
Leonard, James (Colgate), T .....	**	1924
Lesane, James (Virginia), HB .....	49	1952-53
Lewis, Darren (Texas A & M), RB .....	33	1991-93
Lewis, Nate (Oregon Tech), WR .....	82	1994-95
Lick, Dennis (Wisconsin), T .....	70	1976-81
Lincoln, Jeremy (Tennessee), CB .....	39	1992-95
Line, Bill (SMU), DT .....	67	1972
Lintzenich, Joseph* (St. Louis), FB .....	7	1930-31
Lipscomb, Paul* (Tennessee), T .....	74	1954
Lishe, Rusty (Notre Dame), QB .....	12	1984
Littleton, Jody (Baylor), LS .....	63	2002
Livers, Virgil (W. Kentucky), CB .....	24	1975-79
Livingston, Andy (Phoenix JC), B .....	48	1964-65
Livingston, Howie* (Fullerton JC), DB .....	48	1953
Logan, James (Indiana), G .....	20, 37	1942-43
Long, Harvey* (Detroit), T .....	27	1929-30
Long, Johnny* (Colgate), QB .....	33	1944-45
Low, Lloyd (North Texas State), HB .....	28	1953-54
Lowery, Michael (Mississippi), LB .....	53	1996-97
Luckman, Sid* (Columbia), QB .....	42	1939-50
Luijack, Johnny (Notre Dame), QB .....	32	1948-51
Lundy, Dennis (Northwestern), RB .....	43	1995
Lushy, Vaughn (Arkansas), CB .....	29	1980
Lyle, Garry (G. Washington), CB .....	44	1968-74
Lyman, Dustin (Wake Forest), TE .....	89	2000-04
Lyman, Link* (Neb.), T .....	2, 11, 12, 14, 17	1926-2030-31-33-34
Lynch, Lorenzo (Cal St.-Sac.), DB .....	43	1987-89
Lyon, George* (Kansas State), T .....	17	1929



## M

MacLeod, Robert* (Dartmouth), HB	1939-40	83-85, 87-89
Macdon, Ed (College of Pacific), HB	1952-53	1940-47
MacWherter, Kile* (Bethany), FB	1920	1982-88
Magnani, Dante* (St. Mary's), HB	1943; 46; 49	1981-93
Maillard, Ralph* (Creighton), T	1929	1924-29
Malone, Charles* (Texas A&M), E	1933	2000-04
Manders, Jack* (Minnesota), HB	1933-40	1930-31
Maness, James (TCU), WR	1985	1994
Mangum, John (Alabama), S	1990-98	1999-2000
Maniaci, Joe* (Fordham), RB	1938-41	1935
Mannely, Patrick (Duke), T/LS	1998-2006	2000-04
Manning, Danial* (Abilene Christian), S	2006	1962-70
Manning, Pete (Wake Forest), E	1960-61	1967
Manning, Jr., Ricky (UCLA), CB	2006	1954-56
Manske, Edgar* (Northwestern), E	1937-40	1956-61
Marconi, Joe* (West Virginia), FB	1962-66	1942-43
Margarita, Bob (Brown), HB	1944-46	1979
Margerum, Ken (Stanford), WR	82, 89	2001
Marshall, Alfonso* (Miami), CB	2004	2001-03
Marshall, Anthony (LSU), DB	1994-97	2002-06
Marshall, Wilber (Florida), LB	1984-87	1931
Martin, Bill (Georgia Tech), E	1964-65	1976-79
Martin, Billy* (Minnesota), HB	1962-64	1935
Martin, Chris (Northwestern), CB	1996	1940-41
Martin, Dave (Notre Dame), LB	1969	1998-2001
Martin, Frank* (Alabama), HB	1941	1932-37
Martinovich, P.* (Coll. of Pacific), G	1916	2005-06
Masowski, Matt (San Diego U.), WR	46, 82	1998-2002
Mass, Wayne (Clemson), OT	1968-70	1932
Masters, Bob* (Baylor), FB	1943-44	1947-49
Masterson, Bernie* (Nebraska), QB	1934-40	1987
Masterson, Forest (Iowa), C	1945	1993-96
Mastrogiani, Gus* (Iowa), E	1931	1996
Matheson, Jack* (W. Michigan), E	1947	1941-44
Mattes, Ron (Virginia), T	1991	2006
Matthews, Shane (Florida), QB	9	1920
Mattson, Riley (Oregon), T	1965	1920
Matusz, Al (Georgetown), C	1915	1998-2000
Maxe, Marcus (Miami, FL), CB	1927	1969
May, Chester*, G	1920	1935
May, Walter O. "Red", G	1920	1944-46
Mayes, Alonzo (Oklahoma State), TE	85	1932
Mayes, Rufus* (Ohio State), T	1969	2002
Maynard, Brad (Ball State), P	2001-06	1971-72
Maznicki, Frank (Boston College), HB	1942-43	1971-72
McAfee, George (Duke), HB	1940-41; 45-50	1954-56
McClendon, Willie (Georgia), RB	1979-82	1980
McClover, Darrell (Miami), LB	2006	1981-88
McColl, Bill (Stanford), E	1952-59	1991-93
McCray, Bruce (W. Illinois), CB	1987	1978
McDonald, Lester* (Nebraska), E	1937-39	1998
McDonald, Rico (Pitt), LB	1998-99	1942
McElroy, Ray (Eastern Illinois), S	2000	1947
McElwain, Bill* (Northwestern), HB	1925	1958-67
McEnulty, Doug* (Wichita), FB	1943-44	1978
McGee, Tony (Bishop College), DE	1971-73	1959-65
McGowan, Brandon (Maine)	2005-06	1987
McGuire, Gene (Notre Dame), C	1993	1950-53
McInerney, Sean (Frostburg State), DT	1987	1985-93
McKenzie, Keith (Ball State), DT	2002	1945
McKie, Jason (Temple), FB	2003-06	1951-53
McKinnely, Phil (UCLA), T	1982	
McKinney, Bill (West Texas), LB	1972	
McKinnon, Dennis (Florida State), WR	85	
McLean, Scooter* (St. Anselm), HB	57	
McMahon, Jim (BYU), QB	9	
McMichael, Steve (Texas), DT	76	
McMillen, Jim* (Illinois), G	22	
McMillon, Todd (N. Arizona), CB	26	
McMullen, Daniel* (Nebraska), G	21	
McMurtry, Greg (Michigan), WR	88	
McNown, Cade (UCLA), QB	8	
McPherson, Forrest* (Nebraska), G	25	
McQuarters, R.W. (Oklahoma St.), CB	21	
McRae, Bennie (Michigan), DB	26	
McRae, Franklin (Tenn. State), DT	58	
Meadows, Ed* (Duke), E	76, 86	
Mellekas, John (Arizona), T	76	
Merkel, Monte* (Kansas), G	13	
Merrill, Mark (Minnesota), LB	50	
Merrill, Thon (Yale), S	22	
Merritt, Ahmad (Wisconsin), WR	81	
Metcalfe, Terrence (Mississippi), T/G	60	
Meyers, Denny* (Iowa), T	33	
Meyers, Jerry (N. Illinois), DL	74	
Michaels, Edward* (Villanova), G	18	
Mihal, Joe* (Purdue), T	27	
Milburn, Glynn (Stanford), RB/KR	24	
Miller, Charles "Ookie" (Purdue), C	76	
Miller, Fred (Baylor), T	69	
Miller, Jim (Michigan State), QB	15	
Miller, Milford (Chadron), T	26, 76	
Milner, Bill (Duke), G	38	
Milton, Eldridge (Clemson), LB	57	
Minfield, Kevin (Arizona State), CB	24	
Minini, Frank (San Jose State), HB	44	
Minter, Barry (Tulsa), LB	92	
Minton, John E. "Jack", C	20	
Mirer, Rick (Notre Dame), QB	13	
Mitchell, Charley* (Tulsa), HB	37	
Mitchell, Qasim (No. Car. A&T), T	72	
Mohardt, John* (Notre Dame), HB	26	
Molesworth, Keith* (Monmouth), HB	4	
Montgomery, Randy (Weber State), CB	27	
Montgomery, Ross (TCU), FB	22	
Mooney, Jim* (Georgetown), E	18	
Mooney, Tip* (Abilene Christian), HB	4	
Moore, Albert* (Northwestern), QB	8	
Moore, Damon (Ohio State), SS	37	
Moore, Jerry (Arkansas), S	18	
Moore, Joe (Missouri), RB	49	
Moore, McNeil (Sam Houston), HB	29	
Moore, Rocco (Western Michigan), G	71	
Moorehead, Emory (Colorado), TE	43, 87	
Moreno, Moses (Colorado State), QB	4	
Morgan, Anthony (Tennessee), WR	81	
Morgan, Mike (Wisconsin), RB	29	
Morris, Byron "Bam" (Texas Tech), RB	33	
Morris, Francis* (Boston U.), HB	11	
Morris, Johnny (Santa Barbara), FL	47	
Morris, Jon (Holy Cross), C	63	
Morris, Larry (Georgia Tech), LB	33	
Morris, Ray (UTEP), LB	92	
Morris, Ron (SMU), WR	84	
Morrison, Fred "Curley" (Ohio State), FB	15	
Morrissey, Jim (Michigan State), LB	51	
Morton, John* (Missouri), HB	36	
Moser, Robert* (Pacific), C	55	

## O

O'Bradovich, Ed (Illinois), DE	1962-71	87
O'Connell, JP (Penn State), C	1924	77
O'Connell, Tom (Illinois), QB	1953	10
O'Neil, Pat (Ivy League), T	1951	8
O'Quinn, John (Wake Forest), E	1950-51	37
O'Rourke, Charles (Boston College), QB	1948	48
O'Brien, Terry (Oregon), WR	1993-94	83
Odom, Joe (Purdue), LB	2003-05	59
Oech, Verne (Minnesota), C	1936	23
Ogden, Ray (Alabama), TE	1969-71	38
Ogunleye, Adewale (Indiana), DE	2004-06	93
Oliver, Jack (Memphis State), DT	1987	71
Oliver, Kyle (Purdue), QB	2005-06	18
Osborne, Jim (Southern), DT	1972-84	68

## N

Mosley, Anthony (Fresno State), RB	1987	46
Mosley, Henry (Morris Brown), HB	1955	49, 90
Mucha, Charles (Washington), C	1935	77
Mucha, Rudy (Washington), C	1943-46	16
Muckenshuhn, Jeff (Arkansas St.), LB	1976-82	58
Mudd, Howard (Hillsdale), C	1969-70	68
Muhammar, Mubashir (Michigan St.), WR	2005-06	87
Mullen, Verne (Illinois), E	1923-25	15, 21
Mullins, Don R. (Houston), HB	1961-62	40
Mullins, Noah (Kentucky), HB	1946-49	10
Murray, Richard (Marquette), T	1943-45	20, 36
Murray, Don (Wisconsin), T	1924-31	18
Murray, Robert (Marquette), T	1943-45	18
Murphy, Fred (Notre Dame), C	1943-45	20, 36
Musso, George (Millikin), C	1933-44	16
Musso, Johnny (Alabama), RB	1975-77	22
Muster, Brad (Stanford), FB	1988-92	25
Myslinski, Tom (Tennessee), OL	1993-94	69

Nagurski, Bronko (Minnesota), FB	1930-37, 43	3, 16
Neale, Ed (LSU), C	1951	58
Neale, Dan (Kentucky), C	1975-83	52
Neely, Clement (Colgate), E	1927	80
Neely, Robert (Michigan St.), DT	2000-01	62
Newcomer, Billy (Grambling), DE	1977	82
Newman, Bob (Nebraska), C	1971-75	78
Nickel, Ed (Maryland), C	1959	72
Nielsen, Hans (Michigan State), K	1981	6
Nix, Kent (TCU), QB	1970-71	16
Nothing, Ray (Cincinnati), HB	1936-43	23, 33
Nordquist, Mark (Pacific), G/C	1975-76	63
Norman, Dick (Stanford), QB	1961	12
Norman, Tim (Illinois), C	1983	67
Norms, Jon (American Intl.), DE	1987	98
Norvell, Jay (Iowa), LB	1987	91
Novoselsky, Brent (Penn), TE	1988	98
Nowaskey, Bob (C Washington), E	1940-42	20

## P

Pagac, Fred (Ohio State), TE	1972	82
Paget, Alan (Notre Dame), DT	1978-81	82
Parnish, Tony (Washington), S	1968-70	37
Parsons, Bob (Penn State), P/TE	1972-81	86
Patterson, Billy (Baylor), QB	1937	57
Paul, Markus (Ivy League), S	1988-90	36
Paulay, Frank Don (Wash & Jeff.), T	1930	14
Payton, Walter (Jackson State), RB	1975-81	34
Payton, Sean (Illinois), QB	1987	17
Peacock, W. "Pard" (Penn), QB	1920-22	4
Pearson, Madison (Kansas), C	1929-31	26
Pederson, Jim (Augsburg), HB	1913	17
Peiffer, Dan (SE Missouri State), C	1975-77	53
Penn, Chris (Tulsa), WR	1997-99	86
Percival, Mac (Texas Tech), K	1967-72	83
Perez, Peter (Illinois), C	1949-50	19
Perrin, Pete (Ohio State), FB	1954-56	39
Perkins, Don (Marquette), FB	1943-46	19
Perrin, Lonnie (Illinois), FB	1972	25
Perry, William (Clemson), DT	1983-90	72
Peter, Christian (Nebraska), DT	2000-01	97
Peterson, Adrian (Cal Southern), RB	2002-03	29
Peterson, Anthony (Notre Dame), LB	1999	57
Peterson, Richie (Tulane), HB	1959-60	17
Petty, John (Purdue), FB	1947	10
Petty, Ross (Illinois), C	1972	17
Phillips, Lloyd (Arkansas), DE	1967-68	86
Phillips, Reggie (SAU), QB	1987-88	21, 48
Phillips, Mike (Purdue), CB	1977-81	15
Picoletto, Brian (Wake Forest), RB	1966-67	41
Pickens, Bob (Nebraska), T	1967-68	70
Pickering, Clay (Maine), WR	1986	86
Pierston, Shuron (South Florida), DE	2000	88
Pitler, Phil (UCLA), LB	1972-73	58
Pilgrim, Evan (BYU), C	1993-95	65
Pinder, Cyrt (Illinois), RB	1971-72	22
Pippen, Jerald (Nebraska), S	1975-81	46
Plank, Doug (Ohio State), S	1975-81	46
Plasman, Dick (Vanderbilt), E	1937-41	14
Podmajersky, Paul (Illinois), C	1947	27
Polisky, John (Notre Dame), G	1927	57
Polisky, Bill (Penn Military Acad.), HB	1935	2
Pool, Hampton (Stanford), E	1940-41	76
Potter, Kevin (Missouri), S	1983-84	20
Powell, Carl (Louisville), DT	1983-84	20
Preston, Pat (Wake Forest), C	1946-47	53
President, Andrew (Angelo St.), TE	1999	87
Price, Terry (Texas A & M), DT	1999	65
Priddy, Dan (Jackson State), LB	1968-69	57
Primus, Greg (Colorado State), WR	1994-95	87
Prichett, Stanley (South Carolina), FB	2001-02	36
Proctor, Row (Rice), HB	1957	47
Proehl, Ricky (Wake Forest), WR	1987	87
Purnell, James (Wisconsin), LB	1988-90	52
Purnell, James (Wisconsin), LB	1964-66	53
Pyle, Mike (Vale), C	1961-62	50



## Q

Quinn, Jonathan (Middle Tenn. St.), QB .12 2004

## R

Rabold, Mike* (Indiana), G	.64	1964-66
Rains, Dan (Cincinnati), LB	.53	1982-85
Rakestraw, Larry (Georgia), QB	.12	1964-67
Ramsey, Frank (Oregon State), G	.13	1945
Rather, Bo (Michigan), WR	.80	1974-78
Reader, Russ* (Michigan State), HB	.11	1947
Reese, Lloyd* (Tennessee), FB	.22	1946
Reese, Marcus (UCLA), LB	.52	2004
Reeves, Carl (North Carolina St.), DE	.68	1996-98
Reid, Gabe (Brigham Young), TE	.48	2003, 05-06
Reilly, Mike (Iowa), LB	.62	1964-68
Rentie, Caesar (Oklahoma), T	.71	1988
Rentner, Ernest* (N'western), HB	.7, 23	1936-37
Reppond, Mike (Arkansas), WR	.81	1973
Reynolds, Tom (San Diego State), WR	.87	1973
Rice, Andy (Texas Southern), DT	.70	1972-73
Richards, Golden (Hawaii), WR	.83	1978-79
Richards, Ray* (Nebraska), T	.44	1933-36
Richardson, Mike (Arizona State), CB	.27	1983-88
Richman, Harry* (Illinois), G	.16	1929
Riley, Karon (Minnesota), DE	.95	2001
Riley, Pat (Miami-FL), DT	.78, 95	1995
Rivera, Ron (California), LB	.59	1984-92
Rivera, Steve (California), WR	.83	1977
Rivers, Garland (Michigan), DB	.32	1987
Rives, Don (Texas Tech), LB	.57	1973-78
Roberts, Tom* (DePaul), G	.82	1943-44

Roberts, Willie (Houston), CB	.24	1973
Robertson, Bernard (Tulane), T	.74	2002
Robinson, Bryan (Fresno State), DL	.98	1998-2003
Robinson, Marcus (S. Carolina), WR	.88	1997-2002
Rodenhauser, Mark (Illinois St.), C	.51, 52	1987-88
Roder, Mirro, K	.15	1973-74
Roehlk, Jon (Iowa), G	.64	1987
Roehnel, William* (Bradley), G	.69	1958-59
Rogers, Mel (Florida A&M), LB	.51	1977
Roggeman, Tom (Purdue), G	.67	1956-57
Romanik, Steve (Villanova), QB	.12	1950-53
Romney, Milton* (Chicago), QB	.10	1925-29
Ronzani, Gene* (Marquette), QB	.6	33-38, 44-45
Roper, John (Texas A&M), LB	.55	1989-92
Rosequist, Ted* (Ohio State), T	.23, 47	1934-36
Rothschild, Doug (Wheaton), LB	.54	1987
Rouse, James (Arkansas), RB	.30	1990-91
Roveto, John (SW Louisiana), K	.4, 9	1981-82
Rowden, Larry (Houston), LB	.53	1971
Rowell, Eugene (Dubuque), DT	.65	1987
Rowland, Brad (McMurry), HB	.86	1951
Rowland, Justin (TCU), HB	.20	1960
Rubens, Larry (Montana State), C	.52, 53	1986
Runnels, J.D. (Oklahoma), FB	.48	2006
Rupp, Nelson* (Dennison), QB	.**	1921
Russell, Reginald (Northwestern), E	.24	1928
Ryan, John (Detroit), T	.12	1929
Ryan, Rocky (Illinois), E	.45	1958
Ryan, Tim (USC), DT	.96, 99	1990-93
Rydach, Ron (Utah), DT	.76	1975-80
Ryzewski, Frank* (Notre Dame), C	.**	1923
Rykovich, Julie* (Illinois), HB	.11	1949-51

## TOP BEARS VICTORIES/DEFEATS

## LARGEST ALL-TIME WINS

Pts	Opponent	Score	Date
1. +73	at Washington*	73-0	12/8/40
2. +57	at Baltimore	57-0	11/25/62
3. +54	Green Bay	61-7	12/7/80
4. +49	Detroit	49-0	10/19/41
	at NY Giants	56-7	11/14/43

## LARGEST HOME WINS

Pts	Opponent	Score	Date
1. +54	Green Bay	61-7	12/7/80
2. +49	Detroit	49-0	10/19/41
3. +47	Clev. Rams	47-0	11/29/42
4. +46	Chi. Cardinals	53-7	10/12/41
5. +42	Pittsburgh	49-7	11/23/47

## LARGEST ROAD WINS

Pts	Opponent	Score	Date
1. +73	at Washington*	73-0	12/8/40
2. +57	at Baltimore	57-0	11/25/62
3. +49	at NY Giants	56-7	11/14/43
4. +44	at Dallas	44-0	11/17/85
5. +42	at Detroit	42-0	11/22/42
	at Card.-Pitt.	49-7	12/3/44

\*indicates playoff game

## WORST ALL-TIME LOSSES

Pts	Opponent	Score	Date
1. -52	at Baltimore	0-52	9/27/64
2. -49	at Green Bay	0-49	9/30/62
3. -47	at Houston	0-47	11/6/77
4. -42	at Cleveland	0-42	12/11/60
	at Detroit	0-42	9/22/68
	at Washington	0-42	12/15/74
	at San Francisco	7-49	9/7/03

## WORST HOME LOSSES

Pts	Opponent	Score	Date
1. -34	San Francisco	0-34	11/17/74
2. -33	Miami	13-46	11/2/75
3. -31	Green Bay	7-38	11/4/62
	Dallas	3-34	11/24/68
	Minnesota	0-31	10/12/69
	Green Bay	6-37	10/6/96
	Indianapolis	10-41	11/21/04

## WORST ROAD LOSSES

Pts	Opponent	Score	Date
1. -52	at Baltimore	0-52	9/27/64
2. -49	at Green Bay	0-49	9/30/62
3. -47	at Houston	0-47	11/6/77
4. -42	at Cleveland	0-42	12/11/60
	at Detroit	0-42	9/22/68
	at Washington	0-42	12/15/74
	at San Francisco	7-49	9/7/03

## S

Sacinty, Nick (Wake Forest), QB	4	1947
Salaam, Rashaan (Colorado), RB	31	1995-97
Saldi, Jay (South Carolina), TE	81	1983-84
Samuel, Khari (Massachusetts), LB	91	1999-2001
Sanders, Glenell (Louisiana Tech), LB	64	1990
Sanders, Thomas (Texas A&M), RB	20, 31	1985-89
Sanderson, Reggie (Stanford), RB	39	1973
Sanderson, Scott (Washington St.), G	74	2003
Sauerbrun, Todd (West Virginia), P	16	1995-99
Sauter, Cory (Minnesota), QB	17	2002
Savoldi, Joe* (Notre Dame), FB	54	1930
Sayers, Gale (Kansas), HB	40	1965-71
Schiechl, John* (Santa Clara), C	41, 66	1945-46
Schmidt, Terry (Ball State), S	44	1976-84
Schreiber, Larry (Tenn. Tech), RB	36	1976
Schroeder, Gene (Virginia), E	88	51-52; 54-57
Schubert, Steve (U. Mass.), WR	85	1975-79
Schuette, Paul* (Wisconsin), G	22	1930-32
Schultz, Bill (USC), G	67	1997
Schwartz, Jim (Purdue), LB	59, 65	1992, 1998
Schweda, Brian (Kansas), DE	60	1966
Schweidler, Dick (St. Louis), HB	31	1938-39; 46
Scott, Ian (Florida), DT	95	2003-06
Scott, James (Henderson IC), WR	89	1976-80; 82
Scott, Ralph* (Wisconsin), T	17	1921-25
Seals, George (Missouri), G	67	1965-71
Seibering, Gerald* (Drake), FB	30	1932
Senn, Bill* (Knox), HB	6	1926-31
Serini, Washington* (Kentucky), G	23	1948-51
Setzer, Bobby (Boise State), DE	76	2002
Sevy, Jeff (California), T/DE	75	1975-78
Seward, Len (E. Illinois), LS	52	1987
Seymour, Jim (Notre Dame), WR	84	1970-72
Shank, J.L., HB	18	1920
Shanklin, Ron* (N. Texas State), WR	25	1975-76
Shannon, John (Kentucky), DT	75	1988-89
Shaw, Glenn (Kentucky), HB	29	1960
Shearer, Brad (Texas), DT	72	1978-80
Shellog, Alex* (Notre Dame), T	18	1939
Shelton, Daimon (Sacramento St.), FB	31	2001-02
Sherman, Saul (Chicago), QB	22	1939-40
Shipkey, Jerry (UCLA), FB	23, 33	1953
Shivers, Jason (Arizona State), S	27	2004
Shoemaker, Hub* (Illinois), G	**	1920-21
Shy, Don (San Diego State), RB	24	1970-72
Siegel, John (Columbia), E	6, 19	1939-43
Sigillo, Dom* (Xavier), T	19	1943-44
Sigmund, Arthur W., G	**	1923
Simmons, Clyde (W. Carolina), DE	96	1999-2000
Simmons, David (North Carolina), LB	57	1983
Simmons, J. (Bethune-Cookman), WR	80	1969
Simpson, Carl (Florida State), DT	98	1993-97
Sinceno, Kaseem (Syracuse), TE	85	2000
Singletary, Mike (Baylor), LB	50	1981-92
Sisk, John* (Marquette), HB	7	1932-36
Sisk, John Jr. (Miami-Fla.), B	27	1964
Skibinski, John (Purdue), RB	30	1978-81
Smeja, Rudy* (Michigan), E	51	1944-45
Smith, Allen H.* (Mississippi), E	30, 32	1947-48
Smith, Clarence (Georgia), E	**	1942
Smith, Eric (LSU), WR	83	1997
Smith, Eugene* (Georgia Tech), G	19	1930
Smith, Frankie (Baylor), CB	29	1998-2000
Smith, JD (N. Carolina A&T), FB	39	1956

Smith, James (Compton JC), HB	36	1961
Smith, Quintin (Kansas), WR	17	1990
Smith, Ray Gene* (Midwestern), HB	20	1954-57
Smith, Ron (Wisconsin), S	48, 84	1965; 70-72
Smith, Russell* (Illinois), T	16	1921-23
Smith, Sean (Grambling), DT	97	1987-88
Smith, Thomas (North Carolina), CB	25	2000
Smith, Vernice (Florida A & M), G	69	1993
Smith, Vinson (East Carolina), LB	55	1993-3
Snow, Percy (Michigan State), LB	96	1993
Snyder, Bob* (Ohio U.), QB	13, 17	1939-41; 43
Sorey, Revie (Illinois), G	69	1975-82
Spears, Marcus (NW La St.), T	76, 79	1994-96
Spellman, Alonzo (Ohio State), DL	80	1992-97
Spero, Kenny (Morehead State), C	**	1942
Spivey, Mike (Colorado), CB	47	1977-79
Sprinkle, Ed (Hardin-Simmons), E	7	1944-55
St. Clair, John (Virginia), T	78	2005-06
Stachowicz, Ray (Michigan State), P	19	1983
Stahlman, Dick* (DePaul), T	19	1933
Staley, Bill (Utah State), DT	76	1970-71
Stamper, John (South Carolina), DE	95	2002
Standlee, Norm* (Stanford), FB	22	1941
Stargell, Tony (Tennessee State), CB	45	1997
Stauberg, Gerald (Cincinnati), G	68	1951
Steinbach, Larry* (St. Thomas), G	28	1930-31
Steinkemper, Bill* (Notre Dame), T	35, 36	1942-43
Stenn, Paul* (Villanova), G	35	1948-51
Stenstrom, Steve (Stanford), QB	18	1995-98
Sternaman, Edward* (Illinois), HB	2	1920-30
Sternaman, Bob* (Illinois), HB	4	1922-29
Steuber, Bob* (Missouri), HB	28, 37	1943
Stewart, Kordell (Colorado), QB	10	2003
Stickel, Walt* (Penn.), T	45	1946-49
Stillwell, Roger* (Stanford), DE/DT	71	1975-77
Stinchcomb, Pete* (Ohio State), QB	8	1921-22
Stinson, Lemuel (Texas Tech), CB	32	1988-92
Stoepel, Terry (Tulsa), G	89	1967
Stolfa, Anton* (Luther), HB	5, 12	1939
Stone, Billy* (Bradley), HB	5, 45	1951-54
Stonebreaker, Michael (Notre Dame), LB	58	1991
Sloops, Mike (Iowa), DS	44	1987
Strait, Derek (Oklahoma), CB	25	2006
Streeter, George (Notre Dame), DB	30	1989
Strickland, Larry* (North Texas St.), C	55	1954-59
Sturtridge, Dick* (DePaul), HB	21	1928-29
Stydahar, Joe* (West Virginia), T	13, 18	1936-42; 45-46
Suhay, Matt (Penn State), RB	26	1980-89
Sullivan, Frank* (Loyola, NO.), C	12	1935-39
Summer, Charles (Wm & Mary), HB	26	1955; 58-60
Sutherland, Vinny (Purdue), WR	87	2002
Sweeney, Jake* (Cincinnati), T	13	1944
Swisher, Bob* (Northwestern), HB	48	1938-41; 45
Szymanski, Frank (Notre Dame), C	44	1949

## T

Tabor, Paul (Oklahoma), C	53	1980
Tackwell, CO* (Kansas State), E	19	1931-33
Tatoya, Joe (Arizona), DE	99	2001-03
Taft, Merrill* (Wisconsin), FB	**	1924
Tait, John (Brigham Young), T	76	2004-06
Tate, David (Colorado), S	49	1988-92
Tate, Lars (Georgia), RB	33	1990
Taylor, Brian (Oregon State), RB	27	1989



Taylor, Clifton (Memphis State), RB	.....22	1974
Taylor, Henry (South Carolina), DT	.....96	2001
Taylor, Joe* (N. Carolina A&T), DB	.....20	1967-74
Taylor, JR "Tarz"* (Ohio State), G	.....14	1921-22
Taylor, Ken (Oregon St.), CB	.....31	1985
Taylor, Lionel (NM Highland Univ.), E	.....32	1959
Taylor, Roosevelt (Grambling), DB	.....24	1961-69
Teafatiller, Guy (Illinois), DL	.....93	1987
Terrell, David (Michigan), WR	.....83	2001-04
Thayer, Tom (Notre Dame), G	.....57	1985-92
Thierry, John (Alcorn State), DE	.....91, 94	1994-98
Thomas, Anthony (Michigan), RB	.....35	2001-04
Thomas, Bob (Notre Dame), K	.....16	1975-84
Thomas, Calvin (Illinois), FB	.....33	1982-87
Thomas, Earl (Houston), WR	.....82	1971-73
Thomas, Mark (NC State), DE	.....95	1997-98
Thomas, Stan (Texas), T	.....60	1991-92
Thompson, Chris (Nicholls State), CB	.....27	2005
Thompson, Russ* (Nebraska), T	.....29	1936-39
Thornton, James (Cal St.-F'ton), TE	.....80	1988-92
Thrift, Cliff (E Central Oklahoma), LB	.....52	1985
Thrower, Willie* (Michigan State), QB	.....14	1953
Tillman, Charles (La.-Lafayette), CB	.....33	2003-06
Tillman, Lewis (Jackson St.), RB	.....27	1994-95
Timpson, Michael (Penn State), WR	.....83	1995-96
Tom, Mel (San Jose State), DE	.....89	1973-75
Tomeczak, Mike (Ohio State), QB	.....18	1985-90
Torance, Jack* (LSU), T	.....34	1939-40
Trafton, George* (Notre Dame), C	.....13	1920-32
Traylor, Keith (Central State), DT	.....94	2001-03
Trimble, Steve (Maryland), DB	.....40	1987
Trost, Milt* (Marquette), T	.....27	1935-39
Tucker, Bill (Tennessee State), RB	.....34	1971
Tucker, Rex (Texas A&M), G	.....64	1999-2004
Tuinei, Van (Arizona), DE	.....90	1999-2000

Turnbull, Nick (Fla. Int'l), S	.....27	2006
Turner, Cecil (California Poly), FL	.....21	1968-73
Turner, Clyde* (Hardin-Simmons), C/LB	.....66	1940-52

## U

Ulmer, Mike (Doane), CB	.....43	1980
Urlacher, Brian (New Mexico), LB	.....54	2000-06
Usher, Lou* (Syracuse), T	.....12	1920

## V

Vactor, Ted (Nebraska), CB	.....33	1975
Vallez, Emilio (New Mexico), TE	.....82	1968-69
Van Horne, Keith (USC), T	.....78	1981-93
Van Valkenburg, Pete (BYU), RB	.....46	1974
Vasher, Nathan (Texas), CB	.....31	2004-06
Veach, Walter*, HB	.....15	1920
Venturelli, Fred*, T	.....55	1948
Vick, Ernie* (Michigan), C	.....23	1925-27
Vick, Richard* (Wash. & Jeff.), QB	.....26	1925
Villarrial, Chris (Indiana-PA), C	.....58	1996-2003
Vodicka, Joe* (Lewis Institute), HB	.....48	1943-45
Voss, Walter "Tillie"* (Detroit), E	.....27	1927-28
Vucinich, Milt (Stanford), G	.....16	1945

## W

Waddle, Tom (Boston College), WR	.....87	1989-94
Wade, Bobby (Arizona), WR	.....84	2003-05
Wade, Charles (Tennessee St.), WR	.....83	1974
Wade, William (Vanderbilt), QB	.....9	1961-66
Waechter, Henry (Nebraska), DE	.....70, 75	1982-85
Wager, Clinton* (St. Mary's), E	.....51	1942-43
Wagner, Barry (Alabama A & M), WR	.....86	1992

## THE UNIFORM

The Chicago Bears, originally called the Decatur Staleys when founded in 1920, wore blue jerseys with tan colored vertical striping in their inaugural season. The vertical stripes were actually strips of leather sewn onto the uniform to help the ball carrier secure the ball.

In 1935 the Bears introduced an orange jersey with black arm stripes and black helmet and by 1958 were wearing the familiar navy blue with burnt orange. The Bears unique "rounded" number style on the uniforms and numbers on the sides of the sleeves of the jerseys date back to the 50's.

The Bears trademark 'C' logo appeared on helmets in 1962 and its use continues through present day although the mark has changed from white to orange and the shape has changed slightly. After 11 years, the white 'C' logo is colored orange with white trim in 1973 and still has the same look today.

The initials GSH were added to the left sleeve in 1984 in honor of the late 'Papa Bear' George S. Halas, who passed away Oct. 31, 1983. The uniform has had a very consistent look from the 1970's with the exception of blue pants with the white jersey introduced in 1984 as a road uniform. On Oct. 7, 2002 on a Monday Night Football game against Green Bay, the Bears wore their traditional home blue jerseys with the blue pants for the first time. On Nov. 25, 2004, for a Thanksgiving game at Dallas, the Bears wore a throwback orange jersey; then, on Nov. 13, 2005, introduced a new-look orange third jersey against San Francisco.



Images and information courtesy of Maple Leaf Productions, Ltd. For more information go to [mapleleafproductions.com](http://mapleleafproductions.com)

Wagner, Bryan (Cal St.-Northridge), P	15	1987-88	Williams, Perry (Purdue), RB	36	1974
Wallace, Bob (UTEP), E	89	1968-72	Williams, Roosevelt (Tuskegee), CB	20	2002
Wallace, John* (Notre Dame), E	29	1928	Williams, Tyrone (Wyoming), DT	96	1997
Wallace, Steve (Illinois), HB	40	1954-57	Williams, Walt (New Mexico St.), CB	43	1982-83
Walquist, Laurie* (Illinois), QB	5	1922-31	Willis, Peter Tom (Florida St.), QB	10	1990-93
Walsh, Steve (Miami-Fla.), QB	4	1994-95	Wilson, George* (Northwestern), E	30	1937-46
Walterscheid, Len (S Utah), S	23	1977-82	Wilson, Nemiah (Grambling), CB	21	1975
Ward, John (Oklahoma State), C/G	78	1976	Wilson, Otis (Louisville), LB	55	1980-87
Warner, Josh (SUNY-Brockport), C/G	67	2003	Wilson, Rod (South Carolina), LB	59	2000
Washington, Fred* (TCU), DT	91	1990	Wilson, Troy (Pittsburg State), DE	95	2000
Washington, Harry (Colorado St.), WR	81	1979	Wisne, Jerry (Notre Dame), T	79	1999-2000
Washington, Ted (Louisville), DT	92	2001-02	Wojciechowski, John (Mich. St.), T	73	1987-93
Watkins, Bobby (Ohio State), HB	45	1955-57	Wolden, Allan (Bemidji State), RB	39	1987
Watts, Rickey (Tulsa), WR	80	1979-83	Wooden, Shawn (Notre Dame), S	22	2000
Weatherly, Gerald* (Rice), C	45, 50, 84	1950, 52-54	Woods, Tony (Oklahoma), DT	65	1989
Wells, Mike (Iowa), DT	97	1998-2000	Woodford, Donnell (Clemson), CB	21	1989-96
Wesley, Dante (Ark.-Pine Bluff), CB	21	2006	Worley, Tim (Georgia), RB	38	1993-94
Wetnight, Ryan (Stanford), TE	89	1993-99	Worrell, Cameron (Fresno State), S	24, 44	2003-06
Wetoska, Bob (Notre Dame), T	63	1960-69	Wright, Eric (Stephen F. Austin), WR	83	1991-92
Wetzel, Damon* (Ohio State), HB	**	1935	Wright, Steve (Alabama), T	73	1971
Wheeler, Ted (W Texas State), G	69	1970	Wrightman, Tim (UCLA), TE	80	1985-86
Wheeler, Wayne (Alabama), WR	85	1974	Wuerffel, Danny (Florida), QB	17	2001
Whigham, Larry (NE Louisiana), S	33	2001-02	Wynne, Elmer* (Notre Dame), FB	17	1928
Whitaker, Danta (Miss. Valley St.), TE	88	1993			
White, Dez (Georgia Tech), WR	80	2000-03			
White, Lawrence (Dana), WR	83	1987			
White, Roy* (Valparaiso), FB	8, 9, 23	1925, 1927-29			
White, Wilford (Arizona State), HB	33	1951-52			
Whitman, SJ (Tulsa), HB	22	1953-54			
Whitsell, Dave* (Indiana), DB	23	1961-66			
Whittenton, Jesse (West Texas), HB	46	1958			
Wiegmann, Casey (Iowa), C/G	60	1997-2000			
Wightkin, Bill* (Notre Dame), DT	53, 72, 86	1950-57			
Williams, Bob (Notre Dame), QB	9	1951-53			
Williams, Brock (Notre Dame), CB	22	2003			
Williams, Brooks (N Carolina), TE	88	1981-82			
Williams, Broughton (Florida), T	37	1947			
Williams, Dave (Colorado), RB	22	1979-81			
Williams, Fred* (Arkansas), T	75	1952-63			
Williams, Jamar (Arizona State), LB	52	2006			
Williams, James (Cheyney St.), T/DT	71	1991-2002			
Williams, Jeff (Rhode Island), G	74	1982			
Williams, Oliver (Illinois), WR	93	1983			

## Y

Younts, Maury (Syracuse), T	82	1960-63
Young, Adrian (USC), LB	54	1973
Young, Randolph* (Millikin), T	16	1920
Youngblood, George (LSU), S	37	1969
Yourist, Abe, E	12	1923

## Z

Zanders, Emanuel (Jackson State), G	79	1981
Zarnas, Gust* (Ohio State), G	28	1938
Zawatsun, Dave (California), T	64	1989
Zeller, Joe* (Indiana), G	17	1938
Zizak, Vince* (Villanova), G	23	1934
Zorich, Chris (Notre Dame), DT	97	1991-97
Zorich, George* (Northwestern), G	14	1944-46
Zucco, Vic (Michigan State), HB	48	1957-60

## MEMBERS OF THE 53-MAN ROSTER

The following is a list of players who were on the Chicago Bears active roster but did not appear in at least one NFL game for the Bears between 1995-2006.

Barber, Kurt (Southern California), DE	97	1997	Kittner, Kurt (Illinois), QB	15	2005
Barnard, Brooks (Maryland), P	16	2003	Lacy, Bo (Arkansas), G	69	2004
Belton, Keith (Syracuse), FB	44	2004	Lewis, Scotty (Baylor), DT	79	1995
Butterfield, Mark (Stanford), QB	10	1996	Lott, Andre (Tennessee), DB	26	2006
Berger, Mitch (Colorado), P	17	1995	Maumalanga, Chris (Kansas), DT	72	1997
Coleman, Quincy (Jackson State), CB	43	1998	Oakley, Anthony (W. Kent), C/G	68	2006
Collier, Ervin (Florida A & M), DT	93	1995	Overhauser, Chad (UCLA), T	69	1998
Cook, Daimon (Bethune-Cookman), T	76	2001	Palmer, Dan (Air Force), T	73	1999
Cowsette, Delbert (Maryland), DT	73	2006	Parrish, James (Temple), T	79	1996
Dorsey, Quinn (Oregon), DE	90	2004	Polk, Octus (Stephen F. Austin), G	69	1995-96
Edwards, Brian (East Tenn. St.), RB	38	2000	Riley, Phillip (Florida State), WR	15	1996
Erickson, Craig (Miami-Fla.), QB	19	1999	Sanford, Sulecio (Middle Tenn. St.), WR	82	1999
George, Jeff (Illinois), QB	11	2004	Taylor, Aaron (Nebraska), G	62	1998
Hernandez, Adam (Yale), G	78	1998	Taylor, Cordell (Hampton), CB	33	1999
Hill, Charles (Maryland), DT	74	2003	Wallace, Alonzo (Maryland), DE	94	2000
Hills, Keno (Southwestern La.), G/T	68	1999	Wise, Ty (Miami-Fla.), C	68	2000
Johnson, Clyde (Kansas State), DB	35	1997			



Name	Seasons	Years	Name	Seasons	Years
Abramowicz, Danny	5	1992-96	Johnson, Don	2	2005-06
Allen, George	8	1958-65	Johnsos, Luke	30	1935-39; 41-42; 46-68
Anderson, Hunk	8	1940-42; 46-50	Jones, Rusty	2	2005-06
Armstrong, Keith	4	1997-2000	Kazor, Steve	11	1982-92
Arthur, Jim	2	2005-06	Kuhlmann, Hank	5	1978-82
Austin, Bill	1	1971	Landry, Greg	7	1986-92
Babich, Bob	3	2004-06	LaRue, Jim	12	1978-89
Bajakian, Mike	3	2004-06	Lee, Lloyd	3	2004-06
Bedford, Vance	6	1999-2004	Levra, John	7	1986-92
Blache, Greg	5	1999-2003	Lindsey, Dale	3	1999-2001
Bollman, Jim	2	1999-2000	Lord, Bob	1	1974
Boras, Rob	3	2004-06	Luckman, Sid	16	1954; 56-70
Borich, Mike	2	1999-2000	Mainord, Carlos	6	1993-98
Bratkowski, Zeke	3	1972-74	Marchibroda, Ted	1	1981
Brodsky, Joe	1	1998	Mather, Chuck	8	1958-65
Brooks, Clarence	6	1993-98	McGinnis, David	10	1986-95
Brooks, Larry	1	2003	Meyer, Ken	3	1978-80
Brumbaugh, Carl	3	1938; 40; 44	Moeller, Gary	2	2002-03
Bullough, Chuck	5	1999-2003	Mosley, Earle	5	1999-2003
Byrd, Gill	1	2006	Moss, Perry	4	1970-73
Callahan, Ray	3	1975-77	Norris, Rex	4	1999-2002
Carmichael, Pete	3	2001-03	O'Connor, Fred	3	1975-77
Carr, Jim	3	1969; 73-74	O'Dea, Kevin	1	2006
Cavanaugh, Matt	2	1997-98	Olson, Greg	1	2003
Cherundolo, Chuck	6	1966-68; 72-74	Peete, Willie	3	1995-97
Cody, Ed	6	1965-70	Pendry, Joe	2	1993-94
Coimer, Charlie	5	2001-05	Plumb, Ted	8	1980-85; 96-97
Connor, George	2	1956-57	Rapp, Vic	4	1989-92
Crowton, Gary	2	1999-2000	Ringo, Jim	3	1969-71
DeCorrevont, Bill	1	1949	Rivera, Ron	3	2004-06
Dent, Richard	1	2003	Roland, Johnny	11	1982-92
Dimancheff, Babe	3	1966-68	Ronzani, Gene	3	1947-49
Dooley, Jim	14	1963-67; 81-89	Rossley, Tom	1	1998
Dovell, Whitey	3	1972-74	Ryan, Buddy	8	1978-85
Drake, Darryl	3	2004-06	Schiano, Greg	3	1996-98
Driscoll, Paddy	20	1941-55; 58-62	Scovil, Doug	1	1978
Dunbar, Karl	1	2004	Shaughnessy, Clark	12	1951-62
Ecklund, Brad	3	1975-77	Shaw, Bob	3	1969-71
Fears, Ivan	6	1993-98	Shea, Terry	1	2004
Fewell, Perry	1	2005	Shinnick, Don	2	1970-71
Fichtner, Ross	3	1975-77	Shoop, John	5	1999-2003
Flaherty, Pat	3	2001-03	Shula, Mike	3	1993-95
Fortunato, Joe	2	1967-68	Slowik, Bob	6	1993-98
Frei, Jerry	3	1978-80	Spencer, Tim	3	2004-06
George, Bill	1	1972	Stanfel, Dick	12	1981-92
Gerhart, Doug	1	1979	Stoltz, Jerry	4	1973-76
Gibron, Abe	7	1965-71	Stydahar, Joe	2	1963-64
Gillman, Sid	1	1977	Sweatman, Mike	3	2001-03
Goldston, Ralph	1	1974	Tobin, Vince	7	1986-92
Goodwin, Harold	3	2004-06	Toub, Dave	3	2004-06
Grange, Red	8	1933-40	Turner, Clyde "Bulldog"	5	1952-56
Gray, Torrian	2	2004-05	Turner, Ron	6	1993-96; 2005-06
Haley, Todd	3	2001-03	Walquist, Laurie	2	1933-34
Handler, Phil	17	1952-68	Wilks, Steven	1	2006
Haupt, Dale	8	1978-85	Wilson, George	2	1947-48
Hiestand, Harry	2	2005-06	Wilson, Wade	3	2004-06
Hilton, John	3	1975-77	Wise, Tony	6	1993-98
Hoener, Pete	1	2004	Wylie, Bob	5	1999-2003
Hughes, Ed	7	1982-88	Yaralian, Zaven	3	1990-92
Jagade, Chick	1	1956			

<b>1921 — 1-0</b>		<b>Chi</b>	<b>Opp</b>
Waukegan	W	35	0
<b>1923 — 0-0-1</b>		<b>Chi</b>	<b>Opp</b>
Milwaukee Badgers	T	0	0
<b>1924 — 2-1</b>		<b>Chi</b>	<b>Opp</b>
Cleveland Bulldogs	W	23	0
Frankford Yellow Jackets	W	13	10
Rock Island Independents	L	6	7
<b>1928 — 1-0</b>		<b>Chi</b>	<b>Opp</b>
Minneapolis Marines	W	12	6
<b>1929 — 1-1</b>		<b>Chi</b>	<b>Opp</b>
Memphis Tigers	W	39	19
Memphis Tigers	L	14	21
<b>1930 — 1-1</b>		<b>Chi</b>	<b>Opp</b>
Milwaukee Badgers	W	26	0
Ironton (OH) Tanks	L	13	26
<b>1931 — 1-0</b>		<b>Chi</b>	<b>Opp</b>
Cicero Boosters	W	43	0
<b>1932 — 3-0-1</b>		<b>Chi</b>	<b>Opp</b>
Cleveland Panthers	W	26	0
St. Louis Gunners	W	35	0
Portsmouth Spartans	T	6	6
Boston Redskins	W	21	0
<b>1933 — 2-0</b>		<b>Chi</b>	<b>Opp</b>
S 10 Cicero Boosters	W	60	0
S 16 Notre Dame All-Stars	W	14	0
<b>1934 — 4-0-1</b>		<b>Chi</b>	<b>Opp</b>
A 30 Chicago All-Stars	T	0	0
S 5 Indiana Harbor	W	19	6
S 9 Chicago Tigers	W	41	0
S 12 LaCrosse	W	25	0
Texas All-Stars	W	34	13
O 12 Green Bay Packers	W	10	6
N 7 Minnesota Stars	W	14	3
D 15 Philadelphia Eagles	W	28	14
D 22 Brooklyn Dodgers	W	20	6
D 23 Memphis Tigers	W	30	13
J 13 Chicago Cardinals	L	9	13
J 20 Pacific Coast Stars	W	26	7
J 27 New York Giants	W	21	0

*Italics indicates mid- or post-season exhibition games.*

<b>1935 — 5-0</b>		<b>Chi</b>	<b>Opp</b>
A 30 College All-Stars	W	5	0
S 8 Badger All-Stars	W	58	0
S 11 Calumet All-Stars	W	40	0
S 15 American Legion All-Stars	W	41	0
Kenosha	W	47	0

<b>1936 — 1-1</b>		<b>Chi</b>	<b>Opp</b>
S 7 Texas All-Stars	L	6	7
S 8 Oklahoma All-Stars	W	14	6

<b>1937 — 3-1</b>		<b>Chi</b>	<b>Opp</b>
S 6 Texas All-Stars	L	0	6
S 7 Oklahoma All-Stars	W	25	0
S 10 Calumet Indians	W	34	0
S 12 Des Moines Comets	W	39	0

<b>1938 — 4-1</b>		<b>Chi</b>	<b>Opp</b>
S 1 Eastern All-Stars	W	26	14
S 5 Southern All-Stars	W	32	18
S 23 Negro All-Stars	W	51	0
S 25 Cincinnati Bengals	L	13	17
S 27 Los Angeles Bulldogs	W	14	12

<b>1939 — 3-0</b>		<b>Chi</b>	<b>Opp</b>
S 5 Calumet All-Stars	W	13	0
S 9 Glen Ellyn All-Stars	W	55	6
S 27 Cincinnati Bengals	W	26	6

<b>1940 — 6-1</b>		<b>Chi</b>	<b>Opp</b>
A 24 Calumet Indians	W	48	6
A 30 Pittsburgh Steelers	L	9	10
S 5 Philadelphia Eagles	W	27	21
S 8 Newark Bears	W	35	7
S 12 Calumet Indians	W	52	0
S 15 St. Louis Gunners	W	39	0
National League Stars	W	28	14

<b>1941 — 6-0</b>		<b>Chi</b>	<b>Opp</b>
A 19 Kenosha Cardinals	W	27	6
A 28 College All-Stars	W	37	13
S 9 Brooklyn Dodgers	W	14	9
S 11 Eastern All-Stars	W	23	6
S 14 Newark Bears	W	47	12
National League Stars	W	35	24

<b>1942 — 5-0</b>		<b>Chi</b>	<b>Opp</b>
A 22 Camp Grant	W	32	6
A 28 College All-Stars	W	21	0
S 5 Pittsburgh Steelers	W	40	20
S 13 Washington Redskins	W	38	14
S 20 Army All-Stars	W	14	7

<b>1943 — 3-0</b>		<b>Chi</b>	<b>Opp</b>
New York Giants	W	42	28
Washington Redskins	W	21	14
Philadelphia-Pittsburgh	W	20	7

<b>1944 — 3-1</b>		<b>Chi</b>	<b>Opp</b>
A 30 College All-Stars	W	24	21
Washington Redskins	L	7	21
New York Giants	W	20	10
Washington Redskins	W	28	0

<b>1945 — 1-2</b>		<b>Chi</b>	<b>Opp</b>
Washington Redskins	L	7	14
Philadelphia Eagles	L	21	38
New York Giants	W	14	13



## 1946 — 5-0

	Chi	Opp
S 1 New York Giants	W 19	0
S 5 Boston Yanks	W 24	17
S 13 Philadelphia Eagles	W 24	12
S 17 Akron Bears	W 38	13
S 22 Washington Redskins	W 20	14

## 1947 — 3-1

	Chi	Opp
A 22 College All-Stars	L 0	16
S 7 Boston Yanks	W 37	20
S 13 Philadelphia Eagles	W 13	10
S 17 Washington Redskins	W 28	7

## 1948 — 4-1

	Chi	Opp
A 22 Pittsburgh Steelers	W 28	14
A 28 Philadelphia Eagles	W 24	23
S 5 Boston Yanks	W 42	7
S 9 Boston Yanks	W 24	14
S 14 New York Giants	L 7	17

## 1949 — 4-1

	Chi	Opp
A 20 Pittsburgh Steelers	W 34	0
A 28 New York Bulldogs	W 14	7
S 4 Washington Redskins	W 28	17
S 10 New York Giants	W 20	17
S 17 Philadelphia Eagles	L 7	14

## 1950 — 4-2

	Chi	Opp
A 12 New York Yanks	W 34	33
A 18 New York Giants	L 7	10
A 24 Baltimore Colts	W 21	17
A 26 Pittsburgh Steelers	W 30	14
S 1 Cleveland Browns	L 23	27
S 10 Philadelphia Eagles	W 10	3

## 1951 — 3-4

	Chi	Opp
A 23 Los Angeles Rams	L 14	42
A 26 San Francisco 49ers	W 24	7
S 2 New York Giants	L 0	14
S 9 Cleveland Browns	L 21	32
S 15 Philadelphia Eagles	W 31	6
S 19 Washington Redskins	W 21	19
S 23 Pittsburgh Steelers	L 17	21

## 1952 — 4-1

	Chi	Opp
A 12 Pittsburgh Steelers	W 14	9
A 29 Cleveland Browns	L 7	14
S 6 Philadelphia Eagles	W 37	7
S 14 New York Giants	W 17	7
S 20 Pittsburgh Steelers	W 23	0

## 1953 — 2-4

	Chi	Opp
A 15 Pittsburgh Steelers	L 10	29
A 22 Philadelphia Eagles	L 10	24
A 29 Pittsburgh Steelers	W 31	28
S 3 New York Giants	L 7	14
S 11 Cleveland Browns	L 14	20
S 20 Chicago Cardinals	W 14	13

## 1954 — 3-3

	Chi	Opp
A 14 Pittsburgh Steelers	W 21	14
A 18 Chicago Cardinals	L 0	10
A 28 Philadelphia Eagles	L 21	24
S 4 Washington Redskins	W 28	24
S 12 New York Giants	W 28	24
S 18 Cleveland Browns	L 7	35

## 1955 — 3-2

	Chi	Opp
A 20 Chicago Cardinals	L 6	21
A 26 Philadelphia Eagles	L 20	27
S 3 Washington Redskins	W 45	10
S 10 New York Giants	W 7	0
S 15 Cleveland Browns	W 24	21

## 1956 — 5-1

	Chi	Opp
A 18 Chicago Cardinals	W 31	7
A 24 Philadelphia Eagles	W 28	21
S 1 Washington Redskins	W 17	3
S 8 Pittsburgh Steelers	W 21	10
S 15 New York Giants	W 20	10
S 21 Cleveland Browns	L 14	24

## 1957 — 4-1-1

	Chi	Opp
A 17 Pittsburgh Steelers	W 24	7
A 24 Baltimore Colts	T 24	24
A 30 New York Giants	L 17	24
S 8 Philadelphia Eagles	W 24	14
S 14 Pittsburgh Steelers	W 37	10
S 20 Cleveland Browns	W 29	3

## 1958 — 6-0

	Chi	Opp
A 17 Chicago Cardinals	W 24	7
A 24 Philadelphia Eagles	W 3	0
A 30 Pittsburgh Steelers	W 17	10
S 5 Detroit Lions	W 24	17
S 12 Cleveland Browns	W 42	31
S 21 Washington Redskins	W 27	24

## 1959 — 5-1

	Chi	Opp
A 15 Green Bay Packers	W 19	16
A 22 Philadelphia Eagles	W 24	21
A 29 Pittsburgh Steelers	W 54	17
S 5 Washington Redskins	W 52	14
S 11 New York Giants	W 18	6
S 19 Cleveland Browns	L 31	33

## 1960 — 3-2

	Chi	Opp
A 15 New York Giants	W 16	17
A 27 Green Bay Packers	L 7	35
S 3 Washington Redskins	W 17	0
S 10 Cleveland Browns	L 10	16
S 16 Pittsburgh Steelers	W 21	10

## 1961 — 4-2

	Chi	Opp
A 5 Montreal Alouettes	W 34	16
A 12 Philadelphia Eagles	L 10	38
A 19 Washington Redskins	W 29	13
A 26 Green Bay Packers	L 14	24
S 2 Minnesota Vikings	W 30	7
S 8 Pittsburgh Steelers	W 24	21

**1962 — 0-5**

	Chi	Opp
A 11 Pittsburgh Steelers	L	14 19
A 18 Philadelphia Eagles	L	14 28
A 25 Green Bay Packers	L	21 35
S 1 Washington Redskins	L	28 29
S 7 Cleveland Browns	L	24 28

**1963 — 3-2**

	Chi	Opp
A 10 New York Giants	W	17 7
A 15 Washington Redskins	W	28 26
A 24 Green Bay Packers	L	7 26
A 31 St. Louis Cardinals	L	14 17
S 7 Baltimore Colts	W	14 7

**1964 — 3-2**

	Chi	Opp
A 7 College All-Stars	W	28 17
A 14 Washington Redskins	W	14 13
A 22 Green Bay Packers	L	7 21
A 28 St. Louis Cardinals	L	3 7
S 7 Dallas Cowboys	W	21 6

**1965 — 2-3**

	Chi	Opp
A 12 Washington Redskins	W	31 30
A 21 Green Bay Packers	L	14 31
A 28 Los Angeles Rams	W	28 14
S 3 St. Louis Cardinals	L	3 25
S 11 Dallas Cowboys	L	21 34

**1966 — 3-1**

	Chi	Opp
A 6 Philadelphia Eagles	L	21 40
A 12 Green Bay Packers	W	13 10
A 20 Washington Redskins	W	21 10
S 2 St. Louis Cardinals	W	22 20

**1967 — 2-3**

	Chi	Opp
A 9 Washington Redskins	L	14 37
A 18 Green Bay Packers	L	0 18
A 23 Kansas City Chiefs	L	24 66
S 1 St. Louis Cardinals	W	42 14
S 9 Philadelphia Eagles	W	14 0

**1968 — 4-1**

	Chi	Opp
A 3 Dallas Cowboys	W	30 24
A 10 Baltimore Colts	L	0 10
A 19 Green Bay Packers	W	10 7
A 24 Washington Redskins	W	45 13
S 6 St. Louis Cardinals	W	19 17

**1969 — 3-3**

	Chi	Opp
A 2 Washington Redskins	L	7 13
A 9 Miami Dolphins	W	16 10
A 16 Green Bay Packers	W	19 9
A 22 Houston Oilers	L	17 19
A 30 Buffalo Bills	W	23 16
S 12 St. Louis Cardinals	L	31 37

**1970 — 1-4-1**

	Chi	Opp
A 8 Houston Oilers	W	23 13
A 15 Green Bay Packers	T	6 6
A 24 San Diego Chargers	L	9 14
A 29 St. Louis Cardinals	L	3 24
S 5 Denver Broncos	L	17 30
S 11 Minnesota Vikings	L	30 31

**1971 — 3-3**

	Chi	Opp
A 7 Green Bay Packers	W	2 0
A 14 Baltimore Colts	L	13 21
A 21 Minnesota Vikings	L	14 34
A 28 Cleveland Browns	W	20 19
S 4 Houston Oilers	L	17 37
S 12 Denver Broncos	W	33 17

**1972 — 1-4-1**

	Chi	Opp
A 5 Kansas City Chiefs	L	10 24
A 10 Houston Oilers	W	20 17
A 20 New England Patriots	L	17 27
A 27 Green Bay Packers	L	7 10
S 3 Buffalo Bills	T	24 24
S 9 St. Louis Cardinals	L	14 33

**1973 — 3-1-2**

	Chi	Opp
A 4 Green Bay Packers	T	13 13
A 11 Houston Oilers	W	34 7
A 18 Miami Dolphins	T	9 9
A 26 Buffalo Bills	W	13 10
S 1 St. Louis Cardinals	W	31 20
S 9 Washington Redskins	L	3 7

**1974 — 1-5**

	Chi	Opp
A 3 St. Louis Cardinals	L	7 10
A 12 Pittsburgh Steelers	L	21 50
A 17 Green Bay Packers	L	10 20
A 26 Baltimore Colts	W	20 16
A 31 Houston Oilers	L	20 37
S 9 Miami Dolphins	L	7 30

**1975 — 2-4**

	Chi	Opp
A 9 San Diego Chargers	W	22 0
A 16 Green Bay Packers	L	9 13
A 23 St. Louis Cardinals	W	14 13
A 30 Denver Broncos	L	0 13
S 6 Miami Dolphins	L	10 21
S 13 Houston Oilers	L	13 24

**1976 — 5-1**

	Chi	Opp
J 31 Denver Broncos	W	15 14
A 7 Seattle Seahawks	W	27 16
A 14 Baltimore Colts	W	25 14
A 21 St. Louis Cardinals	L	14 20
A 28 Tampa Bay Buccaneers	W	10 7
S 3 Washington Redskins	W	9 7



**1977 — 3-4**

	Chi	Opp
J 30 New York Jets	W 20	6
A 6 New Orleans Saints	L 14	20
A 13 Oakland Raiders	W 20	13
A 20 Houston Oilers	W 14	10
A 25 Cleveland Browns	L 7	14
S 2 St. Louis Cardinals	L 14	23
S 10 Cincinnati Bengals	L 6	24

**1978 — 0-4**

	Chi	Opp
A 5 Oakland Raiders	(S) L 13	14
A 12 St. Louis Cardinals	(S) L 14	26
A 19 Cincinnati Bengals	(CI) L 3	27
A 24 Seattle Seahawks	(SE) L 7	16

**1979 — 3-1**

	Chi	Opp
A 4 New York Jets	(S) W 27	14
A 11 New Orleans Saints	(NO) W 13	6
A 18 Cincinnati Bengals	(S) W 17	13
A 25 St. Louis Cardinals	(SL) L 7	10

**1980 — 1-3**

	Chi	Opp
A 10 New York Jets	(NJ) W 21	9
A 16 Cincinnati Bengals	(CI) L 3	21
A 23 Cleveland Browns	(S) L 31	33
A 30 St. Louis Cardinals	(S) L 13	21

**1981 — 2-2**

	Chi	Opp
A 8 New York Giants	(S) L 7	23
A 15 Kansas City Chiefs	(KC) L 0	13
A 22 Cincinnati Bengals	(S) W 24	21
A 29 St. Louis Cardinals	(SL) W 31	27

**1982 — 1-3**

	Chi	Opp
A 16 San Diego Chargers	(SD) L 27	28
A 21 Buffalo Bills	(BF) W 21	14
A 28 St. Louis Cardinals	(S) L 3	10
S 4 Baltimore Colts	(S) L 17	26

**1983 — 3-1**

	Chi	Opp
A 6 Buffalo Bills	(S) W 27	17
A 13 St. Louis Cardinals	(SL) L 24	27
A 20 Los Angeles Raiders	(LA) W 27	21
A 27 Kansas City Chiefs	(S) W 20	17

**1984 — 1-3**

	Chi	Opp
A 4 St. Louis Cardinals	(S) L 10	19
A 11 Green Bay Packers	(ML) L 10	17
A 18 Cincinnati Bengals	(S) L 17	25
A 26 Buffalo Bills	(I) W 38	7

**1985 — 1-3**

	Chi	Opp
A 9 St. Louis Cardinals	(SL) L 3	10
A 17 Indianapolis Colts	(S) L 13	24
A 26 *Dallas Cowboys	(DA) L 13	15
A 31 Buffalo Bills	(S) W 45	14

**1986 — 4-1**

	Chi	Opp
A 3 **Dallas Cowboys	(LN) W 17	6
A 9 Pittsburgh Steelers	(TR) W 33	13
A 16 Indianapolis Colts	(S) W 38	21
A 23 St. Louis Cardinals	(S) L 7	14
A 30 Buffalo Bills	(ND) W 31	17

**1987 — 3-1**

	Chi	Opp
A 16 Miami Dolphins	(JR) W 10	3
A 22 Pittsburgh Steelers	(S) W 50	14
A 31 *St. Louis Cardinals	(S) L 16	20
S 5 Los Angeles Raiders	(LA) W 20	17

**1988 — 1-3**

	Chi	Opp
A 6 Miami Dolphins	(S) W 20	17
A 14 **Minnesota Vikings	(SW) L 21	28
A 22 *Dallas Cowboys	(DA) L 9	17
A 26 Los Angeles Raiders	(S) L 22	37

**1989 — 2-2**

	Chi	Opp
A 14 *Miami Dolphins	(JR) W 28	20
A 19 San Diego Chargers	(S) L 7	24
A 27 Kansas City Chiefs	(S) L 17	22
S 2 Los Angeles Raiders	(LA) W 41	38

**1990 — 4-1**

	Chi	Opp
A 4 Cleveland Browns	(CN) W 13	0
A 11 Miami Dolphins	(S) W 10	6
A 18 Phoenix Cardinals	(TM) W 17	9
A 24 Los Angeles Raiders	(S) L 3	20
A 30 Buffalo Bills	(SC) W 35	7

**1991 — 2-3**

	Chi	Opp
J 26 Miami Dolphins	(JR) W 6	0
A 3 **San Francisco 49ers	(G) L 7	21
A 11 Phoenix Cardinals	(S) L 10	12
A 17 Los Angeles Raiders	(LA) L 10	13
A 24 Buffalo Bills	(S) W 30	13

**1992 — 1-3**

	Chi	Opp
A 10 *New Orleans Saints	(S) L 31	34
A 15 Phoenix Cardinals	(TM) L 17	20
A 23 Pittsburgh Steelers	(S) L 17	28
A 28 Dallas Cowboys	(TX) W 20	13

**1993 — 1-3**

	Chi	Opp
A 8 Philadelphia Eagles	(V) L 9	13
A 14 Phoenix Cardinals	(S) L 10	11
A 23 *New Orleans Saints	(NO) L 14	20
A 27 Dallas Cowboys	(S) W 23	21

**1994 — 4-0**

	Chi	Opp
A 5 Philadelphia Eagles	(S) W 12	6
A 13 Arizona Cardinals	(TM) W 16	0
A 22 *Kansas City Chiefs	(KC) W 21	18
A 27 New York Giants	(S) W 27	21

**1995 — 1-3**

	Chi	Opp
A 4 Carolina Panthers	(S) W 18	15
A 14 *Cleveland Browns	(CL) L 13	55
A 20 Arizona Cardinals	(S) L 16	17
A 24 Indianapolis Colts	(I) L 7	29

## 1996 — 1-3

		Chi	Opp
A 3	Carolina Panthers (C)	L	12 30
A 11	Miami Dolphins (S)	W	24 21
A 17	New Orleans Saints (NO)	L	21 31
A 22	# Kansas City Chiefs (S)	L	10 14

## 1997 — 2-3

		Chi	Opp
J 27	**Pittsburgh Steelers (DB)	L	17 30
A 2	Buffalo Bills (BF)	W	20 17 ot
A 10	Miami Dolphins (PP)	L	14 21
A 17	Arizona Cardinals (S)	W	22 10
A 22	New Orleans Saints (S)	L	7 13

## 1998 — 0-4

		Chi	Opp
A 8	Baltimore Ravens (BA)	L	14 19
A 14	Arizona Cardinals (TM)	L	24 27
A 21	Buffalo Bills (S)	L	9 17
A 28	New York Jets (S)	L	7 24

## 1999 — 2-2

		Chi	Opp
A 7	Indianapolis Colts (S)	W	9 6
A 13	Pittsburgh Steelers (TR)	L	23 30
A 21	St. Louis Rams (S)	W	38 24
A 28	Cleveland Browns (CB)	L	24 35

## 2000 — 2-2

		Chi	Opp
A 5	New York Giants (NJ)	W	20 8
A 12	Cleveland Browns (S)	W	19 6
A 19	Cincinnati Bengals (CI)	L	20 24
A 26	Tennessee Titans (S)	L	28 34

## 2001 — 1-3

		Chi	Opp
A 4	Cincinnati Bengals (S)	W	16 13 ot
A 11	Tennessee Titans (AD)	L	24 27
A 18	Kansas City Chiefs (KC)	L	9 10
A 25	Arizona Cardinals (S)	L	20 24

## 2002 — 1-3

		Chi	Opp
A 10	Denver Broncos (IL)	L	3 27
A 16	St. Louis Rams (AC)	W	19 17
A 23	Jacksonville Jaguars (IL)	L	16 24
A 29	Miami Dolphins (PP)	L	22 24

## 2003 — 1-3

		Chi	Opp
A 9	Indianapolis Colts (IL)	W	20 18
A 16	Denver Broncos (IL)	L	10 15
A 23	Arizona Cardinals (TM)	L	17 27
A 29	New England Patriots (CG)	L	23 38

## 2004 — 2-2

		Chi	Opp
A 12	St. Louis Rams (EJ)	W	13 10 ot
A 21	San Francisco 49ers (S)	W	20 13
A 27	New Orleans Saints (S)	L	13 17
S 3	Cleveland Browns (CB)	L	10 24

## 2005 — 3-2

		Chi	Opp
A 8	Miami Dolphins (CN)	W	27 24
A 12	St. Louis Rams (EJ)	L	13 17
A 20	Indianapolis Colts (I)	W	24 17
A 26	Buffalo Bills (S)	W	16 12
S 1	Cleveland Browns (S)	L	6 16

## 2006 — 2-2

		Chi	Opp
A 11	San Francisco 49ers (SF)	L	14 28
A 18	San Diego Chargers (S)	W	24 3
A 25	Arizona Cardinals (S)	L	16 23
A 31	Cleveland Browns (CB)	W	20 7

All-time Preseason Record: 216-152-8 (.585)

\* Indicates Monday Night Football

\*\* American Bowl game (overseas)

# Game terminated in 3rd quarter due to lightning.

† See page 384 for stadium codes.

## MOST-WATCHED TV PROGRAMS...EVER

Program	Date	Avg. Aud.	Rating
1. M*A*S*H Special CBS	2-28-83	50,150,000	60.2
2. Dallas CBS	11-21-80	41,470,000	53.3
3. Roots Pt. VIII ABC	1-30-77	36,380,000	51.1
4. Super Bowl XVI (San Francisco vs. Cincinnati) CBS	1-24-82	40,020,000	49.1
5. Super Bowl XVII (Washington vs. Miami) NBC	1-30-83	40,480,000	48.6
6. Winter Olympics-Wed CBS	2-23-94	45,690,000	48.5
7. Super Bowl XX (Chicago vs. New England) NBC	1-26-86	41,490,000	48.3

• A rating is the percentage of houses with televisions which are watching the program. The 48.3 for Super Bowl XX is the seventh-highest in TV history (fourth among sporting events: SBXVI, SBXVII, and the '94 Winter Olympic figure skating).

• The Bears' Super Bowl drew a 70 share, which means that 70% of all people watching TV were watching that game. The closest any program has come to a 70 since Super Bowl XX was in January, 1996 when Super Bowl XXX recorded a 68 share.



Date	Game	Winner	Loser	Chi-Opp	Site
12-17-33	NFL Championship	BEARS	NY Giants	23-21	Wrigley Field
12-9-34	NFL Championship	NY Giants	BEARS	13-30	Polo Grounds
12-12-37	NFL Championship	Washington	BEARS	21-28	Wrigley Field
12-8-40	NFL Championship	BEARS	Washington	73- 0	Griffith Stadium
12-14-41	Conf. Championship	BEARS	Green Bay	33-14	Wrigley Field
12-21-41	NFL Championship	BEARS	NY Giants	37- 9	Wrigley Field
12-13-42	NFL Championship	Washington	BEARS	6-14	Griffith Stadium
12-26-43	NFL Championship	BEARS	Washington	41-21	Wrigley Field
12-15-46	NFL Championship	BEARS	NY Giants	24-14	Polo Grounds
12-17-50	Conf. Championship	LA Rams	BEARS	14-24	LA Coliseum
12-30-56	NFL Championship	NY Giants	BEARS	7-47	Yankee Stadium
12-29-63	NFL Championship	BEARS	NY Giants	14-10	Wrigley Field
12-26-77	NFC Divisional	Dallas	BEARS	7-37	Texas Stadium
12-23-79	NFC Wild Card	Philadelphia	BEARS	17-27	Veterans Stadium
12-30-84	NFC Divisional	BEARS	Washington	23-19	RFK Memorial
1-6-85	Conf. Championship	San Francisco	BEARS	0-23	Candlestick Park
1-5-86	NFC Divisional	BEARS	NY Giants	21- 0	Soldier Field
1-12-86	Conf. Championship	BEARS	LA Rams	24- 0	Soldier Field
1-26-86	Super Bowl XX	BEARS	New England	46-10	Louisiana Superdome
1-3-87	NFC Divisional	Washington	BEARS	13-27	Soldier Field
1-10-88	NFC Divisional	Washington	BEARS	17-21	Soldier Field
12-31-88	NFC Divisional	BEARS	Philadelphia	20-12	Soldier Field
1-8-89	Conf. Championship	San Francisco	BEARS	3-28	Soldier Field
1-6-91	First Round	BEARS	New Orleans	16- 6	Soldier Field
1-13-91	NFC Divisional	NY Giants	BEARS	3-31	Giants Stadium
12-29-91	First Round	Dallas	BEARS	13-17	Soldier Field
1-1-95	First Round	BEARS	Minnesota	35-18	HHH Metrodome
1-7-95	NFC Divisional	San Francisco	BEARS	15-44	Candlestick Park
1-19-02	NFC Divisional	Philadelphia	BEARS	19-33	Soldier Field
1-15-06	NFC Divisional	Carolina	BEARS	21-29	Soldier Field
1-14-07	NFC Divisional	BEARS	Seattle	27-24 (ot)	Soldier Field
1-21-07	Conf. Championship	BEARS	New Orleans	39-14	Soldier Field
2-4-07	Super Bowl XLI	Indianapolis	BEARS	17-29	Dolphin Stadium

## BEARS IN THE PLAYOFFS

Bears vs.:	New Orleans	2-0 (1.000)
	Green Bay	1-0 (1.000)
	Minnesota	1-0 (1.000)
	New England	1-0 (1.000)
	Seattle	1-0 (1.000)
	NY Giants	5-3 (.625)
	LA Rams	1-1 (.500)
	Philadelphia	1-2 (.333)
	Washington	3-4 (.429)
	Dallas	0-2 (.000)
	San Francisco	0-3 (.000)
	Carolina	0-1 (.000)
	Indianapolis	0-1 (.000)

**Playoff record:** 16-17 (.485)

**Record at home:** 12-7 (.632)

**NFL Championship game record:** 7-5 (.583)

**NFC Central Division Championships:**

1984, 85, 86, 87, 88, 90, 2001

**NFC North Division Championships:**

2003, 05, 06

Wrigley Field

December 29, 1963

**1963 NFL Championship Chicago Bears 14, New York Giants 10**

Weather: 11 degrees; wind W 11 mph

Attendance: 45,801

	1	2	3	4	Final
Chicago Bears	7	0	7	0	14
N.Y. Giants	7	3	0	0	10

Team	Q	Play	NYG	CHI
NYG	1	Gifford 14-yard pass from Tittle (Chandler kick)	7	0
CHI	1	Wade 2-yard run (Jencks kick)	7	7
NYG	2	Chandler 13-yard field goal	10	7
CHI	3	Wade 1-yard run (Jencks kick)	10	14

**FINAL INDIVIDUAL STATISTICS****Chicago Bears**

RUSHING	NO	YDS	AVG	LG	TD
Bull	13	42	3.2	12	0
Wade	8	34	4.3	12	2
Galimore	7	12	1.7	7	0
Marconi	3	5	1.7	3	0

RECEIVING	NO	YDS	AVG	LG	TD
Marconi	3	64	21.3	34	0
Ditka	3	38	12.7	15	0
Morris	2	19	9.5	11	0
Coia	1	22	22.0	22	0
Bull	1	-5	-5.0	-5	0

INTERCEPTIONS	NO	YDS	AVG	LG	TD
L. Morris	1	61	61.0	61	0
O'Bradovich	1	10	10.0	10	0
McRae	1	0	0.0	0	0
Petitbon	1	0	0.0	0	0
Whitsell	1	0	0.0	0	0

PUNTING	NO	YDS	AVG	LG	IN20	TB
Green	7	286	40.9	48	3	0

PUNT RETURNS	NO	YDS	AVG	LG	TD
J. Morris	2	5	2.5	3	0
Taylor	1	0	0.0	0	0

KICKOFF RET.	NO	YDS	AVG	LG	TD
Martin	1	11	11.0	11	0
Bull	2	24	12.0	14	0

PASSING (CHI)	ATT	COMP	YDS	PCT	TD	INT	LG	SK/YDS
Wade	28	10	138	35.7	0	0	34	1/9

PASSING (NYG)	ATT	COMP	YDS	PCT	TD	INT	LG	SK/YDS
Tittle	29	11	147	37.9	1	5	36	1/7
Gripping	1	0	0	0.0	0	0	0	0/0

**New York Giants**

RUSHING	NO	YDS	AVG	LG	TD
Morrison	18	61	3.4	20	0
King	9	39	4.3	10	0
McElhenny	7	19	2.7	8	0
Webster	3	7	2.3	6	0
Tittle	1	2	2.0	2	0

RECEIVING	NO	YDS	AVG	LG	TD
Gifford	3	45	15.0	16	1
Morrison	3	18	6.0	11	0
Thomas	2	46	23.0	36	0
McElhenny	2	20	10.0	12	0
Webster	1	18	18.0	18	0

INTERCEPTIONS	NO	YDS	AVG	LG	TD
None					

PUNTING	NO	YDS	AVG	LG	IN20	TB
Chandler	4	173	43.3	52	2	0

PUNT RETURNS	NO	YDS	AVG	LG	TD
McElhenny	2	19	9.5	10	0
Dove	1	2	2.0	2	0

KICKOFF RET.	NO	YDS	AVG	LG	TD
Dove	2	50	25.0	26	0
McElhenny	1	47	47.0	47	0

TEAM STATISTICS	CHI	NYG
Total First Downs	14	20
By Rushing	6	12
By Passing	7	8
By Penalty	1	0
Third Down: Md/Att.	5/15	7/17
Third Down: Eff.	33%	50%
Total Net Yards	222	260
Total Offensive Plays	60	68
Average Per Play	3.7	3.8
Net Yards Rushing	93	112
Total Rushing Plays	31	37
Avg. Per Rush	3.0	3.0
Net Yards Passing	129	148
Sacked/Yards Lost	1/9	1/1
Gross Yards Passing	138	149
Att.-Comp.-Int.	28-10-0	30-11-1
Completion Pct.	35.7	36.7
Punts/Average	7/40.9	4/43.3
Penalties/Yards	4/30	4/35
Fumbles/Lost	2/2	2/2
Field Goals	28, 34	13, 34

Denotes Converted Field Goal

**Chicago Bears Starting Lineups**

LE	J. Farrington	LE	E. O'Bradovich
LT	H. Lee	LT	S. Jones
LG	T. Karras	RT	F. Williams
C	M. Pyle	RE	D. Atkins
RG	R. Davis	LLB	J. Fortunato
RT	B. Wetoska	MLB	B. George
RE	M. Ditka	RLB	L. Morris
QB	B. Wade	LHB	B. McRae
FL	J. Morris	RHB	D. Whitsell
HB	W. Galimore	LS	R. Petitbon
FB	J. Marconi	RS	R. Taylor

**New York Giants Starting Lineups**

LE	D. Shofner	LE	J. Katcavage
LT	R. Brown	LT	D. Modzelewski
LG	D. Dess	RT	J. LoVetere
C	G. Larson	RE	A. Robustelli
RG	B. Bolin	LLB	J. Hillebrand
RT	J. Stroud	MLB	S. Huff
RE	J. Walton	RLB	T. Scott
QB	Y.A. Tittle	LHB	E. Barnes
FL	F. Gifford	RHB	D. Lynch
HB	P. King	LS	D. Pesonien
FB	J. Morrison	RS	J. Patton



Texas Stadium

December 26, 1977

## 1977 NFC Divisional

## Dallas Cowboys 37, Chicago Bears 7

Weather: 46 degrees; wind S 12 mph

Attendance: 64,758

	1	2	3	4	Final
Chicago Bears	0	0	0	7	7
Dallas Cowboys	7	10	17	3	37

Team	Q	Play	DAL	CHI
DAL	1	Dennison 2-yard run (Herrera kick)	0	7
DAL	2	DuPree 28-yard pass from Staubach (Herrera kick)	0	14
DAL	2	Herrera 21-yard field goal	0	17
DAL	3	Dorsett 23-yard run (Herrera kick)	0	24
DAL	3	Herrera 31-yard field goal	0	27
DAL	3	Dorsett 7-yard run (Herrera kick)	0	34
DAL	4	Herrera 27-yard field goal	0	37
CHI	4	Schubert 34-yard pass from Avellini (Thomas kick)	7	37

## FINAL INDIVIDUAL STATISTICS

## Chicago Bears

RUSHING	NO	YDS	AVG	LG	TD
Payton	19	60	3.1	11	0
Harper	5	11	2.2	6	0
Earl	2	6	3.0	3	0
Avellini	1	4	4.0	4	0

RECEIVING	NO	YDS	AVG	LG	TD
Schubert	5	69	13.8	34	1
Payton	3	33	11.0	20	0
Scott	3	29	9.7	15	0
Latta	2	25	12.5	16	0
Earl	1	15	15.0	15	0
Harper	1	6	6.0	6	0

INTERCEPTIONS	NO	YDS	AVG	LG	TD
Livers	1	8	8.0	8	0

PUNTING	NO	YDS	AVG	LG	IN20	TB
Parsons	6	255	43.4	52	0	1

PUNT RETURNS	NO	YDS	AVG	LG	TD
Schubert	1	7	7.0	7	0

KICKOFF RET.	NO	YDS	AVG	LG	TD
Walterscheid	4	96	24.5	40	0
Payton	3	57	19.0	27	0
Musso	1	7	7.0	7	0

PASSING (CHI)	ATT	COMP	YDS	PCT	TD	INT	LG	SK/YDS
Avellini	25	15	177	60.0	1	4	34	3/34

PASSING (DAL)	ATT	COMP	YDS	PCT	TD	INT	LG	SK/YDS
Staubach	13	8	134	61.5	1	1	32	2/2
D. White	1	0	0	0.0	0	0	0	0/0

## Dallas Cowboys

RUSHING	NO	YDS	AVG	LG	TD
Dorsett	17	85	5.0	23	2
Newhouse	16	80	5.0	19	0
Dennison	8	40	5.0	11	1
Staubach	4	25	6.2	11	0
Brinson	3	3	1.0	3	0

RECEIVING	NO	YDS	AVG	LG	TD
D. Pearson	2	38	19.0	31	0
Dorsett	2	37	18.5	32	0
Dupree	1	28	28.0	28	1
Newhouse	1	13	13.0	13	0
Richards	1	12	12.0	12	0
Brinson	1	6	6.0	6	0

INTERCEPTIONS	NO	YDS	AVG	LG	TD
Waters	3	53	17.7	25	0
Lewis	1	23	23.0	23	0

PUNTING	NO	YDS	AVG	LG	IN20	TB
D. White	3	111	37.0	41	1	0

PUNT RETURNS	NO	YDS	AVG	LG	TD
Johnson	3	26	8.7	13	0
Hill	1	12	12.0	12	0

KICKOFF RET.	NO	YDS	AVG	LG	TD
Brinson	1	28	28.0	28	0
Johnson	1	16	16.0	16	0

TEAM STATISTICS	CHI	DAL
Total First Downs	15	20
By Rushing	4	13
By Passing	9	7
By Penalty	2	0
Third Down: Md/Att.	2/10	3/9
Third Down: Eff.	20%	33%
Total Net Yards	224	365
Total Offensive Plays	55	64
Average Per Play	4.0	5.7
Net Yards Rushing	81	233
Total Rushing Plays	27	48
Avg. Per Rush	3.0	4.8
Net Yards Passing	143	132
Sacked/Yards Lost	3/34	2/2
Gross Yards Passing	177	134
Att.-Comp.-Int.	25-15-4	14-8-1
Completion Pct.	60.0	57.1
Punts/Average	6/43.4	3/37.0
Penalties/Yards	4/43	3/35
Fumbles/Lost	3/3	2/2
Field Goals	21, 31, 27	

Denotes Converted Field Goal

## Chicago Bears Starting Lineups

WR B. Rather	LE M. Hartenstine
LT T. Albrecht	LT J. Osborne
LG N. Jackson	RT R. Rydalch
C D. Peiffer	RE B. Newsome
RG R. Sorey	LLB D. Buffone
RT D. Lick	MLB T. Hicks
TE G. Latta	RLB W. Bryant
WR J. Scott	LCB A. Ellis
QB B. Avellini	RCB V. Livers
RB R. Harper	SS G. Fencik
RB W. Payton	FS D. Plank

## Dallas Cowboys Starting Lineups

WR G. Richards	LE E. Jones
LT R. Neely	LT J. Pugh
LG H. Scott	RT R. White
C J. Fitzgerald	RE H. Martin
RG T. Rafferty	LLB T. Henderson
RT P. Donovan	MLB B. Breung
TE B. DuPree	RLB D.D. Lewis
WR D. Pearson	LCB B. Baines
QB R. Staubach	RCB A. Kyle
RB T. Dorsett	SS C. Waters
RB R. Newhouse	FS C. Harris

Veterans Stadium

December 23, 1979

## 1979 NFC Wildcard

## Philadelphia Eagles 27, Chicago Bears 17

Weather: 45 degrees; wind W 7 mph

Attendance: 70,756

	1	2	3	4	Final
Chicago Bears	7	10	0	0	17
Philadelphia Eagles	7	3	7	10	27

Team	Q	Play	CHI	PHI
PHI	1	Carmichael 17-yard pass from Jaworski (Franklin kick)	0	7
CHI	1	Payton 2-yard run (Thomas kick)	7	7
PHI	2	Franklin 29-yard field goal	7	10
CHI	2	Payton 1-yard run (Thomas kick)	14	10
CHI	2	Thomas 30-yard field goal	17	10
PHI	3	Carmichael 29-yard pass from Jaworski (Franklin kick)	17	17
PHI	4	Campfield 63-yard pass from Jaworski (Franklin kick)	17	24
PHI	4	Franklin 34-yard field goal	17	27

## FINAL INDIVIDUAL STATISTICS

## Chicago Bears

RUSHING	NO	YDS	AVG	LG	TD
Payton	16	67	4.2	12	2
Williams	10	23	2.3	12	0
McClendon	2	6	3.0	3	0
Phipps	1	3	3.0	3	0

RECEIVING	NO	YDS	AVG	LG	TD
Payton	3	52	17.3	31	0
Watts	3	42	14.0	19	0
Baschnagel	3	38	12.7	15	0
Latta	2	6	3.0	4	0
Williams	2	4	2.0	4	0

INTERCEPTIONS	NO	YDS	AVG	LG	TD
Ellis	1	25	25.0	25	0

PUNTING	NO	YDS	AVG	LG	IN20	TB
Parsons	6	234	39.0	47	1	0

PUNT RETURNS	NO	YDS	AVG	LG	TD
Walterscheid	0	0	0.0	0	0

KICKOFF RET.	NO	YDS	AVG	LG	TD
Walterscheid	3	66	22.0	24	0
Watts	2	31	15.5	22	0
Baschnagel	1	27	27.0	27	0

PASSING (CHI)	ATT	COMP	YDS	PCT	TD	INT	LG	SK/YDS
Phipps	30	13	142	43.3	0	2	31	1/0

PASSING (PHI)	ATT	COMP	YDS	PCT	TD	INT	LG	SK/YDS
Jaworski	23	12	204	52.2	3	1	63t	3/28

## Philadelphia Eagles

RUSHING	NO	YDS	AVG	LG	TD
Montgomery	26	87	3.4	12	0
Harris	8	33	4.1	16	0
Jaworski	3	19	6.3	20	0

RECEIVING	NO	YDS	AVG	LG	TD
Carmichael	6	111	18.5	29t	2
Campfield	2	70	35	63t	1
Montgomery	2	0	0.0	8	0
Harris	1	15	15.0	15	0
Smith	1	8	8.0	8	0

INTERCEPTIONS	NO	YDS	AVG	LG	TD
Howard	1	0	0.0	0	0
Edwards	1	5	5.0	5	0

PUNTING	NO	YDS	AVG	LG	IN20	TB
Runager	4	162	40.5	50	2	0

PUNT RETURNS	NO	YDS	AVG	LG	TD
Henry	4	51	12.8	34	0

KICKOFF RET.	NO	YDS	AVG	LG	TD
Henry	3	76	25.3	29	0

TEAM STATISTICS	CHI	PHI
Total First Downs	15	18
By Rushing	7	8
By Passing	7	8
By Penalty	1	2
Third Down: Md/Att.	4/14	5/13
Third Down: Eff.	29%	38%
Total Net Yards	241	315
Total Offensive Plays	60	63
Average Per Play	4.0	5.0
Net Yards Rushing	99	139
Total Rushing Plays	29	37
Avg. Per Rush	3.4	3.8
Net Yards Passing	142	176
Sacked/Yards Lost	1/0	3/28
Gross Yards Passing	142	204
Att.-Comp.-Int.	30-13-2	23-12-1
Completion Pct.	43.3	52.2
Punts/Average	6/39.0	4/40.5
Penalties/Yards	4/35	4/46
Fumbles/Lost	1/1	4/2
Field Goals	30, 50	29, 34

— Denotes Converted Field Goal

## Chicago Bears Starting Lineups

WR	R. Watts	LE	D. Hampton
LT	T. Albrecht	LT	J. Osborne
LG	N. Jackson	RT	A. Page
C	D. Neal	RE	M. Hartenstine
RG	R. Sorey	LLB	J. Muckensturm
RT	D. Lick	MLB	T. Hicks
TE	M. Cobb	RLB	G. Campbell
WR	B. Baschnagel	LCB	T. Schmidt
QB	M. Phipps	RCB	A. Ellis
HB	W. Payton	SS	G. Fencik
FB	D. Williams	FS	D. Plank

## Philadelphia Eagles Starting Lineups

WR	H. Carmichael	LE	C. Humphrey
LT	S. Walters	MG	C. Johnson
LG	W. Key	RE	C. Hairston
C	G. Morris	OLB	J. Bunting
RG	W. Peoples	LILB	J. Robinson
RT	J. Sisemore	RILB	F. LetMaster
TE	K. Kreple	OLB	R. Wilkes
WR	C. Smith	LCB	B. Howard
QB	R. Jaworski	RCB	H. Edwards
HB	W. Montgomery	SS	R. Logan
FB	L. Harris	FS	J. Schara



RFK Memorial

December 30, 1984

**1984 NFC Divisional Chicago Bears 23, Washington Redskins 19**

Weather: 57 degrees; wind N 12 mph

Attendance: 55,431

	1	2	3	4	Final
Chicago Bears	0	10	13	0	23
Washington Redskins	3	0	14	2	19

Team	Q	Play	CHI	WAS
WAS	1	Moseley 25-yard field goal	0	3
CHI	2	Thomas 34-yard field goal	3	3
CHI	2	Dunsmore 19-yard pass from Payton (Thomas kick)	10	3
CHI	3	Gault 75-yard pass from Fuller (kick failed)	16	3
WAS	3	Riggins 1-yard run (Moseley kick)	16	10
CHI	3	McKinnon 16-yard pass from Fuller (Thomas kick)	23	10
WAS	3	Riggins 1-yard run (Moseley kick)	23	17
WAS	4	Finzer takes safety	23	19

**FINAL INDIVIDUAL STATISTICS**

Chicago Bears						Washington Redskins							
RUSHING	NO	YDS	AVG	LG	TD	RUSHING	NO	YDS	AVG	LG	TD		
Payton	24	104	4.3	12	0	Riggins	21	50	2.4	8	2		
Suhey	7	7	1.0	6	0	Theismann	5	38	7.6	13	0		
Fuller	2	5	2.5	5	0	Washington	1	5	5.0	5	0		
C. Thomas	1	5	5.0	5	0								
Finzer	1	-7	-7.0	-7	0								
RECEIVING	NO	YDS	AVG	LG	TD	RECEIVING	NO	YDS	AVG	LG	TD		
McKinnon	4	72	18.0	36	1	Monk	10	122	12.2	35	0		
Gault	1	75	75.0	75	1	Muhammad	5	62	12.4	23	0		
Suhey	1	33	33.0	33	0	Didier	4	85	21.3	29	0		
Dunsmore	1	19	19.0	19	0	Washington	2	12	6.0	8	0		
C. Thomas	1	13	13.0	13	0	Warren	1	11	11.0	11	0		
Payton	1	12	12.0	12	0								
Moorehead	1	6	6.0	6	0								
INTERCEPTIONS	NO	YDS	AVG	LG	TD	INTERCEPTIONS	NO	YDS	AVG	LG	TD		
Richardson	1	0	0.0	0	0	None							
PUNTING	NO	YDS	AVG	LG	IN20	TB	PUNTING	NO	YDS	AVG	LG	IN20	TB
Finzer	5	197	39.4	45	3	0	Hayes	5	184	36.8	45	3	0
PUNT RETURNS	NO	YDS	AVG	LG	TD	PUNT RETURNS	NO	YDS	AVG	LG	TD		
Fisher	2	17	8.5	11	0	Nelms	3	29	9.7	20	0		
KICKOFF RET.	NO	YDS	AVG	LG	TD	KICKOFF RET.	NO	YDS	AVG	LG	TD		
Gault	3	74	24.6	29	0	Nelms	4	77	19.3	27	0		
						Kane	1	10	10.0	10	0		
						Griffin	1	0	0.0	0	0		
						Coleman	0	25	25.0	25	0		
PASSING (CHI)	ATT	COMP	YDS	PCT	TD	INT	LG	SK/YDS					
Fuller	15	9	211	60.0	2	0	75	5/34					
Payton	2	1	19	50.0	1	0	19	0/0					
PASSING (WAS)	ATT	COMP	YDS	PCT	TD	INT	LG	SK/YDS					
Theismann	42	22	292	52.4	0	1	35	7/49					

TEAM STATISTICS	CHI	WAS
Total First Downs	13	22
By Rushing	5	6
By Passing	7	14
By Penalty	1	2
Third Down: Md/Att.	3/13	6/16
Third Down: Eff.	23%	38%
Total Net Yards	310	336
Total Offensive Plays	57	76
Average Per Play	5.4	4.4
Net Yards Rushing	114	93
Total Rushing Plays	35	27
Avg. Per Rush	3.3	3.4
Net Yards Passing	196	243
Sacked/Yards Lost	5/34	7/49
Gross Yards Passing	230	292
Att.-Comp.-Int.	17-10-0	42-22-1
Completion Pct.	58.8	52.4
Punts/Average	5/39.4	5/36.8
Penalties/Yards	6/34	7/55
Fumbles/Lost	2/1	3/2
Field Goals	34	25, 41

Denotes Converted Field Goal

**Chicago Bears Starting Lineups**

WR W. Gault	LE M. Hartenstine
LT J. Covert	LT S. McMichael
LG M. Bortz	RT D. Hampton
C J. Hilgenberg	RE R. Dent
RG K. Becker	LLB O. Wilson
RT K. Van Horne	MLB M. Singletary
TE E. Moorehead	RLB A. Harris
WR D. McKinnon	LCB M. Richardson
QB S. Fuller	RCB T. Schmidt
FB M. Suhey	SS T. Bell
RB W. Payton	FS G. Fencik

**Washington Redskins Starting Lineups**

WR C. Muhammad	LE C. Mann
TE C. Didier	LT D. Butz
LT J. Jacoby	RT D. Grant
LG R. Grimm	RE D. Manley
C R. Dornalley	LLB M. Kaufman
RG K. Huff	MLB N. Oikewicz
RT M. May	RLB R. Milot
TE D. Warren	LCB D. Green
WR A. Monk	RCB V. Dean
QB J. Theismann	SS K. Coffey
RB J. Riggins	FS C. Jordan

Candlestick Park

January 6, 1985

**1984 NFC Championship San Francisco 49ers 23, Chicago Bears 0**

Weather: 52 degrees; wind light

Attendance: 61,040

	1	2	3	4	Final
Chicago Bears	0	0	0	0	0
San Francisco 49ers	3	3	7	10	23

Team	Q	Play	CHI	SF
SF	1	Wersching 21-yard field goal	0	3
SF	2	Wersching 22-yard field goal	0	6
SF	3	Tyler 10-yard run (Wersching kick)	0	13
SF	4	Solomon 10-yard pass from Montana (Wersching kick)	0	20
SF	4	Wersching 34-yard field goal	0	23

## FINAL INDIVIDUAL STATISTICS

## Chicago Bears

RUSHING	NO	YDS	AVG	LG	TD
Payton	22	92	4.2	20	0
Fuller	6	39	6.5	23	0
Suhey	3	16	5.3	15	0
C. Thomas	1	2	2.0	2	0

RECEIVING	NO	YDS	AVG	LG	TD
Suhey	4	11	2.8	7	0
McKinnon	3	48	16.0	21	0
Payton	3	11	3.7	5	0
Moorehead	2	14	7.0	8	0
Dunsmore	1	3	3.0	3	0

INTERCEPTIONS	NO	YDS	AVG	LG	TD
Fencik	2	5	2.5	5	0

PUNTING	NO	YDS	AVG	LG	IN20	TB
Finzer	7	302	43.1	55	1	0

PUNT RETURNS	NO	YDS	AVG	LG	TD
Fisher	2	12	6.0	9	0

KICKOFF RET.	NO	YDS	AVG	LG	TD
Gentry	3	49	16.3	18	0
Gault	1	18	18.0	18	0

PASSING (CHI)	ATT	COMP	YDS	PCT	TD	INT	LG	SK/YDS
Fuller	22	13	87	59.1	0	1	21	8/50
Payton	0	0	0	00.0	0	0	0	1/0

PASSING (SF)	ATT	COMP	YDS	PCT	TD	INT	LG	SK/YDS
Montana	34	18	233	52.9	1	2	38	3/8
Cavanaugh	1	1	3	100.0	0	0	3	0/0

## San Francisco 49ers

RUSHING	NO	YDS	AVG	LG	TD
Tyler	10	68	6.8	25	1
Craig	8	44	5.5	39	0
Montana	5	22	4.4	9	0
Harmon	3	18	6.0	14	0
Ring	2	5	2.5	3	0
Cavanaugh	1	2	2.0	2	0

RECEIVING	NO	YDS	AVG	LG	TD
Solomon	7	73	10.4	15	1
D. Clark	4	83	20.8	38	0
Wilson	2	25	12.5	14	0
Tyler	2	22	11.0	16	0
Francis	2	20	10.0	12	0
Nehemiah	1	10	10.0	10	0
Harmon	1	3	3.0	3	0

INTERCEPTIONS	NO	YDS	AVG	LG	TD
Hicks	1	0	0.0	0	0

PUNTING	NO	YDS	AVG	LG	IN20	TB
Runager	3	117	39.0	41	1	0

PUNT RETURNS	NO	YDS	AVG	LG	TD
McLemore	4	69	17.3	25	0

KICKOFF RET.	NO	YDS	AVG	LG	TD
Harmon	1	15	15.0	15	0

TEAM STATISTICS	CHI	SF
Total First Downs	13	25
By Rushing	9	9
By Passing	3	14
By Penalty	1	2
Third Down: Mdl/Att	5/16	4/11
Third Down: Eff.	31%	36%
Total Net Yards	186	387
Total Offensive Plays	63	67
Average Per Play	3.0	5.8
Net Yards Rushing	149	159
Total Rushing Plays	32	29
Avg. Per Rush	4.7	5.5
Net Yards Passing	37	228
Sacked/Yards Lost	9/50	3/8
Gross Yards Passing	87	236
Att.-Comp.-Int.	22-13-1	35-19-2
Completion Pct	59.1	54.3

Punts/Average	7/43.1	3/39.0
Penalties/Yards	7/50	3/20
Fumbles/Lost	1/0	1/0
Field Goals	41	21, 22

Denotes Converted Field Goal 34

## Chicago Bears Starting Lineups

WR	W. Gault	LE	M. Hartenstein
LT	J. Covert	LT	S. McMichael
LG	M. Bortz	RT	D. Hampton
C	J. Hilgenberg	RE	R. Dent
RG	K. Becker	LLB	D. Wilson
RT	K. Van Horne	MLB	M. Singletary
TE	E. Moorehead	RLB	A. Harris
WR	D. McKinnon	LCB	M. Richardson
QB	S. Fuller	RCB	L. Frazier
FB	M. Suhey	SS	T. Bell
TB	W. Payton	FS	G. Fencik

## San Francisco 49ers Starting Lineups

WR	D. Clark	LE	L. Pillers
LT	B. Pans	NT	M. Tuasosopo
LG	J. Ayers	RE	D. Board
C	F. Quillan	OLB	D. Bunz
RG	R. Cross	LILB	R. Ellison
RT	K. Fahrhorst	RILB	J. Reynolds
TE	R. Francis	OLB	K. Turner
WR	F. Solomon	LCB	R. Lott
QB	J. Montana	RCB	E. Wright
RB	W. Tyler	SS	C. Williamson
FB	R. Craig	FS	D. Hicks



Soldier Field

January 5, 1986

## 1985 NFC Divisional

## Chicago Bears 21, New York Giants 0

Weather: 14 degrees; wind W 13 mph

Attendance: 62,076

	1	2	3	4	Final
New York Giants	0	0	0	0	0
Chicago Bears	7	0	14	0	21

Team	Q	Play	NYG	CHI
CHI	1	Gayle 5-yard punt return (Butler kick)	0	7
CHI	3	McKinnon 23-yard pass from McMahon (Butler kick)	0	14
CHI	3	McKinnon 20-yard pass from McMahon (Butler kick)	0	21

## FINAL INDIVIDUAL STATISTICS

Chicago Bears						New York Giants							
RUSHING	NO	YDS	AVG	LG	TD	RUSHING	NO	YDS	AVG	LG	TD		
Payton	27	93	3.4	12	0	Morris	12	32	2.7	14	0		
Suhey	6	33	5.5	9	0	Galbreath	1	9	9.0	9	0		
McMahon	5	18	3.6	10	0	Williams	1	-9	-9.0	-9	0		
Thomas	4	11	2.8	5	0								
McKinnon	1	-7	-7.0	-7	0								
Gentry	1	-1	-1.0	-1	0								
RECEIVING	NO	YDS	AVG	LG	TD	RECEIVING	NO	YDS	AVG	LG	TD		
Gault	3	68	22.7	28	0	Bavaro	4	36	9.0	11	0		
McKinnon	3	52	17.3	23t	2	Adams	3	65	21.7	31	0		
Suhey	2	5	2.5	3	0	Carpenter	3	24	8.0	16	0		
Wrightman	1	46	46.0	46	0	B. Williams	1	33	33.0	33	0		
Gentry	1	41	41.0	41	0	McConkey	1	23	23.0	23	0		
Payton	1	4	4.0	4	0	Johnson	1	17	17.0	17	0		
						Galbreath	1	11	11.0	11	0		
INTERCEPTIONS	NO	YDS	AVG	LG	TD	INTERCEPTIONS	NO	YDS	AVG	LG	TD		
None						None							
PUNTING	NO	YDS	AVG	LG	IN20	TB	PUNTING	NO	YDS	AVG	LG	IN20	TB
Buford	6	224	37.3	51	1	1	Landeta	9	343	38.1	63	3	0
PUNT RETURNS	NO	YDS	AVG	LG	TD	PUNT RETURNS	NO	YDS	AVG	LG	TD		
Ortego	5	22	4.4	9	0	McConkey	2	9	4.5	5	0		
Gayle	1	5	5.0	5t	1								
KICKOFF RET.	NO	YDS	AVG	LG	TD	KICKOFF RET.	NO	YDS	AVG	LG	TD		
Gault	1	21	21.0	21	0	Rouson	2	58	29.0	42	0		
						Hasselbeck	1	20	20.0	20	0		
						Galbreath	1	17	17.0	17	0		
PASSING (CHI)	ATT	COMP	YDS	PCT	TD	INT	LG	SK/YDS					
McMahon	21	11	216	52.4	2	0	46	0/0					
PASSING (NYG)	ATT	COMP	YDS	PCT	TD	INT	LG	SK/YDS					
Simms	35	14	209	40.0	0	0	33	6/60					

TEAM STATISTICS	CHI	NYG
Total First Downs	17	10
By Rushing	9	1
By Passing	8	8
By Penalty	0	1
Third Down: Md/Att	7/16	0/12
Third Down: Eff.	44%	0%
Total Net Yards	363	181
Total Offensive Plays	66	55
Average Per Play	5.6	3.3
Net Yards Rushing	147	32
Total Rushing Plays	44	14
Avg. Per Rush	3.3	2.3
Net Yards Passing	216	149
Sacked/Yards Lost	0/0	6/60
Gross Yards Passing	216	209
Att.-Comp.-Int.	21-11-0	35-14-0
Completion Pct.	52.4	40.0
Punts/Average	6/37.3	9/38.1
Penalties/Yards	2/20	4/25
Fumbles/Lost	0/0	3/1
Field Goals	26, 49, 38	19

Denotes Converted Field Goal

## Chicago Bears Starting Lineups

WR	W. Gault	LE	D. Hampton
LT	J. Covert	LT	S. McMichael
LG	M. Bortz	RT	W. Perry
C	J. Hilgenberg	RE	R. Dent
RG	T. Thayer	LLB	O. Wilson
RT	K. Van Horne	MLB	M. Singletary
TE	E. Moorehead	RLB	W. Marshall
WR	D. McKinnon	LCB	M. Richardson
QB	J. McMahon	RCB	L. Frazier
FB	M. Suhey	SS	D. Duerson
RB	W. Payton	FS	G. Fencik

## New York Giants Starting Lineups

WR	B. Johnson	LE	C. McGiff
LT	B. Benson	NT	J. Burt
LG	B. Ard	RE	L. Marshall
C	B. Oates	OLB	B. Hunt
RG	C. Godfrey	LILB	G. Reasons
RT	K. Nelson	RILB	H. Carson
TE	M. Bavaro	OLB	L. Taylor
WR	L. Manuel	LCB	E. Patterson
QB	P. Simms	RCB	P. Williams
RB	J. Morris	SS	K. Hill
RB	R. Carpenter	FS	T. Kinard

Soldier Field

January 12, 1986

**1985 NFC Championship Chicago Bears 24, Los Angeles Rams 0**

Weather: 39 degrees; wind W 23 mph

Attendance: 63,522

	1	2	3	4	Final
L.A. Rams	0	0	0	0	0
Chicago Bears	10	0	7	7	24

Team	Q	Play	LA	CHI
CHI	1	McMahon 16-yard run (Butler kick)	0	7
CHI	1	Butler 34-yard field goal	0	10
CHI	3	Gault 22-yard pass from McMahon (Butler kick)	0	17
CHI	4	Marshall 52-yard fumble return (Butler kick)	0	24

**FINAL INDIVIDUAL STATISTICS****Chicago Bears**

RUSHING	NO	YDS	AVG	LG	TD
Payton	18	32	1.8	8	0
Suhey	6	23	3.8	9	0
McMahon	4	28	7.0	16t	1
Thomas	3	-1	-0.3	1	0
Gentry	2	9	4.5	7	0

RECEIVING	NO	YDS	AVG	LG	TD
Payton	7	48	6.9	19	0
Gault	4	56	14.0	22t	1
Moorehead	2	28	14.0	20	0
McKinnon	1	11	17.0	17	0
Wrightman	1	8	8.0	8	0
Suhey	1	7	7.0	7	0

INTERCEPTIONS	NO	YDS	AVG	LG	TD
Frazier	1	-3	-3.0	-3	0

PUNTING	NO	YDS	AVG	LG	IN20	TB
Buford	10	363	36.3	55	2	0

PUNT RETURNS	NO	YDS	AVG	LG	TD
Ortego	4	21	5.3	8	0
Phillips	1	0	0.0	0	0

KICKOFF RET.	NO	YDS	AVG	LG	TD
Gentry	1	22	22.0	22	0

PASSING (CHI)	ATT	COMP	YDS	PCT	TD	INT	LG	SK/YDS
McMahon	25	16	164	64.0	1	0	22t	3/23

PASSING (LA)	ATT	COMP	YDS	PCT	TD	INT	LG	SK/YDS
Brock	31	10	66	32.3	0	1	15	3/22

**Los Angeles Rams**

RUSHING	NO	YDS	AVG	LG	TD
Dickerson	17	46	2.7	9	0
Redden	9	40	4.4	12	0

RECEIVING	NO	YDS	AVG	LG	TD
Hunter	3	29	9.7	15	0
Dickerson	3	10	3.3	7	0
Brown	2	14	7.0	11	0
Duckworth	1	8	8.0	8	0
Ellard	1	5	5.0	5	0

INTERCEPTIONS	NO	YDS	AVG	LG	TD
None					

PUNTING	NO	YDS	AVG	LG	IN20	TB
Hatcher	11	431	39.2	51	3	0

PUNT RETURNS	NO	YDS	AVG	LG	TD
Johnson	2	6	3.0	3	0
Ellard	1	6	6.0	6	0
Irvin	1	4	4.0	4	0

KICKOFF RET.	NO	YDS	AVG	LG	TD
Brown	3	63	21.0	45	0
Redden	1	13	13.0	13	0

TEAM STATISTICS	CHI	LA
Total First Downs	13	9
By Rushing	5	5
By Passing	8	3
By Penalty	0	1
Third Down: Md/Att	4/16	2/14
Third Down: Eff	25%	14%
Total Net Yards	232	130
Total Offensive Plays	61	60
Average Per Play	3.8	2.2
Net Yards Rushing	91	85
Total Rushing Plays	33	26
Avg. Per Rush	2.8	3.3
Net Yards Passing	141	44
Sacked/Yards Lost	3/23	3/22
Gross Yards Passing	164	66
Att.-Comp.-Int.	25-16-0	31-10-1
Completion Pct	64.0	32.3
Punts/Average	10/36.3	11/39.2
Penalties/Yards	6/48	4/25
Fumbles/Lost	3/1	4/2
Field Goals	34	

— Denotes Converted Field Goal

**Chicago Bears Starting Lineups**

WR	W. Gault	LE	D. Hampton
LT	J. Covert	RT	S. McMichael
LG	M. Bortz	LT	W. Perry
C	J. Hilgenberg	RE	R. Dent
RG	T. Thayer	LLB	O. Wilson
RT	K. Van Horne	MLB	M. Singletary
TE	E. Moorehead	RLB	W. Marshall
WR	D. McKinnon	LCB	M. Richardson
QB	J. McMahon	RCB	L. Frazier
FB	M. Suhey	SS	D. Duerson
RB	W. Payton	FS	G. Fencik

**Los Angeles Rams Starting Lineups**

WR	H. Ellard	LE	D. Reed
LT	I. Pankey	NT	C. DeJurnett
LG	K. Hill	RE	R. Doss
C	T. Slaton	OLB	M. Owens
RG	D. Harrah	LILB	C. Eckern
RT	J. Slater	RLB	J. Collins
TE	D. Hill	OLB	M. Wilcher
WR	R. Brown	LCB	G. Green
QB	D. Brock	RCB	L. Irvin
RB	B. Redden	SS	N. Cromwell
RB	E. Dickerson	FS	J. Johnson



Louisiana Superdome

January 26, 1986

**1985 Super Bowl XX Chicago Bears 46, New England Patriots 10**

Weather: Indoors

Attendance: 73,818

		1	2	3	4	Final
Chicago Bears		13	10	21	2	46
New England Patriots		3	0	0	7	10

Team	Q	Play	CHI	NE
CHI	1	Franklin 36-yard field goal	0	3
CHI	1	Butler 28-yard field goal	3	3
CHI	1	Butler 24-yard field goal	6	3
CHI	1	Suhey 11-yard run (Butler kick)	13	3
CHI	2	McMahon 2-yard run (Butler kick)	20	3
CHI	2	Butler 24-yard field goal	23	3
CHI	3	McMahon 1-yard run (Butler kick)	30	3
CHI	3	Phillips 28-yard interception return (Butler kick)	37	3
CHI	3	Perry 1-yard run (Butler kick)	44	3
CHI	4	Fryar 8-yard pass from Grogan (Franklin kick)	44	10
CHI	4	Safety. Grogan tackled by Waechter in end zone	46	10

## FINAL INDIVIDUAL STATISTICS

## Chicago Bears

RUSHING	NO	YDS	AVG	LG	TD
Payton	22	61	2.8	7	0
Suhey	11	52	4.7	11	1
McMahon	5	14	2.8	7	2
Sanders	4	15	3.8	10	0
Gentry	3	15	5.0	8	0
Thomas	2	8	4.0	7	0
Perry	1	1	1.0	1	1
Fuller	1	1	1.0	1	0

RECEIVING	NO	YDS	AVG	LG	TD
Gault	4	129	32.3	60	0
Gentry	2	41	20.5	27	0
Margenrum	2	36	18.0	29	0
Moorehead	2	22	11.0	14	0
Suhey	1	24	24.0	24	0
Thomas	1	4	4.0	4	0

INTERCEPTIONS	NO	YDS	AVG	LG	TD
Morrissey	1	47	47.0	47	0
Phillips	1	28	28.0	28	1

PUNTING	NO	YDS	AVG	LG	IN20	TB
Buford	4	173	43.3	52	1	1

PUNT RETURNS	NO	YDS	AVG	LG	TD
Ortego	2	20	10.0	12	0

KICKOFF RET.	NO	YDS	AVG	LG	TD
Gault	4	49	12.3	18	0

PASSING (CHI)	ATT	COMP	YDS	PCT	TD	INT	LG	SK/YDS
McMahon	20	12	256	60.0	0	0	60	1/3
Fuller	4	0	0	00.0	0	0	0	1/11
Perry	0	0	0	00.0	0	0	0	1/1

PASSING (NE)	ATT	COMP	YDS	PCT	TD	INT	LG	SK/YDS
Grogan	30	17	177	56.2	1	2	24	4/33
Eason	6	0	0	00.0	0	0	0	3/28

## New England Patriots

RUSHING	NO	YDS	AVG	LG	TD
C. James	5	1	0.2	3	0
Collins	3	4	1.3	3	0
Grogan	1	3	3.0	3	0
Weathers	1	3	3.0	3	0
Hawthorne	1	-4	-4.0	-4	0

RECEIVING	NO	YDS	AVG	LG	TD
Morgan	7	70	10.0	19	0
Starring	2	39	19.5	24	0
Fryar	2	24	12.0	16	1
Collins	2	19	9.5	11	0
Ramsey	2	16	8.0	11	0
C. James	1	6	6.0	6	0
Weathers	1	3	3.0	3	0

INTERCEPTIONS	NO	YDS	AVG	LG	TD
None					

PUNTING	NO	YDS	AVG	LG	IN20	TB
Camarillo	6	263	43.8	62	1	1

PUNT RETURNS	NO	YDS	AVG	LG	TD
Fryar	2	22	11.0	12	0

KICKOFF RET.	NO	YDS	AVG	LG	TD
Starring	7	153	21.9	36	0

TEAM STATISTICS	CHI	NE
Total First Downs	23	12
By Rushing	13	1
By Passing	9	10
By Penalty	1	1
Third Down: Md/Att.	7/14	1/10
Third Down: Eff.	50%	10%
Total Net Yards	408	123
Total Offensive Plays	76	54
Average Per Play	5.4	2.3
Net Yards Rushing	167	7
Total Rushing Plays	49	11
Avg. Per Rush	3.4	0.6
Net Yards Passing	241	116
Sacked/Yards Lost	3/15	7/61
Gross Yards Passing	256	177
Att.-Comp.-Int.	24-12-0	36-17-2
Completion Pct.	50.0	47.2
Punts/Average	4/43.3	6/43.8
Penalties/Yards	7/40	5/35
Fumbles/Lost	3/2	4/4
Field Goals	28, 24, 24	36

— Denotes Converted Field Goal

## Chicago Bears Starting Lineups

WR	W. Gault	LE	D. Hampton
LT	J. Covert	LT	S. McMichael
LG	M. Bortz	RT	W. Perry
C	J. Hilgenberg	RE	R. Dent
RG	T. Thayer	LLB	O. Wilson
RT	K. Van Hone	MLB	M. Singletary
TE	E. Moorehead	RLB	W. Marshall
WR	D. McKinnon	LCB	M. Richardson
QB	J. McMahon	RCB	L. Frazier
FB	M. Suhey	SS	D. Duerson
RB	W. Payton	FS	G. Fencik

## New England Patriots Starting Lineups

WR	S. Morgan	LE	G. Varis
LT	B. Holloway	NT	L. Williams
LG	J. Hannah	RE	J. Adams
C	P. Brock	OLB	A. Tippet
RG	R. Wooten	LILB	S. Nelson
RT	S. Moore	RILB	L. McGrew
TE	L. Dawson	OLB	D. Blackmon
WR	S. Starring	LCB	R. Lippett
QB	T. Eason	RCB	R. Clayborn
RB	T. Collins	SS	R. James
FB	C. James	FS	F. Marion

Soldier Field

January 3, 1987

**1986 NFC Divisional Washington Redskins 27, Chicago Bears 13**

Weather: 35 degrees; wind NW 6 mph

Attendance: 65,141

	1	2	3	4	Final
Washington Redskins	7	0	7	13	27
Chicago Bears	0	13	0	0	13

Team	Q	Play	WAS	CHI
WAS	1	Monk 28-yard pass from Schroeder (Atkinson kick)	7	0
CHI	2	Gault 50-yard pass from Flutie (Butler kick)	7	7
CHI	2	Butler 23-yard field goal	7	10
CHI	2	Butler 41-yard field goal	7	13
WAS	3	Monk 23-yard pass from Schroeder (Atkinson kick)	14	13
WAS	4	Rogers 1-yard run (Atkinson kick)	21	13
WAS	4	Atkinson 35-yard field goal	24	13
WAS	4	Atkinson 25-yard field goal	27	13

**FINAL INDIVIDUAL STATISTICS****Chicago Bears**

RUSHING	NO	YDS	AVG	LG	TD
Payton	14	38	2.7	9	0
Suhey	4	14	3.5	5	0
Thomas	3	18	6.0	13	0
Flutie	2	12	6.0	11	0
Anderson	1	11	11.0	11	0

RECEIVING	NO	YDS	AVG	LG	TD
Gault	5	82	16.4	50t	1
Ortego	2	36	18.0	27	0
Wrightman	2	16	8.0	9	0
Suhey	1	2	2.0	2	0
Payton	1	-2	-2.0	-2	0

INTERCEPTIONS	NO	YDS	AVG	LG	TD
Richardson	1	43	43.0	43	0

PUNTING	NO	YDS	AVG	LG	IN20	TB
Buford	5	203	40.6	49	0	0

PUNT RETURNS	NO	YDS	AVG	LG	TD
Barnes	5	27	5.4	23	0

KICKOFF RET.	NO	YDS	AVG	LG	TD
Gentry	3	127	42.3	60	0
Thomas	2	15	7.5	11	0
Anderson	1	17	17.0	17	0

PASSING (CHI)	ATT	COMP	YDS	PCT	TD	INT	LG	SK/YDS
Flutie	31	11	134	35.5	1	2	50t	1/7

PASSING (WAS)	ATT	COMP	YDS	PCT	TD	INT	LG	SK/YDS
Schroeder	32	15	184	46.9	2	1	28t	2/16

**Washington Redskins**

RUSHING	NO	YDS	AVG	LG	TD
Rogers	28	72	2.6	9	1
Bryant	8	46	5.8	12	0
Schroeder	3	16	5.3	11	0

RECEIVING	NO	YDS	AVG	LG	TD
Monk	5	81	16.2	28t	2
Clark	5	37	7.4	13	0
Bryant	4	61	15.3	24	0
Warren	1	5	5.0	5	0

INTERCEPTIONS	NO	YDS	AVG	LG	TD
Green	1	17	17.0	17	0
Dean	1	16	16.0	16	0

PUNTING	NO	YDS	AVG	LG	IN20	TB
Cox	7	275	39.3	54	1	0

PUNT RETURNS	NO	YDS	AVG	LG	TD
Yarber	3	22	7.3	8	0

KICKOFF RET.	NO	YDS	AVG	LG	TD
Garnier	3	71	23.7	36	0

TEAM STATISTICS	CHI	WAS
Total First Downs	14	20
By Rushing	8	12
By Passing	5	8
By Penalty	1	0
Third Down: Md/Att.	1/11	6/11
Third Down: Eff.	9%	31%
Total Net Yards	220	315
Total Offensive Plays	56	60
Average Per Play	3.9	5.3
Net Yards Rushing	93	121
Total Rushing Plays	24	36
Avg. Per Rush	3.9	3.4
Net Yards Passing	127	194
Sacked/Yards Lost	1/7	2/20
Gross Yards Passing	134	214
Att.-Comp.-Int.	31-11-2	32-11-2
Completion Pct.	35.5	40.0
Punts/Average	5/40.6	7/33.6
Penalties/Yards	4/42	8/65
Fumbles/Lost	3/2	2/0
Field Goals	23, 41	35, 2

— Denotes Converted Field Goal

**Chicago Bears Starting Lineups**

WR	W. Gault	LE	D. Hampton
LT	J. Covert	LT	S. McMichael
LG	M. Bortz	RT	W. Perry
C	J. Hilgenberg	RE	R. Dent
RG	T. Thayer	LLB	O. Wilson
RT	K. Van Horne	MLB	M. Singletary
TE	E. Moorehead	RLB	W. Marshall
WR	K. Ortego	LCB	M. Richardson
QB	D. Flutie	RCB	V. Jackson
FB	M. Suhey	SS	D. Duerson
RB	W. Payton	FS	G. Fencik

**Washington Redskins Starting Lineups**

WR	A. Monk	LE	C. Mann
TE	D. Warren	LT	D. Butz
LT	J. Jacoby	RT	D. Grant
LG	R. Grimm	RE	D. Manley
C	J. Bostic	LLB	C. Daniels
RG	R. Thielemann	MLB	N. Olkewicz
RT	M. May	RLB	R. Milot
TE	C. Didier	LCB	D. Green
WR	G. Clark	RCB	V. Dean
QB	J. Schroeder	SS	A. Walton
RB	G. Rogers	FS	C. Jordan



Soldier Field

January 10, 1988

**1987 NFC Divisional Washington Redskins 21, Chicago Bears 17**

Weather: 4 degrees; wind SW 12 mph

Attendance: 58,153

	1	2	3	4	Final
Washington Redskins	0	14	7	0	21
Chicago Bears	7	7	3	0	17

Team	Q	Play	WAS	CHI
CHI	1	Thomas 2-yard run (Butler kick)	0	7
CHI	2	Morris 14-yard pass from McMahon (Butler kick)	0	14
WAS	2	Rogers 3-yard run (Haji-Shiekh kick)	7	14
WAS	2	Didier 18-yard pass from Williams (Haji-Shiekh kick)	14	14
WAS	3	Green 52-yard punt return (Haji-Shiekh kick)	21	14
CHI	3	Butler 25-yard field goal	21	17

## FINAL INDIVIDUAL STATISTICS

Chicago Bears						Washington Redskins							
RUSHING	NO	YDS	AVG	LG	TD	RUSHING	NO	YDS	AVG	LG	TD		
Payton	18	85	4.7	16	0	Smith	16	66	4.1	13	0		
White	4	8	2.0	5	0	Rogers	6	13	2.2	4	1		
Branch	2	5	2.5	3	0	Bryant	3	8	2.7	6	0		
McMahon	2	5	2.5	5	0	Williams	2	-1	-0.5	-1	0		
Sanders	2	4	2.0	3	0	Clark	1	-6	-6.0	-6	0		
Thomas	2	3	1.5	2	1	Schroeder	1	-8	-8.0	-8	0		
RECEIVING	NO	YDS	AVG	LG	TD	RECEIVING	NO	YDS	AVG	LG	TD		
Branch	3	43	14.3	24	0	Sanders	6	92	15.3	32	0		
Payton	3	20	6.7	9	0	Clark	4	56	14.0	21	0		
ISO	3	19	6.3	10	0	Didier	2	32	16.0	18	1		
Morris	2	47	23.5	33	1	Warren	1	16	16.0	16	0		
Gault	1	44	44.0	44	0	Rogers	1	11	11.0	11	0		
McKinnon	1	16	16.0	16	0								
White	1	6	6.0	6	0								
Sanders	1	2	2.0	2	0								
INTERCEPTIONS	NO	YDS	AVG	LG	TD	INTERCEPTIONS	NO	YDS	AVG	LG	TD		
Richardson	1	0	0.0	0	0	Davis	1	23	23.0	23	0		
						Wilburn	1	0	0.0	0	0		
						Woodbury	1	0	0.0	0	0		
PUNTING	NO	YDS	AVG	LG	IN20	TB	PUNTING	NO	YDS	AVG	LG	IN20	TB
Armhardt	4	145	36.3	44	0	0	Cox	4	169	42.3	46	1	1
PUNT RETURNS	NO	YDS	AVG	LG	TD	PUNT RETURNS	NO	YDS	AVG	LG	TD		
McKinnon	2	12	6.0	13	0	Yarber	2	13	6.5	8	0		
						Green	1	52	52.0	52	1		
KICKOFF RET.	NO	YDS	AVG	LG	TD	KICKOFF RET.	NO	YDS	AVG	LG	TD		
Gault	1	29	29.0	29	0	Sanders	2	25	12.5	13	0		
						Smith	1	19	19.0	19	0		
						Branch	1	12	12.0	12	0		

PASSING (CHI)	ATT	COMP	YDS	PCT	TD	INT	LG	SK/YDS
McMahon	29	15	197	51.7	1	3	44	5/27

PASSING (WAS)	ATT	COMP	YDS	PCT	TD	INT	LG	SK/YDS
Williams	29	14	207	48.3	1	1	32	1/7

TEAM STATISTICS	CHI	WAS
Total First Downs	15	17
By Rushing	8	4
By Passing	7	11
By Penalty	0	2
Third Down: Md/Att.	4/13	7/14
Third Down: Eff.	31%	50%
Total Net Yards	280	272
Total Offensive Plays	64	59
Average Per Play	4.6	4.6
Net Yards Rushing	110	72
Total Rushing Plays	30	29
Avg. Per Rush	3.7	2.5
Net Yards Passing	170	200
Sacked/Yards Lost	5/27	1/7
Gross Yards Passing	197	207
Att.-Comp.-Int.	29-15-3	29-14-1
Completion Pct.	51.7	48.3
Punts/Average	4/36.3	4/42.3
Penalties/Yards	5/50	3/20
Fumbles/Lost	1/0	1/0
Field Goals	48, 25	

— Denotes Converted Field Goal

## Chicago Bears Starting Lineups

WR	W. Gault	LE	A. Harris
LT	J. Covert	RT	S. McMichael
LG	M. Bortz	LT	D. Hampton
C	J. Hilgenberg	RE	R. Dent
RG	T. Thayer	LLB	R. Rivera
RT	K. Van Horne	MLB	M. Singletary
TE	E. Moorehead	RLB	W. Marshall
WR	R. Morris	LCB	M. Douglass
QB	J. McMahon	RCB	V. Jackson
FB	M. Suhey	SS	D. Duerson
RB	W. Payton	FS	G. Fencik

## Washington Redskins Starting Lineups

WR	A. Jones	LE	C. Mann
TE	D. Warren	LT	D. Butz
LT	J. Jacoby	RT	D. Grant
LG	R. McKenzie	RE	D. Manley
C	J. Bostic	LLB	M. Kaufman
RG	R. Thieleman	MLB	N. Olkewicz
RT	M. May	RLB	M. Coleman
TE	C. Didier	LCB	D. Green
WR	G. Clark	RCB	B. Wilburn
QB	D. Williams	SS	A. Walton
RB	G. Rogers	FS	T. Bowles

Soldier Field

December 31, 1998

## 1988 NFC Divisional

## Chicago Bears 20, Philadelphia Eagles 12

Weather: 29 degrees; wind SW 5 mph

Attendance: 65,534

		1	2	3	4	Final
Philadelphia Eagles		3	6	3	0	12
Chicago Bears		7	10	0	3	20

Team	Q	Play	PHI	CHI
CHI	1	McKinnon 64-yard pass from Tomczak (Butler kick)	0	7
PHI	1	Zendejas 42-yard field goal	3	7
PHI	2	Zendejas 29-yard field goal	6	7
CHI	2	Anderson 4-yard run (Butler kick)	6	14
CHI	2	Butler 46-yard field goal	6	17
PHI	2	Zendejas 30-yard field goal	9	17
PHI	3	Zendejas 35-yard field goal	12	17
CHI	4	Butler 27-yard field goal	12	20

## FINAL INDIVIDUAL STATISTICS

Chicago Bears						Philadelphia Eagles											
RUSHING	NO	YDS	AVG	LG	TD	RUSHING	NO	YDS	AVG	LG	TD						
Anderson	14	54	3.9	23	1	Byars	7	34	4.9	13	0						
Sanders	8	94	11.8	58	0	Toney	5	3	0.6	3	0						
Muster	6	12	2.0	6	0	Cunningham	3	12	4.0	11	0						
Gentry	1	6	6.0	6	0	Haddix	1	3	3.0	3	0						
Suhey	1	0	0.0	0	0												
Tomczak	1	0	0.0	0	0												
McMahon	2	-2	-1.0	0	0												
RECEIVING	NO	YDS	AVG	LG	TD	RECEIVING	NO	YDS	AVG	LG	TD						
McKinnon	4	108	27.0	64	1	Byars	9	103	11.4	24	0						
Boso	2	16	8.0	9	0	Jackson	7	142	20.3	65	0						
Gentry	2	9	4.5	7	0	Quick	5	82	16.4	23	0						
Morris	1	27	27.0	27	0	Haddix	2	23	11.5	13	0						
Davis	1	11	11.0	11	0	Toney	2	9	4.5	7	0						
Sanders	1	8	8.0	8	0	Johnson	1	31	31.0	31	0						
Anderson	1	6	6.0	6	0	Carter	1	17	17.0	17	0						
INTERCEPTIONS	NO	YDS	AVG	LG	TD	INTERCEPTIONS	NO	YDS	AVG	LG	TD						
Jackson	1	51	51.0	51	0	Hoage	1	12	12.0	12	0						
Douglass	1	47	47.0	47	0	Joyner	1	8	8.0	8	0						
Pruitt	1	0	0.0	0	0	Bell	1	4	4.0	4	0						
PUNTING	NO	YDS	AVG	LG	IN20	TB	PUNTING	NO	YDS	AVG	LG	IN20	TB				
Wagner	2	86	43.0	46	0	0	Teitschik	4	130	32.5	36	3	0				
PUNT RETURNS	NO	YDS	AVG	LG	TD	PUNT RETURNS	NO	YDS	AVG	LG	TD						
McKinnon	1	0	0.0	0	0	Garity	1	3	3.0	3	0						
KICKOFF RET.	NO	YDS	AVG	LG	TD	KICKOFF RET.	NO	YDS	AVG	LG	TD						
Gentry	4	63	15.8	23	0	Jenkins	5	101	20.2	25	0						
Kozlowski	1	23	23.0	23	0												
PASSING (CHI)	ATT	COMP	YDS	PCT	TD	INT	LG	SK/YDS	PASSING (PHI)	ATT	COMP	YDS	PCT	TD	INT	LG	SK/YDS
Tomczak	20	10	172	50.0	1	3	64	0/0	Cunningham	54	27	407	50.0	0	3	65	4/29
McMahon	3	2	13	66.7	0	0	7	1/8	Carter	1	0	0	0.0	0	0	0	0/0

TEAM STATISTICS		CHI	PHI
Total First Downs		14	10
By Rushing		8	3
By Passing		6	7
By Penalty		0	0
Third Down: Md/Att	4/13	3/10	
Third Down: Eff.	31%	27%	
Total Net Yards		341	400
Net Offensive Plays		57	57
Average Per Play		6.0	6.9
Net Yards Rushing		164	136
Total Rushing Plays		33	33
Avg. Per Rush		5.0	4.1
Net Yards Passing		177	264
Sacked/Yards Lost	1/8	4/24	
Gross Yards Passing		185	400
Att.-Comp.-Int.	23-12-3	55-27-4	
Completion Pct.		52.2	49.1
Punts/Average	2/43.0	4/32.0	
Penalties/Yards	1/5	7/70	
Fumbles/Lost	1/1	0/0	
Field Goals	51, 46, 33, 27	43, 39, 34, 29, 30	

Denotes Converted Field Goal

## Chicago Bears Starting Lineups

WR	D. Gentry	LE	A. Harris
LT	J. Covert	LT	S. McMichael
LG	M. Bortz	RT	D. Hampton
C	J. Hilgenberg	RE	S. Smith
RG	T. Thayer	LLB	R. Rivera
RT	K. Van Home	MLB	M. Singletary
TE	J. Thornton	RLB	J. Morrissey
WR	D. McKinnon	LCB	M. Richards
QB	M. Tomczak	RCB	V. Jackson
FB	M. Suhey	SS	D. Duerson
RB	N. Anderson	FS	M. Douglass

## Philadelphia Eagles Starting Lineups

WR	M. Quick	LE	R. White
LT	M. Darwin	LT	M. Pitts
LG	D. Alexander	RT	J. Brown
C	D. Rimington	RE	C. Simmons
RG	R. Baker	LLB	S. Joyner
RT	R. Heller	MLB	M. Reichenbach
TE	K. Jackson	RLB	T. Bell
WR	C. Carter	LCB	R. Young
QB	R. Cunningham	RCB	E. Allen
FB	A. Toney	SS	A. Waters
RB	K. Byars	FS	W. Hopkins



Soldier Field

January 8, 1989

**1988 NFC Championship San Francisco 49ers 28, Chicago Bears 3**

Weather: 17 degrees; wind W 29 mph

Attendance: 64,830

	1	2	3	4	Final
San Francisco 49ers	7	7	7	7	28
Chicago Bears	0	3	0	0	3

am	Q	Play	SF	CHI
1		Rice 61-yard pass from Montana (Cofer kick)	7	0
2		Rice 27-yard pass from Montana (Cofer kick)	14	0
CHI	2	Butler 25-yard field goal	14	3
3		Frank 5-yard pass from Montana (Cofer kick)	21	3
4		Rathman 4-yard run (Cofer kick)	28	3

## FINAL INDIVIDUAL STATISTICS

Chicago Bears						San Francisco 49ers					
RUSHING	NO	YDS	AVG	LG	TD	RUSHING	NO	YDS	AVG	LG	TD
Anderson	14	59	4.2	16	0	Craig	18	68	3.8	11	0
Warders	7	22	3.1	14	0	Rathman	10	36	3.6	12	1
Mahon	1	9	9.0	9	0	Montana	3	12	4.0	7	0
Hey	1	3	3.0	3	0	Flagler	3	7	2.3	6	0
Wester	1	2	2.0	2	0	Sydney	2	12	6.0	8	0
Kinnon	1	-4	-4.0	-4	0	Rice	1	3	3.0	3	0

RECEIVING						RECEIVING					
NO	YDS	AVG	LG	TD		NO	YDS	AVG	LG	TD	
Anderson	5	31	6.2	13	0	Rice	5	133	26.6	61	2
Wornton	4	52	13.0	18	0	Rathman	5	51	10.2	22	0
Kinnon	4	32	8.0	13	0	Taylor	3	51	17.0	32	0
Warris	2	25	12.5	25	0	Craig	2	33	16.5	23	0
Hey	2	8	4.0	4	0	Frank	2	20	10.0	15	1
Warders	1	12	12.0	12	0						
Wester	1	9	9.0	9	0						
Wentry	1	7	7.0	7	0						

INTERCEPTIONS	NO	YDS	AVG	LG	TD	INTERCEPTIONS	NO	YDS	AVG	LG	TD
Whe						Fuller	1	0	0.0	0	0

PUNTING	NO	YDS	AVG	LG	IN20	TB	PUNTING	NO	YDS	AVG	LG	IN20	TB
Wagner	7	220	31.4	48	2	0	Helton	6	207	34.5	55	2	1

PUNT RETURNS	NO	YDS	AVG	LG	TD	PUNT RETURNS	NO	YDS	AVG	LG	TD
Kinnon	1	1	1.0	1	0	McElhenry	2	19	9.5	10	0

KICKOFF RET.	NO	YDS	AVG	LG	TD	KICKOFF RET.	NO	YDS	AVG	LG	TD
Warders	2	31	15.5	19	0	Dove	2	50	25.0	26	0
Wester	1	21	21.0	21	0	McElhenry	1	47	47.0	47	0
Wentry	1	19	19.0	19	0						
Wnson	1	18	18.0	18	0						

MISSING (CHI)	ATT	COMP	YDS	PCT	TD	INT	LG	SK/YDS
Mahon	29	14	121	48.3	0	1	18	0/0
Wiczak	12	6	55	50.0	0	0	13	0/0

MISSING (SF)	ATT	COMP	YDS	PCT	TD	INT	LG	SK/YDS
Wntana	27	17	288	63.0	3	0	61	2/20

TEAM STATISTICS	CHI	SF
Total First Downs	15	21
By Rushing	8	9
By Passing	7	12
By Penalty	0	0
Third Down: Mdl/Att.	4/14	9/15
Third Down: Eff.	29%	60%
Total Net Yards	267	406
Total Offensive Plays	66	66
Average Per Play	4.0	6.2
Net Yards Rushing	91	138
Total Rushing Plays	25	37
Avg. Per Rush	3.6	3.7
Net Yards Passing	176	268
Sacked/Yards Lost	0/0	2/20
Gross Yards Passing	176	288
Att.-Comp.-Int.	41-20-1	27-17-0
Completion Pct.	48.8	63.0
Punts/Average	7/31.4	6/34.5
Penalties/Yards	3/35	0/0
Fumbles/Lost	2/1	1/1
Field Goals	25	

— Denotes Converted Field Goal

## Chicago Bears Starting Lineups

WR	D. Gentry	LE	A. Harris
LT	J. Covert	LT	S. McMichael
LG	M. Bortz	RT	D. Hampton
C	J. Hilgenberg	RE	S. Smith
RG	T. Thayer	LLB	R. Rivera
RT	K. Van Horne	MLB	M. Singletary
TE	J. Thornton	RLB	J. Morrissey
WR	D. McKinnon	LCB	M. Richardson
QB	J. McMahon	RCB	V. Jackson
FB	M. Suhey	SS	D. Duerson
RB	N. Anderson	FS	M. Douglass

## San Francisco 49ers Starting Lineups

SE	J. Taylor	LE	L. Roberts
LT	S. Wallace	NT	M. Carter
LG	J. Sapolu	RE	K. Fagan
C	R. Cross	OLB	C. Haley
RG	G. McIntyre	LILB	J. Fahnhorst
RT	H. Barton	RILB	M. Walter
TE	J. Frank	OLB	K. Turner
FL	J. Rice	LCB	T. McKyer
QB	J. Montana	RCB	D. Griffin
RB	R. Craig	SS	J. Fuller
TE	B. Jones	FS	R. Lott

Soldier Field

January 6, 1991

## 1990 NFC First Round

## Chicago Bears 16, New Orleans Saints 6

Weather: 30 degrees; wind N 13 mph

Attendance: 60,767

	1	2	3	4	Final
New Orleans Saints	0	3	0	3	6
Chicago Bears	3	7	3	3	16

Team	Q	Play	NO	CHI
CHI	1	Butler 19-yard field goal	0	3
CHI	2	Thornton 18-yard pass from Tomczak	0	10
NO	2	Andersen 47-yard field goal	3	10
CHI	3	Butler 22-yard field goal	3	13
NO	4	Andersen 38-yard field goal	6	13
CHI	4	Butler 21-yard field goal	6	16

## FINAL INDIVIDUAL STATISTICS

Chicago Bears						New Orleans Saints							
RUSHING						RUSHING							
	NO	YDS	AVG	LG	TD		NO	YDS	AVG	LG	TD		
Anderson	27	102	3.8	13	0	Fenerty	8	29	3.6	14	0		
Muster	12	71	5.9	28	0	Hilliard	4	13	3.3	9	0		
Tomczak	2	8	4.0	10	0	Heyward	4	10	2.5	6	0		
Green	2	8	4.0	5	0	Fourcade	2	13	6.5	9	0		
RECEIVING						RECEIVING							
	NO	YDS	AVG	LG	TD		NO	YDS	AVG	LG	TD		
Anderson	4	42	10.5	31	0	Fenerty	4	22	5.5	9	0		
Thornton	2	43	21.5	25	1	Martin	2	47	23.5	36	0		
Gentry	2	41	20.5	38	0	Scales	1	31	31.0	31	0		
Morris	2	28	14.0	22	0	Tice	1	19	19.0	19	0		
Muster	2	21	10.5	11	0	Brenner	1	17	17.0	17	0		
Davis	1	13	13.0	13	0	Perriman	1	11	11.0	11	0		
						Turner	1	6	6.0	6	0		
INTERCEPTIONS						INTERCEPTIONS							
	NO	YDS	AVG	LG	TD		NO	YDS	AVG	LG	TD		
Gayle	1	27	27.0	27	0	None							
Mangum	1	9	9.0	9	0								
Carrier	1	0	0.0	0	0								
PUNTING						PUNTING							
	NO	YDS	AVG	LG	IN20	TB		NO	YDS	AVG	LG	IN20	TB
Buford	2	55	27.5	36	0	0	Barnhardt	3	90	30.0	38	0	0
PUNT RETURNS						PUNT RETURNS							
	NO	YDS	AVG	LG	TD		NO	YDS	AVG	LG	TD		
Bailey	1	13	13.0	13	0	Buck	1	2	2.0	2	0		
Jackson	1	0	0.0	0	0								
KICKOFF RET.						KICKOFF RET.							
	NO	YDS	AVG	LG	TD		NO	YDS	AVG	LG	TD		
Gentry	1	39	39.0	39	0	Fenerty	2	33	16.5	18	0		
						Hilliard	1	21	21.0	21	0		
						Jordan	1	17	17.0	17	0		
						Heyward	1	14	14.0	14	0		

PASSING (CHI)									
	ATT	COMP	YDS	PCT	TD	INT	LG	SK/YDS	
Tomczak	25	12	166	48.0	1	0	38	2/12	
Anderson	1	1	22	100.0	0	0	22	0/0	

PASSING (NO)									
	ATT	COMP	YDS	PCT	TD	INT	LG	SK/YDS	
Fourcade	18	5	79	27.8	0	2	31	1/16	
Walsh	16	6	74	37.5	0	1	36	1/9	

TEAM STATISTICS		CHI	NO
Total First Downs		18	15
By Rushing		9	1
By Passing		8	3
By Penalty		1	1
Third Down: Mdl/Att.	5/16	2/12	
Third Down: Eff.	31%	15%	
Total Net Yards		365	195
Total Offensive Plays		71	57
Average Per Play		5.1	3.4
Net Yards Rushing		189	60
Total Rushing Plays		43	19
Avg. Per Rush		4.4	3.2
Net Yards Passing		176	125
Sacked/Yards Lost	2/12	2/22	
Gross Yards Passing		188	151
Att.-Comp.-Int.	26-13-0	34-11-1	
Completion Pct.		50.0	32.1
Punts/Average		2/27.5	3/30.0
Penalties/Yards		7/57	21/151
Fumbles/Lost		2/1	1/0
Field Goals		19, 22, 36, 21	41, 41, 41, 41

— Denotes Converted Field Goal 42.3

## Chicago Bears Starting Lineups

WR	W. Davis	LE	T. Armstrong
LT	J. Covert	LT	W. Perry
LG	M. Bortz	RT	S. McMichael
C	J. Hilgenberg	RE	R. Dent
RG	T. Thayer	LLB	R. Rivera
RT	K. Van Horn	MLB	M. Singletary
TE	J. Thornton	RLB	J. Morrissey
WR	R. Morris	LCB	D. Woolford
QB	M. Tomczak	RCB	V. Jackson
FB	B. Muster	SS	S. Gayle
RB	N. Anderson	FS	M. Carner

## New Orleans Saints Starting Lineups

WR	E. Martin	LE	R. Turnbull
LT	K. Haverdink	LT	R. Goff
LG	J. Dombrowski	RE	J. Wilks
C	J. Hilgenberg	OLB	R. Jackson
RG	S. Trapilo	ILB	S. Mills
RT	S. Brock	ILB	V. Johnson
TE	H. Brenner	OLB	P. Swilling
WR	B. Perriman	LCB	R. Massey
QB	S. Walsh	RCB	T. Cook
HB	R. Mayes	SS	B. Maxie
RB	C. Heyward	FS	G. Atkins



Giants Stadium

January 13, 1991

## 1990 NFC Divisional

## New York Giants 31, Chicago Bears 3

Weather: 32 degrees; wind NW 13 mph

Attendance: 77,025

	1	2	3	4	Final
Chicago Bears	0	3	0	0	3
New York Giants	10	7	7	7	31

Team	Q	Play	CHI	NYG
CHI	1	Bahr 46-yard field goal	0	3
NYG	1	Baker 21-yard pass from Hostetler (Bahr kick)	0	10
CHI	2	Butler 33-yard field goal	3	10
NYG	2	Cross 5-yard pass from Hostetler (Bahr kick)	3	17
NYG	3	Hostetler 3-yard run (Bahr kick)	3	24
NYG	4	Carthon 1-yard run (Bahr kick)	3	31

## FINAL INDIVIDUAL STATISTICS

Chicago Bears						New York Giants							
RUSHING	NO	YDS	AVG	LG	TD	RUSHING	NO	YDS	AVG	LG	TD		
Anderson	12	19	1.6	9	0	Anderson	21	80	3.8	10	0		
Muster	4	8	2.0	3	0	Tillman	9	31	3.4	6	0		
						Carthon	8	19	2.4	5	1		
						Hostetler	6	43	7.2	11			
						Meggett	2	18	9.0	10	0		
						Hampton	2	3	1.5	3	0		
RECEIVING	NO	YDS	AVG	LG	TD	RECEIVING	NO	YDS	AVG	LG	TD		
Anderson	4	23	5.8	12	0	Baker	3	58	19.3	25	1		
Davis	3	76	25.3	37	0	Bavaro	3	25	8.3	11	0		
Thornton	3	28	9.3	18	0	Ingram	1	12	12.0	12	0		
Muster	3	21	7.0	20	0	Mrosko	1	6	6.0	6	0		
Henry	2	23	11.5	12	0	Anderson	1	6	6.0	6	0		
Morris	1	24	24.0	24	0	Cross	1	5	5.0	5	1		
Bozowski	1	10	10.0	10	0								
INTERCEPTIONS	NO	YDS	AVG	LG	TD	INTERCEPTIONS	NO	YDS	AVG	LG	TD		
One						Walls	1	37	37.0	37	0		
						Collins	1	11	11.0	11	0		
PUNTING	NO	YDS	AVG	LG	IN20	TB	PUNTING	NO	YDS	AVG	LG	IN20	TB
Buford	2	84	42.0	50	1	0	Landeta	3	122	40.7	51	0	0
PUNT RETURNS	NO	YDS	AVG	LG	TD	PUNT RETURNS	NO	YDS	AVG	LG	TD		
Malley	2	3	1.5	2	0	Meggett	1	13	13.0	13	0		
KICKOFF RET.	NO	YDS	AVG	LG	TD	KICKOFF RET.	NO	YDS	AVG	LG	TD		
Malley	2	61	30.5	44	0	Ingram	1	18	18.0	18	0		
Henry	2	42	21.0	29	0								
House	1	9	9.0	9	0								

PASSING (CHI)	ATT	COMP	YDS	PCT	TD	INT	LG	SK/YDS
Tomczak	36	17	205	47.2	0	2	37	0/0

PASSING (NYG)	ATT	COMP	YDS	PCT	TD	INT	LG	SK/YDS
Hostetler	17	10	112	58.8	2	0	25	3/18

TEAM STATISTICS	CHI	NYG
Total First Downs	11	23
By Rushing	0	16
By Passing	11	7
By Penalty	0	0
Third Down: Md/Att.	3/11	6/14
Third Down: Eff.	27%	43%
Total Net Yards	232	288
Total Offensive Plays	52	68
Average Per Play	4.5	4.2
Net Yards Rushing	27	194
Total Rushing Plays	16	48
Avg. Per Rush	1.7	4.0
Net Yards Passing	205	94
Sacked/Yards Lost	0/0	3/18
Gross Yards Passing	205	112
Att.-Comp.-Int.	36-17-2	17-10-0
Completion Pct.	47.2	58.8
Punts/Average	2/42.0	3/40.7
Penalties/Yards	4/30	2/15
Fumbles/Lost	0/0	1/1
Field Goals	33	46

— Denotes Converted Field Goal

## Chicago Bears Starting Lineups

WR	W. Davis	LLE	T. Armstrong
LT	J. Covert	RT	W. Perry
LG	M. Bortz	RT	S. McMichael
C	J. Hilgenberg	RE	R. Dent
RG	T. Thayer	LLB	R. Rivera
RT	K. Van Horne	MLB	M. Singletary
TE	J. Thornton	RLB	J. Morrissey
WR	R. Morris	LCB	D. Woolford
QB	M. Tomczak	RCB	V. Jackson
FB	B. Muster	SS	S. Gayle
RB	N. Anderson	FS	M. Carrier

## New York Giants Starting Lineups

WR	M. Ingram	LE	J. Washington
LT	J. Elliott	LT	M. Fox
LG	W. Roberts	RT	E. Howard
C	B. Oates	RE	L. Marshall
RG	E. Moore	LLB	C. Banks
RT	D. Riesenberger	MLB	P. Johnson
TE	M. Bavaro	RLB	L. Taylor
WR	S. Baker	LCB	M. Collins
QB	J. Hostetler	RCB	E. Walls
RB	O. Anderson	SS	G. Jackson
FB	M. Carthon	FS	M. Guyton

Soldier Field

December 29, 1991

## 1991 NFC First Round

## Dallas Cowboys 17, Chicago Bears 13

Weather: 35 degrees; wind NW 9 mph

Attendance: 62,594

	1	2	3	4	Final
Dallas Cowboys	10	0	7	0	17
Chicago Bears	0	3	3	7	13

Team	Q	Play	DAL	CHI
DAL	1	Willis 27-yard field goal	3	0
DAL	1	Smith 1-yard run (Willis kick)	10	0
CHI	2	Butler 19-yard field goal	10	3
CHI	3	Butler 43-yard field goal	10	6
DAL	3	Novacek 3-yard pass from Beuerlein (Willis kick)	17	6
CHI	4	Waddle 6-yard pass from Harbaugh (Butler kick)	17	13

## FINAL INDIVIDUAL STATISTICS

Chicago Bears						Dallas Cowboys							
RUSHING	NO	YDS	AVG	LG	TD	RUSHING	NO	YDS	AVG	LG	TD		
Anderson	13	34	2.6	15	0	Smith	26	105	4.0	18	1		
Lewis	9	65	7.2	11	0	Beuerlein	4	3	0.8	5	0		
Harbaugh	7	26	3.7	9	0								
Muster	5	25	5.0	9	0								
RECEIVING	NO	YDS	AVG	LG	TD	RECEIVING	NO	YDS	AVG	LG	TD		
Waddle	9	104	11.6	19	1	Irvin	4	83	20.8	25	0		
Davis	7	79	11.3	17	0	Harper	3	88	29.3	45	0		
Anderson	3	5	1.7	8	0	Johnston	1	6	6.0	6	0		
Lewis	2	18	9.0	11	0	Novacek	1	3	3.0	3t	1		
Rivera	1	15	15.0	15	0								
Thornton	1	12	12.0	12	0								
INTERCEPTIONS	NO	YDS	AVG	LG	TD	INTERCEPTIONS	NO	YDS	AVG	LG	TD		
None						Bates	1	7	7.0	7	0		
						Brown	1	0	0.0	0	0		
PUNTING	NO	YDS	AVG	LG	IN20	TB	PUNTING	NO	YDS	AVG	LG	IN20	TB
Blocked	1						Saxon	3	134	44.7	52	1	0
PUNT RETURNS	NO	YDS	AVG	LG	TD	PUNT RETURNS	NO	YDS	AVG	LG	TD		
Woolford	2	5	2.5	5	0	None							
KICKOFF RET.	NO	YDS	AVG	LG	TD	KICKOFF RET.	NO	YDS	AVG	LG	TD		
Lewis	3	44	14.7	26	0	Wright	1	18	18.0	18	0		
Green	1	15	15.0	15	0	Gant	1	16	16.0	16	0		
PASSING (CHI)	ATT	COMP	YDS	PCT	TD	INT	LG	SK/YDS					
Harbaugh	44	22	218	50.0	1	2	19	3/11					
Buford	1	1	15	100.0	0	0	15	0/0					
PASSING (DAL)	ATT	COMP	YDS	PCT	TD	INT	LG	SK/YDS					
Beuerlein	18	9	180	50.0	1	0	45	0/0					

TEAM STATISTICS		CHI	DAL
Total First Downs	26	1	4
By Rushing	12		
By Passing	14		
By Penalty	0		
Third Down: Md/Att.	10/17	3	4
Third Down: Eff.	59%	33	44
Total Net Yards	372	28	444
Total Offensive Plays	82	4	6
Average Per Play	4.5	6	7.4
Net Yards Rushing	150	10	18
Total Rushing Plays	34	3	4
Avg. Per Rush	4.4	3	4.5
Net Yards Passing	222	18	26
Sacked/Yards Lost	3/11	0	0
Gross Yards Passing	233	18	26
Att.-Comp.-Int.	45-23-2	18-9-1	26-10-0
Completion Pct.	51.1	50	55.6
Punts/Average	1/0.0	3/44	2/18
Penalties/Yards	4/16	2/1	2/1
Fumbles/Lost	1/1	2/3	0/0
Field Goals	19, 43	27, 3	4, 0

Denotes Converted Field Goal

## Chicago Bears Starting Lineups

WR	W. Davis	LE	T. Armstrong
LT	J. Wojciechowski	LT	S. McMichael
LG	M. Bortz	RT	W. Perry
C	J. Hilgenberg	RE	R. Dent
RG	T. Thayer	LLB	R. Rivera
RT	K. Van Horn	MLB	M. Singletary
TE	K. Jennings	RLB	J. Morrissey
WR	T. Waddle	LCB	D. Woolford
QB	J. Harbaugh	RCB	L. Stinson
FB	B. Muster	SS	S. Gayle
RB	N. Anderson	FS	M. Carrier

## Dallas Cowboys Starting Lineups

TE	R. Awtal	LE	T. Tolbert
LT	M. Tuinei	LT	T. Casillas
LG	K. Gogan	RT	R. Maryland
C	M. Stepanoski	RE	J. Jeffcoat
RG	J. Geseke	SLB	K. Norton
RT	N. Newton	MLB	J. Del Rio
TE	J. Novacek	WLB	V. Smith
TE	A. Roberts	LCB	I. Holt
WR	M. Irvin	RCB	L. Brown
QB	S. Beuerlein	SS	J. Washington
RB	E. Smith	FS	R. Horton



HHH Metrodome

January 1, 1995

**1994 NFC First Round Chicago Bears 35, Minnesota Vikings 18**

Weather: Indoors

Attendance: 60,347

	1	2	3	4	Final
Chicago Bears	0	14	7	14	35
Minnesota Vikings	3	6	3	6	18

Team	Q	Play	CHI	MIN
MIN	1	Reveiz 29-yard field goal	0	3
CHI	2	Tillman 1-yard run (Butler kick)	7	3
CHI	2	Jennings 9-yard pass from Walsh (Butler kick)	14	3
MIN	2	Carter 4-yard pass from Moon (Two-pt failed)	14	9
CHI	3	Harris 29-yard run (Butler kick)	21	9
MIN	3	Reveiz 48-yard field goal	21	12
CHI	4	Graham 21-yard pass from Walsh (Butler kick)	28	12
MIN	4	Lee 11-yard pass from Moon (Two-pt attempt failed)	28	18
CHI	4	Miniefield 48-yard fumble return (Butler kick)	35	18

## FINAL INDIVIDUAL STATISTICS

Chicago Bears						Minnesota Vikings					
RUSHING	NO	YDS	AVG	LG	TD	RUSHING	NO	YDS	AVG	LG	TD
Harris	13	67	5.2	29t	1	Allen	12	27	2.3	10	0
Tillman	11	19	1.7	8	1	Graham	4	13	3.3	9	0
Walsh	5	5	1.0	5	0	Moon	2	9	4.5	9	0
Graham	1	3	3.0	3	0	Smith	1	0	0.0	0	0
RECEIVING	NO	YDS	AVG	LG	TD	RECEIVING	NO	YDS	AVG	LG	TD
Graham	4	108	27.0	52	1	Lee	11	159	14.5	38	1
Conway	4	56	14.0	23	0	Carter	8	61	7.6	19	1
Harris	3	20	6.7	8	0	Jordan	4	35	8.8	16	0
Carter	1	16	16.0	16	0	Reed	3	39	13.0	18	0
Jennings	1	9	9.0	9t	1	Ismail	3	29	9.7	20	0
Tillman	1	7	7.0	7	0	Jordan	2	16	8.0	11	0
Green	1	5	5.0	5	0	Palmer	1	11	11.0	11	0
						Allen	1	1	1.0	1	0
INTERCEPTIONS	NO	YDS	AVG	LG	TD	INTERCEPTIONS	NO	YDS	AVG	LG	TD
Lincoln	1	12	12.0	12	0	Parker	1	10	10.0	10	0
Minter	1	7	7.0	7	0						

PUNTING	NO	YDS	AVG	LG	IN20	TB
Gardocki	3	116	38.7	45	1	0

PUNT RETURNS	NO	YDS	AVG	LG	TD
Graham	1	1	1.0	1	0

KICKOFF RET.	NO	YDS	AVG	LG	TD
Lewis	2	47	23.5	28	0
Green	1	18	18.0	18	0

PASSING (CHI)	ATT	COMP	YDS	PCT	TD	INT	LG	SK/YDS
Walsh	23	15	221	65.2	2	1	52	1/7

PASSING (MIN)	ATT	COMP	YDS	PCT	TD	INT	LG	SK/YDS
Moon	52	29	292	55.8	2	2	38	2/11
Salisbury	9	4	59	44.4	0	0	18	0/0

TEAM STATISTICS	CHI	MIN
Total First Downs	18	22
By Rushing	5	3
By Passing	11	18
By Penalty	2	1
Third Down: Md/Att:	5/11	11/20
Third Down: Eff:	45%	55%
Total Net Yards	308	389
Total Offensive Plays	54	82
Average Per Play	5.7	4.7
Net Yards Rushing	94	49
Total Rushing Plays	30	19
Avg. Per Rush	3.1	2.6
Net Yards Passing	214	340
Sacked/Yards Lost	1/7	2/11
Gross Yards Passing	221	351
Att.-Comp.-Int.	23-15-1	61-33-2
Completion Pct.	65.2	54.1
Punts/Average	3/38.7	4/32.8
Penalties/Yards	6/30	11/85
Fumbles/Lost	1/1	3/2
Field Goals	29	48

Denotes Converted Field Goal

## Chicago Bears Starting Lineups

WR J. Graham	LE T. Armstrong
LT A. Heck	LT C. Simpson
LG T. Perry	RT C. Zorich
C J. Fontenot	RE A. Spellman
RG J. Leeuwenburg	WLB J. Cain
RT J. Williams	MLB D. Jones
TE M. Cook	SLB V. Smith
WR C. Conway	LCB D. Woolford
QB S. Walsh	RCB M. Douglass
FB R. Harris	SS S. Gayle
RB L. Tillman	FS M. Carrier

## Minnesota Vikings Starting Lineups

TE S. Jordan	LE R. Harris
TE A. Jordan	LT H. Thomas
LT T. Steussie	RT J. Randle
LG R. McDaniel	RE J. Harris
C J. Christy	SLB C. Jenkins
RG B. Dafney	MLB J. Del Rio
RT C. Hinton	WLB E. McDaniel
TE J. Gerek	LCB A. Parker
WR C. Carter	RCB D. Washington
QB W. Moon	SS T. Scott
RB T. Allen	FS V. Glenn

Candlestick Park

January 7, 1995

## 1994 NFC Divisional

## San Francisco 49ers 44, Chicago Bears 15

Weather: 60 degrees; wind S 17 mph

Attendance: 64,644

	1	2	3	4	Final
Chicago Bears	3	0	0	12	15
San Francisco 49ers	7	23	7	7	44

Team	Q	Play	CHI	SF
CHI	1	Butler 39-yard field goal	3	0
SF	1	Floyd 2-yard run (Brien kick)	3	7
SF	2	Jones 8-yard pass from Young (kick failed)	3	13
SF	2	Floyd 4-yard run (Brien kick)	3	20
SF	2	Brien 36-yard field goal	3	23
SF	2	Young 6-yard run (Brien kick)	3	30
SF	3	Floyd 1-yard run (Brien kick)	3	37
CHI	4	Flanigan 2-yard pass from Kramer (2-pt try failed)	9	37
SF	4	Walker 1-yard run (Brien kick)	9	44
CHI	4	Tillman 1-yard run (2-pt try failed)	15	44

## FINAL INDIVIDUAL STATISTICS

## Chicago Bears

RUSHING	NO	YDS	AVG	LG	TD
Harris	8	26	3.3	11	0
Tillman	6	5	0.8	3	1
Green	2	8	4.0	5	0
Walsh	1	0	0.0	0	0
T. Carter	1	0	0.0	0	0

RECEIVING	NO	YDS	AVG	LG	TD
Green	5	43	8.6	22	0
Wetnight	5	39	7.8	19	0
Harris	5	24	4.8	10	0
Graham	4	33	8.3	13	0
Waddle	3	49	16.3	20	0
Conway	3	25	8.3	9	0
Jennings	2	20	10.0	14	0
Tillman	1	4	4.0	4	0
Flanigan	1	2	2.0	21	1

INTERCEPTIONS	NO	YDS	AVG	LG	TD
None					

PUNTING	NO	YDS	AVG	LG	IN20	TB
Gardocki	4	147	36.8	50	0	0

PUNT RETURNS	NO	YDS	AVG	LG	TD
Graham	0	0	0.0	0	0

KICKOFF RET.	NO	YDS	AVG	LG	TD
Lewis	5	125	25.0	32	0
Green	1	12	12.0	12	0

PASSING (CHI)	ATT	COMP	YDS	PCT	TD	INT	LG	SK/YDS
Kramer	28	19	161	67.9	1	0	20	4/31
Walsh	19	10	78	52.6	0	2	22	0/0

PASSING (SF)	ATT	COMP	YDS	PCT	TD	INT	LG	SK/YDS
Young	22	16	143	72.3	1	0	18	1/5
Grbac	4	2	47	50.0	0	0	44	0/0

## San Francisco 49ers

RUSHING	NO	YDS	AVG	LG	TD
Watters	11	55	5.0	15	0
Floyd	10	25	2.5	5	3
Young	5	32	6.4	7	1
Grbac	4	-5	-1.3	0	0
Carter	3	20	6.7	23	0
Walker	3	3	1.0	2	1
Taylor	1	15	15.0	15	0

RECEIVING	NO	YDS	AVG	LG	TD
Jones	5	26	5.2	11	1
Taylor	4	51	12.8	15	0
Rice	4	48	12.0	18	0
Watters	3	18	6.0	11	0
D. Carter	1	44	44.0	44	0
Popson	1	3	3.0	3	0

INTERCEPTIONS	NO	YDS	AVG	LG	TD
Hanks	1	31	31.0	31	0
Davis	1	0	0.0	0	0

PUNTING	NO	YDS	AVG	LG	IN20	TB
Wilmsmeyer	2	77	38.5	39	0	1

PUNT RETURNS	NO	YDS	AVG	LG	TD
D. Carter	2	6	3.0	6	0

KICKOFF RET.	NO	YDS	AVG	LG	TD
Walker	1	14	14.0	14	0
D. Carter	1	10	10.0	10	0

TEAM STATISTICS	CHI	SF
Total First Downs	20	27
By Rushing	4	13
By Passing	13	11
By Penalty	3	3
Third Down: Md/Att.	8/16	4/8
Third Down: Eff.	50%	44%
Total Net Yards	247	330
Total Offensive Plays	69	64
Average Per Play	3.6	5.2
Net Yards Rushing	39	144
Total Rushing Plays	18	37
Avg. Per Rush	2.2	3.9
Net Yards Passing	208	185
Sacked/Yards Lost	4/31	1/5
Gross Yards Passing	239	190
Att.-Comp.-Pct.	47-29-2	26-18-0
Completion Pct.	61.7	69.2
Punts/Average	4/36.8	2/38.5
Penalties/Yards	4/32	3/16
Fumbles/Lost	2/0	3/1
Field Goals	39	36

— Denotes Converted Field Goal

## Chicago Bears Starting Lineups

WR J. Graham	LE T. Armstrong
LT A. Heck	LT C. Simpson
LG T. Perry	RT C. Zorich
C J. Fontenot	RE A. Spellman
RG J. Leeuwenburg	WLB J. Cain
RT J. Williams	MLB D. Jones
TE K. Jennings	SLB V. Smith
WR C. Conway	LCB D. Woolford
QB S. Walsh	RCB J. Lincoln
FB R. Harris	SS S. Gayle
TE R. Wetnight	FS M. Carner

## San Francisco 49ers Starting Lineups

SE J. Taylor	LE D. Brown
LT S. Wallace	LT B. Young
LG J. Sapolu	RT D. Stubblefield
C B. Oates	RE R. Jackson
RG D. Deese	LLB L. Woodall
RT H. Barton	MLB G. Plummer
TE B. Jones	RLB K. Norton
FL J. Rice	LCB E. Davis
QB S. Young	RCB D. Sanders
RB R. Watters	SS T. McDonald
FB W. Floyd	FS M. Hanks



Soldier Field

January 19, 2002

## 2001 NFC Divisional

## Philadelphia Eagles 33, Chicago Bears 19

Weather: 31 degrees; wind W 8 mph

Attendance: 66,944

		1	2	3	4	Final		
Philadelphia Eagles		6	7	7	13	33		
Chicago Bears		0	7	7	5	19		
Team	Q	Play					PHI	CHI
PHI	1	Akers 34-yard field goal					3	0
PHI	1	Akers 23-yard field goal					6	0
PHI	2	Merritt 47-yard run (Edinger kick)					6	7
PHI	2	Martin 13-yard pass from McNabb (Akers kick)					13	7
PHI	3	Azumah 39-yard interception return (Edinger kick)					13	14
PHI	3	Staley 6-yard pass from McNabb (Akers kick)					20	14
PHI	4	Edinger 38-yard field goal					20	17
PHI	4	Akers 40-yard field goal					23	17
PHI	4	Akers 46-yard field goal					26	17
PHI	4	McNabb 5-yard run (Akers kick)					33	17
PHI	4	Safety; Landeta OB in end zone					33	19

## FINAL INDIVIDUAL STATISTICS

Chicago Bears

RUSHING						
	NO	YDS	AVG	LG	TD	
Thomas	15	36	2.4	6	0	
Johnson	3	7	2.3	3	0	
Allen	2	7	3.5	4	0	
Merritt	1	47	47.0	47	1	
White	1	15	15.0	15	0	
Matthews	1	-1	-1.0	-1	0	
RECEIVING						
	NO	YDS	AVG	LG	TD	
White	4	30	7.5	12	0	
Booker	2	18	9.0	14	0	
Terrell	2	18	9.0	11	0	
Thomas	1	11	11.0	11	0	
Allen	1	9	9.0	9	0	
Baxter	1	3	3.0	3	0	
INTERCEPTIONS						
	NO	YDS	AVG	LG	TD	
Azumah	1	39	39.0	39	1	
PUNTING						
	NO	YDS	AVG	LG	IN20	TD
Maynard	5	191	38.2	54	1	0
PUNT RETURNS						
	NO	YDS	AVG	LG	TD	
McQuarters	1	10	10.0	10	0	
Johnson	1	3	3.0	3	0	
KICKOFF RET.						
	NO	YDS	AVG	LG	TD	
Johnson	6	120	20.0	24	0	
Johnson	2	60	30.0	32	0	

Philadelphia Eagles

RUSHING						
	NO	YDS	AVG	LG	TD	
Staley	18	66	3.7	13	0	
McNabb	8	37	4.6	14	1	
Buckhalter	3	5	1.7	2	0	
Reader	1	-1	-1.0	-1	0	
Landeta	1	-20	-20.0	-20	0	
RECEIVING						
	NO	YDS	AVG	LG	TD	
Staley	7	54	7.7	14	1	
Thrash	5	73	14.6	43	0	
Lewis	3	32	10.7	14	0	
Martin	3	18	6.0	13	1	
Thomason	2	39	19.5	30	0	
Pinkston	2	19	9.5	13	0	
Mitchell	2	14	7.0	8	0	
Buckhalter	2	13	6.5	9	0	
INTERCEPTIONS						
	NO	YDS	AVG	LG	TD	
Moore	1	18	18.0	18	0	
Cook	1	15	15.0	15	0	
Emmons	1	0	0.0	0	0	
PUNTING						
	NO	YDS	AVG	LG	IN20	TD
Landeta	4	166	41.5	49	1	0
PUNT RETURNS						
	NO	YDS	AVG	LG	TD	
Mitchell	2	27	13.5	15	0	
KICKOFF RET.						
	NO	YDS	AVG	LG	TD	
Mitchell	4	84	21.0	30	0	

PASSING (CHI) ATT	COMP	YDS	PCT	TD	INT	LG	SK/YDS	RATING
Matthews	17	8	66	47.1	0	2	12	17.9
Miller	5	3	23	60.0	0	1	14	31.7
PASSING (PHI) ATT	COMP	YDS	PCT	TD	INT	LG	SK/YDS	RATING
McNabb	40	26	262	65.0	2	1	43	89.8

TEAM STATISTICS	CHI	PHI
Total First Downs	10	19
By Rushing	6	6
By Passing	2	13
By Penalty	2	0
Third Down: Md/Att.	5/14	4/15
Third Down: Eff.	36%	27%
Total Net Yards	184	336
Total Offensive Plays	47	73
Average Per Play	3.9	4.6
Net Yards Rushing	111	87
Total Rushing Plays	23	31
Avg. Per Rush	4.8	2.8
Net Yards Passing	73	249
Sacked/Yards Lost	2/16	2/13
Gross Yards Passing	89	262
Att.-Comp.-Int.	22-11-3	40-26-1
Completion Pct.	50.0	65.0
Punts/Average	5/38.2	4/41.5
Penalties/Yards	1/5	6/60
Fumbles/Lost	1/1	0/0
Field Goals	38	34, 23, 40, 46

Denotes Converted Field Goal

## Chicago Bears Starting Lineups

WR D. Terrell	LE B. Robinson
LT B. Brockmeyer	LT T. Washington
LG R. Tucker	RT K. Traylor
C O. Kreutz	RE P. Daniels
RG C. Villarrial	WLB W. Holdman
RT J. Williams	MLB B. Urlacher
TE F. Baxter	SLB R. Colvin
WR M. Booker	LCB R. McQuarters
QB J. Miller	RCB W. Harris
RB A. Thomas	SS T. Parrish
TE J. Davis	FS M. Brown

## Philadelphia Eagles Starting Lineups

WR T. Pinkston	LE B. Whiting
LT Tr. Thomas	LT C. Simon
LG J. Welbourn	RT P. Grasmanis
C H. Fraley	RE H. Douglas
RG J. Mayberry	WLB M. Caldwell
RT J. Runyan	MLB J. Trotter
TE C. Lewis	SLB C. Emmons
WR J. Thrash	LCB T. Vincent
QB D. McNabb	RCB B. Taylor
RB D. Staley	FS B. Dawkins
FB C. Martin	SS D. Moore

Soldier Field

January 15, 2006

## 2005 NFC Divisional

## Carolina Panthers 29, Chicago Bears 21

Weather: 40 degrees; wind SE 15 mph

Attendance: 62,209

	1	2	3	4	Final
Carolina Panthers	7	9	7	6	29
Chicago Bears	0	7	7	7	21

Team	Q	Play	CAR	CHI
CAR	1	Smith 58-pass from Delhomme (Kasay kick)	7	0
CAR	2	Kasay 20-yard field goal	10	0
CAR	2	Kasay 38-yard field goal	13	0
CHI	2	Peterson 1-run (Gould kick)	13	7
CAR	2	Kasay 37-yard field goal	16	7
CHI	3	Clark 1-yard pass from Grossman (Gould kick)	16	14
CAR	3	Smith 39-yard pass from Delhomme (Kasay kick)	23	14
CHI	4	McKie 3-yard run (Gould kick)	23	21
CAR	4	Mangum 1-yard pass from Delhomme (kick failed)	29	21

## FINAL INDIVIDUAL STATISTICS

## Chicago Bears

RUSHING	NO	YDS	AVG	LG	TD
Jones	20	80	4.0	24	0
Peterson	5	9	1.8	5	1
Grossman	1	5	5.0	5	0
McKie	1	3	3.0	3	1

RECEIVING	NO	YDS	AVG	LG	TD
Berrian	5	68	13.6	17	0
Muhammad	3	58	19.3	24	0
Jones	3	30	10.0	27	0
Gage	3	28	9.3	24	0
Clark	2	5	2.5	4	1
Peterson	1	3	3.0	3	0

INTERCEPTIONS	NO	YDS	AVG	LG	TD
Urlacher	1	20	20.0	20	0

PUNTING	NO	YDS	AVG	LG	IN20	TB
Maynard	7	246	35.1	54	0	0

PUNT RETURNS	NO	YDS	AVG	LG	TD
Vasher	2	1	0.5	6	0

KICKOFF RET.	NO	YDS	AVG	LG	TD
Davis	5	115	23.0	31	0
Peterson	1	17	17.0	17	0

PASSING (CHI)	ATT	COMP	YDS	PCT	TD	INT	LG	SK/YDS	RATING
Grossman	41	17	192	41.5	1	1	27	1/7	54.1

PASSING (CAR)	ATT	COMP	YDS	PCT	TD	INT	LG	SK/YDS	RATING
Delhomme	33	24	319	72.7	3	1	58	1/8	120.6

TEAM STATISTICS	CAR	CHI
Total First Downs	21	23
By Rushing	6	6
By Passing	14	11
By Penalty	1	6
Third Down: Mdl/Att.	5/12	3/13
Third Down: Eff.	42%	23%
Total Net Yards	434	282
Total Offensive Plays	65	69
Average Per Play	6.7	4.1
Net Yards Rushing	123	97
Total Rushing Plays	31	27
Avg. Per Rush	4.0	3.6
Net Yards Passing	311	185
Sacked/Yards Lost	1/8	1/7
Gross Yards Passing	319	192
Att.-Comp.-Int.	33-24-1	41-17-1
Completion Pct.	72.7	41.5
Punts/Average	5/41.2	7/35.1
Penalties/Yards	9/50	4/19
Fumbles/Lost	3/0	0/0
Field Goals	20, 38, 37	None

— Denotes Converted Field Goal

## Chicago Bears Starting Lineups

WR M. Muhammad	LE A. Ogunleye
LT J. Tait	RT T. Harris
LG R. Brown	LT I. Scott
C O. Kreutz	RE A. Brown
RG R. Garza	WLB L. Briggs
RT F. Miller	MLB B. Urlacher
TE D. Clark	SLB H. Hillenmeyer
WR J. Gage	LCB C. Tillman
QB R. Grossman	RCB N. Vasher
RB T. Jones	SS M. Brown
TE J. McKie	FS C. Harris

## Carolina Panthers Starting Lineups

WR S. Smith	LE J. Peppers
LT T. Wharton	LT B. Buckner
LG M. Wahle	RT J. Carstens
C J. Mitchell	RE M. Rucker
RG T. Reyes	WLB W. Witherspoon
RT J. Gross	MLB D. Morgan
WR M. Gaines	SLB B. Short
WR K. Colbert	LCB C. Gamble
QB J. Delhomme	RCB K. Lucas
RB D. Foster	SS M. McCree
FB B. Hoover	FS M. Minter



Soldier Field

January 14, 2007

## 2006 NFC Divisional

## Chicago Bears 27, Seattle Seahawks 24 at

Weather: 32 degrees; wind N 8 mph

Attendance: 62,184

	1	2	3	4	OT	Final
Seattle Seahawks	0	14	10	0	0	24
Chicago Bears	7	14	0	3	3	27

Team	Q	Play	SEA	CHI
CHI	1	Jones 9-yard run (Gould XP)	0	7
SEA	2	Burleson 16-yard pass from Hasselbeck (Brown XP)	7	7
CHI	2	Berrian 68-yard pass from Grossman (Gould XP)	7	14
SEA	2	Alexander 4-yard run (Brown XP)	14	14
CHI	2	Jones 7-yard run (Gould XP)	14	21
SEA	3	Brown 40-yard field goal	17	21
SEA	3	Alexander 13-yard run (Brown XP)	24	21
CHI	4	Gould 41-yard field goal	24	24
CHI	5	Gould 49-yard field goal	24	27

## FINAL INDIVIDUAL STATISTICS

Chicago Bears						Seattle Seahawks							
RUSHING						RUSHING							
	NO	YDS	AVG	LG	TD		NO	YDS	AVG	LG	TD		
Jones	21	66	3.1	9	2	Alexander	26	108	4.2	13t	2		
Jensen	12	45	3.8	12	0	Morris	4	11	2.8	6	0		
Davis	1	9	9.0	9	0	Hasselbeck	1	8	8.0	8	0		
RECEIVING						RECEIVING							
	NO	YDS	AVG	LG	TD		NO	YDS	AVG	LG	TD		
Berrian	5	105	21.0	68t	1	Jackson	4	49	12.3	24	0		
Davis	4	84	21.0	37	0	Branch	4	48	12.0	22	0		
Muhammad	3	38	12.7	21	0	Engram	3	32	10.7	16	0		
Jensen	3	24	8.0	11	0	Heller	3	20	6.7	10	0		
Jones	2	6	3.0	3	0	Stevens	2	18	9.0	10	0		
Clark	1	13	13.0	13	0	Burleson	1	16	16.0	16t	1		
Bradley	1	5	5.0	5	0	Alexander	1	12	12.0	0	0		
Reid	1	5	5.0	5	0								
McKie	1	2	2.0	2	0								
INTERCEPTIONS						INTERCEPTIONS							
	NO	YDS	AVG	LG	TD		NO	YDS	AVG	LG	TD		
R. Manning	1	6	6.0	6	0	Hunter	1	16	16.0	16	0		
PUNTING						PUNTING							
	NO	YDS	AVG	LG	IN20	TB		NO	YDS	AVG	LG	IN20	TB
Maynard	6	242	40.3	51	1	1	Plackemeier	6	218	36.3	56	2	0
PUNT RETURNS						PUNT RETURNS							
	NO	YDS	AVG	LG	TD			NO	YDS	AVG	LG	TD	
Hester	3	5	1.7	5	0	Burleson	3	2	0.7	2	0		
KICKOFF RET.						KICKOFF RET.							
	NO	YDS	AVG	LG	TD			NO	YDS	AVG	LG	TD	
Hester	3	53	17.7	20	0	Burleson	6	166	27.7	41	0		
Reid	1	20	20.0	20	0								

TEAM STATISTICS	SEA	CHI
Total First Downs	18	21
By Rushing	12	8
By Passing	6	10
By Penalty	0	3
Third Down: Md/Att.	5/15	8/20
Third Down: Elf.	33%	40%
Total Net Yards	306	371
Total Offensive Plays	67	75
Average Per Play	4.6	4.9
Net Yards Rushing	127	120
Total Rushing Plays	31	34
Avg. Per Rush	4.1	3.5
Net Yards Passing	179	251
Sacked/Yards Lost	3/16	3/31
Gross Yards Passing	195	282
Att.-Comp.-Int.	33-18-1	38-21-1
Completion Pct.	54.5	55.2
Punts/Average	6/36.3	6/40.3
Penalties/Yards	4/16	5/40
Fumbles/Lost	0/0	4/1
Field Goals	40	41.49

— Denotes Converted Field Goal

## Chicago Bears Starting Lineups

WR M. Muhammad	LE A. Ogunsleye
LT J. Tait	LT Ta. Johnson
LG R. Brown	RT I. Scott
C O. Kreutz	RE A. Brown
RG R. Garza	WLB L. Briggs
RT F. Miller	MLB B. Urlacher
TE D. Clark	SLB H. Hillenmeyer
WR B. Berman	LCB C. Tillman
QB R. Grossman	RCB N. Vasher
RB T. Jones	SS C. Harris
TE J. McKie	FS D. Manning

## Seattle Seahawks Starting Lineups

WR D. Branch	LE B. Fisher
LT W. Jones	LT C. Darby
LG R. Sims	RT R. Bernard
C C. Spencer	RE G. Wistrom
RG C. Gray	WLB L. Hill
RT S. Locklear	MLB L. Tatupu
TE J. Stevens	SLB J. Peterson
TE W. Heller	LCB J. Babineaux
WR D. Jackson	RCB K. Jennings
QB M. Hasselbeck	SS M. Boulware
RB S. Alexander	FS K. Hamlin

Soldier Field

January 21, 2007

**2006 NFC Championship Chicago Bears 39, New Orleans Saints 14**

Weather: 28 degrees; wind E 10 mph

Attendance: 61,817

	1	2	3	4	Final
New Orleans Saints	0	7	7	0	14
Chicago Bears	3	13	2	21	39

Team	Q	Play	NO	CHI
CHI	1	Gould 19-yard field goal	0	3
CHI	2	Gould 43-yard field goal	0	6
CHI	2	Gould 24-yard field goal	0	9
CHI	2	Jones 2-yard run (Gould XP)	0	16
NO	2	Colston 13-yard pass from Brees (Carney XP)	7	16
NO	3	Bush 88-yard pass from Brees (Carney XP)	14	16
CHI	3	Penalty of Brees enforced in end zone for safety	14	18
CHI	4	Berrian 33-yard pass from Grossman (Gould XP)	14	25
CHI	4	Benson 12-yard run (Gould XP)	14	32
CHI	4	Jones 15-yard run (Gould XP)	14	39

**FINAL INDIVIDUAL STATISTICS****Chicago Bears**

RUSHING	NO	YDS	AVG	LG	TD
Jones	19	123	6.5	33	2
Benson	24	60	2.5	12	1
Davis	1	16	16.0	16	0
Grossman	2	-3	-1.5	-1	0

RECEIVING	NO	YDS	AVG	LG	TD
Berrian	5	85	17.0	33t	1
McKie	3	6	2.0	4	0
Clark	1	30	30.0	30	0
Muhammad	1	20	20.0	20	0
Gilmore	1	3	3.0	3	0

INTERCEPTIONS	NO	YDS	AVG	LG	TD
Vasher	1	0	0.0	0	0

PUNTING	NO	YDS	AVG	LG	IN20	TB
Maynard	7	332	47.4	66	4	1

PUNT RETURNS	NO	YDS	AVG	LG	TD
Hester	2	24	12.0	14	0

KICKOFF RET.	NO	YDS	AVG	LG	TD
Hester	3	39	13.0	19	0

PASSING (CHI)	ATT	COMP	YDS	PCT	TD	INT	LG	SK/YDS	RATING
Grossman	26	11	144	42.3	1	0	33t	0/0	73.2

PASSING (NO)	ATT	COMP	YDS	PCT	TD	INT	LG	SK/YDS	RATING
Brees	49	27	354	55.1	2	1	88t	3/35	83.2

**New Orleans Saints**

RUSHING	NO	YDS	AVG	LG	TD
Bush	4	19	4.8	12	0
McAllister	6	18	3.0	6	0
Karney	1	11	11.0	11	0
Brees	1	8	8.0	8	0

RECEIVING	NO	YDS	AVG	LG	TD
Bush	7	132	18.9	88t	1
Colston	5	63	12.6	29	1
Miller	4	31	7.8	12	0
Copper	3	29	9.7	14	0
McAllister	3	27	9.0	15	0
Henderson	2	57	28.5	40	0
Campbell	2	6	3.0	5	0
Karney	1	9	9.0	9	0

INTERCEPTIONS	NO	YDS	AVG	LG	TD

PUNTING	NO	YDS	AVG	LG	IN20	TB
Weatherford	5	194	38.8	45	1	1

PUNT RETURNS	NO	YDS	AVG	LG	TD
Bush	3	10	3.3	8	0
Lewis	1	5	5.0	5	0

KICKOFF RET.	NO	YDS	AVG	LG	TD
Lewis	7	132	18.9	25	0

TEAM STATISTICS	NO	CHI
Total First Downs	15	18
By Rushing	3	12
By Passing	12	6
By Penalty	0	0
Third Down: Md/Att	5/13	3/16
Third Down: Eff.	38%	19%
Total Net Yards	375	340
Total Offensive Plays	64	72
Average Per Play	5.9	4.7
Net Yards Rushing	56	196
Total Rushing Plays	12	46
Avg. Per Rush	4.7	4.3
Net Yards Passing	319	144
Sacked/Yards Lost	3/35	0/0
Gross Yards Passing	354	144
Att.-Comp.-Int.	49-27-1	26-11-0
Completion Pct.	55.1	42.3
Punts/Average	5/38.8	7/47.4
Penalties/Yards	7/47	1/5
Fumbles/Lost	4/3	1/0
Field Goals	47	19, 43

Denotes Converted Field Goal

**Chicago Bears Starting Lineups**

WR M. Muhammad	LE A. Ogunsleye
LT J. Tait	LT Ta. Johnson
LG R. Brown	RT I. Scott
C O. Kreutz	RE A. Brown
RG R. Garza	WLB L. Briggs
RT F. Miller	MLB B. Urlacher
TE D. Clark	DB R. Manning
WR B. Bernan	LCB C. Tillman
QB R. Grossman	RCB N. Vasher
RB T. Jones	SS C. Harris
TE J. McKie	FS D. Manning

**New Orleans Saints Starting Lineups**

WR M. Colston	LE C. Grant
LT J. Brown	LT H. Thomas
LG J. Nesbit	RT B. Young
C J. Faine	RE W. Smith
RG J. Evans	WLB S. Shanle
RT J. Stinchcomb	MLB M. Simoneau
TE M. Campbell	SLB S. Fujita
WR T. Copper	LCB M. McKenzie
QB D. Brees	RCB F. Thomas
RB D. McAllister	SS J. Bellamy
RB R. Bush	FS J. Bullocks



Dolphin Stadium

February 4, 2007

## Super Bowl XLI

## Indianapolis Colts 29, Chicago Bears 17

Weather: 67 degrees; wind N 10 mph, Rain

Attendance: 74,512

	1	2	3	4	Final
Indianapolis Colts	6	10	6	7	29
Chicago Bears	14	0	3	0	17

Team	Q	Play	IND	CHI
CHI	1	Hester 92-yard kickoff return (Gould XP)	0	7
IND	1	Wayne 53-yard pass from Manning (kick aborted)	6	7
CHI	1	Muhammad 4-yard pass from Grossman (Gould XP)	6	14
IND	2	Vinatieri 29-yard field goal	9	14
IND	2	Rhodes 1-yard run (Vinatieri XP)	16	14
IND	3	Vinatieri 24-yard field goal	19	14
IND	3	Vinatieri 20-yard field goal	22	14
CHI	3	Gould 44-yard field goal	22	17
IND	4	Hayden 56-yard interception return (Vinatieri XP)	29	17

## FINAL INDIVIDUAL STATISTICS

Chicago Bears						Indianapolis Colts							
RUSHING						RUSHING							
	NO	YDS	AVG	LG	TD		NO	YDS	AVG	LG	TD		
Jones	15	112	7.5	52	0	Rhodes	21	113	5.4	36	1		
Grossman	2	0	0.0	0	0	Addai	19	77	4.1	14	0		
Benson	2	-1	-0.5	4	0	Clark	1	1	1.0	1	0		
						Manning	1	0	0.0	0	0		
RECEIVING						RECEIVING							
	NO	YDS	AVG	LG	TD		NO	YDS	AVG	LG	TD		
Clark	6	64	10.7	18	0	Addai	10	66	6.6	12	0		
Berrian	4	38	9.5	14	0	Harrison	5	59	11.8	22	0		
Jones	4	18	4.5	14	0	Clark	4	36	9.0	17	0		
Muhammad	3	35	11.7	22	1	Wayne	2	61	30.5	53t	1		
McKie	2	8	4.0	4	0	Fletcher	2	9	4.5	6	0		
Davis	1	2	2.0	2	0	Rhodes	1	8	8.0	8	0		
						Utecht	1	8	8.0	8	0		
INTERCEPTIONS						INTERCEPTIONS							
	NO	YDS	AVG	LG	TD		NO	YDS	AVG	LG	TD		
C. Harris	1	6	6.0	6	0	Hayden	1	56	56.0	56t	1		
						Sanders	1	38	38.0	38	0		
PUNTING						PUNTING							
	NO	YDS	AVG	LG	IN20	TB		NO	YDS	AVG	LG	IN20	TB
Maynard	5	226	45.2	58	0	1	Smith	4	162	40.5	50	2	1
PUNT RETURNS						PUNT RETURNS							
	NO	YDS	AVG	LG	TD		NO	YDS	AVG	LG	TD		
Hester	1	3	3.0	3	0	Wilkins	3	42	14.0	18	0		
KICKOFF RET.						KICKOFF RET.							
	NO	YDS	AVG	LG	TD		NO	YDS	AVG	LG	TD		
Gilmore	2	12	6.0	9	0	Wilkins	4	89	22.3	28	0		
Hester	1	92	92.0	92t	1								
Davis	1	15	15.0	15	0								
Peterson	1	10	10.0	10	0								
Reid	1	9	9.0	9	0								

PASSING (CHI)	ATT	COMP	YDS	PCT	TD	INT	LG	SK/YDS	RATING
Grossman	28	20	165	71.4	1	2	22	1/11	68.3

PASSING (IND)	ATT	COMP	YDS	PCT	TD	INT	LG	SK/YDS	RATING
Manning	38	25	247	65.7	1	1	53t	1/8	81.8

TEAM STATISTICS	IND	CHI
Total First Downs	24	11
By Rushing	12	3
By Passing	11	8
By Penalty	1	0
Third Down: Md/Att:	8/18	3/10
Third Down: Eff:	44%	30%
Total Net Yards	430	265
Total Offensive Plays	81	48
Average Per Play	5.3	5.5
Net Yards Rushing	191	111
Total Rushing Plays	42	19
Avg. Per Rush	4.5	5.8
Net Yards Passing	239	154
Sacked/Yards Lost	1/8	1/11
Gross Yards Passing	247	165
Att.-Comp.-Int.	38-25-1	28-20-2
Completion Pct.	65.7	71.4
Punts/Average	4/40.5	5/45.2
Penalties/Yards	6/40	4/35
Fumbles/Lost	2/2	4/3
Field Goals	29, 36	44
	24, 20	

Denotes Converted Field Goal

## Chicago Bears Starting Lineups

WR M. Muhammad	LE A. Ogunleye
LT J. Tait	LT Ta. Johnson
LG R. Brown	RT I. Scott
C O. Kreutz	RE A. Brown
RG R. Garza	WLB L. Briggs
RT F. Miller	MLB B. Urlacher
TE D. Clark	SLB H. Hillenmeyer
WR B. Berrian	LCB C. Tillman
QB R. Grossman	RCB N. Vasher
RB T. Jones	SS C. Harris
TE J. McKie	FS D. Manning

## Indianapolis Colts Starting Lineups

WR R. Wayne	LE R. Mathis
LT T. Glenn	LT A. McFarland
LG R. Lilja	RT R. Brock
C J. Saturday	RE D. Freeney
RG J. Scott	WLB C. Junc
RT R. Diem	MLB G. Brackett
TE D. Clark	SLB R. Morris
WR M. Harrison	LCB N. Harper
QB P. Manning	RCB J. David
RB J. Addai	SS A. Bethea
HB B. Utecht	FS B. Sanders

**1920 (10-1-2, .909)**

George S. Halas, Decatur		Ed Sternaman — Coaches	
	Staleys		Opp
O 3 Moline Tractors	W	20	0
O10 Kewanee	W	25	7
O17 # Rock Island Indep.	W	7	0
O24 # Chicago Tigers	W	10	0
O31 # Rockford	W	29	0
N 7 # Rock Island Indep.	T	0	0
N11 # Campagna	W	20	0
N14 # Minneapolis Marines	W	3	0
N21 Hammond Pros	W	28	7
N25 # Chicago Tigers	W	6	0
N28 # Chicago Cardinals	L	6	7
D 5 # Chicago Cardinals	W	10	0
D12 Akron Pros	T	0	0
	164	21	

**1921 (9-1-1, .900)**

George S. Halas, Chicago		Ed Sternaman — Coaches	
	Staleys		Opp
O10 # Rock Island Indep.	W	14	10
O16 Rochester Jeffersons	W	16	13
O23 Dayton Triangles	W	7	0
N 6 Detroit Tigers	W	20	9
N13 Rock Island Indep.	W	3	0
N20 Cleveland Indians	W	22	7
N24 Buffalo All-Americans	L	6	7
N27 Green Bay Packers	W	20	0
D 4 Buffalo All-Americans	W	10	7
D11 Canton Bulldogs	W	10	0
D18 # Chicago Cardinals	T	0	0
	128	53	

**1922 (9-3, .750)**

George S. Halas, Chicago		Ed Sternaman — Coaches	
	Bears		Opp
O 1 Racine Legion	W	6	0
O 8 # Rock Island Indep.	W	10	6
O15 Rochester Jeffersons	W	7	0
O22 Buffalo All-Americans	W	7	0
O29 Canton Bulldogs	L	6	7
N 5 Dayton Triangles	W	9	0
N12 Oorang Indians	W	33	6
N19 Rock Island Indep.	W	3	0
N26 Akron Pros	W	20	10
N30 # Chicago Cardinals	L	0	6
D 3 Toledo Maroons	W	22	0
D10 # Chicago Cardinals	L	0	9
	123	44	

**1923 (9-2-1, .818)**

George S. Halas, Chicago		Ed Sternaman — Coaches	
	Bears		Opp
S 30 # Rock Island Indep.	L	0	3
O 7 # Racine Legion	W	3	0
O14 # Green Bay Packers	W	3	0
O21 Canton Bulldogs	L	0	6
N28 Buffalo All-Americans	W	18	3
N 4 Oorang Indians	W	26	0
N11 Akron Pros	W	20	6
N18 Rock Island Indep.	W	7	3
N25 Hammond Pros	W	14	7
N29 Chicago Cardinals	W	3	0
D 2 Milwaukee Badgers	T	0	0
D 9 Rock Island Indep.	W	29	7
	123	35	

**1924 (6-1-4, .857)**

George S. Halas, Chicago		Ed Sternaman — Coaches	
	Bears		Opp
S 28 # Rock Island Indep.	T	0	0
O 5 # Cleveland Bulldogs	T	14	16
O12 Racine Legion	T	10	10
O19 Chicago Cardinals	W	6	0
O26 Frankford Yell Jackets	W	33	3
N 2 Rock Island Indep.	T	3	3
N 9 Columbus Tigers	W	12	6
N16 Racine Legion	T	3	3
N23 Green Bay Packers	W	3	0
N27 # Chicago Cardinals	W	21	0
N30 Milwaukee Badgers	W	31	14
	136	55	

**1925 (9-5-3, .643)**

George S. Halas, Chicago		Ed Sternaman — Coaches	
	Bears		Opp
S 20 # Rock Island Indep.	T	0	0
S 27 # Green Bay Packers	L	10	14
O 4 Detroit Panthers	T	0	0
O11 Hammond Pros	W	28	7
O18 Cleveland Bulldogs	W	7	0
O25 # Chicago Cardinals	L	0	9
N 1 Rock Island Indep.	W	6	0
N 8 Frankford Yell Jackets	W	19	0
N15 Detroit Panthers	W	14	0
N22 Green Bay Packers	W	21	0
N26 Chicago Cardinals	T	0	0
N29 Columbus Tigers	W	14	13
D 5 # Frankford Yell Jackets	W	14	7
D 6 # New York Giants	W	19	7
D 9 # Providence Ste. Rol	L	6	9
D12 # Detroit Panthers	L	0	21
D13 New York Giants	L	0	9
	158	96	

**1926 (12-1-3, .923)**

George S. Halas, Chicago		Ed Sternaman — Coaches	
	Bears		Opp
S 19 # Milwaukee Badgers	W	10	7
S 26 # Green Bay Packers	T	6	6
O 3 # Detroit Panthers	W	10	7
O10 New York Giants	W	7	0
O17 Chicago Cardinals	W	16	0
O24 Duluth Eskimos	W	24	6
O31 Akron Indians	W	17	0
N 7 Louisville Colonels	W	34	0
N11 # Chicago Cardinals	W	10	0
N13 Milwaukee Badgers	W	10	7
N21 Green Bay Packers	W	19	13
N25 Chicago Cardinals	T	0	0
N28 Canton Bulldogs	W	35	0
D 3 # Frankford Yell Jackets	L	6	7
D12 Pottsville Maroons	W	9	7
D19 Green Bay Packers	T	3	3
	216	63	

**1927 (9-3-2, .750)**

George S. Halas, Chicago		Ed Sternaman — Coaches	
	Bears		Opp
S 25 # Chicago Cardinals	W	9	0
O 2 # Green Bay Packers	W	7	6
O16 New York Yankees	W	12	0
O23 Cleveland Bulldogs	W	14	12
O30 Dayton Triangles	W	14	6
N 6 Providence Ste. Rol	T	0	0
N 8 # New York Yankees	L	6	26
N13 Pottsville Maroons	W	30	12
N20 Green Bay Packers	W	14	6
N24 Chicago Cardinals	L	0	3
N27 # New York Giants	L	7	13
D 3 # Frankford Yell Jackets	L	0	0
D 4 Frankford Yell Jackets	W	9	0
D11 Duluth Eskimos	W	27	0
	149	84	

**1928 (7-5-1, .636)**

George S. Halas, Chicago		Ed Sternaman — Coaches	
	Bears		Opp
S 23 # Chicago Cardinals	W	15	0
S 30 # Green Bay Packers	T	12	12
O14 New York Giants	W	13	0
O21 Green Bay Packers	L	6	16
O28 Detroit Wolverines	L	0	6
N 4 New York Yankees	W	27	0
N11 Dayton Triangles	W	27	0
N18 Pottsville Maroons	W	13	6
N25 Detroit Wolverines	L	7	14
N29 Chicago Cardinals	W	34	0
D 2 Frankford Yell Jackets	W	28	6
D 9 Green Bay Packers	L	0	6
D15 # Frankford Yell Jackets	L	0	19
	182	85	

**1929 (4-9-2, .308)**

George S. Halas, Chicago		Ed Sternaman — Coaches	
	Bears		Opp
S 22 # Minneapolis Marines	W	19	6
S 29 # Green Bay Packers	L	0	23
O 6 # Minneapolis Marines	W	7	6
O13 # Buffalo Bisons	W	16	0

O20 Chicago Cardinals	T	0	0
O27 Minneapolis R/jackets	W	27	0
N 3 New York Giants	L	14	26
N10 Green Bay Packers	L	0	14
N16 # Frankford Yell Jackets	L	14	20
N17 # New York Giants	L	0	34
N24 Buffalo Bisons	L	7	19
N28 # Chicago Cardinals	L	6	40
D 1 Frankford Yell Jackets	T	0	0
D 8 Green Bay Packers	L	0	25
D15 New York Giants	L	9	14
	119	227	

**1930 (9-4-1, .692)**

Ralph Jones — Coach		Bears	
			Opp
S 21 Brooklyn Dodgers	T	0	0
S 28 # Green Bay Packers	L	0	7
O 5 # Minneapolis R/jackets	W	20	0
O12 New York Giants	L	0	12
O19 # Chicago Cardinals	W	32	6
O22 # Portsmouth Spartans	L	6	7
O26 Frankford Yell Jackets	W	13	7
N 2 Minneapolis R/jackets	W	20	7
N 9 Green Bay Packers	L	12	13
N16 # New York Giants	W	12	0
N22 # Frankford Yell Jackets	W	13	6
N27 Chicago Cardinals	W	6	0
N30 Portsmouth Spartans	W	14	6
D 7 Green Bay Packers	W	21	0
	169	71	

**1931 (8-5, .615)**

Ralph Jones — Coach		Bears	
			Opp
S 18 Cleveland Indians	W	21	0
S 27 # Green Bay Packers	L	0	7
O11 New York Giants	W	6	0
O18 Chicago Cardinals	W	26	13
O25 Frankford Yell Jackets	L	12	13
N 1 Green Bay Packers	L	2	6
N 8 Portsmouth Spartans	W	9	6
N15 # New York Giants	W	12	6
N22 # Brooklyn Dodgers	W	26	0
N26 Chicago Cardinals	W	18	7
N29 # Portsmouth Spartans	L	0	3
D 6 Green Bay Packers	W	7	6
D13 New York Giants	L	6	25
	145	92	

**1932 (7-1-6, .875)**

Ralph Jones — Coach		Bears	
			Opp
S 25 # Green Bay Packers	T	0	0
O 2 # Staten Isl. Stapletons	T	0	0
O 9 # Chicago Cardinals	T	0	0
O16 Green Bay Packers	L	0	2
O23 Staten Isl. Stapletons	W	27	7
O30 # Boston Braves	T	7	7
N 6 # New York Giants	W	28	8
N13 Portsmouth Spartans	T	13	13
N20 Brooklyn Dodgers	W	20	0
N24 Chicago Cardinals	W	34	0
N27 # Portsmouth Spartans	T	7	7
D 4 New York Giants	W	6	0
D11 Green Bay Packers	W	9	0
D18 Portsmouth Spartans	W	9	0
	160	44	

**1933 (10-2-1, .833)**

George S. Halas — Coach		Bears	
			Opp
S 24 # Green Bay Packers	W	14	7
O 1 Boston Redskins	W	7	0
O 8 # Brooklyn Dodgers	W	10	0
O15 Chicago Cardinals	W	12	9
O22 Green Bay Packers	W	10	7
O29 New York Giants	W	14	10
N 5 # Boston Redskins	L	0	10
N12 # Philadelphia Eagles	T	3	3
N19 # New York Giants	L	0	3
N26 Portsmouth Spartans	W	17	14
N30 Chicago Cardinals	W	22	6
D 3 # Portsmouth Spartans	W	17	7
D10 Green Bay Packers	W	7	6
	133	82	

**PLAYOFFS**

D17 New York Giants	W	23	21
---------------------	---	----	----

Orange box indicates World Championship.



## 1934 (13-0, 1.000)

George S. Halas — Coach	Bears	Opp
S 23 @ Green Bay Packers	W	24 10
S 30 @ Cincinnati Reds	W	21 3
O 7 @ Brooklyn Dodgers	W	21 7
O 10 @ Pittsburgh Pirates	W	28 0
O 14 Chicago Cardinals	W	20 0
O 21 Cincinnati Reds	W	41 7
O 28 Green Bay Packers	W	27 14
N 4 New York Giants	W	27 7
N 11 @ Boston Redskins	W	21 0
N 18 @ New York Giants	W	10 9
N 25 Chicago Cardinals	W	17 6
N 29 @ Detroit Lions	W	19 16
D 2 Detroit Lions	W	10 7
	286	86

## PLAYOFFS

D 9 @ New York Giants	L	13 30
-----------------------	---	-------

## 1935 (6-4-2, .600)

George S. Halas — Coach	Bears	Opp
S 22 @ Green Bay Packers	L	0 7
S 29 @ Pittsburgh Pirates	W	23 7
O 13 @ Philadelphia Eagles	W	39 0
O 20 Brooklyn Dodgers	W	24 14
O 27 Green Bay Packers	L	14 17
N 3 @ New York Giants	W	20 3
N 10 @ Boston Redskins	W	30 14
N 17 New York Giants	L	0 3
N 24 Detroit Lions	T	20 20
N 28 @ Detroit Lions	L	2 14
D 1 Chicago Cardinals	T	7 7
D 8 Chicago Cardinals	W	13 0
	192	106

## 1936 (9-3, .750)

George S. Halas — Coach	Bears	Opp
S 20 @ Green Bay Packers	W	30 3
S 27 @ Philadelphia Eagles	W	17 0
O 4 @ Pittsburgh Pirates	W	27 9
O 11 Chicago Cardinals	W	7 3
O 18 Pittsburgh Pirates	W	26 7
O 25 Detroit Lions	W	12 10
N 1 Green Bay Packers	L	10 21
N 8 @ New York Giants	W	25 7
N 15 @ Boston Redskins	W	26 0
N 22 @ Philadelphia Eagles	W	28 7
N 26 @ Detroit Lions	L	7 13
N 29 Chicago Cardinals	L	7 14
	222	94

## 1937 (9-1-1, .900)

George S. Halas — Coach	Bears	Opp
S 19 @ Green Bay Packers	W	14 2
O 4 @ Pittsburgh Steelers	W	7 0
O 10 @ Cleveland Rams	W	20 2
O 17 Chicago Cardinals	W	16 7
O 24 Detroit Lions	W	28 20
O 31 @ New York Giants	T	3 3
N 7 Green Bay Packers	L	14 24
N 14 Brooklyn Dodgers	W	29 7
N 25 @ Detroit Lions	W	13 0
N 28 Cleveland Rams	W	15 7
D 5 Chicago Cardinals	W	42 28
	201	100

## PLAYOFFS

D 12 Washington Redskins	L	21 28
--------------------------	---	-------

## 1938 (6-5, .545)

George S. Halas — Coach	Bears	Opp
S 11 Chicago Cardinals	W	16 13
S 18 @ Green Bay Packers	W	2 0
O 2 @ Philadelphia Eagles	W	28 6
O 9 @ Cleveland Rams	L	7 14
O 16 Chicago Cardinals	W	34 28
O 23 Cleveland Rams	L	21 23
O 30 Detroit Lions	L	7 13
N 6 Green Bay Packers	L	17 24
N 13 Washington Redskins	W	31 7
N 20 @ Brooklyn Dodgers	W	24 6
N 24 @ Detroit Lions	L	7 14
	194	148

## 1939 (8-3, .727)

George S. Halas — Coach	Bears	Opp
S 15 Cleveland Rams	W	30 21
S 24 @ Green Bay Packers	L	16 21
O 2 @ Pittsburgh Steelers	W	32 0
O 8 @ Cleveland Rams	W	35 21
O 15 Chicago Cardinals	W	44 7
O 22 @ New York Giants	L	13 16
O 29 Detroit Lions	L	0 10
N 5 Green Bay Packers	W	30 27
N 12 @ Detroit Lions	W	23 13
N 19 Philadelphia Eagles	W	27 14
N 26 Chicago Cardinals	W	48 7
	298	157

## 1940 (8-3, .727)

George S. Halas — Coach	Bears	Opp
S 22 @ Green Bay Packers	W	41 0
S 25 @ Chicago Cardinals	L	7 21
O 6 @ Cleveland Rams	W	21 14
O 13 Detroit Lions	W	7 0
O 20 Brooklyn Dodgers	W	16 7
O 27 @ New York Giants	W	37 21
N 3 Green Bay Packers	W	14 7
N 10 @ Detroit Lions	L	14 17
N 17 @ Washington Redskins	L	3 7
N 24 Cleveland Rams	W	47 25
D 1 Chicago Cardinals	W	31 23
	238	142

## PLAYOFFS

D 8 @ Washington Redskins	W	73 0
---------------------------	---	------

## 1941 (10-1, .909)

George S. Halas — Coach	Bears	Opp
S 28 @ Green Bay Packers	W	25 17
O 5 @ Cleveland Rams	W	48 21
O 12 Chicago Cardinals	W	53 7
O 19 Detroit Lions	W	49 0
O 26 Pittsburgh Steelers	W	34 7
N 2 Green Bay Packers	L	14 16
N 9 Cleveland Rams	W	31 13
N 16 Washington Redskins	W	35 21
N 23 @ Detroit Lions	W	24 7
N 30 @ Philadelphia Eagles	W	49 14
D 7 @ Chicago Cardinals	W	34 24
	396	147

## PLAYOFFS

D 14 Green Bay Packers	W	33 14
D 21 New York Giants	W	37 9

## 1942 (11-0, 1.000)

George S. Halas — Coach	Bears	Opp
S 27 @ Green Bay Packers	W	44 28
O 4 @ Cleveland Rams	W	21 7
O 11 Chicago Cardinals	W	41 14
O 18 New York Giants	W	26 7
O 25 Philadelphia Eagles	W	45 14
Heartley "Hunk" Anderson Luke Johnsons — Coaches		
N 1 Detroit Lions	W	16 0
N 8 @ Brooklyn Dodgers	W	35 0
N 15 Green Bay Packers	W	38 7
N 22 @ Detroit Lions	W	42 0
N 29 Cleveland Rams	W	47 0
D 6 @ Chicago Cardinals	W	21 7
	376	84

## PLAYOFFS

D 13 @ Washington Redskins	L	6 14
----------------------------	---	------

## 1943 (8-1-1, .889)

Heartley "Hunk" Anderson Luke Johnsons — Coaches	Bears	Opp
S 26 @ Green Bay Packers	T	21 21
O 3 @ Detroit Lions	W	27 21
O 10 Chicago Cardinals	W	20 0
O 17 Philadelphia "Steagles"	W	48 21
O 24 Brooklyn Dodgers	W	33 21
O 31 Detroit Lions	W	35 14
N 7 Green Bay Packers	W	21 7
N 14 @ New York Giants	W	56 7
N 21 @ Washington Redskins	L	7 21
N 28 @ Chicago Cardinals	W	35 24
	303	157

## PLAYOFFS

D 26 Washington Redskins	W	41 21
--------------------------	---	-------

## 1944 (6-3-1, .667)

Heartley "Hunk" Anderson Luke Johnsons — Coaches	Bears	Opp
S 24 @ Green Bay Packers	L	28 42
O 8 @ Cleveland Rams	L	7 19
O 15 Card-Pitt	W	34 7
O 22 Detroit Lions	T	21 21
O 29 Cleveland Rams	W	28 21
N 5 Green Bay Packers	W	21 0
N 12 Boston Yanks	W	21 7
N 19 @ Detroit Lions	L	21 41
N 26 @ Philadelphia Eagles	W	28 7
D 3 @ Card-Pitt	W	49 7
	258	172

## 1945 (3-7, .300)

Heartley "Hunk" Anderson Luke Johnsons — Coaches	Bears	Opp
S 30 @ Green Bay Packers	L	21 31
O 7 @ Cleveland Rams	L	0 17
O 14 Chicago Cardinals	L	7 16
O 21 Cleveland Rams	L	21 41
O 28 @ Detroit Lions	L	10 16
N 4 Green Bay Packers	W	28 24
N 11 Detroit Lions	L	28 35
N 18 @ Washington Redskins	L	21 28
N 25 Pittsburgh Steelers	W	28 7
D 2 @ Chicago Cardinals	W	28 20
	192	235

## 1946 (8-2-1, .800)

George S. Halas — Coach	Bears	Opp
S 29 @ Green Bay Packers	W	30 7
O 6 @ Chicago Cardinals	W	34 17
O 13 Los Angeles Rams	T	28 28
O 20 Philadelphia Eagles	W	21 14
O 27 @ New York Giants	L	0 14
N 3 Green Bay Packers	W	10 7
N 10 @ Los Angeles Rams	W	27 21
N 17 Washington Redskins	W	24 20
N 24 Detroit Lions	W	42 6
D 1 Chicago Cardinals	L	28 35
D 8 @ Detroit Lions	W	45 24
	289	193

## PLAYOFFS

D 15 @ New York Giants	W	24 14
------------------------	---	-------

## 1947 (8-4, .667)

George S. Halas — Coach	Bears	Opp
S 28 @ Green Bay Packers	L	20 29
O 5 @ Chicago Cardinals	L	7 31
O 12 Philadelphia Eagles	W	40 7
O 19 Detroit Lions	W	33 24
O 26 @ Washington Redskins	W	56 20
N 2 @ Boston Yanks	W	28 24
N 9 Green Bay Packers	W	20 17
N 16 @ Los Angeles Rams	W	41 21
N 23 Pittsburgh Steelers	W	49 7
N 27 @ Detroit Lions	W	34 14
D 7 Los Angeles Rams	L	14 17
D 14 Chicago Cardinals	L	21 30
	363	241

## 1948 (10-2, .833)

George S. Halas — Coach	Bears	Opp
S 26 @ Green Bay Packers	W	45 7
O 4 @ Chicago Cardinals	W	28 17
O 10 Los Angeles Rams	W	42 21
O 17 Detroit Lions	W	28 0
O 24 @ Philadelphia Eagles	L	7 12
O 31 New York Giants	W	35 14
N 7 @ Los Angeles Rams	W	21 6
N 14 Green Bay Packers	W	7 6
N 21 @ Boston Yanks	W	51 17
N 28 Washington Redskins	W	48 13
D 5 @ Detroit Lions	W	42 14
D 12 Chicago Cardinals	L	21 24
	375	151

Orange box indicates World Championship.

## 1949 (9-3, .750)

George S. Halas — Coach		Bears	Opp
S 25 @ Green Bay Packers	W	17	0
O 2 @ Chicago Cardinals	W	17	7
O 9 Los Angeles Rams	L	16	31
O16 Philadelphia Eagles	W	38	21
O23 @ New York Giants	L	28	35
O30 @ Los Angeles Rams	L	24	27
N 6 Green Bay Packers	W	24	3
N13 Detroit Lions	W	27	24
N20 @ Washington Redskins	W	31	21
N24 @ Detroit Lions	W	28	7
D 4 Pittsburgh Steelers	W	30	21
D11 Chicago Cardinals	W	32	21
		332	218

## 1950 (9-3, .750)

George S. Halas — Coach		Bears	Opp
S 17 @ Los Angeles Rams	W	24	20
S 24 @ San Francisco 49ers	W	32	20
O 1 @ Green Bay Packers	L	21	31
O 8 Chicago Cardinals	W	27	6
O15 Green Bay Packers	W	28	14
O29 @ New York Yanks	L	27	38
N 5 @ Detroit Lions	W	35	21
N12 New York Yanks	W	28	20
N19 San Francisco 49ers	W	17	0
N26 Los Angeles Rams	W	24	14
D 3 @ Chicago Cardinals	L	10	20
D10 Detroit Lions	W	6	3
		279	207

## PLAYOFFS

D17 @ Los Angeles Rams	L	14	24
------------------------	---	----	----

## 1951 (7-5, .583)

George S. Halas — Coach		Bears	Opp
S 30 @ Green Bay Packers	W	31	20
O 7 @ Chicago Cardinals	L	14	28
O14 New York Yanks	W	24	21
O21 San Francisco 49ers	W	13	7
O28 @ Detroit Lions	W	28	23
N 4 @ Washington Redskins	W	27	0
N11 Detroit Lions	L	28	41
N18 Green Bay Packers	W	24	13
N25 @ Cleveland Browns	L	21	42
D 2 Los Angeles Rams	L	17	42
D 9 @ New York Yanks	W	45	21
D16 Chicago Cardinals	L	14	24
		286	282

## 1952 (5-7, .416)

George S. Halas — Coach		Bears	Opp
S 28 @ Green Bay Packers	W	24	14
O 5 @ Chicago Cardinals	L	10	21
O12 Dallas Texans	W	38	20
O19 San Francisco 49ers	L	16	40
O26 @ Los Angeles Rams	L	7	31
N 2 @ San Francisco 49ers	W	20	17
N 9 Green Bay Packers	L	28	41
N16 Los Angeles Rams	L	24	40
N23 Detroit Lions	W	24	23
N27 @ Dallas Texans	L	23	27
D 7 @ Detroit Lions	L	21	45
D14 Chicago Cardinals	W	10	7
		245	326

## 1953 (3-8-1, .273)

George S. Halas — Coach		Bears	Opp
S 27 @ Baltimore Colts	L	9	13
O 4 @ Green Bay Packers	W	17	13
O11 Baltimore Colts	L	14	16
O18 San Francisco 49ers	L	28	35
O25 @ Los Angeles Rams	L	24	28
N 1 @ San Francisco 49ers	L	14	24

N 8 Green Bay Packers	T	21	21
N15 @ Washington Redskins	W	27	24
N22 Detroit Lions	L	16	20
N29 Los Angeles Rams	W	24	21
D 6 @ Detroit Lions	L	7	13
D13 Chicago Cardinals	L	17	24
		218	252

## 1954 (8-4, .667)

George S. Halas — Coach		Bears	Opp
S 26 @ Detroit Lions	L	23	48
O 3 @ Green Bay Packers	W	10	3
O10 Baltimore Colts	W	28	9
O17 San Francisco 49ers	L	24	31
O24 @ Los Angeles Rams	L	38	42
O31 @ San Francisco 49ers	W	31	27
N 7 Green Bay Packers	W	28	23
N14 Cleveland Browns	W	10	39
N21 @ Baltimore Colts	W	28	13
N28 Los Angeles Rams	W	24	13
D 5 @ Chicago Cardinals	W	29	7
D12 Detroit Lions	W	28	24
		301	279

## 1955 (8-4, .667)

George S. Halas — Coach		Bears	Opp
S 25 @ Baltimore Colts	L	17	23
O 2 @ Green Bay Packers	L	3	24
O 9 San Francisco 49ers	L	19	20
O16 Baltimore Colts	W	38	10
O23 @ San Francisco 49ers	W	34	23
O30 @ Los Angeles Rams	W	31	20
N 6 Green Bay Packers	W	52	21
N13 Los Angeles Rams	W	24	13
N20 @ Detroit Lions	W	24	34
N27 @ Chicago Cardinals	L	14	53
D 4 Detroit Lions	W	21	20
D11 Philadelphia Eagles	W	17	10
		294	241

## 1956 (9-2-1, .818)

John Paddy Driscoll — Coach		Bears	Opp
S 30 @ Baltimore Colts	L	21	28
O 7 @ Green Bay Packers	W	37	21
O14 San Francisco 49ers	W	31	7
O21 Baltimore Colts	W	58	27
O28 @ San Francisco 49ers	W	38	21
N 4 @ Los Angeles Rams	W	35	24
N11 Green Bay Packers	W	38	14
N18 Los Angeles Rams	W	30	21
N25 @ New York Giants	T	17	17
D 2 @ Detroit Lions	L	10	42
D 9 Chicago Cardinals	W	10	3
D16 Detroit Lions	W	38	21
		363	246

## PLAYOFFS

D30 @ New York Giants	L	7	47
-----------------------	---	---	----

## 1957 (5-7, .417)

John Paddy Driscoll — Coach		Bears	Opp
S 29 @ Green Bay Packers	L	17	21
O 5 @ Baltimore Colts	L	10	21
O13 San Francisco 49ers	L	17	21
O20 Los Angeles Rams	W	34	26
O27 @ San Francisco 49ers	L	17	21
N 3 @ Los Angeles Rams	W	16	10
N10 Green Bay Packers	W	21	14
N17 Baltimore Colts	L	14	29
N24 @ Detroit Lions	W	27	7
D 1 Washington Redskins	L	3	14
D 8 @ Chicago Cardinals	W	14	6
D15 Detroit Lions	L	13	21
		203	211

## 1958 (8-4, .667)

George S. Halas — Coach		Bears	Opp
S 27 @ Green Bay Packers	W	34	20
O 4 @ Baltimore Colts	L	38	51
O12 San Francisco 49ers	W	28	6
O19 Los Angeles Rams	W	31	10
O26 @ San Francisco 49ers	W	27	14
N 2 @ Los Angeles Rams	L	35	41
N 9 Green Bay Packers	W	24	10
N16 Baltimore Colts	L	0	17
N23 @ Detroit Lions	W	20	7
N30 @ Pittsburgh Steelers	L	10	24
D 7 Chicago Cardinals	W	30	14
D14 Detroit Lions	W	21	16
		298	230

## 1959 (8-4, .667)

George S. Halas — Coach		Bears	Opp
S 27 @ Green Bay Packers	L	6	9
O 3 @ Baltimore Colts	W	26	21
O11 Los Angeles Rams	L	21	28
O18 Baltimore Colts	L	7	21
O25 @ San Francisco 49ers	L	17	20
N 1 @ Los Angeles Rams	W	26	21
N 8 Green Bay Packers	W	28	17
N15 San Francisco 49ers	W	14	3
N22 @ Detroit Lions	W	24	14
N29 @ Chicago Cardinals	W	31	7
D 6 Pittsburgh Steelers	W	27	21
D13 Detroit Lions	W	25	14
		252	196

## 1960 (5-6-1, .455)

George S. Halas — Coach		Bears	Opp
S 25 @ Green Bay Packers	W	17	14
O 2 @ Baltimore Colts	L	7	42
O 9 Los Angeles Rams	W	34	27
O16 San Francisco 49ers	W	27	10
O23 @ Los Angeles Rams	T	24	24
O30 @ San Francisco 49ers	L	7	25
N13 Baltimore Colts	L	20	24
N20 Detroit Lions	W	28	7
N27 Dallas Cowboys	W	17	7
D 4 Green Bay Packers	L	13	41
D11 @ Cleveland Browns	L	0	42
D18 @ Detroit Lions	L	0	36
		194	299

## 1961 (8-6, .571)

George S. Halas — Coach		Bears	Opp
S 17 @ Minnesota Vikings	L	13	37
S 23 @ Los Angeles Rams	W	21	17
O 1 @ Green Bay Packers	L	0	24
O 8 @ Detroit Lions	W	31	17
O15 Baltimore Colts	W	24	10
O22 San Francisco 49ers	W	31	0
O29 @ Baltimore Colts	W	21	20
N 5 @ Philadelphia Eagles	L	14	16
N12 Green Bay Packers	L	28	31
N19 @ San Francisco 49ers	L	31	41
N26 Los Angeles Rams	W	28	24
D 3 Detroit Lions	L	15	16
D10 Cleveland Browns	W	17	14
D17 Minnesota Vikings	W	52	35
		326	302



## 1962 (9-5, .643)

George S. Halas — Coach	Bears	Opp
S 16 @ San Francisco 49ers	W 30	14
S 23 @ Los Angeles Rams	W 27	23
S 30 @ Green Bay Packers	L 0	49
O 7 @ Minnesota Vikings	W 13	0
O 14 San Francisco 49ers	L 27	34
O 21 Baltimore Colts	W 35	15
O 28 @ Detroit Lions	L 3	11
N 4 Green Bay Packers	L 7	38
N 11 Minnesota Vikings	W 31	30
N 18 @ Dallas Cowboys	W 34	33
N 25 @ Baltimore Colts	W 57	0
D 2 New York Giants	L 24	26
D 9 Los Angeles Rams	W 30	14
D 16 Detroit Lions	W 3	0
	321	287

## 1963 (11-1-2, .917)

George S. Halas — Coach	Bears	Opp
S 15 @ Green Bay Packers	W 10	3
S 22 @ Minnesota Vikings	W 28	7
S 29 @ Detroit Lions	W 37	21
O 6 Baltimore Colts	W 10	3
O 13 @ Los Angeles Rams	W 52	14
O 20 @ San Francisco 49ers	L 14	20
O 27 Philadelphia Eagles	W 16	7
N 3 @ Baltimore Colts	W 17	7
N 10 Los Angeles Rams	W 6	0
N 17 Green Bay Packers	W 26	7
N 24 @ Pittsburgh Steelers	T 17	17
D 1 Minnesota Vikings	T 17	17
D 8 San Francisco 49ers	W 27	17
D 15 Detroit Lions	W 24	14
	301	154

## PLAYOFFS

D 29 New York Giants	W 14	10
----------------------	------	----

## 1964 (5-9, .357)

George S. Halas — Coach	Bears	Opp
S 13 @ Green Bay Packers	L 12	23
S 20 @ Minnesota Vikings	W 34	28
S 27 @ Baltimore Colts	L 0	52
O 4 @ San Francisco 49ers	L 21	31
O 11 Los Angeles Rams	W 38	17
O 18 Detroit Lions	L 0	10
O 25 @ Washington Redskins	L 20	27
N 1 Dallas Cowboys	L 10	24
N 8 Baltimore Colts	L 24	40
N 15 @ Los Angeles Rams	W 34	24
N 22 San Francisco 49ers	W 23	21
N 26 @ Detroit Lions	W 27	24
D 5 Green Bay Packers	L 3	17
D 13 Minnesota Vikings	L 14	41
	260	379

Orange box indicates World Championship.

## ALL-TIME PRACTICE SQUAD

Age, Louis (T)	1992	Garay, Antonio (DT)	2005	Matusz, Roman (T)	1990
Allen, James (RB)	1998	Gilmore, John (TE)	2002	McCardell, Keenan (WR)	1993
Allen, Tremayne (TE)	1997-98	Gonzalez, Dan (QB)	1999	McKie, Jason (FB)	2003
Amos, Willie (DB)	2005	Goolsby, Brian (FB)	1999	McMillon, Todd (CB)	2000-01
Anderson, Bryan (G)	2003-04	Gowins, Brian (K)	1999	Merritt, Ahmad (WR)	2000-01
Anelli, Mark (TE)	2003	Green, Jamaal (DE)	2005-06	Miller, Chris (WR)	1997
Angulo, Richard (TE)	2006	Grice, Shane (G)	2001	Miller, David (G)	2004
Ashman, Duane (DE)	1998	Harrell, Reggie (WR)	2005	Mitchell, Qasim (T)	2003
Babers, Rod (CB)	2005	Harris, Willie (WR)	1993	Newkirk, Robert (DT)	2000
Backes, Tom (DT)	1991	Harrison, Todd (TE)	1992	Norman, Todd (OL)	1994
Ballard, Derrick (LB)	2004	Hartsell, Mark (QB)	2000	North, Ramondo (WR)	2001
Baron, James (DL)	1998	Hass, Mike (WR)	2006	Oakley, Anthony (OL)	2005
Beck, Tom (QB)	1998	Hicks, Dwone (RB)	2003	O'Sullivan, J.T. (QB)	2005
Bell, Shonn (TE)	2000	Hicks, Michael (RB)	1996-97	Pearson, Pepe (RB)	1998
Belton, Keith (RB)	2005	Hill, Eric (WR)	2005	Polk, Octus (OL)	1995-96
Bero, Brian (FB)	1989	Hillmeyer, Hunter (LB)	2003	Pope, P.J. (RB)	2006
Bennett, Brandon (RB)	1995-96	Hollowell, T.J. (LB)	2005	Price, Terry (DT)	1990
Bowens, Fabien (WR)	1995-96	Holmes, Jarret (K)	1999	Primus, Greg (WR)	1994
Bragg, Craig (WR)	2005	Houston, Harrison (WR)	1995	Randolph, Charles (TE)	1996
Brewer, Dewell (FB)	1993	Howard, Bobbie (LB)	2000	Ray, Rodney (DB)	1996
Brooks, Macey (WR)	1998	Hoyte, Brandon (LB)	2006	Reed, Tyler (G)	2006
Bryan, Copeland (DE)	2006	Hyche, Steve (LB)	1989	Reese, Marcus (LB)	2003
Burger, Todd (G)	1993	Idonije, Israel (DT)	2003	Rideau, Brandon (WR)	2006
Cain, Jeremy (LB)	2004-05	Ihnat, Eric (TE)	1991	Russell, Fred (RB)	2004
Campbell, Darrell (DT)	2005	Ireland, Darwin (LB)	1995	Sanford, Sulecio (WR)	1999
Carter, Daryl (LB)	1997	Ivlow, John (FB)	1993	Schumacher, Jerry (LB)	2004
Cerqua, Marq (LB)	2002	Jefferson, Jason (DT)	2002	Schwartz, Jim (LB)	1992-93
Chambers, Marlon (TE/DE)	1999	Jenkins, Kerry (T)	1997	Sheldon, Dan (WR)	2006
Christian, Bob (FB)	1992	Johnson, Ben (G)	2001-02	Shepherd, Edell (WR)	2002
Cobb, Trevor (RB)	1994	Johnson, Eric (DB)	2001-02	Shepherd, Gannon (T)	2000
Cohen, Dustin (LB)	2000	Johnson, Kiah (LB)	2002	Slay, Dwayne (LB)	2006
Coleman, Mill (WR)	1995-96	Johnson, Tim (LB)	2001	Smith, Eric (WR)	1997
Coleman, Quincy (CB)	1998	Jones, Carlos (CB)	1999	Smith, Quintin (WR)	1990
Coleman, Travis (CB)	2002	Jones, Dante (LB)	1990	Snyder, Brent (QB)	1990
Coley, James (TE)	1989	Jones, Jermaine (CB)	1999	Spencer, Willie (WR)	2001
Collier, Ervin (DT)	1994-95	Jones, Tyler (K)	2005	Streeter, George (S)	1989
Cooper, D.J. (DE)	2000	Joppru, Bennie (TE)	2006	Taloya, Joe (DE)	2001
Cousin, Terry (CB)	1997	Joseph, Dwayne (CB)	1994	Taylor, Aaron (G)	1998
Dawson, Curry (DT)	2002	Justin, Paul (QB)	1991	Taylor, Brian (CB)	1989
Deligianis, Harry (DL)	1998	Kashama, Alain (DE)	2004	Tugbenyoh, Mawuko (LB)	2000
Demaree, Chris (DE)	2002-03	Kelly, Kareem (WR)	2004	Waddle, Tom (WR)	1989
Diggs, Carl (LB)	2004	King, Jerome (DE)	2000	Wagner, Barry (WR)	1992
Dimwiddle, Ryan (QB)	2004	Kmet, Frank (DL/OL)	1993	Warner, Josh (C/G)	2002
Dorsey, Quinn (DE)	2004	Leatherwood, Frank (TE)	2000	Warner, Ron (DE)	1999
Draft, Chris (LB)	1998	Lee, Mark (DT)	1997	Washburn, Cliff (DE)	2003
Dragos, Scott (FB)	1999	Lemons, Devin (LB)	2001	Washington, Damon (FB)	1999
Droege, Rob (T)	2005	Lethridge, Zebbie (CB)	1999	Wetnight, Ryan (TE)	1993
Dulaney, Mike (FB)	1995	LeVoi, Mark (T)	2006	Whelihan, Tom (K/P)	1990
Edwards, Brian (RB)	2000	Lies, Michael (T)	2000	Williams, Brad (G)	2000
Elliott, Jamin (WR)	2002	Lindstrom, Gabe (P)	2005	Williams, Harry, Jr. (WR)	2006
Everett, Tyler (S)	2006	Long, Khari (DE)	2005	Williams, Tyrone (DL)	1997
Finn, Jim (FB)	1999	Lott, James (CB)	1990-91	Wilson, Rod (LB)	2006
Fletcher, Bryan (TE)	2002	Mackey, Chad (WR)	1999	Wise, Ty (C)	2000
Fontenot, Chris (TE)	2000	Marshall, Alfonso (CB)	2004	Wright, Eric (WR)	1991-92
Forbes, Marlon (CB)	1995-96	Marshall, Anthony (S)	1994	Young, Adam (TE)	2001
Foreman, Tyree (FB)	2002	Martin, Chris (CB)	1996	Zitelli, Emmett (C)	1997
Fryzel, Jimmy (WR)	2003	Matthews, Shane (QB)	1993		
Gaines, Teddy (CB)	2002	Matthews, Roshawn (LB)	2001		



# 1965 CHICAGO BEARS STATISTICS

**Record: 9-5, .643**
**3rd Place, Western Conf.**
**Head Coach: George S. Halas**

09/19	L	24-52	at San Francisco	33,211
09/25	L	28-30	at L.A. Rams	36,359
10/03	L	14-23	at Green Bay	50,852
10/10	W	31-6	L.A. Rams	45,760
10/17	W	45-37	at Minnesota	47,426
10/24	W	38-3	DETROIT	45,658
10/31	W	31-10	GREEN BAY	45,664
11/07	L	21-26	BALTIMORE	45,656
11/14	W	34-13	ST. LOUIS	45,663
11/21	W	17-10	at Detroit	51,499
11/28	W	35-14	at N.Y. Giants	62,933
12/05	W	13-0	at Baltimore	60,238
12/12	W	61-20	SAN FRANCISCO	46,278
12/19	L	17-24	MINNESOTA	46,604

	Bears	Opp
<b>TOTAL FIRST DOWNS</b>	<b>257</b>	<b>244</b>
Rushing	132	87
Passing	110	136
Penalty	15	21
3rd Down, Made/Att	NA	NA
3rd Down Pct.	NA	NA
4th Down, Made/Att	NA	NA
4th Down Pct.	NA	NA
<b>TOTAL NET YARDS</b>	<b>4897</b>	<b>4268</b>
Avg. Per Game	350	305
Total Plays	870	884
Avg. Per Play	5.6	4.8
<b>NET YARDS RUSHING</b>	<b>2131</b>	<b>1530</b>
Avg. Per Game	152	109
Total Rushes	479	400
<b>NET YARDS PASSING</b>	<b>2766</b>	<b>2738</b>
Avg. Per Game	198	196
Sacked/Yards Lost	30/254	40/348
Gross Yards	3020	3086
Att./Completions	361/201	444/217
Completion Pct.	55.7	48.9
Had Intercepted	12	20
<b>PUNTS/AVERAGE</b>	<b>58/42.7</b>	<b>65/42.3</b>
<b>NET PUNTING AVG.</b>	<b>NA</b>	<b>NA</b>
<b>PENALTIES/YARDS</b>	<b>96/826</b>	<b>68/611</b>
<b>FUMBLES</b>	<b>33</b>	<b>33</b>
<b>TOUCHDOWNS</b>	<b>54</b>	<b>33</b>
Rushing	27	15
Passing	22	18
Returns	5	0

Score by Period	1	2	3	4	Tot
BEARS	64	99	93	153	409
OPPONENTS	35	90	64	88	268

SCORING	Tds:Ru-Pa-R	K-PAT	FG	2pt	Pts			
Sayers	22	14	6	2	0	132		
Leclerc	0	0	0	0	52/52	11/26	0	85
Arnett	5	5	0	0	0	30	0	30
Bull	4	3	1	0	0	24	0	24
J. Jones	4	0	4	0	0	24	0	24
J. Morris	4	0	4	0	0	24	0	24
Bukich	3	3	0	0	0	18	0	18
Gordon	3	0	3	0	0	18	0	18
Bivins	2	0	2	0	0	12	0	12
Dika	2	0	2	0	0	12	0	12
Livingston	2	2	0	0	0	12	0	12
Taylor	1	0	0	1	0	6	0	6
McRae	1	0	0	1	0	6	0	6
Whitsell	1	0	0	1	0	6	0	6
BEARS	54	27	22	5	52/52	11/26	0	409
OPPONENTS	33	15	18	0	30/33	15/24	1	275

RUSHING	No	Yds	Avg	Lg	TD
Sayers	166	867	5.2	61t	14
Bull	91	417	4.6	33t	3
Arnett	102	363	3.6	24t	5
Livingston	63	363	5.8	30	2
Marconi	19	47	2.5	10	0
Bukich	28	33	1.2	24	3
Wade	5	18	3.6	16	0
J. Jones	2	13	6.5	7	0
Gordon	2	10	5.0	6	0
Karek	1	0	0.0	0	0
<b>BEARS</b>	<b>479</b>	<b>2131</b>	<b>4.4</b>	<b>61t</b>	<b>27</b>
<b>OPPONENTS</b>	<b>400</b>	<b>1530</b>	<b>3.8</b>	<b>NA</b>	<b>15</b>

RECEIVING	No	Yds	Avg	Lg	TD
J. Morris	53	846	15.9	80t	4
Dika	36	454	12.6	44	2
Sayers	29	507	17.5	80t	6
J. Jones	21	350	16.7	54	4
Bull	16	186	11.6	41	1
Gordon	13	279	21.5	51	3
Livingston	12	134	11.2	30	0
Arnett	12	114	9.5	30	0
Bivins	4	108	27.0	52t	2
Marconi	4	43	10.8	29	0
Marlin	1	-1	-1.0	-1	0
<b>BEARS</b>	<b>201</b>	<b>3020</b>	<b>10.0</b>	<b>80t</b>	<b>22</b>
<b>OPPONENTS</b>	<b>150</b>	<b>3086</b>	<b>14.9</b>	<b>77</b>	<b>18</b>

PUNTING	No	Yds	Avg	Net	TB	in	Lg	B
Green	58	2479	42.7					66
<b>BEARS</b>	<b>58</b>	<b>2479</b>	<b>42.7</b>					<b>66</b>
<b>OPPONENTS</b>	<b>65</b>	<b>2750</b>	<b>42.3</b>					<b>NA</b>

INTS	No	Yds	Avg	Lg	TD
Bukus	5	84	16.8	38	0
McRae	4	116	29.0	89t	1
Whitsell	4	67	16.8	32	1
Peltibon	2	22	11.0	18	0
Fortunato	2	0	0.0	0	0
Evey	1	15	15.0	15	0
Taylor	1	3	3.0	3	0
Atkins	1	0	0.0	0	0
<b>BEARS</b>	<b>20</b>	<b>307</b>	<b>15.4</b>	<b>89t</b>	<b>2</b>
<b>OPPONENTS</b>	<b>12</b>	<b>219</b>	<b>18.3</b>	<b>NA</b>	<b>NA</b>

KO RETURNS	No	Yds	Avg	Lg	TD
Sayers	21	660	31.4	96t	1
Gordon	14	242	17.3	41	0
Arnett	5	150	30.0	77	0
Livingston	2	66	33.0	66	0
Smith	1	17	17.0	17	0
Kurek	1	1	1.0	11	0
Leclerc	1	0	0.0	0	0
<b>BEARS</b>	<b>52</b>	<b>1132</b>	<b>21.8</b>	<b>96t</b>	<b>1</b>
<b>OPPONENTS</b>	<b>38</b>	<b>921</b>	<b>24.3</b>	<b>86</b>	<b>1</b>

PUNT RET.	Ret	FC	Yds	Avg	Lg	TD
Sayers	16	9	238	14.9	65t	1
Arnett	11	4	52	4.7	22	0
Smith	1	0	2	2.0	2	0
Gordon	1	0	-3	-3.0	-3	0
<b>BEARS</b>	<b>29</b>	<b>13</b>	<b>289</b>	<b>9.9</b>	<b>65t</b>	<b>1</b>
<b>OPPONENTS</b>	<b>22</b>	<b>14</b>	<b>123</b>	<b>5.6</b>	<b>NA</b>	<b>NA</b>

PASSING	Att	Cmp	Yds	Cmp%	Yd/Att	TD	TD%	Int	Int%	Lg	Sack/Lost	Rating
Bukich	312	176	2641	56.4	8.46	20	6.4	9	2.9	80t	25/214	93.7
Wade	41	20	204	48.8	4.98	0	0.0	2	4.9	29	5/40	43.1
Bull	3	2	63	66.7	21.00	0	0.0	0	0.0	54	0/0	109.7
Sayers	3	2	53	66.7	17.67	1	33.3	1	33.3	27	0/0	109.7
Arnett	2	1	59	50.0	29.50	1	50.0	0	0.0	59t	0/0	135.4
<b>BEARS</b>	<b>361</b>	<b>201</b>	<b>3020</b>	<b>55.7</b>	<b>8.37</b>	<b>22</b>	<b>6.1</b>	<b>12</b>	<b>3.3</b>	<b>80t</b>	<b>30/254</b>	<b>89.8</b>
<b>OPPONENTS</b>	<b>444</b>	<b>217</b>	<b>2738</b>	<b>48.9</b>	<b>6.17</b>	<b>18</b>	<b>4.1</b>	<b>20</b>	<b>4.5</b>	<b>NA</b>	<b>40/348</b>	<b>63.3</b>





## 1966 CHICAGO BEARS STATISTICS

Record: 5-7-2, .429

5th Place, Western Conf.

Head Coach: George S. Halas

09/11	L	3-14	at Detroit	52,225
09/16	L	17-31	at L.A. Rams	58,916
10/02	W	13-10	at Minnesota	47,426
10/09	W	27-17	BALTIMORE	47,452
10/16	L	0-17	GREEN BAY	48,573
10/23	W	17-10	L.A. RAMS	47,475
10/31	L	17-24	at St. Louis	49,516
11/06	T	10-10	DETROIT	47,041
11/13	T	30-30	SAN FRANCISCO	47,078
11/20	L	6-13	at Green Bay	50,861
11/27	W	23-6	ATLANTA	44,777
12/04	L	16-21	at Baltimore	60,238
12/11	L	14-41	at San Francisco	37,170
12/18	W	41-28	MINNESOTA	45,191

	Bears	Opp
<b>TOTAL FIRST DOWNS</b>	<b>196</b>	<b>239</b>
Rushing	96	102
Passing	85	116
Penalty	15	21
3rd Down: Made/Att	44/182	67/198
3rd Down Pct	24.2	33.8
4th Down: Made/Att	5/13	8/14
4th Down Pct	38.5	57.1
<b>TOTAL NET YARDS</b>	<b>3699</b>	<b>3971</b>
Avg. Per Game	264.2	283.6
Total Plays	801	872
Avg. Per Play	4.6	4.6
<b>NET YARDS RUSHING</b>	<b>1927</b>	<b>1604</b>
Avg. Per Game	137.6	114.6
Total Rushes	463	466
<b>NET YARDS PASSING</b>	<b>1966</b>	<b>2600</b>
Avg. Per Game	140.4	185.7
Sacked/Yards Lost	29/244	29/233
Gross Yards	2210	2833
Att./Completions	338/159	406/202
Completion Pct	47.0	49.8
Had Intercepted	15	23
<b>PUNTS/AVERAGE</b>	<b>80/41.9</b>	<b>71/42.4</b>
<b>NET PUNTING AVG.</b>	<b>37.9</b>	<b>39.9</b>
<b>PENALTIES/YARDS</b>	<b>80/714</b>	<b>71/686</b>
<b>FUMBLES/BALL LOST</b>	<b>26/12</b>	<b>35/23</b>
<b>TOUCHDOWNS</b>	<b>26</b>	<b>34</b>
Rushing	12	21
Passing	10	13
Returns	4	0

Score by Period	1	2	3	4	Tot
BEARS	75	57	26	76	234
OPPONENTS	59	79	62	72	272

SCORING	TDs	Rs	Pa	R	K	PAT	FG	2pt	Pts
Leclerc	0	0	0	0	24/25	18/30	0	78	
Sayers	12	8	2	2	0	0	0	72	
Jones	5	0	5	0	0	0	0	30	
Bukich	2	2	0	0	0	0	0	12	
Ditka	2	0	2	0	0	0	0	12	
Arnett	1	1	0	0	0	0	0	6	
Fortunato	1	0	0	1	0	0	0	6	
Gordon	1	0	1	0	0	0	0	6	
Kurek	1	1	0	0	0	0	0	6	
O'Bradovich	1	0	0	1	0	0	0	6	
<b>BEARS</b>	<b>26</b>	<b>12</b>	<b>10</b>	<b>4</b>	<b>24/25</b>	<b>18/30</b>	<b>0</b>	<b>234</b>	
<b>OPPONENTS</b>	<b>34</b>	<b>13</b>	<b>13</b>	<b>8</b>	<b>32/33</b>	<b>12/29</b>	<b>0</b>	<b>272</b>	

RUSHING	No	Yds	Avg	Lg	TD
Sayers	229	1231	5.4	58t	8
Bull	100	318	3.2	13	0
Arnett	55	178	3.2	21	1
Kurek	52	179	3.4	12	1
Bukich	18	14	0.8	12t	2
Piccolo	3	12	4.0	5	0
Marconi	3	5	1.6	3	0
Gordon	1	2	2.0	2	0
Rakestraw	1	-5	-5.0	-5	0
Jones	1	-7	-7.0	-7	0
<b>BEARS</b>	<b>463</b>	<b>1927</b>	<b>4.2</b>	<b>58t</b>	<b>12</b>
<b>OPPONENTS</b>	<b>466</b>	<b>1604</b>	<b>3.4</b>	<b>30</b>	<b>21</b>

RECEIVING	No	Yds	Avg	Lg	TD
Sayers	34	447	13.1	80t	2
Ditka	32	378	11.8	30	2
Jones	28	504	18.0	80t	5
Bull	20	174	8.7	28	0
Gordon	15	210	14.0	40t	1
Kurek	10	178	17.8	49	0
Arnett	10	42	4.2	11	0
Morris	5	49	9.8	15	0
Allen	3	28	9.3	14	0
Bivins	2	6	3.0	4	0
<b>BEARS</b>	<b>159</b>	<b>1966</b>	<b>12.4</b>	<b>80t</b>	<b>10</b>
<b>OPPONENTS</b>	<b>202</b>	<b>2600</b>	<b>12.9</b>	<b>84t</b>	<b>13</b>

PASSING	Att	Cmp	Yds	Cmp%	Yd/Att	TD	TD%	Int	Int%	Lg	Sack/Lost	Rating
Bukich	309	147	1858	47.6	6.01	10	3.2	21	6.8	80t	26/211	49.3
Wade	21	9	79	42.9	3.76	0	0.0	1	4.8	14	0/0	33.6
Sayers	5	2	58	33.3	9.67	0	0.0	1	16.7	39	0/0	30.6
Bull	1	1	21	100.0	21.0	0	0.0	0	0.0	21	0/0	118.8
Arnett	1	0	0	0.0	0.0	0	0.0	0	0.0	0	0/0	00.0
Rakestraw	0	0	0	0.0	0.0	0	0.0	0	0.0	0	3/33	00.0
<b>BEARS</b>	<b>338</b>	<b>159</b>	<b>1966</b>	<b>47.0</b>	<b>5.82</b>	<b>10</b>	<b>3.0</b>	<b>23</b>	<b>6.8</b>	<b>80t</b>	<b>29/244</b>	<b>47.0</b>
<b>OPPONENTS</b>	<b>406</b>	<b>202</b>	<b>2600</b>	<b>49.8</b>	<b>6.40</b>	<b>13</b>	<b>3.2</b>	<b>15</b>	<b>3.7</b>	<b>84t</b>	<b>29/233</b>	<b>65.5</b>

PUNTING	No	Yds	Avg	Net	TB	In	Lg	B
Green	80	3358	41.9	37.9	4	12	69	0
<b>BEARS</b>	<b>80</b>	<b>3358</b>	<b>41.9</b>	<b>37.9</b>	<b>4</b>	<b>12</b>	<b>69</b>	<b>0</b>
<b>OPPONENTS</b>	<b>71</b>	<b>3010</b>	<b>42.4</b>	<b>39.9</b>	<b>4</b>	<b>22</b>	<b>70</b>	<b>0</b>

INTS	No	Yds	Avg	Lg	TD
Petitbon	4	34	8.5	20	0
Whitsell	3	44	14.7	21	0
McRae	3	53	17.7	53	0
Taylor	1	15	15.0	15	0
Butkus	1	3	3.0	3	0
Atkins	1	3	3.0	3	0
Fortunato	1	3	3.0	3	0
Gentry	1	0	0.0	0	0
<b>BEARS</b>	<b>15</b>	<b>155</b>	<b>10.3</b>	<b>53</b>	<b>0</b>
<b>OPPONENTS</b>	<b>23</b>	<b>426</b>	<b>18.5</b>	<b>94t</b>	<b>6</b>

KO RETURNS	No	Yds	Avg	Lg	TD
Sayers	23	718	31.2	93t	2
Gordon	19	521	27.4	94	0
Arnett	2	39	19.5	25	0
Butkus	3	32	10.7	18	0
Taylor	1	3	3.0	3	0
Brown	0	28	28.0	28	0
<b>BEARS</b>	<b>48</b>	<b>1341</b>	<b>27.9</b>	<b>94</b>	<b>2</b>
<b>OPPONENTS</b>	<b>49</b>	<b>1055</b>	<b>21.5</b>	<b>80</b>	<b>0</b>

PUNT RET.	Ret	FC	Yds	Avg	Lg	TD
Arnett	15	10	58	3.9	13	0
Sayers	6	11	44	7.3	27	0
Gordon	4	2	-5	-1.3	0	0
<b>BEARS</b>	<b>25</b>	<b>23</b>	<b>97</b>	<b>3.9</b>	<b>27</b>	<b>0</b>
<b>OPPONENTS</b>	<b>46</b>	<b>16</b>	<b>250</b>	<b>5.4</b>	<b>44t</b>	<b>1</b>

## WRIGLEY RECORD

The Bears' all-time record at Wrigley Field stands at 221-89-22, a total of 332 games, 330 as the home team. (Two of those victories came with the Bears as the "road" team: twice in 1920 against the Chicago Tigers). The 330 Bears' home games at Wrigley Field appears to be a National Football League record, though unofficial. The Bears-Wrigley connection edges out Cleveland's Municipal Stadium as host for 324 home games of the Cleveland Browns, from 1950 through 1995. As the reincarnation of the Cleveland Browns play in a new stadium since their return in 1999, the Bears-Wrigley "record" appears safe.

In fact, Wrigley Field has hosted a total of 342 NFL games: 330 Bears home games, five home games of the Chicago Tigers in 1920, and seven home games of the Chicago Cardinals in 1931 and 1932. Besides the Browns' 324 home games at Cleveland's Municipal Stadium, the Cleveland Indians played two home games there in 1931, and the Cleveland Rams played sixteen home contests in 1937 and 1939-1941. Municipal Stadium appears to have hosted a total of 342 total NFL games—same as Wrigley Field.



# 1967 CHICAGO BEARS STATISTICS

**Record: 7-6-1, .538**
**2nd Place, Central**
**Head Coach: George S. Halas**

09/17 L 13-41	at Pittsburgh	53,365
09/24 L 10-13	at Green Bay	50,861
10/01 W 17-7	at Minnesota	44,868
10/08 L 3-24	BALTIMORE	47,190
10/15 W 14-13	DETROIT	46,024
10/22 L 0-24	at Cleveland	83,183
10/29 L 17-28	L.A. RAMS	46,073
11/05 W 27-13	at Detroit	55,606
11/12 W 34-7	N.Y. GIANTS	46,223
11/19 W 30-3	ST. LOUIS	47,147
11/26 L 13-17	GREEN BAY	47,513
12/03 W 28-14	at San Francisco	25,613
12/10 T 10-10	MINNESOTA	40,110
12/17 W 23-14	at Atlanta	54,107

	Bears	Opp
<b>TOTAL FIRST DOWNS</b>	<b>175</b>	<b>215</b>
Rushing	98	91
Passing	62	98
Penalty	15	26
3rd Down Made/Att	NA	NA
3rd Down Pct	NA	NA
4th Down Made/Att	NA	NA
4th Down Pct	NA	NA
<b>TOTAL NET YARDS</b>	<b>3293</b>	<b>3406</b>
Avg. Per Game	235.2	243.3
Total Plays	757	789
Avg. Per Play	4.4	4.3
<b>NET YARDS RUSHING</b>	<b>1852</b>	<b>1534</b>
Avg. Per Game	132	110
Total Rushes	489	419
<b>NET YARDS PASSING</b>	<b>1441</b>	<b>1875</b>
Avg. Per Game	102.9	133.9
Sacked/Yards Lost	27/232	30/271
Gross Yards	1673	2146
Att./Completions	268/131	370/168
Completion Pct.	48.9	42.6
Had Intercepted	18	28
<b>PUNTS/AVERAGE</b>	<b>79/42.9</b>	<b>77/41.3</b>
<b>NET PUNTING AVG.</b>	<b>NA</b>	<b>NA</b>
<b>PENALTIES/YARDS</b>	<b>98/953</b>	<b>82/782</b>
<b>FUMBLES/BALL LOST</b>	<b>25/14</b>	<b>23/16</b>
<b>TOUCHDOWNS</b>	<b>29</b>	<b>27</b>
Rushing	12	12
Passing	9	14
Returns	8	1

Score by Period	1	2	3	4	Tot
BEARS	68	81	56	34	239
OPPONENTS	41	48	54	75	228

RUSHING	No	Yds	Avg	Lg	TD
Sayers	186	880	4.5	70	7
Piccolo	86	317	3.7	31	0
Concannon	67	279	4.2	31	3
Bull	61	176	2.9	11	0
Kurek	37	117	3.0	13	0
Rakestraw	11	42	3.8	20	2
Livingston	30	41	1.4	6	0
J. Jones	4	19	4.8	24	0
Morris	1	6	6.0	6	0
Gordon	3	-7	-2.3	9	0
Bukich	4	-13	-3.3	2	0
<b>BEARS</b>	<b>489</b>	<b>1852</b>	<b>3.8</b>	<b>70</b>	<b>12</b>
<b>OPPONENTS</b>	<b>419</b>	<b>1534</b>	<b>3.7</b>	<b>-</b>	<b>12</b>

RECEIVING	No	Yds	Avg	Lg	TD
Gordon	31	524	16.8	93	5
Morris	20	231	11.6	31	1
Bull	18	250	13.9	63	1
Sayers	16	126	7.9	32	1
Piccolo	13	103	7.9	25	0
Denney	12	113	9.4	19	0
J. Jones	7	138	19.7	34	0
Livingston	5	62	12.4	38	0
Kurek	5	30	6.0	8	0
R. Jones	3	80	26.6	41	1
Stoepl	1	6	6.0	6	0
<b>BEARS</b>	<b>131</b>	<b>1663</b>	<b>12.7</b>	<b>93</b>	<b>9</b>
<b>OPPONENTS</b>	<b>168</b>	<b>2146</b>	<b>12.8</b>	<b>-</b>	<b>14</b>

INTS	No	Yds	Avg	Lg	TD
B. McRae	5	94	18.8	34	2
Penitton	5	73	14.6	35	0
R. Taylor	5	19	3.8	10	0
Gentry	4	25	6.3	17	0
Buffone	3	39	13.0	22	0
Cornish	2	10	5.0	6	0
J. Taylor	1	27	27.0	27	0
Bukus	1	24	24.0	24	0
Brown	1	23	23.0	23	0
Amsler	1	0	0.0	0	0
<b>BEARS</b>	<b>28</b>	<b>332</b>	<b>11.9</b>	<b>35</b>	<b>2</b>
<b>OPPONENTS</b>	<b>18</b>	<b>246</b>	<b>13.7</b>	<b>-</b>	<b>1</b>

PASSING	Att	Cmp	Yds	Cmp%	Yd/Att	TD	TD%	Int	Int%	Lg	Sack/Lost	Rating
Concannon	166	92	1260	49.5	6.77	6	3.2	14	7.5	93	19/168	50.9
Bukich	33	18	185	54.5	5.61	0	0.0	2	6.1	30	5/42	45.6
Rakestraw	44	21	228	47.7	5.18	3	6.8	2	4.5	34	2/15	67.2
Sayers	5	0	0	0.0	0.0	0	0.0	0	0.0	0	0/0	39.6
Petitton	0	0	0	0.0	0.0	0	0.0	0	0.0	0	1/7	0.0
<b>BEARS</b>	<b>258</b>	<b>131</b>	<b>1673</b>	<b>48.9</b>	<b>6.24</b>	<b>9</b>	<b>3.4</b>	<b>18</b>	<b>6.7</b>	<b>93</b>	<b>27/232</b>	<b>52.0</b>
<b>OPPONENTS</b>	<b>370</b>	<b>168</b>	<b>2146</b>	<b>45.4</b>	<b>5.80</b>	<b>14</b>	<b>3.8</b>	<b>28</b>	<b>7.6</b>	<b>-</b>	<b>30/271</b>	<b>45.2</b>

PUNTING	No	Yds	Avg	Net	TB	In	Lg	B
Green	79	3392	42.9					68 0
<b>BEARS</b>	<b>79</b>	<b>3392</b>	<b>42.9</b>					<b>68 0</b>
<b>OPPONENTS</b>	<b>77</b>	<b>3180</b>	<b>41.3</b>					<b>NA -</b>

KO RETURNS	No	Yds	Avg	Lg	TD
Sayers	16	603	37.7	103	3
Gordon	16	397	24.8	32	0
Kurek	5	81	16.2	25	0
Dodd	3	34	11.3	24	0
Brown	2	34	17.0	17	0
J. Taylor	1	8	8.0	8	0
Knewald	1	0	0.0	0	0
Kuechenberg	1	0	0.0	0	0
Jackson	1	0	0.0	0	0
Stoepl	1	0	0.0	0	0
<b>BEARS</b>	<b>47</b>	<b>1157</b>	<b>24.6</b>	<b>103</b>	<b>3</b>
<b>OPPONENTS</b>	<b>52</b>	<b>1064</b>	<b>20.5</b>	<b>-</b>	<b>0</b>

PUNT RET.	Ret	FC	Yds	Avg	Lg	TD
Gordon	12	12	82	6.8	43	0
Morris	4	4	24	6.0	15	0
Sayers	3	8	80	26.7	58	1
Dodd	3	4	8	2.7	6	0
<b>BEARS</b>	<b>22</b>	<b>28</b>	<b>194</b>	<b>8.8</b>	<b>58</b>	<b>1</b>
<b>OPPONENTS</b>	<b>41</b>	<b>19</b>	<b>168</b>	<b>4.1</b>	<b>-</b>	<b>0</b>

## BEARS STADIUM RECORD BREAKDOWN

The Bears' regular season combined record at Soldier Field (old and new) stands at 168-111-1. The Bears have also played home games at Decatur (1921, victory over Rock Island); DePaul (1925, victory over Hammond); Mills (1930, tie versus Brooklyn); Loyola (1931, victory over Cleveland); Chicago Stadium (1932, victory over Portsmouth); Dyche Stadium (1970, victory over Philadelphia); and Memorial Stadium in Champaign (2002).

- Bears' record at Wrigley Field: 221-89-22 (.713)
- Bears' home record at Wrigley Field: 219-89-22 (.711)
- Bears' record at Soldier Field (through 2001): 147-100-1 (.595)
- Bears' record at Soldier Field (since 2003): 21-11 (.656)
- Bears' record at Memorial Stadium (2002): 3-5 (.375)
- Bears' regular season combined home record: 390-205-23 (.651)





## 1968 CHICAGO BEARS STATISTICS

Record: 7-7, .500

2nd Year, NFC Central  
Head Coach: Jim Dooley

09/15	L	28-38	WASHINGTON	41,321
09/22	L	0-42	at Detroit	50,688
09/29	W	27-17	at Minnesota	47,644
10/6	L	7-28	at Baltimore	60,238
10/13	L	10-28	DETROIT	46,996
10/20	W	29-16	at Philadelphia	60,858
10/27	W	26-24	MINNESOTA	46,562
11/03	W	13-10	at Green Bay	50,861
11/10	W	27-19	SAN FRANCISCO	46,978
11/17	L	13-16	ATLANTA	44,214
11/24	L	3-34	DALLAS	46,667
12/01	W	23-17	at New Orleans	78,285
12/08	W	17-16	at L.A. Rams	66,368
12/15	L	27-28	GREEN BAY	46,435

<b>TOTAL FIRST DOWNS</b>	<b>219</b>	<b>240</b>
Rushing	121	102
Passing	78	102
Penalty	20	36
3rd Down Made/Att	NA	NA
3rd Down Pct.	NA	NA
4th Down Made/Att	NA	NA
4th Down Pct.	NA	NA
<b>TOTAL NET YARDS</b>	<b>4058</b>	<b>4371</b>
Avg. Per Game	289.9	312.2
Total Plays	857	899
Avg. Per Play	4.7	4.9
<b>NET YARDS RUSHING</b>	<b>2377</b>	<b>1704</b>
Avg. Per Game	169.8	121.7
Total Rushes	500	427
<b>NET YARDS PASSING</b>	<b>1681</b>	<b>2667</b>
Avg. Per Game	135.9	171.7
Sacked/Yards Lost	24/187	30/226
Gross Yards	NA	NA
Att./Completions	343/158	333/172
Completion Pct.	46.1	51.7
Had Intercepted	18	21
<b>PUNTS/AVERAGE</b>	<b>66/38.0</b>	<b>66/40.1</b>
<b>NET PUNTING AVG.</b>	<b>NA</b>	<b>NA</b>
<b>PENALTIES/YARDS</b>	<b>113/1194</b>	<b>91/986</b>
<b>FUMBLES/BALL LOST</b>	<b>28/12</b>	<b>20/16</b>
<b>TOUCHDOWNS</b>	<b>25</b>	<b>43</b>
Rushing	14	17
Passing	10	25
Returns	1	1

PASSING	Att	Cmp	Yds	Cmp%	Yd/Att	TD	TD%	Int	Int%	Lg	Sack/Lost	Rating
Concannon	143	71	715	49.7	5.00	5	3.5	9	6.3	51	9/72	49.7
Carter	122	55	769	45.1	6.30	4	3.3	5	4.1	50	6/45	59.8
Rakestraw	67	30	361	44.7	5.39	1	1.5	7	10.4	80	6/49	27.2
Bukich	7	2	23	28.6	3.29	0	0.0	0	0.0	13	3/21	40.8
Sayers	2	0	0	0.0	0.00	0	0.0	0	0.0	0	0/0	39.6
Kilgore	1	0	0	0.0	0.00	0	0.0	0	0.0	0	0/0	39.6
Bull	1	0	0	0.0	0.00	0	0.0	0	0.0	0	0/0	39.6
<b>BEARS</b>	<b>343</b>	<b>158</b>	<b>1681</b>	<b>46.1</b>	<b>4.90</b>	<b>10</b>	<b>2.9</b>	<b>21</b>	<b>6.1</b>	<b>80</b>	<b>24/187</b>	<b>45.1</b>
<b>OPPONENTS</b>	<b>333</b>	<b>172</b>	<b>2667</b>	<b>51.7</b>	<b>8.01</b>	<b>25</b>	<b>7.5</b>	<b>18</b>	<b>5.4</b>	<b>99t</b>	<b>30/226</b>	<b>81.0</b>

Score by Period	1	2	3	4	OT	Tot
BEARS	68	95	27	60	0	250
OPPONENTS	68	137	60	68	0	333

SCORING	TDs	Rs	Pa	R	K	PAT	FG	2pt	Pts
Percival	0	0	0	0	25/25	25/36	0	0	100
Carter	4	4	0	0	0	0	0	24	24
Gordon	4	0	4	0	0	0	0	24	24
Bull	3	3	0	0	0	0	0	18	18
Concannon	2	2	0	0	0	0	0	12	12
Sayers	2	2	0	0	0	0	0	12	12
Piccolo	2	2	0	0	0	0	0	12	12
Denney	2	0	2	0	0	0	0	12	12
Wallace	2	0	2	0	0	0	0	12	12
Turner	2	0	2	0	0	0	0	12	12
Kurek	1	1	0	0	0	0	0	6	6
R. Taylor	1	0	0	1	0	0	0	6	6
<b>BEARS</b>	<b>25</b>	<b>14</b>	<b>10</b>	<b>1</b>	<b>25/25</b>	<b>25/36</b>	<b>0</b>	<b>250</b>	<b>250</b>
<b>OPPONENTS</b>	<b>43</b>	<b>17</b>	<b>25</b>	<b>1</b>	<b>38/40</b>	<b>11/31</b>	<b>0</b>	<b>333</b>	<b>333</b>

RUSHING	No	Yds	Avg	Lg	TD
Sayers	138	856	6.2	63	2
Bull	107	472	4.4	24	3
Piccolo	123	450	3.7	19	2
Carter	48	265	5.5	31	4
Concannon	28	104	3.7	16	2
Kurek	17	95	5.6	23	1
Wallace	3	29	9.7	18	0
Lyle	4	28	7.0	26	0
Livingston	7	25	3.6	8	0
Hull	12	22	1.8	12	0
Turner	2	16	8.0	14	0
Rakestraw	9	12	1.3	7	0
Green	1	4	4.0	4	0
Denney	1	-1	-1.0	-1	0
<b>BEARS</b>	<b>500</b>	<b>2377</b>	<b>4.8</b>	<b>63</b>	<b>14</b>
<b>OPPONENTS</b>	<b>427</b>	<b>1704</b>	<b>4.0</b>	<b>46</b>	<b>17</b>

RECEIVING	No	Yds	Avg	Lg	TD
Gordon	29	477	16.5	51	4
Piccolo	28	291	10.4	44	0
Denney	23	247	10.7	46	2
Wallace	19	281	14.8	27	2
Bull	17	145	8.5	24	0
Sayers	15	117	7.8	21	0
Turner	14	208	14.9	80	2
Lyle	5	32	6.4	13	0
Kurek	4	50	12.5	23	0
Hull	4	20	5.0	9	0
<b>BEARS</b>	<b>158</b>	<b>1681</b>	<b>10.6</b>	<b>80</b>	<b>10</b>
<b>OPPONENTS</b>	<b>172</b>	<b>2667</b>	<b>15.5</b>	<b>99t</b>	<b>25</b>

PUNTING	No	Yds	Avg	Net	TB	In	Lg	B
Green	27	1142	42.3					58 1
Kilgore	35	1231	35.2					50 2
Lyle	4	144	33.5					39 0
<b>BEARS</b>	<b>66</b>	<b>2508</b>	<b>38.0</b>					<b>58 3</b>
<b>OPPONENTS</b>	<b>66</b>	<b>2640</b>	<b>40.1</b>					<b>63 0</b>

INTS	No	Yds	Avg	Lg	TD
McRae	4	41	10.3	22	0
R. Taylor	3	96	32.0	96	1
Bulkus	3	14	4.7	14	0
Phillips	2	23	11.5	17	0
Petitbon	2	18	9.0	18	0
Buffone	1	21	21.0	21	0
Gentry	1	7	7.0	7	0
Evey	1	6	6.0	6	0
J. Taylor	1	0	0.0	0	0
<b>BEARS</b>	<b>18</b>	<b>226</b>	<b>12.6</b>	<b>96</b>	<b>1</b>
<b>OPPONENTS</b>	<b>21</b>	<b>260</b>	<b>12.4</b>	<b>50</b>	<b>1</b>

KO RETURNS	No	Yds	Avg	Lg	TD
Turner	20	363	18.2	33	0
Sayers	17	461	27.1	46	0
Childs	8	291	36.4	88	0
Kurek	4	48	12.0	20	0
Gordon	3	97	32.3	37	0
Wallace	3	80	26.7	42	0
Bulkus	2	30	15.0	28	0
Kuechenberg	1	0	0.0	0	0
<b>BEARS</b>	<b>58</b>	<b>1370</b>	<b>23.6</b>	<b>88</b>	<b>0</b>
<b>OPPONENTS</b>	<b>54</b>	<b>968</b>	<b>17.9</b>	<b>41</b>	<b>0</b>

PUNT RET.	Ret	FC	Yds	Avg	Lg	TD
Turner	9	17	19	2.1	12	0
Wallace	6	3	27	4.5	9	0
Sayers	2	3	29	14.5	18	0
Gordon	1	1	5	5.0	5	0
Hazelton	1	0	1	1.0	1	0
<b>BEARS</b>	<b>19</b>	<b>24</b>	<b>81</b>	<b>4.3</b>	<b>18</b>	<b>0</b>
<b>OPPONENTS</b>	<b>28</b>	<b>19</b>	<b>120</b>	<b>4.3</b>	<b>40</b>	<b>0</b>

FGs	1-19	20-29	30-39	40-49	50+
Percival	7/1	6/1	5/1	6/1	1/1
<b>BEARS</b>	<b>7/1</b>	<b>6/1</b>	<b>5/1</b>	<b>6/1</b>	<b>1/1</b>
<b>OPPONENTS</b>	<b>2/1</b>	<b>2/1</b>	<b>4/1</b>	<b>3/1</b>	<b>0/1</b>

Percival: 43, 31, 33, 39, 31, 28, 15, 14, 12, 42, 21, 47, 10, 43, 42, 15, 34, 14, 20, 50, 46, 20, 20, 14, 26
--

OPPONENTS: 37, 43, 30, 37, 44, 38, 19, 20, 21, 49, 19
---

DEFENSE	T	S	A	FF	FR	PD	Sa	Int
(Top 9)								
Bulkus	127	55	NA	1	NA		NA	3
Buffone	92	34	NA	1	NA		9.0	1
Evey	52	36	NA	0	NA		8.0	1
R. Taylor	47	11	NA	0	NA		NA	3
Phillips	35	20	NA	0	NA		9.0	2
J. Taylor	35	9	NA	1	NA		NA	1
McRae	32	9	NA	0	NA		7.0	4
Johnson	26	19	NA	0	NA		5.0	0
Cornish	23	11	NA	0	NA		NA	0
<b>Sacks</b>	<b>Buffone 9.0</b>	<b>Phillips 9.0</b>	<b>Evey 8.0</b>	<b>McRae 7.0</b>	<b>Johnson 5.0</b>			
<b>TEAM: 30.0</b>	<b>OPPONENTS: 24.0</b>							

## USUAL STARTERS

Offense	Defense
WR ... Dick Gordon	RE ... Loyd Phillips
LT ... Randy Jackson	RT ... Dick Evey
LG ... George Seals	LT ... John Johnson
C ... Mike Pyle	LE ... Ed O'Bradovich
RG ... James Cadile	WLB ... James Purnell
RT ... Bob Wetoska	MLB ... Dick Butkus
TE ... Austin Denney	SLB ... Doug Buffone
WR ... Cecil Turner	RCB ... Joe Taylor
QB ... Jack Concannon	LCB ... Bennie McRae
RB ... Gale Sayers	SS ... Richie Petitbon
FB ... Ronnie Bull	FS ... Roosevelt Taylor

Team Stats	Bears	Avg
Total Yards	4058	289.9
Rushing Yards	2377	169.8
Passing Yards	1681	120.1
Points Scored	250	17.9
	Opp	Avg
Total Yards	4371	312.2
Rushing Yards	1704	121.7
Passing Yards	2667	190.5
Points Scored	333	23.8

## 1969 CHICAGO BEARS STATISTICS

Record: 1-13, .071

4th Place, NFC Central

Head Coach: Jim Dooley

09/21	L	0-17	at Green Bay	50,861
09/28	L	17-20	at St. Louis	50,039
10/05	L	24-28	at N. Y. Giants	62,583
10/12	L	0-31	MINNESOTA	45,757
10/19	L	7-13	at Detroit	54,732
10/26	L	7-9	L.A. RAMS	45,985
11/02	L	14-31	at Minnesota	47,900
11/09	W	38-7	PITTSBURGH	45,851
11/16	L	31-48	at Atlanta	53,722
11/23	L	21-24	BALTIMORE	45,455
11/30	L	24-28	CLEVELAND	45,050
12/06	L	21-42	at San Francisco	32,826
12/14	L	3-21	GREEN BAY	45,216
12/21	L	3-20	DETROIT	41,879

	Bears	Opp
<b>TOTAL FIRST DOWNS</b>	<b>237</b>	<b>208</b>
Rushing	120	89
Passing	97	98
Penalty	20	21
3rd Down Made/Att	NA	NA
3rd Down Pct	NA	NA
4th Down Made/Att	NA	NA
4th Down Pct	NA	NA
<b>TOTAL NET YARDS</b>	<b>3568</b>	<b>3881</b>
Avg Per Game	255	278
Total Plays	901	769
Avg Per Play	3.9	5.1
<b>NET YARDS RUSHING</b>	<b>2078</b>	<b>1900</b>
Avg Per Game	148	136
Total Rushes	462	440
<b>NET YARDS PASSING</b>	<b>1490</b>	<b>1981</b>
Avg Per Game	106	142
Sacked/Yards Lost	55/439	33/258
Gross Yards	1929	2239
Att./Completions	384/193	296/150
Completion Pct.	50.1	50.7
Had Intercepted	21	16
<b>PUNTS/AVERAGE</b>	<b>76/39.0</b>	<b>59/41.7</b>
<b>NET PUNTING AVG.</b>	<b>NA</b>	<b>NA</b>
<b>PENALTIES/YARDS</b>	<b>89/940</b>	<b>66/612</b>
<b>FUMBLES/BALL LOST</b>	<b>27/17</b>	<b>21/11</b>
<b>TOUCHDOWNS</b>	<b>26</b>	<b>43</b>
Rushing	14	17
Passing	11	23
Returns	1	3

PASSING	Att	Cmp	Yds	Cmp%	Yd/Att	TD	TD%	Int	Int%	Lg	Sack/Lost	Rating
Concannon	160	87	783	54.4	4.89	4	2.5	8	5.0	38	14/104	55.3
Douglass	148	68	773	45.9	5.22	5	3.4	8	5.4	48	37/312	50.9
Carter	71	36	343	50.7	4.83	2	2.8	5	7.0	41	3/20	44.5
Green	2	2	30	100.0	15.00	0	0.0	0	0.0	19	0/0	118.8
Bull	1	0	0	0.0	0.00	0	0.0	0	0.0	-	0/0	39.6
Sayers	2	0	0	0.0	0.00	0	0.0	0	0.0	-	1/3	39.6
<b>BEARS</b>	<b>384</b>	<b>193</b>	<b>1929</b>	<b>50.1</b>	<b>5.02</b>	<b>11</b>	<b>2.9</b>	<b>21</b>	<b>5.5</b>	<b>48</b>	<b>55/439</b>	<b>51.7</b>
<b>OPPONENTS</b>	<b>296</b>	<b>150</b>	<b>2239</b>	<b>50.7</b>	<b>7.56</b>	<b>23</b>	<b>7.8</b>	<b>16</b>	<b>5.4</b>	<b>77</b>	<b>33/258</b>	<b>79.2</b>

Score by Period	1	2	3	4	OT	Tot
BEARS	30	86	57	37	0	210
OPPONENTS	79	88	76	96	0	339

SCORING	TDs: Ru-Pa-R	K-PAT	FG	2pt	Pts
Percival	0	0	0	0	26/26 8/21 0
Sayers	8	6	0	0	48
Wallace	5	0	5	0	30
Gordon	4	0	4	0	24
Piccolo	3	2	1	3	18
Douglass	2	2	0	0	12
Concannon	1	1	0	0	6
Denney	1	0	1	0	6
Hull	1	1	0	0	6
Youngblood	1	0	0	1	6
BEARS	26	14	11	26/26 8/21	0 210
OPPONENTS	43	17	23	42/42 13/27	0 339

RUSHING	No	Yds	Avg	Lg	TD
Sayers	236	1032	4.4	28	8
Douglass	51	408	8.0	39	2
Bull	44	187	4.3	16	0
Piccolo	45	148	3.3	15	2
Hull	29	81	2.8	14	1
Concannon	22	62	2.8	30	1
Montgomery	15	52	3.5	6	0
Gordon	2	28	14.0	22	0
Kurek	8	24	3.0	6	0
Carter	4	19	4.8	11	0
Green	1	17	17.0	17	0
Wallace	4	16	4.0	15	0
Denney	1	4	4.0	4	0
<b>BEARS</b>	<b>462</b>	<b>2078</b>	<b>4.5</b>	<b>39</b>	<b>14</b>
<b>OPPONENTS</b>	<b>440</b>	<b>1900</b>	<b>4.3</b>	<b>80</b>	<b>17</b>

RECEIVING	No	Yds	Avg	Lg	TD
Wallace	47	553	11.8	45	5
Gordon	36	414	11.5	41	4
Denney	22	203	9.2	29	1
Piccolo	17	143	8.4	25	1
Sayers	17	116	6.8	25	0
Bull	14	91	6.5	17	0
Simmons	13	178	13.0	48	0
Hull	12	63	5.3	29	0
Cyden	7	100	14.3	21	0
Kurek	4	30	7.5	13	0
Montgomery	2	8	4.0	6	0
Turner	1	19	19.0	19	0
Lyle	1	11	11.0	11	0
<b>BEARS</b>	<b>193</b>	<b>1929</b>	<b>10.0</b>	<b>48</b>	<b>11</b>
<b>OPPONENTS</b>	<b>150</b>	<b>2239</b>	<b>14.9</b>	<b>77</b>	<b>23</b>

PUNTING	No	Yds	Avg	Net	TB	In	Lg	B
Green	76	2964	39.0					59
<b>BEARS</b>	<b>76</b>	<b>2964</b>	<b>39.0</b>					<b>59</b>
<b>OPPONENTS</b>	<b>59</b>	<b>2460</b>	<b>41.7</b>					<b>72</b>

INTS	No	Yds	Avg	Lg	TD
J. Taylor	3	37	12.3	23	0
Daniels	3	37	12.3	32	0
Youngblood	3	22	7.3	22	1
Butkus	2	13	6.5	11	0
Buffone	2	12	6.0	12	0
Lyle	1	10	10.0	10	0
Pride	1	1	1.0	1	0
McRae	1	0	0.0	0	0
<b>BEARS</b>	<b>16</b>	<b>132</b>	<b>8.3</b>	<b>32</b>	<b>1</b>
<b>OPPONENTS</b>	<b>21</b>	<b>NA</b>	<b>NA</b>	<b>44</b>	<b>0</b>

KO RETURNS	No	Yds	Avg	Lg	TD
Sayers	14	339	24.2	52	0
Lyle	11	248	22.5	32	0
Turner	10	326	32.6	74	0
Gordon	6	105	17.5	27	0
Kurek	4	66	16.5	20	0
Butkus	3	28	9.3	28	0
Seals	2	20	10.0	20	0
Holman	1	0	0.0	0	0
Kuechenberg	1	0	0.0	0	0
<b>BEARS</b>	<b>52</b>	<b>1132</b>	<b>21.8</b>	<b>74</b>	<b>0</b>
<b>OPPONENTS</b>	<b>38</b>	<b>921</b>	<b>24.3</b>	<b>86</b>	<b>1</b>

PUNT RET.	Ret	FC	Yds	Avg	Lg	TD
Lyle	12	1	78	6.5	27	0
Piccolo	9	5	43	4.8	15	0
Turner	8	2	32	4.0	12	0
Gordon	1	0	11	11.0	11	0
Sayers	0	1	0	0.0	0	0
<b>BEARS</b>	<b>30</b>	<b>9</b>	<b>164</b>	<b>5.47</b>	<b>27</b>	<b>0</b>
<b>OPPONENTS</b>	<b>28</b>	<b>NA</b>	<b>106</b>	<b>3.75</b>	<b>24</b>	<b>0</b>

FGs	1-19	20-29	30-39	40-49	50+
Percival	1/	3/	4/	0/	0/
<b>BEARS</b>	<b>1/</b>	<b>3/</b>	<b>4/</b>	<b>0/</b>	<b>0/</b>
<b>OPPONENTS</b>	<b>3/</b>	<b>4/</b>	<b>3/</b>	<b>3/</b>	<b>0/</b>
Percival: 34, 10, 37, 27, 35, 21, 25, 38					
<b>OPPONENTS:</b>					
32, 24, 20, 46, 28, 23, 11, 48, 30, 17, 17, 43, 31					

DEFENSE	T	S	A	FF	FR	PD	Sa	Int
Buffone	68	NA	NA	NA	NA	3	0	2
Taylor	41	30	11	NA	NA	NA	NA	3
Holman	40	14	26	NA	NA	NA	NA	0
Evey	39	3	36	NA	NA	NA	6	0
O'Bradovich	35	14	21	NA	NA	NA	NA	0
McRae	25	20	5	NA	NA	NA	NA	1
<b>SACKS:</b> Evey 6.0, Buffone 3.0								
<b>TEAM 33.0, OPPONENTS 55.0</b>								

## USUAL STARTERS

Offense	Defense
WR ... Bob Wallace	RE ... Ed O'Bradovich
LT ... Randy Jackson	RT ... Willie Holman
LG ... George Seals	LT ... Frank Cornish
C ... Mike Pyle	LE ... Dick Evey
RG ... James Cadile	WLB ... Rudy Kuechenberg
RT ... Rufus Mayes	MLB ... Dick Butkus
TE ... Austin Denney	SLB ... Doug Buffone
WR ... Dick Gordon	RCB ... Joe Taylor
QB ... Bobby Douglass	LCB ... Bernie McRae
RB ... Gale Sayers	SS ... George Youngblood
FB ... Ronnie Bull	FS ... Dick Daniels

Team Stats	Bears	Avg
Total Yards	3568	254.9
Rushing Yards	2078	148.4
Passing Yards	1490	106.4
Points Scored	210	15.0
	Opp	Avg
Total Yards	3881	277.2
Rushing Yards	1900	135.7
Passing Yards	1981	141.5
Points Scored	339	19.7



## 1970 CHICAGO BEARS STATISTICS

Record: 6-8, .429

3rd Place, NFC Central  
Head Coach: Jim Dooley

09/19	W	24-16	at N.Y. Giants	62,936
09/27	W	20-16	PHILADELPHIA	53,643
10/05	L	14-28	at Detroit	58,210
10/11	L	0-24	MINNESOTA	45,405
10/18	L	7-20	SAN DIEGO	45,278
10/25	L	10-16	DETROIT	45,632
11/01	W	23-14	at Atlanta	58,850
11/08	L	16-37	SAN FRANCISCO	45,607
11/15	L	19-20	at Green Bay	58,263
11/22	W	31-13	BUFFALO	41,015
11/29	L	20-21	at Baltimore	60,240
12/05	L	13-16	at Minnesota	47,900
12/13	W	35-17	GREEN BAY	44,957
12/20	W	24-3	at New Orleans	63,518

	Bears	Opp
<b>TOTAL FIRST DOWNS</b>	<b>179</b>	<b>234</b>
Rushing	83	83
Passing	76	133
Penalty	20	18
3rd Down Made/Att	NA	NA
3rd Down Pct.	NA	NA
4th Down Made/Att	NA	NA
4th Down Pct.	NA	NA
<b>TOTAL NET YARDS</b>	<b>2431</b>	<b>2925</b>
Avg Per Game	173.6	208.9
Total Plays	805	895
Avg Per Play	4.0	4.5
<b>NET YARDS RUSHING</b>	<b>1092</b>	<b>1471</b>
Avg Per Game	78.0	105.1
Total Rushes	353	459
<b>NET YARDS PASSING</b>	<b>2173</b>	<b>2596</b>
Avg Per Game	135.9	171.7
Sacked/Yards Lost	33/258	42/329
Gross Yards	2431	2925
Att./Completions	422/210	394/233
Completion Pct.	49.8	59.1
Had Intercepted	22	17
<b>PUNTS/AVERAGE</b>	<b>84/40.8</b>	<b>87/37.6</b>
<b>NET PUNTING AVG.</b>	<b>NA</b>	<b>NA</b>
<b>PENALTIES/YARDS</b>	<b>NA</b>	<b>NA</b>
<b>FUMBLES/BALL LOST</b>	<b>29/14</b>	<b>27/13</b>
<b>TOUCHDOWNS</b>	<b>28</b>	<b>31</b>
Rushing	3	11
Passing	21	18
Returns	4	2

PASSING	Att	Cmp	Yds	Cmp%	Yd/Att	TD	TD%	Int	Int%	Lg	Sack/Lost	Rating
Concannon	385	194	2130	50.4	5.55	16	4.2	18	4.7	69	24/206	61.5
Douglass	30	12	218	40.0	7.27	4	13.3	3	10.0	53	7/46	65.7
Green	2	2	37	100.0	18.50	0	0.0	0	0.0	34	0/0	118.8
Bull	4	2	46	50.0	11.50	1	25.0	1	25.0	34	0/0	91.7
Nix	1	0	0	0.0	0.00	0	0.0	1	100.0	00	1/2	0.0
Lyle	0	0	0	0.0	0.00	0	0.0	0	0.0	00	1/4	-
<b>BEARS</b>	<b>422</b>	<b>210</b>	<b>2431</b>	<b>49.8</b>	<b>5.76</b>	<b>21</b>	<b>5.0</b>	<b>23</b>	<b>5.5</b>	<b>69</b>	<b>33/258</b>	<b>61.4</b>
<b>OPPONENTS</b>	<b>394</b>	<b>233</b>	<b>2925</b>	<b>59.1</b>	<b>7.42</b>	<b>18</b>	<b>4.6</b>	<b>17</b>	<b>4.3</b>	<b>79</b>	<b>42/329</b>	<b>79.5</b>

Score by Period	1	2	3	4	OT	Tot
BEARS	82	57	37	73	0	256
OPPONENTS	48	60	82	78	0	261

SCORING	TDs	Ru	Pa	R	K	PAT	FG	2pt	Pts
Percival	0	0	0	0	28/28	20/34	0	88	
Gordon	13	0	13	0	0	0	0	78	
Seymour	4	0	4	0	0	0	0	24	
Turner	4	0	4	0	0	0	0	24	
Concannon	2	2	0	0	0	0	0	12	
Farmer	2	0	2	0	0	0	0	12	
Coady	1	0	1	0	0	0	0	6	
Ogden	1	0	1	0	0	0	0	6	
Shy	1	1	0	0	0	0	0	6	
<b>BEARS</b>	<b>28</b>	<b>3</b>	<b>21</b>	<b>4</b>	<b>28/28</b>	<b>20/34</b>	<b>0</b>	<b>256</b>	
<b>OPPONENTS</b>	<b>31</b>	<b>11</b>	<b>18</b>	<b>2</b>	<b>27/27</b>	<b>16/29</b>	<b>0</b>	<b>261</b>	

RUSHING	No	Yds	Avg	Lg	TD
Montgomery	62	229	3.7	38	0
Shy	79	227	2.9	45	1
Bull	68	214	3.2	28	0
Concannon	42	136	3.2	16	2
Hull	32	99	3.1	13	0
Sayers	23	62	2.7	15	0
Baynham	26	68	2.6	9	0
Kurek	6	24	4.0	11	0
Douglass	7	22	3.1	7	0
Gordon	4	17	4.3	7	0
Green	1	7	7.0	7	0
Turner	3	-3	-1.0	0	0
<b>BEARS</b>	<b>353</b>	<b>1092</b>	<b>3.1</b>	<b>45</b>	<b>3</b>
<b>OPPONENTS</b>	<b>459</b>	<b>1471</b>	<b>3.2</b>	<b>23</b>	<b>11</b>

RECEIVING	No	Yds	Avg	Lg	TD
Gordon	71	1026	14.5	69	13
Farmer	31	496	16.0	60	2
Wallace	15	160	10.7	33	0
Montgomery	14	75	5.4	17	0
Bull	13	60	4.6	17	0
Hull	13	44	3.4	17	0
Baynham	12	43	3.6	13	0
Shy	10	147	14.7	64	0
Hester	7	54	7.7	16	0
Seymour	6	145	24.2	53	4
Coady	6	44	7.3	14	1
Cole	3	47	15.7	34	0
Kurek	3	11	3.7	5	0
Turner	2	43	21.5	34	0
Ogden	1	6	6.0	6	1
Percival	1	19	19.0	19	0
Lyle	1	5	5.0	5	0
Sayers	1	-6	-6.0	-6	0
<b>BEARS</b>	<b>210</b>	<b>2173</b>	<b>10.3</b>	<b>69</b>	<b>21</b>
<b>OPPONENTS</b>	<b>233</b>	<b>2596</b>	<b>11.1</b>	<b>79</b>	<b>18</b>

PUNTING	No	Yds	Avg	Net	TB	In	Lg	B
Green	83	3395	40.9					56
Lyle	1	29	29.0					29
<b>BEARS</b>	<b>84</b>	<b>3424</b>	<b>40.8</b>					<b>56</b>
<b>OPPONENTS</b>	<b>87</b>	<b>3271</b>	<b>37.6</b>					<b>62</b>

INTS	No	Yds	Avg	Lg	TD
Buffone	4	33	8.3	16	0
Butkus	3	0	0.0	0	0
Taylor	2	18	9.0	18	0
Brubacher	2	17	8.5	7	0
Clark	1	32	32.0	32	0
Davis	1	0	0.0	0	0
McRae	1	0	0.0	0	0
Seals	1	0	0.0	0	0
<b>BEARS</b>	<b>17</b>	<b>100</b>	<b>5.9</b>	<b>32</b>	<b>0</b>
<b>OPPONENTS</b>	<b>22</b>	<b>NA</b>	<b>NA</b>	<b>43</b>	<b>1</b>

KO RETURNS	No	Yds	Avg	Lg	TD
Smith	28	651	23.2	46	0
Turner	23	752	32.7	96	4
Montgomery	4	69	17.3	21	0
Butkus	1	0	0.0	0	0
<b>BEARS</b>	<b>56</b>	<b>1472</b>	<b>26.3</b>	<b>96</b>	<b>4</b>
<b>OPPONENTS</b>	<b>47</b>	<b>935</b>	<b>19.9</b>	<b>32</b>	<b>0</b>

PUNT RET.	Ret	FC	Yds	Avg	Lg	TD
Smith	33	1	128	3.9	15	0
Cole	14	1	83	5.9	15	0
Lyle	9	3	37	4.1	10	0
Turner	1	0	0	0.0	0	0
<b>BEARS</b>	<b>57</b>	<b>5</b>	<b>246</b>	<b>4.3</b>	<b>15</b>	<b>0</b>
<b>OPPONENTS</b>	<b>40</b>	<b>NA</b>	<b>268</b>	<b>6.7</b>	<b>76</b>	<b>0</b>

FGs	1-9	10-19	20-29	30-39	40-49	50+
Percival	4/1	5/1	9/1	1/1	1/1	
<b>BEARS</b>	<b>4/1</b>	<b>5/1</b>	<b>9/1</b>	<b>1/1</b>	<b>1/1</b>	
<b>OPPONENTS</b>	<b>2/1</b>	<b>5/1</b>	<b>2/1</b>	<b>7/1</b>	<b>0/1</b>	
Percival	28	17	36	31	36	37
31	37	28	27	33	24	50
<b>OPPONENTS</b>	<b>25</b>	<b>20</b>	<b>45</b>	<b>42</b>	<b>22</b>	<b>43</b>
21	23	10	32	47		

DEFENSE	T	S	A	FF	FR	PD	SA	Int
(Top 10)								
Butkus	132	48	84	NA	2	NA	NA	3
Buffone	90	40	50	NA	0	NA	NA	4
Caffey	82	41	41	NA	0	NA	NA	0
Holman	79	31	48	NA	0	NA	12.0	0
Seals	54	22	32	NA	1	NA	5.0	1
Clark	44	18	26	NA	0	NA	NA	1
Staley	42	6	36	NA	0	NA	7.0	0
McRae	37	10	27	NA	0	NA	NA	1
Daniels	33	14	19	NA	0	NA	NA	0
O'Bradovich	27	19	8	NA	0	NA	8.0	0
Sacks:	Holman 12.0, O'Bradovich 8.0, Staley 7.0.							
Seals 5.0								
<b>TEAM 42.0, OPPONENTS 33.0</b>								

## USUAL STARTERS

Offense	Defense
WR ... Dick Gordon	RE ... Ed O'Bradovich
LT ... Randy Jackson	RT ... Bill Staley
LG ... Glen Holloway	LT ... George Seals
C ... Bob Hyland	LE ... Willie Holman
RG ... James Cadlie	WLB ... Lee Roy Caffey
RT ... Wayne Mass	MLB ... Dick Butkus
TE ... Rich Coady	SLB ... Doug Buffone
WR ... George Farmer	RCB ... Joe Taylor
QB ... Jack Concannon	LCB ... Bennie McRae
RB ... Ross Montgomery	SS ... Phil Clark
FB ... Ronnie Bull	FS ... Dick Daniels

Team Stats	Bears	Avg
Total Yards	2431	173.6
Rushing Yards	1092	78.0
Passing Yards	2173	155.2
Points Scored	256	18.3
	Opp	Avg
Total Yards	2925	208.9
Rushing Yards	1471	105.1
Passing Yards	2596	185.4
Points Scored	261	18.6



## 1971 CHICAGO BEARS STATISTICS

Record: 6-8, .429

3rd Place, NFC Central

Head Coach: Jim Dooley

09/19	W	17-15	PITTSBURGH	55,049
09/26	W	20-17	at Minnesota	47,900
10/03	L	3-17	at L.A. Rams	66,957
10/10	W	35-14	NEW ORLEANS	55,049
10/17	L	0-13	at San Francisco	44,133
10/24	W	28-23	at Detroit	54,418
10/31	W	23-19	DALLAS	55,049
11/07	L	14-17	GREEN BAY	55,049
11/14	W	16-15	WASHINGTON	55,049
11/21	L	3-28	DETROIT	55,049
11/29	L	3-34	at Miami	75,312
12/05	L	3-6	at Denver	51,200
12/12	L	10-31	at Green Bay	56,263
12/19	L	10-27	MINNESOTA	55,049

	BEARS	OPP
<b>TOTAL FIRST DOWNS</b>	<b>189</b>	<b>234</b>
Rushing	75	99
Passing	99	117
Penalty	15	18
3rd Down: Made/Att	NA	NA
3rd Down Pct.	NA	NA
4th Down: Made/Att	NA	NA
4th Down Pct.	NA	NA
<b>TOTAL NET YARDS</b>	<b>3336</b>	<b>4520</b>
Avg. Per Game	238.3	322.9
Total Plays	857	899
Avg. Per Play	3.9	5.0
<b>NET YARDS RUSHING</b>	<b>1434</b>	<b>2116</b>
Avg. Per Game	102.4	151.4
Total Rushes	365	509
<b>NET YARDS PASSING</b>	<b>1902</b>	<b>2404</b>
Avg. Per Game	135.9	171.7
Sacked/Yards Lost	49/392	28/203
Gross Yards	2294	2607
Att./Completions	443/186	362/192
Completion Pct.	41.9	53.0
Had Intercepted	28	22
<b>PUNTS/AVERAGE</b>	<b>77/40.1</b>	<b>66/40.8</b>
<b>NET PUNTING AVG.</b>	<b>NA</b>	<b>NA</b>
<b>PENALTIES/YARDS</b>	<b>78/746</b>	<b>78/819</b>
<b>FUMBLES/BALL LOST</b>	<b>28/18</b>	<b>36/23</b>
<b>TOUCHDOWNS</b>	<b>20</b>	<b>29</b>
Rushing	6	14
Passing	12	12
Returns	2	3

PASSING	Att	Cmp	Yds	Cmp%	Yd/Att	TD	TD%	Int	Int%	Lg	Sack/Lost	Rating
Douglass	225	91	1164	40.4	5.17	5	2.2	15	6.7	64	30/235	37.0
Nix	137	51	760	37.2	5.55	6	4.4	10	7.3	41	10/91	40.4
Concannon	77	42	334	54.4	4.34	0	0.0	3	3.9	28	8/61	49.4
Shy	1	1	23	100.0	23.00	1	100.0	0	0.0	23	1/5	153.3
Green	2	1	13	50.0	6.50	0	0.0	0	0.0	13	0/0	70.8
Wallace	1	0	0	0.0	0.00	0	0.0	0	0.0	-	0/0	39.6
<b>BEARS</b>	<b>443</b>	<b>186</b>	<b>2294</b>	<b>42.0</b>	<b>5.18</b>	<b>12</b>	<b>2.7</b>	<b>28</b>	<b>6.3</b>	<b>64</b>	<b>49/392</b>	<b>41.3</b>
<b>OPPONENTS</b>	<b>362</b>	<b>192</b>	<b>2607</b>	<b>53.0</b>	<b>7.20</b>	<b>12</b>	<b>3.3</b>	<b>22</b>	<b>6.1</b>	<b>77</b>	<b>28/203</b>	<b>62.0</b>

Score by Period	1	2	3	4	OT	Tot
BEARS	34	57	25	69	0	185
OPPONENTS	63	96	60	57	0	276

SCORING	TDs: Ru-Pa-R	K-PAT	FG	2pt	Pts			
Percival	0	0	0	18/18	15/33	0	63	
Farmer	5	0	5	0	0	30	30	
Gordon	5	0	5	0	0	30	30	
Douglass*	3	3	0	0	1/1	0	19	
Shy	2	2	0	0	0	12	12	
Wallace	2	0	2	0	0	12	12	
Pinder	1	1	0	0	0	6	6	
Brupbacher	1	0	0	1	0	6	6	
Seals	1	0	0	1	0	6	6	
Burkus**	0	0	0	0	1/1	0	1	
BEARS	20	6	12	2	20/20	15/33	0	189
OPPONENTS	29	14	12	3	28/29	24/39	1	276

\*Douglass conversion on a run

\*\*Burkus conversion on pass from Douglass

RUSHING	No	Yds	Avg	Lg	TD
Shy	116	420	3.6	21	2
Pinder	63	311	4.9	40	1
Douglass	39	284	7.0	30	3
Grabowski	51	149	2.9	9	0
Jo. Moore	29	90	3.1	12	0
Seals	32	82	2.6	21	0
Sayers	13	38	2.9	9	0
Buffone	1	19	19.0	19	0
Harrison	5	13	2.6	12	0
Nix	9	12	1.3	14	0
Farmer	1	11	11.0	11	0
Concannon	5	5	1.0	2	0
Wallace	1	0	0.0	0	0
<b>BEARS</b>	<b>365</b>	<b>1434</b>	<b>3.9</b>	<b>40</b>	<b>6</b>
<b>OPPONENTS</b>	<b>509</b>	<b>2116</b>	<b>4.1</b>	<b>52</b>	<b>14</b>

RECEIVING	No	Yds	Avg	Lg	TD
Farmer	46	737	16.0	64	5
Gordon	43	610	14.2	45	5
Wallace	27	400	14.8	58	2
Shy	19	163	8.6	25	0
Grabowski	17	100	5.9	25	0
Tucker	11	65	5.9	21	0
Pinder	10	51	5.1	14	0
Seymour	5	75	15.0	21	0
Thomas	3	40	13.3	28	0
Jo. Moore	2	22	11.0	18	0
Harrison	2	18	9.0	12	0
Turner	1	13	13.0	13	0
<b>BEARS</b>	<b>186</b>	<b>2294</b>	<b>12.3</b>	<b>64</b>	<b>12</b>
<b>OPPONENTS</b>	<b>192</b>	<b>2607</b>	<b>13.6</b>	<b>77</b>	<b>12</b>

PUNTING	No	Yds	Avg	Net	TB	In	Lg	B
Green	77	3088	40.1					60
<b>BEARS</b>	<b>77</b>	<b>3088</b>	<b>40.1</b>					<b>60</b>
<b>OPPONENTS</b>	<b>66</b>	<b>2693</b>	<b>40.8</b>					<b>60</b>

INTS	No	Yds	Avg	Lg	TD
Ford	5	46	9.2	24	0
Butkus	4	9	2.3	9	0
Taylor	3	69	23.0	39	0
Smith	3	48	16.0	27	0
Buffone	2	27	13.5	18	0
Brupbacher	2	34	17.0	34	0
Lyle	1	23	23.0	29	0
Gunn	1	5	5.0	5	0
Jeffer	1	0	0.0	0	0
<b>BEARS</b>	<b>22</b>	<b>267</b>	<b>12.1</b>	<b>39</b>	<b>0</b>
<b>OPPONENTS</b>	<b>28</b>	<b>465</b>	<b>16.6</b>	<b>89</b>	<b>1</b>

KO RETURNS	No	Yds	Avg	Lg	TD
Turner	31	639	20.6	40	0
Smith	26	671	25.8	41	0
Butkus	2	15	7.5	12	0
<b>BEARS</b>	<b>59</b>	<b>1325</b>	<b>22.5</b>	<b>41</b>	<b>0</b>
<b>OPPONENTS</b>	<b>32</b>	<b>818</b>	<b>25.6</b>	<b>102</b>	<b>1</b>

PUNT RET.	Ret	FC	Yds	Avg	Lg	TD
Smith	26	4	194	7.5	43	0
Turner	9	5	63	7.0	21	0
Lyle	1	0	5	5.0	5	0
<b>BEARS</b>	<b>36</b>	<b>9</b>	<b>262</b>	<b>7.4</b>	<b>43</b>	<b>0</b>
<b>OPPONENTS</b>	<b>31</b>	<b>22</b>	<b>172</b>	<b>5.5</b>	<b>38</b>	<b>0</b>

FGs	1-19	20-29	30-39	40-49	50+
Percival	4/1	1/1	5/5	5/5	0/0
<b>BEARS</b>	<b>4/1</b>	<b>1/1</b>	<b>5/5</b>	<b>5/5</b>	<b>0/0</b>
<b>OPPONENTS</b>	<b>6/1</b>	<b>9/1</b>	<b>5/1</b>	<b>3/1</b>	<b>0/0</b>
Percival: 33.45, 36.44, 38.35, 15.42, 8.41, 15.34					
12:22					
<b>OPPONENTS:</b> 32.29, 42.14, 23.9, 15.28, 49.29, 10.22, 30.12, 37.9, 27.43, 35.37, 33.27, 25.27					

DEFENSE	(Top 10)	T	S	A	FF	FR	PD	Sa	Int
Butkus	117	68	49	3	3	NA	1.0	4	0
Holman	79	38	41	5	2	NA	9.0	0	0
Buffone	76	67	9	2	1	NA	1.0	2	0
Seals	74	59	15	0	1	NA	8.0	0	0
Brupbacher	61	50	11	3	3	NA	0.0	2	0
Smith	51	26	25	2	1	NA	0.0	3	0
O'Bradovich	49	30	19	2	1	NA	7.0	0	0
Ford	47	26	21	2	1	NA	0.0	5	0
Taylor	47	13	34	0	1	NA	0.0	3	0
Staley	37	20	17	0	1	NA	0.0	0	0

SACKS: Holman 9.0, Seals 8.0, O'Bradovich 7.0.

McGee 2.0, Buffone 1.0, Butkus 1.0.

TEAM 28.0, OPPONENTS 49.0

## USUAL STARTERS

Offense	Defense
WR ... Dick Gordon	RE ... Ed O'Bradovich
LT ... Randy Jackson	RT ... Bill Staley
LG ... Glen Holloway	LT ... George Seals
C ... Rich Coady	LE ... Willie Holman
RG ... James Cadile	WLB ... Ross Brupbacher
RT ... Steve Wright	MLB ... Dick Butkus
TE ... Bob Wallace	RCB ... Doug Buffone
WR ... George Farmer	RCB ... Joe Taylor
QB ... Bobby Douglass	LCB ... Charlie Ford
RB ... Don Shy	SS ... Ron Smith
FB ... Jim Grabowski	FS ... Jerry Moore

## RANKINGS

Team Stats	BEARS	Avg	Rank
Total Yards	3336	238.3	1
Rushing Yards	1434	102.4	21
Passing Yards	1902	135.9	18
Points Scored	185	13.2	25
	Opp	Avg	Rank
Total Yards	4520	322.9	1
Rushing Yards	2116	151.6	19
Passing Yards	2404	171.7	20
Points Scored	276	19.7	12





## 1972 CHICAGO BEARS STATISTICS

Record: 4-9-1, .321

4th Place, NFC Central  
Head Coach: Abe Gibron

09/17 L	21-37	ATLANTA	55,701
09/24 T	13-13	L.A. RAMS	55,701
10/01 L	24-38	DETROIT	55,701
10/08 L	17-20	at Green Bay	56,263
10/15 W	17-0	at Cleveland	72,339
10/23 W	13-10	MINNESOTA	55,701
10/29 W	27-10	at St. Louis	50,464
11/05 L	0-14	at Detroit	54,418
11/12 L	3-13	GREEN BAY	55,701
11/19 L	21-34	SAN FRANCISCO	55,701
11/26 L	3-13	CINCINNATI	55,701
12/03 L	10-23	at Minnesota	49,784
12/10 W	21-12	at Philadelphia	65,720
12/17 L	21-28	at Oakland	54,711

	Bears	Opp
<b>TOTAL FIRST DOWNS</b>	<b>190</b>	<b>224</b>
Rushing	124	96
Passing	54	108
Penalty	12	20
3rd Down: Made/Att	62/181	76/192
3rd Down Pct.	34.3	39.6
4th Down: Made/Att	NA	NA
4th Down Pct.	NA	NA
<b>TOTAL NET YARDS</b>	<b>3468</b>	<b>3923</b>
Avg. Per Game	247.7	280.2
Total Plays	773	841
Avg. Per Play	4.5	4.7
<b>NET YARDS RUSHING</b>	<b>2360</b>	<b>1751</b>
Avg. Per Game	168.6	125.1
Total Rushes	536	476
<b>NET YARDS PASSING</b>	<b>1108</b>	<b>2172</b>
Avg. Per Game	79.1	155.1
Sacked/Yards Lost	32/175	23/173
Gross Yards	1283	2345
Att./Completions	205/78	342/180
Completion Pct.	38.0	52.6
Had Intercepted	13	21
<b>PUNTS/AVERAGE</b>	<b>67/41.2</b>	<b>62/41.2</b>
<b>NET PUNTING AVG.</b>	<b>NA</b>	<b>NA</b>
<b>PENALTIES/YARDS</b>	<b>74/574</b>	<b>69/644</b>
<b>FUMBLES/BALL LOST</b>	<b>40/22</b>	<b>37/14</b>
<b>TOUCHDOWNS</b>	<b>27</b>	<b>31</b>
Rushing	15	11
Passing	9	16
Returns	3	4

PASSING	Att	Cmp	Yds	Cmp%	Yd/Att	TD	TD%	Int	Int%	Lg	Sack/Lost	Rating
Douglass	198	75	1246	37.9	6.29	9	4.5	12	6.1	85t	32/175	49.8
Green	2	1	23	50.0	11.50	0	0.0	1	50.0	23	0/0	52.1
Huarte	5	2	14	40.0	2.80	0	0.0	0	0.0	8	0/0	47.9
<b>BEARS</b>	<b>205</b>	<b>78</b>	<b>1283</b>	<b>38.0</b>	<b>6.26</b>	<b>9</b>	<b>4.4</b>	<b>13</b>	<b>6.3</b>	<b>85t</b>	<b>32/175</b>	<b>48.1</b>
<b>OPPONENTS</b>	<b>342</b>	<b>180</b>	<b>2345</b>	<b>52.6</b>	<b>6.86</b>	<b>16</b>	<b>4.7</b>	<b>21</b>	<b>6.1</b>	<b>84t</b>	<b>23/173</b>	<b>64.5</b>

Score by Period	1	2	3	4	OT	Tot
BEARS	35	43	54	93	0	225
OPPONENTS	76	100	53	46	0	275

SCORING	TDs	Ru-Pa-R	K-PAT	FG	2pt	Pts
Percival	0	0	0	26/26	12/24	0 62
Douglass	8	8	0	0	0	48
Thomas	4	0	3	1	0	24
Harrison	3	2	1	0	0	18
Pinder	3	3	0	0	0	18
Farmer	2	0	2	0	0	12
Parsons	1	0	1	0	0	6
Seymour	1	0	1	0	0	6
Lawson	1	1	0	0	0	6
Kosins	1	0	1	0	0	6
Smith	1	0	0	1	0	6
Shy	1	1	0	0	0	6
Brupbacher	1	0	0	1	0	6
Butkus*	0	0	0	0	1/1	0
<b>BEARS</b>	<b>27</b>	<b>15</b>	<b>9</b>	<b>3</b>	<b>27/27</b>	<b>12/24</b>

\*Butkus conversion from Douglass

RUSHING	No	Yds	Avg	Lg	TD
Douglass	141	968	6.9	75t	8
Harrison	167	622	3.7	19	2
Shy	91	342	3.8	22	1
Pinder	87	300	3.4	19	3
Lawson	33	106	3.2	14	1
Butkus	1	28	28.0	28	0
Thomas	5	13	2.6	8	0
Kosins	3	5	1.7	3	0
Turner	3	0	0.0	11	0
Parsons	1	0	0.0	0	0
Huarte	1	-2	-2.0	-2	0
Seymour	1	-9	-9.0	-9	0
Farmer	2	-13	-6.5	-2	0
<b>BEARS</b>	<b>536</b>	<b>2360</b>	<b>4.4</b>	<b>75t</b>	<b>15</b>
<b>OPPONENTS</b>	<b>476</b>	<b>1751</b>	<b>3.7</b>	<b>45t</b>	<b>11</b>

RECEIVING	No	Yds	Avg	Lg	TD
Thomas	20	365	18.3	44	3
Farmer	14	380	27.1	85t	2
Seymour	10	165	16.5	35t	1
Shy	10	109	10.9	28	0
Lawson	8	120	15.0	40	0
Harrison	8	30	3.8	20	1
Turner	3	71	23.7	36	0
Kosins	2	15	7.5	8	1
Pinder	1	13	13.0	13	0
Wallace	1	9	9.0	9	0
Parsons	1	6	6.0	6t	1
<b>BEARS</b>	<b>78</b>	<b>1283</b>	<b>16.5</b>	<b>85t</b>	<b>9</b>
<b>OPPONENTS</b>	<b>180</b>	<b>2345</b>	<b>13.0</b>	<b>64t</b>	<b>16</b>

PUNTING	No	Yds	Avg	Net	TB	In	Lg	B
Green	67	2758	41.2					58 0
BEARS	67	2758	41.2					58 0
OPPONENTS	62	2668	43.0					64 1

INTS	No	Yds	Avg	Lg	TD
Ford	7	104	14.9	43	0
Taylor	4	0	0.0	0	0
Butkus	2	19	9.5	14	0
Jeter	2	0	0.0	0	0
Lyle	2	52	26.0	35	0
Buffone	1	0	0.0	0	0
Brupbacher	1	11	11.0	11	0
Je. Moore	1	5	5.0	5	0
Smith	1	2	2.0	2	0
<b>BEARS</b>	<b>21</b>	<b>193</b>	<b>9.2</b>	<b>43</b>	<b>0</b>
<b>OPPONENTS</b>	<b>13</b>	<b>104</b>	<b>8.0</b>	<b>NA</b>	<b>1</b>

KO RETURNS	No	Yds	Avg	Lg	TD
Smith	30	924	30.8	94t	1
Turner	16	409	25.6	57	0
Clemons	2	53	26.5	27	0
Holloway	1	28	28.0	28	0
Butkus	1	15	15.0	15	0
Pinder	1	14	14.0	14	0
Horton	1	3	3.0	3	0
Thomas*	0	82	0.0	82t	1
<b>BEARS</b>	<b>52</b>	<b>1528</b>	<b>29.4</b>	<b>94t</b>	<b>2</b>
<b>OPPONENTS</b>	<b>42</b>	<b>1025</b>	<b>24.4</b>	<b>89</b>	<b>0</b>

\*Thomas took handoff from Smith at STL (10/29)

PUNT RET.	Ret	FC	Yds	Avg	Lg	TD
Smith	26	3	163	6.3	29	0
Clemons	2	3	15	7.5	10	0
<b>BEARS</b>	<b>28</b>	<b>6</b>	<b>178</b>	<b>6.4</b>	<b>29</b>	<b>0</b>
<b>OPPONENTS</b>	<b>24</b>	<b>26</b>	<b>126</b>	<b>5.3</b>	<b>32</b>	<b>0</b>

FGs	1-19	20-29	30-39	40-49	50+
Percival	6/6	3/4	2/4	1/9	0/1
<b>BEARS</b>	<b>6/6</b>	<b>3/4</b>	<b>2/4</b>	<b>1/9</b>	<b>0/1</b>
<b>OPPONENTS</b>	<b>4/4</b>	<b>7/8</b>	<b>6/8</b>	<b>1/3</b>	<b>1/3</b>
Percival: (1) (45N, 19G, 45G) (15G, 41N) (12G, 48N, 51N) (8G) (21G, 20G) (30N, 12G, 32G) (35N, 49N) (45N, 38G) (48N) (9G) (45N, 27G) (1) (23N, 46N) (26G, 34N, 37G) (1) (21G, 27N) (15G) (1) (51G, 21G, 21G) (1) (14G, 39N, 39G) (9G, 14G, 14G, 30N) (33G, 43N, 54N) (1)					

DEFENSE	T	S	A	FF	FR	PD	Sa	Int
(Top 10)								
Butkus	190	106	84	NA	4	NA	1.0	2
Buffone	158	96	62	NA	0	NA	1.0	1
Brupbacher	122	66	56	NA	1	NA	3.0	1
Osborne	82	54	28	NA	2	NA	5.0	0
Ford	64	50	14	NA	1	NA	1.0	7
Smith	58	44	14	NA	0	NA	0.0	1
McGee	72	39	33	NA	0	NA	2.0	0
Taylor	45	38	7	NA	0	NA	0.0	4
Rice	53	34	19	NA	1	NA	3.0	0
DeLong	50	28	22	NA	0	NA	3.0	0
<b>SACKS:</b> Osborne 5.0, Brupbacher 3.0, DeLong 3.0, Rice 3.0, Gunn 2.0, Horton 2.0, McGee 2.0, Buffone 1.0, Butkus 1.0, Line 1.0								
<b>TEAM</b>	<b>23.0</b>	<b>13.0</b>	<b>13.0</b>	<b>0.0</b>	<b>1.0</b>	<b>0.0</b>	<b>1.0</b>	<b>32.0</b>

## USUAL STARTERS

Offense	Defense
WR ... Jim Seymour	RE ... Steve DeLong
LT ... Randy Jackson	RT ... Bill Line
LG ... Glen Holloway	LT ... Jim Osborne
C ... Rich Coady	LE ... Tony McGee
RG ... Bob Newton	WLB ... Ross Brupbacher
RT ... Bob Asher	MLB ... Dick Butkus
TE ... Earl Thomas	SLB ... Doug Buffone
WR ... George Farmer	RCB ... Joe Taylor
QB ... Bobby Douglass	LCB ... Charlie Ford
RB ... Cyril Pinder/Don Shy	SS ... Ron Smith
FB ... Jim Harrison	FS ... Jerry Moore

## RANKINGS

Team Stats	Bears	Avg	Rank
Total Yards	3468	247.7	
Rushing Yards	2360	168.6	4
Passing Yards	1108	79.1	26
Points Scored	225	16.1	21

	Opp	Avg	Rank
Total Yards	3923	280.2	
Rushing Yards	1751	125.1	8
Passing Yards	2172	155.1	11
Points Scored	275	19.6	15



## 1973 CHICAGO BEARS STATISTICS

Record: 3-11, .214

4th Place, NFC Central

Head Coach: Abe Gibron

09/16	L	17-20	DALLAS	50,955
09/23	L	13-22	MINNESOTA	52,035
09/30	W	33-14	at Denver	51,159
10/07	L	16-21	at New Orleans	56,561
10/14	L	6-46	at Atlanta	47,342
10/21	L	10-13	NEW ENGLAND	47,643
10/28	W	35-14	HOUSTON	43,755
11/04	W	31-17	at Green Bay	53,231
11/12	L	7-19	at Kansas City	70,664
11/18	L	7-30	DETROIT	48,625
11/25	L	13-31	at Minnesota	46,430
12/02	L	0-26	L.A. RAMS	47,620
12/09	L	7-40	at Detroit	41,729
12/16	L	0-21	GREEN BAY	29,157

	Bears	Opp
<b>TOTAL FIRST DOWNS</b>	<b>193</b>	<b>247</b>
Rushing	97	138
Passing	77	90
Penalty	19	19
3rd Down Made/Att	68/209	64/196
3rd Down Pct	32.5	32.7
4th Down Made/Att	NA	NA
4th Down Pct	NA	NA
<b>TOTAL NET YARDS</b>	<b>3129</b>	<b>4183</b>
Avg. Per Game	223.5	298.8
Total Plays	848	898
Avg. Per Play	3.7	4.7
<b>NET YARDS RUSHING</b>	<b>1907</b>	<b>2509</b>
Avg. Per Game	136.2	179.2
Total Rushes	496	563
<b>NET YARDS PASSING</b>	<b>1222</b>	<b>1674</b>
Avg. Per Game	87.3	119.6
Sacked/Yards Lost	49/395	32/304
Gross Yards	1617	1978
Att./Completions	303/136	303/156
Completion Pct.	44.9	51.5
Had Intercepted	16	14
<b>PUNTS/AVERAGE</b>	<b>86/39.8</b>	<b>66/40.5</b>
<b>NET PUNTING AVG.</b>	<b>NA</b>	<b>NA</b>
<b>PENALTIES/YARDS</b>	<b>86/817</b>	<b>77/672</b>
<b>FUMBLES/BALL LOST</b>	<b>40/27</b>	<b>35/19</b>
<b>TOUCHDOWNS</b>	<b>22</b>	<b>37</b>
Rushing	11	19
Passing	8	17
Returns	3	1

	Att	Cmp	Yds	Cmp%	Yd/Att	TD	Int	Int%	Lg	Sack/Lost	Rating
Douglass	174	81	1057	46.6	6.07	5	2.9	7.4	63	27/215	59.0
Hill	1	1	35	100.0	35.00	0	0	0.0	35	0/0	118.8
Huff	126	54	525	42.9	4.17	3	2.4	8.3	29	22/180	36.6
Garrett	1	0	0	0.0	0.00	0	0	0.0	0	0/0	39.6
Thomas	1	0	0	0.0	0.00	0	0	0.0	0	0/0	0.0
<b>BEARS</b>	<b>303</b>	<b>136</b>	<b>1617</b>	<b>44.9</b>	<b>5.34</b>	<b>8</b>	<b>2.6</b>	<b>16.5</b>	<b>63</b>	<b>49/395</b>	<b>48.5</b>
<b>OPPONENTS</b>	<b>303</b>	<b>156</b>	<b>1978</b>	<b>51.5</b>	<b>6.53</b>	<b>17</b>	<b>5.6</b>	<b>14.4</b>	<b>54</b>	<b>32/304</b>	<b>71.6</b>

Score by Period	1	2	3	4	OT	Tot
BEARS	40	50	58	47	0	201
OPPONENTS	50	120	75	89	0	334

SCORING	TDs: Ru-Pa-R	K-PAT	FG	2pt	Pts			
Roder	0	0	0	11/11	8/16	0	35	
Douglass	5	5	0	0	0	30	30	
Garrett	5	5	0	0	0	30	30	
Percival	0	0	0	10/11	6/8	0	28	
Thomas	4	0	4	0	0	24	24	
Harrison	3	1	2	0	0	18	18	
Hill	2	0	0	2	0	12	12	
Butkus	1	0	0	1	0	6	6	
Farmer	1	0	1	0	0	6	6	
Parsons	1	0	1	0	0	6	6	
BEARS	22	11	8	3	21/22	14/24	0	195
OPPONENTS	37	19	17	1	35/37	25/38	1	334

RUSHING	No	Yds	Avg	Lg	TD
Garrett	175	655	3.8	35	5
Douglass	94	525	5.6	42	5
Harrison	100	370	3.7	17	1
Moore	58	191	3.3	25	0
Lawson	24	70	2.9	12	0
Kosins	24	65	2.7	7	0
Huff	11	22	2.0	8	0
Farmer	1	8	8.0	8	0
Sanderson	3	8	2.7	6	0
Thomas	1	5	5.0	5	0
Parsons	2	2	1.0	5	0
Hill	3	-14	-4.7	5	0
<b>BEARS</b>	<b>496</b>	<b>1907</b>	<b>3.8</b>	<b>42</b>	<b>11</b>
<b>OPPONENTS</b>	<b>553</b>	<b>2509</b>	<b>4.5</b>	<b>53</b>	<b>19</b>

RECEIVING	No	Yds	Avg	Lg	TD
Thomas	24	343	14.3	38	4
Garrett	23	292	12.7	39	0
Farmer	15	219	14.6	25	1
Harrison	21	200	9.5	44	2
Cotton	13	186	14.3	63	0
Reynolds	7	127	18.1	30	0
Hill	10	119	11.9	18	0
Lawson	9	60	6.7	21	0
Parsons	2	23	11.5	17	1
Sanderson	5	23	4.6	9	0
Moore	3	17	5.7	6	0
Kosins	4	8	2.0	10	0
<b>BEARS</b>	<b>136</b>	<b>1617</b>	<b>11.9</b>	<b>63</b>	<b>8</b>
<b>OPPONENTS</b>	<b>156</b>	<b>1978</b>	<b>12.7</b>	<b>54</b>	<b>17</b>

PUNTING	No	Yds	Avg	Net	TB	In	Lg	B
Green	82	3321	40.5				62	0
Parsons	4	106	26.5				33	0
BEARS	86	3427	39.8				62	0
OPPONENTS	66	2671	40.5				63	0

INTS	No	Yds	Avg	Lg	TD
Lyle	5	62	12.4	24	0
Buffone	3	22	7.3	22	0
Ford	2	53	26.5	41	0
Clemmons	2	33	15.0	30	0
Butkus	1	0	0.0	0	0
Ellis	1	12	12.0	12	0
<b>BEARS</b>	<b>14</b>	<b>176</b>	<b>12.6</b>	<b>41</b>	<b>0</b>
<b>OPPONENTS</b>	<b>16</b>	<b>NA</b>	<b>20.9</b>	<b>NA</b>	<b>1</b>

KO RETURNS	No	Yds	Avg	Lg	TD
Hill	27	637	23.6	95	1
Garrett	16	485	30.4	67	0
Turner	8	127	15.9	84	0
Sanderson	2	44	22.0	25	0
Cotton	2	15	7.5	13	0
Parsons	2	15	7.5	15	0
Thomas*	0	12	0.0	12	0
Holloway	1	8	8.0	8	0
Osborne	1	0	0.0	0	0
<b>BEARS</b>	<b>59</b>	<b>1344</b>	<b>22.8</b>	<b>95</b>	<b>1</b>
<b>OPPONENTS</b>	<b>33</b>	<b>813</b>	<b>24.7</b>	<b>84</b>	<b>0</b>

\* Thomas took handoff from Hill at NO (10/7)

PUNT RET.	Ret	FC	Yds	Avg	Lg	TD
Hill	36	6	204	5.7	72	1
Moore	1	0	0	0.0	0	0
<b>BEARS</b>	<b>37</b>	<b>6</b>	<b>204</b>	<b>5.5</b>	<b>72</b>	<b>1</b>
<b>OPPONENTS</b>	<b>40</b>	<b>26</b>	<b>294</b>	<b>7.4</b>	<b>42</b>	<b>0</b>

FGs	1-19	20-29	30-39	40-49	50+
Percival	4/4	0/0	2/3	0/1	0/0
Roder	1/1	2/2	1/3	4/7	0/3
<b>BEARS</b>	<b>5/5</b>	<b>2/2</b>	<b>3/6</b>	<b>4/8</b>	<b>0/3</b>
<b>OPPONENTS</b>	<b>6/6</b>	<b>6/6</b>	<b>8/12</b>	<b>5/12</b>	<b>0/2</b>
Percival:	(33G)	(36N, 31G, 12G)	(12G, 10G)	(10G, 45N)	
Roder:	(47N)	(47G, 42G)	(55N, 17G, 40G, 28G)	(51N)	
	(30G)	(42N, 37N)	(43G, 24G, 49B)	(38N)	(54N)
<b>OPPONENTS</b>	(25G, 36B, 11G)	(41G, 48N, 25G, 14G, 11G, 35G)	(41N, 34N, 33N, 39N)	(23G, 32G, 33G)	
	(32G, 11G, 43N)	(25G)	(47G, 17G, 43G, 42G, 51N)	(26G, 41N)	(41G, 45N)
	(52N, 30G, 16G, 39G, 26G)	(36G, 37G, 48N)	(32N)		

## DEFENSE

(Top 10)	T	S	A	FF	FR	PD	Sa	Int
Chambers	132	101	31	NA	2	NA	9	0
Clemmons	115	91	24	NA	1	NA	0	2
Buffone	102	83	19	NA	1	NA	1	3
Lyle	88	72	16	NA	1	NA	0	5
Butkus	90	64	26	NA	1	NA	0	1
Osborne	70	52	18	NA	1	NA	10	0
Rives	68	68	8	NA	1	NA	1	0
Taylor	67	54	13	NA	0	NA	0	0
McGee	61	48	13	NA	4	NA	0	0
Clark	54	43	11	NA	1	NA	0	0

**SACKS:** Osborne 10.0, Chambers 9.0, Tom 5.0, Hrivnak 2.0, Buffone 1.0, Gumm 1.0, Holman 1.0, McGee 1.0, Rice 1.0, Rives 1.0  
**TEAM 32.0, OPPONENTS 49.0**

## USUAL STARTERS

Offense	Defense
WR ... Earl Thomas	RE ... Mel Tom
LT ... Randy Jackson	RT ... Wally Chambers
LG ... Glen Holloway	LT ... Jim Osborne
C ... Rich Coady	LE ... Tony McGee
RG ... Bob Newton	WLB ... Bob Pifferini
RT ... Bob Asher	MLB ... Dick Butkus
TE ... Craig Cotton	SLB ... Doug Buffone
WR ... George Farmer	RCB ... Joe Taylor
QB ... Bobby Douglass	LCB ... Charlie Ford
RB ... Carl Garrett	SS ... Craig Clemmons
FB ... Jim Harrison	FS ... Garry Lyle

## RANKINGS

Team Stats	Bears	Avg	Rank
Total Yards	3129	223.5	15
Rushing Yards	1907	136.2	15
Passing Yards	1222	87.3	24
Points Scored	195	13.9	24
	Opp	Avg	Rank
Total Yards	4183	298.8	25
Rushing Yards	2509	179.2	25
Passing Yards	1674	119.6	26
Points Scored	334	23.9	20



## 1974 CHICAGO BEARS STATISTICS

Record: 4-10, .286

4th Place, NFC Central  
Head Coach: Abe Gibron

09/15 W 17-9	DETROIT	55,202
09/22 L 21-23	N.Y. JETS	55,753
09/29 L 7-11	at Minnesota	46,619
10/06 W 24-10	NEW ORLEANS	55,753
10/13 L 10-13	at Atlanta	58,850
10/21 W 10-9	GREEN BAY	55,753
10/27 L 6-16	at Buffalo	80,024
11/03 L 0-17	MINNESOTA	55,753
11/10 L 3-20	at Green Bay	48,273
11/17 L 0-34	SAN FRANCISCO	55,753
11/24 L 17-34	at Detroit	47,376
12/01 W 16-13	N.Y. GIANTS	55,753
12/08 L 21-28	at San Diego	36,997
12/15 L 0-42	at Washington	54,395

	Bears	Opp
<b>TOTAL FIRST DOWNS</b>	<b>203</b>	<b>231</b>
Rushing	92	104
Passing	96	102
Penalty	15	25
3rd Down Made/Att	66/218	68/203
3rd Down Pct.	30.3	33.5
4th Down Made/Att	NA	NA
4th Down Pct.	NA	NA
<b>TOTAL NET YARDS</b>	<b>3200</b>	<b>3818</b>
Avg. Per Game	228.6	272.7
Total Plays	866	873
Avg. Per Play	3.7	4.4
<b>NET YARDS RUSHING</b>	<b>1480</b>	<b>1739</b>
Avg. Per Game	105.7	123.6
Total Rushes	434	519
<b>NET YARDS PASSING</b>	<b>1720</b>	<b>2079</b>
Avg. Per Game	122.9	149.1
Sacked/Yards Lost	36/359	25/171
Gross Yards	2079	2250
Att./Completions	396/185	329/174
Completion Pct.	46.7	52.9
Had Intercepted	22	18
<b>PUNTS/AVERAGE</b>	<b>91/37.7</b>	<b>77/38.5</b>
<b>NET PUNTING AVG.</b>	<b>88/37.0</b>	<b>77/32.2</b>
<b>PENALTIES/YARDS</b>	<b>88/679</b>	<b>74/601</b>
<b>FUMBLES/BALL LOST</b>	<b>35/15</b>	<b>28/14</b>
<b>TOUCHDOWNS</b>	<b>18</b>	<b>33</b>
Rushing	10	17
Passing	8	12
Returns	0	4

	Att	Cmp	Yds	Cmp%	Yd/Att	TD	TD%	Int	Int%	Lg	Sack/Lost	Rating
Huff	283	142	1663	50.2	5.88	6	2.1	17	6.0	73	24/260	40.9
Douglass	100	41	387	41.0	3.87	2	2.0	4	4.0	9/69		42.4
Barnes	9	2	29	22.2	3.22	0	0.0	1	11.1	24	3/30	0.9
Parsons	1	0	0	0.0	0.0	0	0.0	0	0.0	0	0/0	39.6
Hill	1	0	0	0.0	0.0	0	0.0	0	0.0	0	0/0	39.6
Hodgins	1	0	0	0.0	0.0	0	0.0	0	0.0	0	0/0	39.6
Rather	1	0	0	0.0	0.0	0	0.0	0	0.0	0	0/0	39.6
<b>BEARS</b>	<b>396</b>	<b>185</b>	<b>2079</b>	<b>46.7</b>	<b>5.25</b>	<b>8</b>	<b>2.0</b>	<b>22</b>	<b>5.6</b>	<b>73</b>	<b>36/359</b>	<b>46.5</b>
<b>OPPONENTS</b>	<b>329</b>	<b>174</b>	<b>2250</b>	<b>52.9</b>	<b>6.84</b>	<b>12</b>	<b>3.6</b>	<b>18</b>	<b>5.5</b>	<b>69</b>	<b>25/171</b>	<b>64.0</b>

Score by Period	1	2	3	4	OT	Tot
BEARS	40	27	34	51	0	152
OPPONENTS	44	102	49	84	0	279

SCORING	TDs:Ru-Pa-R	K-PAT	FG	2pt	Pts
Roder	0	0	0	0	0
Rather	3	0	0	0	18
Grandberry	2	2	0	0	12
Huff	2	2	0	0	12
Garrett	2	1	0	0	12
Harrison	1	1	0	0	6
Douglass	1	1	0	0	6
Kosins	1	1	0	0	6
Williams	1	1	0	0	6
C. Taylor	1	1	0	0	6
Hill	1	0	1	0	6
Parsons	1	0	1	0	6
Wade	1	0	1	0	6
Wheeler	1	0	1	0	6
<b>BEARS</b>	<b>18</b>	<b>10</b>	<b>8</b>	<b>0</b>	<b>152</b>
<b>OPPONENTS</b>	<b>33</b>	<b>17</b>	<b>12</b>	<b>4</b>	<b>279</b>

RUSHING	No	Yds	Avg	Lg	TD
Grandberry	144	475	3.3	31	2
Garrett	96	346	3.6	19	1
Douglass	36	229	6.4	17	1
Williams	74	218	2.9	12	1
Harrison	36	94	2.6	16	1
Huff	23	37	1.6	11	2
Kosins	8	30	3.8	12	1
Barnes	1	19	19.0	19	0
C. Taylor	9	16	2.0	9	1
Gagnon	1	15	15.0	15	0
Rather	2	10	5.0	14	0
Hodgins	1	3	3.0	3	0
Rives	1	2	2.0	2	0
Pagac	1	-1	-1.0	-1	0
Wade	1	-15	-15.0	-15	0
<b>BEARS</b>	<b>434</b>	<b>1480</b>	<b>3.4</b>	<b>31</b>	<b>10</b>
<b>OPPONENTS</b>	<b>519</b>	<b>1739</b>	<b>3.4</b>	<b>66</b>	<b>17</b>

RECEIVING	No	Yds	Avg	Lg	TD
Wade	39	683	17.5	73	1
Grandberry	30	212	7.1	40	0
Rather	29	400	13.8	59	3
Williams	25	167	6.7	13	0
Garrett	16	132	8.3	20	1
Kelly	8	100	12.5	24	0
Hill	7	109	15.6	26	1
Pagac	6	79	13.2	24	0
Wheeler	5	59	11.8	19	1
Farmer	5	45	9.0	17	0
Harrison	5	38	7.6	14	0
Gagnon	4	20	5.0	16	0
C. Taylor	3	23	7.6	8	0
Parsons	2	9	4.5	5	1
Kosins	1	3	3.0	3	0
<b>BEARS</b>	<b>185</b>	<b>2079</b>	<b>11.2</b>	<b>73</b>	<b>8</b>
<b>OPPONENTS</b>	<b>174</b>	<b>2250</b>	<b>12.9</b>	<b>69</b>	<b>12</b>

PUNTING	No	Yds	Avg	Net	TB	In	Lg	B
Parsons	90	3408	37.8					59
Barnes	1	27	27.0					27
<b>BEARS</b>	<b>91</b>	<b>3435</b>	<b>37.7</b>					<b>59</b>
<b>OPPONENTS</b>	<b>77</b>	<b>2951</b>	<b>38.5</b>					<b>61</b>

INTS	No	Yds	Avg	Lg	TD
Clemons	4	84	21.0	37	0
Lyle	3	57	19.0	36	0
Ellis	3	32	10.7	19	0
Montgomery	2	56	28.0	33	0
Knox	2	26	13.0	21	0
Bryant	2	11	5.5	11	0
J. Taylor	1	27	27.0	27	0
Buffone	1	0	0.0	0	0
<b>BEARS</b>	<b>18</b>	<b>293</b>	<b>16.3</b>	<b>37</b>	<b>0</b>
<b>OPPONENTS</b>	<b>22</b>	<b>225</b>	<b>10.2</b>	<b>44</b>	<b>1</b>

KO RETURNS	No	Yds	Avg	Lg	TD
C. Taylor	27	567	21.0	38	0
Grandberry	22	568	25.8	60	0
Pagac	3	53	17.6	21	0
Gagnon	2	32	16.0	16	0
Van Valkenburg	1	20	20.0	20	0
Gallagher	1	16	16.0	16	0
Kinney	1	0	0.0	0	0
<b>BEARS</b>	<b>57</b>	<b>1256</b>	<b>22.0</b>	<b>69</b>	<b>0</b>
<b>OPPONENTS</b>	<b>35</b>	<b>700</b>	<b>20.0</b>	<b>33</b>	<b>0</b>

PUNT RET.	Ret	FC	Yds	Avg	Lg	TD
Hill	33	NA	163	5.5	15	0
Knox	5	NA	35	7.0	12	0
Van Valkenburg	4	NA	22	5.5	14	0
Hodgins	2	NA	8	4.0	8	0
<b>BEARS</b>	<b>44</b>	<b>NA</b>	<b>248</b>	<b>5.6</b>	<b>15</b>	<b>0</b>
<b>OPPONENTS</b>	<b>58</b>	<b>NA</b>	<b>633</b>	<b>10.9</b>	<b>95</b>	<b>1</b>

FGs	1-19	20-29	30-39	40-49	50+
Roder	0/0	4/5	3/5	2/3	0/0
<b>BEARS</b>	<b>0/0</b>	<b>4/5</b>	<b>3/5</b>	<b>2/3</b>	<b>0/0</b>
<b>OPPONENTS</b>	<b>0/1</b>	<b>5/6</b>	<b>9/11</b>	<b>2/3</b>	<b>0/2</b>
Roder: (29G)(46N)(1)(30G)(37G)(23G)(42G)(28G)					
(1)(44G, 20N, 36N)(33N)(38G)(24G)(1)(1)					
<b>OPPONENTS</b> (53N)(19B, 39G)(32G, 31N)(23N,					
31G)(35G, 31G)(34G, 33G, 36G)(47G, 55N, 36N, 25G,					
36G)(23G)(45G, 24G)(42B)(22G, 32G)(1)(1)(1)					

DEFENSE	T	S	A	FF	FR	PD	Sa	Int
Buffone	132	98	34	NA	NA	NA	0	0
Clemons	120	88	32	NA	NA	NA	0	0
Gunn	117	80	37	NA	NA	NA	1	0
Chambers	113	79	34	NA	NA	NA	0	0
Bryant	110	69	41	NA	NA	NA	3	0
Lyle	107	79	28	NA	NA	NA	0	0
Ellis	96	80	16	NA	NA	NA	0	0
Osborne	91	67	24	NA	NA	NA	3	0
J. Taylor	68	51	17	NA	NA	NA	0	0
Rives	65	37	28	NA	NA	NA	1	0
<b>SACKS:</b>	Chambers 6.0, Tom 4.0, Osborne 3.0, Bryant 3.0, Harris 2.0, Hrivnak 2.0, Gunn 1.0, Hultz 1.0, Knox 1.0, Rives 1.0, Gallagher 1.0							
<b>TEAM</b>	<b>25.0</b>	<b>OPPONENTS 36.0</b>						

## USUAL STARTERS

Offense	Defense
WR ... Charles Wade	RE ... G. Hrivnak / M. Tom
LT ... Lionel Antoine	RT ... Wally Chambers
LG ... Ernie Janet	LT ... Jim Osborne
C ... Rich Coady	LE ... Dave Gallagher
RG ... Bob Newton	WLB ... Jimmy Gunn
RT ... Bob Asher	MLB ... D. Rives / W. Bryant
TE ... Fred Pagac	SLB ... Doug Buffone
WR ... Bo Rather	RCB ... Joe Taylor
QB ... Gary Huff	LCB ... Allan Ellis
RB ... Ken Grandberry	SS ... Craig Clemons
FB ... Perry Williams	FS ... Garry Lyle

## RANKINGS

Team Stats	Bears	Avg	Rank
Total Yards	3200	228.6	
Rushing Yards	1480	105.7	23
Passing Yards	1720	122.9	23
Points Scored	152	10.9	25

	Opp	Avg	Rank
Total Yards	3818	272.7	
Rushing Yards	1739	123.6	18
Passing Yards	2079	149.1	19
Points Scored	279	19.9	17

## 1975 CHICAGO BEARS STATISTICS

Record: 4-10, .286

T-3rd Place, NFC Central

Head Coach: Jack Pardee

09/21	L	7-35	BALTIMORE	54,152
09/28	W	15-13	PHILADELPHIA	54,392
10/05	L	3-28	at Minnesota	48,446
10/12	L	7-27	at Detroit	74,032
10/19	L	3-34	at Pittsburgh	47,579
10/27	L	9-13	MINNESOTA	57,455
11/02	L	13-46	MIAMI	57,455
11/09	W	27-14	GREEN BAY	57,455
11/16	L	3-31	at San Francisco	47,484
11/23	L	10-38	at L.A. Rams	64,979
11/30	L	7-28	at Green Bay	56,267
12/07	W	25-21	DETROIT	53,234
12/14	L	20-34	ST. LOUIS	53,169
12/21	W	42-17	at New Orleans	51,142

	Bears	Opp
<b>TOTAL FIRST DOWNS</b>	<b>190</b>	<b>282</b>
Rushing	74	118
Passing	99	143
Penalty	17	21
3rd Down Made/Att	53/198	87/222
3rd Down Pct.	26.8	39.2
4th Down Made/Att	NA	NA
4th Down Pct.	NA	NA
<b>TOTAL NET YARDS</b>	<b>3492</b>	<b>4576</b>
Avg Per Game	249.4	326.9
Total Plays	829	981
Avg Per Play	4.2	4.7
<b>NET YARDS RUSHING</b>	<b>1653</b>	<b>2070</b>
Avg Per Game	118.1	147.9
Total Rushes	441	547
<b>NET YARDS PASSING</b>	<b>1839</b>	<b>2506</b>
Avg Per Game	131.4	179.0
Sacked/Yards Lost	32/330	35/319
Gross Yards	2169	2825
Att./Completions	356/191	399/208
Completion Pct.	53.7	52.1
Had Intercepted	23	13
<b>PUNTS/AVERAGE</b>	<b>94/39.0</b>	<b>86/41.4</b>
<b>NET PUNTING AVG.</b>	<b>NA</b>	<b>NA</b>
<b>PENALTIES/YARDS</b>	<b>100/881</b>	<b>78/723</b>
<b>FUMBLE/BALL LOST</b>	<b>35/17</b>	<b>29/14</b>
<b>TOUCHDOWNS</b>	<b>22</b>	<b>48</b>
Rushing	11	25
Passing	9	22
Returns	2	1

PASSING	Att	Cmp	Yds	Cmp%	Yd/Att	TD	TD%	Int	Int%	Lg	Sack/Lost	Rating
Avellini	126	67	942	53.2	7.48	6	4.8	11	8.7	57	13/144	57.4
Huff	205	114	1083	55.6	5.28	3	1.5	9	4.4	49	16/168	57.1
Douglass	20	8	87	40.0	4.35	0	0.0	2	10.0	34	2/13	14.0
Adams	2	2	57	100.0	28.50	0	0.0	0	0.0	44	1/5	119.0
Grim	1	0	0	0.0	0.00	0	0.0	0	0.0	-	0/0	0.0
Parsons	1	0	0	0.0	0.00	0	0.0	0	0.0	-	0/0	0.0
Payton	1	0	0	0.0	0.00	0	0.0	1	100.0	-	0/0	0.0
BEARS	356	191	2169	53.7	4.74	9	2.5	23	6.5	57	32/330	47.9
OPPONENTS	399	208	2825	52.1	5.92	22	5.5	13	3.3	79	35/319	74.8

Score by Period	1	2	3	4	OT	Tot
BEARS	37	45	49	60	0	191
OPPONENTS	65	137	72	105	0	379

SCORING	TDs	Ru-Pa	R	K-PAT	FG	2pt	Pts	
B Thomas	0	0	0	0	18/22	13/22	0	57
Payton	7	7	0	0			0	42
Latta	3	0	0	0			0	18
Grim	2	0	2	0			0	12
Rather	2	0	2	0			0	12
Edwards	1	0	1	0			0	6
Parsons	1	0	1	0			0	6
Douglass	1	1	0	0			0	6
Adams	1	1	0	0			0	6
Harper	1	1	0	0			0	6
Avellini	1	1	0	0			0	6
Clemons	1	0	0	1			0	6
Livers	1	0	0	1			0	6
Hartenstine	0	0	0	0		1	2	
BEARS	22	11	9	2	18/22	13/22	1	191
OPPONENTS	48	25	22	1	47/48	14/18	1	379

RUSHING	No	Yds	Avg	Lg	TD
Payton	196	679	3.5	54	7
Harper	100	453	4.5	32	1
Adams	94	353	3.8	21	1
Edwards	27	73	2.7	16	0
Douglass	5	34	6.8	18	1
Musso	6	33	5.5	16	0
Rather	4	24	6.0	18	0
Huff	5	7	1.4	10	0
Avellini	4	-3	-0.8	1	1
<b>BEARS</b>	<b>441</b>	<b>1653</b>	<b>3.7</b>	<b>54</b>	<b>11</b>
<b>OPPONENTS</b>	<b>547</b>	<b>2070</b>	<b>3.8</b>	<b>43</b>	<b>25</b>

RECEIVING	No	Yds	Avg	Lg	TD
Rather	39	685	17.6	54	2
Payton	33	213	6.5	40	0
Grim	28	374	13.4	57	2
Harper	27	191	7.1	27	0
Latta	16	202	12.6	34	3
Adams	15	111	7.4	25	0
Parsons	13	184	14.2	28	1
Edwards	11	86	7.8	14	1
Schubert	5	68	13.6	16	0
Farmer	2	32	16.0	17	0
Jackson	1	17	17.0	17	0
Sevy	1	6	6.0	6	0
<b>BEARS</b>	<b>191</b>	<b>2169</b>	<b>11.4</b>	<b>57</b>	<b>9</b>
<b>OPPONENTS</b>	<b>208</b>	<b>2825</b>	<b>13.6</b>	<b>79</b>	<b>22</b>

PUNTING	No	Yds	Avg	Net	TB	In	Lg	B
Parsons	93	3625	39.0				60	0
Payton	1	39.0	39.0				39	0
BEARS	94	3664	39.0				60	0
OPPONENTS	86	3560	41.4				62	0

INTS	No	Yds	Avg	Lg	TD
Clemmons	2	109	54.5	76	1
Plank	2	50	25.0	29	0
Livers	2	40	20.0	20	1
Ellis	2	4	2.0	4	0
Babinecz	1	15	15.0	15	0
Buffone	1	12	12.0	12	0
Gunn	1	5	5.0	5	0
Gersbach	1	4	4.0	4	0
Ely	1	2	2.0	2	0
<b>BEARS</b>	<b>13</b>	<b>241</b>	<b>18.5</b>	<b>76</b>	<b>2</b>
<b>OPPONENTS</b>	<b>23</b>	<b>235</b>	<b>10.2</b>	<b>38</b>	<b>0</b>

KO RETURNS	No	Yds	Avg	Lg	TD
Payton	14	444	31.7	70	0
Douthitt	13	333	25.6	64	0
Livers	27	529	19.6	34	0
Schubert	9	146	16.2	25	0
Harper	4	67	16.8	18	0
Knox	5	67	13.4	21	0
Adams	1	27	27.0	27	0
Vactor	1	25	25.0	25	0
Rather	1	6	6.0	6	0
<b>BEARS</b>	<b>75</b>	<b>1644</b>	<b>21.9</b>	<b>70</b>	<b>0</b>
<b>OPPONENTS</b>	<b>43</b>	<b>893</b>	<b>20.8</b>	<b>88</b>	<b>0</b>

PUNT RET.	Ret	FC	Yds	Avg	Lg	TD
Livers	42	0	456	10.9	39	0
Schubert	6	1	33	5.5	16	0
Plank	3	1	23	7.7	12	0
Knox	1	0	0	0.0	0	0
Vactor	0	1	0	0.0	0	0
<b>BEARS</b>	<b>52</b>	<b>3</b>	<b>512</b>	<b>9.8</b>	<b>39</b>	<b>0</b>
<b>OPPONENTS</b>	<b>49</b>	<b>20</b>	<b>303</b>	<b>6.2</b>	<b>34</b>	<b>0</b>

FGs	1-19	20-29	30-39	40-49	50+
B. Thomas	0/0	3/7	5/6	4/7	1/2
BEARS	0/0	3/7	5/6	4/7	1/2
OPPONENTS	2/2	3/3	4/6	4/4	1/3
B. Thomas: (1/44G, 24G, 26G)(46G)(32G, 43N) (43B)(20B, 27G, 31G)(34G, 25N, 48G)(27B, 33G) (55G)(36G, 49N, 41G, 27B)(51N)(35N)					
OPPONENTS: (1/44G, 43G)(1/35N)(37G, 18G)(52G, 46G) (3/39G, 32G, 35G)(1/23G, 51N)(27G)(1/33N)(40G, 29G)(50N, 19G)					

DEFENSE	(Top 10)	T	S	A	FF	FR	PD	Sa	Int
Plank	123	74	49	1	0	8	1	0	2
Bryant	112	74	38	0	3	5	0	0	0
Chambers	108	80	28	1	0	4	14	0	0
Buffone	99	65	34	5	1	7	0	0	1
Clemmons	98	72	26	1	3	16	0	0	2
Ely	91	54	37	0	1	4	0	0	1
Stillwell	67	42	25	0	0	0	6	0	0
Hartenstine	61	36	25	1	2	3	5	0	0
Ellis	51	36	15	0	0	15	0	0	2
Osborne	47	34	14	3	0	0	7	0	0
SACKS: Chambers 14.0, Osborne 7.0, Stillwell 6.0, Hartenstine 5.0, Harris 1.0, Plank 1.0, Team 1.0									
<b>TEAM 35.0, OPPONENTS 32.0</b>									

## USUAL STARTERS

Offense	Defense
WR ... Bob Grim	RE ... Richard Harris
LT ... Lionel Antoine	RT ... Wally Chambers
LG ... Noah Jackson	LT ... Roger Stillwell
C ... Dan Peiffer	LE ... Mike Hartenstine
RG ... Mark Nordquist	WLB ... Raymond Bryant
RT ... Jeff Sevy	MLB ... Larry Ely
TE ... Bob Parsons	SLB ... Doug Buffone
QB ... Bo Rather	RCB ... V. Livers/N. Wilson
WR ... Gary Huff	LCB ... Allan Ellis
RB ... W. Payton/M. Adams	SS ... Doug Plank
FB ... Roland Harper	FS ... Craig Clemmons

## RANKINGS

Team Stats	Bears	Avg	Rank
Total Yards	3492	249.4	
Rushing Yards	1653	118.1	22
Passing Yards	1839	131.4	23
Points Scored	191	13.6	24

	Opp	Avg	Rank
Total Yards	4576	326.9	
Rushing Yards	2070	147.9	17
Passing Yards	2506	179.0	22
Points Scored	379	27.1	25



## 1976 CHICAGO BEARS STATISTICS

Record: 7-7, .500

2nd Place, NFC Central

Head Coach: Jack Pardee

09/12	W	10-3	DETROIT	57,359
09/19	W	19-12	at San Francisco	46,699
09/26	L	0-10	ATLANTA	56,969
10/03	W	33-7	WASHINGTON	57,359
10/10	L	19-20	at Minnesota	48,446
10/17	L	12-20	at L.A. Rams	76,651
10/24	L	21-31	at Dallas	64,902
10/31	W	14-13	MINNESOTA	57,359
11/07	L	27-28	OAKLAND	57,359
11/14	W	24-13	GREEN BAY	57,359
11/21	L	10-14	at Detroit	80,638
11/28	W	16-10	at Green Bay	56,267
12/05	W	34-7	at Seattle	64,735
12/12	L	14-28	DENVER	57,359

<b>TOTAL FIRST DOWNS</b>	<b>201</b>	<b>249</b>
Rushing	115	103
Passing	67	128
Penalty	19	18
3rd Down Made/Att	70/212	80/222
3rd Down Pct.	33.0	36.0
4th Down Made/Att	NA	NA
4th Down Pct.	NA	NA
<b>TOTAL NET YARDS</b>	<b>3843</b>	<b>4201</b>
Avg. Per Game	274.5	300.1
Total Plays	880	971
Avg. Per Play	4.4	4.3
<b>NET YARDS RUSHING</b>	<b>2363</b>	<b>1984</b>
Avg. Per Game	168.8	141.7
Total Rushes	578	522
<b>NET YARDS PASSING</b>	<b>1480</b>	<b>2217</b>
Avg. Per Game	105.7	158.4
Sacked/Yards Lost	24/225	49/395
Gross Yards	1705	2612
Att./Completions	278/123	401/200
Completion Pct.	44.2	49.9
Had Intercepted	15	24
<b>PUNTS/AVERAGE</b>	<b>100/37.3</b>	<b>85/36.3</b>
<b>NET PUNTING AVG.</b>	<b>100/31.7</b>	<b>85/31.0</b>
<b>PENALTIES/YARDS</b>	<b>114/984</b>	<b>87/699</b>
<b>FUMBLES/BALL LOST</b>	<b>24/13</b>	<b>37/23</b>
<b>TOUCHDOWNS</b>	<b>31</b>	<b>25</b>
Rushing	20	10
Passing	9	15
Returns	2	0

<b>PASSING</b>	<b>Att</b>	<b>Cmp</b>	<b>Yds</b>	<b>Cmp%</b>	<b>Yd/Att</b>	<b>TD</b>	<b>Int</b>	<b>Int%</b>	<b>Lg</b>	<b>Sack/Lost</b>	<b>Rating</b>
Avellini	271	118	1580	43.5	5.83	8	3	1.1	55	63	24/225
Carter	5	3	77	60.0	15.40	1	20	0.0	55	0/0	145.0
Parsons	2	2	48	100.0	24.00	0	0	0.0	25	0/0	119.0
<b>BEARS</b>	<b>278</b>	<b>123</b>	<b>1705</b>	<b>44.2</b>	<b>6.13</b>	<b>9</b>	<b>3.2</b>	<b>15</b>	<b>5.4</b>	<b>63</b>	<b>24/225</b>
<b>OPPONENTS</b>	<b>401</b>	<b>200</b>	<b>2612</b>	<b>49.9</b>	<b>6.51</b>	<b>15</b>	<b>3.7</b>	<b>24</b>	<b>6.0</b>	<b>75</b>	<b>49/395</b>

<b>Score by Period</b>	<b>1</b>	<b>2</b>	<b>3</b>	<b>4</b>	<b>OT</b>	<b>Tot</b>
BEARS	69	47	99	38	0	253
OPPONENTS	23	80	34	79	0	216

<b>SCORING</b>	<b>TDs: Ru-Pa-R</b>	<b>K-PAT</b>	<b>FG</b>	<b>2pt</b>	<b>Pts</b>
Payton	13	13	0	0	78
B. Thomas	0	0	0	0	27/31
Scott	6	0	0	0	36
Musso	4	4	0	0	1
Harper	3	2	1	0	18
Adams	1	0	1	0	8
Avellini	1	1	0	0	6
Hartenstine	1	0	0	1	6
Burks	1	0	1	0	6
Ellis	1	0	0	1	6
<b>BEARS</b>	<b>31</b>	<b>20</b>	<b>9</b>	<b>2</b>	<b>27/31</b>
<b>OPPONENTS</b>	<b>25</b>	<b>10</b>	<b>15</b>	<b>0</b>	<b>13/25</b>

<b>RUSHING</b>	<b>No</b>	<b>Yds</b>	<b>Avg</b>	<b>Lg</b>	<b>TD</b>
Payton	311	1390	4.5	60	13
Harper	147	625	4.3	28	2
Musso	57	200	3.5	11	4
Adams	33	93	2.8	12	0
Avellini	18	58	3.2	15	1
Schreiber	4	15	3.8	11	0
Rather	1	4	4.0	4	0
Parsons	1	2	2.0	2	0
Carter	1	0	0.0	0	0
Scott	2	-4	-2.0	3	0
Latta	2	-8	-4.0	-3	0
Baschnagel	1	-12	-12.0	-12	0
<b>BEARS</b>	<b>578</b>	<b>2363</b>	<b>4.1</b>	<b>60</b>	<b>20</b>
<b>OPPONENTS</b>	<b>522</b>	<b>1984</b>	<b>3.8</b>	<b>31</b>	<b>10</b>

<b>RECEIVING</b>	<b>No</b>	<b>Yds</b>	<b>Avg</b>	<b>Lg</b>	<b>TD</b>
Harper	29	291	10.0	39	1
Scott	26	512	19.7	63	6
Latta	18	254	14.1	58	0
Payton	15	149	9.9	34	0
Baschnagel	13	226	17.4	58	0
Rather	5	33	6.6	7	0
Schubert	4	74	18.5	25	0
Adams	4	28	7.0	12	1
Musso	4	26	6.5	9	0
Shanklin	2	32	16.0	35	1
Burks	1	55	55.0	55	1
Schreiber	1	16	16.0	16	0
Parsons	1	9	9.0	9	0
<b>BEARS</b>	<b>123</b>	<b>1705</b>	<b>13.9</b>	<b>63</b>	<b>9</b>
<b>OPPONENTS</b>	<b>200</b>	<b>2612</b>	<b>13.1</b>	<b>75</b>	<b>15</b>

<b>PUNTING</b>	<b>No</b>	<b>Yds</b>	<b>Avg</b>	<b>Net</b>	<b>TB</b>	<b>In</b>	<b>Lg</b>	<b>B</b>
Parsons	99	3726	37.6	32.2	8	20	62	1
<b>BEARS</b>	<b>100</b>	<b>3726</b>	<b>37.3</b>	<b>32.2</b>	<b>8</b>	<b>20</b>	<b>62</b>	<b>1</b>
<b>OPPONENTS</b>	<b>85</b>	<b>3085</b>	<b>36.3</b>	<b>31.0</b>	<b>9</b>	<b>17</b>	<b>69</b>	<b>0</b>

<b>INTS</b>	<b>No</b>	<b>Yds</b>	<b>Avg</b>	<b>Lg</b>	<b>TD</b>
Brubacher	7	49	7.0	25	0
Ellis	6	47	7.8	22	1
Plank	4	31	7.8	15	0
Livers	3	34	11.3	16	0
Bryant	2	6	3.0	3	0
Clemons	1	28	28.0	28	0
Chambers	1	8	8.0	8	0
Hartenstine	0	12	12.0	12	1
<b>BEARS</b>	<b>24</b>	<b>215</b>	<b>9.0</b>	<b>28</b>	<b>2</b>
<b>OPPONENTS</b>	<b>15</b>	<b>213</b>	<b>14.2</b>	<b>67</b>	<b>0</b>

<b>KO RETURNS</b>	<b>No</b>	<b>Yds</b>	<b>Avg</b>	<b>Lg</b>	<b>TD</b>
Baschnagel	29	754	26.0	48	0
Adams	11	179	16.3	30	0
Harper	6	119	19.8	30	0
Livers	1	14	14.0	14	0
Musso	2	18	9.0	17	0
Schubert	1	3	3.0	3	0
Payton	1	0	0.0	0	0
<b>BEARS</b>	<b>51</b>	<b>1087</b>	<b>21.3</b>	<b>48</b>	<b>0</b>
<b>OPPONENTS</b>	<b>54</b>	<b>969</b>	<b>17.9</b>	<b>38</b>	<b>0</b>

<b>PUNT RET.</b>	<b>Ret</b>	<b>FC</b>	<b>Yds</b>	<b>Avg</b>	<b>Lg</b>	<b>TD</b>
Livers	28	0	205	7.3	51	0
Schubert	11	5	60	5.5	14	0
Baschnagel	2	1	2	1.0	3	0
Adams	1	0	2	2.0	2	0
Knox	1	0	0	0.0	0	0
<b>BEARS</b>	<b>43</b>	<b>6</b>	<b>269</b>	<b>6.3</b>	<b>51</b>	<b>0</b>
<b>OPPONENTS</b>	<b>44</b>	<b>20</b>	<b>346</b>	<b>7.9</b>	<b>45</b>	<b>0</b>

<b>FGs</b>	<b>1-19</b>	<b>20-29</b>	<b>30-39</b>	<b>40-49</b>	<b>50+</b>
B. Thomas	0/0	3/3	4/6	5/11	0/5
<b>BEARS</b>	<b>0/0</b>	<b>3/3</b>	<b>4/6</b>	<b>5/11</b>	<b>0/5</b>
<b>OPPONENTS</b>	<b>1/1</b>	<b>7/8</b>	<b>2/8</b>	<b>3/7</b>	<b>0/1</b>
B. Thomas: (51N, 27G) (45N, 35G) (45N) (47G, 34G, 39G, 35G) (52N) (50N, 42G, 48N, 42N) (40N) (33N, 31N) (46G) (52N, 46G) (42G, 25G, 22G) (45N, 51N) (45N, 45G) (29G, 39G) (44G, 52N, 37G) (22G) (24G, 24G) (43N) (37N, 19G, 27G) (48N) (45G, 40N, 31N) (27N)					

<b>DEFENSE</b>	<b>(Top 10)</b>	<b>T</b>	<b>S</b>	<b>A</b>	<b>FF</b>	<b>FR</b>	<b>PD</b>	<b>SA</b>	<b>Int</b>
Rives	165	112	53	3	2	5	3	0	0
Clemons	130	94	36	2	1	6	0	1	1
Plank	130	90	40	4	4	12	0	4	0
Bryant	115	80	35	2	2	7	3	0	2
Chambers	102	80	22	3	0	1	8	0	1
Hartenstine	86	56	30	1	3	5	3	0	0
Osborne	79	59	20	2	0	2	15	0	0
Rydalch	70	53	17	1	1	0	7	0	0
Brubacher	65	45	20	1	3	10	15	7	0
Ellis	64	58	6	1	0	11	0	0	6

**SACKS:** Osborne 15.0, Chambers 8.0, Rydalch 7.0, Stillwell 5.5, Bryant 3.0, Hartenstine 3.0, Rives 3.0, Meyers 2.5, Brubacher 1.5, Berry 0.5  
**TEAM 49.0, OPPONENTS 24.0**

## USUAL STARTERS

<b>Offense</b>	<b>Defense</b>
WR ... Brian Baschnagel	RE ... Roger Stillwell
LT ... Lionel Antoine	RT ... Wally Chambers
LG ... Noah Jackson	LT ... Jim Osborne
C ... Dan Neal	LE ... Mike Hartenstine
RG ... Revie Sorey/Jeff Sevy	WLB ... Waymond Bryant
RT ... Jeff Sevy/Dennis Lick	MLB ... Don Rives
TE ... Greg Latta	SLB ... Ross Brubacher
WR ... James Scott	RCB ... Virgil Livers
QB ... Bob Avellini	LCB ... Allan Ellis
RB ... Walter Payton	SS ... Doug Plank
FB ... Roland Harper	FS ... Craig Clemons

## RANKINGS

<b>Team Stats</b>	<b>Bears</b>	<b>Avg</b>	<b>Rank</b>
Total Yards	3843	274.5	6
Rushing Yards	2363	168.8	6
Passing Yards	1480	105.7	28
Points Scored	253	18.1	17
<b>Opp</b>	<b>Avg</b>	<b>Rank</b>	
Total Yards	4201	300.1	13
Rushing Yards	1984	141.7	13
Passing Yards	2217	158.4	22
Points Scored	216	15.4	8



## 1977 CHICAGO BEARS STATISTICS

Record: 9-5, .643

2nd Place, NFC Central  
Head Coach: Jack Pardee

09/18 W	30-20	DETROIT	57,359
09/25 L	13-16	at St. Louis	51,392
10/02 L	24-42	NEW ORLEANS	57,359
10/10 W	24-23	L.A. RAMS	57,359
10/16 L	16-22	at Minnesota	48,446
10/23 L	10-16	ATLANTA	57,359
10/30 W	26-0	at Green Bay	56,267
11/06 L	0-47	at Houston	51,177
11/13 W	28-27	KANSAS CITY	57,359
11/20 W	10-7	MINNESOTA	57,359
11/24 W	31-14	at Detroit	75,185
12/04 W	10-0	at Tampa Bay	50,284
12/11 W	21-10	GREEN BAY	57,539
12/18 W	12-9	at N.Y. Giants	76,626
<b>PLAYOFFS</b>			
12/26 L	7-37	at Dallas	64,758

	Bears	Opp
<b>TOTAL FIRST DOWNS</b>	<b>247</b>	<b>241</b>
Rushing	141	124
Passing	94	106
Penalty	12	11
3rd Down: Made/Att	NA	NA
3rd Down Pct	NA	NA
4th Down: Made/Att	NA	NA
4th Down Pct	NA	NA
<b>TOTAL NET YARDS</b>	<b>4655</b>	<b>4285</b>
Avg. Per Game	332.5	306.1
Total Plays	930	947
Avg. Per Play	5.0	4.5
<b>NET YARDS RUSHING</b>	<b>2811</b>	<b>2158</b>
Avg. Per Game	200.8	154.1
Total Rushes	599	544
<b>NET YARDS PASSING</b>	<b>1844</b>	<b>2127</b>
Avg. Per Game	131.7	151.9
Sacked/Yards Lost	26/226	27/207
Gross Yards	2070	2334
Att./Completions	305/161	377/182
Completion Pct.	52.8	48.3
Had Intercepted	18	18
<b>PUNTS/AVERAGE</b>	<b>82/39.4</b>	<b>93/39.1</b>
<b>NET PUNTING AVG.</b>	<b>82/NA</b>	<b>93/NA</b>
<b>PENALTIES/YARDS</b>	<b>97/852</b>	<b>83/671</b>
<b>FUMBLES/BALL LOST</b>	<b>36/17</b>	<b>27/13</b>
<b>TOUCHDOWNS</b>	<b>31</b>	<b>27</b>
Rushing	18	14
Passing	11	7
Returns	2	6

Score by Period	1	2	3	4	OT	Tot
BEARS	50	56	37	109	3	255
OPPONENTS	60	73	37	77	6	253

SCORING	TDs: Ru-Pa-R	K-PAT	FG	Zpt	Pts	
Payton	16	14	2	0/0	0/0	96
B. Thomas	0	0	0	27/30	14/27	0
Latta	4	0	4	0	0	24
Scott	3	0	3	0	0	18
Musso	2	2	0	0	0	12
Rather	2	0	2	0	0	12
Schubert	1	0	0	1	0	6
Baschnagel	1	0	0	1	0	6
Avellini	1	1	0	0	0	6
Earl	1	1	0	0	0	6
BEARS	31	18	11	2	27/30 14/27	0 255
OPPONENTS	27	14	7	6	26/26 21/29	0 253

RUSHING	No	Yds	Avg	Lg	TD
Payton	339	1952	5.5	73	14
Harper	120	457	3.8	19	0
Earl	56	233	4.2	34	1
Musso	37	132	3.6	13	2
Avellini	37	109	2.9	21	1
Best	6	20	3.3	6	0
Scott	1	10	10.0	10	0
Baschnagel	1	0	0.0	0	0
Evans	1	0	0.0	0	0
Rather	1	-2	-2.0	-2	0
BEARS	599	2811	4.7	73	18
OPPONENTS	544	2158	4.0	61	14

RECEIVING	No	Yds	Avg	Lg	TD
Scott	50	809	16.2	72	3
Payton	27	269	10.0	75	2
Latta	26	335	12.9	37	4
Harper	19	142	7.5	34	0
Rather	17	294	17.3	42	2
Schubert	8	119	14.9	32	0
Earl	6	32	5.3	10	0
Baschnagel	4	50	12.5	25	0
Musso	3	13	4.3	21	0
Rivera	1	7	7.0	7	0
BEARS	161	2070	12.9	75	11
OPPONENTS	182	2334	12.8	85	7

PUNTING	No	Yds	Avg	Net	TB	In	Lg	B
Parsons	80	3232	40.4	35.1	7	17	58	2
BEARS	82	3232	39.4	35.1	7	17	58	2
OPPONENTS	93	3636	39.1	31.7	11	22	69	0

INTS	No	Yds	Avg	Lg	TD
Ellis	6	23	3.8	11	0
Fencik	4	33	8.3	23	0
Plank	4	32	8.0	20	0
Livers	2	25	14.5	29	0
Buffone	1	12	12.0	12	0
Hicks	1	5	9.0	9	0
BEARS	18	138	7.7	29	0
OPPONENTS	18	171	9.5	57	1

KO RETURNS	No	Yds	Avg	Lg	TD
Baschnagel	23	557	24.2	84	1
Evans	13	253	19.5	30	0
Best	6	127	21.2	29	0
Harper	2	38	19.0	25	0
Harper	3	44	14.7	22	0
Musso	5	100	20.0	33	0
Payton	2	95	47.5	68	0
Walterscheid	3	59	19.7	22	0
BEARS	57	1275	22.3	84	1
OPPONENTS	52	1010	19.4	85	1

PUNT RET.	Ret	FC	Yds	Avg	Lg	TD
Schubert	31	10	291	9.4	70	1
Baschnagel	3	2	54	18.0	42	0
Plank	1	0	21	21.0	21	0
Walterscheid	6	1	59	9.8	14	0
Livers	6	1	46	7.7	21	0
BEARS	47	14	471	10.0	70	1
OPPONENTS	42	15	216	5.1	37	0

FGs	1-19	20-29	30-39	40-49	50+
B. Thomas	0/0	6/9	6/10	2/6	0/2
BEARS	0/0	6/9	6/10	2/6	0/2
OPPONENTS	2/2	8/9	8/10	3/7	0/1
B. Thomas: 39N, 35G, 23G, 29G, 21G, 33G, 47N, 38G.					
41N, 40G, 47G, 20G, 44N, 39N, 28N, 37G, 56N, 31N.					
39G, 29N, 53N, 32G, 44N, 32G, 23N, 36N, 28G					

DEFENSE	(Top 10)	T	S	A	FF	FR	PD	Sa	Int
Fencik	133	93	40	1	0	7	0	0	4
Rives	89	61	28	0	0	1	0	0	0
Bryant	85	63	22	1	2	2	1	5	0
Rydalch	77	54	23	1	1	1	9	5	0
Plank	71	43	28	0	0	4	1	0	4
Buffone	67	48	19	0	0	5	1	0	1
Livers	56	45	11	0	1	16	0	0	2
Hartenstine	55	34	21	1	3	4	1	0	0
Ellis	51	47	4	0	0	13	0	0	6
Ostrome	49	32	17	0	0	0	4	0	0

<b>SACKS:</b> Rydalch 9.5, Newsome 5.0, Osborne 4.0, Sevy 2.0, Bryant 1.5, Buffone 1.0, Hartenstine 1.0, Meyers 1.0, Muckensturm 1.0, Plank 1.0
<b>TEAM 27.0, OPPONENTS 26.0</b>

PASSING	Att	Cmp	Yds	Cmp%	Yd/Att	TD	TD%	Int	Int%	Lg	Sack/Lost	Rating
Avellini	293	154	2004	52.6	6.84	11	3.8	18	6.1	75	23/200	61.7
Parsons	4	4	61	100.0	15.25	0	0.0	0	0.0	32	0/0	119.0
Phipps	5	3	5	60.0	1.00	0	0.0	0	0.0	10	3/26	64.6
Harper	2	0	0	0.0	0.00	0	0.0	0	0.0	-	0/0	39.0
Baschnagel	1	0	0	0.0	0.00	0	0.0	0	0.0	-	0/0	39.0
BEARS	305	161	2070	52.8	6.79	11	3.6	18	5.9	75	28/226	61.8
OPPONENTS	377	182	2334	48.3	6.19	7	1.9	18	4.8	85	27/207	54.5

## USUAL STARTERS

Offense	Defense
WR ... Bo Rather	RE ... Billy Newsome
LT ... Ted Albrecht	RT ... Ron Rydalch
LG ... Noah Jackson	LT ... Jim Osborne
C ... Dan Peiffer	LE ... Mike Hartenstine
RG ... Revie Sorey	WLB ... Raymond Bryant
RT ... Dennis Lick	MLB ... Tom Hicks
TE ... Greg Latta	SLB ... Doug Buffone
WR ... James Scott	RCB ... Virgil Livers
QB ... Bob Avellini	LCB ... Allan Ellis
RB ... Walter Payton	SS ... Gary Fencik
FB ... Roland Harper	FS ... Doug Plank

Team Stats	Bears	Avg
Total Yards	4655	332.5
Rushing Yards	2811	200.8
Passing Yards	1844	131.7
Points Scored	255	18.2

	Opp	Avg
Total Yards	4285	306.1
Rushing Yards	2158	154.1
Passing Yards	2127	151.9
Points Scored	253	18.1



## 1978 CHICAGO BEARS STATISTICS

Record: 7-9, .438

T-3rd Place, NFC Central

Head Coach: Neill Armstrong

09/03	W	17-10	ST. LOUIS	52,791
09/10	W	16-13	at San Francisco	49,502
09/17	W	19-0	at Detroit	65,982
09/25	L	20-24	MINNESOTA	53,561
10/01	L	19-25	OAKLAND	52,848
10/08	L	14-24	at Green Bay	55,352
10/16	L	7-16	at Denver	75,008
10/22	L	19-33	at Tampa Bay	68,146
10/29	L	17-21	DETROIT	53,378
11/05	L	29-31	SEATTLE	50,697
11/12	L	14-17	at Minnesota	43,286
11/19	W	13-7	ATLANTA	46,922
11/26	W	14-3	TAMPA BAY	42,373
12/04	L	7-40	at San Diego	48,492
12/10	W	14-0	GREEN BAY	34,306
12/16	W	14-10	at Washington	49,774

	Bears	Opp
<b>TOTAL FIRST DOWNS</b>	<b>262</b>	<b>282</b>
Rushing	136	128
Passing	99	134
Penalty	27	20
3rd Down: Made/Att	89/248	75/240
3rd Down Pct.	35.9	31.3
4th Down: Made/Att	NA	NA
4th Down Pct.	NA	NA
<b>TOTAL NET YARDS</b>	<b>4459</b>	<b>4680</b>
Avg. Per Game	278.7	292.5
Total Plays	1020	1044
Avg. Per Play	4.4	4.5
<b>NET YARDS RUSHING</b>	<b>2526</b>	<b>2174</b>
Avg. Per Game	157.9	135.9
Total Rushes	634	568
<b>NET YARDS PASSING</b>	<b>1933</b>	<b>2506</b>
Avg. Per Game	120.8	156.6
Sacked/Yards Lost	34/288	40/351
Gross Yards	2221	2857
Att./Completions	352/186	436/239
Completion Pct.	52.8	54.8
Had Intercepted	28	17
<b>PUNTS/AVERAGE</b>	<b>96/37.0</b>	<b>97/35.4</b>
<b>NET PUNTING AVG.</b>	<b>96/32.2</b>	<b>97/30.4</b>
<b>PENALTIES/YARDS</b>	<b>101/958</b>	<b>101/800</b>
<b>FUMBLES/BALL LOST</b>	<b>22/8</b>	<b>32/16</b>
<b>TOUCHDOWNS</b>	<b>29</b>	<b>33</b>
Rushing	19	15
Passing	7	16
Returns	3	2

	Att	Cmp	Yds	Cmp%	Yd/Att	TD	TD%	Int	Int%	Lg	Sack/Lost	Rating
Avellini	264	141	1718	53.4	6.5	5	1.9	16	6.1	61	26/208	54.6
Phipps	83	44	465	53.0	5.6	2	2.4	10	12.0	35	6/55	38.0
Evans	3	1	38	33.3	12.6	0	0.0	1	33.3	38	2/25	42.1
Parsons	1	0	0	0.0	0.0	0	0.0	0	0.0	-	0/0	0.0
Harper	1	0	0	0.0	0.0	0	0.0	0	0.0	-	0/0	0.0
<b>BEARS</b>	<b>352</b>	<b>186</b>	<b>2221</b>	<b>52.8</b>	<b>6.3</b>	<b>7</b>	<b>2.0</b>	<b>28</b>	<b>8.0</b>	<b>61</b>	<b>34/288</b>	<b>45.7</b>
<b>OPPONENTS</b>	<b>436</b>	<b>239</b>	<b>2857</b>	<b>54.8</b>	<b>6.5</b>	<b>16</b>	<b>3.7</b>	<b>17</b>	<b>3.9</b>	<b>58</b>	<b>40/351</b>	<b>71.1</b>

Score by Period	1	2	3	4	OT	Tot
BEARS	30	55	93	75	0	253
OPPONENTS	71	69	47	81	6	274

SCORING	TDs: Ru-Pa-R	K-PAT	FG	2pt	Pts
B. Thomas	0 0 0 0	26/29	17/22	0	77
Payton	11 11 0 0	0	0	0	68
Harper	8 6 2 0	0	0	0	48
Scott	5 0 5 0	0	0	0	30
Avellini	2 2 0 0	0	0	0	12
Spivey	1 0 0 1	0	0	0	6
Livers	1 0 0 1	0	0	0	6
Schubert	1 0 0 1	0	0	0	6
Hart	0 0 0 0	0	0	0	2
BEARS	29 19 7 3	26/29	17/22	1	253
OPPONENTS	33 15 16 2	28/NA	16/NA	0	274

RUSHING	No	Yds	Avg	Lg	TD
Payton	333	1395	4.2	76	11
Harper	240	992	4.1	31	6
Avellini	34	54	1.6	10	2
Phipps	13	34	2.6	10	0
Evans	6	23	3.8	13	0
Earl	3	17	5.7	9	0
Best	2	11	5.5	6	0
Morris	1	0	0.0	0	0
Parsons	1	0	0.0	0	0
Baschnagel	1	0	0.0	0	0
<b>BEARS</b>	<b>634</b>	<b>2526</b>	<b>4.0</b>	<b>76</b>	<b>19</b>
<b>OPPONENTS</b>	<b>564</b>	<b>2174</b>	<b>3.9</b>	<b>67</b>	<b>15</b>

RECEIVING	No	Yds	Avg	Lg	TD
Payton	50	480	9.6	61	0
Harper	43	340	7.9	33	2
Scott	42	759	18.1	59	5
Richards	27	379	14.0	52	0
Latta	15	159	10.6	21	0
Schubert	4	51	12.8	19	0
Baschnagel	2	29	14.5	22	0
Rather	1	15	15.0	15	0
Cobb	1	7	7.0	7	0
Earl	1	1	1.0	1	0
<b>BEARS</b>	<b>186</b>	<b>2221</b>	<b>11.9</b>	<b>61</b>	<b>7</b>
<b>OPPONENTS</b>	<b>239</b>	<b>2857</b>	<b>12.0</b>	<b>55</b>	<b>16</b>

PUNTING	No	Yds	Avg	Net	TB	In	Lg	B
Parsons	96	3549	37.0	32.2	8	18	54	0
<b>BEARS</b>	<b>96</b>	<b>3549</b>	<b>37.0</b>	<b>32.2</b>	<b>8</b>	<b>18</b>	<b>54</b>	<b>0</b>
<b>OPPONENTS</b>	<b>97</b>	<b>3437</b>	<b>35.4</b>	<b>30.4</b>	<b>10</b>	<b>25</b>	<b>61</b>	<b>2</b>

INTS	No	Yds	Avg	Lg	TD
Fencik	4	77	19.3	59	0
Livers	3	86	28.7	60	1
Buffone	3	22	7.3	16	0
Schmidt	2	23	11.5	23	0
Rives	2	8	4.0	8	0
Plank	1	0	0.0	0	0
Gaines	1	0	0.0	0	0
Walterscheid	1	0	0.0	0	0
<b>BEARS</b>	<b>17</b>	<b>216</b>	<b>12.7</b>	<b>60</b>	<b>1</b>
<b>OPPONENTS</b>	<b>28</b>	<b>312</b>	<b>11.1</b>	<b>63</b>	<b>1</b>

KO RETURNS	No	Yds	Avg	Lg	TD
Baschnagel	20	455	22.8	36	0
Walterscheid	11	335	30.5	81	0
Gaines	10	240	24.0	37	0
Morgan	5	110	22.0	24	0
Schubert	4	80	20.0	27	0
Spivey	2	34	17.0	23	0
Earl	3	48	16.0	20	0
Sikbinski	3	36	12.0	20	0
Latta	2	14	7.0	8	0
Muckensturm	1	6	6.0	6	0
<b>BEARS</b>	<b>61</b>	<b>1358</b>	<b>22.3</b>	<b>81</b>	<b>0</b>
<b>OPPONENTS</b>	<b>52</b>	<b>1146</b>	<b>22.0</b>	<b>43</b>	<b>0</b>

PUNT RET.	Ret	FC	Yds	Avg	Lg	TD
Schubert	27	21	229	8.5	73	1
Livers	10	0	31	3.1	13	0
Walterscheid	3	0	24	8.0	11	0
Baschnagel	1	1	2	2.0	2	0
<b>BEARS</b>	<b>41</b>	<b>22</b>	<b>286</b>	<b>7.0</b>	<b>73</b>	<b>1</b>
<b>OPPONENTS</b>	<b>45</b>	<b>23</b>	<b>295</b>	<b>6.6</b>	<b>21</b>	<b>0</b>

FGs	1-19	20-29	30-39	40-49	50+
B. Thomas	0/0	7/7	9/11	1/4	0/0
<b>BEARS</b>	<b>0/0</b>	<b>7/7</b>	<b>9/11</b>	<b>1/4</b>	<b>0/0</b>
<b>OPPONENTS</b>	<b>0/0</b>	<b>4/4</b>	<b>6/8</b>	<b>6/7</b>	<b>0/0</b>
B. Thomas: 39G, 32G, 44G, 38G, 28G, 27G, 32G, 25G, 24G, 44N, 21G, 27G, 23G, 33G, 36G, 39G, 39B, 45N, 32G, 37G, 41N, 39B					

DEFENSE	(Top 10)	T	S	A	FF	FR	PD	Sa	Int
Fencik	130	95	35	2	2	10	0	0	4
Campbell	110	82	28	3	2	6	0	0	0
Plank	70	52	18	5	3	4	0	0	1
Hartenstine	70	44	26	2	3	2	6	0	0
Hicks	67	51	16	0	1	3	0	0	0
Rives	67	44	23	1	1	2	0	0	2
Buffone	65	45	20	0	0	2	2	0	3
Livers	61	55	6	1	1	9	0	0	3
Schmidt	51	44	7	1	1	9	0	0	2
Osborne	50	37	13	1	0	2	4	0	0
Page	50	35	15	2	0	3	11	5	0
<b>SACKS:</b> Page 11.5, Hart 7.5, Hartenstine 6.0, Osborne 4.0, Campbell 3.0, Buffone 2.0, Meyers 2.0, Rydych 2.0, Herron 1.0, Shearer 1.0									
<b>TEAM 40.0, OPPONENTS 34.0</b>									

## USUAL STARTERS

Offense	Defense
WR ... James Scott	RE ... Mike Hartenstine
LT ... Ted Albrecht	RT ... Alan Page
LG ... Noah Jackson	LT ... Jim Osborne
C ... Dan Neal	LE ... Tommy Hart
RG ... Revie Sorey	WLB ... Gary Campbell
RT ... Dennis Lick	MLB ... T. Hicks/D. Rives
TE ... Greg Latta	SLB ... Doug Buffone
WR ... Golden Richards	RCB ... Virgil Livers
QB ... Bob Avellini	LCB ... Terry Schmidt
RB ... Walter Payton	SS ... Gary Fencik
FB ... Roland Harper	FS ... Doug Plank

Team Stats	Bears	Avg
Total Yards	4459	278.7
Rushing Yards	2526	157.9
Passing Yards	1933	120.8
Points Scored	253	15.8
	Opp	Avg
Total Yards	4680	292.5
Rushing Yards	2174	135.9
Passing Yards	2506	156.6
Points Scored	274	17.1

## 1979 CHICAGO BEARS STATISTICS

Record: 10-6, .625

2nd Place, NFC Central  
Head Coach: Neill Armstrong

09/02	W	6-3	GREEN BAY	56,515
09/09	W	26-7	MINNESOTA	53,231
09/16	L	20-24	at Dallas	64,056
09/23	L	18-31	at Miami	66,011
09/30	L	13-17	TAMPA BAY	55,258
10/07	W	7-0	at Buffalo	73,383
10/14	L	7-27	NEW ENGLAND	54,128
10/21	L	27-30	at Minnesota	41,164
10/28	W	28-27	at San Francisco	42,773
11/04	W	35-7	DETROIT	50,108
11/11	W	27-23	L.A. RAMS	51,483
11/18	W	23-13	N.Y. JETS	52,635
11/22	L	0-20	at Detroit	66,219
12/02	W	14-0	at Tampa Bay	69,508
12/09	W	15-14	at Green Bay	54,207
12/16	W	42-6	ST. LOUIS	42,810
<b>PLAYOFFS</b>				
12/23	L	17-27	at Philadelphia	69,397

	Bears	Opp
<b>TOTAL FIRST DOWNS</b>	<b>262</b>	<b>272</b>
Rushing	140	100
Passing	98	148
Penalty	24	24
3rd Down Made/Att	93/253	87/242
3rd Down Pct.	36.8	36.0
4th Down Made/Att	NA	NA
4th Down Pct.	NA	NA
<b>TOTAL NET YARDS</b>	<b>4637</b>	<b>4506</b>
Avg. Per Game	289.8	281.6
Total Plays	1028	1024
Avg. Per Play	4.5	4.4
<b>NET YARDS RUSHING</b>	<b>2486</b>	<b>1978</b>
Avg. Per Game	155.4	123.6
Total Rushes	627	519
<b>NET YARDS PASSING</b>	<b>2151</b>	<b>2528</b>
Avg. Per Game	134.4	158.0
Sacked/Yards Lost	31/278	47/360
Gross Yards	2429	2908
Att./Completions	373/195	458/222
Completion Pct.	52.3	48.5
Had Intercepted	16	29
<b>PUNTS/AVERAGE</b>	<b>93/37.5</b>	<b>90/37.8</b>
<b>NET PUNTING AVG.</b>	<b>93/31.6</b>	<b>90/31.6</b>
<b>PENALTIES/YARDS</b>	<b>100/816</b>	<b>104/864</b>
<b>FUMBLES/BALL LOST</b>	<b>21/13</b>	<b>25/14</b>
<b>TOUCHDOWNS</b>	<b>37</b>	<b>31</b>
Rushing	17	9
Passing	16	21
Returns	4	1

PASSING	Att	Cmp	Yds	Cmp%	Yd/Att	TD	TD%	Int	Int%	Lg	Sack/Lost	Rating
Phipps	255	134	1535	52.5	6.02	9	3.5	8	3.1	68	17/154	69.7
Evans	63	32	508	50.8	8.06	4	6.3	5	7.9	65	8/75	66.1
Avellini	51	27	310	52.9	6.08	2	3.9	3	5.9	54	6/49	59.9
Payton	1	1	54	100.0	54.00	1	100.0	0	0.0	54	0/0	158.3
Parsons	2	1	22	50.0	11.00	0	0.0	0	0.0	22	0/0	89.6
Baschnagel	1	0	0	0.0	0.00	0	0.0	0	0.0	0	0/0	39.6
<b>BEARS</b>	<b>373</b>	<b>195</b>	<b>2429</b>	<b>52.3</b>	<b>6.51</b>	<b>16</b>	<b>4.3</b>	<b>16</b>	<b>4.3</b>	<b>68</b>	<b>31/278</b>	<b>69.2</b>
<b>OPPONENTS</b>	<b>458</b>	<b>222</b>	<b>2908</b>	<b>48.5</b>	<b>6.35</b>	<b>21</b>	<b>4.6</b>	<b>29</b>	<b>6.3</b>	<b>55</b>	<b>47/380</b>	<b>58.1</b>

Score by Period	1	2	3	4	OT	Tot
BEARS	59	84	65	98	0	306
OPPONENTS	48	72	50	79	0	249

SCORING	TDs	Ru	Pa	R	K	PAT	FG	2pt	Pts
Payton	16	14	2	0	0	0	0	0	96
B. Thomas	0	0	0	0	0	0	34/37	16/27	82
Williams	6	1	5	0	0	0	0	0	36
Watts	4	0	3	1	0	0	0	0	24
Scott	3	0	3	0	0	0	0	0	18
Baschnagel	2	0	2	0	0	0	0	0	12
Richards	1	0	1	0	0	0	0	0	6
Evans	1	1	0	0	0	0	0	0	6
McClendon	1	1	0	0	0	0	0	0	6
Schubert	1	0	0	1	0	0	0	0	6
Schmidt	1	0	0	1	0	0	0	0	6
Hicks	1	0	0	1	0	0	0	0	6
Team	0	0	0	0	0	0	1	2	2
<b>BEARS</b>	<b>37</b>	<b>17</b>	<b>16</b>	<b>4</b>	<b>34/37</b>	<b>16/27</b>	<b>1</b>	<b>306</b>	
<b>OPPONENTS</b>	<b>31</b>	<b>9</b>	<b>21</b>	<b>1</b>	<b>28/31</b>	<b>12/20</b>	<b>0</b>	<b>249</b>	

RUSHING	No	Yds	Avg	Lg	TD
Payton	369	1610	4.4	43	14
Williams	127	401	3.2	16	1
McClendon	37	160	4.3	33	1
Earl	35	132	3.8	12	0
Evans	12	72	6.0	17	1
Phipps	27	51	1.9	12	0
Delaplane	7	18	2.6	6	0
Buffone	1	14	14.0	14	0
Perrin	5	14	2.8	5	0
Skibinski	3	10	3.3	4	0
Avellini	3	10	3.3	5	0
Watts	1	4	-6.0	-6	0
<b>BEARS</b>	<b>627</b>	<b>2486</b>	<b>4.0</b>	<b>43</b>	<b>17</b>
<b>OPPONENTS</b>	<b>519</b>	<b>1978</b>	<b>3.8</b>	<b>61</b>	<b>9</b>

RECEIVING	No	Yds	Avg	Lg	TD
Baschnagel	30	452	15.1	54	2
Watts	24	421	17.5	68	3
Scott	21	382	18.2	64	3
Williams	42	354	8.4	54	5
Payton	31	313	10.1	65	2
Latta	15	131	8.7	25	0
Richards	5	107	21.4	52	1
Cobb	6	91	15.1	33	0
Earl	8	56	7.0	19	0
Schubert	2	29	14.5	15	0
McClendon	6	27	4.5	13	0
Perrin	1	27	27.0	27	0
Buffone	1	22	22.0	22	0
Delaplane	2	13	6.5	15	0
Skibinski	1	4	4.0	4	0
<b>BEARS</b>	<b>195</b>	<b>2429</b>	<b>12.5</b>	<b>68</b>	<b>16</b>
<b>OPPONENTS</b>	<b>222</b>	<b>2908</b>	<b>13.1</b>	<b>55</b>	<b>21</b>

PUNTING	No	Yds	Avg	Net	TB	In	Lg	B
Parsons	92	3486	37.9	31.8	6	26	54	1
<b>BEARS</b>	<b>93</b>	<b>3486</b>	<b>37.5</b>	<b>31.8</b>	<b>6</b>	<b>26</b>	<b>54</b>	<b>1</b>
<b>OPPONENTS</b>	<b>90</b>	<b>3406</b>	<b>37.8</b>	<b>31.6</b>	<b>12</b>	<b>9</b>	<b>64</b>	<b>1</b>

INTS	No	Yds	Avg	Lg	TD
Schmidt	6	44	7.3	20	1
Fencik	6	31	5.2	17	0
Hicks	3	85	28.3	66	1
Ellis	3	67	22.3	22	0
Plank	3	33	11.0	22	0
Livers	2	41	20.5	30	0
Buffone	2	11	5.5	11	0
Gaines	1	38	38.0	38	0
Campbell	1	32	32.0	32	0
Walterscheid	1	15	15.0	15	0
Muckensturm	1	5	5.0	5	0
<b>BEARS</b>	<b>29</b>	<b>402</b>	<b>13.9</b>	<b>66</b>	<b>2</b>
<b>OPPONENTS</b>	<b>16</b>	<b>240</b>	<b>15.0</b>	<b>78</b>	<b>0</b>

KO RETURNS	No	Yds	Avg	Lg	TD
Walterscheid	19	427	22.5	44	0
Watts	14	289	20.6	83	1
Baschnagel	12	260	21.7	32	0
Schubert	2	45	22.5	27	0
Perrin	1	13	13.0	13	0
McClendon	1	12	12.0	12	0
Latta	1	8	8.0	8	0
Horton	1	0	0.0	0	0
<b>BEARS</b>	<b>51</b>	<b>1054</b>	<b>20.7</b>	<b>83</b>	<b>1</b>
<b>OPPONENTS</b>	<b>59</b>	<b>1252</b>	<b>21.2</b>	<b>56</b>	<b>0</b>

PUNT RET.	Ret	FC	Yds	Avg	Lg	TD
Schubert	25	10	238	9.5	77	1
Walterscheid	14	5	96	6.9	14	0
Baschnagel	0	3	0	0.0	-	0
<b>BEARS</b>	<b>39</b>	<b>18</b>	<b>334</b>	<b>8.6</b>	<b>77</b>	<b>1</b>
<b>OPPONENTS</b>	<b>54</b>	<b>12</b>	<b>404</b>	<b>7.5</b>	<b>77</b>	<b>0</b>

FGs	1-19	20-29	30-39	40-49	50+
B. Thomas	1/1	4/7	9/11	2/7	0/1
<b>BEARS</b>	<b>1/1</b>	<b>4/7</b>	<b>9/11</b>	<b>2/7</b>	<b>0/1</b>
<b>OPPONENTS</b>	<b>1/1</b>	<b>7/7</b>	<b>2/5</b>	<b>2/6</b>	<b>0/1</b>
B. Thomas:(44N 25G, 19G)(47N 34G)(1)(30G 32G, 36G)(34G 42G)(29N 44N)(1)(23G 23G)(1)(51N 27N)(38G 35G)(24G)(31N)(1)(34G 33G 33N 28N 44G)(47N 46N)					

DEFENSE	T	S	A	FF	FR	PD	SA	Int
(Top 10)								
Muckensturm	111	69	42	1	2	1	3	0
Plank	108	72	36	4	1	7	0	3
Fencik	103	73	30	4	1	9	0	6
Campbell	92	63	29	1	1	2	4	0
Page	74	49	25	0	1	1	10	0
Hicks	74	48	26	1	2	2	0	3
Hampton	70	48	22	1	2	3	4	5
Osborne	66	54	12	0	2	1	10	5
Hartenstine	60	40	20	1	1	1	8	0
Walterscheid	57	44	13	2	1	3	4	0
<b>SACKS:</b> Osborne 10.5, Page 10.0, Hartenstine 8.0, Hampton 4.5, Campbell 4.0, Walterscheid 4.0, Muckensturm 3.0, Gaines 1.0, Horton 1.0								
<b>TEAM</b>	<b>47.0</b>	<b>OPPONENTS</b>	<b>31.0</b>					

## USUAL STARTERS

Offense	Defense
WR ... Scott/Watts	RE ... Mike Hartenstine
LT ... Ted Albrecht	RT ... Alan Page
LG ... Noah Jackson	LT ... Jim Osborne
C ... Dan Neal	LE ... Dan Hampton
RG ... Revie Sorey	WLB ... Gary Campbell
RT ... Dennis Lick	MLB ... Tom Hicks
TE ... Mike Tobb	SLB ... Jerry Muckensturm
WR ... Brian Baschnagel	RCB ... Virgil Livers
QB ... Mike Phipps	LCB ... Terry Schmidt
RB ... Walter Payton	SS ... Gary Fencik
FB ... Dave Williams	FS ... Doug Plank

Team Stats	Bears	Avg
Total Yards	4637	289.8
Rushing Yards	2486	155.4
Passing Yards	2151	134.4
Points Scored	306	19.1

	Opp	Avg
Total Yards	4506	281.6
Rushing Yards	1978	123.6
Passing Yards	2528	158.0
Points Scored	249	15.6



## 1980 CHICAGO BEARS STATISTICS

Record: 7-9, .438

3rd Place, NFC Central

Head Coach: Neill Armstrong

09/07	L	6-12	at Green Bay	54,381
09/14	W	22-3	NEW ORLEANS	63,523
09/21	L	14-34	MINNESOTA	59,983
09/28	L	3-38	at Pittsburgh	53,987
10/06	W	23-0	TAMPA BAY	61,350
10/12	L	7-13	at Minnesota	46,751
10/19	W	24-7	DETROIT	58,508
10/26	L	14-17	at Philadelphia	68,752
11/03	L	21-27	at Cleveland	63,224
11/09	W	35-21	WASHINGTON	57,159
11/16	L	6-10	HOUSTON	59,390
11/23	L	17-28	at Atlanta	49,164
11/27	W	23-17	at Detroit	75,397
12/07	W	61-7	GREEN BAY	57,176
12/14	L	14-17	at CINCINNATI	48,808
12/20	W	14-13	at Tampa Bay	55,298

	Bears	Opp
<b>TOTAL FIRST DOWNS</b>	<b>286</b>	<b>285</b>
Rushing	139	111
Passing	121	149
Penalty	26	25
3rd Down: Made/Att	105/248	98/236
3rd Down Pct.	42.3	41.5
4th Down: Made/Att	NA	NA
4th Down Pct.	NA	NA
<b>TOTAL NET YARDS</b>	<b>4835</b>	<b>4907</b>
Avg. Per Game	302.2	306.7
Total Plays	1016	1003
Avg. Per Play	4.8	4.9
<b>NET YARDS RUSHING</b>	<b>2440</b>	<b>2015</b>
Avg. Per Game	152.5	125.9
Total Rushes	579	506
<b>NET YARDS PASSING</b>	<b>2395</b>	<b>2892</b>
Avg. Per Game	149.7	180.8
Sacked/Yards Lost	33/274	46/379
Gross Yards	2669	3271
Att./Completions	404/209	451/238
Completion Pct.	51.7	52.8
Had Intercepted	25	17
<b>PUNTS/AVERAGE</b>	<b>79/40.6</b>	<b>82/39.0</b>
<b>NET PUNTING AVG.</b>	<b>79/32.8</b>	<b>82/34.6</b>
<b>PENALTIES/YARDS</b>	<b>100/842</b>	<b>129/1109</b>
<b>FUMBLES/BALL LOST</b>	<b>23/14</b>	<b>32/14</b>
<b>TOUCHDOWNS</b>	<b>38</b>	<b>32</b>
Rushing	22	10
Passing	13	20
Returns	3	2

	Att	Cmp	Yds	Cmp%	Yd/Att	TD	Int	Int%	Lg	Sack/Lost	Rating
Evans	278	148	2039	53.2	7.33	11	4.0	1.6	5.8	89	26/205
Phipps	122	61	630	50.0	5.15	2	1.6	9	7.4	56	7.69
Payton	3	0	0	0.0	0.00	0	0.0	0	0.0	0	0.0
Parsons	1	0	0	0.0	0.00	0	0.0	0	0.0	0	0.0
<b>BEARS</b>	<b>404</b>	<b>209</b>	<b>2669</b>	<b>51.7</b>	<b>6.61</b>	<b>13</b>	<b>3.2</b>	<b>25</b>	<b>6.2</b>	<b>89</b>	<b>33/274</b>
<b>OPPONENTS</b>	<b>451</b>	<b>238</b>	<b>3271</b>	<b>52.8</b>	<b>7.25</b>	<b>20</b>	<b>4.4</b>	<b>17</b>	<b>3.8</b>	<b>76</b>	<b>46/379</b>

Score by Period	1	2	3	4	OT	Tot
BEARS	51	77	77	93	6	304
OPPONENTS	57	79	51	68	9	264

SCORING	TDs:Ru-Pa-R	K-PAT	FG	2pt	Pts		
B. Thomas	0	0	0	35/37	13/18	0	74
Evans	8	3	0	0	0	48	
Payton	7	5	1	0	0	42	
Harper	5	5	0	0	0	30	
Scott	3	0	3	0	0	18	
Earl	3	0	3	0	0	18	
Phipps	2	2	0	0	0	12	
Fisher	2	0	2	0	0	12	
Watts	2	0	2	0	0	12	
Baschnagel	2	0	2	0	0	12	
Page	1	0	0	1	1	8	
Williams	1	0	0	1	0	6	
Walterscheid	1	0	0	1	0	6	
McClendon	1	1	0	0	0	6	
BEARS	38	22	13	35/37	13/18	1	304
OPPONENTS	32	10	20	30/30	14/27	0	264

RUSHING	No	Yds	Avg	Lg	TD
Payton	317	1460	4.6	69	6
Harper	113	404	3.6	13	5
Evans	60	306	5.1	58	8
McClendon	10	88	8.8	48	1
Williams	26	57	2.2	14	0
Skibinski	13	54	4.2	8	0
Harper	22	45	2.0	10	0
Phipps	15	38	2.5	9	2
Parsons	2	4	2.0	4	0
Watts	1	-16	-16.0	-16	0
<b>BEARS</b>	<b>579</b>	<b>2440</b>	<b>4.2</b>	<b>69</b>	<b>22</b>
<b>OPPONENTS</b>	<b>506</b>	<b>2015</b>	<b>4.0</b>	<b>56</b>	<b>10</b>

RECEIVING	No	Yds	Avg	Lg	TD
Scott	36	696	19.3	64	3
Watts	22	444	20.2	89	2
Baschnagel	28	396	14.1	37	2
Payton	46	367	8.0	54	1
Earl	18	223	12.4	28	3
Fisher	12	203	16.9	56	2
Williams	22	132	6.0	18	0
Haines	4	83	20.8	18	0
Suhey	7	60	8.6	21	0
Harper	7	31	4.4	16	0
Skibinski	5	18	3.6	8	0
Cobb	2	16	8.0	9	0
<b>BEARS</b>	<b>209</b>	<b>2669</b>	<b>12.8</b>	<b>89</b>	<b>13</b>
<b>OPPONENTS</b>	<b>238</b>	<b>3271</b>	<b>13.7</b>	<b>76</b>	<b>20</b>

PUNTING	No	Yds	Avg	Net	TB	In	Lg	B
Parsons	79	3207	40.6	32.8	10	16	61	0
<b>BEARS</b>	<b>79</b>	<b>3207</b>	<b>40.6</b>	<b>32.8</b>	<b>10</b>	<b>16</b>	<b>61</b>	<b>0</b>
<b>OPPONENTS</b>	<b>82</b>	<b>3197</b>	<b>39.0</b>	<b>34.6</b>	<b>4</b>	<b>16</b>	<b>65</b>	<b>0</b>

INTS	No	Yds	Avg	Lg	TD
Walterscheid	4	84	21.0	36	1
Campbell	3	36	12.0	15	0
Wilson	2	4	2.0	4	0
Muckensturm	2	2	1.0	2	0
Plank	1	20	20.0	20	0
Hicks	1	8	8.0	8	0
Fenick	1	8	8.0	8	0
Schmidt	1	0	0.0	0	0
Page	1	0	0.0	0	0
Ellis	1	0	0.0	0	0
<b>BEARS</b>	<b>17</b>	<b>162</b>	<b>9.5</b>	<b>36</b>	<b>1</b>
<b>OPPONENTS</b>	<b>25</b>	<b>161</b>	<b>6.4</b>	<b>41</b>	<b>1</b>

KO RETURNS	No	Yds	Avg	Lg	TD
Williams	27	666	24.7	95	1
Suhey	19	409	21.4	31	0
Fisher	3	32	10.7	15	0
Watts	1	12	12.0	12	0
Walterscheid	1	12	12.0	12	0
McClendon	1	11	11.0	11	0
Earl	1	11	11.0	11	0
Herron	1	5	5.0	5	0
Haines	1	0	0.0	0	0
Ulmer	1	-2	-2.0	-2	0
<b>BEARS</b>	<b>56</b>	<b>1153</b>	<b>20.6</b>	<b>95</b>	<b>1</b>
<b>OPPONENTS</b>	<b>58</b>	<b>1251</b>	<b>21.6</b>	<b>54</b>	<b>0</b>

PUNT RET.	Ret	FC	Yds	Avg	Lg	TD
Walterscheid	33	11	239	7.2	25	0
Lusby	4	1	14	3.5	14	0
Watts	2	0	20	10.0	11	0
Suhey	1	0	4	4.0	4	0
Plank	1	0	0	0.0	0	0
<b>BEARS</b>	<b>41</b>	<b>12</b>	<b>277</b>	<b>6.8</b>	<b>25</b>	<b>0</b>
<b>OPPONENTS</b>	<b>46</b>	<b>7</b>	<b>415</b>	<b>9.0</b>	<b>56</b>	<b>0</b>

FGs	1-19	20-29	30-39	40-49	50+
B. Thomas	1/1	5/5	4/8	3/4	0/0
<b>BEARS</b>	<b>1/1</b>	<b>5/5</b>	<b>4/8</b>	<b>3/4</b>	<b>0/0</b>
<b>OPPONENTS</b>	<b>1/2</b>	<b>7/8</b>	<b>3/8</b>	<b>3/8</b>	<b>0/1</b>
B. Thomas	(42G, 34G)(37G, 34G, 38N)(1)(28G)(30G, 32N, 44G, 29G)(1)(18G)(30N, 47N)(35N)(1)(27G, 22G)(41G)(24G)(1)(1)				

DEFENSE	(Top 10)	T	S	A	FF	FR	PD	Sa	Int
Fenick	125	94	31	0	3	8	1	0	1
Campbell	121	88	33	1	2	3	3	0	3
Muckensturm	120	101	19	0	1	1	3	0	2
Hicks	107	83	24	0	0	1	1	0	1
Plank	81	53	28	2	3	0	0	0	1
Hampton	73	56	17	2	0	1	1	1	5
Walterscheid	71	53	18	2	1	1	1	0	4
Page	68	50	18	0	2	4	9	5	1
Hartenstine	66	54	12	1	0	4	6	0	0
Osborne	65	54	11	1	2	5	8	0	0
<b>SACKS:</b>	Hampton 11.5, Page 9.5, Osborne 8.0, Hartenstine 6.0, Campbell 3.0, Muckensturm 3.0, Wilson 2.0, Fenick 1.0, Hicks 1.0, Walterscheid 1.0								
<b>TEAM</b>	<b>46.0</b>	<b>OPPONENTS</b>	<b>33.0</b>						

## USUAL STARTERS

Offense	Defense
WR ... James Scott	RE ... Mike Hartenstine
LT ... Ted Albrecht	RT ... Alan Page
LG ... Noah Jackson	LT ... Jim Osborne
C ... Dan Neal	LE ... Dan Hampton
RG ... Revie Sorey	WLB ... Gary Campbell
RT ... Dennis Lick	MLB ... Tom Hicks
TE ... Robin Earl	SLB ... Jerry Muckensturm
WR ... Brian Baschnagel	RCB ... Allan Ellis
QB ... Vince Evans	LCB ... Terry Schmidt
RB ... Walter Payton	SS ... Gary Fenick
FB ... Roland Harper	FS ... Doug Plank

Team Stats	Bears	Avg
Total Yards	4835	302.2
Rushing Yards	2440	152.5
Passing Yards	2395	289.2
Points Scored	304	17.6
	Opp	Avg
Total Yards	4907	306.7
Rushing Yards	2015	125.9
Passing Yards	2892	180.8
Points Scored	264	16.5



## 1981 CHICAGO BEARS STATISTICS

Record: 6-10, .375

5th Place, NFC Central

Head Coach: Neill Armstrong

09/06	L	9-16	GREEN BAY	62,411
09/13	L	17-28	at San Francisco	49,520
09/20	W	28-17	TAMPA BAY	60,130
09/28	L	7-24	L.A. RAMS	62,461
10/04	L	21-24	at Minnesota	43,827
10/11	L	7-24	WASHINGTON	57,683
10/19	L	17-48	at Detroit	71,273
10/25	W	20-17	at SAN DIEGO	52,905
11/01	L	10-20	at Tampa Bay	63,688
11/08	W	16-13	at Kansas City	60,505
11/15	L	17-21	at Green Bay	55,338
11/22	L	7-23	DETROIT	50,082
11/26	L	9-10	at Dallas	63,499
12/06	W	10-9	MINNESOTA	50,766
12/13	W	23-6	at Oakland	40,384
12/20	W	35-24	DENVER	40,125

	Bears	Opp
TOTAL FIRST DOWNS	278	290
Rushing	126	120
Passing	126	144
Penalty	26	26
3rd Down Made/Att	95/268	73/233
3rd Down Pct	35.4	31.3
4th Down Made/Att	NA	NA
4th Down Pct	NA	NA
TOTAL NET YARDS	4633	5394
Avg. Per Game	289.6	337.1
Total Plays	1134	1076
Avg. Per Play	4.1	5.0
NET YARDS RUSHING	2171	2146
Avg. Per Game	135.7	134.1
Total Rushes	608	521
NET YARDS PASSING	2462	3248
Avg. Per Game	153.9	203.0
Sacked/Yards Lost	35/266	31/279
Gross Yards	2728	3527
Att./Completions	489/222	525/233
Completion Pct.	45.4	44.4
Had Intercepted	23	18
PUNTS/AVERAGE	114/39.7	98/40.7
NET PUNTING AVG.	33.3	33.3
PENALTIES/YARDS	121/996	119/947
FUMBLES/BALL LOST	37/17	33/22
TOUCHDOWNS	31	39
Rushing	13	13
Passing	14	23
Returns	4	3

Score by Period	1	2	3	4	OT	Total
BEARS	41	71	55	80	6	253
OPPONENTS	63	83	63	95	0	324

SCORING	TDs	Ru-Pa	R	K-PAT	FG	2pt Pts
---------	-----	-------	---	-------	----	---------

Roveto	0	0	0	0	19/20	10/18	0	49
Payton	8	6	2	0	0	0	0	48
Suhey	3	3	0	0	0	0	0	18
Evans	3	3	0	0	0	0	0	18
Baschnagel	3	0	3	0	0	0	0	18
Watts	3	0	3	0	0	0	0	18
Anderson	2	0	2	0	0	0	0	12
D. Williams	2	0	2	0	0	0	0	12
Thomas	0	0	0	0	2/3	2/3	0	8
Nielsen	0	0	0	0	8/8	0/2	0	8
Earl	1	0	1	0	0	0	0	6
Bell	1	0	1	0	0	0	0	6
J. Fisher	1	0	1	0	0	0	0	6
Marguerum	1	0	1	0	0	0	0	6
Harper	1	1	0	0	0	0	0	6
Fencik	1	0	0	1	0	0	0	6
Harris	1	0	0	1	0	0	0	6
Plank	0	0	0	0	0	1	2	2

BEARS	31	13	14	4	29/31	12/23	1	253
OPPONENTS	39	13	23	3	36/38	17/29	1	324

RUSHING	No	Yds	Avg	Lg	TD
---------	----	-----	-----	----	----

Payton	339	1222	3.6	39	6
Suhey	150	521	3.5	26	3
Evans	43	218	5.1	25	3
Harper	34	106	3.1	11	1
McClendon	30	74	2.5	17	0
D. Williams	2	19	9.5	14	0
Marguerum	1	11	11.0	11	0
Baschnagel	1	10	10.0	10	0
Phipps	1	0	0.0	0	0
Avellini	3	-1	-0.3	0	0
Neal	1	-6	-6.0	-6	0
Parsons	1	-6	-6.0	-6	0
BEARS	608	2171	3.6	39	13
OPPONENTS	521	2146	4.1	59	13

RECEIVING	No	Yds	Avg	Lg	TD
-----------	----	-----	-----	----	----

Marguerum	39	584	15.0	41	1
Baschnagel	34	554	16.3	72	3
Watts	27	465	17.2	42	3
Payton	41	379	9.2	30	2
Anderson	9	243	27.0	85	2
Suhey	33	168	5.1	15	0
D. Williams	18	126	7.0	14	2
Earl	10	118	11.8	24	1
B. Williams	3	32	10.7	16	0
Cobb	2	20	10.0	11	0
Harris	1	18	18.0	18	0
Harper	2	10	5.0	8	0
Zanders	1	7	7.0	7	0
McClendon	2	4	2.0	4	0
BEARS	222	2728	12.3	85	14
OPPONENTS	233	3227	15.1	94	23

PASSING	Att	Cmp	Cmp%	Yd/Att	TD	Int	Int%	Lg	Sack/Lost	Rating		
Evans	436	195	2354	44.7	5.40	11	2.5	20	4.6	85	23/173	51.0
Phipps	17	11	171	64.7	10.06	2	11.8	0	40	43	5/41	138.7
Avellini	32	15	185	46.9	5.78	1	3.1	3	9.4	72	7/52	36.4
Baschnagel	1	1	18	100.0	18.00	0	0.0	0	0	0	0/0	118.8
Payton	2	0	0	0.0	0.00	0	0.0	0	0	0	0/0	39.6
Parsons	1	0	0	0.0	0.00	0	0.0	0	0	0	0/0	39.6
BEARS	469	222	2728	45.4	5.82	14	3.0	23	4.9	85	35/266	53.6
OPPONENTS	525	233	3527	44.4	6.72	23	4.4	18	3.4	91	31/279	67.6

PUNTING	No	Yds	Avg	Net	TB	In	Lg	B
Parsons	114	4531	39.7	33.3	7	31	55	0
BEARS	114	4531	39.7	33.3	7	31	55	0
OPPONENTS	98	3985	40.7	33.3	10	15	67	0

INTS	No	Yds	Avg	Lg	TD
------	----	-----	-----	----	----

Fencik	6	121	20.2	69	1
Henderson	4	84	21.0	39	0
Schmidt	2	4	2.0	4	0
J. Fisher	2	3	1.5	3	0
Bell	1	92	92.0	92	1
Harris	1	44	44.0	44	1
Walterscheid	1	0	0.0	0	0
Singletary	1	-3	-3.0	-3	0
BEARS	18	345	19.2	92	3
OPPONENTS	23	385	16.7	50	2

KO RETURNS	No	Yds	Avg	Lg	TD
------------	----	-----	-----	----	----

D. Williams	23	486	21.1	42	0
Moorehead	23	476	20.7	56	0
Schmidt	2	34	17.0	23	0
J. Fisher	6	96	16.0	23	0
Frazier	6	77	12.8	15	0
B. Williams	1	35	35.0	35	0
B. Fisher	2	15	7.5	9	0
Anderson	1	-5	-5.0	-5	0
BEARS	64	1214	19.0	56	0
OPPONENTS	44	937	21.3	47	0

PUNT RET.	Ret	FC	Yds	Avg	Lg	TD
-----------	-----	----	-----	-----	----	----

J. Fisher	43	20	509	11.8	88	1
Walterscheid	1	0	6	6.0	6	0
Plank	1	1	3	3.0	3	0
Baschnagel	0	3	0	0.0	0	0
BEARS	45	24	518	11.5	88	1
OPPONENTS	66	12	594	9.0	55	1

FGs	1-19	20-29	30-39	40-49	50+
-----	------	-------	-------	-------	-----

Roveto	0/1	6/7	2/3	2/7	0/0
Thomas	0/0	1/2	1/1	0/0	0/0
Nielsen	0/0	0/1	0/1	0/0	0/0
BEARS	0/1	7/10	3/5	2/7	0/0
OPPONENTS	1/1	3/5	6/8	6/11	1/4

DEFENSE	(Top 10)	T	S	A	FF	FR	PD	Sa	Int
---------	----------	---	---	---	----	----	----	----	-----

Fencik	135	112	23	2	1	17	10	6	
Wilson	81	65	16	2	3	3	0	0	
Campbell	77	47	30	0	1	2	0	0	
Singletary	72	60	12	1	0	4	0	0	1
Hampton	68	56	12	1	0	4	9	0	0
Plank	67	51	16	0	4	11	3	0	0
Harris	61	47	14	1	3	5	2	0	1
Page	61	49	12	0	1	4	9	0	0
Henderson	58	52	6	0	1	19	0	0	4
Kunz	57	42	15	0	0	2	0	0	0

SACKS: Page 9.0, Hampton 9.0, Osborne 4.0, Plank 3.0, Harris 2.0, Hartman 2.0, Fencik 1.0, Walterscheid 1.0

TEAM 31.0, OPPONENTS 35.0

## USUAL STARTERS

Offense	Defense
WR...Baschnagel/Watts	RE...Al Harris
LT...Ted Albrecht	RT...Alan Page
LG...Noah Jackson	LT...Jim Osborne
C...Dan Neal	LE...Dan Hampton
RG...Emanuel Zanders	WLB...Gary Campbell
RT...Keith Van Horne	MLB...Mike Singletary
TE...Robin Earl	SLB...Otis Wilson
WR...Marguerum/Baschnagel	RCB...Reuben Henderson
QB...Vince Evans	LCB...Terry Schmidt
RB...Walter Payton	SS...Gary Fencik
FB...Matt Suhey	FS...Doug Plank

## RANKINGS

Team Stats	Bears	Avg	Rank
Total Yards	4633	289.6	26
Rushing Yards	2171	135.7	31
Passing Yards	2462	153.9	27
Points Scored	253	15.8	

	Opp	Avg	Rank
Total Yards	5394	337.1	19
Rushing Yards	2146	134.1	20
Passing Yards	3248	203.0	14
Points Scored	324	20.3	



## 1982 CHICAGO BEARS STATISTICS

**Record: 3-6, .333**

**5th Place, NFC Central**  
**Head Coach: Mike Ditka**

09/12	L	10-17	at Detroit	71,337
09/19	L	0-10	NEW ORLEANS	56,600
11/21	W	20-17	DETROIT	48,783
11/28	L	7-35	at Minnesota	54,724
12/05	W	26-13	NEW ENGLAND	36,973
12/12	L	14-20	at Seattle	52,826
12/19	L	7-10	ST. LOUIS	43,720
12/26	W	34-26	at L.A. Rams	46,502
01/02	L	23-26	ot at Tampa Bay	68,112

	<b>Brax</b>	<b>Opp</b>
<b>TOTAL FIRST DOWNS</b>	<b>153</b>	<b>166</b>
Rushing	56	53
Passing	83	102
Penalty	14	11
3rd Down: Made/Att	47/128	36/111
3rd Down Pct.	36.7	30.3
4th Down: Made/Att	1/4	3/9
4th Down Pct.	25.0	33.3
<b>TOTAL NET YARDS</b>	<b>2493</b>	<b>2851</b>
Avg. Per Game	277.0	316.8
Total Plays	571	585
Avg. Per Play	4.4	4.9
<b>NET YARDS RUSHING</b>	<b>968</b>	<b>902</b>
Avg. Per Game	109.8	100.2
Total Rushes	276	261
<b>NET YARDS PASSING</b>	<b>1505</b>	<b>1949</b>
Avg. Per Game	167.2	216.6
Sacked/Yards Lst	33/244	30/240
Gross Yards	1749	2189
Att./Completions	262/141	294/164
Completion Pct.	53.8	55.8
Had Intercepted	11	13
<b>PUNTS/AVERAGE</b>	<b>59/41.6</b>	<b>49/41.6</b>
<b>NET PUNTING AVG.</b>	<b>35.2</b>	<b>37.1</b>
<b>PENALTIES/YARDS</b>	<b>58/422</b>	<b>52/451</b>
<b>FUMBLES/BALL LOST</b>	<b>16/8</b>	<b>20/7</b>
<b>TOUCHDOWNS</b>	<b>16</b>	<b>20</b>
Rushing	5	4
Passing	10	14
Returns	1	2

PASSING	Att	Cmp	Cmp%	Yd/Att	TD	43%	Int	Int%	Lg	Sack/Lost	Rating	
McMahon	210	120	56.9	5.7	7.15	9	2.3	7	3.3	50	27/196	80.1
Avellini	20	8	40.0	4.20	0	0.0	0	0.0	21	4/31	52.9	
Evans	28	12	42.9	4.46	0	0.0	4	14.3	19	2/17	16.8	
Payton	3	1	39	33.3	13.00	1	33.3	0	0.0	39	0/0	122.0
Baschnagel	1	0	0	0.0	0.00	0	0	0.0	0	0/0	39.6	
BEARS	262	141	53.8	6.68	10	3.8	11	4.2	50	33/244	69.9	
OPPONENTS	294	164	55.8	7.45	14	4.8	13	4.4	65	30/230	77.23	

Score by Period	1	2	3	4	OT	Tot
BEARS	44	50	17	30	0	141
OPPONENTS	37	60	30	44	3	174

SCORING	TDs:	Ru-Pa-R	K-PAT	FG	2pt	Pts		
Moorehead	5	0	5	0	0	30		
Roveto	0	0	0	0	10/10	4/13	0	22
B. Thomas	0	0	0	0	6/6	5/7	0	21
Margerum	3	0	3	0	0	0	0	18
Suhey	3	3	0	0	0	0	0	18
Baschnagel	2	0	2	0	0	0	0	12
McMahon	1	1	0	0	0	0	0	6
Payton	1	1	0	0	0	0	0	6
Wilson	1	0	0	1	0	0	0	6
Osborne	0	0	0	0	0	0	1	2
BEARS	16	5	10	1	16/16	9/20	1	141
OPPONENTS	20	4	14	2	18/20	12/17	0	174

<b>RUSHING</b>	<b>No</b>	<b>Yds</b>	<b>Avg</b>	<b>Lg</b>	<b>TD</b>
Payton	148	596	4.0	26	1
Suhey	70	206	2.9	13	3
McMahon	24	105	4.4	11	1
McClendon	17	47	2.8	13	0
Gentry	4	21	5.3	9	0
Harper	3	7	2.3	8	0
C. Thomas	5	4	0.8	3	0
Moorehead	2	3	1.5	6	0
Evans	2	0	0.0	6	0
Watts	1	-1	-1.0	-1	0
<b>BEARS</b>	<b>276</b>	<b>988</b>	<b>3.6</b>	<b>26</b>	<b>5</b>
<b>OPPONENTS</b>	<b>261</b>	<b>902</b>	<b>3.5</b>	<b>47</b>	<b>4</b>

RECEIVING	No	Yds	Avg	Lg	TD
Moorehead	30	363	12.1	50	5
Suhey	36	333	9.3	45	0
Payton	32	311	9.7	40	0
Watts	8	217	27.1	40	0
Margerum	14	207	14.8	28	3
Baschnagel	12	194	16.2	39	2
Earl	4	56	14.0	18	0
Scott	2	44	22.0	27	0
Gentry	1	9	9.0	9	0
Harper	1	8	8.0	8	0
McClendon	1	7	7.0	7	0
<b>BEARS</b>	<b>141</b>	<b>1749</b>	<b>12.4</b>	<b>50</b>	<b>10</b>
<b>OPPONENTS</b>	<b>164</b>	<b>2189</b>	<b>13.3</b>	<b>65</b>	<b>14</b>

PUNTING	No	Yds	Avg	Net	TB	In	Lg	B
Parsons	58	2394	41.3		3	9	81	0
McMahon	1	59	59.0		0	0	59	0
BEARS	59	2453	41.6		3	9	81	0
OPPONENTS	49	2038	41.6	37.1	4	7	60	0

INTS	No	Yds	Avg	Lg	TD
Schmidt	4	39	9.8	29	0
Fisher	3	19	6.3	19	0
Wilson	2	39	19.5	39	1
Fenick	2	2	1.0	2	0
Frazier	2	0	0.0	0	0
<b>BEARS</b>	<b>13</b>	<b>99</b>	<b>7.6</b>	<b>39</b>	<b>1</b>
<b>OPPONENTS</b>	<b>11</b>	<b>195</b>	<b>17.7</b>	<b>99</b>	<b>2</b>

KO RETURNS	No	Yds	Avg	Lg	TD
Watts	14	330	23.6	36	0
Gentry	9	161	17.9	23	0
Fisher	7	102	14.6	20	0
Bell	1	14	14.0	14	0
Harper	2	10	5.0	10	0
Muckensturm	1	5	5.0	5	0
<b>BEARS</b>	<b>34</b>	<b>622</b>	<b>18.3</b>	<b>36</b>	<b>0</b>
<b>OPPONENTS</b>	<b>30</b>	<b>537</b>	<b>17.9</b>	<b>32</b>	<b>0</b>

PUNT RET.	Ret	FC	Yds	Avg	Lg	TD
Gentry	15	5	77	5.1	16	0
Fisher	9	6	65	7.2	17	0
<b>BEARS</b>	<b>24</b>	<b>11</b>	<b>142</b>	<b>5.9</b>	<b>17</b>	<b>0</b>
<b>OPPONENTS</b>	<b>34</b>	<b>7</b>	<b>314</b>	<b>9.2</b>	<b>37</b>	<b>0</b>

FGs	1-19	20-29	30-39	40-49	50+
Roveto	1/1	0/0	0/4	2/4	1/4
B. Thomas	1/1	0/0	1/2	3/3	0/1
BEARS	2/2	0/0	1/6	5/7	1/5
OPPONENTS	0/0	2/3	7/10	3/4	0/0

DEFENSE (Top 10)	T	S	A	FF	FR	PD	Sa	Int
Fenick	82	52	30	0	0	5	0	2
Hampton	71	62	9	1	0	0	7	0
Singletary	71	61	10	1	1	2	1	0
Walterscheid	62	45	17	0	0	5	0	0
Wilson	40	31	9	0	0	1	2	2
Campbell	36	24	12	1	2	5	1	2
Frazier	31	26	3	1	1	12	1	2
Osborne	31	27	4	1	0	2	5	0
Schmidt	30	24	6	0	0	10	0	4
Fisher	29	23	6	0	0	2	0	0

**SACKS:** Hampton 7.0, Osborne 5.0, Hartenstine 4.5, McMichael 4.0, Harris 2.5, Wilson 2.0, Singletary 1.0, Campbell 1.0, Frazier 1.0, Bell 1.0, Herron 1.0  
**TEAM 30.0, OPPONENTS 33.0**

TEAM 30.0, OPPONENTS 33.0

### USUAL STARTERS

Offense	Defense
WR ... Ken Margerum	RE ... Al Hariss
LT ... Phil McKinney	RT ... Dan Hampton
LG ... Noah Jackson	LT ... Jim Osborne
C ... Dan Neal	LE ... Mike Hartenstein
RG ... Jeff Williams	LB ... Gary Campbell
TE ... Keith Van Horne	MLB ... Mike Singletary
RT ... Emery Moorehead	SLB ... Otis Wilson
WR ... Brian Baschnagel	RCB ... Leslie Frazier
QB ... Jim McMahon	LCB ... Terry Schmidt
RB ... Walter Payton	SS ... Gary Fenick
FB ... Matt Suhey	FS ... Len Walterscheid

## RANKINGS

Team Stats	Bears	Avg	Rank
Total Yards	2493	277.0	26
Rushing Yards	988	109.8	18
Passing Yards	1505	167.2	23
Points Scored	141	15.7	-

	Opp	Avg	Rank
Total Yards	2851	316.8	16
Rushing Yards	902	100.2	5
Passing Yards	1949	216.6	21
Points Scored	174	19.3	-

## 1983 CHICAGO BEARS STATISTICS

Record: 8-8, .500

T-2nd Place, NFC Central  
Head Coach: Mike Ditka

09/04	L	17-20	ATLANTA	60,165
09/11	W	17-10	TAMPA BAY	58,186
09/18	L	31-34	at New Orleans	64,692
09/25	L	19-22	at Baltimore	34,350
10/02	W	31-14	DENVER	58,210
10/09	L	14-23	MINNESOTA	59,632
10/16	L	17-31	at Detroit	66,709
10/23	W	7-6	at Philadelphia	45,263
10/30	L	17-38	DETROIT	58,764
11/06	L	14-21	at L.A. Rams	53,010
11/13	W	17-14	PHILADELPHIA	47,524
11/20	W	27-0	at Tampa Bay	36,816
11/27	W	13-3	SAN FRANCISCO	40,483
12/04	L	28-31	at Green Bay	51,147
12/11	W	19-13	at Minnesota	57,880
12/18	W	23-21	GREEN BAY	35,807

	Bears	Opp
<b>TOTAL FIRST DOWNS</b>	<b>308</b>	<b>286</b>
Rushing	154	113
Passing	136	154
Penalty	18	19
3rd Down: Made/Att	79/231	72/216
3rd Down Pct	34.2	33.3
4th Down: Made/Att	14/22	8/14
4th Down Pct	63.6	57.1
<b>TOTAL NET YARDS</b>	<b>5830</b>	<b>5132</b>
Avg. Per Game	364.4	320.8
Total Plays	1083	1023
Avg. Per Play	5.4	5.0
<b>NET YARDS RUSHING</b>	<b>2727</b>	<b>2000</b>
Avg. Per Game	170.4	125.0
Total Rushes	583	482
<b>NET YARDS PASSING</b>	<b>3103</b>	<b>3132</b>
Avg. Per Game	193.9	195.8
Sacked/Yards Lost	53/358	51/384
Gross Yards	3461	3516
Att./Completions	447/255	490/249
Completion Pct.	57.0	50.8
Had Intercepted	21	22
<b>PUNTS/AVERAGE</b>	<b>94/36.2</b>	<b>99/38.6</b>
<b>NET PUNTING AVG.</b>	<b>94/31.7</b>	<b>99/32.1</b>
<b>PENALTIES/YARDS</b>	<b>107/869</b>	<b>86/687</b>
<b>FUMBLES/BALL LOST</b>	<b>26/14</b>	<b>37/17</b>
<b>TOUCHDOWNS</b>	<b>39</b>	<b>36</b>
Rushing	14	20
Passing	21	15
Returns	4	1

PASSING	Att	Cmp	Yds	Cmp%	Yd/Att	TD	TD%	Int	Int%	Lg	Sack/Lost	Rating
McMahon	295	175	2164	59.3	7.40	12	4.1	13	4.4	87	42/266	77.7
Evans	145	76	1108	52.4	7.64	5	3.4	7	4.8	72	11/92	68.9
Payton	6	3	95	50.0	15.83	3	50.0	2	33.3	56	0/0	95.8
Suhey	1	1	74	100.0	74.00	1	100.0	0	0.0	74	0/0	158.3
<b>BEARS</b>	<b>447</b>	<b>255</b>	<b>3461</b>	<b>57.0</b>	<b>7.74</b>	<b>21</b>	<b>4.7</b>	<b>22</b>	<b>4.9</b>	<b>87</b>	<b>53/358</b>	<b>77.1</b>
<b>OPPONENTS</b>	<b>490</b>	<b>249</b>	<b>3526</b>	<b>50.8</b>	<b>7.20</b>	<b>15</b>	<b>3.1</b>	<b>21</b>	<b>4.3</b>	<b>74</b>	<b>51/384</b>	<b>66.8</b>

Score by Period	1	2	3	4	OT	Tot
BEARS	55	104	40	112	0	311
OPPONENTS	78	63	83	71	6	301

SCORING	TDs	Ru-Pa	R	K-PAT	FG	2pt	Pts	
B Thomas	0	0	0	0	35/38	14/25	0	77
Payton	8	6	2	0	0	0	48	
Gault	8	0	8	0	0	0	48	
Suhey	5	4	1	0	0	0	30	
McKinnon	5	0	4	1	0	0	30	
McMahon	3	2	1	0	0	0	18	
Moorehead	3	0	3	0	0	0	18	
Margerum	2	0	2	0	0	0	12	
Evans	1	1	0	0	0	0	6	
Frazier	1	0	0	1	0	0	6	
Hutchinson	1	1	0	0	0	0	6	
Schmidt	1	0	0	1	0	0	6	
Hartenstine	1	0	0	1	0	0	6	
BEARS	39	14	21	4	35/38	14/25	0	311
OPPONENTS	36	20	15	1	34/36	17/23	0	301

RUSHING	No	Yds	Avg	Lg	TD
Payton	314	1421	4.5	49	6
Suhey	149	681	4.6	39	4
McMahon	55	307	5.6	32	2
Evans	22	142	6.5	27	1
Gentry	16	65	4.1	17	0
Gault	4	31	7.8	22	0
Parsons	1	27	27.0	27	0
C. Thomas	8	25	3.1	9	0
Hutchinson	6	13	2.2	5	1
Margerum	1	7	7.0	7	0
Moorehead	5	6	1.2	5	0
Baschnagel	2	2	1.0	2	0
<b>BEARS</b>	<b>583</b>	<b>2727</b>	<b>4.7</b>	<b>49</b>	<b>14</b>
<b>OPPONENTS</b>	<b>482</b>	<b>2000</b>	<b>4.1</b>	<b>71</b>	<b>20</b>

RECEIVING	No	Yds	Avg	Lg	TD
Gault	40	836	20.9	87	8
Payton	53	607	11.5	74	2
Moorehead	42	597	14.2	36	3
Suhey	49	428	8.8	52	1
Margerum	21	336	16.0	60	2
McKinnon	20	326	16.3	49	4
Saldi	12	119	9.9	16	0
Dunsmore	8	102	12.8	24	0
Baschnagel	5	70	14.0	24	0
McMahon	1	18	18.0	18	1
C. Thomas	2	13	6.5	7	0
Gentry	2	8	4.0	6	0
<b>BEARS</b>	<b>255</b>	<b>3461</b>	<b>13.6</b>	<b>87</b>	<b>21</b>
<b>OPPONENTS</b>	<b>249</b>	<b>3526</b>	<b>14.2</b>	<b>74</b>	<b>15</b>

PUNTING	No	Yds	Avg	Net	TB	In	Lg	B
Parsons	79	2916	36.9		5	22	54	0
Stachowicz	14	447	31.9		0	0	48	2
<b>BEARS</b>	<b>94</b>	<b>3399</b>	<b>36.2</b>		<b>5</b>	<b>22</b>	<b>54</b>	<b>2</b>
<b>OPPONENTS</b>	<b>99</b>	<b>3821</b>	<b>38.6</b>		<b>10</b>	<b>25</b>	<b>60</b>	<b>1</b>

INTS	No	Yds	Avg	Lg	TD
Frazier	7	135	19.3	56	1
Schmidt	5	31	6.2	32	1
Richardson	5	9	1.8	6	0
Fencik	2	34	17.0	20	0
Wilson	1	6	6.0	6	0
Singletary	1	0	0.0	0	0
<b>BEARS</b>	<b>21</b>	<b>215</b>	<b>10.2</b>	<b>56</b>	<b>2</b>
<b>OPPONENTS</b>	<b>22</b>	<b>291</b>	<b>13.2</b>	<b>35</b>	<b>1</b>

KO RETURNS	No	Yds	Avg	Lg	TD
Hutchinson	17	259	15.2	28	0
Gault	13	276	21.2	38	0
Gentry	7	130	18.6	28	0
Watts	5	79	15.8	21	0
Duerson	3	66	22.0	24	0
Baschnagel	3	42	14.0	19	0
McKinnon	2	42	21.0	25	0
<b>BEARS</b>	<b>58</b>	<b>953</b>	<b>16.4</b>	<b>38</b>	<b>0</b>
<b>OPPONENTS</b>	<b>66</b>	<b>1229</b>	<b>18.6</b>	<b>61</b>	<b>0</b>

PUNT RET.	Ret	FC	Yds	Avg	Lg	TD
McKinnon	34	3	316	9.3	59	1
Fisher	13	3	71	5.5	11	0
Gault	9	1	61	6.8	12	0
<b>BEARS</b>	<b>56</b>	<b>7</b>	<b>448</b>	<b>8.0</b>	<b>59</b>	<b>1</b>
<b>OPPONENTS</b>	<b>44</b>	<b>13</b>	<b>322</b>	<b>7.3</b>	<b>34</b>	<b>0</b>

FGs	1-19	20-29	30-39	40-49	50+
B. Thomas	1/1	9/9	0/4	3/6	1/5
<b>BEARS</b>	<b>1/1</b>	<b>9/9</b>	<b>0/4</b>	<b>3/6</b>	<b>1/5</b>
<b>OPPONENTS</b>	<b>1/1</b>	<b>7/7</b>	<b>7/8</b>	<b>2/6</b>	<b>0/1</b>

DEFENSE	(Top 10)	T	S	A	FF	FR	PD	Sa	Int
Singletary	147	120	27	1	4	7	3.5	1	
Bell	115	92	23	1	1	6	3.0	0	
Wilson	103	87	16	2	0	7	1.0	1	
Hartenstine	71	56	15	3	1	4	12.0	0	
Richardson	69	58	11	0	1	20	0.0	5	
Osborne	61	48	13	5	1	2	5.0	0	
Frazier	60	52	8	0	1	21	0.0	7	
Harris	57	48	9	0	2	0	7.0	0	
Duerson	51	41	10	1	0	4	0.0	0	
Hampton	47	40	7	0	0	4	5.0	0	
<b>SACKS:</b>	Hartenstine 12.0, McMichael 8.5, Harris 7.0, Hampton 5.0, Osborne 5.0, Singletary 3.5, Bell 3.0, Dent 3.0, Cabral 1.0, Campbell 1.0, Keys 1.0								
<b>TEAM 51.0, OPPONENTS 53.0</b>									

## USUAL STARTERS

Offense	Defense
WR ...Willie Gault	RE ...Dan Hampton
LT ...Jim Covert	RT ...McMichael
LG ...Noah Jackson	LT ...Jim Osborne
C ...Jay Hilgenberg	LE ...Mike Hartenstine
RG ...Kurt Becker	WLB ...Al Harris
RT ...Keith Van Horne	MLB ...Mike Singletary
TE ...Emery Moorehead	SLB ...Otis Wilson
WR ...Ken Margerum	RCB ...Leslie Frazier
QB ...Jim McMahon	LCB ...Mike Richardson
RB ...Walter Payton	SS ...Todd Bell
FB ...Matt Suhey	FS ...Gary Fencik

## RANKINGS

Team Stats	Bears	Avg	Rank
Total Yards	5830	364.4	4
Rushing Yards	2727	170.4	1
Passing Yards	3103	193.9	17
Points Scored	311	19.4	
	Opp	Avg	Rank
Total Yards	5132	320.8	8
Rushing Yards	2000	125.0	11
Passing Yards	3228	195.8	12
Points Scored	301	18.8	



## 1984 CHICAGO BEARS STATISTICS

Record: 10-6, .625

1st Place, NFC Central  
Head Coach: Mike Ditka

Score by Period	1	2	3	4	OT	Tot
BEARS	91	107	62	65	0	325
OPPONENTS	33	73	53	89	0	248

SCORING	TDs: Ru-Pa-R	K-PAT	FG	2pt Pts
---------	--------------	-------	----	---------

B. Thomas	0	0	0	35/37	22/28	0	101
Payton	11	11	0	0	0	0	66
Suhey	6	4	2	0	0	0	36
Gault	6	0	6	0	0	0	36
McKinnon	3	0	3	0	0	0	18
McMahon	2	2	0	0	0	0	12
Fuller	1	1	0	0	0	0	6
Landry	1	1	0	0	0	0	6
Bell	1	0	0	1	0	0	6
Gentry	1	1	0	0	0	0	6
Hutchinson	1	1	0	0	0	0	6
C. Thomas	1	1	0	0	0	0	6
Anderson	1	0	1	0	0	0	6
Dunsmore	1	0	1	0	0	0	6
Moorehead	1	0	1	0	0	0	6

BEARS	37	22	14	1	35/37	22/28	1	325
OPPONENTS	29	10	14	5	26/29	16/21	0	248

RUSHING	No	Yds	Avg	Lg	TD
---------	----	-----	-----	----	----

Payton	38	1684	4.4	72	11
Suhey	124	424	3.4	21	4
McMahon	39	276	7.1	30	2
C. Thomas	40	186	4.7	37	1
Lisch	18	121	6.7	31	0
Fuller	15	89	5.9	26	1
Gentry	21	79	3.8	22	1
Jordan	11	70	6.4	29	0
Hutchinson	14	39	2.8	6	1
McKinnon	2	12	6.0	21	0
Landry	2	1	0.5	1	1
Avellini	3	-5	-1.7	0	0
Moorehead	1	-2	-2.0	-2	0
BEARS	674	2974	4.4	72	22
OPPONENTS	378	1377	3.6	44	10

RECEIVING	No	Yds	Avg	Lg	TD
-----------	----	-----	-----	----	----

Payton	45	368	8.2	31	0
Suhey	41	309	7.5	23	2
Gault	34	587	17.3	61	6
McKinnon	30	434	14.5	32	3
Moorehead	29	497	17.1	50	1
Dunsmore	9	106	11.8	25	1
Saldi	9	90	10.0	20	0
C. Thomas	9	39	4.3	9	0
Baschnagel	6	53	8.8	17	0
Gentry	4	29	7.3	13	0
Anderson	3	77	25.7	49	1
Krenk	2	31	15.5	24	0
McMahon	1	42	42.0	42	0
Cameron	1	13	13.0	13	0
Cabral	1	7	7.0	7	0
BEARS	226	2695	11.9	61	14
OPPONENTS	197	3069	15.6	88	14

PASSING	Att	Cmp	Yds	Cmp%	Yd/Att	TD	TO%	Int	Int%	Lg	Sack/Lost	Rating
McMahon	143	85	1146	59.4	8.0	8	5.6	2	1.4	61	10/48	97.8
Fuller	78	53	595	67.9	7.6	3	3.8	0	0.0	30	7/41	103.1
Lisch	85	43	413	50.6	4.8	0	0.0	6	7.1	23	13/91	34.9
Avellini	53	30	288	56.6	5.4	0	0.0	3	5.7	50	5/43	48.1
Landry	21	11	199	52.4	9.4	1	4.8	3	14.3	55	0/0	62.8
Payton	8	3	47	37.5	5.8	2	40.0	0	0.0	17	0/0	66.9
Baschnagel	2	1	7	50.0	3.5	0	0.0	1	50.0	7	0/0	43.9
BEARS	390	226	2695	57.9	6.9	14	3.6	15	3.8	61	36/232	75.3
OPPONENTS	434	197	3069	45.4	7.0	14	3.2	21	4.8	88	72/583	60.0

## USUAL STARTERS

Offense	Defense
WR ... Willie Gault	RE ... Richard Dent
LT ... Jim Covert	RT ... Dan Hampton
LG ... Mark Bortz	LT ... Steve McMichael
C ... Jay Hilgenberg	LE ... Mike Hartenstein
RG ... Kurt Becker	LB ... Al Harris
TE ... Keith Van Horn	MLB ... Mike Singletary
RT ... Emery Moorehead	SLB ... Otis Wilson
WR ... Dennis McKinnon	RCB ... Leslie Frazier
QB ... Steve Fuller	LCB ... Mike Richardson
RB ... Walter Payton	SS ... Todd Bell
FB ... Matt Suhey	FS ... Gary Fencik

PUNTING	No	Yds	Avg	Net	TB	In	Lg	B
Fencik	83	3328	40.1	35.3	4	26	87	2
BEARS	85	3328	39.2	35.3	4	26	87	2
OPPONENTS	100	4130	41.3	34.3	7	12	62	0

INTS	No	Yds	Avg	Lg	TD
------	----	-----	-----	----	----

Fencik	5	102	20.4	61	0
Frazier	5	89	17.8	33	0
Bell	4	46	11.5	36	1
Richardson	2	7	3.5	7	0
Harris	1	34	34.0	34	0
Gayle	1	1	1.0	1	0
Duerson	1	9	9.0	9	0
Singletary	1	4	4.0	4	0
Schmidt	1	0	0.0	0	0
BEARS	21	290	13.8	61	1
OPPONENTS	15	241	16.1	66	3

KO RETURNS	No	Yds	Avg	Lg	TD
------------	----	-----	-----	----	----

Cameron	26	485	18.7	40	0
Gentry	11	209	19.0	33	0
Duerson	5	95	19.0	26	0
Bell	1	35	35.0	35	0
Jordan	5	62	12.4	22	0
Gault	1	12	12.0	12	0
BEARS	49	898	18.3	40	0
OPPONENTS	68	1443	21.2	97	1

PUNT RET.	Ret	FC	Yds	Avg	Lg	TD
-----------	-----	----	-----	-----	----	----

Fisher	58	11	492	8.5	28	0
Duerson	1	0	4	4.0	4	0
McKinnon	5	0	62	12.4	18	0
BEARS	64	11	558	8.7	28	0
OPPONENTS	41	12	249	6.1	21	0

FGs	1-19	20-29	30-39	40-49	50+
-----	------	-------	-------	-------	-----

B. Thomas	3/3	6/7	5/6	6/9	2/3
BEARS	3/3	6/7	5/6	6/9	2/3
OPPONENTS	0/0	6/6	1/2	8/11	1/2

## DEFENSE

(Top 10)	T	S	A	FF	FR	PD	Sa	Int
----------	---	---	---	----	----	----	----	-----

Singletary	116	81	35	3	1	4	3.5	1
Fencik	103	82	21	0	1	9	1.0	5
Bell	77	58	19	1	2	5	4.5	4
Harris	68	52	16	0	0	6	2.0	1
Wilson	61	47	14	1	0	3	7.5	0
Hampton	54	40	14	1	3	2	11.5	0
McMichael	42	30	12	0	0	2	10.0	0
Dent	39	31	8	4	1	1	17.5	0
Richardson	36	31	5	0	1	13	0.0	2
Hartenstine	36	24	12	2	2	0	6.0	0

SACKS: Dent 17.5, Hampton 11.5, McMichael 10.0, Wilson 7.5, Hartenstein 6.0, Bell 4.5, Singletary 3.5, Duerson 3.0, Keys 2.5, Harris 2.0, Waechter 2.0, Fencik 1.0, Osborne 1.0
TEAM 72.0, OPPONENTS 36.0

## RANKINGS

Team Stats	Bears	Avg	Rank
Total Yards	5437	339.8	7
Rushing Yards	2974	185.9	1
Passing Yards	2463	153.9	26
Points Scored	325	20.3	

	Opp	Avg	Rank
Total Yards	3860	241.3	1
Rushing Yards	1377	86.1	1
Passing Yards	2486	155.4	2
Points Scored	248	15.5	

## 1985 CHICAGO BEARS STATISTICS

Record: 15-1, .938

1st Place, NFC Central  
Head Coach: Mike Ditka

09/08	W	38-28	TAMPA BAY	57,828
09/15	W	20-7	NEW ENGLAND	60,533
09/19	W	33-24	at Minnesota	61,242
09/29	W	45-10	WASHINGTON	63,708
10/06	W	27-19	at Tampa Bay	51,795
10/13	W	26-10	at San Francisco	60,523
10/21	W	23-7	GREEN BAY	65,095
10/27	W	27-9	MINNESOTA	63,815
11/03	W	16-10	at Green Bay	55,343
11/10	W	24-3	DETROIT	53,467
11/17	W	44-0	at Dallas	63,855
11/24	W	36-0	ATLANTA	61,769
12/02	L	24-38	at Miami	75,594
12/08	W	17-10	INDIANAPOLIS	59,997
12/14	W	19-6	at New York Jets	74,752
12/22	W	37-17	at Detroit	74,042

## PLAYOFFS

01/05	W	21-0	N. Y. GIANTS	62,076
01/12	W	24-0	L. A. RAMS	63,522
01/26	W	46-10	New England	73,818

Super Bowl XX at Superdome in New Orleans

Score by Period	1	2	3	4	OT	Tot
BEARS	67	144	123	122	0	456
OPPONENTS	50	77	34	37	0	198

SCORING	TDs:Ru-Pa-R	K-PAT	Fgt	Pts
Butler	0	0	0	0
Payton	11	9	2	0
McKinnon	7	0	7	0
Fuller	5	5	0	0
McMahon	4	3	1	0
Thomas	4	4	0	0
Gentry	3	2	0	1
Perry	3	2	1	0
Suhey	2	1	1	0
Margerum	2	0	2	0
Gault	2	0	1	1
Wilson	1	0	0	1
Dent	1	0	0	1
Frazier	1	0	0	1
Wrightman	1	0	1	0
Rivera	1	0	0	1
Moorehead	1	0	1	0
Sanders	1	0	0	0
Richardson	1	0	0	0
McMichael	0	0	0	1
Waechter	0	0	0	1
BEARS	51	27	17	7
OPPONENTS	23	6	15	1

RUSHING	No	Yds	Avg	Lg	TD
Payton	324	1551	4.8	40	9
Suhey	115	471	4.1	17	1
McMahon	47	252	5.4	19	3
Gentry	30	160	5.3	21	2
Thomas	31	125	4.0	17	4
Sanders	25	104	4.2	28	1
Fuller	24	77	3.2	19	5
Gault	5	18	3.6	11	0
Perry	5	7	1.4	2	2
Tomczak	2	3	1.5	3	0
McKinnon	1	0	0.0	0	0
Margerum	1	-7	-7.0	-7	0
BEARS	610	2761	4.5	40	27
OPPONENTS	359	1319	3.7	37	6

RECEIVING	No	Yds	Avg	Lg	TD
Payton	49	483	9.9	65	2
Moorehead	35	481	13.7	25	1
Gault	33	704	21.3	70	1
Suhey	33	295	8.9	35	1
McKinnon	31	555	17.9	48	7
Wrightman	24	407	17.0	49	1
Margerum	17	190	11.2	20	2
Gentry	5	77	15.4	30	0
Thomas	5	45	9.0	15	0
Maness	1	34	34.0	34	0
McMahon	1	13	13.0	13	1
Sanders	1	9	9.0	9	0
Anderson	1	6	6.0	6	0
Perry	1	4	4.0	4	1
BEARS	237	3303	13.9	70	17
OPPONENTS	249	3299	13.2	90	16

PUNTING	No	Yds	Avg	Net	TB	In	Lg	B
Butler	68	2870	42.2	35.1	14	18	69	1
BEARS	69	2870	41.6	35.1	14	18	69	1
OPPONENTS	90	3639	40.4	33.5	6	11	75	1

INTS	No	Yds	Avg	Lg	TD
Frazier	6	119	19.8	33	1
Duerson	5	58	11.6	25	0
Fencik	5	38	7.6	22	0
Marshall	4	27	5.4	14	0
Richardson	4	174	43.5	90	1
Wilson	3	35	11.7	23	1
Taylor	3	28	9.3	18	0
Dent	2	10	5	9	1
Singletary	1	23	23.0	23	0
Rivera	1	4	4.0	4	0
BEARS	34	512	15.1	90	4
OPPONENTS	46	99	2.2	43	1

KO RETURNS	No	Yds	Avg	Lg	TD
Gault	22	577	26.2	99	1
Gentry	18	466	25.9	94	1
Taylor	1	18	18.0	18	0
McKinnon	1	16	16.0	16	0
Sanders	1	10	10.0	10	0
Marshall	0	2	0.0	2	0
BEARS	43	1089	25.3	99	2
OPPONENTS	78	1827	23.4	58	0

PUNT RET.	Ret	FC	Yds	Avg	Lg	TD
Taylor	25	8	198	7.9	21	0
Ortego	17	2	158	9.3	23	0
Duerson	6	0	47	7.8	11	0
Gentry	0	0	47	0.0	47	0
McKinnon	4	0	44	11.0	11	0
Maness	2	0	9	4.5	5	0
BEARS	54	10	503	9.3	47	0
OPPONENTS	24	9	203	8.5	29	0

FGs	1-19	20-29	30-39	40-49	50+
Butler	2/2	13/13	13/14	3/6	0/3
BEARS	2/2	13/13	13/14	3/6	0/3
OPPONENTS	1/1	2/3	5/6	3/5	1/4

DEFENSE	T	S	A	FF	FR	PD	Sa	Int
Fencik	118	98	20	0	1	15	0.0	5
Singletary	113	89	24	0	3	5	3.0	1
Marshall	78	60	18	2	1	4	6.0	4
Wilson	69	54	15	0	2	5	15.3	3
Duerson	64	55	9	1	1	10	2.0	5
Frazier	52	45	7	0	0	22	0.0	6
McMichael	44	39	5	0	1	2	8.0	0
Richardson	41	37	4	2	1	25	0.0	4
Dent	36	33	5	7	2	7	17.0	2
Hampton	32	26	6	2	3	4	5.5	0

SACKS: Dent 17.0, Wilson 11.5, McMichael 8.0, Marshall 6.0, Hampton 5.5, Perry 5.0, Singletary 3.0, Waechter 2.5, Duerson 2.0, Keys 2.0, Hartenstein 1.0, Rivera 0.5

TEAM 64.0, OPPONENTS 43.0

Orange box indicates World Championship.

PASSING	Att	Cmp	Yds	Cmp%	Yd/Att	TD	TD%	Int	Int%	Lg	Sack/Lost	Rating
McMahon	313	178	2392	56.9	7.64	15	4.8	11	3.5	70	26/125	82.8
Fuller	107	57	777	49.5	7.26	1	0.9	5	4.7	69	17/102	57.0
Payton	5	3	96	60.0	19.2	1	20.0	0	0.0	50	0/0	143.8
Tomczak	6	2	33	33.3	5.5	0	0.0	0	0.0	24	0/0	52.8
Butler	1	1	5	100.0	5.0	0	0.0	0	0.0	5	0/0	96.1
BEARS	432	237	3305	54.9	7.65	17	3.9	16	3.7	70	43/227	75.6
OPPONENTS	522	249	3299	47.7	6.3	16	3.1	34	6.5	90	64/483	52.4

## USUAL STARTERS

Offense	Defense
WR ... Willie Gault	RE ... Richard Dent
LT ... Jim Covert	RT ... William Perry
LG ... Mark Bortz	LT ... Steve McMichael
C ... Jay Hilgenberg	LE ... Dan Hampton
RG ... Tom Thayer	WLB ... Wilbur Marshall
RT ... Keith Van Horn	MLB ... Mike Singletary
TE ... Emery Moorehead	SLB ... Otis Wilson
WR ... Dennis McKinnon	RCB ... Leslie Frazier
QB ... Jim McMahon	LCB ... Mike Richardson
RB ... Walter Payton	SS ... Dave Duerson
FB ... Matt Suhey	FS ... Gary Fencik

## RANKINGS

Team Stats	Bears	Avg	Rank
Total Yards	5837	364.8	7
Rushing Yards	2761	172.6	1
Passing Yards	3076	192.3	20
Points Scored	456	28.5	

	Opp	Avg	Rank
Total Yards	4135	258.4	1
Rushing Yards	1319	82.4	1
Passing Yards	2816	176.0	3
Points Scored	198	12.4	



## 1986 CHICAGO BEARS STATISTICS

Record: 14-2, .875

1st Place, NFC Central

Head Coach: Mike Ditka

09/07	W	41-31	CLEVELAND	66,030
09/14	W	13-10	at PHILADELPHIA	65,130
09/22	W	25-12	at Green Bay	55,527
09/28	W	44-7	at Cincinnati	55,146
10/05	W	23-0	MINNESOTA	63,921
10/12	W	20-7	at Houston	46,026
10/19	L	7-23	at Minnesota	62,851
10/26	W	13-7	DETROIT	62,064
11/03	L	17-20	L.A. RAMS	64,877
11/09	W	23-3	at Tampa Bay	70,097
11/16	W	13-10	at Atlanta	55,520
11/23	W	12-10	GREEN BAY	59,291
11/30	W	13-10	at PITTSBURGH	61,425
12/07	W	48-14	TAMPA BAY	52,746
12/15	W	16-13	at Detroit	75,602
12/21	W	24-10	at Dallas	57,256
PLAYOFFS				
01/03	L	13-27	WASHINGTON	65,141

	Bears	Opp
<b>TOTAL FIRST DOWNS</b>	<b>305</b>	<b>241</b>
Rushing	166	67
Passing	118	151
Penalty	21	23
3rd Down Made/Att	77/207	74/228
3rd Down Pct.	37.0	32.0
4th Down Made/Att	5/12	11/21
4th Down Pct.	42.0	52.0
<b>TOTAL NET YARDS</b>	<b>5459</b>	<b>4130</b>
Avg. Per Game	341.2	258.1
Total Plays	1045	1002
Avg. Per Play	5.2	4.1
<b>NET YARDS RUSHING</b>	<b>2700</b>	<b>1463</b>
Avg. Per Game	168.8	91.4
Total Rushes	606	427
<b>NET YARDS PASSING</b>	<b>2759</b>	<b>2667</b>
Avg. Per Game	172.4	166.7
Sacked/Yards Lost	24/153	62/503
Gross Yards	2912	3170
Att./Completions	415/208	513/243
Completion Pct.	50.1	47.4
Had Intercepted	25	31
<b>PUNTS/AVERAGE</b>	<b>70/40.7</b>	<b>100/40.9</b>
<b>NET PUNTING AVG.</b>	<b>70/36.9</b>	<b>100/33.5</b>
<b>PENALTIES/YARDS</b>	<b>98/765</b>	<b>110/861</b>
<b>FUMBLES/BALL LOST</b>	<b>36/22</b>	<b>27/16</b>
<b>TOUCHDOWNS</b>	<b>38</b>	<b>20</b>
Rushing	21	4
Passing	12	12
Returns	5	4

PASSING	Att	Cmp	Yds	Cmp%	Yd/Att	TD	TD%	Int	Int%	Lg	Sack/Lost	Rating
Tomczak	151	74	1105	49.0	7.32	2	1.3	10	6.6	85	4/30	50.2
McMahon	150	77	995	51.3	6.63	5	3.3	8	5.3	58t	6/40	61.4
Fuller	64	34	451	53.1	7.05	2	3.1	4	6.3	50t	8/53	60.1
Flutie	46	23	361	50.0	7.85	3	6.5	2	4.3	58t	6/30	80.1
Payton	4	0	0	0.0	0.00	0	0.0	1	25.0	0	0/0	00.0
<b>BEARS</b>	<b>415</b>	<b>208</b>	<b>2912</b>	<b>50.1</b>	<b>7.02</b>	<b>12</b>	<b>2.9</b>	<b>25</b>	<b>6.0</b>	<b>85</b>	<b>24/153</b>	<b>57.6</b>
<b>OPPONENTS</b>	<b>513</b>	<b>243</b>	<b>3170</b>	<b>47.7</b>	<b>6.18</b>	<b>12</b>	<b>2.3</b>	<b>31</b>	<b>6.0</b>	<b>65t</b>	<b>62/503</b>	<b>49.9</b>

Score by Period	1	2	3	4	OT	Tot
BEARS	88	84	82	92	6	352
OPPONENTS	35	36	65	51	0	187

SCORING	TDs	Run	Pa	R	K	PAT	FG	2pt	Pts
Butler	0	0	0	0	36/38	28/41	0	120	
Payton	11	8	3	0	0	0	0	66	
Gault	5	0	5	0	0	0	0	30	
Sanders	5	5	0	0	0	0	0	30	
Gentry	3	1	0	2	0	0	0	18	
Tomczak	3	3	0	0	0	0	0	18	
Marshall	2	0	0	2	0	0	0	12	
Ortego	2	0	2	0	0	0	0	12	
Sulley	2	2	0	0	0	0	0	12	
Anderson	1	0	1	0	0	0	0	6	
Barnes	1	0	0	1	0	0	0	6	
Flutie	1	1	0	0	0	0	0	6	
McMahon	1	1	0	0	0	0	0	6	
Moorehead	1	0	1	0	0	0	0	6	
Hampton	0	0	0	0	0	0	1	2	
McMichael	0	0	0	0	0	0	1	2	
<b>BEARS</b>	<b>38</b>	<b>21</b>	<b>12</b>	<b>5</b>	<b>36/38</b>	<b>28/41</b>	<b>2</b>	<b>352</b>	
<b>OPPONENTS</b>	<b>20</b>	<b>4</b>	<b>12</b>	<b>4</b>	<b>19/20</b>	<b>16/22</b>	<b>0</b>	<b>187</b>	

RUSHING	No	Yds	Avg	Lg	TD
Payton	321	1333	4.2	41	8
Sulley	84	270	3.2	17	2
Sanders	27	224	8.3	75t	5
Thomas	56	224	4.0	23	0
McMahon	22	152	6.9	23	1
Anderson	35	146	4.2	23	0
Tomczak	23	117	5.1	16	3
Gentry	11	103	9.4	29	1
Gault	8	79	9.9	33	0
Flutie	9	36	4.0	19	1
Fuller	8	30	3.8	10	0
Perry	1	-1	-1.0	-1	0
Buford	1	-13	-13.0	-13	0
<b>BEARS</b>	<b>606</b>	<b>2700</b>	<b>4.5</b>	<b>75t</b>	<b>21</b>
<b>OPPONENTS</b>	<b>427</b>	<b>1463</b>	<b>3.4</b>	<b>33</b>	<b>4</b>

RECEIVING	No	Yds	Avg	Lg	TD
Gault	42	818	19.5	53t	5
Payton	37	382	10.3	57	3
Moorehead	26	390	15.0	85	1
Sulley	24	235	9.8	58	0
Ortego	23	430	18.7	58t	1
Wrightman	22	241	11.0	29	0
Gentry	19	238	12.5	41	0
Anderson	4	80	20.0	58t	1
Barnes	4	54	13.5	14	0
Thomas	4	18	4.5	18	0
Sanders	2	18	9.0	18	0
Bortz	1	8	8.0	8	0
<b>BEARS</b>	<b>208</b>	<b>2912</b>	<b>14.0</b>	<b>85</b>	<b>12</b>
<b>OPPONENTS</b>	<b>243</b>	<b>3170</b>	<b>13.0</b>	<b>65t</b>	<b>12</b>

PUNTING	No	Yds	Avg	Net	TB	In	Lg	B
Buford	69	2850	41.3	36.9	8	19	59	1
<b>BEARS</b>	<b>70</b>	<b>2850</b>	<b>40.7</b>	<b>36.9</b>	<b>8</b>	<b>19</b>	<b>59</b>	<b>1</b>
<b>OPPONENTS</b>	<b>100</b>	<b>4090</b>	<b>40.9</b>	<b>33.5</b>	<b>13</b>	<b>17</b>	<b>59</b>	<b>1</b>

INTS	No	Yds	Avg	Lg	TD
Richardson	7	69	9.9	32	0
Duerson	6	139	23.2	38	0
Marshall	5	68	13.6	58t	1
Fencik	3	37	12.3	24	0
Jackson	3	0	0.0	0	0
Wilson	2	31	15.5	21	0
McMichael	1	5	5.0	5	0
Gayle	1	13	13.0	13	0
Singletary	1	3	3.0	3	0
Phillips	1	6	6.0	6	0
Bell	1	-1	-1.0	-1	0
<b>BEARS</b>	<b>31</b>	<b>370</b>	<b>11.9</b>	<b>58t</b>	<b>1</b>
<b>OPPONENTS</b>	<b>25</b>	<b>115</b>	<b>4.6</b>	<b>22</b>	<b>1</b>

KO RETURNS	No	Yds	Avg	Lg	TD
Sanders	22	399	18.1	44	0
Gentry	20	576	28.8	91t	1
Anderson	4	26	6.5	13	0
Barnes	3	94	31.3	85t	1
Gault	1	20	20.0	20	0
<b>BEARS</b>	<b>50</b>	<b>1115</b>	<b>22.3</b>	<b>91t</b>	<b>2</b>
<b>OPPONENTS</b>	<b>64</b>	<b>1376</b>	<b>21.5</b>	<b>55</b>	<b>0</b>

PUNT RET.	Ret	FC	Yds	Avg	Lg	TD
Barnes	57	9	482	8.5	35	0
<b>BEARS</b>	<b>57</b>	<b>9</b>	<b>482</b>	<b>8.5</b>	<b>35</b>	<b>0</b>
<b>OPPONENTS</b>	<b>23</b>	<b>14</b>	<b>110</b>	<b>4.8</b>	<b>15</b>	<b>0</b>

FGs	1-19	20-29	30-39	40-49	50+
Butler	1/1	11/14	9/12	6/8	1/6
<b>BEARS</b>	<b>1/1</b>	<b>11/14</b>	<b>9/12</b>	<b>6/8</b>	<b>1/6</b>
<b>OPPONENTS</b>	<b>0/0</b>	<b>5/6</b>	<b>3/4</b>	<b>4/6</b>	<b>4/6</b>

DEFENSE	(Top 10)	T	S	A	FF	FR	PD	Sa	Int
Fencik	130	67	63	1	1	10	1	1	3
Singletary	129	68	61	1	0	9	2	1	6
Duerson	109	61	48	0	2	12	7	6	
Marshall	105	60	45	4	3	6	5	5	5
Wilson	104	52	52	1	3	4	8	2	
McMichael	87	50	37	1	2	3	8	5	1
Perry	84	51	33	2	0	1	5	0	
Dent	75	30	45	4	0	5	11	0	
Hampton	72	30	42	1	2	2	9	5	0
Richardson	68	46	22	1	0	17	0	7	
<b>SACKS:</b>	Dent 11.5, Hampton 9.5, McMichael 8.5, Wilson 8.0, Duerson 7.0, Marshall 5.5, Perry 5.0, Singletary 2.0, Harris 2.0, Fencik 1.0, Hartenstein 1.0, Rivera 1.0								
<b>TEAM</b>	<b>62.0</b>	<b>OPPONENTS</b>	<b>24.0</b>						

## USUAL STARTERS

Offense	Defense
WR ... Willie Gault	RE ... Richard Dent
LT ... Jim Covert	RT ... William Perry
LG ... Mark Bortz	LT ... Steve McMichael
C ... Jay Hilgenberg	LE ... Dan Hampton
RG ... Tom Thayer	WL ... Wilbur Marshall
RT ... Keith Van Horne	MLB ... Mike Singletary
TE ... Emery Moorehead	SLB ... Otis Wilson
WR ... Keith Ortego	RCB ... Jackson/Phillips
QB ... Mike Tomczak	LCB ... Mike Richardson
RB ... Walter Payton	SS ... Dave Duerson
FB ... Matt Suhey	FS ... Gary Fencik

## RANKINGS

Team Stats	Bears	Avg	Rank
Total Yards	5459	341.2	.7
Rushing Yards	2700	168.8	.1
Passing Yards	2759	172.4	.20
Points Scored	352	22.0	

	Opp	Avg	Rank
Total Yards	4130	258.1	.1
Rushing Yards	1463	91.4	.2
Passing Yards	2667	166.7	.2
Points Scored	187	11.7	

## 1987 CHICAGO BEARS STATISTICS

Record: 11-4, .733

1st Place, NFC Central

Head Coach: Mike Ditka

09/14 W 34-19	N.Y. GIANTS	65,704
09/20 W 20-3	TAMPA BAY	63,551
09/27 Cancelled	at Detroit	
10/04 W 35-3	at Philadelphia	4,074
10/11 W 27-7	MINNESOTA	32,113
10/18 L 17-19	NEW ORLEANS	46,813
10/25 W 27-26	at Tampa Bay	70,747
11/01 W 31-28	KANSAS CITY	63,498
11/08 W 26-24	at Green Bay	53,320
11/16 L 29-31	at Denver	75,783
11/22 W 30-10	DETROIT	63,357
11/29 W 23-10	GREEN BAY	61,638
12/06 W 30-24	at Minnesota	62,331
12/14 L 0-41	at San Francisco	63,509
12/20 L 21-34	SEATTLE	62,518
12/27 W 6-3	at L.A. Raiders	78,019
PLAYOFFS		
01/10 L 17-21	WASHINGTON	58,153

	Bears	Opp
<b>TOTAL FIRST DOWNS</b>	<b>319</b>	<b>261</b>
Rushing	121	77
Passing	156	158
Penalty	42	26
3rd Down: Made/Att	73/204	80/226
3rd Down Pct	35.7	35.3
4th Down: Made/Att	12/23	21/33
4th Down Pct	52.1	15.3
<b>TOTAL NET YARDS</b>	<b>5044</b>	<b>4215</b>
Avg. Per Game	336.3	281.0
Total Plays	1026	989
Avg. Per Play	4.9	4.3
<b>NET YARDS RUSHING</b>	<b>1954</b>	<b>1413</b>
Avg. Per Game	130.3	94.2
Total Rushes	485	412
<b>NET YARDS PASSING</b>	<b>3090</b>	<b>2802</b>
Avg. Per Game	206.0	186.8
Sacked/Yards Lost	48/330	70/484
Gross Yards	3420	3286
Att./Completions	433/272	507/255
Completion Pct	55.2	50.3
Had Intercepted	24	13
<b>PUNTS/AVERAGE</b>	<b>62/39.9</b>	<b>86/39.6</b>
<b>NET PUNTING AVG.</b>	<b>62/31.3</b>	<b>86/32.4</b>
<b>PENALTIES/YARDS</b>	<b>103/821</b>	<b>120/1103</b>
<b>FUMBLES/BALL LOST</b>	<b>33/20</b>	<b>37/11</b>
<b>TOUCHDOWNS</b>	<b>42</b>	<b>33</b>
Rushing	13	5
Passing	23	24
Returns	6	4

PASSING	Att	Cmp	Yds	Cmp%	Yd/Att	TD	TD%	Int	Int%	Lg	Sack/Lost	Rating
McMahon	210	125	1639	59.5	7.80	12	5.7	8	3.8	59	22/136	87.4
Tomczak	178	97	1220	54.4	6.85	5	2.8	10	5.6	56	9/59	62.0
Harbaugh	11	8	62	72.7	5.64	0	0.0	0	0.0	21	4/45	86.2
W. Payton	1	0	0	0.0	0.00	0	0.0	1	100.0	0	0/0	0.0
Others	93	42	799	45.1	5.37	6	6.5	5	5.4	28	13/90	62.4
<b>BEARS</b>	<b>493</b>	<b>272</b>	<b>3420</b>	<b>55.2</b>	<b>6.94</b>	<b>23</b>	<b>4.7</b>	<b>24</b>	<b>4.9</b>	<b>59</b>	<b>48/330</b>	<b>72.2</b>
<b>OPPONENTS</b>	<b>507</b>	<b>255</b>	<b>3286</b>	<b>50.3</b>	<b>6.48</b>	<b>24</b>	<b>4.7</b>	<b>13</b>	<b>2.6</b>	<b>75</b>	<b>70/484</b>	<b>76.1</b>

Score by Period	1	2	3	4	OT	Tot
BEARS	72	126	59	99	0	356
OPPONENTS	75	91	67	49	0	282

SCORING	TDs: Ru-Pa-R	K-PAT	Fg	Pnt	Pts			
Butler	0	0	0	26/30	19/28	0	85	
Gault	7	0	0	0	0	0	42	
Anderson	6	3	3	0	0	0	36	
W. Payton	5	4	1	0	0	0	30	
McKinnon	3	0	1	2	0	0	18	
Boso	2	0	2	0	0	0	12	
Gentry	2	0	1	0	0	0	12	
McMahon	2	2	0	0	0	0	12	
Gayle	1	0	0	1	0	0	6	
Moorehead	1	0	1	0	0	0	6	
Morris	1	0	1	0	0	0	6	
Sanders	1	1	0	0	0	0	6	
Tomczak	1	1	0	0	0	0	6	
Others	10	2	6	2	10/10	3/4	0	79
<b>BEARS</b>	<b>42</b>	<b>13</b>	<b>23</b>	<b>6</b>	<b>38/40</b>	<b>22/32</b>	<b>0</b>	<b>356</b>
<b>OPPONENTS</b>	<b>33</b>	<b>5</b>	<b>24</b>	<b>4</b>	<b>30/33</b>	<b>18/31</b>	<b>0</b>	<b>282</b>

RUSHING	No	Yds	Avg	Lg	TD
Anderson	129	586	4.5	38	3
W. Payton	146	533	3.7	17	4
Sanders	23	122	5.3	17	1
McMahon	22	88	4.0	13	2
Thomas	25	88	3.5	18	0
Tomczak	18	54	3.0	10	1
Gentry	6	41	6.8	12	0
Suhey	7	24	3.4	6	0
Gault	2	16	8.0	9	0
Harbaugh	4	15	3.8	9	0
Marshall	1	1	1.0	1	0
Perry	1	0	0.0	0	0
Others	101	386	3.8	28	2
<b>BEARS</b>	<b>485</b>	<b>1954</b>	<b>4.0</b>	<b>38</b>	<b>13</b>
<b>OPPONENTS</b>	<b>412</b>	<b>1413</b>	<b>3.4</b>	<b>25</b>	<b>5</b>

RECEIVING	No	Yds	Avg	Lg	TD
Anderson	47	467	9.9	59	3
Gault	35	705	20.1	56	7
W. Payton	33	217	6.6	16	1
McKinnon	27	406	15.0	33	1
Moorehead	24	269	11.2	27	1
Morris	20	379	19.0	42	1
Boso	17	188	11.1	31	2
Gentry	17	183	10.8	38	1
Suhey	7	54	7.7	12	0
Sanders	3	53	17.7	25	0
Others	42	499	11.9	28	6
<b>BEARS</b>	<b>272</b>	<b>3420</b>	<b>12.6</b>	<b>59</b>	<b>23</b>
<b>OPPONENTS</b>	<b>255</b>	<b>3286</b>	<b>12.9</b>	<b>75</b>	<b>24</b>

PUNTING	No	Yds	Avg	Net	TB	In	Lg	B
Barnhardt	6	236	39.3	0	2	50	0	0
Brown	18	742	41.2	4	4	58	1	1
Wagner	36	1451	40.6	4	9	71	1	1
<b>BEARS</b>	<b>62</b>	<b>2439</b>	<b>39.3</b>	<b>31.3</b>	<b>8</b>	<b>15</b>	<b>71</b>	<b>2</b>
<b>OPPONENTS</b>	<b>86</b>	<b>3408</b>	<b>39.6</b>	<b>32.4</b>	<b>7</b>	<b>16</b>	<b>80</b>	<b>1</b>

INTS	No	Yds	Avg	Lg	TD
Duerson	3	0	0.0	0	0
Rivera	2	19	9.5	15	0
Phillips	2	1	0.5	1	0
Douglass	2	0	0.0	0	0
Gayle	1	20	20.0	20	1
V. Jackson	1	0	0.0	0	0
Others	2	29	14.5	23	1
<b>BEARS</b>	<b>13</b>	<b>69</b>	<b>5.3</b>	<b>23</b>	<b>2</b>
<b>OPPONENTS</b>	<b>24</b>	<b>334</b>	<b>13.9</b>	<b>70</b>	<b>1</b>

KO RETURNS	No	Yds	Avg	Lg	TD
Gentry	25	621	24.8	88	1
Sanders	20	349	17.5	42	0
T. Bell	1	18	18.0	18	0
Suhey	1	9	9.0	9	0
Others	10	196	19.6	37	0
<b>BEARS</b>	<b>57</b>	<b>1193</b>	<b>20.9</b>	<b>88</b>	<b>1</b>
<b>OPPONENTS</b>	<b>58</b>	<b>1054</b>	<b>18.2</b>	<b>42</b>	<b>0</b>

PUNT RET.	Ret	FC	Yds	Avg	Lg	TD
McKinnon	40	4	405	10.1	94	2
Duerson	1	1	10	10.0	10	0
Others	9	1	69	7.7	16	0
<b>BEARS</b>	<b>50</b>	<b>6</b>	<b>484</b>	<b>9.7</b>	<b>94</b>	<b>2</b>
<b>OPPONENTS</b>	<b>26</b>	<b>7</b>	<b>339</b>	<b>13.0</b>	<b>83</b>	<b>1</b>

FGs	1-19	20-29	30-39	40-49	50+
Butler	0/0	11/11	5/5	1/6	2/6
Lashar	0/0	3/3	0/0	0/1	0/0
<b>BEARS</b>	<b>0/0</b>	<b>14/14</b>	<b>5/5</b>	<b>1/7</b>	<b>2/6</b>
<b>OPPONENTS</b>	<b>0/0</b>	<b>6/8</b>	<b>4/9</b>	<b>8/13</b>	<b>0/1</b>
Butler: (24G, 25G) (50N, 55N) ( ) ( ) ( ) (47N) (27G, 52N) (47N, 48N, 27G, 29G, 24G, 52G) (42G) (31G, 37G, 29G) (21G, 27G, 52G) (23G, 26G, 30G) (40N) (53N, 48N) (38G, 30G)					
Lashar: ( ) ( ) ( ) (42N, 26G, 27G) (22G)					
<b>OPPONENTS</b> ( ) (43G, 46N) (42N, 27G) (31N) (33N, 48G, 31G, 42G, 21G) (46G, 37G) (35N) (39N, 26N, 47G) (27G) (36G) (42N, 32G, 56N, 37N) (26N, 27G) (20G, 45G) (45G, 29G) (48G, 44N, 46N)					

DEFENSE	T	S	A	FF	FR	PD	Sa	In
(Top 10)								
Duerson	116	63	53	1	1	5	2	
Singletary	108	55	53	3	1	4	2	0
Marshall	93	53	40	2	1	6	5	0
Bell	72	40	32	1	1	2	1	0
McMichael	57	29	38	1	0	2	7.5	0
Perry	55	25	30	0	0	2	3	0
Wilson	44	17	27	0	0	2	6.5	0
V. Jackson	39	19	20	2	0	12	0	1
Rivera	38	18	20	0	0	2	1	2
Dent	34	18	16	4	1	3	13.5	0
<b>SACKS:</b> Dent 13.5, McMichael 7.5, Wilson 6.5, Marshall 5.0, Hampton 3.5, Perry 3.0, Duerson 2.0, Singletary 2.0, Bell 1.0, Rivera 1.0, Harris 1.0								
<b>TEAM 70.0, OPPONENTS 48.0</b>								

## USUAL STARTERS

Offense	Defense
WR ... Willie Gault	RE ... Richard Dent
LT ... Jim Covert	RT ... William Perry
LG ... Mark Bortz	LT ... Steve McMichael
C ... Jay Hilgenberg	LE ... Dan Hampton
RG ... Tom Thayer	WLB ... Wilbur Marshall
RT ... Keith Van Horne	MLB ... Mike Singletary
TE ... Emery Moorehead	SLB ... Otis Wilson
WR ... Ron Morris	RCB ... Vestee Jackson
QB ... McMahon/Tomczak	LCB ... Mike Richardson
RB ... Walter Payton	SS ... Todd Bell
FB ... Neal Anderson	FS ... Dave Duerson

## RANKINGS

Team Stats	Bears	Avg	Rank
Total Yards	5044	336.3	12
Rushing Yards	1954	130.3	13
Passing Yards	3090	206.0	12
Points Scored	356	23.7	12
	Opp	Avg	Rank
Total Yards	4215	281.0	2
Rushing Yards	1413	94.2	1
Passing Yards	2802	186.8	7
Points Scored	282	18.8	7



## 1988 CHICAGO BEARS STATISTICS

Record: 12-4, .750

1st Place, NFC Central

Head Coach: Mike Ditka

Score by Period	1	2	3	4	OT	Tot
BEARS	77	131	42	62	0	312
OPPONENTS	49	56	50	60	0	215

SCORING	TDs: Ru-Pa- R	K-PAT	FG	2pt	Pts
Butler	0 0 0 0	37/38	15/19	0	82
Anderson	12 12 0 0			0	72
Gentry	4 1 3 0			0	24

BEARS	38	25	13	0	37/38	15/19	1	312
OPPONENTS	25	5	18	2	22/25	13/22	2	215

RUSHING	No	Yds	Avg	Lg	TD
Anderson	249	1106	4.4	80t	12
Sanders	95	332	3.5	20t	3
Suhey	87	253	2.9	19	2
Muster	44	197	4.5	15	0
Harbaugh	19	110	5.8	19	1
McMahon	26	104	4.0	16	4
Gentry	7	86	12.3	58t	1
Morris	3	40	13.3	21	0
Tomiczak	13	40	3.1	17	1
McKinnon	3	25	8.3	12	1
Thomas	5	20	4.0	8	0
Davis	1	3	3.0	3	0
Kozlowski	1	3	3.0	3	0
Wagner	2	0	0.0	0	0

BEARS	555	2319	4.3	80t	25
OPPONENTS	389	1326	3.4	32	5

RECEIVING	No	Yds	Avg	Lg	TD
McKinnon	45	704	15.6	76t	3
Anderson	39	371	9.5	36	0
Gentry	33	486	14.7	45	3
Morris	28	498	17.8	63t	4
Muster	21	236	11.2	40t	1
Suhey	20	154	7.7	29	0
Davis	15	220	14.7	36	0
Thornton	15	135	9.0	19	0
Moorehead	14	133	9.5	26	2
Sanders	9	94	10.4	39	0
Boso	6	50	8.3	15	0
Kozlowski	3	92	30.7	50	0

BEARS	248	3173	12.8	76t	13
OPPONENTS	245	3399	13.9	80t	18

PUNTING	No	Yds	Avg	Net	TB	In	Lg	B
Wagner	79	3282	41.5	33.4	10	18	70	0
BEARS	79	3282	41.5	33.4	10	18	70	0
OPPONENTS	90	3622	40.2	34.8	10	29	62	0

INTS	No	Yds	Avg	Lg	TD
Jackson	8	94	11.8	46	0
Tate	4	35	8.8	17	0
Morrissey	3	13	4.3	13	0
Duerson	2	18	9.0	18	0
Richardson	2	15	7.5	15	0
Krumm	2	14	7.0	14	0
Rivera	2	0	0.0	0	0
Douglass	1	35	35.0	35	0
Singletary	1	13	13.0	13	0
Gayle	1	0	0.0	0	0

BEARS	26	237	9.1	46	0
OPPONENTS	15	175	11.7	94t	1

KO RETURNS	No	Yds	Avg	Lg	TD
Gentry	27	578	21.4	51	0
Sanders	13	248	19.1	38	0
Muster	3	33	11.0	15	0
Kozlowski	2	37	18.5	24	0
BEARS	45	896	19.9	51	0
OPPONENTS	56	1130	20.2	51	0

PUNT RET.	Ret	FC	Yds	Avg	Lg	TD
McKinnon	34	8	277	8.1	23	0
Davis	3	1	17	5.7	13	0
Kozlowski	1	0	0.0	0.0	0	0
BEARS	38	9	294	7.7	23	0
OPPONENTS	40	9	447	11.2	64	0

FGs	1-19	20-29	30-39	40-49	50+
Butler	1/1	4/4	7/8	3/6	0/0
BEARS	1/1	4/4	7/8	3/6	0/0
OPPONENTS	0/0	7/7	3/5	2/8	1/2

Butler:	(40N, 44N) (40G, 37N) ( ) (35G) (22G) (37G) (21G, 42N) (18G) ( ) ( ) (32G, 24G) (36G, 43G) ( ) (39G) (35G, 32G) (20G, 45G)
OPPONENTS:	( ) (38G, 53G) (37G) ( ) (28G, 46N) ( ) ( ) (42N, 35N) (51N) (35G) (44N, 45G, 40N) ( ) (27G, 37N, 23G) (48N, 43N) (25G, 27G, 22G) (25G, 44G)

DEFENSE	(Top 10)	T	S	A	FF	FR	PD	Sa	Int
Singletary	170	89	61	0	1	3	1	1	1
Duerson	105	57	48	2	0	6	1	2	1
McMichael	88	54	34	1	2	1	11.5	0	0
Hampton	88	50	38	0	0	3	9.5	0	0
Rivera	88	45	43	1	0	3	2	2	2
Douglass	76	43	33	0	2	11	0	1	1
Morrissey	68	26	42	0	1	5	0	3	0
Jackson	62	40	22	0	0	22	0	8	0
Dent	61	31	30	3	1	2	10.5	0	0
Richardson	60	40	20	0	0	30	0	2	0

SACKS:	McMichael 11.5, Dent 10.5, Hampton 9.5, Harris 3.5, Chapura 2.0, Rivera 2.0, Duerson 1.0, Johnson 1.0, Singletary 1.0, Smith 1.0
--------	--

TEAM 43.0, OPPONENTS 24.0
---------------------------

OPPONENTS	245	3399	13.9	601	16
-----------	-----	------	------	-----	----

Team Stats	Bears	Avg	Rank
Total Yards	5317	332.3	.11
Rushing Yards	2319	144.9	.3
Passing Yards	2998	187.4	.20
Points Scored	312	19.5	.20

3.1	7	3.6	631	137.9	70.0
4.1	6	3.5	761	5/47	75.4
0.0	2	2.1	56	6/49	55.9
0.0	0	0.0	0	0/0	39.6

Passing	Att	Cmp	Yds	Cmp%	Yd/Att	TD	TD%	Int	Int%	Lg	Sack/Lost	Rating
McMahon	192	114	1346	59.4	7.01	6	3.1	7	3.6	63t	13/79	76.0
Tomczak	170	86	1310	50.6	7.71	7	4.1	6	3.5	76t	5/47	75.4
Harbaugh	97	47	514	48.5	5.30	0	0.0	2	2.1	56	6/49	55.9
Anderson	1	0	0	0.0	0.00	0	0.0	0	0.0	0	0/0	39.6
Wagner	1	1	3	100.0	3.00	0	0.0	0	0.0	3	0/0	79.2
BEARS	461	248	3173	53.8	6.88	13	2.8	15	3.3	76t	24/175	71.4
OPPONENTS	545	245	3399	45.0	6.24	18	3.3	26	4.8	80t	43/365	56.7

Touchdowns	Rushing	Passing	Returns
38	25	5	18
2	5	18	2

Passing	Att	Cmp	Yds	Cmp%	Yd/Att	TD	TD%	Int	Int%	Lg	Sack/Lost	Rating
McMahon	192	114	1346	59.4	7.01	6	3.1	7	3.6	63t	13/79	76.0
Tomczak	170	86	1310	50.6	7.71	7	4.1	6	3.5	76t	5/47	75.4
Harbaugh	97	47	514	48.5	5.30	0	0.0	2	2.1	56	6/49	55.9
Anderson	1	0	0	0.0	0.00	0	0.0	0	0.0	0	0/0	39.6
Wagner	1	1	3	100.0	3.00	0	0.0	0	0.0	3	0/0	79.2
BEARS	461	248	3173	53.8	6.88	13	2.8	15	3.3	76t	24/175	71.4
OPPONENTS	545	245	3399	45.0	6.24	18	3.3	26	4.8	80t	43/365	56.7

Offense	Defense
WR ...Dennis Gentry	RE ...Richard Dent
LT ...Covert/Wojciechowski	RT ...Dan Hampton
LG ...Mark Bortz	LT ...Steve McMichael
C ...Jay Hilgenberg	LE ...Al Harris
RG ...Tom Thayer	LB ...Jim Morrissey
RT ...Keith Van Horne	MLB ...Mike Singletary
TE ...Jim Thornton	SLB ...Ron Rivera
WR ...Dennis McKinnon	RCB ...Vestee Jackson
QB ...Jim McMahon	LCB ...Mike Richardson
RB ...Neal Anderson	SS ...Dave Duerson
FB ...Matt Suhey	FS ...Shaun Gayle

Team Stats	Bears	Avg	Rank
Total Yards	5317	332.3	.11
Rushing Yards	2319	144.9	.3
Passing Yards	2998	187.4	.20
Points Scored	312	19.5	.20

FS . . . . Shaun Gayle	1
------------------------	---

## 1989 CHICAGO BEARS STATISTICS

Record: 6-10, .375

4th Place, NFC Central

Head Coach: Mike Ditka

Score by Period	1	2	3	4	OT	Total
BEARS	40	108	82	128	0	358
OPPONENTS	69	111	72	125	0	377

SCORING	TDs: Ru-Pa-R	K-PG	FG	2pt	Pts
---------	--------------	------	----	-----	-----

Anderson	15	11	4	0	0	90		
Butler	0	0	0	0	43/45	15/19	0	88
Muster	8	5	3	0	0	0	48	
Davis	3	0	3	0	0	0	18	
Harbaugh	3	3	0	0	0	0	18	
McKinnon	3	0	3	0	0	0	18	
Thornton	3	0	3	0	0	0	18	
Sanders	2	0	1	1	0	0	12	
Suhay	2	1	1	0	0	0	12	
Boso	1	0	1	0	0	0	6	
Gentry	1	0	1	0	0	0	6	
Green	1	1	0	0	0	0	6	
Morris	1	0	1	0	0	0	6	
Stinson	1	0	0	1	0	0	6	
Tomczak	1	1	0	0	0	0	6	
BEARS	45	22	21	2	43/45	15/19	0	358
OPPONENTS	43	21	21	1	41/43	26/36	0	377

RUSHING	No	Yds	Avg	Lg	TD
---------	----	-----	-----	----	----

Anderson	274	1275	4.7	73	11
Muster	82	327	4.0	20	5
Harbaugh	45	276	6.1	26	3
Sanders	41	127	3.1	19	0
Gentry	17	106	6.2	29	0
Tomczak	24	71	3.0	18	1
Suhay	20	51	2.6	8	1
Green	5	46	9.2	37	1
Morris	1	14	14.0	14	0
Taylor	2	7	3.5	7	0
Buford	1	6	6.0	6	0
McKinnon	3	5	1.7	3	0
Thornton	1	4	4.0	4	0
BEARS	516	2267	4.4	73	22
OPPONENTS	446	1897	4.3	68	21

RECEIVING	No	Yds	Avg	Lg	TD
-----------	----	-----	-----	----	----

Anderson	50	434	8.7	49	4
Gentry	39	463	11.9	79	1
Muster	32	259	8.1	25	3
Morris	30	486	16.2	58	1
McKinnon	28	418	14.9	41	3
Davis	26	397	15.3	52	3
Thornton	24	392	16.3	36	3
Boso	17	182	10.7	43	1
Suhay	9	73	8.1	22	1
Green	5	48	9.6	21	0
Kozlowski	3	74	24.7	55	0
Sanders	3	28	9.3	16	1
Waddie	1	6	6.0	8	0
BEARS	267	3263	12.2	79	21
OPPONENTS	307	4079	13.3	97	21

PASSING	Att	Cmp	Yds	Cmp%	Yd/Att	TD	TD%	Int	Int%	Lg	Sack/Lost	Rating
Tomczak	306	156	2058	51.0	6.73	16	5.2	16	5.2	79	10/68	68.2
Harbaugh	178	111	1204	62.4	6.76	5	2.8	9	5.1	49	18/106	70.5
BEARS	484	267	3262	55.2	6.74	21	4.3	25	5.2	79	28/174	69.1
OPPONENTS	554	307	4079	55.4	7.36	21	3.8	26	4.7	97	39/247	72.0

PUNTING	No	Yds	Avg	Net	TB	In	Lg	B
Buford	72	2884	39.5	33.4	9	21	60	0
BEARS	72	2884	39.5	33.4	9	21	60	0
OPPONENTS	67	2655	39.6	34.6	6	15	63	0

INTS	No	Yds	Avg	Lg	TD
------	----	-----	-----	----	----

Stinson	4	59	14.8	29	1
Lynch	3	55	18.3	41	0
Gayle	3	39	13.0	20	0
Woolford	3	0	0.0	0	0
Roper	2	46	23.0	43	0
Jackson	2	16	8.0	16	0
Rivera	2	1	0.5	1	0
Morrissey	2	0	0.0	0	0
Dent	1	30	30.0	30	0
Paul	1	20	20.0	20	0
Duerson	1	2	2.0	2	0
Douglass	1	0	0.0	0	0
Tate	1	0	0.0	0	0
BEARS	26	268	10.3	43	1
OPPONENTS	25	182	7.3	53	1

KO RETURNS	No	Yds	Avg	Lg	TD
------------	----	-----	-----	----	----

Gentry	28	667	23.8	63	0
Sanders	23	491	21.3	96	1
Green	11	239	21.7	37	0
Suhay	6	93	15.5	21	0
Pruitt	2	17	8.5	11	0
Chapura	1	8	8.0	8	0
Kozlowski	1	12	12.0	12	0
Tate	1	12	12.0	12	0
BEARS	73	1539	21.1	96	1
OPPONENTS	68	1375	20.2	62	0

PUNT RET.	Ret	FC	Yds	Avg	Lg	TD
-----------	-----	----	-----	-----	----	----

Green	16	5	141	8.8	24	0
McKinnon	10	3	67	6.7	17	0
Kozlowski	4	0	2	0.5	4	0
Waddie	1	0	2	2.0	2	0
Woolford	1	0	12	12.0	12	0
BEARS	32	8	220	6.9	24	0
OPPONENTS	30	5	262	8.7	34	0

FGs	1-19	20-29	30-39	40-49	50+
-----	------	-------	-------	-------	-----

Butler	0/0	6/6	6/7	3/5	0/1
BEARS	0/0	6/6	6/7	3/5	0/1
OPPONENTS	3/3	11/11	3/6	8/13	1/3
Butler:(29G) (40G) (21G, 22G, 25G, 32G) ( ) ( ) ( )					
( ) (35G, 46G) (25G, 37G) (39G, 35G) (40G) ( )					
(33G, 44N) (22G, 43N, 37N) ( ) (50N)					
OPPONENTS (45N) (33N, 34N) (40G, 48G) (47G, 45N, 19G) ( ) (27G, 42N, 19G) (31G, 35G) (45G)					
( ) (39N, 45N) (26G, 22G, 52N, 29G, 28G) (40N, 55N, 28G) (51G, 45G) (45G, 28G) (19G, 44G, 23G, 21G) (29G, 24G, 36G, 47G)					

DEFENSE	T	S	A	FF	FR	PD	Sa	Int
---------	---	---	---	----	----	----	----	-----

Singletary	151	79	72	2	0	5	1	0
Gayle	108	60	48	1	2	8	0	3
McMichael	108	59	49	1	1	2	7.5	0
Rivera	96	38	58	1	1	4	2	2
Duerson	91	52	39	1	0	7	0	1
Armstrong	80	37	43	1	1	1	5	0
Jackson	74	44	30	0	1	12	0	2
Dent	70	37	33	2	2	5	9	1
Roper	68	41	27	2	0	6	4.5	2
Perry	61	30	31	0	2	2	4	0
SACKS: Dent 9.0, McMichael 7.5, Armstrong 5.0, Roper 4.5, Perry 4.0, Chapura 3.0, Hampton 2.0, Rivera 2.0, Singletary 1.0, Woods 1.0								
TEAM 39.0, OPPONENTS 28.0								

## USUAL STARTERS

## Offense

WR ... Ron Morris
LT ... Jim Covert
LG ... Mark Bortz
C ... Jay Hilgenberg
RG ... Thom Thayer
TE ... Keith Van Horne
TE ... Jim Thornton
WR ... Dennis McKinnon
QB ... Mike Tomczak
RB ... Neal Anderson
FB ... Brad Muster

## Defense

RE ... Richard Dent
RT ... William Perry
LT ... Steve McMichael
LE ... Trace Armstrong
WLB ... John Roper
MLB ... Mike Singletary
SLB ... Ron Rivera
RCB ... Vestee Jackson
LCB ... Donnell Woolford
SS ... Dave Duerson
FS ... Shaun Gayle

## RANKINGS

Team Stats	Bears	Avg	Rank
Total Yards	5375	335.9	10
Rushing Yards	2287	142.0	2
Passing Yards	3088	193.0	19
Points Scored	358	22.4	-

	Opp	Avg	Rank
Total Yards	5729	358.1	25
Rushing Yards	1897	118.6	15
Passing Yards	3832	239.5	24
Points Scored	377	23.6	-



## 1990 CHICAGO BEARS STATISTICS

Record: 11-5, .688

1st Place, NFC Central

Head Coach: Mike Ditka

09/09 W 17-0	SEATTLE	64,400
09/16 W 31-13	at Green Bay	58,938
09/23 W 19-16	MINNESOTA	65,420
09/30 L 10-24	at L.A. Raiders	80,156
10/07 W 27-13	GREEN BAY	59,929
10/14 W 38-9	L.A. RAMS	59,383
10/28 W 31-21	at Phoenix	71,233
11/04 W 26-6	at Tampa Bay	68,555
11/11 W 30-24	ATLANTA	62,855
11/18 W 16-13	at Denver	75,013
11/25 L 13-41	at Minnesota	58,866
12/02 W 23-17	DETROIT	62,313
12/09 L 9-10	at Washington	53,920
12/16 L 21-38	at Detroit	67,759
12/23 W 27-14	TAMPA BAY	46,456
12/29 L 10-21	KANSAS CITY	60,262
<b>PLAYOFFS</b>		
01/06 W 16-6	NEW ORLEANS	60,767
01/13 L 3-31	at N.Y. Giants	77,025

	Bears	Opp
<b>TOTAL FIRST DOWNS</b>	295	256
Rushing	142	102
Passing	134	136
Penalty	19	18
3rd Down: Made/Att	81/221	65/188
3rd Down Pct	36.7	34.6
4th Down: Made/Att	5/13	6/11
4th Down Pct	38.5	54.5
<b>POSSESSION AVG.</b>	33:06	26:54
<b>TOTAL NET YARDS</b>	4980	4492
Avg. Per Game	311.3	280.8
Total Plays	1024	927
Avg. Per Play	4.9	4.8
<b>NET YARDS RUSHING</b>	2436	1572
Avg. Per Game	152.3	98.3
Total Rushes	551	391
<b>NET YARDS PASSING</b>	2544	2920
Avg. Per Game	159.0	182.5
Sacked/Yards Lost	43/283	41/300
Gross Yards	2827	3220
Att./Completions	430/229	495/256
Completion Pct	53.3	52.1
Had Intercepted	12	31
<b>PUNTS/AVERAGE</b>	78/39.4	74/37.9
<b>NET PUNTING AVG.</b>	78/33.5	74/31.7
<b>PENALTIES/YARDS</b>	75/615	84/676
<b>FUMBLE/BALL LOST</b>	29/14	38/14
<b>TOUCHDOWNS</b>	39	31
Rushing	22	10
Passing	14	19
Returns	3	2

PASSING	Att	Cmp	Yds	Cmp%	Yd/Att	TD	TD%	Int	Int%	Lg	Sack/Lost	Rating
Harbaugh	312	180	2178	57.7	6.96	10	3.2	6	1.9	80t	31/206	81.9
Tomczak	104	39	521	37.5	5.01	3	2.9	5	4.6	48	11/70	43.8
Willis	13	9	106	69.2	8.15	1	7.7	1	7.7	18	1/7	87.3
Bailey	1	1	22	100.0	22.00	0	0.0	0	0.0	22	0/0	118.8
BEARS	430	229	2827	53.3	6.57	14	3.3	12	2.8	80t	43/283	73.1
OPPONENTS	495	256	3220	52.1	6.51	19	3.8	31	6.3	76t	41/300	59.3

Score by Period	1	2	3	4	OT	Total
BEARS	54	156	70	59	9	348
OPPONENTS	59	80	53	88	0	280

SCORING	TDs:Ru-Pa-R	K-PAT	FG	2pt	Pts
Butler	0	0	0	0	36/37 26/37 0 114
Anderson	13	10	3	0	78
Muster	6	6	0	0	36
Harbaugh	4	4	0	0	24
Davis	3	0	3	0	18
Morris	3	0	3	0	18
Tomczak	2	2	0	0	12
Gentry	2	0	2	0	12
Boso	1	0	1	0	6
Green	1	0	1	0	6
Thornton	1	0	1	0	6
Jackson	1	0	0	1	6
Dent	1	0	0	1	6
Bailey	1	0	0	1	6
BEARS	39	22	14	3	36/38 26/37 0 348
OPPONENTS	31	10	19	2	28/31 22/28 0 280

RUSHING	No	Yds	Avg	Lg	TD
Anderson	260	1078	4.1	52	10
Muster	141	664	4.7	28	6
Harbaugh	51	321	6.3	17	4
Green	27	126	4.7	14	0
Bailey	26	86	3.3	9	0
Rouse	16	56	3.5	10	0
Gentry	11	43	3.9	11	0
Tomczak	12	41	3.4	14	2
Morris	2	26	13.0	16	0
L. Tate	3	5	1.7	4	0
Perry	1	-1	-1.0	-1	0
Buford	1	-9	-9.0	-9	0
BEARS	551	2436	4.4	52	22
OPPONENTS	391	1572	4.0	25	10

RECEIVING	No	Yds	Avg	Lg	TD
Muster	47	452	9.6	48	0
Anderson	42	484	11.5	50t	3
Davis	39	572	14.7	51	3
Morris	31	437	14.1	67t	3
Gentry	23	320	13.9	80t	2
Thornton	19	254	13.4	32	1
Boso	11	135	12.3	25	1
Kozlowski	7	83	11.9	32	0
Green	4	26	6.5	10t	1
Waddle	2	32	16.0	23	0
Smith	2	20	10.0	12	0
Coley	1	7	7.0	7	0
Tomczak	1	5	5.0	5	0
BEARS	229	2827	12.3	80t	14
OPPONENTS	258	3220	12.5	76t	19

PUNTING	No	Yds	Avg	Net	TB	In	Lg	B
Buford	76	3073	40.4	33.5	7	22	59	2
BEARS	78	3073	39.4	33.5	7	22	59	2
OPPONENTS	74	2804	37.9	31.7	3	13	56	0

INTS	No	Yds	Avg	Lg	TD
Carrier	10	39	3.9	14	0
Stinson	6	66	11.0	30	0
Dent	3	21	7.0	15	0
Woolford	3	18	6.0	9	0
Paul	2	49	24.5	26	0
Rivera	2	13	6.5	13	0
Morrissey	2	12	6.0	12	0
Gayle	2	5	2.5	5	0
Jackson	1	45	45.0	45t	1
BEARS	31	266	8.6	45t	1
OPPONENTS	12	164	13.7	46	0

KO RETURNS	No	Yds	Avg	Lg	TD
Bailey	23	363	15.8	30	0
Gentry	18	388	21.6	59	0
Green	7	112	16.0	20	0
Rouse	3	17	5.7	10	0
Ryan	1	-1	-1.0	-1	0
L. Tate	1	0	0.0	0	0
BEARS	54	879	16.3	59	0
OPPONENTS	73	1494	20.5	64	0

PUNT RET.	Ret	FC	Yds	Avg	Lg	TD
Bailey	36	13	399	11.1	95t	1
BEARS	36	13	399	11.1	95t	1
OPPONENTS	39	6	322	8.3	30	0

FGs	1-19	20-29	30-39	40-49	50+						
Butler	1/1	8/8	5/8	8/13	4/7						
BEARS	1/1	8/8	5/8	8/13	4/7						
OPPONENTS	1/1	8/8	10/14	3/4	0/1						
Butler:(47G, 57N)	(41G)	(23G, 51G, 32G, 36N, 52G)	(22G)	(50G, 32N, 51G)	(27G)	(33G)	(51N)				
30G, 22G, 40N)	(21G)	(37G, 32G, 41N, 44G)	(40G)	(43G, 41N)	(35N, 19G)	(29G, 23G, 46G, 46N)	(50N)				
	(42N, 46G, 43G)	(24G)									
OPPONENTS	( )	(37G, 37G)	(26G, 24G, 22G)	(27G)	36N)	(38G, 27G)	(35G)	(36N)	( )	(42N, 36G)	(51N)
	24G)	(41G, 45G)	(34G, 35N)	(54N, 35G)	(26G)	(39N)	(19G, 30G, 43G, 32G, 38G)				

DEFENSE	(Top 10)	T	S	A	FF	FR	PD	Sa	Int
Singletary	151	67	84	0	2	4	1	0	0
Gayle	125	73	52	4	1	13	1	2	0
Carrier	122	55	67	5	2	20	0	10	0
Morrissey	109	54	55	1	2	9	0	2	0
Armstrong	82	33	49	2	2	4	10	0	0
Dent	81	43	38	2	3	13	12	3	0
McMichael	71	39	32	0	0	4	4	0	0
Perry	70	40	30	2	0	0	4	0	0
Woolford	70	38	32	0	0	13	2	3	0
Rivera	54	24	40	2	1	0	4	0	2

<b>SACKS:</b>	Dent 12.0, Armstrong 10.0, McMichael 4.0, Perry 4.0, Cox 3.0, Jones 2.0, Woolford 2.0, Pruitt 1.0, Singletary 1.0, Gayle 1.0, Roper 1.0.
<b>TEAM 41.0, OPPONENTS 43.0</b>	

## USUAL STARTERS

Offense	Defense
WR ...Wendell Davis	RE ...Richard Dent
LT ...Jim Covert	RT ...Dan Hampton
LG ...Mark Bortz	LT ...William Perry
C ...Jay Hilgenberg	LE ...Trace Armstrong
RG ...Tom Thayer	WLB ...Ron Rivera
RT ...Keith Van Horne	MLB ...Mike Singletary
TE ...Jim Thornton	SLB ...Jim Morrissey
WR ...Ron Morris	RCB ...Lemuel Stinson
QB ...Jim Harbaugh	LCB ...Donnell Woolford
RB ...Neal Anderson	SS ...Shaun Gayle
FB ...Brad Muster	FS ...Mark Carrier

## RANKINGS

Team Stats	Bears	Avg	Rank
Total Yards	4980	311.3	13
Rushing Yards	2436	152.3	2
Passing Yards	2544	159.0	28
Points Scored	348	21.8	

	Opp	Avg	Rank
Total Yards	4492	280.8	6
Rushing Yards	1572	98.3	7
Passing Yards	2920	182.5	10
Points Scored	280	17.5	



## 1991 CHICAGO BEARS STATISTICS

**Record: 11-5, .688**  
**2nd Place, NFC Central**  
**Head Coach: Mike Ditka**

09/01	W	10-6	MINNESOTA	64,112
09/08	W	21-20	at Tampa Bay	65,625
09/15	W	20-17	N.Y. GIANTS	64,829
09/23	W	19-13	N.Y. JETS	65,255
09/29	L	20-35	at Buffalo	60,366
10/06	L	7-35	WASHINGTON	64,941
10/17	W	10-0	at Green Bay	58,435
10/27	W	21-17	at New Orleans	68,591
11/03	W	20-10	DETROIT	57,281
11/11	W	34-17	at Minnesota	59,001
11/17	W	31-17	at Indianapolis	60,519
11/24	L	13-16	MIAMI	58,288
11/28	L	6-16	at Detroit	78,879
12/08	W	27-13	GREEN BAY	62,353
12/14	W	27-0	TAMPA BAY	54,719
12/23	L	14-52	at San Francisco	60,419
12/29	L	13-17	DALLAS	62,594

<b>TOTAL FIRST DOWNS</b>	<b>317</b>	<b>Opp</b>	<b>254</b>
Rushing	120	77	
Passing	168	164	
Penalty	29	13	
3rd Down Made/Att	95/221	69/208	
3rd Down Pct	43.0	33.2	
4th Down Made/Att	7/18	10/21	
4th Down Pct	38.9	47.6	
<b>POSSESSION AVG.</b>	<b>33.01</b>	<b>26.59</b>	
<b>TOTAL NET YARDS</b>	<b>5069</b>	<b>4507</b>	
Avg Per Game	316.8	281.7	
Total Plays	1025	942	
Avg Per Play	4.9	4.8	
<b>NET YARDS RUSHING</b>	<b>1949</b>	<b>1580</b>	
Avg Per Game	121.8	98.8	
Total Rushes	502	389	
<b>NET YARDS PASSING</b>	<b>3120</b>	<b>2927</b>	
Avg Per Game	195.0	182.9	
Sacked/Yards Lost	26/172	40/257	
Gross Yards	3292	3184	
Att./Completions	497/286	513/286	
Completion Pct	57.5	55.8	
Had Intercepted	17	17	
<b>PUNTS/AVERAGE</b>	<b>70/40.2</b>	<b>81/41.3</b>	
<b>NET PUNTING AVG.</b>	<b>70/35.0</b>	<b>81/35.8</b>	
<b>PENALTIES/YARDS</b>	<b>79/657</b>	<b>94/891</b>	
<b>FUMBLES/BALL LOST</b>	<b>25/16</b>	<b>25/13</b>	
<b>TOUCHDOWNS</b>	<b>35</b>	<b>29</b>	
Rushing	18	9	
Passing	16	19	
Returns	1	1	

<b>PASSING</b>	<b>Att</b>	<b>Cmp</b>	<b>Yds</b>	<b>Cmp%</b>	<b>Yd/Att</b>	<b>TD</b>	<b>TD%</b>	<b>Int</b>	<b>Int%</b>	<b>Lg</b>	<b>Sack/Lost</b>	<b>Rating</b>
Harbaugh	478	275	3121	57.5	6.53	15	3.1	16	3.3	84t	24/163	73.7
Willis	18	11	171	61.1	9.50	1	5.6	1	5.6	42	2/9	88.0
Anderson	1	0	0	0.0	0.00	0	0.0	0	0.0	0	0/0	39.6
<b>BEARS</b>	<b>497</b>	<b>286</b>	<b>3292</b>	<b>57.5</b>	<b>6.62</b>	<b>16</b>	<b>3.2</b>	<b>17</b>	<b>3.4</b>	<b>84t</b>	<b>26/172</b>	<b>74.1</b>
<b>OPPONENTS</b>	<b>513</b>	<b>286</b>	<b>3184</b>	<b>55.8</b>	<b>6.21</b>	<b>19</b>	<b>3.7</b>	<b>17</b>	<b>3.3</b>	<b>77t</b>	<b>40/257</b>	<b>72.9</b>

<b>Score by Period</b>	<b>1</b>	<b>2</b>	<b>3</b>	<b>4</b>	<b>OT</b>	<b>Tot</b>
BEARS	40	96	71	86	6	299
OPPONENTS	57	72	51	86	3	269

SCORING	TDs:Ru-Pa-R	K-PAT	Fg	Pnt	Pts			
Butler	0	0	0	32/34	19/29	0	89	
Anderson	9	6	3	0	0	54		
Muster	7	6	1	0	0	42		
Davis	6	0	6	0	0	36		
Green	3	3	0	0	0	18		
Waddle	3	0	3	0	0	18		
Harbaugh	2	2	0	0	0	12		
Morgan	2	0	2	0	0	12		
Bailey	1	1	0	0	0	6		
Stinson	1	0	0	1	0	6		
Thornton	1	0	1	0	0	6		
BEARS	35	18	16	1	32/34	19/29	0	299
OPPONENTS	29	9	19	1	29/29	22/30	0	268

<b>RUSHING</b>	<b>No</b>	<b>Yds</b>	<b>Avg</b>	<b>Lg</b>	<b>TD</b>
Anderson	210	747	3.6	42t	6
Muster	90	412	4.6	24	6
Harbaugh	70	336	4.8	20	2
Green	61	217	3.6	18	3
Rouse	27	74	2.7	10	0
Gentry	9	56	6.4	17	0
Bailey	15	43	2.9	11	1
Lewis	15	36	2.4	9	0
Morgan	3	18	6.0	13	0
Willis	2	5	3.0	8	0
<b>BEARS</b>	<b>502</b>	<b>1949</b>	<b>3.9</b>	<b>42t</b>	<b>18</b>
<b>OPPONENTS</b>	<b>389</b>	<b>1580</b>	<b>4.1</b>	<b>64t</b>	<b>9</b>

<b>RECEIVING</b>	<b>No</b>	<b>Yds</b>	<b>Avg</b>	<b>Lg</b>	<b>TD</b>
Davis	61	945	15.5	75t	6
Waddle	55	599	10.9	37t	3
Anderson	47	368	7.8	26t	3
Muster	35	287	8.2	21	1
Thornton	17	278	16.4	33	1
Gentry	16	149	9.3	18	0
Rouse	15	93	6.2	14	0
Morgan	13	211	16.2	84t	2
Morris	8	147	18.4	33	0
Jennings	8	109	13.6	19	0
Green	6	54	9.0	15	0
Eso	3	36	12.0	22	0
Kozlowski	2	16	8.0	11	0
<b>BEARS</b>	<b>286</b>	<b>3292</b>	<b>11.5</b>	<b>84t</b>	<b>16</b>
<b>OPPONENTS</b>	<b>286</b>	<b>3184</b>	<b>11.1</b>	<b>77t</b>	<b>19</b>

<b>PUNTING</b>	<b>No</b>	<b>Yds</b>	<b>Avg</b>	<b>Net</b>	<b>TB</b>	<b>In</b>	<b>Lg</b>	<b>B</b>
Butler	69	2814	40.8	35.0	8	13	64	1
<b>BEARS</b>	<b>70</b>	<b>2814</b>	<b>40.2</b>	<b>35.0</b>	<b>8</b>	<b>13</b>	<b>64</b>	<b>1</b>
<b>OPPONENTS</b>	<b>81</b>	<b>3343</b>	<b>41.3</b>	<b>35.8</b>	<b>5</b>	<b>26</b>	<b>61</b>	<b>0</b>

<b>INTS</b>	<b>No</b>	<b>Yds</b>	<b>Avg</b>	<b>Lg</b>	<b>TD</b>
Stinson	4	69	17.3	34t	1
Paul	3	21	7.0	10	0
Carner	2	54	27.0	39	0
Tate	2	35	17.5	28	0
Woodford	2	21	10.5	16	0
Gayle	1	11	11.0	11	0
Mangum	1	5	5.0	5	0
Morrissey	1	5	5.0	5	0
Dent	1	4	4.0	4	0
<b>BEARS</b>	<b>17</b>	<b>225</b>	<b>13.2</b>	<b>39</b>	<b>1</b>
<b>OPPONENTS</b>	<b>17</b>	<b>145</b>	<b>8.5</b>	<b>23</b>	<b>0</b>

<b>KO RETURNS</b>	<b>No</b>	<b>Yds</b>	<b>Avg</b>	<b>Lg</b>	<b>TD</b>
Bailey	16	311	19.4	31	0
Gentry	13	227	17.5	27	0
Morgan	4	69	17.3	29	0
Green	4	69	17.3	29	0
Lewis	2	13	6.5	13	0
Rouse	2	10	5.0	10	0
<b>BEARS</b>	<b>45</b>	<b>763</b>	<b>17.0</b>	<b>31</b>	<b>0</b>
<b>OPPONENTS</b>	<b>58</b>	<b>1134</b>	<b>19.6</b>	<b>47</b>	<b>0</b>

PUNT RET.	Ret	FC	Yds	Avg	Lg	TD
Bailey	36	11	281	7.8	37	0
Waddle	5	3	31	6.2	11	0
Green	3	1	9	3.0	8	0
Morgan	3	0	19	6.3	11	0
BEARS	47	15	340	7.2	37	0
OPPONENTS	28	12	205	7.3	16	0

<b>FGs</b>	<b>1-19</b>	<b>20-29</b>	<b>30-39</b>	<b>40-49</b>	<b>50+</b>
Butler	1/1	9/11	3/5	5/9	1/3
<b>BEARS</b>	<b>1/1</b>	<b>9/11</b>	<b>3/5</b>	<b>5/9</b>	<b>1/3</b>
<b>OPPONENTS</b>	<b>1/1</b>	<b>9/11</b>	<b>2/9</b>	<b>3/7</b>	<b>2/3</b>
Butler (27N, 22G) ( ) (46G, 20G) (33G, 45N, 44G)					
(28G, 42G) ( ) (22G, 46N) (34G, 48G, 51N) (21G, 25G, 43N) (50G, 41G, 35N) (21G) (32G, 19G, 24N, 50N) (27G, 22G, 37N) ( ) (41N) ( )					
<b>OPPONENTS</b> (26G, 24G) (31G, 49N, 36G) (43N, 35G, 35N) (19G, 37N, 34G, 28N) (49N) (47G, 54N, 23G) ( ) (60G) (31G) (20G) (47G) (35G, 22G, 27G) (21G, 50G, 37G) (25G, 25G, 49N) ( ) (41G)					

<b>DEFENSE</b>	<b>(Top 10)</b>	<b>T</b>	<b>S</b>	<b>A</b>	<b>FF</b>	<b>FR</b>	<b>PD</b>	<b>Sa</b>	<b>Int</b>
Singletary	124	53	71	0	0	0	0	0	0
Morrissey	96	45	51	0	0	4	0	0	1
McMichael	94	48	46	2	2	4	9	0	0
Carner	93	41	52	1	1	12	0	2	2
Roper	90	47	43	0	0	8	8	0	0
Dent	84	50	34	0	1	7	10	5	1
Perry	80	49	31	3	0	1	5	5	0
Woodford	77	52	25	0	1	19	1	2	2
Paul	75	32	43	0	0	6	0	3	3
Mangum	68	45	19	1	1	7	1	1	1
<b>SACKS:</b> Dent 10 S, McMichael 9 O, Roper 8 O, Perry 5 S, Armstrong 1 S, Ryan 1 S, Cox 1 O, Woodford 1 O, Mangum 1 O, Williams 1 O									
<b>TEAM 40.0, OPPONENTS 26.0</b>									

## USUAL STARTERS

<b>Offense</b>	<b>Defense</b>
WR ...Wendell Davis	RE ...Richard Dent
LT ...John Wojciechowski	RT ...William Perry
LG ...Mark Bortz	LT ...Steve McMichael
C ...Jay Hilgenberg	LE ...Trace Armstrong
RG ...Tom Thayer	WLB ...John Roper
RT ...Keith Van Horn	MLB ...Mike Singletary
TE ...Jim Thornton	SLB ...Jim Morrissey
WR ...Tom Waddle	RCB ...Lemuel Stinson
QB ...Jim Harbaugh	LCB ...Donnell Woolford
RB ...Neal Anderson	SS ...Shaun Gayle
FB ...Brad Muster	FS ...Mark Carrier

## RANKINGS

<b>Team Stats</b>	<b>Bears</b>	<b>Avg</b>	<b>Rank</b>
Total Yards	5069	316.8	11
Rushing Yards	1949	121.8	9
Passing Yards	3120	195.0	13
Points Scored	299	18.7	11
<b>Opp</b>	<b>Avg</b>	<b>Rank</b>	
Total Yards	4507	281.7	4
Rushing Yards	1580	98.8	10
Passing Yards	2927	182.9	81
Points Scored	269	16.8	11



## 1992 CHICAGO BEARS STATISTICS

Record: 5-11, .313

T-3rd Place, NFC Central  
Head Coach: Mike Ditka

09/06	W	27-24	DETROIT	63,672
09/13	L	6-28	at New Orleans	68,591
09/21	L	14-27	N.Y. GIANTS	63,444
09/27	W	41-31	ATLANTA	63,528
10/04	L	20-21	at Minnesota	60,992
10/18	W	31-14	TAMPA BAY	61,412
10/25	W	30-10	at Green Bay	59,435
11/02	L	10-38	MINNESOTA	61,257
11/08	L	28-31	at CINCINNATI	56,120
11/15	L	17-20	at Tampa Bay	69,102
11/22	L	3-17	GREEN BAY	56,170
11/29	L	14-27	at Cleveland	73,578
12/07	L	7-24	at Houston	62,193
12/13	W	30-6	PITTSBURGH	52,904
12/20	L	3-16	at Detroit	72,777
12/27	L	14-27	at Dallas	63,101

<b>TOTAL FIRST DOWNS</b>	<b>282</b>	<b>274</b>
Rushing	101	109
Passing	157	144
Penalty	24	21
3rd Down Made/Att	72/198	69/194
3rd Down Pct.	36.4	35.6
4th Down Made/Att	5/16	9/20
4th Down Pct.	31.3	45.0
<b>POSSESSION AVG.</b>	<b>29:15</b>	<b>30:45</b>
<b>TOTAL NET YARDS</b>	<b>4941</b>	<b>4952</b>
Avg. Per Game	308.8	309.5
Total Plays	951	953
Avg. Per Play	5.2	5.2
<b>NET YARDS RUSHING</b>	<b>1871</b>	<b>1948</b>
Avg. Per Game	116.9	121.8
Total Rushes	427	468
<b>NET YARDS PASSING</b>	<b>3070</b>	<b>3004</b>
Avg. Per Game	191.9	193.8
Sacked/Yards Lost	45/264	43/286
Gross Yards	3334	3290
Att./Completions	479/266	442/261
Completion Pct.	55.5	59.0
Had Intercepted	24	14
<b>PUNTS/AVERAGE</b>	<b>79/42.9</b>	<b>70/40.4</b>
<b>NET PUNTING AVG.</b>	<b>79/36.2</b>	<b>70/35.2</b>
<b>PENALTIES/YARDS</b>	<b>93/776</b>	<b>90/780</b>
<b>FUMBLES/BALL LOST</b>	<b>23/10</b>	<b>34/16</b>
<b>TOUCHDOWNS</b>	<b>34</b>	<b>43</b>
Rushing	15	14
Passing	17	20
Returns	2	9

<b>PASSING</b>	<b>Att</b>	<b>Cmp</b>	<b>Yds</b>	<b>Cmp%</b>	<b>Yd/Att</b>	<b>TD</b>	<b>TO%</b>	<b>Int%</b>	<b>Lg</b>	<b>Sack/Lost</b>	<b>Rating</b>
Harbaugh	358	202	2468	56.4	6.94	13	3.6	12	3.4	831	31/167
Willis	92	54	716	58.7	7.78	4	4.3	8	3.7	681	10/58
Furrer	25	9	89	36.0	3.56	0	0.0	3	12.0	16	4/39
Gardocki	1	0	43	33.3	14.33	0	0.0	0	0.0	43	0/0
Muster	1	0	0	0.0	0.00	0	0.0	1	100.0	0	0/0
<b>BEARS</b>	<b>479</b>	<b>266</b>	<b>3334</b>	<b>55.5</b>	<b>6.96</b>	<b>17</b>	<b>3.5</b>	<b>24</b>	<b>5.0</b>	<b>831</b>	<b>45/264</b>
<b>OPPONENTS</b>	<b>442</b>	<b>261</b>	<b>3290</b>	<b>59.0</b>	<b>7.44</b>	<b>20</b>	<b>4.5</b>	<b>14</b>	<b>3.2</b>	<b>721</b>	<b>43/286</b>

<b>Score by Period</b>	<b>1</b>	<b>2</b>	<b>3</b>	<b>4</b>	<b>OT</b>	<b>Tot</b>
BEARS	57	98	51	89	0	295
OPPONENTS	58	83	93	124	3	361

SCORING	TDs:Ru-Pa-R	K-PAT	FG	2pt	Pts			
Butler	0	0	0	34/34	19/26	0	91	
Anderson	11	5	6	0	0	66		
Lewis	5	4	0	1	0	30		
Muster	5	3	2	0	0	30		
Waddle	4	0	4	0	0	24		
Davis	2	0	2	0	0	12		
Green	2	2	0	0	0	12		
Morgan	2	0	2	0	0	12		
Harbaugh	1	1	0	0	0	6		
Jennings	1	0	1	0	0	6		
Zonich	1	0	0	1	0	6		
BEARS	34	15	17	2	34/34	19/26	0	295
OPPONENTS	43	14	20	9	43/43	20/25	0	269

<b>RUSHING</b>	<b>No</b>	<b>Yds</b>	<b>Avg</b>	<b>Lg</b>	<b>TD</b>
Anderson	156	582	3.7	491	5
Muster	98	414	4.2	35	3
Lewis	90	382	4.2	33	4
Harbaugh	47	272	5.8	17	1
Green	23	107	4.7	18	2
Morgan	3	68	22.7	35	0
Davis	4	42	10.5	21	0
Gentry	5	2	0.4	3	0
Willis	1	2	2.0	2	0
<b>BEARS</b>	<b>427</b>	<b>1871</b>	<b>4.4</b>	<b>491</b>	<b>15</b>
<b>OPPONENTS</b>	<b>468</b>	<b>1948</b>	<b>4.2</b>	<b>44</b>	<b>14</b>

<b>RECEIVING</b>	<b>No</b>	<b>Yds</b>	<b>Avg</b>	<b>Lg</b>	<b>TD</b>
Davis	54	734	13.6	40	2
Waddle	46	674	14.7	681	4
Anderson	42	399	9.5	301	6
Muster	34	389	11.4	441	2
Jennings	23	264	11.5	23	1
Lewis	18	175	9.7	30	0
Morgan	14	323	23.1	831	2
Gentry	12	114	9.5	18	0
Green	7	85	12.1	43	0
Wright	5	56	11.2	24	0
Blackwell	5	54	10.8	18	0
Morrissey	4	44	11.0	26	0
Wagner	1	16	16.0	16	0
Kozlowski	1	7	7.0	7	0
<b>BEARS</b>	<b>266</b>	<b>3334</b>	<b>12.5</b>	<b>831</b>	<b>17</b>
<b>OPPONENTS</b>	<b>261</b>	<b>3290</b>	<b>12.6</b>	<b>721</b>	<b>20</b>

<b>PUNTING</b>	<b>No</b>	<b>Yds</b>	<b>Avg</b>	<b>Net</b>	<b>TB</b>	<b>In</b>	<b>Lg</b>	<b>B</b>
Gardocki	79	3393	42.9	36.2	9	19	61	0
<b>BEARS</b>	<b>79</b>	<b>3393</b>	<b>42.9</b>	<b>36.2</b>	<b>9</b>	<b>19</b>	<b>61</b>	<b>0</b>
<b>OPPONENTS</b>	<b>70</b>	<b>2840</b>	<b>40.6</b>	<b>35.2</b>	<b>10</b>	<b>18</b>	<b>61</b>	<b>1</b>

<b>INTS</b>	<b>No</b>	<b>Yds</b>	<b>Avg</b>	<b>Lg</b>	<b>TD</b>
Woodford	7	67	9.6	32	0
Stinson	2	43	23.0	46	0
Gayle	2	39	19.5	30	0
Morrissey	1	22	22.0	22	0
Paul	1	10	10.0	10	0
Singletary	1	4	4.0	4	0
<b>BEARS</b>	<b>14</b>	<b>188</b>	<b>13.4</b>	<b>46</b>	<b>0</b>
<b>OPPONENTS</b>	<b>24</b>	<b>612</b>	<b>25.5</b>	<b>921</b>	<b>6</b>

<b>KO RETURNS</b>	<b>No</b>	<b>Yds</b>	<b>Avg</b>	<b>Lg</b>	<b>TD</b>
Lewis	23	511	22.2	971	1
Gentry	16	330	20.6	66	0
Green	11	224	20.4	29	0
Morgan	4	71	17.8	30	0
Leeuwenburg	1	7	7.0	7	0
Rivera	1	0	0.0	0	0
<b>BEARS</b>	<b>56</b>	<b>1143</b>	<b>20.4</b>	<b>971</b>	<b>1</b>
<b>OPPONENTS</b>	<b>50</b>	<b>1027</b>	<b>20.5</b>	<b>55</b>	<b>0</b>

<b>PUNT RET.</b>	<b>Ret</b>	<b>FC</b>	<b>Yds</b>	<b>Avg</b>	<b>Lg</b>	<b>TD</b>
Woodford	12	3	127	10.6	36	0
Waddle	8	10	28	3.5	13	0
Morgan	3	1	21	7.0	13	0
<b>BEARS</b>	<b>23</b>	<b>14</b>	<b>176</b>	<b>7.7</b>	<b>36</b>	<b>0</b>
<b>OPPONENTS</b>	<b>38</b>	<b>15</b>	<b>351</b>	<b>9.2</b>	<b>175</b>	<b>1</b>

<b>FGs</b>	<b>1-19</b>	<b>20-29</b>	<b>30-39</b>	<b>40-49</b>	<b>50+</b>
Butler	1/1	8/8	9/10	0/4	1/3
<b>BEARS</b>	<b>1/1</b>	<b>8/8</b>	<b>9/10</b>	<b>0/4</b>	<b>1/3</b>
<b>OPPONENTS</b>	<b>1/1</b>	<b>4/6</b>	<b>11/11</b>	<b>3/5</b>	<b>1/2</b>
Butler:(34G, 41N, 38G) (39G, 30G, 37N) ( ) (20G, 21G) (50G, 37G) (55N, 26G) (18G, 30G, 21G) (28G) (47N, 52N) (45N, 27G, 44N) (36G) ( ) ( ) (37G, 26G, 38G) (24G) ( )					
<b>OPPONENTS</b>	<b>(38G) (42N) (50N, 31G, 32G) (46G) ( ) ( ) (51G, 28N) (28G) (36G) (31G, 40G) (39G) (27G, 43G, 42N) (19G) (38G, 38G) (22G, 38G, 30G) (28N, 21G, 34G)</b>				

<b>DEFENSE</b>	<b>(Top 10)</b>	<b>T</b>	<b>S</b>	<b>A</b>	<b>FF</b>	<b>FR</b>	<b>PD</b>	<b>Sa</b>	<b>Int</b>
Singletary	135	65	70	2	0	4	1	1	1
Morrissey	115	56	59	0	0	4	1	1	1
Gayle	100	48	52	0	3	6	0	2	2
Woodford	94	69	25	2	0	27	0	7	7
Roper	94	54	40	0	0	2	2	5	0
McMichael	89	49	40	4	2	2	10	5	0
Carrier	89	43	46	1	2	10	0	0	0
Dent	82	46	36	6	1	3	8	5	0
Armstrong	75	40	35	1	1	0	6	5	0
Cox	56	23	33	1	1	0	1	0	0

<b>SACKS:</b>	<b>McMichael 10.5, Dent 8.5, Armstrong 6.5, Spellman 4.0, Ryan 3.0, Roper 2.5, Perry 2.0, Zonich 2.0, Cox 1.0, Morrissey 1.0, Rivera 1.0, Singletary 1.0</b>
<b>TEAM 43.0, OPPONENTS 45.0</b>	

## USUAL STARTERS

<b>Offense</b>	<b>Defense</b>
WR ...Wendell Davis	RE ...Richard Dent
LT ...Troy Auzenne	RT ...William Perry
LG ...Mark Bortz	LT ...Steve McMichael
C ...Jerry Fontenot	LE ...Trace Armstrong
RG ...Tom Thayer	WLB ...John Roper
RT ...Keith Van Horne	MLB ...Mike Singletary
TE ...Keith Jennings	SLB ...Jim Morrissey
WR ...Tom Waddle	RCB ...Lemuel Stinson
QB ...Jim Harbaugh	LCB ...Donnell Woolford
RB ...Neal Anderson	SS ...Shaun Gayle
FB ...Brad Muster	FS ...Mark Carrier

## RANKINGS

<b>Team Stats</b>	<b>Bears</b>	<b>Avg</b>	<b>Rank</b>
Total Yards	4941	308.8	.8
Rushing Yards	1871	116.9	.10
Passing Yards	3070	191.9	.14
Points Scored	295	18.4	...
<b>Opp</b>	<b>Avg</b>	<b>Rank</b>	
Total Yards	4952	309.5	.17
Rushing Yards	1948	121.8	.21
Passing Yards	3004	187.8	.15
Points Scored	361	22.6	...

## 1993 CHICAGO BEARS STATISTICS

Record: 7-9, .438

4th Place, NFC Central

Head Coach: Dave Wannstedt

09/05	L	20-26	N.Y. GIANTS	66,900
09/12	L	7-10	at Minnesota	56,285
09/26	W	47-17	TAMPA BAY	58,239
10/03	W	6-0	ATLANTA	57,441
10/10	W	17-6	at Philadelphia	63,601
10/25	L	12-19	MINNESOTA	64,677
10/31	L	3-17	at Green Bay	58,945
11/07	L	14-16	L.A. RAIDERS	59,750
11/14	W	16-13	at San Diego	58,459
11/21	W	19-17	at Kansas City	76,872
11/25	W	10-6	at Detroit	76,699
12/05	W	30-17	GREEN BAY	62,236
12/12	L	10-13	at Tampa Bay	56,667
12/18	L	3-13	DENVER	53,056
12/26	L	14-20	DETROIT	43,443
01/02	L	6-20	at L.A. Rams	39,147

<b>TOTAL FIRST DOWNS</b>	<b>226</b>	<b>290</b>
Rushing	98	112
Passing	113	163
Penalty	15	15
3rd Down: Made/Att	73/211	80/214
3rd Down Pct.	34.6	37.4
4th Down: Made/Att	4/14	6/15
4th Down Pct.	28.6	40.0
<b>POSSESSION AVG.</b>	<b>28:36</b>	<b>31:24</b>
<b>TOTAL NET YARDS</b>	<b>3717</b>	<b>4653</b>
Avg. Per Game	232.3	290.8
Total Plays	913	1026
Avg. Per Play	4.1	4.5
<b>NET YARDS RUSHING</b>	<b>1677</b>	<b>1835</b>
Avg. Per Game	104.8	114.7
Total Rushes	477	476
<b>NET YARDS PASSING</b>	<b>2040</b>	<b>2818</b>
Avg. Per Game	127.5	176.1
Sacked/Yards Lost	48/230	46/287
Gross Yards	2270	3105
Att./Completions	388/230	504/306
Completion Pct.	59.3	60.7
Had Intercepted	16	18
<b>PUNTS/AVERAGE</b>	<b>80/38.5</b>	<b>78/41.4</b>
<b>NET PUNTING AVG.</b>	<b>80/36.6</b>	<b>78/36.2</b>
<b>PENALTIES/YARDS</b>	<b>66/587</b>	<b>91/783</b>
<b>FUMBLES/BALL LOST</b>	<b>29/14</b>	<b>24/12</b>
<b>TOUCHDOWNS</b>	<b>22</b>	<b>22</b>
Rushing	10	9
Passing	7	12
Returns	5	1

Score by Period	1	2	3	4	OT	Tot
BEARS	37	85	56	56	0	234
OPPONENTS	45	83	38	64	0	230

SCORING	TDs: Ru-Pa-R	K-PAT	FG	2pt	Pts
Butler	0	0	0	0	21/22 27/36 0 102
Anderson	4	4	0	0	0 66
Harbaugh	4	4	0	0	0 24
Obee	3	0	3	0	0 18
Baker	2	0	0	2	0 12
Conway	2	0	2	0	0 12
Worley LG	2	2	0	0	0 12
Worley TM	2	2	0	0	0 12
Carnier	1	0	0	1	0 6
Jones	1	0	0	1	0 6
Lincoln	1	0	0	1	0 6
Waddle	1	0	1	0	0 6
Wright	1	0	1	0	0 6
BEARS	22	10	7	5	21/22 27/36 0 234
OPPONENTS	22	9	12	1	20/22 26/34 0 230

RUSHING	No	Yds	Avg	Lg	TD
Anderson	202	646	3.2	45	4
Worley LG	120	470	3.9	28	2
Worley TM	110	437	4.0	28	2
Harbaugh	60	277	4.6	25	4
Heyward	68	206	3.0	11	0
Conway	5	44	8.8	18	0
Green	15	29	1.9	10	0
Christian	8	19	2.4	12	0
Lewis	7	13	1.9	3	0
Willis	2	6	3.0	6	0
BEARS	477	1677	3.5	45	10
OPPONENTS	476	1835	3.9	261	9

RECEIVING	No	Yds	Avg	Lg	TD
Waddle	44	552	12.5	38	1
Anderson	31	160	5.2	35	0
Obee	26	351	13.5	48	3
Conway	19	231	12.2	38	2
Christian	16	160	10.0	36	0
Heyward	16	132	8.3	20	0
Jennings	14	150	10.7	29	0
Green	13	63	4.8	9	0
Davis	12	132	11.0	17	0
Worley LG	11	62	5.6	15	0
Worley TM	8	49	6.1	15	0
Gedney	10	98	9.8	24	0
Wright	9	93	10.3	25	1
Whitaker	6	53	8.8	18	0
Lewis	4	26	6.5	18	0
Banks LG	2	45	22.5	26	0
Banks TM	1	19	19.0	19	0
Harbaugh	1	1	1.0	1	0
BEARS	230	2270	9.9	48	7
OPPONENTS	306	3105	10.1	67	12

PUNTING	No	Yds	Avg	Net	TB	In	Lg	B
Gardocki	80	3080	38.5	36.6	2	28	58	0
BEARS	80	3080	38.5	36.6	2	28	58	0
OPPONENTS	78	3231	41.4	36.2	6	22	75	1

INTS	No	Yds	Avg	Lg	TD
Carnier	4	94	23.5	34	1
Jones	4	52	13.0	22	0
Lincoln	3	109	36.3	80	1
Woolford	2	18	9.0	18	0
Blaylock	2	3	1.5	3	0
Dent	1	24	24.0	24	0
Mangum	1	0	0.0	0	0
McMichael	1	0	0.0	0	0
BEARS	18	300	16.7	86	2
OPPONENTS	16	105	6.6	25	1

KO RETURNS	No	Yds	Avg	Lg	TD
Conway	21	452	21.4	55	0
Green	9	141	15.7	30	0
Obee	9	159	17.7	34	0
Worley LG	6	121	20.2	26	0
Worley TM	2	36	18.0	24	0
A. Fontenot	1	8	8.0	8	0
Heyward	1	12	12.0	12	0
Mangum	1	0	0.0	0	0
Ryan	1	5	5.0	5	0
BEARS	45	811	18.0	55	0
OPPONENTS	53	918	17.3	35	0

PUNT RET.	Ret	FC	Yds	Avg	Lg	TD
Obee	35	20	289	8.3	28	0
BEARS	35	20	289	8.3	28	0
OPPONENTS	22	38	115	5.2	34	0

FGs	1-19	20-29	30-39	40-49	50+
Butler	0/0	7/8	12/13	3/7	5/8
BEARS	0/0	7/8	12/13	3/7	5/8
OPPONENTS	1/1	15/15	7/9	3/8	0/1

Wills	2	6	3.0	6	0
BEARS	477	1677	3.5	45	10

DEFENSE	(Top 10)	T	S	A	FF	FR	PD	Sa	Int
Jones	189	117	72	1	2	11	1	4	
Gayle	124	79	45	2	0	2	1	0	
Zorich	121	63	58	1	2	1	7	0	
Cain	108	63	45	1	0	5	0	0	
Woolford	101	86	15	0	0	22	0	2	
Carnier	91	47	44	1	0	7	0	4	
V. Smith	83	49	34	0	0	3	0	0	
McMichael	78	50	28	0	2	5	6	1	
Dent	64	43	21	1	0	3	12	5	1
Douglass	52	39	23	0	0	4	0	0	

RECEIVING	No	Yds	Avg	Lg	TD
Wardle	44	552	12.5	38	1

Willis	31	332	12.0	35	1
Anderson	31	160	5.2	35	0
Debo	26	351	13.5	48	2

## USUAL STARTERS

Offense	Defense
WR ...Tom Waddle	RE ...Richard Dent
LT ...Troy Auzenne	RT ...Chris Zorich
LG ...Mark Bortz	LT ...Steve McMichael
C ...Jerry Fontenot	LE ...Trace Armstrong
RG ...John Wojciechowski	WLB ...Vinson Smith
RT ...Jay Leeuwenburg	MLB ...Dante Jones
TE ...Keith Jennings	SLB ...Joe Cain
WR ...Curtis Conway	RCB ...Anthony Blaylock
QB ...Jim Harbaugh	LCB ...Donnell Woolford
RB ...Neal Anderson	SS ...Shaun Gayle
FB ...Craig Heyward	FS ...Mark Carrier

## RANKINGS

Team Stats	Bears	Avg	Rank
Total Yards	3717	232.3	28
Rushing Yards	1677	104.8	19
Passing Yards	2040	127.5	28
Points Scored	234	14.6	
	Opp	Avg	Rank
Total Yards	4653	290.8	4
Rushing Yards	1835	114.7	17
Passing Yards	2818	176.1	3
Points Scored	230	14.4	



## 1994 CHICAGO BEARS STATISTICS

Record: 9-7, .563

T-2nd Place, NFC Central  
Head Coach: Dave Wannstedt

09/04	W	21-9	TAMPA BAY	61,844
09/12	L	22-30	at Philadelphia	64,890
09/18	L	14-42	MINNESOTA	61,073
09/25	W	19-7	at N.Y. Jets	70,806
10/02	W	20-13	BUFFALO	62,406
10/09	W	17-7	NEW ORLEANS	63,822
10/23	L	16-21	at Detroit	73,574
10/31	L	6-33	GREEN BAY	47,381
11/06	W	20-6	at Tampa Bay	60,821
11/13	W	17-14	at Miami	64,871
11/20	W	20-10	DETROIT	55,035
11/27	W	19-16	at Arizona	65,922
12/01	L	27-33	at Minnesota	61,483
12/11	L	3-40	at Green Bay	57,927
12/18	W	27-13	L.A. RAMS	56,276
12/24	L	3-13	NEW ENGLAND	60,178
PLAYOFFS				
01/01	W	35-18	at Minnesota	60,347
01/07	L	15-44	at San Francisco	64,644

	Bears	Opp
TOTAL FIRST DOWNS	274	275
Rushing	88	100
Passing	165	163
Penalty	21	12
3rd Down Made/Att	97/232	81/218
3rd Down Pct	41.8	37.2
4th Down Made/Att	9/16	8/17
4th Down Pct	56.3	47.1
POSSESSION AVG.	31:37	28:23
TOTAL NET YARDS	4679	5009
Avg Per Game	292.4	313.1
Total Plays	1014	982
Avg Per Play	4.6	5.1
NET YARDS RUSHING	1588	1922
Avg Per Game	99.3	120.1
Total Rushes	487	432
NET YARDS PASSING	3091	3087
Avg Per Game	193.2	192.9
Sacked/Yards Lost	25/139	28/175
Gross Yards	3230	3262
Att./Completions	502/308	522/295
Completion Pct	61.4	56.5
Had Intercepted	16	12
PUNTS/AVERAGE	76/37.8	72/39.9
NET PUNTING AVG.	76/32.4	72/34.9
PENALTIES/YARDS	66/503	80/645
FUMBLES/BALL LOST	21/10	29/10
TOUCHDOWNS	30	31
Rushing	10	10
Passing	19	16
Returns	1	5

PASSING	Att	Cmp	Yds	Cmp%	Yd/Att	TD	2nd	Int	Int%	Lg	Sack/Lost	Rating
Walsh	343	208	2078	60.6	6.06	10	2.9	8	2.3	50	11/52	77.9
Kramer	158	99	1129	62.7	7.15	8	5.1	8	5.1	85t	14/87	79.9
Conway	1	1	23	100.0	23.00	1	100.0	0	0.0	23t	0/0	158.3
BEARS	502	308	3230	61.4	6.43	19	3.8	16	3.2	85t	25/139	79.4
OPPONENTS	522	295	3262	56.5	6.25	16	3.1	12	2.3	65t	28/175	75.9

Score by Period	1	2	3	4	OT	Tot
BEARS	40	61	61	106	3	271
OPPONENTS	44	116	67	74	6	307

SCORING	TDs	Ru-Pa	R	K-PAT	FG	2pt	Pts
Butler	0	0	0	0	24/24	21/29	0 87
Tillman	7	7	0	0	0	0	42
Graham	5	0	4	1	0	0	32
Gedney	3	0	3	0	0	0	18
Jennings	3	0	3	0	0	0	18
Conway	2	0	2	0	0	0	14
Green	2	0	2	0	0	0	12
Cook	1	0	1	0	0	0	6
Harris	1	1	0	0	0	0	6
Lewis	1	0	1	0	0	0	6
McMurtry	1	0	1	0	0	0	6
Waddle	1	0	1	0	0	0	6
Walsh	1	1	0	0	0	0	6
Wetnight	1	0	1	0	0	0	6
Worley	1	1	0	0	0	0	6
BEARS	30	10	19	1	24/24	21/29	0 271
OPPONENTS	31	10	16	5	25/26	30/41	0 307
2-PT Conversions: Conway, Graham, TEAM 2-6, OPPONENTS 3-4							

RUSHING	No	Yds	Avg	Lg	TD
Tillman	275	899	3.3	25t	7
Harris	123	464	3.8	13	1
Green	25	122	4.9	14	0
Conway	6	31	5.2	12	0
Christian	7	29	4.1	8	0
Hoge	6	24	4.0	8	0
Worley	9	17	1.9	4	1
Walsh	30	4	0.1	12	1
Kramer	6	-2	-0.3	2	0
BEARS	487	1588	3.3	25t	10
OPPONENTS	432	1922	4.4	90	10

RECEIVING	No	Yds	Avg	Lg	TD
Graham	58	944	13.9	76t	4
Conway	39	546	14.0	85t	2
Harris	39	236	6.1	18	0
Tillman	27	222	8.2	39	0
Waddle	25	244	9.8	22	1
Green	24	199	8.3	39t	2
Cook	21	212	10.1	34	1
Gedney	13	157	12.1	37t	3
Hoge	13	79	6.1	11	0
Wetnight	11	104	9.5	19	1
Jennings	11	75	6.8	23t	3
McMurtry	8	112	14.0	30	1
Primus	3	25	8.3	12	0
Christian	2	30	15.0	21	0
Lewis	2	13	6.5	8	1
Carter	1	24	24.0	24	0
Worley	1	8	8.0	8	0
BEARS	308	3230	10.5	85t	19
OPPONENTS	295	3262	11.1	65t	16

PUNTING	No	Yds	Avg	Net	TB	In	Lg	B
Gardocki	76	2871	37.8	32.4	9	23	57	0
BEARS	76	2871	37.8	32.4	9	23	57	0
OPPONENTS	72	2808	39.0	34.9	4	27	61	0

INTS	No	Yds	Avg	Lg	TD
Woodford	5	30	6.0	25	0
Gayle	2	33	16.5	33	0
Carrier	2	10	5.0	7	0
Spellman	1	31	31.0	31	0
Douglass	1	18	18.0	18	0
Lincoln	1	5	5.0	5	0
BEARS	12	127	10.6	33	0
OPPONENTS	16	335	20.9	81t	3

KO RETURNS	No	Yds	Avg	Lg	TD
Lewis	35	874	25.0	55	0
Conway	10	228	22.8	34	0
Carter	6	99	16.5	26	0
Green	6	77	12.8	16	0
Worley	4	52	13.0	25	0
Flanagan	2	26	13.0	14	0
Harris	1	18	18.0	18	0
Thierry	1	0	0.0	0	0
Woodford	1	28	28.0	28	0
BEARS	66	1402	21.2	55	0
OPPONENTS	65	1271	19.6	102t	1

PUNT RET.	Ret	FC	Yds	Avg	Lg	TD
Graham	15	5	140	9.3	61t	1
Conway	8	9	63	7.9	24	0
Waddle	3	3	8	2.7	6	0
Lewis	1	3	7	7.0	7	0
BEARS	27	20	218	8.1	61t	1
OPPONENTS	26	18	225	8.7	57	0

FGs	1-19	20-29	30-39	40-49	50+
Butler	1/1	7/7	6/9	5/8	2/4
BEARS	1/1	7/7	6/9	5/8	2/4
OPPONENTS	1/1	13/13	9/11	7/14	0/2
Butler: ( ) (54N) (44G, 42N, 30G) (50G, 20G) (46G, 36N) (46N, 22G) ( ) (18G, 37G) (51N, 40G) (28G, 23 G) (35G, 52G, 31G, 27G) (29G, 33G, 40N) (25G) (41G, 30G) (44G, 28B, 36N)					
OPPONENTS (31G, 49G, 30G, 54N) (41G, 29G, 33G) (43G, 24G) (47G, 41N) (28G, 30G) (50B, 36N) ( ) (30B) (33G, 47N, 38G) (29G, 33G, 45N) (29G, 43N) (49G, 22G, 47G) (45G, 41G, 29G, 38G) (39G, 24G, 20G, 29G) (18G, 42B, 21G) (29G, 22G, 46N)					

DEFENSE	T	S	A	FF	FR	PD	SA	Int
Cain	129	83	46	1	1	2	0	0
Jones	108	69	39	0	2	5	0	0
Carrier	107	59	48	1	0	7	0	2
Zorich	104	49	55	1	0	0	5.5	0
Gayle	97	67	30	3	1	8	0	2
Douglass	77	46	31	0	0	3	1.5	1
Woodford	65	54	11	1	0	21	0	5
A. Fontenot	62	37	25	1	0	2	4	0
Spellman	60	35	25	1	0	8	7	1
Armstrong	60	34	26	1	0	1	7.5	0
SACKS: Armstrong 7.5, Spellman 7.0, Zorich 5.5, A. Fontenot 4.0, Douglass 1.5, Epps 1.0, Smith 1.0, Mangum 0.5								
TEAM 28.0, OPPONENTS 25.0								

## USUAL STARTERS

Offense	Defense
WR ... Jeff Graham	RE ... Alonzo Spellman
LT ... Andy Heck	RT ... Chris Zorich
LG ... Mark Bortz	LT ... Fontenot/Simpson
C ... Jerry Fontenot	LE ... Trace Armstrong
RG ... Jay Leeuwenburg	WLB ... Vinson Smith
RT ... James Williams	MLB ... Dante Jones
TE ... Marv Cook	SLB ... Joe Cain
WR ... Curtis Conway	RCB ... Jeremy Lincoln
QB ... Steve Walsh	LCB ... Donnell Woolford
RB ... Lewis Tillman	SS ... Shaun Gayle
FB ... Raymont Harris	FS ... Mark Carrier

## RANKINGS

Team Stats	Bears	Avg	Rank
Total Yards	4679	292.4	23
Rushing Yards	1588	99.3	15
Passing Yards	3091	193.2	21
Points Scored	271	16.9	27

	Opp	Avg	Rank
Total Yards	5009	313.1	13
Rushing Yards	1922	120.1	13
Passing Yards	3087	192.9	5
Points Scored	307	19.2	27



## 1995 CHICAGO BEARS STATISTICS

Record: 9-7, .563

3rd Place, NFC Central

Head Coach: Dave Wannstedt

09/03	W	31-14	MINNESOTA	63,036
09/11	L	24-27	GREEN BAY	64,855
09/17	W	25-6	at Tampa Bay	71,507
09/24	L	28-34	at St. Louis	59,679
10/08	W	31-27	CAROLINA	59,668
10/15	W	30-27	at Jacksonville	72,020
10/22	W	35-32	HOUSTON	63,545
10/30	W	14-6	at Minnesota	61,238
11/05	L	34-37	at PITTSBURGH	61,838
11/12	L	28-35	at Green Bay	59,996
11/19	L	17-24	DETROIT	61,779
11/26	W	27-24	at N.Y. Giants	70,015
12/04	L	7-27	at Detroit	77,230
12/10	L	10-16	at Cincinnati	38,642
12/17	W	31-10	TAMPA BAY	49,475
12/24	W	20-14	PHILADELPHIA	52,391

		Bears	Opp
TOTAL FIRST DOWNS		340	316
Rushing		116	81
Passing		201	212
Penalty		23	23
3rd Down: Made/Att		88/207	101/217
3rd Down Pct.		42.5	46.5
4th Down: Made/Att		13/19	10/17
4th Down Pct.		68.4	58.8
POSSESSION AVG.		29.55	30.05
TOTAL NET YARDS		5673	5442
Avg. Per Game		354.6	340.1
Total Plays		1030	1035
Avg. Per Play		5.5	5.3
NET YARDS RUSHING		1930	1441
Avg. Per Game		120.6	90.1
Total Rushes		492	405
NET YARDS PASSING		3743	4001
Avg. Per Game		233.9	250.1
Sacked/Yards Lost		15/95	35/239
Gross Yards		3838	4240
Att./Completions		523/315	595/374
Completion Pct.		60.2	62.9
Had Intercepted		10	16
PUNTS/AVERAGE		58/37.4	62/37.3
NET PUNTING AVG.		58/30.9	62/31.8
PENALTIES/YARDS		71/601	104/821
FUMBLES/BALL LOST		26/16	25/13
TOUCHDOWNS		46	41
Rushing		15	9
Passing		29	27
Returns		2	5

PASSING	Att	Cmp	Yds	Cmp%	Yd/Att	TD	TD%	Int	Int%	Lg	Sack/Lost	Rating
Kramer	522	315	3838	60.3	7.35	29	5.6	10	1.9	76	15/95	93.5
Conway	1	0	0	0.0	0.0	0	0.0	0	0.0	0	0/0	39.6
BEARS	523	315	3838	60.2	7.34	29	5.5	10	1.9	76	15/95	93.4
OPPONENTS	595	374	4240	62.9	7.13	27	4.5	16	2.7	99	35/239	88.1

Score by Period	1	2	3	4	OT	Tot
BEARS	73	130	91	98	0	392
OPPONENTS	93	112	66	86	3	360

SCORING	TDs	Ru-Pa-R	K-PAT	FG	2pt	Pts
Butler	0	0	0	45/45	23/31	0 114
Conway	12	0	12	0	0	72
Salaam	10	10	0	0	0	60
Jennings	6	0	6	0	0	36
Graham	4	0	4	0	0	24
Green	3	3	0	0	0	18
Timmons	3	1	2	0	0	18
Flanigan	2	0	2	0	0	12
Wetnight	2	0	2	0	0	12
T. Carter	1	0	1	0	0	6
Kramer	1	1	0	0	0	6
Marshall	1	0	0	1	0	6
Minter	1	0	0	1	0	6
A. Fontenot	0	0	0	0	1	2

BEARS	46	15	29	2	45/45	23/31	1	392
OPPONENTS	41	9	27	5	40/40	24/29	0	360

2-Pt. Conversions: TEAM 0-1, OPPONENTS 1-1

RUSHING	No	Yds	Avg	Lg	TD
Salaam	296	1074	3.6	42	10
Green	107	570	5.3	38	3
Tillman	29	78	2.7	9	0
Conway	5	77	15.4	20	0
A. Johnson	6	30	5.0	11	0
Kramer	35	39	1.1	11	1
T. Carter	10	34	3.4	7	0
Timmons	3	28	9.3	16	1
Flanigan	1	0	0.0	0	0
BEARS	492	1930	3.9	42	15
OPPONENTS	405	1441	3.6	29	9

RECEIVING	No	Yds	Avg	Lg	TD
Graham	82	1301	15.9	51	4
Conway	62	1037	16.7	76	12
T. Carter	40	329	8.2	27	1
Green	26	246	9.5	28	0
Jennings	25	217	8.7	20	6
Timmons	24	259	10.8	36	2
Wetnight	24	193	8.0	22	2
A. Johnson	13	86	6.6	18	0
Salaam	7	56	8.0	18	0
Gedney	5	52	10.4	15	0
Faulkerson	2	22	11.0	12	0
Flanigan	2	6	3.0	4	2
R. Harris	1	4	4.0	4	0
BEARS	315	3838	12.2	76	29
OPPONENTS	374	4240	11.3	99	27

PUNTING	No	Yds	Avg	Net	TB	In	Lg	B
Sauerbrun	55	2080	37.8	31.1	6	16	61	0
O'Neill	3	89	29.7	26.7	0	0	39	0
BEARS	58	2169	37.4	30.9	6	16	61	0
OPPONENTS	62	2311	37.3	31.8	8	21	57	2

INTS	No	Yds	Avg	Lg	TD
Woodford	4	21	5.3	16	0
Miniefield	3	37	12.3	37	0
Joseph	2	31	15.5	31	0
Lincoln	1	32	32.0	32	0
M. Carter	2	20	10.0	15	0
Mangum	1	2	2.0	2	0
Minter	1	2	2.0	2	1
Cox	1	1	1.0	1	0
Marshall	1	0	0.0	0	0
BEARS	16	146	9.1	37	1
OPPONENTS	10	203	20.3	98	1

KO RETURNS	No	Yds	Avg	Lg	TD
N. Lewis	42	904	21.5	52	0
Timmons	18	420	23.3	51	0
T. Carter	3	24	8.0	9	0
Green	3	29	9.7	19	0
Lundy LG	3	39	13.0	17	0
Lundy TM	1	11	11.0	11	0
Primus	2	39	19.5	22	0
Tillman	1	20	20.0	20	0
Graham	1	12	12.0	12	0
BEARS	71	1459	20.5	52	0
OPPONENTS	72	1570	21.8	54	0

PUNT RET.	Ret	FC	Yds	Avg	Lg	TD
Graham	23	14	183	8.0	39	0
Lundy	1	0	-4	-4.0	4	0
BEARS	24	14	179	7.5	39	0
OPPONENTS	28	13	257	9.2	62	1

FGs	1-19	20-29	30-39	40-49	50+				
Butler	0/0	16/19	5/6	2/4	0/2				
BEARS	0/0	16/19	5/6	2/4	0/2				
OPPONENTS	0/0	7/7	6/6	10/14	1/2				
Butler:	(21G) (20G) (24G, 37G, 22G, 27G) ( ) (23G)								
(25G, 21G, 20G) (28G, 22G, 47G, 35G) ( ) (40G,									
27G, 44N) ( ) (39G, 25B, 52N) (27N, 34G, 37G)									
(53N) (27G) (28N, 23G) (40N, 27G, 28G, 37N)									
OPPONENTS:	( ) (32G, 38G) (43G, 40G) (45G, 25G)								
(21G, 49G) (47N, 49G, 40G, 54N) (46N, 39G) (22G,									
43G) (40G, 46G, 24G) ( ) (43B, 25G) (22G) (42G,									
36G) (28G, 37G, 39G, 42N) (50G) ( )									

DEFENSE	(Top 10)	T	S	A	FF	FR	PD	Sa	Int
M. Carter	158	97	61	2	1	10	0	2	
Cain	119	73	45	0	0	5	0	0	
Smith	111	72	29	1	1	3	4	0	
Carriger	103	63	40	0	1	15	0	0	
Minter	99	55	44	1	0	4	0	1	
Cox	84	46	38	0	0	5	0	1	
Zorich	79	38	41	1	1	0	1	0	
Flanigan	77	46	31	0	0	1	11	0	
Lincoln	73	61	12	0	0	12	1	1	
Miniefield	72	49	23	0	0	10	0	0	
SACKS:	Flanigan 11.0, Spellman 8.5, Smith 4.0,								
Thierry 4.0, A. Fontenot 2.5, Lincoln 1.0, Mangum									
1.0, Simpson 1.0, Zorich 1.0									
TEAM 35.0, OPPONENTS 15.0									

## USUAL STARTERS

Offense		Defense	
WR ... Jeff Graham		RE ... John Thierry	
LT ... Andy Heck		RT ... Chris Zorich	
LG ... Todd Perry		LT ... Jim Flanigan	
C ... Jerry Fontenot		LE ... Alonzo Spellman	
RG ... Jay Leeuwenburg		WLB ... Ron Cox	
RT ... James Williams		MLB ... Joe Cain	
TE ... Keith Jennings		SLB ... Vinson Smith	
WR ... Curtis Conway		RCB ... Jeremy Lincoln	
QB ... Erik Kramer		LCB ... Donnell Woodford	
RB ... Rashaan Salaam		SS ... Marty Carter	
FB ... Tony Carter		FS ... Mark Carrier	

## RANKINGS

Team Stats	Bears	Avg	Rank
Total Yards	5673	354.6	9
Rushing Yards	1930	120.6	9
Passing Yards	3743	233.9	12
Points Scored	392	24.5	
	Opp	Avg	Rank
Total Yards	3442	340.1	19
Rushing Yards	1441	90.1	15
Passing Yards	4001	250.1	271
Points Scored	360	22.5	



## 1996 CHICAGO BEARS STATISTICS

Record: 7-9, .438

3rd Place, NFC Central  
Head Coach: Dave Wannstedt

09/02	W	22-6	DALLAS	63,076
09/08	L	3-10	at Washington	52,711
09/15	L	14-20	MINNESOTA	61,301
09/22	L	16-35	at Detroit	70,022
09/29	W	19-17	OAKLAND	57,052
10/06	L	6-37	GREEN BAY	65,480
10/13	L	24-27	at New Orleans	43,512
10/28	W	15-13	at Minnesota	58,143
11/03	W	13-10	TAMPA BAY	58,727
11/10	L	12-17	at Denver	75,555
11/17	L	10-14	at Kansas City	76,762
11/24	W	31-14	DETROIT	55,864
12/01	L	17-28	at Green Bay	59,682
12/08	W	35-9	ST. LOUIS	45,075
12/14	W	27-14	SAN DIEGO	45,763
12/22	L	19-34	at Tampa Bay	51,572

Score by Period	1	2	3	4	OT	Tot
BEARS	70	89	57	67	0	283
OPPONENTS	48	140	62	55	0	305

SCORING	TDs	Rs	Pa	R	K	PAT	FG	2pt	Pts
Jaeger	0	0	0	0	23/23	19/23	0	80	
Conway	7	0	7	0			0	42	
Engram	6	0	6	0			0	36	
R. Harris	5	4	1	0			0	30	
Salaam	4	3	1	0			0	24	
Huerta TM	0	0	0	0	3/3	4/7	0	15	
Cox	1	0	0	1			0	6	
Faulkerson	1	0	1	0			0	6	
Flanigan	1	0	1	0			0	6	
Krieg	1	1	0	0			0	6	
Lowery	1	0	0	1			0	6	
Matthews	1	1	0	0			0	6	
Spears	1	0	1	0			0	6	
Weight	1	0	1	0			0	6	
Woelford	1	0	0	1			0	6	

BEARS	31	9	19	3	26/26	23/30	1	283
OPPONENTS	37	13	21	3	35/36	16/23	0	305

2-Pt. Conversions: TEAM 0-5, OPPONENTS 0-1

	Bears	Opp
TOTAL FIRST DOWNS	300	295
Rushing	104	87
Passing	176	183
Penalty	20	25
3rd Down Made/Att	78/231	79/206
3rd Down Pct.	33.8	38.3
4th Down Made/Att	20/28	9/14
4th Down Pct.	71.4	57.1
POSSESSION AVG.	30:51	29:09
TOTAL NET YARDS	4905	4884
Avg. Per Game	306.6	305.3
Total Plays	1046	981
Avg. Per Play	4.7	5.0
NET YARDS RUSHING	1720	1617
Avg. Per Game	107.5	101.1
Total Rushes	472	427
NET YARDS PASSING	3185	3267
Avg. Per Game	199.1	204.2
Sacked/Yards Lost	23/165	30/209
Gross Yards	3350	3476
Att./Completions	551/318	524/314
Completion Pct.	57.7	59.9
Had Intercepted	18	17
PUNTS/AVERAGE	78/44.8	76/40.1
NET PUNTING AVG.	78/34.9	76/34.0
PENALTIES/YARDS	103/808	113/849
FUMBLES/BALL LOST	25/9	29/11
TOUCHDOWNS	31	37
Rushing	9	13
Passing	19	21
Returns	3	3

RUSHING	No	Yds	Avg	Lg	TD
R. Harris	194	748	3.9	23	4
Salaam	143	496	3.5	32	3
Green	60	249	4.2	19	0
Hicks	27	92	3.4	23	0
Conway	8	50	6.3	19	0
T. Carter	11	43	3.9	23	0
Timmons	3	21	7.0	13	0
Krieg	16	12	0.8	2	1
Kramer	6	4	0.5	3	0
Sauerbrun	1	3	3.0	3	0
Matthews	1	2	2.0	2	1
BEARS	472	1720	3.6	32	9
OPPONENTS	427	1617	3.8	63	13

RECEIVING	No	Yds	Avg	Lg	TD
Conway	81	1049	13.0	58	7
Timmons	62	802	12.9	49	0
T. Carter	41	233	5.7	29	0
Engram	33	389	11.8	24	6
R. Harris	32	296	9.3	47	1
Wetnight	21	223	10.6	38	1
Green	13	78	6.0	18	0
Neely	9	92	10.2	21	0
Salaam	7	44	6.3	11	1
Jennings	6	56	9.3	20	0
Cash	4	42	10.5	14	0
Ja Jackson	4	39	9.8	14	0
Krieg	1	5	5.0	5	0
Faulkerson	1	1	1.0	1	1
Flanigan	1	1	1.0	1	1
Spears	1	1	1.0	1	1
Hicks	1	-1	-1.0	-1	0
BEARS	318	3350	10.5	58	19
OPPONENTS	314	3476	11.1	62	21

PASSING	Att	Cmp	Yds	Cmp%	Yd/Att	TD	TD%	Int	Int%	Lg	Sack/Lost	Rating
Krieg	377	226	2278	59.9	6.04	14	3.7	12	3.2	53	14/104	76.3
Kramer	150	73	781	48.7	5.21	3	2.0	6	4.0	58	7/53	54.3
Matthews	17	13	158	76.5	9.29	1	5.9	0	0.0	26	1/3	124.1
Stensrud	4	3	37	75.0	9.25	0	0.0	0	0.0	28	1/5	103.1
Sauerbrun	2	2	63	100.0	31.50	0	0.0	0	0.0	47	0/0	118.8
Conway	1	1	33	100.0	33.00	1	100.0	0	0.0	33	0/0	158.3
BEARS	551	318	3350	57.7	6.08	19	3.4	18	3.3	58	23/165	73.4
OPPONENTS	524	314	3476	59.9	6.63	21	4.0	17	3.2	62	30/209	79.5

PUNTING	No	Yds	Avg	Net	TB	In	Lg	B
Sauerbrun	75	3491	44.8	34.9	12	15	72	0
BEARS	75	3491	44.8	34.9	12	15	72	0
OPPONENTS	73	3047	40.1	34.0	9	25	60	1

INTS	No	Yds	Avg	Lg	TD
Woodford	6	37	6.2	28	1
M. Carter	3	34	11.3	29	0
Marshall	2	20	10.0	20	0
Carrier	2	0	0.0	0	0
W. Harris	2	0	0.0	0	0
Burton	1	11	11.0	11	0
Minter	1	5	5.0	5	0
BEARS	17	107	6.3	29	1
OPPONENTS	18	94	5.2	27	0

KO RETURNS	No	Yds	Avg	Lg	TD
Ja Jackson	27	619	22.9	60	0
Engram	25	580	23.2	45	0
Faulkerson	4	63	15.8	20	0
Marshall	0	75	---	75	0
BEARS	56	1337	23.9	88	0
OPPONENTS	52	1115	21.4	90	1

PUNT RET.	Ret	FC	Yds	Avg	Lg	TD
Engram	31	19	282	9.1	34	0
BEARS	31	19	282	9.1	34	0
OPPONENTS	42	12	527	12.5	88	2

FGs	1-19	20-29	30-39	40-49	50+
Jaeger	0/0	4/4	3/4	12/15	0/0
Huerta	0/0	0/0	3/5	1/2	0/0
BEARS	0/0	4/4	6/9	13/17	0/0
OPPONENTS	0/0	6/7	4/4	3/9	3/3
Huerta:(31G, 35N, 42G, 34G) (37G, 39N) (44N)					
Jaeger:( ) ( ) ( ) (48G) (44G, 24G, 40G, 30G) (40G, 41G) (28G, 32N) (44N, 46N, 41G, 44G) (27G, 47N, 23G) (35G, 48G) (49G) (42G) (34G) ( ) (45G, 40G) ( )					
OPPONENTS:(28G, 43N, 28G) (50G, 44N) (33G, 34G) ( ) (28G) (32G) (34G, 54G) (41G, 43G, 48G) (45G) (24G) ( ) ( ) (46N) (45N, 25G) (48N, 26N) (50G, 22G)					

DEFENSE	(Top 10)	T	S	A	FF	FR	PD	SA	Int
M. Carter	180	102	78	1	0	14	0	3	
Cain	124	68	56	3	0	1	1	0	
W. Harris	113	93	20	2	2	18	0	2	
Minter	106	56	50	1	0	4	1	5	1
Cox	99	55	43	1	3	2	3	0	
Smith	89	48	41	0	2	1	1	0	
Woodford	78	63	15	0	0	20	0	6	
Spellman	78	46	32	3	0	2	8	0	
Flanigan	78	43	35	0	0	1	5	0	
Carrier	76	40	36	1	1	7	0	2	
SACKS: Spellman 8.0, Flanigan 5.0, A. Fontenot 4.5, Cox 3.0, Thierry 2.0, Minfield 1.5, Minter 1.5, Simpson 1.5, Cain 1.0, Mangum 1.0, Smith 1.0									
TEAM 30.0, OPPONENTS 23.0									

## USUAL STARTERS

Offense	Defense
WR ...Curtis Conway	RE ...Alonso Spellman
LT ...Andy Heck	RT ...Carl Simpson
LG ...Todd Perry	LT ...Jim Flanigan
C ...Jerry Fontenot	LE ...Albert Fontenot
RG ...Todd Burger	WLB ...Vinson Smith
RT ...James Williams	MLB ...Bryan Cox
TE ...Keith Jennings	SLB ...Joe Cain
WR ...Michael Timmons	RCB ...Walt Harris
QB ...Dave Krieg	LCB ...Donnell Woolford
RB ...Raymont Harris	SS ...Marty Carter
FB ...Tony Carter	FS ...Mark Carrier

## RANKINGS

Team Stats	Bears	Avg	Rank
Total Yards	4905	306.6	21
Rushing Yards	1720	107.5	16
Passing Yards	3185	199.1	19
Points Scored	283	17.7	
	Opp	Avg	Rank
Total Yards	4884	305.3	12
Rushing Yards	1617	101.1	11
Passing Yards	3267	204.2	14
Points Scored	305	19.1	

## 1997 CHICAGO BEARS STATISTICS

Record: 4-12, .250

5th Place, NFC Central  
Head Coach: Dave Wannstedt

09/01	L	24-38	at Green Bay	60,766
09/07	L	24-27	MINNESOTA	59,263
09/14	L	7-32	DETROIT	59,147
09/21	L	3-31	at New England	59,873
09/28	L	3-27	at Dallas	64,082
10/05	L	17-20	NEW ORLEANS	58,865
10/12	L	23-24	GREEN BAY	62,212
10/27	W	36-33	at Miami	73,156
11/02	L	8-31	WASHINGTON	53,032
11/09	L	22-29	at Minnesota	63,443
11/16	L	15-23	N.Y. JETS	45,842
11/23	W	13-7	TAMPA BAY	43,965
11/27	L	20-55	at Detroit	77,904
12/07	W	20-3	BUFFALO	39,784
12/14	W	13-10	at St. Louis	66,030
12/21	L	15-31	at Tampa Bay	70,930

	Bears	Opp
<b>TOTAL FIRST DOWNS</b>	<b>305</b>	<b>281</b>
Rushing	94	97
Passing	188	156
Penalty	23	28
3rd Down: Made/Att	91/253	60/189
3rd Down Pct.	36.0	31.7
4th Down: Made/Att	14/27	3/9
4th Down Pct.	51.9	33.3
<b>POSSESSION AVG.</b>	<b>33.08</b>	<b>26.52</b>
<b>TOTAL NET YARDS</b>	<b>4987</b>	<b>4888</b>
Avg. Per Game	311.7	305.5
Total Plays	1128	935
Avg. Per Play	4.4	5.2
<b>NET YARDS RUSHING</b>	<b>1746</b>	<b>1858</b>
Avg. Per Game	109.1	116.1
Total Rushes	490	421
<b>NET YARDS PASSING</b>	<b>3241</b>	<b>3030</b>
Avg. Per Game	202.6	189.4
Sacked/Yards Lost	43/260	38/259
Gross Yards	3501	3289
Att./Completions	595/336	476/273
Completion Pct.	56.5	57.4
Had Intercepted	22	13
<b>PUNTS/AVERAGE</b>	<b>96/42.5</b>	<b>81/43.5</b>
<b>NET PUNTING AVG.</b>	<b>96/32.6</b>	<b>81/36.6</b>
<b>PENALTIES/YARDS</b>	<b>107/867</b>	<b>93/763</b>
<b>FUMBLES/BALL LOST</b>	<b>33/19</b>	<b>25/17</b>
<b>TOUCHDOWNS</b>	<b>28</b>	<b>50</b>
Rushing	14	18
Passing	14	25
Returns	0	7

	Att	Cmp	Yds	Cmp%	Yd/Att	TD	TD%	Int	Int%	Lg	Sack/Lost	Rating
Kramer	477	275	3011	57.7	6.31	14	2.9	14	2.9	78t	25/149	74.0
Minter	103	53	420	51.5	4.08	0	0.0	6	5.8	34	16/92	37.7
Stensrom	14	8	70	57.1	5.00	0	0.0	2	14.3	18	2/19	31.0
Conway	1	0	0	0.0	0.00	0	0.0	0	0.0	0	0/0	39.6
<b>BEARS</b>	<b>595</b>	<b>336</b>	<b>3501</b>	<b>56.5</b>	<b>5.88</b>	<b>14</b>	<b>2.4</b>	<b>22</b>	<b>3.7</b>	<b>78t</b>	<b>43/260</b>	<b>66.1</b>
<b>OPPONENTS</b>	<b>476</b>	<b>273</b>	<b>3289</b>	<b>57.4</b>	<b>6.91</b>	<b>25</b>	<b>5.3</b>	<b>13</b>	<b>2.7</b>	<b>89t</b>	<b>38/259</b>	<b>84.8</b>

Score by Period	1	2	3	4	OT	Tot
BEARS	61	72	36	91	3	263
OPPONENTS	78	123	107	113	0	421

SCORING	TDs: Ru-Pa-R	K-PAT	FG	2pt	Pts		
Jaeger	0	0	0	20/20	21/26	0	83
R. Harris	10	10	0	0	0	0	60
Proehl	7	0	7	0	0	0	44
Penn	3	0	3	0	0	0	16
Engram	2	0	2	0	0	0	14
Kramer	2	2	0	0	0	0	12
Autry	1	1	0	0	0	0	8
Minter	1	1	0	0	0	0	8
Conway	1	0	1	0	0	0	6
Wetnight	1	0	1	0	0	0	6
Flanigan	0	0	0	0	0	2	0
BEARS	28	14	14	20/20	21/26	1	263
OPPONENTS	50	18	25	45/45	24/32	0	421

2-Pt. Conversions: Autry, Engram, Flanigan, Minter, Proehl. TEAM 5-8. OPPONENTS 2-5.

RUSHING	No	Yds	Avg	Lg	TD
R. Harris	275	1033	3.8	68t	10
Autry	112	319	2.8	17	1
Salaam	31	112	3.6	17	0
Kramer	27	83	3.1	31	2
Minter	20	78	3.9	20	1
T. Carter	9	56	6.2	16	0
Harmon LG	10	36	3.6	14	0
Harmon TM	2	6	3.0	4	0
Conway	3	17	5.7	10	0
Hicks	4	14	3.5	8	0
Smith	1	12	12.0	12	0
Sauerbrun	2	8	4.0	8	0
Hughes	1	3	3.0	3	0
Le Bel	1	0	0.0	0	0
Penn	1	-1	-1.0	-1	0
<b>BEARS</b>	<b>490</b>	<b>1746</b>	<b>3.6</b>	<b>68t</b>	<b>14</b>
<b>OPPONENTS</b>	<b>421</b>	<b>1858</b>	<b>4.4</b>	<b>76</b>	<b>18</b>

RECEIVING	No	Yds	Avg	Lg	TD
Proehl	58	753	13.0	78t	7
Penn	47	576	12.3	33	3
Wetnight	46	464	10.1	34	1
Engram	45	399	8.9	23	2
Conway	30	476	15.9	55t	1
R. Harris	28	115	4.1	16	0
T. Carter	24	152	6.3	19	0
Harmon LG	18	197	10.9	27	0
Harmon TM	2	8	4.0	6	0
Jennings	14	164	11.7	23	0
Bowmes	12	146	12.2	21	0
Autry	8	59	6.6	14	0
Allred	8	70	8.8	16	0
Hughes	8	68	8.5	16	0
Smith	2	22	11.0	12	0
Salaam	2	20	10.0	18	0
T. Allen	1	9	9.0	9	0
<b>BEARS</b>	<b>336</b>	<b>3501</b>	<b>10.4</b>	<b>78t</b>	<b>14</b>
<b>OPPONENTS</b>	<b>273</b>	<b>3289</b>	<b>12.0</b>	<b>89t</b>	<b>25</b>

PUNTING	No	Yds	Avg	Net	TB	In	Lg	B
Sauerbrun	95	4059	42.7	32.8	11	26	67	0
Jaeger	1	18	18.0	18.0	0	0	18	0
<b>BEARS</b>	<b>96</b>	<b>4077</b>	<b>42.5</b>	<b>32.6</b>	<b>11</b>	<b>26</b>	<b>67</b>	<b>0</b>
<b>OPPONENTS</b>	<b>81</b>	<b>3526</b>	<b>43.5</b>	<b>36.6</b>	<b>12</b>	<b>28</b>	<b>72</b>	<b>0</b>

INTS	No	Yds	Avg	Lg	TD
W. Harris	5	30	6.0	12	0
Tom Carter	3	12	4.0	12	0
Mangum	2	4	2.0	4	0
Marshall TM	2	0	0.0	0	0
Marshall	1	14	14.0	14	0
<b>BEARS</b>	<b>13</b>	<b>60</b>	<b>4.6</b>	<b>14</b>	<b>0</b>
<b>OPPONENTS</b>	<b>22</b>	<b>328</b>	<b>14.9</b>	<b>38t</b>	<b>1</b>

KO RETURNS	No	Yds	Avg	Lg	TD
Hughes	43	1008	23.4	58	0
Bowmes	19	396	20.8	36	0
Smith	10	196	19.6	28	0
Allred	2	21	10.5	11	0
Tom Carter	2	34	17.0	19	0
Engram	2	27	13.5	20	0
Harmon LG	1	16	16.0	16	0
Wetnight	1	9	9.0	9	0
Marshall TM	0	3	3.0	3	0
<b>BEARS</b>	<b>79</b>	<b>1694</b>	<b>21.4</b>	<b>58</b>	<b>0</b>
<b>OPPONENTS</b>	<b>52</b>	<b>1237</b>	<b>23.8</b>	<b>69</b>	<b>0</b>

PUNT RET.	Ret	FC	Yds	Avg	Lg	TD
Hughes	36	7	258	7.2	19	0
Proehl	8	1	59	7.4	14	0
Dulaney	1	0	0.0	0.0	0	0
Engram	1	0	4.0	4.0	4	0
<b>BEARS</b>	<b>46</b>	<b>8</b>	<b>321</b>	<b>7.0</b>	<b>19</b>	<b>0</b>
<b>OPPONENTS</b>	<b>52</b>	<b>16</b>	<b>727</b>	<b>14.0</b>	<b>83t</b>	<b>2</b>

FGs	1-19	20-29	30-39	40-49	50+
Jaeger	0/0	8/9	8/10	4/6	1/1
<b>BEARS</b>	<b>0/0</b>	<b>8/9</b>	<b>8/10</b>	<b>4/6</b>	<b>1/1</b>
<b>OPPONENTS</b>	<b>0/0</b>	<b>9/9</b>	<b>12/12</b>	<b>3/9</b>	<b>0/2</b>
Jaeger: (42G) (39G) ( ) (38G) (21G) (23G) (41G) (39G, 23G, 47G, 35G) ( ) (29G, 22G, 36G) (34N, 32N) (32G, 25G, 41N) (52G, 32G, 45N) (41G, 38G) (22B, 27G, 20G) ( )					
<b>OPPONENTS</b> (38G, 36G, 29G) (33G, 40N, 28G, 42N) (23G, 33G, 29G, 32G) (27G) (33G, 23G) (38G, 46G) (37G) ( ) (38G) (53N) (48N, 34G, 36G, 34G) (50N, 40N) (40G, 29G) (41N, 43G) (40N, 28G) (20G)					

DEFENSE	(Top 10)	T	S	A	FF	FR	PD	Sa	Int
Mangum	149	79	69	0	2	9	1	2	
M. Carter	142	81	59	1	0	6	1	1	
Minter	134	69	58	1	3	3	6	0	
B. Cox	133	77	50	1	1	5	5	0	
W. Harris	94	75	45	4	1	19	0	5	
R. Cox	83	44	37	1	0	2	1	0	
Flanigan	81	45	28	2	3	0	6	0	
Simpson	61	25	30	0	5	5	4	5	
T. Carter	56	45	7	0	0	19	0	3	
Reeves	52	24	27	0	1	0	0	5	
<b>SACKS:</b> Flanigan 6.0, Minter 6.0, B. Cox 5.0, Simpson 4.5, Thomas 4.5, Marshall TM 3.0, Thierry 3.0, Spellman 2.0, M. Carter 1.0, R. Cox 1.0, Mangum 1.0, Grasmanis 0.5, Reeves 0.5									
<b>TEAM 38.0, OPPONENTS 43.0</b>									

## USUAL STARTERS

Offense	Defense
WR ... Bobby Engram	RE ... Carl Reeves
LT ... Andy Heck	RT ... Carl Simpson
LG ... Todd Perry	LT ... Jim Flanigan
C ... Chris Villarrial	LE ... John Thierry
RG ... Todd Burger	WLB ... Barry Minter
RT ... James Williams	MLB ... Bryan Cox
TE ... Keith Jennings	SLB ... Ron Cox
WR ... Ricky Proehl	RCB ... Walt Harris
QB ... Erik Kramer	LCB ... Tom Carter
RB ... Rayment Harris	SS ... Marty Carter
FB ... Tony Carter	FS ... John Mangum

## RANKINGS

Team Stats	Bears	Avg	Rank
Total Yards	4987	311.7	17
Rushing Yards	1746	109.1	16
Passing Yards	3241	202.6	16
Points Scored	263	16.4	
	Opp	Avg	Rank
Total Yards	4888	305.5	12
Rushing Yards	1858	116.1	19
Passing Yards	3030	189.4	11
Points Scored	421	26.3	



## 1998 CHICAGO BEARS STATISTICS

Record: 4-12, .250

5th Place, NFC Central

Head Coach: Dave Wannstedt

09/06	L	23-24	JACKSONVILLE	55,614
09/13	L	12-17	at Pittsburgh	59,084
09/20	L	15-27	at Tampa Bay	64,328
09/27	L	28-31	MINNESOTA	57,783
10/04	W	31-27	DETROIT	55,562
10/11	L	7-20	at Arizona	47,860
10/18	W	13-12	DALLAS	59,201
10/25	W	23-20	at Tennessee	40,089
11/08	L	12-20	ST. LOUIS	50,263
11/15	L	3-26	at Detroit	63,152
11/22	L	13-20	at Atlanta	60,804
11/29	W	17-31	TAMPA BAY	51,938
12/06	L	22-48	at Minnesota	64,247
12/13	L	20-26	at Green Bay	59,813
12/20	W	24-3	BALTIMORE	40,853
12/27	L	13-16	GREEN BAY	58,393

	Bears	Opp
TOTAL FIRST DOWNS	264	300
Rushing	89	121
Passing	154	155
Penalty	21	24
3rd Down Made/Att	75/215	80/196
3rd Down Pct.	34.9	40.8
4th Down Made/Att	11/25	3/6
4th Down Pct.	44.0	50.0
POSSESSION AVG.	29:26	30:34
TOTAL NET YARDS	4766	5103
Avg. Per Game	297.9	318.9
Total Plays	979	963
Avg. Per Play	4.9	5.3
NET YARDS RUSHING	1713	1875
Avg. Per Game	107.1	117.2
Total Rushes	454	479
NET YARDS PASSING	3053	3228
Avg. Per Game	190.8	201.8
Sacked/Yards Lost	31/224	28/173
Gross Yards	3277	3401
Att./Completions	494/284	456/292
Completion Pct.	57.5	64.0
Had Intercepted	13	14
PUNTS/AVERAGE	80/42.6	72/42.8
NET PUNTING AVG.	80/35.6	72/35.7
PENALTIES/YARDS	86/714	102/852
FUMBLES/BALL LOST	29/21	33/14
TOUCHDOWNS	30	42
Rushing	9	12
Passing	16	27
Returns	5	3

PASSING	Att	Cmp	Yds	Cmp%	Yd/Att	TD	TD%	Int	Int%	Lg	Sack/Lost	Rating
Kramer	250	151	1823	60.4	7.29	9	3.6	7	2.8	79t	10/71	83.1
Stenstrom	196	112	1252	57.1	6.39	4	2.0	6	3.1	48	19/137	70.4
Moreno	43	19	166	44.2	3.86	1	2.3	0	0.0	21t	2/16	62.7
Bennett	2	1	18	50.0	9.00	1	50.0	0	0.0	18t	0/0	120.8
Horan	2	1	18	50.0	9.00	1	50.0	0	0.0	18t	0/0	120.8
Conway	1	0	0	0.0	0.00	0	0.0	0	0.0	0	0/0	39.6
BEARS	494	284	3277	57.5	6.53	16	3.2	13	2.6	79t	31/224	77.5
OPPONENTS	456	292	3401	64.0	7.46	27	5.9	14	3.1	98t	28/173	93.5

Score by Period	1	2	3	4	OT	Total
BEARS	51	95	53	77	0	276
OPPONENTS	61	104	116	87	0	368

SCORING	TDs	Ru-Pa	R	K-PAT	FG	2pt	Pts
Jaeger	0	0	0	0	27/28	21/26	0
Engram	5	0	5	0	0	0	30
Penn	3	0	3	0	0	0	20
Conway	3	0	3	0	0	0	20
Milburn	3	0	3	0	0	0	18
J. Allen	2	1	1	0	0	0	12
Bennett	2	2	0	0	0	0	12
Chaney	2	2	0	0	0	0	12
Stenstrom	2	2	0	0	0	0	12
Wenight	2	0	2	0	0	0	12
Bowles	1	0	1	0	0	0	6
Hallok	1	1	0	0	0	0	6
W. Harris	1	0	0	1	0	0	6
Kramer	1	1	0	0	0	0	6
S. Lee	1	0	0	1	0	0	6
M. Robinson	1	0	1	0	0	0	6
Thierry	0	0	0	0	0	1	2
BEARS	30	9	16	5	27/28	21/26	2
OPPONENTS	42	12	27	3	36/38	26/31	0

2-Pt. Conversions: Penn. TEAM 1-2, OPPONENTS 1-4.

RUSHING	No	Yds	Avg	Lg	TD
Bennett	173	611	3.5	43	2
Enis	133	497	3.7	29	0
J. Allen	58	270	4.7	57	1
Chaney	29	122	4.2	14	2
Stenstrom	18	79	4.4	14	2
Conway	5	48	9.6	29	0
Hallok	13	41	3.2	14	1
Kramer	13	17	1.3	8	1
Moreno	4	9	2.3	9	0
Milburn	4	8	2.0	3	0
Morris	3	8	2.7	6	0
Engram	1	3	3.0	3	0
BEARS	454	1713	3.8	57	9
OPPONENTS	479	1875	3.9	50	12

RECEIVING	No	Yds	Avg	Lg	TD
Engram	64	987	15.4	79t	5
Conway	54	733	13.6	47	3
Penn	31	448	14.5	37	3
Bennett	28	209	7.5	31	0
Hallok	25	166	6.6	16	0
Wenight	23	168	7.3	30	2
Mayes	21	217	10.3	22	0
Chaney	11	102	9.3	15	0
J. Allen	8	77	9.6	33	1
Enis	6	20	3.3	7	0
Bowles	5	69	13.8	44	1
M. Robinson	4	44	11.0	20t	1
Milburn	4	37	9.3	13	0
BEARS	284	3277	11.5	79t	16
OPPONENTS	292	3401	11.6	98t	27

PUNTING	No	Yds	Avg	Net	TB	In	Lg	B
Horan	64	2643	41.3	35.4	4	12	57	0
Sauerbrun	15	741	49.4	42.1	3	6	71	0
Jaeger	1	27	27.0	27.0	0	0	27	0
BEARS	80	3411	42.6	36.5	7	18	71	0
OPPONENTS	72	3084	42.8	35.7	11	20	68	1

INTS	No	Yds	Avg	Lg	TD
W. Harris	4	41	10.3	26	1
Collins	3	29	9.7	28	0
T. Carter	2	20	10.0	19	0
Minter	1	17	17.0	17	0
Thierry	1	14	14.0	14	0
Parrish	1	8	8.0	8	0
Cousin	1	0	0.0	0	0
S. Harris	1	0	0.0	0	0
BEARS	14	129	9.2	28	1
OPPONENTS	13	146	11.2	33t	1

KO RETURNS	No	Yds	Avg	Lg	TD
Milburn	62	1550	25.0	94t	2
Chaney	2	18	9.0	18	0
Bowles	1	19	19.0	19	0
Wiegmann	1	8	8.0	8	0
BEARS	66	1595	24.2	94t	2
OPPONENTS	55	1097	19.9	40	0

PUNT RET.	Ret	FC	Yds	Avg	Lg	TD
Milburn	25	15	291	11.6	93t	1
BEARS	25	15	291	11.6	93t	1
OPPONENTS	38	19	349	9.2	53	1

FGs	1-19	20-29	30-39	40-49	50+
Jaeger	2/2	8/9	9/10	1/4	1/1
BEARS	2/2	8/9	9/10	1/4	1/1
OPPONENTS	2/2	12/12	3/4	7/10	2/3

Jaeger:	(45G, 35G, 42N, 19G) (19G, 36G) (26G, 29G, 52G) ( ) (23G) ( ) (22G, 29G) (39G, 26G, 34N, 33G) (31G) (31G, 43N) (35G, 32G) (33G) ( ) ( ) ( ) (20G) (29G, 48N, 21G)
OPPONENTS:	(23G) (45G) ( ) ( ) (50G) (28G, 53N, 43G) (49G, 46N, 40G) (23G, 23G) (29G, 19G, 49B) (24G, 33G) (24G, 25G) (50G, 44G) (28G) (30G, 20G) (35G, 43G, 40G, 24G) (45B, 27G) (39N, 18G)

DEFENSE	T	S	A	FF	FR	PD	Sa	Int
M. Carter	159	101	58	0	2	5	0	0
Minter	140	93	44	2	1	2	1	1
Parrish	111	70	35	5	2	7	1	1
S. Harris	107	70	35	1	0	2	1	1
Wells	88	51	44	0	0	3	3	0
Flanigan	66	34	42	1	1	0	8.5	0
W. Harris	65	65	19	1	1	21	0	4
Cousin	73	55	17	1	2	18	0	1
McDonald	57	36	18	2	0	4	1	0
Lee	57	30	24	1	1	0	2	0

SACKS:	Flanigan 8.5, Thomas TM 4.5, Thierry 3.5, Wells 3.0, S. Lee 2.0, Grismanis 1.0, S. Harris 1.0, McDonald 1.0, Minter 1.0, Parrish 1.0, Reeves 1.0, B. Robinson 0.5
--------	---

TEAM 28.0, OPPONENTS 31.0
---------------------------

## USUAL STARTERS

Offense	Defense
WR ... Bobby Engram	RE ... Shawn Lee
LT ... Andy Heck	RT ... Mike Wells
LG ... Todd Perry	LT ... Jim Flanigan
C ... Casey Wiegmann	LB ... John Thierry
RG ... Chris Villarrial	WLB ... Sean Harris
RT ... James Williams	MLB ... Barry Minter
TE ... Alonso Mayes	SLB ... Rico McDonald
WR ... Curtis Conway	RCB ... Walt Harris
QB ... Erik Kramer	LCB ... Terry Cousin
RB ... Edgar Bennett	SS ... Marty Carter
FB ... Ty Hallock	FS ... Tony Parrish

## RANKINGS

Team Stats	Bears	Avg	Rank
Total Yards	4766	297.9	21
Rushing Yards	1713	107.1	17
Passing Yards	3053	190.8	23
Points Scored	276	17.3	23
	Opp	Avg	Rank
Total Yards	5103	318.9	14
Rushing Yards	1875	117.2	19
Passing Yards	3228	201.8	15
Points Scored	368	23	23





## 2000 CHICAGO BEARS STATISTICS

Record: 5-11, .313

5th Place, NFC Central

Head Coach: Dick Jauron

09/03	L	27-30	at Minnesota	64,104
09/10	L	0-41	at Tampa Bay	65,569
09/17	L	7-14	N.Y. GIANTS	66,944
09/24	L	14-21	DETROIT	66,944
10/01	W	27-24	at Green Bay	59,869
10/08	L	10-31	NEW ORLEANS	66,944
10/15	L	16-28	MINNESOTA	66,944
10/22	L	9-13	at Philadelphia	65,553
11/05	W	27-24	INDIANAPOLIS	66,944
11/12	L	3-20	at Buffalo	72,420
11/19	W	13-10	TAMPA BAY	66,944
11/26	L	10-17	at N.Y. Jets	77,354
12/03	L	6-28	GREEN BAY	66,944
12/10	W	24-17	NEW ENGLAND	66,944
12/17	L	0-17	at San Francisco	68,306
12/24	W	23-20	at Detroit	71,957

<b>TOTAL FIRST DOWNS</b>	<b>239</b>	<b>297</b>
Rushing	89	106
Passing	143	172
Penalty	7	19
3rd Down: Made/Att	67/222	82/223
3rd Down Pct.	30.2	36.8
4th Down: Made/Att	11/25	12/17
4th Down Pct.	44.0	70.6
<b>POSSESSION AVG.</b>	<b>28.30</b>	<b>31.30</b>
<b>TOTAL NET YARDS</b>	<b>4541</b>	<b>5234</b>
Avg. Per Game	283.8	327.1
Total Plays	993	1035
Avg. Per Play	4.6	5.1
<b>NET YARDS RUSHING</b>	<b>1736</b>	<b>1827</b>
Avg. Per Game	108.5	114.2
Total Rushes	417	469
<b>NET YARDS PASSING</b>	<b>2805</b>	<b>3407</b>
Avg. Per Game	175.3	212.9
Sacked/Yards Lost	34/200	36/230
Gross Yards	3005	3637
Att./Completions	542/304	530/332
Completion Pct.	56.1	62.6
Had Intercepted	16	11
<b>PUNTS/AVERAGE</b>	<b>96/37.8</b>	<b>91/39.9</b>
<b>NET PUNTING AVG.</b>	<b>96/37.8</b>	<b>91/39.9</b>
<b>PENALTIES/YARDS</b>	<b>90/696</b>	<b>78/727</b>
<b>FUMBLES/BALL LOST</b>	<b>27/13</b>	<b>20/9</b>
<b>TOUCHDOWNS</b>	<b>22</b>	<b>43</b>
Rushing	6	15
Passing	12	25
Returns	4	3

<b>PASSING</b>	<b>Att</b>	<b>Cmp</b>	<b>Yds</b>	<b>Cmp%</b>	<b>Yd/Att</b>	<b>TD</b>	<b>TD%</b>	<b>Int</b>	<b>Int%</b>	<b>Lg</b>	<b>Sack/Lost</b>	<b>Rating</b>
McNown	280	154	1646	55.0	5.88	8	2.9	9	3.2	681	27/169	68.5
Matthews	178	102	964	57.3	5.42	3	1.7	6	3.4	41	5/24	64.0
Miller	82	47	382	57.3	4.66	1	1.2	1	1.2	34	2/7	68.2
Aguiar	1	1	13	100.0	13.0	0	0.0	0	0.0	13	0/0	118.8
Hartsell	1	0	0	0.0	0.0	0	0.0	0	0.0	0	0/0	39.6
<b>BEARS</b>	<b>542</b>	<b>304</b>	<b>3005</b>	<b>56.1</b>	<b>5.54</b>	<b>12</b>	<b>2.2</b>	<b>16</b>	<b>3.0</b>	<b>681</b>	<b>34/200</b>	<b>67.0</b>
<b>OPPONENTS</b>	<b>530</b>	<b>332</b>	<b>3637</b>	<b>62.6</b>	<b>6.86</b>	<b>25</b>	<b>4.7</b>	<b>11</b>	<b>2.1</b>	<b>65</b>	<b>36/230</b>	<b>90.0</b>

<b>Score by Period</b>	<b>1</b>	<b>2</b>	<b>3</b>	<b>4</b>	<b>OT</b>	<b>Tot</b>
BEARS	46	59	52	59	0	216
OPPONENTS	47	117	88	103	0	355

SCORING	TDs: Ru-Pa-R	K-PAT	FG	2pt	Pts		
Edinger	0	0	0	21/ 21	21/27	0	84
M. Robinson	5	0	5	0			30
Allen	3	2	1	0			18
McNown	3	3	0	0			18
Booker	2	0	2	0			12
Kennison	2	0	2	0			12
Allred	1	0	1	0			6
Brown	1	0	0	1			6
Enis	1	1	0	0			6
W. Harris	1	0	0	1			6
McQuarters	1	0	0	1			6
Parrish	1	0	0	1			6
White	1	0	1	0			6

2-Pt. Conversions: TEAM 0-1, OPPONENTS 1-2

<b>RUSHING</b>	<b>No</b>	<b>Yds</b>	<b>Avg</b>	<b>Lg</b>	<b>TD</b>
Allen	290	1120	3.9	29	2
McNown	50	326	6.5	30	3
Enis	36	84	2.3	11	1
Barnes	15	81	5.4	20	0
Kennison	3	72	24.0	52	0
Matthews	10	35	3.5	14	0
M. Robinson	1	9	9.0	9	0
Milburn	1	6	6.0	6	0
Miller	7	5	0.7	3	0
Engram	1	1	1.0	1	0
Booker	2	-1	-0.5	5	0
Bates	1	-2	-2.0	-2	0
<b>BEARS</b>	<b>417</b>	<b>1736</b>	<b>4.2</b>	<b>52</b>	<b>6</b>
<b>OPPONENTS</b>	<b>469</b>	<b>1827</b>	<b>3.9</b>	<b>72</b>	<b>15</b>

<b>RECEIVING</b>	<b>No</b>	<b>Yds</b>	<b>Avg</b>	<b>Lg</b>	<b>TD</b>
M. Robinson	55	738	13.4	68	5
Kennison	55	549	10.0	26	2
Booker	47	490	10.4	41	2
Allen	39	291	7.5	26	1
Brooks	26	216	8.3	27	0
Sinceno	23	206	9.0	28	0
Engram	16	109	6.8	25	0
White	10	87	8.7	25	1
Allred	9	109	12.1	25	1
Enis	8	68	8.5	18	0
Bates	4	42	10.5	18	0
Mayes	4	40	10.0	19	0
Dragos	4	28	7.0	10	0
Wells	1	13	13.0	13	0
Milburn	1	8	8.0	8	0
Barnes	1	7	7.0	7	0
Lyman	1	4	4.0	4	0
<b>BEARS</b>	<b>304</b>	<b>3005</b>	<b>9.9</b>	<b>68</b>	<b>12</b>
<b>OPPONENTS</b>	<b>332</b>	<b>3637</b>	<b>11.0</b>	<b>66</b>	<b>25</b>

<b>PUNTING</b>	<b>No</b>	<b>Yds</b>	<b>Avg</b>	<b>Net</b>	<b>TB</b>	<b>In</b>	<b>Lg</b>	<b>B</b>
Aguiar	52	2017	38.8	34.9	4	8	56	0
Bartholomew	44	1607	36.5	32.2	3	12	52	0
<b>BEARS</b>	<b>95</b>	<b>3624</b>	<b>37.8</b>	<b>33.7</b>	<b>7</b>	<b>20</b>	<b>56</b>	<b>0</b>
<b>OPPONENTS</b>	<b>91</b>	<b>3629</b>	<b>39.9</b>	<b>34.7</b>	<b>8</b>	<b>29</b>	<b>59</b>	<b>0</b>

<b>INTS</b>	<b>No</b>	<b>Yds</b>	<b>Avg</b>	<b>Lg</b>	<b>TD</b>
Parrish	3	81	27.0	38	1
W. Harris	2	35	17.5	35	1
Urlacher	2	19	9.5	19	0
McQuarters	1	61	61.0	61	1
Brown	1	35	35.0	35	1
Wells	1	21	21.0	21	0
Azumah	1	2	2.0	2	0
<b>BEARS</b>	<b>11</b>	<b>254</b>	<b>23.1</b>	<b>61</b>	<b>4</b>
<b>OPPONENTS</b>	<b>16</b>	<b>150</b>	<b>9.4</b>	<b>38</b>	<b>1</b>

<b>KO RETURNS</b>	<b>No</b>	<b>Yds</b>	<b>Avg</b>	<b>Lg</b>	<b>TD</b>
Milburn	63	1468	23.3	38	0
Enis	2	30	15.0	19	0
Sinceno	1	12	12.0	12	0
Tucker	1	0	0.0	0	0
Turner	1	2	2.0	2	0
<b>BEARS</b>	<b>68</b>	<b>1512</b>	<b>22.2</b>	<b>38</b>	<b>0</b>
<b>OPPONENTS</b>	<b>51</b>	<b>1015</b>	<b>21.7</b>	<b>48</b>	<b>0</b>

<b>PUNT RET.</b>	<b>Ret</b>	<b>FC</b>	<b>Yds</b>	<b>Avg</b>	<b>Lg</b>	<b>TD</b>
Milburn	35	26	300	8.6	25	0
W. Harris	1	1	14	14.0	14	0
<b>BEARS</b>	<b>36</b>	<b>27</b>	<b>314</b>	<b>8.7</b>	<b>25</b>	<b>0</b>
<b>OPPONENTS</b>	<b>36</b>	<b>33</b>	<b>251</b>	<b>7.0</b>	<b>25</b>	<b>0</b>

<b>FGs</b>	<b>1-19</b>	<b>20-29</b>	<b>30-39</b>	<b>40-49</b>	<b>50+</b>
Edinger	1/1	5/5	7/9	6/10	2/2
<b>BEARS</b>	<b>1/1</b>	<b>5/5</b>	<b>7/9</b>	<b>6/10</b>	<b>2/2</b>
<b>OPPONENTS</b>	<b>1/1</b>	<b>6/6</b>	<b>3/8</b>	<b>7/9</b>	<b>1/2</b>
Edinger: (29G, 49G) (42N) (49N) ( ) (19G, 42N, 47G) (30N, 38G) (22G) (25G, 33G, 40G) (41G, 37G) (24G) (34G, 38N, 48G) (39G) (32G, 46G) (24G, 47N) ( ) (37G, 50G, 54G)					
<b>OPPONENTS: (35G, 38G, 45G) (50N, 23G, 47G) (34N, 41B, 31B) (32B) (42G) (44G) ( ) (51G, 29G) (19G) (27G, 42G, 39N) (33G) (20G, 46N) ( ) (40G) (33N, 28G) (41G, 26G)</b>					

<b>DEFENSE</b>	<b>T</b>	<b>S</b>	<b>A</b>	<b>FF</b>	<b>FR</b>	<b>PD</b>	<b>Sa</b>	<b>Int</b>
Urlacher	165	103	54	0	1	3	8	2
Brown	118	77	41	0	1	6	0	1
S. Harris	102	71	29	1	0	6	0	1
Parrish	101	64	33	2	0	8	2	3
Holdman	87	63	23	1	0	0	0	0
T. Smith	82	56	25	1	1	8	0	0
B. Robinson	77	52	20	0	0	9	4	5
Flanigan	64	30	30	0	1	0	4	0
Wells	64	29	34	0	0	1	1	1
Daniels	55	29	20	0	1	3	6	0

**SACKS:** Urlacher 8.0, Daniels 6.0, B. Robinson 4.5, Flanigan 4.0, Colvin 3.0, Parrish 2.0, F. Smith 2.0, S. Harris 1.0, Wells 1.0, McQuarters 1.0, Turner 1.0, Culpepper 1.0, Wilson 1.0, Simmons 0.5

**TEAM 35.0, OPPONENTS 34.0**

## USUAL STARTERS

<b>Offense</b>	<b>Defense</b>
WR ... Eddie Kennison	RE ... Phillip Daniels
LT ... Blake Brockmeyer	RT ... Mike Wells
LG ... Todd Perry	LT ... Jim Flanigan
C ... Olin Kreutz	LE ... Bryan Robinson
RG ... Chris Villarrial	WLB ... Warrick Holdman
RT ... James Williams	MLB ... Brian Urlacher
TE ... Kaseem Sinceno	SLB ... R. Colvin/S. Harris
WR ... Marcus Robinson	RCB ... Thomas Smith
QB ... Cade McNown	LCB ... Walt Harris
RB ... James Allen	SS ... Tony Parrish
FB ... Curtis Enis	FS ... Mike Brown

## RANKINGS

<b>Team Stats</b>	<b>Bears</b>	<b>Avg</b>	<b>Rank</b>
Total Yards	4542	283.8	23
Rushing Yards	1736	108.5	21
Passing Yards	2805	175.3	23
Points Scored	216	13.5	28
<b>Opp</b>	<b>Avg</b>	<b>Rank</b>	
Total Yards	5234	327.1	16
Rushing Yards	1827	114.2	19
Passing Yards	3407	212.9	17
Points Scored	355	22.2	20



## 2001 CHICAGO BEARS STATISTICS

Record: 13-3, .813

1st Place, NFC Central

Head Coach: Dick Jauron

09/09	L	6-17	at Baltimore	69,365
09/23	W	17-10	MINNESOTA	66,944
10/07	W	31-3	at Atlanta	47,640
10/14	W	20-13	ARIZONA	66,944
10/21	W	24-0	at Cincinnati	63,408
10/28	W	37-31	SAN FRANCISCO	66,944
11/04	W	27-21	CLEVELAND	66,944
11/11	L	12-20	GREEN BAY	66,944
11/18	W	27-24	at Tampa Bay	65,612
11/25	W	13-6	at Minnesota	64,214
12/02	W	13-10	DETROIT	66,944
12/09	L	7-17	at Green Bay	59,869
12/16	W	27-3	TAMPA BAY	66,944
12/23	W	20-15	at Washington	78,884
12/30	W	24-0	at Detroit	76,067
01/06	W	33-13	JACKSONVILLE	66,944
01/19	L	19-33	PHILADELPHIA	66,944

	Bears	Opp
<b>TOTAL FIRST DOWNS</b>	<b>277</b>	<b>277</b>
Rushing	100	71
Passing	153	191
Penalty	24	15
3rd Down: Made/Att	74/225	80/223
3rd Down Pct.	32.9	35.9
4th Down: Made/Att	10/21	4/17
4th Down Pct.	47.6	23.5
<b>POSSESSION AVG.</b>	<b>30.35</b>	<b>29.25</b>
<b>TOTAL NET YARDS</b>	<b>4694</b>	<b>4978</b>
Avg. Per Game	293.4	311.1
Total Plays	1020	1023
Avg. Per Play	4.6	4.9
<b>NET YARDS RUSHING</b>	<b>1742</b>	<b>1313</b>
Avg. Per Game	108.9	82.1
Total Rushes	475	373
<b>NET YARDS PASSING</b>	<b>2952</b>	<b>3665</b>
Avg. Per Game	184.5	229.1
Sacked/Yards Lost	17/120	48/294
Gross Yards	3072	3959
Att./Completions	528/315	602/355
Completion Pct.	59.7	59.0
Had Intercepted	16	20
<b>PUNTS/AVERAGE</b>	<b>88/42.5</b>	<b>90/40.7</b>
<b>NET PUNTING AVG.</b>	<b>88/37.0</b>	<b>90/32.2</b>
<b>PENALTIES/YARDS</b>	<b>63/622</b>	<b>97/808</b>
<b>FUMBLES/BALL LOST</b>	<b>21/8</b>	<b>34/17</b>
<b>TOUCHDOWNS</b>	<b>37</b>	<b>21</b>
Rushing	12	6
Passing	20	12
Returns	5	3

PASSING	Att	Cmp	Yds	Cmp%	Yd/Att	TD	TD%	Int	Int%	Lg	Sack/Lost	Rating
Miller	395	228	2299	57.7	5.82	13	3.3	10	2.5	661	11/72	74.9
Matthews	129	84	694	65.1	5.38	5	3.9	6	4.7	341	8/48	72.3
Booker	2	1	34	50.0	17.00	1	50.0	0	0.0	341	0/0	135.4
Johnson	1	1	18	100.0	18.00	0	0.0	0	0.0	18	0/0	118.8
Maynard	1	1	27	100.0	27.00	1	100.0	0	0.0	27	0/0	158.3
<b>BEARS</b>	<b>528</b>	<b>315</b>	<b>3072</b>	<b>59.7</b>	<b>5.82</b>	<b>20</b>	<b>3.8</b>	<b>16</b>	<b>3.0</b>	<b>661</b>	<b>17/120</b>	<b>76.0</b>
<b>OPPONENTS</b>	<b>602</b>	<b>355</b>	<b>3959</b>	<b>59.0</b>	<b>6.58</b>	<b>12</b>	<b>2.0</b>	<b>20</b>	<b>3.3</b>	<b>601</b>	<b>48/294</b>	<b>71.4</b>

Score by Period	1	2	3	4	OT	Tot
BEARS	38	96	71	121	12	338
OPPONENTS	48	31	71	53	0	203

SCORING	TDs:Ru-Pa-R	K-PAT	FG	2pt	Pts
Edinger	0	0	0	0	34/34 26/31 0 112
Booker	8	0	8	0	0 48
Thomas	7	7	0	0	0 44
Johnson	4	4	0	0	0 24
Terrell	4	0	4	0	0 24
Allen	2	1	1	0	0 12
Baxter	2	0	2	0	0 12
Brown	2	0	0	2	0 12
M. Robinson	2	0	2	0	0 12
Uriacher	2	0	1	1	0 12
Bates	1	0	1	0	0 6
Harris	1	0	0	1	0 6
McQuarters	1	0	0	1	0 6
Shelton	1	0	1	0	0 6
<b>BEARS</b>	<b>37</b>	<b>12</b>	<b>20</b>	<b>5</b>	<b>34/34 26/31 1 338</b>
<b>OPPONENTS</b>	<b>21</b>	<b>6</b>	<b>12</b>	<b>3</b>	<b>19/20 18/28 1 203</b>

2-Pt. Conversions: Thomas, TEAM 1-1, OPPO-

NENTS 1-1.

RUSHING	No	Yds	Avg	Lg	TD
Thomas	278	1183	4.3	46	7
Allen	135	469	3.5	19	1
Johnson	20	99	5.0	34	4
Booker	4	8	2.0	13	0
Matthews	4	5	1.3	3	0
Denson	1	4	4.0	4	0
Milburn TM	3	3	1.0	4	0
Maynard	1	10	-10.0	-10	0
Terrell	29	-19	-7	3	0
<b>BEARS</b>	<b>475</b>	<b>1742</b>	<b>3.7</b>	<b>46</b>	<b>12</b>
<b>OPPONENTS</b>	<b>373</b>	<b>1313</b>	<b>3.5</b>	<b>29</b>	<b>6</b>

RECEIVING	No	Yds	Avg	Lg	TD
Booker	100	1071	10.7	661	8
White	45	428	9.5	32	0
Terrell	34	415	12.2	62	4
Allen	30	203	6.8	34	1
M. Robinson	23	269	11.7	34	2
Thomas	22	178	8.1	23	0
Baxter	22	148	6.7	19	2
Shelton	12	76	6.3	16	1
Davis	11	68	6.2	14	0
Bates	9	160	17.8	40	1
Milburn TM	3	9	3.0	7	0
Merritt	2	20	10.0	13	0
Uriacher	1	27	27.0	27	1
Johnson	1	0	0.0	0	0
<b>BEARS</b>	<b>315</b>	<b>3072</b>	<b>9.8</b>	<b>661</b>	<b>20</b>
<b>OPPONENTS</b>	<b>355</b>	<b>3959</b>	<b>11.2</b>	<b>601</b>	<b>12</b>

PUNTING	No	Yds	Avg	Net	TB	In	Lg	B
Maynard	87	3709	42.6	37.0	8	36	60	0
Edinger	1	34	34.0	34.0	0	1	34	0
<b>BEARS</b>	<b>88</b>	<b>3743</b>	<b>42.5</b>	<b>37.0</b>	<b>8</b>	<b>37</b>	<b>60</b>	<b>0</b>
<b>OPPONENTS</b>	<b>90</b>	<b>3662</b>	<b>40.7</b>	<b>32.2</b>	<b>18</b>	<b>21</b>	<b>56</b>	<b>0</b>

INTS	No	Yds	Avg	Lg	TD
Brown	5	81	16.2	33	2
Uriacher	3	60	20.0	41	0
McQuarters	3	47	15.7	43	0
Parrish	3	36	12.0	26	0
Colvin	2	22	11.0	14	0
Traylor	1	67	67.0	67	0
Harris	1	45	45.0	39	1
Azumah	1	14	14.0	14	0
Holdman	1	0	0.0	0	0
<b>BEARS</b>	<b>20</b>	<b>372</b>	<b>18.6</b>	<b>67</b>	<b>3</b>
<b>OPPONENTS</b>	<b>16</b>	<b>187</b>	<b>11.7</b>	<b>97</b>	<b>1</b>

KO RETURNS	No	Yds	Avg	Lg	TD
Denson	23	534	23.2	37	0
Johnson	14	286	20.4	33	0
Milburn TM	6	152	25.3	37	0
Azumah	4	65	16.3	23	0
Dogins	1	6	6.0	6	0
Newkirk	1	8	8.0	8	0
Powell	1	1	1.0	1	0
Terrell	1	8	8.0	8	0
<b>BEARS</b>	<b>52</b>	<b>1060</b>	<b>20.4</b>	<b>37</b>	<b>0</b>
<b>OPPONENTS</b>	<b>66</b>	<b>1353</b>	<b>20.5</b>	<b>39</b>	<b>0</b>

PUNT RET.	Ret	FC	Yds	Avg	Lg	TD
Johnson	28	10	255	9.1	35	0
McQuarters	12	1	96	8.0	16	0
Milburn TM	4	3	33	8.3	20	0
Denson	1	0	5	5.0	5	0
Azumah	0	0	16	---	16	0
<b>BEARS</b>	<b>45</b>	<b>14</b>	<b>405</b>	<b>9.0</b>	<b>35</b>	<b>0</b>
<b>OPPONENTS</b>	<b>45</b>	<b>14</b>	<b>327</b>	<b>7.3</b>	<b>32</b>	<b>0</b>

FGs	1-19	20-29	30-39	40-49	50+
Edinger	0/0	6/7	7/8	13/16	0/0
<b>BEARS</b>	<b>0/0</b>	<b>6/7</b>	<b>7/8</b>	<b>13/16</b>	<b>0/0</b>
<b>OPPONENTS</b>	<b>0/0</b>	<b>7/7</b>	<b>5/7</b>	<b>6/14</b>	<b>0/0</b>
Edinger:(20G 43N 46G)(45G)(48N 42G)(46G 43G)					
(48G 43N)(1)(37G 47G 38G 41G)(26G 40G)(30G)					
43G(46G 26G 39N)(23N)(30G 46G)(39G 37G)					
(38G)(47G 23G 25G 22G)					
<b>OPPONENTS</b> (46N 37G)(20G)(44N 44G)(40G)					
47G(39N)(44B 40G)(44G 31G)(25G 38G 26G)					
48N(44G 21G)(45N 48N 36G 40G)(41N 27G)					
(25G)(34G 26G)(1)(36B)					

DEFENSE									
(Top 10)	T	S	A	FF	FR	PD	Sa	In	
Uriacher	148	92	46	1	2	4	6	0	3
Holdman	145	101	39	3	0	6	1	5	1
McQuarters	89	57	25	1	1	21	1	0	3
Brown	86	48	34	2	1	13	3	0	5
Parrish	80	47	28	0	2	7	1	0	3
Colvin	79	42	20	2	1	5	10	5	2
Robinson	72	39	25	2	1	12	4	0	0
Daniels	72	32	23	3	2	10	9	0	0
Harris	70	47	22	2	2	10	0	1	0
Green	68	46	19	2	0	4	3	0	1
<b>SACKS:</b> Colvin 10.5, Daniels 9.0, Uriacher 6.0, B. Robinson 4.5, Brown 3.0, Green 3.0, Azumah 2.0, Boone 2.0, Traylor 2.0, Holdman 1.5, Washington 1.5, McQuarters 1.0, Newkirk 1.0, Parrish 1.0									
<b>TEAM 48.0, OPPONENTS 17.0</b>									

## USUAL STARTERS

Offense	Defense
WR ... Dez White	RE ... Phillip Daniels
LT ... Blake Brockmeyer	RT ... Keith Traylor
LG ... Rex Tucker	LT ... Ted Washington
C ... Olin Kreutz	LE ... Bryan Robinson
RG ... Chris Villarrial	WLB ... Warrick Holdman
RT ... James Williams	MLB ... Brian Uriacher
TE ... Fred Baxter	SLB ... Roosevelt Colvin
WR ... Marty Booker	RCB ... R.W. McQuarters
QB ... Jim Miller	LCB ... Walt Harris
RB ... Anthony Thomas	SS ... Tony Parrish
FB ... Daimon Shelton	FS ... Mike Brown

## RANKINGS

Team Stats	Bears	avg	rank
Total Yards	4694	293.4	261
Rushing Yards	1742	108.9	17
Passing Yards	2952	184.5	24
Points Scored	338	21.1	11

	Opp	avg	rank
Total Yards	4978	311.1	15
Rushing Yards	1313	82.1	2
Passing Yards	3665	229.1	29
Points Scored	203	12.7	1



## 2002 CHICAGO BEARS STATISTICS

Record: 4-12, .250

3rd Place, NFC North

Head Coach: Dick Jauron

09/08	W	27-23	MINNESOTA	63,226
09/15	W	14-13	at Atlanta	68,081
09/22	L	23-29	NEW ORLEANS	63,216
09/29	L	27-33	at Buffalo	72,780
10/07	L	21-34	GREEN BAY	63,226
10/20	L	20-23	at Detroit	60,421
10/27	L	7-25	at Minnesota	64,122
11/03	L	13-19	PHILADELPHIA	54,049
11/10	L	30-33	NEW ENGLAND	63,105
11/18	L	16-21	at St. Louis	66,250
11/24	W	20-17	DETROIT	62,375
12/01	L	20-30	at Green Bay	64,196
12/09	L	9-27	at Miami	73,609
12/15	W	20-13	NEW YORK JETS	62,226
12/22	L	14-24	at Carolina	72,602
12/29	L	0-15	TAMPA BAY	55,832

<b>TOTAL FIRST DOWNS</b>	<b>Bears</b>	<b>Opp</b>
Rushing	260	328
Passing	156	185
Penalty	25	33
3rd Down Made/Att	71/120	85/230
3rd Down Pct.	33.8	37.0
4th Down Made/Att	10/21	9/15
4th Down Pct.	47.6	60.0
<b>POSSESSION AVG.</b>	<b>27:42</b>	<b>32:18</b>
<b>TOTAL NET YARDS</b>	<b>4395</b>	<b>5606</b>
Avg Per Game	274.7	350.4
Total Plays	969	1086
Avg Per Play	4.5	5.2
<b>NET YARDS RUSHING</b>	<b>1344</b>	<b>2076</b>
Avg Per Game	84.0	129.8
Total Rushes	382	504
<b>NET YARDS PASSING</b>	<b>3051</b>	<b>3530</b>
Avg Per Game	190.7	220.6
Sacked/Yards Lost	44/265	35/252
Gross Yards	3316	3782
Att./Completions	543/310	547/335
Completion Pct.	57.1	61.2
Had Intercepted	18	9
<b>PUNTS/AVERAGE</b>	<b>87/42.3</b>	<b>78/41.8</b>
<b>NET PUNTING AVG.</b>	<b>87/37.4</b>	<b>78/34.1</b>
<b>PENALTIES/YARDS</b>	<b>95/864</b>	<b>115/935</b>
<b>FUMBLES/BALL LOST</b>	<b>29/17</b>	<b>35/19</b>
<b>TOUCHDOWNS</b>	<b>31</b>	<b>38</b>
Rushing	8	13
Passing	22	24
Returns	1	1

PASSING	Att	Cmp	Yds	Cmp%	Yd/Att	TD	TD%	Int	Int%	Lg	Sack/Lost	Rating
Miller	314	180	1944	57.3	6.19	13	4.1	9	2.9	54	16/101	77.5
Chandler	161	103	1023	64.0	6.35	4	2.5	4	2.5	76	23/144	79.8
Burns	51	18	207	35.3	4.06	3	5.9	5	9.8	45	4/20	28.4
Sauter	9	6	59	66.7	6.56	0	0.0	0	0.0	31	0/0	85.0
Booker	5	1	44	20.0	8.80	1	20.0	0	0.0	44	0/0	103.3
L. Johnson	1	1	27	100.0	27.0	0	0.0	0	0.0	27	1/0	118.8
Maynard	1	1	12	100.0	12.00	1	100.0	0	0.0	12	0/0	156.3
Urlacher	1	0	0	0.0	0.00	0	0.0	0	0.0	0	0/0	39.6
<b>BEARS</b>	<b>543</b>	<b>310</b>	<b>3316</b>	<b>57.1</b>	<b>6.11</b>	<b>22</b>	<b>4.1</b>	<b>18</b>	<b>3.3</b>	<b>76</b>	<b>44/265</b>	<b>74.8</b>
<b>OPPONENTS</b>	<b>547</b>	<b>335</b>	<b>3782</b>	<b>61.2</b>	<b>6.91</b>	<b>24</b>	<b>4.4</b>	<b>9</b>	<b>1.6</b>	<b>85</b>	<b>35/252</b>	<b>89.7</b>

Score by Period	1	2	3	4	OT	Tot
BEARS	45	93	61	79	3	281
OPPONENTS	41	148	92	89	9	379

SCORING	TDs	Ru-Pa	R	K-PAT	FG	2pt	Pts
Edinger	0	0	0	0	29/29	22/28	0 95
Booker	6	0	6	0	0	0	36
Thomas	6	0	6	0	0	0	36
White	4	0	4	0	0	0	24
Davis	3	0	3	0	0	0	18
M. Robinson	3	0	3	0	0	0	18
Terrell	3	0	3	0	0	0	18
Lyman	2	0	2	0	0	0	12
M. Brown	1	0	1	0	0	0	6
L. Johnson	1	1	0	0	0	0	6
Peterson	1	1	0	0	0	0	6
Pritchett	1	0	1	0	0	0	6
<b>BEARS</b>	<b>31</b>	<b>6</b>	<b>22</b>	<b>1</b>	<b>29/29</b>	<b>22/28</b>	<b>0 281</b>
<b>OPPONENTS</b>	<b>38</b>	<b>13</b>	<b>24</b>	<b>1</b>	<b>34/34</b>	<b>37/44</b>	<b>1 379</b>

2-Pt. Conversions: TEAM 0-2, OPPONENTS 2-3

RUSHING	No	Yds	Avg	Lg	TD
Thomas	214	721	3.4	34	6
L. Johnson	103	329	3.2	23	1
Burns	5	104	6.9	17	0
Peterson	19	101	5.3	14	1
Chandler	10	32	3.2	14	0
Maynard	1	20	20.0	20	0
Miller	13	11	0.8	5	0
White	3	11	3.7	21	0
Sauter	2	8	4.0	7	0
Merritt	1	5	5.0	5	0
Pritchett	1	2	2.0	2	0
<b>BEARS</b>	<b>382</b>	<b>1344</b>	<b>3.5</b>	<b>34</b>	<b>8</b>
<b>OPPONENTS</b>	<b>504</b>	<b>2076</b>	<b>4.1</b>	<b>63</b>	<b>13</b>

RECEIVING	No	Yds	Avg	Lg	TD
Booker	37	1189	12.3	54	6
White	51	656	12.9	76	4
Thomas	24	163	6.8	19	0
M. Robinson	21	244	11.6	45	3
Davis	20	193	9.7	37	3
Pritchett	19	165	8.7	24	1
L. Johnson	16	125	7.8	31	0
Lyman	14	121	8.6	21	2
Merritt	14	100	7.1	25	0
Gilmore	10	130	13.0	30	0
Terrell	9	127	14.1	52	3
Shelton	7	34	4.9	8	0
Baxter	5	51	10.2	22	0
Peterson	3	18	6.0	16	0
<b>BEARS</b>	<b>310</b>	<b>3316</b>	<b>10.7</b>	<b>76</b>	<b>22</b>
<b>OPPONENTS</b>	<b>335</b>	<b>3782</b>	<b>11.3</b>	<b>85</b>	<b>24</b>

PUNTING	No	Yds	Avg	Net	TB	In	Lg	B
Maynard	87	3679	42.3	37.4	2	26	75	0
<b>BEARS</b>	<b>87</b>	<b>3679</b>	<b>42.3</b>	<b>37.4</b>	<b>2</b>	<b>26</b>	<b>75</b>	<b>0</b>
<b>OPPONENTS</b>	<b>78</b>	<b>3260</b>	<b>41.8</b>	<b>34.1</b>	<b>12</b>	<b>24</b>	<b>67</b>	<b>1</b>

INTS	No	Yds	Avg	Lg	TD
M. Brown	3	16	5.3	16	0
Austin	2	0	0.0	0	0
Moore	1	35	35.0	35	0
McQuarters	1	33	33.0	33	0
Howard	1	9	9.0	9	0
Urlacher	1	0	0.0	0	0
Azumah	0	18	18.0	18	0
<b>BEARS</b>	<b>9</b>	<b>111</b>	<b>12.3</b>	<b>35</b>	<b>0</b>
<b>OPPONENTS</b>	<b>18</b>	<b>258</b>	<b>14.3</b>	<b>72</b>	<b>1</b>

KO RETURNS	No	Yds	Avg	Lg	TD
Merritt	45	1029	22.9	63	0
L. Johnson	21	418	19.9	35	0
Abdullah	9	182	20.2	35	0
Sutherland	3	49	16.3	18	0
Peterson	2	37	18.5	21	0
White	2	47	23.5	27	0
Shelton	1	0	0.0	0	0
<b>BEARS</b>	<b>83</b>	<b>1762</b>	<b>21.2</b>	<b>63</b>	<b>0</b>
<b>OPPONENTS</b>	<b>61</b>	<b>1361</b>	<b>22.3</b>	<b>67</b>	<b>0</b>

PUNT RET.	Ret	FC	Yds	Avg	Lg	TD
L. Johnson	28	10	288	10.3	30	0
Merritt	10	2	71	7.1	18	0
<b>BEARS</b>	<b>38</b>	<b>12</b>	<b>359</b>	<b>9.4</b>	<b>30</b>	<b>0</b>
<b>OPPONENTS</b>	<b>46</b>	<b>19</b>	<b>386</b>	<b>8.4</b>	<b>57</b>	<b>0</b>

FGs	1-19	20-29	30-39	40-49	50+
Edinger	0/0	4/4	5/6	8/10	5/8
<b>BEARS</b>	<b>0/0</b>	<b>4/4</b>	<b>5/6</b>	<b>8/10</b>	<b>5/8</b>
<b>OPPONENTS</b>	<b>0/0</b>	<b>17/18</b>	<b>11/13</b>	<b>8/9</b>	<b>1/4</b>
Edinger: (49G, 49G, 43N) (50N) (31G, 25G, 58N, 25G) (48G, 24G) (153G, 42G) (30G, 53G) (39G, 40G, 32G) (37G, 48G, 50G) (35N, 22G, 40G) (52N) (52G) (53G, 48G) (48B) ( )					
<b>OPPONENTS</b> (30G, 22G, 42G) (50N, 37G, 27G, 45N) (148G, 49G, 39B) (49G, 28B, 36N, 35G, 50N) (55N, 30G, 24G, 48G) (44G, 24G, 24G) (23G, 36G, 27G, 22G) (57G, 31G, 42G, 25G) (122G) (21G, 31G, 27G) (23G, 29G) (42G, 28G) (25G) (30G, 32G, 33G, 26G, 33G)					

DEFENSE	(Top 10)	T	S	A	FF	FR	PD	Sa	Int
Urlacher	214	159	55	19	2	4	5	1	0
Green	138	89	49	5	0	2	1	0	0
Brown, M.	111	71	40	2	1	2	0	0	3
Azumah	92	73	19	2	2	0	1	0	0
Colvin	72	58	14	8	3	1	0	10.5	0
Caldwell	69	49	20	1	0	1	3	0	0
Daniels	64	40	24	3	0	1	5	5	0
Howard	57	43	14	2	0	0	0	0.5	1
McQuarters	51	38	13	1	0	1	0	1	0
Brown, A.	49	32	17	3	3	3	2	5	0
<b>SACKS:</b> Colvin 10.5, Daniels 5.5, Urlacher 4.5, Caldwell 3.0, A. Brown 2.5, Boone 1.5, Knight 1.5, Azumah 1.0, Green 1.0, B. Robinson 1.0, Traylor 1.0, Howard 0.5, Taylora 0.5									
<b>TEAM 35.0, OPPONENTS 44.0</b>									

## USUAL STARTERS

Offense	Defense
WR ... Dez White	RE ... Alex Brown
LT ... Mike Gandy	RT ... Keith Traylor
LG ... Kevin Dogins	LT ... Bryan Robinson
C ... Olin Kreutz	LE ... Phillip Daniels
RG ... Chris Villarrial	WLB ... Bobbie Howard
RT ... James Williams	MLB ... Brian Urlacher
TE ... John Davis	SLB ... Roosevelt Colvin
WR ... Marty Booker	CB ... Jerry Azumah
QB ... Jim Miller	LCB ... R.W. McQuarters
RB ... Anthony Thomas	SS ... Mike Green
FB ... Daimon Shelton	FS ... Mike Brown

## RANKINGS

Team Stats	Bears	Avg	Rank
Total Yards	4395	274.7	29
Rushing Yards	1344	84.0	32
Passing Yards	3051	190.7	24
Points Scored	281	17.6	27
	Opp	Avg	Rank
Total Yards	5606	350.4	25
Rushing Yards	2076	129.8	26
Passing Yards	3530	220.6	24
Points Scored	379	23.7	25

## 2003 CHICAGO BEARS STATISTICS

Record: 7-9, .438

3rd Place, NFC North  
Head Coach: Dick Jauron

09/07	L	7-49	at San Francisco	67,554
09/14	L	13-24	at Minnesota	64,144
09/29	L	23-38	GREEN BAY	61,500
10/05	W	24-21	OAKLAND	61,099
10/12	L	13-20	at New Orleans	68,390
10/19	L	17-24	at Seattle	65,671
10/26	W	24-16	DETROIT	61,428
11/02	W	20-7	SAN DIEGO	61,500
11/09	L	10-12	at Detroit	61,492
11/16	L	21-23	ST. LOUIS	61,820
11/23	W	19-10	at Denver	75,540
11/30	W	28-3	ARIZONA	61,550
12/07	L	21-34	at Green Bay	70,458
12/14	W	13-10	MINNESOTA	61,804
12/21	W	27-24	WASHINGTON	61,719
12/28	L	3-31	at Kansas City	78,413

		Bears	Opp
TOTAL FIRST DOWNS		264	289
Rushing		104	104
Passing		143	156
Penalty		17	29
3rd Down: Made/Att		77/228	84/213
3rd Down Pct		33.8	39.4
4th Down: Made/Att		15/23	6/15
4th Down Pct		65.2	40.0
POSSESSION AVG.		29:39	30:21
TOTAL NET YARDS		4380	4947
Avg. Per Game		273.8	309.2
Total Plays		1001	992
Avg. Per Play		4.4	5.0
NET YARDS RUSHING		1763	1865
Avg. Per Game		110.2	116.6
Total Rushes		443	449
NET YARDS PASSING		2617	3082
Avg. Per Game		163.6	192.6
Sacked/Yards Lost		43/288	18/105
Gross Yards		2905	3187
Attempts/Completions		515/271	525/326
Completion Pct		52.6	62.1
Had Intercepted		20	15
PUNTS/AVERAGE		81/40.2	76/40.4
NET PUNTING AVG.		81/34.6	76/33.3
PENALTIES/YARDS		92/886	93/746
FUMBLES/BALL LOST		25/9	19/5
TOUCHDOWNS		29	36
Rushing		13	13
Passing		12	20
Returns		4	3

PASSING	Att	Cmp	Yds	Cmp%	Yd/Att	TD	TD%	Int	Int%	Lg	Sack/Lost	Rating
Stewart	251	126	1418	50.2	5.65	7	2.8	12	4.8	611	25/145	56.6
Chandler	192	107	1050	55.7	5.47	3	1.6	7	3.6	37	14/101	61.3
Grossman	72	38	437	52.8	6.07	2	2.8	1	1.4	59t	4/41	74.8
BEARS	515	271	2905	52.6	5.64	12	2.3	20	3.9	611	43/288	61.0
OPPONENTS	525	326	3187	62.1	6.07	20	3.8	15	2.9	51	18/105	79.9

Score by Period	1	2	3	4	OT	Tot
BEARS	46	76	53	108	0	283
OPPONENTS	69	109	50	118	0	346

SCORING	TDs:Ru-Pa-R	K-PAT	FG	2pt	Pts
Edinger	0	0	0	0	27/27 26/36 0 105
Thomas	6	6	0	0	0 36
Booker	4	0	4	0	0 24
Stewart	3	3	0	0	1 20
White	3	0	3	0	0 18
Azumah	2	0	0	2	0 12
Clark	2	0	2	0	0 12
Forsey	2	2	0	0	0 12
Gage	2	0	2	0	0 12
Pritchett	2	2	0	0	0 12
Briggs	1	0	0	1	0 6
McQuarters	1	0	0	1	0 6
Tennell	1	0	1	0	0 6
Chandler	0	0	0	0	1 2
BEARS	29	13	12	4	27/27 26/36 2 283
OPP.	36	13	20	3	31/33 31/38 3 346
2-Pt. Conversions: BEARS 2/2, OPPONENTS 3/3					

RUSHING	No	Yds	Avg	Lg	TD
Thomas	244	1024	4.2	67t	6
Stewart	59	290	4.9	25	3
Forsey	50	191	3.8	17	2
Peterson	22	70	3.2	10	0
Pritchett	21	93	4.4	18	2
Abdullah	18	37	2.1	10	0
Chandler	14	35	2.5	11	0
Wade	5	14	2.8	6	0
White	2	13	6.5	12	0
Tennell	1	4	4.0	4	0
Maynard	1	0	0.0	0	0
Grossman	3	-1	-0.3	0	0
Booker	3	-7	-2.3	1	0
BEARS	443	1763	4.0	67t	13
OPPONENTS	449	1865	4.2	60t	13

RECEIVING	No	Yds	Avg	Lg	TD
Booker	52	715	13.8	61t	6
White	49	583	11.9	49	3
Clark	44	433	9.8	31	2
Tennell	43	361	8.4	35	1
Pritchett	16	83	4.6	20	0
Gage	17	338	19.9	57	2
Wade	12	137	11.4	24	0
Lyman	11	80	7.3	12	0
Thomas	9	36	4.0	9	0
Abdullah	8	55	6.9	17	0
Merritt	3	50	16.7	25	0
Forsey	3	37	12.3	22	0
Peterson	1	5	5.0	5	0
Krutz	1	-8	-8.0	-8	0
BEARS	271	2905	10.7	61t	12
OPPONENTS	326	3187	9.8	51	20

PUNTING	No	Yds	Avg	Net	TB	In	Lg	B
Maynard	79	3258	41.2	34.6	9	23	53	2
BEARS	81	3258	40.2	34.6	9	23	53	2
OPPONENTS	76	3073	40.4	33.3	4	21	62	0

INTS	No	Yds	Avg	Lg	TD
Azumah	4	44	11.0	25	0
Tillman	4	27	6.8	32	0
McQuarters	2	72	36.0	43	0
M. Brown	2	0	0.0	0	0
Briggs	1	45	45.0	45t	1
Green	1	3	3.0	3	0
A. Brown	1	0	0.0	0	0
BEARS	15	191	12.7	45t	1
OPPONENTS	20	390	19.5	90t	2

KO RETURNS	No	Yds	Avg	Lg	TD
Azumah	41	1191	29.0	69t	2
Merritt	20	405	20.3	35	0
Abdullah	5	62	12.4	17	0
Tafaya	4	55	13.8	19	0
Gilmore	3	25	8.3	11	0
BEARS	73	1738	23.8	69t	2
OPPONENTS	64	1367	21.4	96t	1

PUNT RET.	Ret	FC	Yds	Avg	Lg	TD
McQuarters	37	12	452	12.2	60t	1
Wade	2	1	9	4.5	10	0
BEARS	39	13	461	11.8	60t	1
OPPONENTS	36	13	277	7.7	35	0

FGs	1-19	20-29	30-39	40-49	50+
Edinger	1/1	4/4	9/13	9/14	3/4
BEARS	1/1	4/4	9/13	9/14	3/4
OPPONENTS	0/0	12/12	12/14	6/9	1/3
Edinger: (1)42G 43G (1)31G 38G 41G (3)5G 50G.					
48G (2)31G (3)50G 35G 40G (3)7G 32G (3)8G.					
22G (1)43G 48G 41N (3)4N (1)33G 32G 54G 47G.					
(44N 43N) (1)36G 22G 48N (1)19G 30N 33N 45G.					
(52N 48G)					
OPPONENTS: (22G 29G 28G 24G 26G) (23G.					
53N (34G) (36G 39G 32G 31G 47B 49G) (38N.					
50G 30G) (50N 45G) (1)46N (24G 25G 38G 48G)					
(41G 44G 31G) (40N) (31G) (24G 38G 35G 45G)					
(22G) (27G 31N) (38G)					

DEFENSE	(Top 10)	T	S	A	FF	FR	PD	Sa	Int
Urlacher	153	112	41	0	0	3	2.5	0	
Azumah	90	65	25	0	0	10	1.0	4	
Tillman	89	64	25	1	0	14	1.0	4	
Briggs	81	62	19	0	0	5	0.0	1	
M. Brown	81	57	24	0	0	6	0.0	2	
A. Brown	79	61	18	2	1	4	5.5	1	
Holdman	79	56	23	1	0	0	0.0	0	
Daniels	64	48	18	1	0	4	2.5	0	
Gray	62	42	20	0	1	6	1.0	0	
Green	48	31	17	0	0	3	0.5	1	

SACKS: A. Brown 5.5, Daniels 2.5, Urlacher 2.5.  
Haynes 2.0, Azumah 1.0, Boone 1.0, Gray 1.0.  
Robinson 1.0, Tillman 1.0, Green 0.5

BEARS: 18.0, OPPONENTS: 43.0

## USUAL STARTERS

Offense	Defense
WR ... Dez White	RE ... Alex Brown
LT ... Mike Gandy	RT ... Bryan Robinson
LG ... Steve Edwards	LT ... Keith Traylor
C ... Olin Kreutz	LE ... Phillip Daniels
RG ... Chris Villarrial	WLB ... Warrick Holdman
RT ... Aaron Gibson	MLB ... Brian Urlacher
TE ... Desmond Clark	SLB ... Lance Briggs
WR ... Marty Booker	RCB ... Jerry Azumah
QB ... Kordell Stewart	LCB ... Charles Tillman
RB ... Anthony Thomas	FS ... Bobby Gray
FB ... Stanley Pritchett	FS ... Mike Brown

## RANKINGS

Team Stats	Bears	Avg	Rank
Total Yards	4380	273.8	28
Rushing Yards	1763	110.2	18
Passing Yards	2617	163.6	30
Points Scored	283	17.7	123

	Opp	Avg	Rank
Total Yards	4947	309.2	14
Rushing Yards	1865	116.6	16
Passing Yards	3082	192.6	13
Points Scored	346	18.1	15



## 2004 CHICAGO BEARS STATISTICS

Record: 5-11, .312

4th Place, NFC North  
Head Coach: Lovie Smith

09/12	L	16-20	DETROIT	61,535
09/19	W	21-10	at Green Bay	70,688
09/26	L	22-27	at Minnesota	64,163
10/03	L	9-19	PHILADELPHIA	61,894
10/17	L	10-13	WASHINGTON	61,945
10/24	L	7-19	at Tampa Bay	65,550
10/31	W	23-13	SAN FRANCISCO	62,054
11/07	W	28-21	at N. Y. Giants	78,786
11/14	W	19-17	at Tennessee	68,932
11/21	L	10-41	INDIANAPOLIS	61,908
11/25	L	7-21	at Dallas	64,026
12/05	W	24-21	MINNESOTA	62,051
12/12	L	3-22	at Jacksonville	67,572
12/19	L	5-24	HOUSTON	62,122
12/26	L	13-19	at Detroit	61,924
01/02	L	14-31	GREEN BAY	62,197

TOTAL FIRST DOWNS		230	302
Rushing		84	109
Passing		121	165
Penalty		25	28
3rd Down: Made/Att		56/223	67/220
3rd Down Pct.		25.1	30.5
4th Down: Made/Att		6/19	4/15
4th Down Pct.		31.6	26.7
POSSESSION AVG.		28:20	31:40
TOTAL NET YARDS		3816	5390
Avg. Per Game		238.5	336.9
Total Plays		967	1046
Avg. Per Play		3.9	5.2
NET YARDS RUSHING		1624	2050
Avg. Per Game		101.5	128.1
Total Rushes		430	496
NET YARDS PASSING		2192	3340
Avg. Per Game		137.0	208.8
Sacked/Yards Lost		66/449	35/173
Gross Yards		2641	3513
Attempts/Completions		471/249	515/287
Completion Pct.		52.9	55.7
Had Intercepted		16	17
PUNTS/AVERAGE		110/42.6	92/40.4
NET PUNTING AVG.		110/38.3	92/32.0
PENALTIES/YARDS		124/556	120/914
FUMBLES/BALL LOST		35/21	21/12
TOUCHDOWNS		26	36
Rushing		10	9
Passing		9	23
Returns		7	4

PASSING	Att	Cmp	Cmp%	Yd/Att	TD	TD%	Int	Int%	Lg	Sack/Lost	Rating	
Hutchinson	161	92	903	57.1	5.61	4	2.5	3	1.9	63	23/160	73.6
Krenzel	127	59	718	46.5	5.65	3	2.4	6	4.7	49	23/158	52.5
Quinn	98	51	413	52.0	4.21	1	1.0	3	3.1	32	15/109	53.7
Grossman	84	47	607	56.0	7.23	1	1.2	3	3.6	40	5/22	67.9
Edinger	1	0	0	0.0	0.00	0	0.0	0	0.0	0	0/0	0.0
BEARS	471	249	2641	52.9	5.61	9	1.9	16	3.4	63	66/449	61.7
OPPONENTS	515	287	3513	55.7	6.82	23	4.5	17	3.3	69	35/173	78.1

Score by Period		1	2	3	4	OT	Tot
BEARS		34	80	36	79	2	231
OPPONENTS		78	117	50	86	0	331

SCORING		TDs	Ru	Pa	R	K	PAT	FG	Zpt	Pts
Edinger		0	0	0	0	22/22	15/24	0	105	
T. Jones		7	7	0	0			0	42	
Bernian		2	0	2	0			0	12	
B. Johnson		2	0	2	0			0	12	
McKie		2	0	2	0			0	12	
McQuarters		2	0	2	0			0	12	
Thomas		2	2	0	0			0	12	
Azumah		1	0	0	1			0	6	
Briggs		1	0	0	1			0	6	
M. Brown		1	0	0	1			0	6	
Clark		1	0	0	1			0	6	
Grossman		1	1	0	0			0	6	
Haynes		1	0	0	1			0	6	
Lyman		1	0	0	1			0	6	
Terrell		1	0	0	1			0	6	
Vasher		1	0	0	1			0	6	
Krenzel		0	0	0	0			0	2	
Ogunleye		0	0	0	0			1	2	
BEARS		26	10	9	7	22/22	15/24	3	231	
OPPS		36	9	23	4	35/35	26/36	1	331	

2-Pt. Conversions: Krenzel, BEARS 1-4.

OPPONENTS: 0-1

RUSHING

No Yds Avg Lg TD

T. Jones 240 948 4.0 54 7

Thomas 122 404 3.3 41 2

Wade 12 76 6.3 14 0

Grossman 11 48 4.4 8 1

Krenzel 18 41 2.3 12 0

Quinn 3 35 11.7 23 0

Bernian 8 28 3.5 25 0

Peterson 6 19 3.2 13 0

Hutchinson 6 14 2.3 11 0

Terrell 3 10 3.3 20 0

McKie 1 1 1.0 1 0

BEARS 430 1624 3.8 54 10

OPPONENTS 496 2050 4.1 40 9

RECEIVING

No Yds Avg Lg TD

T. Jones 56 427 7.6 45 0

Terrell 42 699 16.6 63 1

Wade 42 481 11.5 40 0

Clark 24 282 11.8 31 1

Thomas 17 132 7.8 30 0

Bernian 15 225 15.0 49 2

B. Johnson 14 55 3.9 14 2

McKie 13 70 5.4 15 2

Gage 12 156 13.0 32 0

Lyman 11 73 6.6 13 1

Peterson 2 30 15.0 30 0

Gilmore 1 11 11.0 11 0

BEARS 249 2641 10.6 63 9

OPPONENTS 287 3513 12.2 69 23

PUNTING

No Yds Avg Net TB In Lg B

B. Maynard 106 4638 42.9 38.7 5 34 58 0

Edinger 2 53 26.5 18.0 0 1 30 0

BEARS 110 4691 42.6 38.3 5 35 58 0

OPPONENTS 92 3713 40.4 32.0 13 18 57 0

INTS

No Yds Avg Lg TD

Vasher 5 177 35.4 71 1

Azumah 4 128 32.0 70 1

McQuarters 2 85 42.5 45 1

Green 2 0 0.0 0 0

Haynes 1 45 45.0 45 1

Urlacher 1 42 42.0 42 0

Briggs 1 38 38.0 38 1

Gray 1 31 31.0 31 0

BEARS 17 546 32.1 71 5

OPPONENTS 16 222 13.9 45 1

KO RETURNS

No Yds Avg Lg TD

Azumah 42 924 22.0 73 0

Bernian 17 385 22.6 41 0

D. Jones 6 112 18.7 23 0

McKie 3 65 21.7 25 0

Peterson 3 57 19.0 22 0

McQuarters 2 46 23.0 37 0

B. Johnson 1 18 18.0 18 0

BEARS 74 1607 21.7 73 0

OPPONENTS 54 1160 21.5 43 0

PUNT RET.

Ret FC Yds Avg Lg TD

McQuarters 44 13 435 9.9 75 1

Bernian 2 2 10 5.0 12 0

Gage 0 0 56 - 56 0

Gray 0 0 9 - 9 0

BEARS 46 15 510 11.1 75 1

OPPONENTS 57 21 380 6.7 29 0

FGs

1-19 20-29 30-39 40-49 50+

Edinger 0/0 5/7 2/5 4/7 3/5

BEARS 0/0 6/7 2/5 4/7 3/5

OPPONENTS 0/0 11/11 6/8 7/11 2/6

Edinger:(27B) (45N) (34G, 23G, 39N, 32G) (25G)

(46G) (1) (52G, 45G, 53N, 27G) (22G, 21G) (39N,

29G) (51G) (48N) (53G, 52N) (47N, 42G) (39N,

43G) ( ) ( )

OPPONENTS:(27G, 21G) (25G, 45N) (48N, 42G,

24G) (51G, 42G, 42G, 40G, 39N, 45N) (41G, 26G) (

22G, 22G) (48G, 51G, 50N) ( ) (58N, 33G, 52B)

(34G, 20G) (52N) (38N) (30G, 25G) (42N, 20G)

(31G, 39G, 34G, 40G) (20G)

DEFENSE

(Top 10)

T S A FF FR PD Sa Int

Briggs \*68 112 56 0 0 5 0 5 1

Green \*32 84 48 1 4 11 1 5 2

Urlacher 105 57 48 2 0 3 5 5 1

Hillmeyer 90 50 40 1 1 1 2 5 0

McQuarters 80 59 21 0 1 8 2 0 2

Scott 77 41 36 1 1 2 2 0 0

A. Brown 73 43 30 2 1 4 6 0 0

T. Johnson 72 53 19 0 1 4 0 0 0

Harris 58 33 25 1 0 0 3 5 0

Azumah 56 45 11 3 0 7 1 5 4

SACKS: A. Brown 6.0, Urlacher 5.5, Ogunleye 5.0,

Harris 3.5, Boone 2.5, Hillmeyer 2.5, Haynes

2.0, Scott 2.0, Azumah 1.5, Green 1.5, Idonije 1.0,

Worrell 1.0, Briggs 0.5, Ta. Johnson 0.5

BEARS: 35.0, OPPONENTS: 66.0

## USUAL STARTERS

Offense		Defense	
WR ...David Terrell		RE ...Alex Brown	
LT ...Qasim Mitchell		RT ...Ian Scott	
LG ...Ruben Brown		LT ...Tommie Harris	
C ...Olin Kreutz		LE ...Adewale Ogunleye	
RG ...Steve Edwards		WLB ...Lance Briggs	
RT ...John Tait		MLB ...Brian Urlacher	
TE ...Desmond Clark		SLB ...Hunter Hillmeyer	
WR ...Bobby Wade		RCB ...Jerry Azumah	
QB ...Chad Hutchinson		LCB ...Charles Tillman	
RB ...Thomas Jones		SS ...Mike Green	
FB ...Bryan Johnson		FS ...Todd Johnson	

## RANKINGS

Team Stats		Bears	Avg	Rank
Total Yards		3816	238.5	32
Rushing Yards		1624	101.5	425
Passing Yards		2192	137.0	32
Points Scored		231	14.4	32
		Opp	Avg	Rank
Total Yards		5390	336.9	21
Rushing Yards		2050	128.1	25
Passing Yards		3340	208.8	15
Points Scored		331	20.7	13

## 2005 CHICAGO BEARS STATISTICS

Record: 11-5, .688

**1st Place, NFC North**  
**Head Coach: Lovie Smith**

09/11	L	7-9	at Washington	67.554
09/16	W	38-6	DETROIT	64.144
09/25	L	7-24	CINCINNATI	61.500
10/09	L	10-20	at Cleveland	61.099
10/16	W	28-3	MINNESOTA	68.390
10/23	W	10-6	BALTIMORE	65.671
10/30	W	19-13	at Detroit	61.428
11/06	W	20-17	at New Orleans	61.500
11/13	W	17-9	SAN FRANCISCO	61.492
11/20	W	13-3	CAROLINA	61.820
11/27	W	13-10	at Tampa Bay	75.540
12/04	W	19-7	GREEN BAY	61.550
12/11	L	9-21	at Pittsburgh	70.458
12/18	W	16-3	ATLANTA	61.804
12/25	W	24-17	at Green Bay	61.719
01/01	L	10-34	at Minnesota	78.413
<b>PLAYOFFS</b>				
01/15	L	21-29	CAROLINA	66.944

	Bears	Opp
<b>TOTAL FIRST DOWNS</b>	<b>233</b>	<b>259</b>
Rushing	99	83
Passing	111	153
Penalty	23	23
3rd Down Made/Att	62/215	76/233
3rd Down Pct.	28.8	31.9
4th Down Made/Att	7/16	6/20
4th Down Pct.	43.8	30.0
<b>POSSESSION AVG.</b>	<b>28:41</b>	<b>31:19</b>
<b>TOTAL NET YARDS</b>	<b>4101</b>	<b>4509</b>
Avg Per Game	256.3	281.8
Total Plays	937	1034
Avg. Per Play	4.4	4.4
<b>NET YARDS RUSHING</b>	<b>2099</b>	<b>1637</b>
Avg Per Game	131.2	102.3
Total Rushes	488	443
<b>NET YARDS PASSING</b>	<b>2002</b>	<b>2872</b>
Avg Per Game	125.1	179.5
Sacked/Yards Lost	31/199	41/275
Gross Yards	2201	3147
Attempts/Completions	418/219	550/313
Completion Pct.	52.4	56.9
Had Intercepted	15	24
<b>PUNTS/AVERAGE</b>	<b>98/40.5</b>	<b>97/41.1</b>
<b>NET PUNTING AVG.</b>	<b>98/35.0</b>	<b>97/35.1</b>
<b>PENALTIES/YARDS</b>	<b>105/850</b>	<b>118/1016</b>
<b>FUMBLES/BALL LOST</b>	<b>32/13</b>	<b>26/10</b>
<b>TOUCHDOWNS</b>	<b>38</b>	<b>20</b>
Rushing	11	9
Passing	11	10
Returns	6	

PASSING	Att	Cmp	Pct	Cmp%	Yd/Att	TD	TD%	Int	Int%	Lg	Sack/Lost	Rating
Orton	368	190	1669	51.6	5.08	3	2.4	13	3.5	54	30/190	59.7
Grassman	39	20	259	51.3	6.64	1	2.6	2	5.1	54	1/9	59.7
Blake	9	6	55	88.9	6.1	1	11.1	0	0.0	17	0/0	129.2
Maynard	2	1	18	50.0	9.00	0	0.0	0	0.0	18	0.0	81.3
BEARS	418	219	2201	52.4	5.27	11	2.6	15	3.6	54	31/119	59.7
OPPONENTS	550	313	3147	56.9	5.72	10	1.8	24	4.4	56	41/275	61.2

Score by Period	1	2	3	4	OT	Tot
BEARS	54	82	54	64	6	260
OPPONENTS	35	69	34	64	0	202

SCORING	IDS	R	P	K	PAT	FG	2pt	pts
Gould	0	0	0	0	19/20	21/27	0	82
Jones	9	9	0	0			0	54
Muhammad	4	0	0	0			0	24
Clark	2	0	2	0			0	12
M. Edwards	2	0	2	0			0	12
Gago	2	0	2	0			0	12
Peterson	2	2	0	0			0	12
Vasher	2	0	0	2			0	12
Brien	0	0	0	0	7/7	1/4	0	10
Briggs	1	0	0	1			0	6
M. Brown	1	0	0	1			0	6
Gilmore	1	0	1	0			0	6
Tillman	1	0	0	1			0	6
Wade	1	0	0	1			0	6
<b>BEARS</b>	<b>28</b>	<b>11</b>	<b>11</b>	<b>6</b>	<b>26/27</b>	<b>22/31</b>	<b>0</b>	<b>260</b>
<b>OPPS</b>	<b>29</b>	<b>0</b>	<b>10</b>	<b>1</b>	<b>19/20</b>	<b>21/29</b>	<b>0</b>	<b>202</b>

RUSHING	No	Yds	Avg	Lg	TD
Jones	314	1335	4.3	42	9
Peterson	76	391	5.1	36	2
Benson	67	272	4.1	36	0
Cirton	24	44	1.8	15	0
Bernia	2	31	15.5	37	0
McKie	3	22	7.3	13	0
B. Johnson	1	5	5.0	5	0
Blake	1	-1	-1.0	-1	0
<b>BEARS</b>	<b>488</b>	<b>2099</b>	<b>4.3</b>	<b>42</b>	<b>11</b>
<b>OPPONENTS</b>	<b>443</b>	<b>1637</b>	<b>3.7</b>	<b>61</b>	<b>9</b>

RECEIVING	No	Yds	Avg	Lg	TD
Muhammad	64	750	11.7	33	4
Gage	31	346	11.2	25	2
Jones	26	143	5.5	41	0
Clark	24	229	9.5	31	2
Bradley	18	230	12.8	54	0
Bernan	13	246	18.9	54	0
Wade	10	80	8.0	17	0
M. Edwards	10	66	6.6	13	2
Petersen	7	48	6.9	18	0
B. Johnson	5	15	3.0	7	0
Mckie	4	15	3.8	11	0
Reid	3	20	6.7	10	0
Berlin	2	9	4.5	9	0
Benson	1	3	3.0	3	0
Gimore	1	1	1.0	11	1
<b>BEARS</b>	<b>219</b>	<b>2201</b>	<b>10.1</b>	<b>54</b>	<b>11</b>
<b>OPPONENTS</b>	<b>313</b>	<b>3147</b>	<b>10.1</b>	<b>56</b>	<b>10</b>

PUNTING	No	Yds	Avg	Net	TB	In	Lg	B
Maynard	96	3937	41.0	35.3	11	24	63	1
Gould	1	28	28.0	9.0	0	0	28	0
BEARS	98	3965	40.5	35.0	11	24	63	1
OPPONENTS	97	3982	41.1	35.1	8	27	59	0

INTS	No	Yds	Avg	Lg	TD
Vasher	8	145	18.1	46	1
Tillman	5	172	34.4	95	1
M. Brown	3	116	38.7	72	1
C. Harris	3	44	14.7	44	0
Briggs	2	30	15.0	20	1
Green	1	14	14.0	14	0
Scott	1	3	3.0	3	0
Hillenmayer	1	0	0.0	0	0
<b>BEARS</b>	<b>24</b>	<b>524</b>	<b>21.8</b>	<b>95</b>	<b>4</b>
<b>OPPONENTS</b>	<b>15</b>	<b>66</b>	<b>4.4</b>	<b>25</b>	<b>0</b>

NO RETURNS	No	Yds	Avg	Lg	TD
Azumah	32	705	22.0	40	0
Davis	11	251	22.8	34	0
Bradley	4	70	17.5	23	0
McKee	3	29	9.7	17	0
Peterson	2	32	16.0	19	0
Gilmore	1	5	5.0	5	0
Idonije	1	0	0.0	0	0
Vasher	1	0	0.0	0	0
<b>BEARS</b>	<b>55</b>	<b>1092</b>	<b>19.9</b>	<b>40</b>	<b>0</b>
<b>OPPONENTS</b>	<b>63</b>	<b>1255</b>	<b>19.9</b>	<b>45</b>	<b>0</b>

PUNT RET.	Ret	FC	Yds	Avg	Lg	TD
Wade	33	9	317	9.6	73t	1
Bernan	8	3	69	8.6	24	0
Davis	5	1	31	6.2	21	0
<b>BEARS</b>	<b>46</b>	<b>13</b>	<b>417</b>	<b>9.1</b>	<b>73t</b>	<b>1</b>
<b>OPPONENTS</b>	<b>39</b>	<b>13</b>	<b>312</b>	<b>8.0</b>	<b>85t</b>	<b>1</b>

[illegible]

DEFENSE								
(Top 10)	T	S	A	FF	FR	PD	Sa	In
Unracher	171	101	79	1	0	7	6	0
Enggs	170	86	84	3	2	13	2	0
Tilman	104	84	26	4	0	18	1	0
M. Brown	89	67	22	1	0	6	1	3
Ogunleye	77	48	29	3	1	4	10	0
A. Brown	75	48	27	3	0	8	6	0
Hillenmeyer	71	38	33	0	0	2	1	1
C. Harris	70	43	27	0	1	8	1	0
T. Harris	59	38	21	2	2	0	3	0
Vasnet	57	43	14	1	0	18	0	8

**SACKS:** Ogunleye 10, A. Brown 8, Unracher 6, Ta Johnson 5, T. Harris 3, Briggs 2, Boone 1.5, Haynes 1.5, Azumah 1, M. Brown 1, C. Harris 1, Hillenmeyer 1, Idonje 1, Tilman 1.

**BEARS:** 41.0, **OPPONENTS:** 31.0

### USUAL STARTERS

Offense		Defense	
WR ... Muhsin Muhammad		RE ... Alex Brown	
LT ... John Tait		RT ... Ian Scott	
LG ... Ruben Brown		LE ... Tommie Harris	
C ... John Kretz		LC ... Adekale Ogunleye	
CG ... Terrence Metcalf		WLB ... Lance Briggs	
TE ... Fred Miller		MLB ... Brian Urlacher	
RT ... Desmond Clark		SLB ... Hunter Hillenmeyer	
WR ... Justin Gage		RCB ... Nathan Vasher	
QB ... Kyle Orton		LCB ... Charles Tillman	
FB ... Thomas Jones		SS ... Mike Brown	
FB ... Bryan Johnson		FS ... Chris Harris	

## RANKINGS

Team Stats	Bears	Avg	Rank
Total Yards	4101	256.3	.29
Rushing Yards	2099	131.2	.8
Passing Yards	2002	125.1	.31
Points Scored	260	16.3	.126

	Opp	Avg	Rank
Total Yards	4509	281.8	.2
Rushing Yards	1637	102.3	.11
Passing Yards	2872	179.5	.5
Points Scored	202	12.6	.1



## 2006 CHICAGO BEARS STATISTICS

Record: 13-3, .812

1st Place, NFC North  
Head Coach: Lovie Smith

09/10	W	26-0	at Green Bay	70,918
09/17	W	34-7	DETROIT	62,181
09/24	W	19-16	at Minnesota	63,754
10/01	W	37-6	SEATTLE	62,225
10/08	W	40-7	BUFFALO	62,206
10/16	W	24-23	at Arizona	63,977
10/29	W	41-10	SAN FRANCISCO	62,200
11/05	L	13-31	MIAMI	62,206
11/12	W	38-20	at NY Giants	78,641
11/19	W	10-0	at NY Jets	77,632
11/26	L	13-17	at New England	68,756
12/03	W	23-13	MINNESOTA	62,221
12/11	W	42-27	at St. Louis	66,234
12/17	W	34-31	at TAMPA BAY	62,260
12/24	W	26-21	at Detroit	60,665
12/31	L	7-26	GREEN BAY	62,287
PLAYOFFS				
01/14	W	27-24	at SEATTLE	62,184
01/21	W	39-14	NEW ORLEANS	61,617
02/04	L	17-29	Indianapolis	74,512

\*Super Bowl XLI at Dolphin Stadium in Miami

	BEARS	OPP
TOTAL FIRST DOWNS	300	258
Rushing	103	77
Passing	161	159
Penalty	36	22
3rd Down: Made/Att	85/231	74/239
3rd Down Pct.	36.8	31.0
4th Down: Made/Att	9/13	10/16
4th Down Pct.	69.2	62.5
POSSESSION AVG.	30:34	29:26
TOTAL NET YARDS	5199	4706
Avg. Per Game	324.9	294.1
Total Plays	1042	1023
Avg. Per Play	5.0	4.6
NET YARDS RUSHING	1918	1590
Avg. Per Game	119.9	99.4
Total Rushes	503	402
NET YARDS PASSING	3281	3116
Avg. Per Game	205.1	194.8
Sacked/Yards Lost	25/165	40/272
Gross Yards	3446	3388
Attempts/Completions	514/282	581/328
Completion Pct.	54.9	56.5
Had Intercepted	22	24
PUNTS/AVERAGE	77/44.2	100/43.7
NET PUNTING AVG.	77/37.6	100/35.2
PENALTIES/YARDS	112/923	132/1084
FUMBLES/BALL LOST	26/14	32/20
TOUCHDOWNS	47	29
Rushing	14	7
Passing	24	18
Returns	9	4

PASSING	Att	Cmp	Yds	Cmp%	Yd/Att	TD	TD%	Int	Int%	Lg	Sack/Lost	Rating
Grossman	480	262	3193	54.6	6.65	23	4.8	20	4.2	52	21/142	73.9
Giese	32	18	220	56.3	6.88	1	3.1	2	6.3	75t	3/22	62.0
Jones	1	1	4	100.0	4.00	0	0.0	0	0.0	4	1/1	79.2
Maynard	1	1	37	100.0	37.00	0	0.0	0	0.0	37	0/0	118.8
BEARS	514	282	3446	54.9	6.70	24	4.7	22	4.3	75t	25/165	73.5
OPPONENTS	581	328	3388	56.5	5.83	18	3.1	24	4.1	64t	40/272	66.5

Score by Period	1	2	3	4	OT	Tot
BEARS	73	140	101	110	3	427
OPPONENTS	47	71	48	89	0	255

SCORING	TDs: Ru-Pa-R	K-PAT	FG	2pt Pts
Gould	0	0	0	47/47 32/36 0 143
Benson	6	6	0	0 0 0 36
Berrian	6	0	6	0 0 0 36
Clark	6	0	6	0 0 0 36
Hester	6	0	0	6 0 0 36
Jones	6	6	0	0 0 0 36
Muhammad	5	0	5	0 0 0 30
Bradley	3	0	3	0 0 0 18
Davis	2	0	2	0 0 0 12
Gilmore	2	0	2	0 0 0 12
Peterson	2	2	0	0 0 0 12
M. Brown	1	0	0	1 0 0 6
R. Manning	1	0	0	1 0 0 6
Tillman	1	0	0	1 0 0 6
Ta. Johnson	0	0	0	0 1 2 2
<b>Bears</b>	<b>47</b>	<b>14</b>	<b>24</b>	<b>9 47/47 32/36 1 427</b>

2-Pt. Conversions: BEARS 0/0, OPPONENTS: 0/1

RUSHING	No	Yds	Avg	Lg	TD
Jones	296	1210	4.1	30t	6
Benson	157	647	4.1	30	6
Peterson	10	41	4.1	11	2
McKie	8	18	2.3	7	0
Berrian	2	5	2.5	5	0
Grossman	24	2	0.1	22	0
Giese	6	-5	-0.8	0	0
BEARS	503	1918	3.8	30t	14
OPPONENTS	402	1590	4.0	53	17

RECEIVING	No	Yds	Avg	Lg	TD
Muhammad	60	863	14.4	40	5
Berrian	51	775	15.2	62	6
Clark	45	626	13.9	33	8
Jones	36	154	4.3	21	0
McKie	25	162	6.5	26	0
Davis	22	303	13.8	31	2
Bradley	14	282	20.1	75t	3
Benson	8	54	6.8	22	0
Peterson	6	88	14.7	37	0
Gilmore	6	38	6.3	18	2
Gage	4	68	17.0	34	0
Reid	4	37	9.3	19	0
Grossman	1	-4	-4.0	-4	0
BEARS	262	3446	12.2	75t	24
OPPONENTS	328	3388	10.3	64t	18

PUNTING	No	Yds	Avg	Net	TB	In	Lg	B
Maynard	77	3404	44.2	37.6	7	24	65	0
BEARS	77	3404	44.2	37.6	7	24	65	0
OPPONENTS	100	4368	43.7	35.2	12	23	67	0

INTS	No	Yds	Avg	Lg	TD
R. Manning	5	113	22.6	54t	1
Tillman	5	32	6.4	13	0
Urlacher	3	38	12.7	36	0
Vasher	3	11	3.7	7	0
D. Manning	2	26	13.0	15	0
A. Brown	2	22	11.0	18	0
C. Harris	2	19	9.5	16	0
Briggs	2	18	9.0	18	0
BEARS	24	524	21.8	54t	1
Opponents	15	66	4.4	55t	4

KO RETURNS	No	Yds	Avg	Lg	TD
Davis	32	753	23.5	42	0
Hester	20	528	26.4	96t	2
Peterson	3	49	16.3	25	0
D. Manning	1	20	20.0	20	0
McCliver	1	9	9.0	9	0
McKie	1	11	11.0	11	0
Muhammad	1	3	3.0	3	0
BEARS	59	1373	23.3	96t	2
OPPONENTS	83	1730	20.8	35	0

PUNT RET.	Ret	FC	Yds	Avg	Lg	TD
Hester	47	12	600	12.8	84t	3
Berrian	2	0	7	3.5	7	0
Wesley	1	0	0	0.0	0	0
BEARS	50	12	607	12.1	84t	3
OPPONENTS	38	14	367	9.7	48	0

FGs	1-19	20-29	30-39	40-49	50+
Gould	0/0	6/6	14/16	12/14	0/0
BEARS	0/0	6/6	14/16	12/14	0/0
OPPONENTS	0/0	9/9	2/5	6/9	1/4
Gould:(40G, 39G, 28G, 30G) (32G, 45G) (41G, 24G, 31G, 49G) (36G, 20G, 41G) (42G, 43G, 32G, 41G) (23G) (43G, 36G) (38G, 38G) (49G) (20G) (45B, 46G, 32G) ( ) (37N, 49N) (38G, 37N, 25G) (36G, 36G, 39G, 44G) ( )					
Opponents:(53N) (40N) (31G, 26G, 41G) (23G, 24G) ( ) (52N, 41G, 28G, 29G, 40N) (23G) (37B, 20G) (33N, 48G, 40G, 52N) ( ) (45G) (23G, 30G) (48N) (45G) ( ) (32N, 26G, 46G)					

DEFENSE	(Top 10)	T	S	A	FF	FR	PD	SA	Int
Urlacher	185	93	92	1	1	8	0	0	3
Briggs	176	117	59	4	1	9	1	0	2
Tillman	88	67	21	1	1	11	0	0	5
D. Manning	80	46	34	4	1	5	0	0	2
A. Brown	71	44	27	3	2	2	0	0	2
Hillenmeyer	63	32	36	0	1	3	0	0	0
Ogunleye	55	34	24	1	3	1	6	5	0
R. Manning	55	41	14	1	0	5	0	2	0
C. Harris	54	42	12	0	0	2	0	0	2
Anderson	48	35	13	4	1	2	12	0	0
SACKS: Anderson 12, A. Brown 7, Ogunleye 6.5, T. Harris 5, Ta. Johnson 3.5, Boone 2, R. Manning 2, Briggs 1, Worrell 1									
BEARS: 40.0, OPPONENTS: 25.0									

## USUAL STARTERS

Offense	Defense
WR ... Muhsin Muhammad	RE ... Alex Brown
LT ... John Tait	RT ... Tank Johnson
LG ... Ruben Brown	LT ... Tommie Harris
C ... Olin Kreutz	LE ... Adewale Ogunleye
RG ... Roberto Garza	WLB ... Lance Briggs
RT ... Fred Miller	MLB ... Brian Urlacher
TE ... Desmond Clark	SLB ... Hunter Hillenmeyer
WR ... Bernard Berrian	RCB ... Nathan Vasher
QB ... Rex Grossman	LCB ... Charles Tillman
RB ... Thomas Jones	SS ... Mike Brown
FB ... Jason McKie	FS ... Daniele Manning

## RANKINGS

Team Stats	Bears	Avg	Rank
Total Yards	5199	324.9	15
Rushing Yards	1918	119.9	15
Passing Yards	3281	205.1	14
Points Scored	427	26.7	12

	Opp	Avg	Rank
Total Yards	4706	294.1	5
Rushing Yards	1590	99.4	6
Passing Yards	3116	194.8	11
Points Scored	255	15.9	3

## STADIUM CODES

A	Atlanta Fulton Co. Stadium	3-4	G	Olympic Stadium, Berlin, Germany	*	PH	Municipal Stadium, Philadelphia	3-0
AC	Dome at Americas Center, St. Louis		GB	City Stadium, Green Bay	21-16-4	PI	Forbes Field, Pittsburgh	7-2-1
AD	Alphalee Coliseum	*	GD	Georgia Dome, Atlanta	2-1	PO	Portsmouth, OH	1-2-1
AK	Akron Rubber Bowl		GI	Gillette Stadium, Foxboro, MA	0-1	PP	Pro Player Stadium, Miami	1-1
AN	Anaheim Stadium	1-4	H	Astrodome, Houston	1-2	PX	University of Phoenix Stadium	1-0
B	Memorial Stadium, Baltimore	6-11	HF	Heinz Field, Pittsburgh	0-1	RJ	Raymond James Stadium, Tampa	2-4
BA	PSINet Stadium, Baltimore	0-1	I	RCA Dome, Indianapolis	2-0	RK	Rock Island, IL	
BF	Rich Stadium, Buffalo	1-4	IL	University of Illinois, Champaign	3-5	S	Soldier Field, Chicago	162-109-1
BK	Baker Bowl, Philadelphia	1-0-1	IN	Invesco Field at Mile High, Denver	1-0	SC	University of South Carolina	*
BO	Fenway Park, Boston	3-0-1	JR	Joe Robbie Stadium, Miami	1-0	SD	Qualcomm Stadium, San Diego	1-3
BR	Ebbets Field, Brooklyn		JX	Jacksonville Municipal Stad., FL	1-0	SE	Kingdome, Seattle	1-2
C	Ericsson Stadium, Charlotte, NC	0-1	AL	ALLTEL Stadium, Jacksonville	0-1	SF	3Com Park, San Francisco	4-9
CB	Cleveland Browns Stadium	0-1	KC	Arrowhead Stadium, Kansas City	2-3	SH	Shibe Park, Philadelphia	2-1
CG	CMGI Field, Foxboro, MA		KZ	Kezar Stadium, San Francisco	8-10	SI	Staten Island, NY	1-4
CI	Cinergy Field, Cincinnati	1-1	LA	Memorial Coliseum, LA	14-12-1	SL	Birch Stadium, St. Louis	1-5
CL	Cleveland Stadium	6-9	LI	Lambeau Field, Green Bay	18-21	SP	Joe Albi Stadium, Spokane, WA	*
CM	Comiskey Park, Chicago	13-10	LN	Wembley Stadium, London	*	SS	Seahawks Stadium, Seattle	0-1
CN	Fawcett Stadium, Canton, OH	*	M	Metrodome, Minneapolis	10-14	SW	Ulfeld Stadium, Sweden	*
CO	The Coliseum, Nashville, TN	1-0	MI	Orange Bowl, Miami	0-3	TB	Houlihan's Stadium, Tampa	13-7
CR	Crosley Field, Cincinnati	1-0	ML	County Stadium, Milwaukee	0-1	TL	Touhan Stadium, New Orleans	2-0
CS	Chicago Stadium	1-0	MN	Metropolitan Stad., Minneapolis	8-13	TM	Sun Devil Stadium, Tempe, AZ	2-1
D	Briggs (Tiger) Stadium, Detroit	21-18	MP	Mills Park, Chicago	0-0-1	TR	Three Rivers Stadium, Pittsburgh	1-3
DA	Cotton Bowl, Dallas	1-0	ND	Notre Dame, IN	*	TX	Tiger Stadium, Baton Rouge, LA	1-0
DB	Croke Park, Dublin, Ireland	*	NE	Foxboro Stadium, MA	0-1	TS	Texas Stadium, Irving, TX	2-6
DC	RFK Stadium, Washington, DC	3-5	NJ	Meadowlands, East Rutherford, NJ	7-2	TW	Trans World Dome, St. Louis, MO	1-1
DN	Mile High Stadium, Denver	2-4	NO	Superdome, New Orleans	3-5	UD	University of Detroit Stadium	1-1
DO	Dolphin Stadium, Miami	0-1	NP	Normal Park, Chicago	2-1	V	Veterans Stadium, Philadelphia	4-4
DS	Dyche Stadium, Northwestern U.	1-1	NY	Yankee Stadium, New York	2-2-1	VA	Vanderbilt Stadium, Nashville, TN	0-1
EJ	Edward Jones Dome, St. Louis, MO	1-0	O	Network Associates Coliseum, Oakland	1-2	W	Wrigley Field, Chicago	221-89-22
FF	FedEx Field, Washington, DC	1-2	P	Pontiac Silverdome, Detroit	11-14	WA	Griffith Stadium, Washington, DC	5-4
FO	Ford Field, Detroit, MI	2-3	PB	Paul Brown Stadium, Cincinnati	1-0			
FR	Franklin Field, Univ. of Penn	1-1	PG	Polo Grounds, New York	11-7-1			
FR	First Round Playoffs		CC	Conference Championship		thu	Thursday Night	
SR	Second Round Playoffs		NFL	NFL Title Game		thank	Thanksgiving Day	
WC	Wild Card Game		SB	Super Bowl		sat	Saturday	
WCR	Wild Card Round		+	Overtime		sn	Sunday Night	
DP	Divisional Playoff		mnl	Monday Night Football		*	preseason games only	



## ARIZONA CARDINALS

## W-57

## L-26

## T-6

1920 - Cardinals, 7-6 (H,NP)  
Staleys, 10-0 (V,W)

1921 - Tie, 0-0 (V,W)

1922 - Cardinals, 6-0 (V,CM) thank  
Cardinals, 9-0 (H,CM)

1923 - Bears, 3-0 (H,W) thank

1924 - Bears, 6-0 (H,W)  
Bears, 21-0 (V,CM) thank

1925 - Cardinals, 9-0 (V,CM)  
Tie, 0-0 (H,W) thank

1926 - Bears, 16-0 (V,W)  
Bears, 10-0 (H,S)  
Tie, 0-0 (H,W) thank

1927 - Bears, 9-0 (V,NP)  
Cardinals, 3-0 (H,W) thank

1928 - Bears, 15-0 (V,NP)  
Bears, 34-0 (H,W) thank

1929 - Tie, 0-0 (H,W)  
Cardinals, 40-6 (V,CM) thank

1930 - Bears, 32-6 (V,CM)  
Bears, 6-0 (H,W) thank

1931 - Bears, 26-13 (H,W)  
Bears, 18-7 (V,W) thank

1932 - Tie, 0-0 (H,W)  
Bears, 34-0 (V,W) thank

1933 - Bears, 12-9 (V,W)  
Bears, 22-6 (H,W) thank

1934 - Bears, 20-0 (H,W)  
Bears, 17-6 (H,W)

1935 - Tie, 7-7 (H,W)  
Bears, 13-0 (V,W)

1936 - Bears, 7-3 (H,W)  
Cardinals, 14-7 (V,W)

1937 - Bears, 16-7 (H,W)  
Bears, 42-28 (V,W)

1938 - Bears, 16-13 (V,S)  
Bears, 34-28 (H,W)

1939 - Bears, 44-7 (H,W)  
Bears, 48-7 (V,CM)

1940 - Cardinals, 21-7 (V,CM)  
Bears, 31-23 (H,W)

1941 - Bears, 53-7 (H,W)  
Bears, 34-24 (V,CM)

1942 - Bears, 41-14 (H,W)  
Bears, 21-7 (V,CM)

1943 - Bears, 20-0 (H,W)  
Bears, 35-24 (V,CM)

1944 - Bears, 34-7 (H,W)  
Bears, 49-7 (V,PI)

1945 - Cardinals, 16-7 (H,W)  
Bears, 28-20 (V,CM)

1946 - Bears, 34-17 (V,CM)  
Cardinals, 35-28 (H,W)

1947 - Cardinals, 31-7 (V,CM)  
Cardinals, 30-21 (H,W)

1948 - Bears, 28-17 (V,CM)  
Cardinals, 24-21 (H,W)

1949 - Bears, 17-7 (V,CM)  
Bears, 52-21 (H,W)

1950 - Bears, 27-6 (H,W)  
Cardinals, 20-10 (V,CM)

1951 - Cardinals, 28-14 (V,CM)  
Cardinals, 24-14 (H,W)

1952 - Cardinals, 21-10 (V,CM)  
Bears, 10-7 (H,W)

1953 - Cardinals, 24-17 (H,W)

1954 - Bears, 29-7 (V,CM)

1955 - Cardinals, 53-14 (V,CM)

1956 - Bears, 10-3 (H,W)

1957 - Bears, 14-6 (V,CM)

1958 - Bears, 30-14 (H,W)

1959 - Bears, 31-7 (V,S)

1965 - Bears, 34-13 (W)

1966 - Cardinals, 24-17 (SL)

1967 - Bears, 30-3 (W)

1969 - Cardinals, 20-17 (SL)

1972 - Bears, 27-10 (SL)

1975 - Cardinals, 34-20 (S)

1977 - Cardinals, 16-13 (SL)

1978 - Bears, 17-10 (S)

1979 - Bears, 42-6 (S)

1982 - Cardinals, 10-7 (S)

1984 - Cardinals, 38-21 (SL)

1990 - Bears, 31-21 (TM)

1994 - Bears, 19-16 (TM) +

1998 - Cardinals, 20-7 (TM)

2001 - Bears, 20-13 (S)

2003 - Bears, 28-3 (S)

2006 - Bears, 24-23 (PX)

For several years the Bears and Cardinals shared Wrigley Field and Comiskey Park.

"H" designates the Bears as the home team; "V" designates the Bears as visitors.





## ATLANTA FALCONS

W-12

L-10

1966 — Bears, 23-6 (W)	1976 — Falcons, 10-0 (S)	1992 — Bears, 41-31 (S)
1967 — Bears, 23-14 (A)	1977 — Falcons, 16-10 (S)	1993 — Bears, 6-0 (S)
1968 — Falcons, 16-13 (W)	1978 — Bears, 13-7 (S)	1998 — Falcons, 20-13 (GD)
1969 — Falcons, 48-31 (A)	1980 — Falcons, 28-17 (A)	2001 — Bears, 31-3 (GD)
1970 — Bears, 23-14 (A)	1983 — Falcons, 20-17 (S)	2002 — Bears, 14-13 (GD)
1972 — Falcons, 37-21 (S)	1985 — Bears, 36-0 (S)	2005 — Bears, 16-3 (S) sn
1973 — Falcons, 46-6 (A)	1986 — Bears, 13-10 (A)	
1974 — Falcons, 13-10 (A)	1990 — Bears, 30-24 (S)	



## BALTIMORE RAVENS

W-2

L-1

1998 — Bears, 24-3 (S)
2001 — Ravens, 17-6 (BA)
2005 — Bears, 10-6 (S)



## BUFFALO BILLS

W-6

L-4

1970 — Bears, 31-13 (W)	1991 — Bills, 35-20 (BF)	2002 — Bills, 33-27 (BF) +
1974 — Bills, 16-6 (BF)	1994 — Bears, 20-13 (S)	2006 — Bears, 40-7 (S)
1979 — Bears, 7-0 (BF)	1997 — Bears, 20-3 (S)	
1988 — Bears, 24-3 (S)	2000 — Bills, 20-3 (BF)	



## CAROLINA PANTHERS

W-2

L-2

1995 — Bears, 31-27 (S)	2005 — Bears, 13-3 (S)
2002 — Panthers, 24-14 (C)	2005 — Panthers, 29-21 (S) DP



## CINCINNATI BENGALS

W-3

L-5

1972 — Bengals, 13-3 (S)	1989 — Bears, 17-14 (S)	2001 — Bears, 24-0 (PB)
1980 — Bengals, 17-14 (S) +	1992 — Bengals, 31-28 (S) + sn	2005 — Bengals, 24-7 (S)
1986 — Bears, 44-7 (CI)	1995 — Bengals, 16-10 (CI)	



## CLEVELAND BROWNS

W-4

L-9

1951 — Browns, 42-21 (CL)	1969 — Browns, 28-24 (W)	1992 — Browns, 27-14 (CL)
1954 — Browns, 39-10 (W)	1972 — Bears, 17-0 (CL)	2001 — Bears, 27-21 (S) +
1960 — Browns, 42-0 (CL)	1980 — Browns, 27-21 (CL) mnf	2005 — Browns, 20-10 (GD)
1961 — Bears, 17-14 (W)	1986 — Bears, 41-31 (S)	
1967 — Browns, 24-0 (CL)	1989 — Browns, 27-7 (CL) mnf	



## DALLAS COWBOYS

W-8

L-12

1960 — Bears, 17-7 (W)	1977 — Cowboys, 37-7 (TX) WC	1991 — Cowboys, 17-13 (S) FR
1962 — Bears, 34-33 (DA)	1979 — Cowboys, 24-20 (TX)	1992 — Cowboys, 27-14 (TX)
1964 — Cowboys, 24-10 (W)	1981 — Cowboys, 10-9 (TX) thank	1996 — Bears, 22-6 (S) mnf
1968 — Cowboys, 34-3 (W)	1984 — Cowboys, 23-14 (S)	1997 — Cowboys, 27-3 (TX)
1971 — Bears, 23-19 (S)	1985 — Bears, 44-0 (TX)	1998 — Bears, 13-12 (S)
1973 — Cowboys, 20-17 (S)	1986 — Bears, 24-10 (TX)	2004 — Cowboys, 21-7 (TX)
1976 — Cowboys, 31-21 (TX)	1988 — Bears, 17-7 (S)	



## DENVER BRONCOS

W-6

L-6

1971 — Broncos, 6-3 (DN)	1981 — Bears, 35-24 (S)	1990 — Bears, 16-13 (DN) +
1973 — Bears, 33-14 (DN)	1983 — Bears, 31-14 (S)	1993 — Broncos, 13-3 (S) sat
1976 — Broncos, 28-14 (S)	1984 — Bears, 27-0 (S)	1996 — Broncos, 17-12 (DN)
1978 — Broncos, 16-7 (DN) mnf	1987 — Broncos, 31-29 (DN) mnf	2003 — Bears, 19-10 (IN)

Win-loss record includes playoff games



# DETROIT LIONS

W-87

L-62

T-5

1930 — Spartans, 7-6 (P/O)  
Bears, 14-6 (W)

1931 — Bears, 9-6 (W)  
Spartans, 3-0 (P/O)

1932 — Tie, 13-13 (W)  
Tie, 7-7 (P/O)  
Bears, 9-0 (CS)

1933 — Bears, 17-14 (W)  
Bears, 17-7 (P/O)

1934 — Bears, 19-16 (UD)  
Bears, 10-7 (W) thank

1935 — Tie, 20-20 (W)  
Lions, 14-2 (D) thank

1936 — Bears, 12-10 (W)  
Lions, 13-7 (D) thank

1937 — Bears, 28-20 (W)  
Bears, 13-0 (D) thank

1938 — Lions, 13-7 (W)  
Lions, 14-7 (D) thank

1939 — Lions, 10-0 (W)  
Bears, 23-13 (D)

1940 — Bears, 7-0 (W)  
Lions, 17-14 (UD)

1941 — Bears, 49-0 (W)  
Bears, 24-7 (D)

1942 — Bears, 16-0 (W)  
Bears, 42-0 (D)

1943 — Bears, 27-21 (D)  
Bears, 35-14 (W)

1944 — Tie, 21-21 (W)  
Lions, 41-21 (D)

1945 — Lions, 16-10 (D)  
Lions, 35-28 (W)

1946 — Bears, 42-6 (W)  
Bears, 45-24 (D)

1947 — Bears, 33-24 (W)  
Bears, 34-14 (D) thank

1948 — Bears, 28-0 (W)  
Bears, 42-14 (D)

1949 — Bears, 27-24 (W)  
Bears, 28-7 (D) thank

1950 — Bears, 35-21 (D)  
Bears, 6-3 (W)

1951 — Bears, 28-23 (D)  
Lions, 41-28 (W)

1952 — Bears, 24-23 (W)  
Lions, 45-21 (D)

1953 — Lions, 20-16 (W)  
Lions, 13-7 (D)

1954 — Lions, 48-23 (D)  
Bears, 28-24 (W)

1955 — Bears, 24-14 (D)  
Bears, 21-20 (W)

1956 — Lions, 42-10 (D)  
Bears, 38-21 (W)

1957 — Bears, 27-7 (D)  
Lions, 21-13 (W)

1958 — Bears, 20-7 (D)  
Bears, 21-16 (W)

1959 — Bears, 24-14 (D)  
Bears, 25-14 (W)

1960 — Bears, 28-7 (W)  
Lions, 36-0 (D)

1961 — Bears, 31-17 (D)  
Lions, 16-15 (W)

1962 — Lions, 11-3 (D)  
Bears, 3-0 (W)

1963 — Bears, 37-21 (D)  
Bears, 24-14 (W)

1964 — Lions, 10-0 (W)  
Bears, 27-24 (D) thank

1965 — Bears, 38-10 (W)  
Bears, 17-10 (D)

1966 — Lions, 14-3 (D)  
Tie, 10-10 (W)

1967 — Bears, 14-3 (W)  
Bears, 27-13 (D)

1968 — Lions, 42-0 (D)  
Lions, 28-10 (W)

1969 — Lions, 13-7 (D)  
Lions, 20-3 (W)

1970 — Lions, 28-14 (D) mnf  
Lions, 16-10 (W)

1971 — Bears, 28-23 (D)  
Lions, 28-3 (S)

1972 — Lions, 14-0 (D)  
Lions, 38-24 (S)

1973 — Lions, 30-7 (S)  
Lions, 40-7 (D)

1974 — Bears, 17-9 (S)  
Lions, 34-17 (D)

1975 — Lions, 27-7 (P)  
Bears, 25-21 (S)

1976 — Bears, 10-3 (S)  
Lions, 14-10 (P)

1977 — Bears, 30-20 (S)  
Bears, 31-14 (P) thank

1978 — Bears, 19-0 (P)  
Lions, 21-17 (S)

1979 — Bears, 35-7 (S)  
Lions, 20-0 (P) thank

1980 — Bears, 24-7 (S)  
Bears, 23-17 (P) + thank

1981 — Lions, 48-17 (P) mnf  
Lions, 23-7 (S)

1982 — Lions, 17-10 (P)  
Bears, 20-17 (S)

1983 — Lions, 31-17 (P)  
Lions, 38-17 (S)

1984 — Bears, 16-14 (S)  
Bears, 30-13 (P)

1985 — Bears, 24-3 (S)  
Bears, 37-17 (P)

1986 — Bears, 13-7 (S)  
Bears, 16-13 (P) mnf

1987 — Bears, 30-10 (S)  
*(2nd game cancelled)*

1988 — Bears, 24-7 (P)  
Bears, 13-12 (S)

1989 — Bears, 47-27 (P)  
Lions, 27-17 (S)

1990 — Bears, 23-17 (S) +  
Lions, 38-21 (P) sn

1991 — Bears, 20-10 (S)  
Lions, 16-6 (P) thank

1992 — Bears, 27-24 (S)  
Lions, 16-3 (P)

1993 — Bears, 10-6 (P) thank  
Lions, 20-14 (S)

1994 — Lions, 21-16 (P)  
Bears, 20-10 (S)

1995 — Lions, 24-17 (S)  
Lions, 27-7 (P) mnf

1996 — Lions, 35-16 (P)  
Bears, 31-14 (S)

1997 — Lions, 32-7 (S)  
Lions, 55-20 (P) thank

1998 — Bears, 31-27 (S)  
Lions, 26-3 (P) sn

1999 — Lions, 21-17 (P) thank  
Bears, 28-10 (S)

2000 — Lions, 21-14 (S)  
Bears, 23-20 (P)

2001 — Bears, 13-10 (S)  
Bears, 24-0 (P)

2002 — Lions, 23-20 (FO) +  
Bears, 20-17 (IL) +

2003 — Bears, 24-16 (S)  
Lions, 12-10 (FO)

2004 — Lions, 20-16 (S)  
Lions, 19-13 (FO)

2005 — Bears, 38-6 (S)  
Bears, 19-13 (FO) +

2006 — Bears, 34-7 (S)  
Bears, 26-21 (FO)

## DIVISIONAL CHALLENGE

The Bears beat every team in their division for the second consecutive season and had an opportunity for a clean sweep for the first time since 1985, but Green Bay earned a 26-7 win in the season finale. The last time the Bears beat every team in the division at least once prior to 2005 was back in 1991 and the last time the Bears beat every team in the division in consecutive seasons was 1990-91.





## GREEN BAY PACKERS

W-88

L-79

T-6

1921 — Staleys, 20-0 (W)	1949 — Bears, 17-0 (GB)	1978 — Packers, 24-14 (LM)
1923 — Bears, 3-0 (GB)	Bears, 24-3 (W)	Bears, 14-0 (S)
1924 — Bears, 3-0 (W)	1950 — Packers, 31-21 (GB)	1979 — Bears, 6-3 (S)
1925 — Packers, 14-10 (GB)	Bears, 28-14 (W)	Bears, 15-14 (LM)
Bears, 21-0 (W)	1951 — Bears, 31-20 (GB)	1980 — Packers, 12-6 (LM) +
1926 — Tie, 6-6 (GB)	Bears, 24-13 (W)	Bears, 61-7 (S)
Bears, 19-13 (W)	1952 — Bears, 24-14 (GB)	1981 — Packers, 16-9 (S)
Tie, 3-3 (W)	Packers, 41-28 (W)	Packers, 21-17 (LM)
1927 — Bears, 7-6 (GB)	1953 — Bears, 17-13 (GB)	1982 — <i>(both games cancelled</i>
Bears, 14-6 (W)	Tie, 21-21 (W)	<i>by players' strike)</i>
1928 — Tie, 12-12 (GB)	1954 — Bears, 10-3 (GB)	1983 — Packers, 31-28 (LM)
Packers, 16-6 (W)	Bears, 28-23 (W)	Bears, 23-21 (S)
Packers, 6-0 (W)	1955 — Packers, 24-3 (GB)	1984 — Bears, 9-7 (LM)
1929 — Packers, 23-0 (GB)	Bears, 52-31 (W)	Packers, 20-14 (S)
Packers, 14-0 (W)	1956 — Bears, 37-21 (GB)	1985 — Bears, 23-7 (S) mnf
Packers, 25-0 (W)	Bears, 38-14 (W)	Bears, 16-10 (LM)
1930 — Packers, 7-0 (GB)	1957 — Packers, 21-17 (GB)	1986 — Bears, 25-12 (LM) mnf
Packers, 13-12 (W)	Bears, 21-14 (W)	Bears, 12-10 (S)
Bears, 21-0 (W)	1958 — Bears, 34-20 (GB)	1987 — Bears, 26-24 (LM)
1931 — Packers, 7-0 (GB)	Bears, 24-10 (W)	Bears, 23-10 (S)
Packers, 6-2 (W)	1959 — Packers, 9-6 (GB)	1988 — Bears, 24-6 (LM)
Bears, 7-6 (W)	Bears, 28-17 (W)	Bears, 16-0 (S)
1932 — Tie, 0-0 (GB)	1960 — Bears, 17-14 (GB)	1989 — Packers, 14-13 (LM)
Packers, 2-0 (W)	Packers, 41-13 (W)	Packers, 40-28 (S)
Bears, 9-0 (W)	1961 — Packers, 24-0 (GB)	1990 — Bears, 31-13 (LM)
1933 — Bears, 14-7 (GB)	Packers, 31-28 (W)	Bears, 27-13 (S)
Bears, 10-7 (W)	1962 — Packers, 49-0 (GB)	1991 — Bears, 10-0 (LM) thu
Bears, 7-6 (W)	Packers, 38-7 (W)	Bears, 27-13 (S)
1934 — Bears, 24-10 (GB)	1963 — Bears, 10-3 (GB)	1992 — Bears, 30-10 (LM)
Bears, 27-14 (W)	Bears, 26-7 (W)	Packers, 17-3 (S)
1935 — Packers, 7-0 (GB)	1964 — Packers, 23-12 (GB)	1993 — Packers, 17-3 (LM)
Packers, 17-14 (W)	Packers, 17-3 (W)	Bears, 30-17 (S)
1936 — Bears, 30-3 (GB)	1965 — Packers, 23-14 (LM)	1994 — Packers, 33-6 (S) mnf
Packers, 21-10 (W)	Bears, 31-10 (W)	Packers, 40-3 (LM)
1937 — Bears, 14-2 (GB)	1966 — Packers, 17-0 (W)	1995 — Packers, 27-24 (S) mnf
Packers, 24-14 (W)	Packers, 13-6 (LM)	Packers, 35-28 (LM)
1938 — Bears, 2-0 (GB)	1967 — Packers, 13-10 (LM)	1996 — Packers, 37-6 (S)
Packers, 24-17 (W)	Packers, 17-13 (W)	Packers, 28-17 (LM)
1939 — Packers, 21-16 (GB)	1968 — Bears, 13-10 (LM)	1997 — Packers, 38-24 (LM) mnf
Bears, 30-27 (W)	Packers, 28-27 (W)	Packers, 24-23 (S)
1940 — Bears, 41-10 (GB)	1969 — Packers, 17-0 (LM)	1998 — Packers, 26-20 (LM)
Bears, 14-7 (W)	Packers, 21-3 (W)	Packers, 16-13 (S)
1941 — Bears, 25-17 (GB)	1970 — Packers, 20-19 (LM)	1999 — Bears, 14-13 (LM)
Packers, 16-14 (W)	Bears, 35-17 (W)	Packers, 35-19 (S)
<b>Bears, 33-14 (W) CC</b>	1971 — Packers, 17-14 (S)	2000 — Bears, 27-24 (LM)
1942 — Bears, 44-28 (GB)	Packers, 31-10 (LM)	Packers, 28-6 (S)
Bears, 38-7 (W)	1972 — Packers, 20-17 (LM)	2001 — Packers, 20-12 (S)
1943 — Tie, 21-21 (GB)	Packers, 23-17 (S)	Packers, 17-7 (LM)
Bears, 21-7 (W)	1973 — Bears, 31-17 (LM)	2002 — Packers, 34-21 (IL) mnf
1944 — Packers, 42-28 (GB)	Packers, 21-0 (S)	Packers, 30-20 (LM)
Bears, 21-0 (W)	1974 — Bears, 10-9 (S) mnf	2003 — Packers, 38-23 (S) mnf
1945 — Packers, 31-21 (GB)	Packers, 20-3 (ML)	Packers, 34-21 (LM)
Bears, 28-24 (W)	1975 — Bears, 27-14 (S)	2004 — Bears, 21-10 (LM)
1946 — Bears, 30-7 (GB)	Packers, 28-7 (LM)	Packers, 31-14 (S)
Bears, 10-7 (W)	1976 — Bears, 24-13 (S)	2005 — Bears, 19-7 (S)
1947 — Packers, 29-20 (GB)	Bears, 16-10 (LM)	Bears, 24-17 (LM)
Bears, 20-17 (W)	1977 — Bears, 26-0 (LM)	2006 — Bears, 26-0 (LM)
1948 — Bears, 45-7 (GB)	Bears, 21-10 (S)	Packers, 26-7 (S) sn
Bears, 7-6 (W)		



## HOUSTON TEXANS

W-0

L-1

2004 — Texans, 24-5 (S)



## INDIANAPOLIS COLTS

W-17

L-23

1953 — Colts, 13-9 (B)	1960 — Colts, 42-7 (B)	1967 — Colts, 24-3 (W)
Colts, 16-14 (W)	Colts, 24-20 (W)	1968 — Colts, 28-7 (B)
1954 — Bears, 28-9 (W)	1961 — Bears, 24-10 (W)	1969 — Colts, 24-21 (W)
Bears, 28-13 (B)	Bears, 21-20 (B)	1970 — Colts, 21-20 (B)
1955 — Colts, 23-17 (B)	1962 — Bears, 35-15 (W)	1975 — Colts, 35-7 (S)
Bears, 38-10 (W)	Bears, 37-0 (B)	1983 — Colts, 22-19 (B) +
1956 — Colts, 28-21 (B)	1963 — Bears, 10-3 (W)	1985 — Bears, 17-10 (S)
Bears, 38-27 (W)	Bears, 17-7 (B)	1988 — Bears, 17-13 (I)
1957 — Colts, 21-10 (B)	1964 — Colts, 52-0 (B)	1991 — Bears, 31-17 (I)
Colts, 29-14 (W)	Colts, 40-24 (W)	2000 — Bears, 27-24 (S)
1958 — Colts, 51-38 (B)	1965 — Colts, 26-21 (W)	2004 — Colts, 41-10 (S)
Colts, 17-0 (W)	Bears, 13-0 (B)	2006 — Colts, 29-17 (DO) SB
1959 — Bears, 26-21 (B)	1966 — Bears, 27-17 (W)	
Colts, 21-7 (W)	Colts, 21-16 (B)	



## JACKSONVILLE JAGUARS

W-2

L-2

1995 — Bears, 30-27 (IX)	2001 — Bears, 33-13 (S)
1998 — Jaguars, 24-23 (S)	2004 — Jaguars, 22-3 (IX)



## KANSAS CITY CHIEFS

W-5

L-4

1973 — Chiefs, 19-7 (KC) mnt	1987 — Bears, 31-28 (S)	1996 — Chiefs, 14-10 (KC)
1977 — Bears, 28-27 (S)	1990 — Chiefs, 21-10 (S) sat	1999 — Bears, 20-17 (S)
1981 — Bears, 16-13 (KC) +	1993 — Bears, 19-17 (KC)	2003 — Chiefs, 31-3 (KC)



## MIAMI DOLPHINS

W-3

L-7

1971 — Dolphins, 34-3 (MI) mnt	1988 — Bears, 34-7 (S)	2002 — Dolphins, 27-9 (PT) mnt
1975 — Dolphins, 46-13 (S)	1991 — Dolphins, 16-13 (S) +	2006 — Dolphins, 31-13 (S)
1979 — Dolphins, 31-16 (MI)	1994 — Bears, 17-14 (JR)	
1985 — Dolphins, 38-24 (MI) mnt	1997 — Bears, 36-33 (PT) + mnt	



## MINNESOTA VIKINGS

W-42

L-48

T-2

1961 — Vikings, 37-13 (MN)	1976 — Vikings, 20-19 (MN)	1992 — Vikings, 21-20 (M)
Bears, 52-35 (W)	Bears, 14-13 (S)	Vikings, 38-10 (S) mnt
1962 — Bears, 13-0 (MN)	1977 — Vikings, 22-16 (MN) +	1993 — Vikings, 10-7 (M)
Bears, 31-30 (W)	Bears, 10-7 (S)	Vikings, 19-12 (S) mnt
1963 — Bears, 28-7 (MN)	1978 — Vikings, 24-20 (S) mnt	1994 — Vikings, 42-14 (S)
Tie 17-17 (W)	Vikings, 17-14 (MN)	Vikings, 33-27 (M)+thu
1964 — Bears, 34-28 (MN)	1979 — Bears, 26-7 (S)	<b>Bears, 35-18 (M) FR</b>
Vikings, 41-14 (W)	Vikings, 30-27 (MN)	1995 — Bears, 31-14 (S)
1965 — Bears, 45-37 (MN)	1980 — Vikings, 34-14 (S)	Bears, 14-6 (M) mnt
Vikings, 24-17 (W)	Vikings, 13-7 (MN)	1996 — Vikings, 20-14 (S)
1966 — Bears, 13-10 (MN)	1981 — Vikings, 24-21 (MN)	Bears, 15-13 (M) mnt
Bears, 41-28 (W)	Bears, 10-9 (S)	1997 — Vikings, 27-24 (S)
1967 — Bears, 17-7 (MN)	1982 — Vikings, 35-7 (M)	Vikings, 29-22 (M)
Tie, 10-10 (W)	1983 — Vikings, 23-14 (S)	1998 — Vikings, 31-28 (S)
1968 — Bears, 27-17 (MN)	Bears, 19-13 (M)	Vikings, 48-22 (M) sn
Bears, 26-24 (W)	1984 — Bears, 16-7 (S)	1999 — Bears, 24-22 (M)
1969 — Vikings, 31-0 (W)	Bears, 34-3 (M)	Vikings, 27-24 (S) +
Vikings, 31-14 (MN)	1985 — Bears, 33-24 (M) thu	2000 — Vikings, 30-27 (M)
1970 — Vikings, 24-0 (W)	Bears, 27-9 (S)	Vikings, 28-16 (S)
Vikings, 16-13 (MN)	1986 — Bears, 23-0 (S)	2001 — Bears, 17-10 (S)
1971 — Bears, 20-17 (MN)	Vikings, 23-7 (M)	Bears, 13-6 (M)
Vikings, 27-10 (S)	1987 — Bears, 27-7 (S)	2002 — Bears, 27-23 (IL)
1972 — Bears, 13-10 (S) mnt	Bears, 30-24 (M) sn	Vikings, 25-7 (M)
Vikings, 23-10 (MN)	1988 — Vikings, 31-7 (S)	2003 — Vikings, 24-13 (M)
1973 — Vikings, 22-13 (S)	Vikings, 28-27 (M) mnt	Bears, 13-10 (S)
Vikings, 31-13 (MN)	1989 — Bears, 38-7 (S)	2004 — Vikings, 27-22 (M)
1974 — Vikings, 11-7 (MN)	Vikings, 27-16 (M) sn	Bears, 24-14 (S)
Vikings, 17-0 (S)	1990 — Bears, 19-16 (S)	2005 — Bears, 28-3 (S)
1975 — Vikings, 28-3 (MN)	Vikings, 41-13 (M)	Vikings, 34-10 (M)
Vikings, 13-9 (S) mnt	1991 — Bears, 10-6 (S)	2006 — Bears, 19-16 (M)
	Bears, 34-17 (M) mnt	Bears, 23-13 (S)





## NEW ENGLAND PATRIOTS

W-4

L-7

1973 — Patriots, 13-10 (S)	1988 — Patriots, 30-7 (NE)	2006 — Patriots, 17-13 (GI)
1979 — Patriots, 27-7 (S)	1994 — Patriots, 13-3 (S) sat	
1982 — Bears, 26-13 (S)	1997 — Patriots, 31-3 (NE)	
1985 — Bears, 20-7 (S)	2000 — Bears, 24-17 (S)	
Bears, 46-10 (NO) SB	2002 — Patriots, 33-30 (IL)	



## NEW ORLEANS SAINTS

W-13

L-11

1968 — Bears, 23-17 (TL)	1982 — Saints, 10-0 (S)	1996 — Saints, 27-24 (NO)
1970 — Bears, 24-3 (TL)	1983 — Saints, 34-31 (NO) +	1997 — Saints, 20-17 (S) sn
1971 — Bears, 35-14 (S)	1984 — Bears, 20-7 (S)	1999 — Bears, 14-10 (S)
1973 — Saints, 21-16 (NO)	1987 — Saints, 19-17 (S)	2000 — Saints, 31-10 (S)
1974 — Bears, 24-10 (S)	1990 — Bears, 16-6 (S) FR	2002 — Saints, 29-23 (IL)
1975 — Bears, 42-17 (NO)	1991 — Bears, 17-13 (NO)	2003 — Saints, 20-13 (NO)
1977 — Saints, 42-24 (S)	1992 — Saints, 28-6 (NO)	2005 — Bears, 20-17 (TS)
1980 — Bears, 22-3 (S)	1994 — Bears, 17-7 (S)	2006 — Bears, 39-14 (S) CC



## NEW YORK GIANTS

W-32

L-20

T-2

1925 — Bears, 19-7 (PG)	1934 — Bears, 27-7 (W)	1962 — Giants, 26-24 (W)
Giants, 9-0 (W)	Bears, 10-9 (PG)	1963 — Bears, 14-10 (W) NFL
1926 — Bears, 7-0 (W)	Giants, 30-13 (PG) NFL	1965 — Bears, 35-14 (NY)
1927 — Giants, 13-7 (PG)	1935 — Bears, 20-3 (PG)	1967 — Bears, 34-7 (W)
1928 — Bears, 13-0 (W)	Giants, 3-0 (W)	1969 — Giants, 28-24 (NY)
1929 — Giants, 26-14 (W)	1936 — Bears, 25-7 (PG)	1970 — Bears, 24-16 (NY)
Giants, 34-0 (PG)	1937 — Tie, 3-3 (PG)	1974 — Bears, 16-13 (S)
Giants, 14-9 (W)	1939 — Giants, 16-13 (PG)	1977 — Bears, 12-9 (NJ) +
1930 — Giants, 12-0 (W)	1940 — Bears, 37-21 (PG)	1985 — Bears, 21-0 (S) DP
Bears, 12-0 (PG)	1941 — Bears, 37-9 (W) NFL	1987 — Bears, 34-19 (S) mnf
1931 — Bears, 6-0 (W)	1942 — Bears, 26-7 (PG)	1990 — Giants, 31-3 (NJ) DP
Bears, 12-6 (PG)	1943 — Bears, 56-7 (PG)	1991 — Bears, 20-17 (S)
Giants, 25-6 (W)	1946 — Giants, 14-0 (PG)	1992 — Giants, 27-14 (S) mnf
1932 — Bears, 28-8 (PG)	Bears, 24-14 (PG) NFL	1993 — Giants, 26-20 (S)
Bears, 6-0 (W)	1948 — Bears, 35-14 (W)	1995 — Bears, 27-24 (NJ)
1933 — Bears, 14-10 (W)	1949 — Giants, 35-28 (PG)	2000 — Giants, 14-7 (S)
Giants, 3-0 (NY)	1956 — Tie, 17-17 (NY)	2004 — Bears, 28-21 (NJ)
Bears, 23-21 (W) NFL	Giants, 47-7 (NY) NFL	2006 — Bears, 38-20 (NJ) sn



## NEW YORK JETS

W-6

L-3

1974 — Jets, 23-21 (S)	1991 — Bears, 19-13 (S) + mnf	2000 — Jets, 17-10 (NJ)
1979 — Bears, 23-13 (S)	1994 — Bears, 19-7 (NJ) sn	2002 — Bears, 20-13 (IL)
1985 — Bears, 19-6 (NJ) sat	1997 — Jets, 23-15 (S)	2006 — Bears, 10-0 (NJ)



## OAKLAND RAIDERS

W-5

L-6

1972 — Raiders, 28-21 (O)	1984 — Bears, 17-6 (S)	1996 — Bears, 19-17 (S)
1976 — Raiders, 28-27 (S)	1987 — Bears, 6-3 (LA)	1999 — Raiders, 24-17 (O)
1978 — Raiders, 25-19 (S) +	1990 — Raiders, 24-10 (LA)	2003 — Bears, 24-21 (S)
1981 — Bears, 23-6 (O)	1993 — Raiders, 16-14 (S)	

## FRANCHISE MOVES

- Arizona Cardinals .....played in Chicago 1920-59; played in St. Louis 1960-87; known as Phoenix 1988-93
- Cleveland Browns .....suspended operations in 1996; resumed play in 1999
- Detroit Lions .....known as Portsmouth Spartans prior to 1934
- Tennessee Titans .....played in Houston 1960-96; retained nickname "Oilers" through 1998
- Indianapolis Colts .....played in Baltimore prior to 1984
- New England Patriots ...played in Boston prior to 1971
- Philadelphia Eagles ....played as a merged team with Pittsburgh in 1943 (one season only)
- Pittsburgh Steelers .....known as Pirates prior to 1941; merged with Philly for 1943 season and with the Chicago Cardinals (Card-Pitt) in 1944
- Oakland Raiders .....played in Los Angeles 1982-94
- St. Louis Rams .....played in Cleveland 1937-45; in Los Angeles 1946-94
- Washington Redskins ...known as Braves prior to 1933; played in Boston prior to 1937







## SAN DIEGO CHARGERS

W-5

L-4

1970 — Chargers, 20-7 (W)  
 1974 — Chargers, 28-21 (SD)  
 1978 — Chargers, 40-7 (SD) mnf

1981 — Bears, 20-17 (S) +  
 1984 — Chargers, 20-7 (SD) mnf  
 1993 — Bears, 16-13 (SD) sn

1996 — Bears, 27-14 (S) sat  
 1999 — Bears, 23-20 (SD) +  
 2003 — Bears, 20-7 (S)



## SAN FRANCISCO 49ERS

W-29

L-30

T-1

1950 — Bears, 32-20 (KZ)  
       Bears, 17-0 (W)  
 1951 — Bears, 13-7 (W)  
 1952 — 49ers, 40-16 (W)  
       Bears, 20-17 (KZ)  
 1953 — 49ers, 35-28 (W)  
       49ers, 24-14 (KZ)  
 1954 — 49ers, 31-24 (W)  
       Bears, 31-27 (KZ)  
 1955 — 49ers, 20-19 (W)  
       Bears, 34-23 (KZ)  
 1956 — Bears, 31-7 (W)  
       Bears, 38-21 (KZ)  
 1957 — 49ers, 21-17 (W)  
       49ers, 21-17 (KZ)  
 1958 — Bears, 28-6 (W)  
       Bears, 27-14 (KZ)  
 1959 — 49ers, 20-17 (KZ)  
       Bears, 14-3 (W)  
 1960 — Bears, 27-10 (W)  
       49ers, 25-7 (KZ)

1961 — Bears, 31-0 (W)  
       49ers, 41-31 (KZ)  
 1962 — Bears, 30-14 (KZ)  
       49ers, 34-27 (W)  
 1963 — 49ers, 20-14 (KZ)  
       Bears, 27-7 (W)  
 1964 — 49ers, 31-21 (KZ)  
       Bears, 23-21 (W)  
 1965 — 49ers, 52-24 (KZ)  
       Bears, 61-20 (W)  
 1966 — Tie 30-30 (W)  
       49ers, 41-14 (KZ)  
 1967 — Bears, 28-14 (KZ)  
 1968 — Bears, 27-19 (W)  
 1969 — 49ers, 42-21 (KZ)  
 1970 — 49ers, 37-16 (W)  
 1971 — 49ers, 13-0 (SF)  
 1972 — 49ers, 34-21 (S)  
 1974 — 49ers, 34-0 (S)  
 1975 — 49ers, 31-3 (SF)  
 1976 — Bears, 19-12 (SF)

1978 — Bears, 16-13 (SF)  
 1979 — Bears, 28-27 (SF)  
 1981 — 49ers, 28-17 (SF)  
 1983 — Bears, 13-3 (S)  
**1984 — 49ers, 23-0 (SF) CC**  
 1985 — Bears, 26-10 (SF)  
 1987 — 49ers, 41-0 (SF) mnf  
 1988 — Bears, 10-9 (S) mnf  
       **49ers, 28-3 (S) CC**  
 1989 — 49ers, 26-0 (SF)  
 1991 — 49ers, 52-14 (SF) mnf  
**1994 — 49ers, 44-15 (SF) SR**  
 2000 — 49ers, 17-0 (SF)  
 2001 — Bears, 37-31 (S) +  
 2003 — 49ers, 49-7 (SF)  
 2004 — Bears, 23-13 (S) sn  
 2005 — Bears, 17-9 (S)  
 2006 — Bears, 41-10 (S)



## SEATTLE SEAHAWKS

W-4

L-6

1976 — Bears, 34-7 (SE)  
 1978 — Seahawks, 31-29 (S)  
 1982 — Seahawks, 20-14 (SE)  
 1984 — Seahawks, 38-9 (SE)

1987 — Seahawks, 34-21 (S)  
 1990 — Bears, 17-0 (S)  
 1999 — Seahawks, 14-13 (S)  
 2003 — Seahawks, 24-17 (SS)

2006 — Bears, 37-6 (S) sn  
       **Bears, 27-24 (S) DP +**



## TAMPA BAY BUCCANEERS

W-35

L-17

1977 — Bears, 10-0 (TB)  
 1978 — Buccaneers, 33-19 (TB)  
       Bears, 14-3 (S)  
 1979 — Buccaneers, 17-13 (S)  
       Bears, 14-0 (TB)  
 1980 — Bears, 23-0 (S) mnf  
       Bears, 14-13 (TB) sat  
 1981 — Bears, 28-17 (S)  
       Buccaneers, 20-10 (TB)  
 1982 — Buccaneers, 26-23 (TB) +  
 1983 — Bears, 17-10 (S)  
       Bears, 27-0 (TB)  
 1984 — Bears, 34-14 (S)  
       Bears, 44-9 (TB)  
 1985 — Bears, 38-28 (S)  
       Bears, 27-19 (TB)  
 1986 — Bears, 23-3 (TB)  
       Bears, 48-14 (S)

1987 — Bears, 20-3 (S)  
       Bears, 27-26 (TB)  
 1988 — Bears, 28-10 (S)  
       Bears, 27-15 (TB)  
 1989 — Buccaneers, 42-35 (TB)  
       Buccaneers, 32-31 (S)  
 1990 — Bears, 26-6 (TB)  
       Bears, 27-14 (S)  
 1991 — Bears, 21-20 (TB)  
       Bears, 27-0 (S) sat  
 1992 — Bears, 31-14 (S)  
       Buccaneers, 20-17 (TB)  
 1993 — Bears, 47-17 (S)  
       Buccaneers, 13-10 (TB)  
 1994 — Bears, 21-9 (S)  
       Bears, 20-6 (TB)  
 1995 — Bears, 25-6 (TB)  
       Bears, 31-10 (S)

1996 — Bears, 13-10 (S)  
       Buccaneers, 34-19 (TB)  
 1997 — Bears, 13-7 (S)  
       Buccaneers, 31-15 (TB)  
 1998 — Buccaneers, 27-15 (RI)  
       Buccaneers, 31-17 (S)  
 1999 — Buccaneers, 6-3 (RI)  
       Buccaneers, 20-6 (S)  
 2000 — Buccaneers, 41-0 (RI)  
       Bears, 13-10 (S)  
 2001 — Bears, 27-24 (RI)  
       Bears, 27-3 (S)  
 2002 — Buccaneers, 15-0 (IL) sn  
 2004 — Buccaneers, 19-7 (RI)  
 2005 — Bears, 13-10 (RI)  
 2006 — Bears, 34-31 (S) +



## TENNESSEE TITANS

W-5

L-4

1973 — Bears, 35-14 (S)  
 1977 — Oilers, 47-0 (H)  
 1980 — Oilers, 10-6 (S)

1986 — Bears, 20-7 (H)  
 1989 — Oilers, 33-28 (S)  
 1992 — Oilers, 24-7 (H) mnf

1995 — Bears, 35-32 (S)  
 1998 — Bears, 23-20 (VA)  
 2004 — Bears, 19-17 (CO) +



## WASHINGTON REDSKINS

W-23

L-21

T-1

1932 - Tie 7-7 (BO)  
 1933 - Bears, 7-0 (W)  
           Redskins, 10-0 (W)  
 1934 - Bears, 21-0 (BO)  
 1935 - Bears, 30-14 (BO)  
 1936 - Bears, 26-0 (BO)  
**1937 - Redskins, 28-21 (W) NFL**  
 1938 - Bears, 31-7 (W)  
 1940 - Redskins, 7-3 (WA)  
           Bears, 73-0 (WA) NFL  
 1941 - Bears, 35-21 (W)  
**1942 - Redskins, 14-6 (WA) NFL**  
 1943 - Redskins, 21-7 (WA)  
           Bears, 41-21 (W) NFL  
 1945 - Redskins, 28-21 (WA)

1946 - Bears, 24-20 (W)  
 1947 - Bears, 56-20 (WA)  
 1948 - Bears, 48-13 (W)  
 1949 - Bears, 31-21 (WA)  
 1951 - Bears, 27-0 (WA)  
 1953 - Bears, 27-24 (WA)  
 1957 - Redskins, 14-3 (W)  
 1964 - Redskins, 27-20 (DC)  
 1968 - Redskins, 38-28 (W)  
 1971 - Bears, 16-15 (S)  
 1974 - Redskins, 42-0 (DC)  
 1976 - Bears, 33-7 (S)  
 1978 - Bears, 14-10 (DC) sat  
 1980 - Bears, 35-21 (S)  
 1981 - Redskins, 24-7 (S)

**1984 - Bears, 23-19 (DC) DP**  
 1985 - Bears, 45-10 (S)  
**1986 - Redskins, 27-13 (S) DP**  
**1987 - Redskins, 21-17 (S) DP**  
 1988 - Bears, 34-14 (DC)  
 1989 - Redskins, 38-14 (DC)  
 1990 - Redskins, 10-9 (DC)  
 1991 - Redskins, 20-7 (S)  
 1996 - Redskins, 10-3 (DC)  
 1997 - Redskins, 31-8 (S)  
 1999 - Redskins, 48-22 (FF)  
 2001 - Bears, 20-15 (FF)  
 2003 - Bears, 27-24 (S)  
 2004 - Redskins, 13-10 (S)  
 2005 - Redskins, 9-7 (FF)

## BEARS vs. EXTINCT FRANCHISES

	Road	Home	Total
Akron Pros		2-0-1	2-0-1
Akron Indians		1-0	1-0
Boston Yanks	2-0	1-0	3-0
Brooklyn Dodgers	5-0	5-0-1	10-0-1
Buffalo All-Americans		3-1	3-1
Buffalo Bisons	1-0	0-1	1-1
Canton Bulldogs		2-2	2-2
Champaign	1-0		1-0
Chicago Tigers	2-0		2-0
Cincinnati Reds	1-0	1-0	2-0
Cleveland Bulldogs	0-1	2-0	2-1
Cleveland Indians		2-0	2-0
Columbus Tigers		2-0	2-0
Dallas Texans	0-1	1-0	1-1
Dayton Triangles		4-0	4-0
Detroit Panthers	1-1	1-0-1	2-1-1
Detroit Tigers		1-0	1-0
Detroit Wolverines		0-2	0-2
Duluth Eskimos		2-0	2-0
Frankford Yellow Jackets	2-3-1	5-1-1	7-4-2
Hammond Pros		3-0	3-0
Kewanee		1-0	1-0
Louisville Colonels		1-0	1-0
Milwaukee Badgers	1-0	2-0-1	3-0-1
Minneapolis Marines	3-0		3-0
Minneapolis Redjackets	1-0		3-0
Moline Tractors		1-0	1-0
New York Yankees	0-1	2-0	2-1
New York Yanks	1-1	2-0	3-1
Oorang Indians		2-0	2-0
Pottsville Maroons		3-0	3-0
Providence Steam Rollers	0-1	0-0-1	0-1-1
Racine Legion	1-0	1-0-2	2-0-2
Rochester Jeffersons		2-0	2-0
Rock Island Independents	2-1-3	6-0-1	8-1-4
Rockford	1-0		1-0
Staten Island Stapletons	0-0-1	1-0	1-0-1
Toledo Maroons		1-0	1-0
<b>TOTAL</b>	<b>25-10-5</b>	<b>65-7-9</b>	<b>90-17-14</b>



## BEARS vs. ACTIVE TEAMS

	Regular season		Post-season		Overall
	Road	Home	Road	Home	
Arizona Cardinals	2-1	2-0			57-26-6
Chicago Cardinals	15-11-1	30-8-5			
Cardinals-Steelers	1-0	1-0			
Phoenix Cardinals	1-0	0-0			
St. Louis Cardinals	1-4	4-2			
Atlanta Falcons	5-5	7-5			12-10
Baltimore Ravens	0-1	2-0			2-1
Buffalo Bills	1-4	5-0			6-4
Carolina Panthers	0-1	2-0		0-1	2-2
Cincinnati Bengals	2-1	1-4			3-5
Cleveland Browns	1-7	3-2			4-9
Dallas Cowboys	3-6	5-4	0-1	0-1	8-12
Denver Broncos	3-4	3-2			6-6
Detroit Lions	36-37	46-23-3			87-62-5
Portsmouth Spartans	2-2-1	3-0-1			
Green Bay Packers	39-39-4	48-40-2		1-0	88-79-6
Houston Texans	0-0	0-1			0-1
Indianapolis Colts	2-0	2-1		0-1 <sup>†</sup>	17-23
Baltimore Colts	6-11	7-10			
Jacksonville Jaguars	1-1	1-1			2-2
Kansas City Chiefs	2-3	3-1			5-4
Miami Dolphins	2-4	1-3			3-7
Minnesota Vikings	19-27	22-21-2	1-0		42-48-2
New England Patriots	0-3	3-4		1-0 <sup>†</sup>	4-7
New Orleans Saints	5-5	6-6		2-0	13-11
New York Giants	14-7-2	13-10	1-3	4-0	32-20-2
New York Jets	3-1	3-2			6-3
Oakland Raiders	1-2	2-2			5-6
Los Angeles Raiders	1-1	1-1			
Philadelphia Eagles	11-5-1	13-3	0-1	1-1	26-10-1
Eagles-Steelers		1-0			
Pittsburgh Steelers	3-6-1	9-1			19-7-1
Pittsburgh Pirates	3-0	1-0			
Cardinals-Steelers	1-0	1-0			
Eagles-Steelers		1-0			
San Diego Chargers	2-3	3-1			5-4
San Francisco 49ers	12-18	17-9-1	0-2	0-1	29-30-1
Seattle Seahawks	1-3	2-3		1-0	4-6
St. Louis Rams	2-3	1-2			49-35-3
Los Angeles Rams	14-14-1	20-10-2	0-1	1-0	
Cleveland Rams	5-3	6-2			
Tampa Bay Buccaneers	15-12	20-5			35-17
Tennessee Titans	1-0	0-0			5-4
Tennessee Oilers	1-0	0-0			
Houston Oilers	1-2	2-2			
Washington Redskins	7-10	9-6	2-1	1-3	23-21-1
Boston Redskins/Braves	3-1-1	1-0			
ACTIVE TEAMS	250-268-12	333-197-16			599-482-28
EXTINCT FRANCHISES	25-10-5	65-7-9			90-17-14
TOTAL**	275-278-17	398-204-25	4-9	12-8	686-499-42*

**Note:** \*Three victories are subtracted from the listed overall victory total. The Eagles and Steelers merged in 1943 (1-0) and the Cardinals and Steelers merged in 1944 (2-0). Games are officially recorded under both teams (though only counted once in the "TOTAL" line).

† Bears were designated as home team, but game was at neutral site.

2007 opponents in blue.

# BEARS ON MONDAY NIGHT FOOTBALL

Date	Opponent	Site	Score	Following Week
Oct. 5, 1970	Detroit Lions	Tiger Stadium	L 14-28	L Min
Nov. 29, 1971	Miami Dolphins	Orange Bowl	L 3-24	L @ Den
Oct. 23, 1972	Minnesota Vikings	SOLDIER FIELD	W 13-10	W @ StL
Nov. 12, 1973	Kansas City Chiefs	Arrowhead	L 7-19	L Det
Oct. 21, 1974	Green Bay Packers	SOLDIER FIELD	W 10-9	L @ Buf
Oct. 27, 1975	Minnesota Vikings	SOLDIER FIELD	L 9-13	L Mia
Oct. 10, 1977	Los Angeles Rams	SOLDIER FIELD	W 24-23	L+ @ Min
Sept. 25, 1978	Minnesota Vikings	SOLDIER FIELD	L 20-24	L+ Oak
Oct. 16, 1978	Denver Broncos	Mile High	L 7-16	L @ TB
Dec. 4, 1978	San Diego Chargers	Jack Murphy	L 7-40	W GB
Oct. 6, 1980	Tampa Bay Buccaneers	SOLDIER FIELD	W 23-0	L @ Min
Nov. 3, 1980	Cleveland Browns	Cleveland	L 21-27	W Wash
Sept. 28, 1981	Los Angeles Rams	SOLDIER FIELD	L 7-24	W @ Min
Oct. 19, 1981	Detroit Lions	Silverdome	L 17-48	W+ SD
Dec. 3, 1984	San Diego Chargers	Jack Murphy	L 7-20	L GB
Oct. 21, 1985	Green Bay Packers	SOLDIER FIELD	W 23-7	W Min
Dec. 2, 1985	Miami Dolphins	Orange Bowl	L 24-38	W Ind
Sept. 22, 1986	Green Bay Packers	Lambeau Field	W 25-12	W @ Cin
Nov. 3, 1986	Los Angeles Rams	SOLDIER FIELD	L 17-20	W @ TB
Dec. 15, 1986	Detroit Lions	Silverdome	W 16-13	W @ Dal
Sept. 14, 1987	New York Giants	SOLDIER FIELD	W 34-19	W TB
Nov. 16, 1987	Denver Broncos	Mile High	L 29-31	W Det
Dec. 14, 1987	San Francisco 49ers	Candlestick	L 0-41	L @ Sea
Oct. 24, 1988	San Francisco 49ers	SOLDIER FIELD	W 10-9	L @ NE
Dec. 5, 1988	Los Angeles Rams	Anaheim	L 3-20	W Det
Dec. 19, 1988	Minnesota Vikings	Metrodome	L 27-28	end of season
Oct. 2, 1989	Philadelphia Eagles	SOLDIER FIELD	W 27-13	L @ TB
Oct. 23, 1989	Cleveland Browns	Cleveland	L 7-27	W LA Rams
Sept. 23, 1991	New York Jets	SOLDIER FIELD	W+ 19-13	L @ Buf
Nov. 11, 1991	Minnesota Vikings	Metrodome	W 34-17	W @ Ind
Dec. 23, 1991	San Francisco 49ers	Candlestick	L 14-52	end of season
Sept. 21, 1992	New York Giants	SOLDIER FIELD	L 14-27	W Atl
Nov. 2, 1992	Minnesota Vikings	SOLDIER FIELD	L 10-38	L+ Cin
Dec. 7, 1992	Houston Oilers	Astrodome	L 7-24	W Pit
Oct. 25, 1993	Minnesota Vikings	SOLDIER FIELD	L 12-19	L @ GB
Sept. 12, 1994	Philadelphia Eagles	Veterans Stadium	L 22-30	L Min
Oct. 31, 1994	Green Bay Packers	SOLDIER FIELD	L 6-33	W @ TB
Sept. 11, 1995	Green Bay Packers	SOLDIER FIELD	L 24-27	W @ TB
Oct. 30, 1995	Minnesota Vikings	Metrodome	W 14-6	L+ Pit
Dec. 4, 1995	Detroit Lions	Silverdome	L 7-27	L @ Cin
Sept. 2, 1996	Dallas Cowboys	SOLDIER FIELD	W 22-6	L @ Wash
Oct. 28, 1996	Minnesota Vikings	Metrodome	W 15-13	W TB
Sept. 1, 1997	Green Bay Packers	Lambeau Field	L 24-38	L Min
Oct. 27, 1997	Miami Dolphins	Pro Player Stadium	W+ 36-33	L Wash
Oct. 7, 2002	Green Bay Packers	Memorial Stadium*	L 21-34	L+ @ Det
Nov. 18, 2002	St. Louis Rams	Edward Jones Dome	L 16-21	W Det
Dec. 9, 2002	Miami Dolphins	Pro Player Stadium	L 9-27	W NYJ
Sept. 29, 2003	Green Bay Packers	SOLDIER FIELD	L 23-38	W Oak
Oct. 16, 2006	Arizona Cardinals	U. of Phoenix Stad.	W 24-23	W SF
Dec. 11, 2006	St. Louis Rams	Edward Jones Dome	W 42-27	W+ TB

+ Overtime; \*Champaign, IL

**Overall Record on Monday Night Football: 18-32 (Home: 10-11, Road: 8-21)**

**Record week following MNF: 25-23**

At home following MNF home game: 4-3; following MNF road game: 13-7

On the road following MNF home game: 5-9; following MNF road game: 3-4

- The Bears-Dolphins game on December 2, 1985 remains the highest rated Monday Night Football game in NFL history drawing a 29.6 rating and 46.0 share.
- The Bears 50 Monday night appearances from 1970-2006 rank ninth in the NFL behind Miami (72), Dallas (68), San Francisco (59), Oakland (59), Pittsburgh (55), Denver (54), Washington (54) and St. Louis (53).



## BEARS ON SUNDAY NIGHT FOOTBALL

Date	Opponent	Site	Score	Following Week
2/6/1987	Minnesota	Metrodome	W 30-24	L @ SF
2/3/1989	Minnesota	Metrodome	L 16-27	L Det
2/16/1990	Detroit	Silverdome	L 21-38	W TB
1/8/1992	Cincinnati	Soldier Field	L+ 28-31	L @ TB
1/14/1993	San Diego	Qualcomm Stadium	W 16-13	W @ KC
9/25/1994	New York Jets (TNT)	Meadowlands	W 19-7	W Buf
2/14/1997	St. Louis	Trans World Dome	W 13-10	L @ TB
0/5/1997	New Orleans (TNT)	Soldier Field	L 17-20	L GB
2/6/1998	Minnesota	Metrodome	L 22-48	L @ GB
1/15/1998	Detroit	Silverdome	L 3-26	L @ Atl
2/3/2000	Green Bay	Soldier Field	L 6-28	W NE
0/15/2000	Minnesota	Soldier Field	L 16-28	L @ Phi
1/25/2001	Minnesota	Metrodome	W 13-6	W Det
2/29/2002	Tampa Bay	Memorial Stadium*	L 0-15	end of season
9/14/2003	Minnesota	Metrodome	L 13-24	L @ GB
0/31/2004	San Francisco	Soldier Field	W 23-13	W @ NYG
2/18/2005	Atlanta	Soldier Field	W 16-3	W @ GB
0/1/2006	Seattle	Soldier Field	W 37-6	W Buf
1/12/2006	New York Giants	Giants Stadium	W 38-20	W @ NYJ
2/31/2006	Green Bay	Soldier Field	L 7-26	end of season

\* Overtime; \*Champaign, IL

Overall Record on Sunday night football: 9-11 (Home: 3-6, Road: 6-5)

Record week following SNF: 9-9

At home following SNF home game: 2-1; following SNF road game: 3-1

On the road following SNF home game: 2-2; following SNF road game: 2-5

On two occasions, the Bears ended the regular season with a Sunday night game (2002, 2006)

## BEARS ON THANKSGIVING DAY

Date	Opponent	Score	Date	Opponent	Score
11/25/1920	Chicago Tigers	6-0	11/26/1936	Detroit Lions	7-13
11/24/1921	Buffalo All-Americans	6-7	11/25/1937	Detroit Lions	13-0
11/30/1922	Chicago Cardinals	0-6	11/24/1938	Detroit Lions	7-14
11/29/1923	Chicago Cardinals	3-0	11/24/1947	Detroit Lions	34-14
11/27/1924	Chicago Cardinals	21-0	11/24/1949	Detroit Lions	28-7
11/26/1925	Chicago Cardinals	0-0	11/27/1952	Dallas Texans	23-27
11/25/1926	Chicago Cardinals	0-0	11/26/1964	Detroit Lions	27-24
11/24/1927	Chicago Cardinals	0-3	11/24/1977	Detroit Lions	31-14
11/29/1928	Chicago Cardinals	34-0	11/22/1979	Detroit Lions	9-20
11/28/1929	Chicago Cardinals	6-10	11/27/1980	Detroit Lions	23-17
11/27/1930	Chicago Cardinals	6-0	11/26/1981	Dallas Cowboys	9-10
11/26/1931	Chicago Cardinals	18-7	11/28/1991	Detroit Lions	6-16
11/24/1932	Chicago Cardinals	34-0	11/25/1993	Detroit Lions	10-6
11/30/1933	Chicago Cardinals	22-6	11/27/1997	Detroit Lions	20-55
11/29/1934	Detroit Lions	19-16	11/25/1999	Detroit Lions	17-21
11/28/1935	Detroit Lions	2-14	11/25/2004	Dallas Cowboys	7-21

+ Overtime

Overall Record on Thanksgiving: 16-14-2 (Home: 3-6, Road: 6-5)

vs. Detroit: 8-7-0; vs. Dallas 0-3-0; vs. Chicago Cardinals 7-3-2

# BEARS IN THE PRO BOWL

1/14/51 Dick Barwegan, G (1) Ray Bray, G (1) George Connor, T/LB (1) Fred Davis, T (1) Johnny Lujack, QB (1) Ed Sprinkle, DE (1) Bulldog Turner, C/LB (1)	1/11/59 Doug Atkins, DE (2) Rick Casares, RB (4) Joe Fortunato, LB (1) Willie Galimore, RB (1) Bill George, LB (5) Stan Jones, G (4) Fred Williams, DT (3)	1/19/69 Dick Butkus, LB (4) Gale Sayers,* RB (4) Roosevelt Taylor, DB (2)
1/12/52 Dick Barwegan, G (2) Ray Bray, G (2) George Connor, T/LB (2) John Dottley, RB (1) Johnny Lujack, QB (2) Ed Sprinkle, DE (2) Bulldog Turner, C/LB (2)	1/17/60 Doug Atkins, DE (3) Erich Barnes, DB (1) Rick Casares, RB (5) Bill George, LB (6) Stan Jones, G (5) Fred Williams, DT (4)	1/18/70 Dick Butkus, LB (5) Gale Sayers,† RB (5)
1/10/53 Dick Barwegan, G (3) George Connor, T/LB (3) Gene Schroeder, E (1) Ed Sprinkle, DE (3) Fred Williams, DT (1)	1/15/61 Doug Atkins, DE (4) Bill George, LB (7) Stan Jones, G (6) Johnny Morris, FL (1)	1/24/71 Dick Butkus, LB (6) Dick Gordon,* WR (1) Bobby Joe Green, P (1) Cecil Turner, KR (1)
1/17/54 George Connor, T/LB (4) Jack Hoffman, E (1) Don Kindt, HB (1) Fred Williams, DT (2)	1/14/62 Doug Atkins, DE (5) Mike Ditka, TE (1) Bill George, LB (8) Stan Jones, G (7)	1/23/72 Dick Butkus, LB (7) Dick Gordon, WR (2)
1/16/55 Bill Bishop, T (1) Bill George, LB (1) Harlon Hill, WR (1) Ed Sprinkle, DE (4)	1/13/63 Doug Atkins, DE (6) Mike Ditka, TE (2) Joe Fortunato, LB (2) Richie Petitbon, DB (1)	1/21/73 Dick Butkus, LB (8) Ron Smith, KR (1)
1/15/56 Ed Brown, QB (1) Rick Casares, RB (1) Bill George, LB (2) Harlon Hill, WR (2) Jack Hoffman, E (2) Stan Jones, G (1) Bill Wightkin, T (1)	1/12/64 Doug Atkins, DE (7) Mike Ditka, TE (3) Joe Fortunato, LB (3) Joe Marconi, RB (1) Richie Petitbon, DB (2) Mike Pyle, C (1) Roosevelt Taylor, DB (1) Bill Wade, QB (1)	1/20/74 Wally Chambers, DT (1)
1/13/57 Ed Brown, QB (2) JC Caroline, HB (1) Rick Casares, RB (2) Bill George, LB (3) Harlon Hill, WR (3) Stan Jones, G (2) McNeil Moore, HB (1) Larry Strickland, C (1)	1/10/65 Mike Ditka, TE (4) Joe Fortunato, LB (4) Johnny Morris,* FL (2)	1/20/75 None
1/12/58 Doug Atkins, DE (1) Rick Casares, RB (3) Bill George, LB (4) Kline Gilbert, T (1) Stan Jones, G (3)	1/15/66 Doug Atkins, DE (8) Dick Butkus, LB (1) Mike Ditka, TE (5) Joe Fortunato, LB (5) Gale Sayers, RB (1)	1/26/76 Wally Chambers, DT (2)
	1/22/67 Dick Butkus, LB (2) Richie Petitbon, DB (3) Gale Sayers,† RB (2)	1/17/77 Wally Chambers, DT (3) Walter Payton, RB (1)
	1/21/68 Dick Butkus, LB (3) Gale Sayers,† RB (3) Richie Petitbon, DB (4)	1/23/78 Allan Ellis, CB (1) Walter Payton,† RB (2)
		1/29/79 Walter Payton, RB (3)
		1/27/80 Walter Payton, RB (4)
		2/1/81 Gary Fencik, S (1) Dan Hampton, DE (1) Walter Payton, RB (5)
		1/31/82 Gary Fencik, S (2)
		2/6/83 Dan Hampton, DT (2)
		1/29/84 Walter Payton, RB (6) Mike Singletary, LB (1)
		1/27/85 Todd Bell, S (1) Richard Dent, DE (1) Dan Hampton, DT (3) Walter Payton, RB (7) Mike Singletary, LB (2)



2/2/86	Jim Covert, T (1) Richard Dent, DE (2) Dave Duerson, S (1) Dan Hampton, DE (4) Jay Hilgenberg, C (1) Jim McMahon, QB (1) Walter Payton, RB (8) Mike Singletary, LB (3) Otis Wilson, LB (1)	2/3/91	Neal Anderson,* RB (3) Mark Bortz,* G (2) Mark Carrier, S (1) Richard Dent, DE (3) Jay Hilgenberg, C (6) Mike Singletary, LB (8)	2/9/02	Olin Kreutz, C (1) Brian Urlacher, LB (2) Ted Washington, DT (1, 4) Larry Whigham, S (1, 2) James Williams, OT (1)
2/1/87	Jim Covert, T (2) Dave Duerson, S (2) Wilber Marshall, LB (1) Steve McMichael, DT (1) Jay Hilgenberg, C (2) Walter Payton, RB (9) Mike Singletary, LB (4)	2/2/92	Neal Anderson,* RB (4) Mark Carrier, S (2) Shaun Gayle, S (1) Jay Hilgenberg, C (7) Mike Singletary, LB (9)	2/2/03	Marty Booker, WR (1) Olin Kreutz, C (2) Brian Urlacher, LB (3)
2/7/88	Dave Duerson, S (3) Jay Hilgenberg, C (3) Wilber Marshall, LB (2) Steve McMichael, DT (2) Mike Singletary, LB (5)	2/7/93	Mike Singletary, LB (10)	2/8/04	Jerry Azumah, KR (1) Olin Kreutz,* C (3) Brian Urlacher, LB (4)
1/29/89	Neal Anderson, RB (1) Mark Bortz, G (1) Dave Duerson, S (4) Jay Hilgenberg, C (4) Mike Singletary, LB (6)	2/6/94	Mark Carrier, S (3) Richard Dent, DE (4) Donnell Woolford, CB (1)	2/13/05	Olin Kreutz,* C (4)
2/4/90	Neal Anderson,* RB (2) Jay Hilgenberg, C (5) Mike Singletary, LB (7)	2/5/95	None	2/12/06	Lance Briggs, LB (1) Mike Brown,* S (1) Tommie Harris, DT (1) Olin Kreutz,* C (5) Brian Urlacher,* LB (5) Nathan Vasher, CB (1)
		2/4/96	None	2/10/07	Brendon Ayanbadajo, ST (1) Lance Briggs,* LB (2) Robbie Gould, PK (1) Tommie Harris,* DT (2) Devin Hester, KR (1) Olin Kreutz,* C (6) Brian Urlacher,* LB (6) Ruben Brown, G (1, 9)
		2/2/97	None		
		2/1/98	None		
		2/7/99	None		
		2/6/00	Glyn Milburn, KR (1, 2)		
		2/4/01	Brian Urlacher, LB (1)		

\* Did not play due to injury  
† Denotes game's outstanding player  
( ) Number in parentheses indicates Pro Bowl appearances. If multiple numbers are listed, Bears total listed first followed by total appearances

## NFC CENTRAL ALL-TIME STANDINGS

(from 1967-2001)

	Overall record				Since 1977			
	W	L	T	Pct	W	L	T	Pct
Minnesota	310	215	5	.590	212	177	1	.545
Division Titles: 1968, 69, 70, 71, 73, 74, 75, 76, 77, 78, 80, 89, 92, 94, 98, 2000								
Green Bay	259	261	10	.498	196	190	4	.508
Division Titles: 1967, 72, 95, 96, 97								
<b>BEARS</b>	<b>258</b>	<b>270</b>	<b>2</b>	<b>.489</b>	<b>209</b>	<b>181</b>	<b>0</b>	<b>.536</b>
Division Titles: 1984, 85, 86, 87, 88, 90, 2001								
Detroit	235	286	9	.452	166	223	1	.427
Division Titles: 1983, 91, 93								
Tampa Bay	148	241	1	.381	148	241	1	.381
Division Titles: 1979, 81, 99								

- There was no division winner in 1982 due to the players' strike. The top eight teams from each conference advanced to the post-season. Green Bay advanced with a 5-3-1 record.
- Tampa Bay joined the NFL as an expansion franchise in 1976 and was placed in the AFC West with the understanding that they would switch to the NFC Central in 1977.

## BEARS IN OVERTIME

Since overtime was adopted in 1974, the Bears have played in 33 extra periods (including playoffs) – which ranks second behind New England (34), Minnesota (32), Denver (32) and Arizona (31). Chicago's 19 overtime *wins* is the most in the NFC while in the AFC, Denver (18), Buffalo (17) and New England (16) lead in the overtime victory column.

Date	Coin flip winner	Site	Opponent	Score	Elapsed
Oct. 16, 1977	CHICAGO	Minnesota	Minnesota Vikings	L	16-22 6:45
Dec. 18, 1977	NY Giants	New York	New York Giants	W	12-9 14:51
Oct. 1, 1978	CHICAGO	CHICAGO	Oakland Raiders	L	19-25 5:19
Sept. 7, 1980	CHICAGO	Green Bay	Green Bay Packers	L	6-12 6:00
Nov. 27, 1980	CHICAGO	Detroit	Detroit Lions	W	23-17 0:21
Dec. 14, 1980	Cincinnati	CHICAGO	Cincinnati Bengals	L	14-17 4:23
Oct. 25, 1981	CHICAGO	CHICAGO	San Diego Chargers	W	20-17 9:30
Nov. 8, 1981	CHICAGO	Kansas City	Kansas City Chiefs	W	16-13 13:07
Jan. 2, 1983	CHICAGO	Tampa Bay	Tampa Bay Buccaneers	L	23-26 3:14
Sept. 18, 1983	CHICAGO	New Orleans	New Orleans Saints	L	31-34 10:57
Sept. 25, 1983	Baltimore	Baltimore	Baltimore Colts	L	19-22 4:51
Sept. 14, 1986	Philadelphia	CHICAGO	Philadelphia Eagles	W	13-10 5:56
Nov. 30, 1986	CHICAGO	CHICAGO	Pittsburgh Steelers	W	13-10 3:55
Nov. 18, 1990	Denver	Denver	Denver Broncos	W	16-13 13:14
Dec. 2, 1990	CHICAGO	CHICAGO	Detroit Lions	W	23-17 10:57
Sept. 23, 1991	NY Jets	CHICAGO	New York Jets	W	19-13 14:42
Nov. 24, 1991	Miami	CHICAGO	Miami Dolphins	L	13-16 4:11
Nov. 8, 1992	CHICAGO	CHICAGO	Cincinnati Bengals	L	28-31 8:39
Nov. 27, 1994	Arizona	Arizona	Arizona Cardinals	W	19-16 8:11
Dec. 1, 1994	CHICAGO	Minnesota	Minnesota Vikings	L	27-33 5:46
Nov. 5, 1995	CHICAGO	CHICAGO	Pittsburgh Steelers	L	34-37 8:19
Oct. 27, 1997	Miami	Miami	Miami Dolphins	W	36-33 9:25
Nov. 14, 1999	Minnesota	CHICAGO	Minnesota Vikings	L	24-27 3:56
Nov. 21, 1999	CHICAGO	San Diego	San Diego Chargers	W	23-20 4:58
Oct. 28, 2001	San Francisco	CHICAGO	San Francisco 49ers	W	37-31 0:16 *
Nov. 4, 2001	CHICAGO	CHICAGO	Cleveland Browns	W	27-21 2:50
Sept. 29, 2002	CHICAGO	Buffalo	Buffalo Bills	L	27-33 1:58
Oct. 20, 2002	Detroit	Detroit	Detroit Lions	L	20-23 4:48
Nov. 24, 2002	Detroit	CHAMPAIGN	Detroit Lions	W	20-17 6:02
Nov. 14, 2004	CHICAGO	Tennessee	Tennessee Titans	W	19-17 3:17 **
Oct. 30, 2005	Detroit	Detroit	Detroit Lions	W	19-13 6:17
Dec. 17, 2006	Tampa Bay	CHICAGO	Tampa Bay Buccaneers	W	34-31 11:19
Jan. 14, 2007	Seattle	CHICAGO	Seattle Seahawks	W	27-24 4:53

19-14 overall: 10-6 at home; 9-8 on the road

\*NFL record for shortest OT, since eclipsed when Jets beat Buffalo 37-31 with 14 seconds elapsed on 9/8/2002.

\*\*Only the second overtime game to end with a safety. The other was Minnesota vs. the L.A. Rams on 11/5/1989.

## INTERNATIONAL GAMES


The Bears were participants in the NFL's first overseas game when they met the Cowboys in London in 1986. Since that contest, the American Bowl has expanded to many international sites including Tokyo, Barcelona, Montreal, Sydney and Mexico City. The Bears' fourth trip abroad took them to Dublin, Ireland's Croke Park on July 27, 1997, to face the Pittsburgh Steelers.

Aug. 3, 1986	Bears 17	Cowboys 3	Wembley Stadium	London, ENGLAND
Aug. 14, 1988	Bears 21	Vikings 28	Ullevi Stadium	Gothenburg, SWEDEN
Aug. 3, 1991	Bears 7	49ers 21	Olympic Stadium	Berlin, GERMANY
July 27, 1997	Bears 17	Steelers 30	Croke Park	Dublin, IRELAND









Bears President & CEO Ted Phillips led the franchise to one of the team's greatest off-field achievements with the construction of the lakefront improvement plan which included the new football stadium within the confines of historic Soldier Field. The Bears are entering their fifth season in the new stadium, playing the inaugural campaign in 2003. The aggressive construction schedule lasted just 20 months—from the Bears last home game of the 2001 season (vs. PHI, Jan. 19, 2002) until re-opening against Green Bay on Sept. 29, 2003. The project earned many honors for design excellence and was named *Midwest Construction* magazine's overall Project of the Year in 2003.

- **November, 2000**—Bears President and CEO Ted Phillips and his team of experts answer questions and concerns of the Illinois General Assembly at the State Capitol. After three days of gathering support, the Illinois House and Senate passed Bill 1284 on **Nov. 30, 2000**, authorizing the Illinois Sports Facilities Authority to issue approximately \$406 million in bonds to help finance the \$630 million project. The debt service on the bonds were paid from the surplus and projected growth of the existing two percent Chicago local hotel tax plus a local distributive tax and state hotel tax subsidy. The remaining \$200 million was contributed by the Chicago Bears, including a \$100 million loan from the National Football League.
- **Nov. 15, 2000**—The City of Chicago's Lakefront Improvement Plan was announced publicly by Mayor Richard M. Daley. The project replaced parking lots with 17 acres of new parkland, built an underground parking structure to serve the Museum Campus and Soldier Field, created easier access to the Museum Campus and added other amenities giving Chicagoans and tourists the ability to enjoy the lakefront year-round.
- **Jan. 5, 2001**—Governor George Ryan signed House Bill 1284, designed to help fund a new stadium and enhance Chicago's lakefront.

The following is a number of facts concerning different elements of the Soldier Field project and the Lakefront Initiative:

#### LAKEFRONT IMPROVEMENTS

The project created approximately 17 acres of additional waterfront parkland for public enjoyment. This green space was programmed for year-round public uses such as a sledding hill, winter garden, a terraced park, an area for outdoor museum exhibits and other features.

The year-round parking facility created 2,500 new underground parking spaces immediately adjacent to the Field Museum and Shedd Aquarium and 3,100 outdoor spaces between the stadium and McCormick Place to ensure Chicago's great tailgating tradition continues.

#### SOLDIER FIELD IMPROVEMENTS

The stadium features increased sideline seating from 40% of seats to over 60%, an increased number of new and improved restrooms (over 1,000 restroom fixtures) plus more variety and access at over 350 concession points of sale, three-level Cadillac Club lounge, a Bears Ring of Honor throughout the mezzanine level, a Bears Den gallery depicting historical events from Soldier Field's past and a bus-relief of George Halas.

Above and beyond the Bears games, the new Soldier Field is capable of hosting an increasing number of athletic events, prime concerts, and large civic, cultural and educational gatherings. The unique design allows for easy stage setup and take down, along with a field that can accommodate international soccer events.

#### FUNDING THE LAKEFRONT IMPROVEMENT PLAN

The Bears made a \$224 million contribution to this project, pay annual rent of \$5.7 million and accepted the cost over-run risks on the project. The entire cost of the Lakefront Project (\$630 million) was raised without asking for taxpayers' money. The plan was supported through a local City of Chicago hotel tax which is already in existence. There was no extension or increase of any taxes and the hotel tax was principally paid by visitors and tourists.

#### PRESERVING HISTORY

The historic colonnades and historic South Wall remained untouched as the new stadium was built within the existing exterior of Soldier Field. The Memorial Water Wall honors all soldiers who have served in the United States Armed Forces. The Wall serves as an educational piece for families and visitors of the museum campus. A Doughboy statue was erected at the entrance of Gate O and the south concourse features a Medal of Honor tribute.





Following 31 seasons of football along the shores of Lake Michigan (pictured, left), the Bears took a brief one-year hiatus from Soldier Field in 2002, playing home games at Memorial Stadium in Champaign so construction of the new Soldier Field (right) could be completed. The first game in the new stadium was Sept. 29, 2003 against division rival Green Bay. The Bears first season at the old venue was in 1971 after spending 50 seasons at Wrigley Field. Soldier Field was opened in 1924 as a 45,000-seat Municipal Grant Park Stadium. The first football game played on its field was November 22, 1924, as a capacity crowd watched Notre Dame edge Northwestern, 13-6.

It hosted the first boxing event which drew a gate of over \$2.5 million (Dempsey-Tunney, 1927), the first ski meet held in a stadium, and the all-time largest football crowd (123,000). The largest crowd for any event in Soldier Field was 260,000 on Sept. 8, 1954, for the Catholic Church's Marian Year Tribute.

The 100,000-seat stadium was dedicated November 27, 1926, with Army battling Navy to a 21-21 tie. The all-time collegiate attendance record of 123,000 plus was established Nov. 26, 1927 as Notre Dame beat Southern Cal 7-6. In the first professional game at the then-mammoth stadium, the Bears defeated the Chicago Cardinals 10-0 on November 11, 1926.

Plans for the stadium started in 1919 as a memorial to the soldiers of WWI. Soldier Field stood on 10,000 pile foundations driving an average depth of 62.5 feet through fill that replaced the lake waters. The new stadium continues to be owned, maintained and operated by the Chicago Park District.

Other stadium notes since the Bears moved to Soldier Field:

- 1971** – September 19, Chicago defeats the Pittsburgh Steelers 17-15 before capacity crowd of 55,701 in the Bears' first game since moving from Wrigley.
- 1979** – The stadium undergoes major reconstruction and renovation prior to the season including new lighting, playing surface, and locker rooms; rebuilding of seating area (new chairbacks, armrests, seats); and improvement of sightlines.
- 1982** – Additional rebuilding of seating areas was completed as well as new concourses with more restrooms and concession areas. A new press box, 60 deluxe skyboxes, and a new scoreboard were also built. Capacity is increased to 66,030.
- 1988** – Surface was changed from artificial turf to natural grass, and 56 skyboxes were added along south rim (increasing the total to 116). Capacity is increased to 66,946.
- 1992** – Four seats are added increasing the capacity to 66,950.
- 1994** – The Park District spends millions to refurbish the stadium for the World Cup soccer tournament. Capacity is reduced by six to 66,944.
- 2000** – Mayor Daley announces Lakefront Redevelopment Project (11/15).
- 2001** – Project receives state and city approval.
- 2002** – Demolition begins on stadium immediately following playoff game (1/19).
- 2003** – Bears return to Soldier Field with Monday night re-opening on September 29 against Green Bay. Capacity is set at 61,500, over 5,000 fewer seats than the old stadium and the second smallest venue in the NFL.

Located on the west side of the stadium on the street-level main concourse, the bas-relief sculpture marks the gateway for a stadium visitor's trip through the history of the Chicago Bears.

*Pure and simple, he loved this game that was as uncluttered and uncompromising as he was. Its requirements were courage, endurance, self-discipline and a competitive spirit. These were his prerequisites, too.*

*His teams played the game the same way he did—tough, aggressive and smart.*

*Often graced by a running back of exceptional ability, the Bears were always marked by a punishing defense that never stopped coming at you.*

*George Halas was a founder of the NFL and a pioneer of the Chicago Bears. His devotion to both over the decades helped them grow to prominence.*

*We will always remember his energy, his joy in competing, and his passion for his beloved Bears and Bear fans.*

—bas-relief inscription

#### Artist Description:

The bas-relief is a time-line describing George Halas' contribution to the world of football and the history of the Chicago Bears.

Hall of Famers date back from the 1920's when George Halas founded the Chicago Bears, and represent different decades of team history.

The tremendous energy and influence of the two large George Halas reliefs tells the story and balances all of the action. George S. Halas is without doubt the overriding presence in the sculpture.

The laser-etched imagery shows the team in the 1920's - also Halas and his team celebrating a 1940's win against the Washington Redskins, fan images from Wrigley Field, a photo of Halas with George Jr. and Paddy Driscoll, and a fan grouping from the 1980's. Integrated in the composition is the famous "T" formation that George Halas invented.



## TRIBUTE TO GEORGE S. HALAS AND THE LEGACY OF THE CHICAGO BEARS

Sculpted by Julie Rotblatt-Amrany

Timeless Creations, Inc. in conjunction with Portraits/Chicago Inc.

- Specs: 26 1/2 feet high X 15 3/8 feet wide
- Approx. 11,500 pounds
- White Bronze on black absolute granite with laser-etched imagery
- George Halas = 8 feet high
- Bust of George Halas = 6 feet high

- Eight Hall of Fame players range 3 - 6 feet high
- Players are: Mike Singletary, Walter Payton, Dick Butkus, Gale Sayers, Bill George, Sid Luckman, Bronko Nagurski, and Red Grange.





## THE DOUGHBOY STATUE

Just inside Gate O in the Grand Concourse stands the restored Doughboy Statue. Originally installed in Chicago's Garfield Park in the early 1930s, four decades later it was damaged, debased, but not forgotten. Chicago sculpture conservator Andrzej Dajnowski meticulously recast the missing parts and refurbished the entire statue and base to its original condition and it joins the other memorials to the American fighting men and women at Soldier Field.

## THE RING OF HONOR

Chicago Bears Hall of Fame greats are honored on the mezzanine level Ring of Honor. The 26 Chicago Bears enshrined in the Pro Football Hall of Fame in Canton, Ohio, are the most of any team in the NFL.



## THE MEMORIAL WATER WALL

The Memorial Water Wall, a 280-foot long wall of polished green granite with eight medallions honoring the different branches of the armed services, flanks the walkway that leads into the north entrance of the stadium. A veil of water continuously flows over the sculptured memorial.



## HALL OF FAME PARTNERS

The Chicago Bears would like to thank our Hall of Fame Partners for their efforts toward making the fan experience exciting for all:

**STAPLES**

that was easy:

**CHASE**

**Coca-Cola**



**Comcast**

**U.S. Cellular**



**MOTOROLA**

What time do the parking facilities and stadium gates open?

- Parking facilities surrounding the stadium open four hours prior to kickoff
- Gates open two hours before kickoff

Where is Will Call located?

- Outside Gate 10 at the southeast corner of the stadium

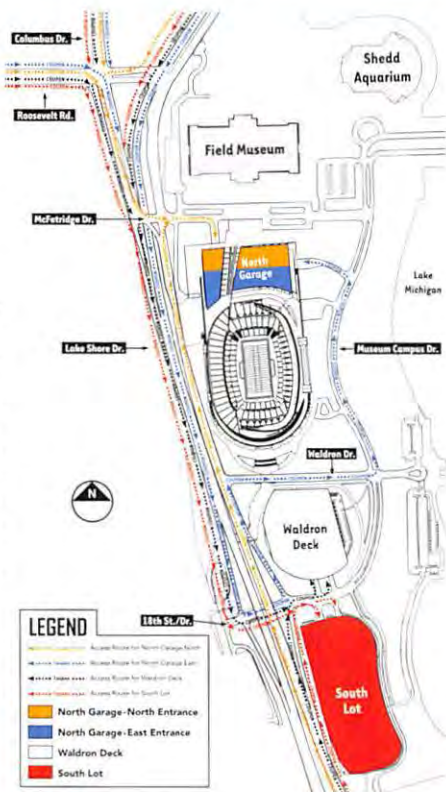
### WALKING DIRECTIONS FROM PRESS BOX TO LOCKER ROOM

Take elevator to concourse level. Take left out of elevator and through Field Access door. Take a right at the bottom of steps and follow corridor to west side of the stadium. From field, exit stadium at North west entrance. Turn left into interior corridor. Postgame interview room is fourth room on left. Locker room is first door on the left.

Visiting locker room is at the northeast corner of the stadium.

### WALKING DIRECTIONS FROM PRESS BOX TO STADIUM EXIT

Take elevator to concourse level. Exit through Press Entrance at Gate 14.



**SOLDIER FIELD  
2007**





The Chicago Bears moved into Halas Hall at Conway Park on March 3, 1997. The 38-acre complex is located in Lake Forest off of Route 60 just east of the Tri-State Tollway, approximately four miles from the former Halas Hall. The building is dedicated to Bears' founder, President and Coach George Halas. The original Halas Hall, on the Lake Forest College campus, was dedicated by Coach Halas in the name of his son, Mugs, in 1979.

The complex includes a 100,000 square foot office building, indoor practice facility, and 2 1/2 outdoor practice fields, surrounded by a jogging path. One of the two 100-yard outdoor fields is equipped with 14 miles of underground heating tubes, enabling the grass to remain soft and growing into early winter, as well as five miles of drain tubing that can capture and disperse nine inches of rainfall per hour and 2.5 miles of cooling pipes for the grass roots.

The main building is almost two football fields long and 100 feet wide. The old Halas Hall had 32,000 square feet of space, while the new building has 100,000. In fact, the entire former Halas Hall would fit into the basement of the new building. Furthermore, the old locker room was 1,400 square feet, while the new one is about 3,000, has 62 lockers with room to quickly expand to 100, and 4 natural light wells. The weight room—perhaps the most spectacular aesthetic area of the complex—is 7,000 square feet, almost four times the size of the 1,800 square foot workout area at the old building. The glass wall on the east side of the weight room is 28 feet high, perfect for viewing the white-tailed deer on their evening romps across the complex grounds. A two-lane lap pool is behind the weight room, and its sixty-foot lanes have built-in resistance currents. The training room is five times the size of its predecessor, and boasts a doctors' office, x-ray facility, medical records storeroom, casting room, whirlpool, cold-dip plunge, steam room and sauna. The football needs are met with eight classrooms, two large meeting rooms/classrooms, and a 150-seat auditorium capable of hosting seminars, television productions and press conferences.

## ED McCASKEY MEMORIAL GARDEN AND THE WALTER PAYTON CENTER

The team's indoor practice facility, the Walter Payton Center, was renovated during the summer of 2005 while construction of the Ed McCaskey Memorial Garden was completed in June.

The Walter Payton Center is a rigid structure, opposed to the inflated "bubble" the team used from 1990-96, and includes a full 100-yard field. The structure is 85 feet high, 200 feet wide and 400 feet long. The renovation included removal of the existing fabric roof and cladding on the outside of the building, replacement of the end walls and installation of a new, state-of-the-art synthetic turf and two-lane running track. A new heating and de-humidification system was also installed.

Located south of Halas Hall, the Ed McCaskey Memorial Garden is a beautifully landscaped, clover-leaf shaped garden bordered by a 30" stone seat wall and piers. A winding gravel road from Halas Hall leads to the opening of the garden where a variety of trees, shrubs and perennials have been planted.



Walter Payton Center



Ed McCaskey Memorial Garden

The Bears will conduct training camp for the sixth consecutive season at Olivet Nazarene University in Bourbonnais, Ill., after spending 18 years in Platteville, Wis. The site, approximately 60 miles south of Chicago, provides the Bears with four practice fields, air-conditioned locker rooms and dining facility, a weight room, meeting rooms, dorms for players, staff and media.

**INFO:** General Camp: 815/928-5821

Media Relations: 815/928-5868

Administration: 815/928-5822

PR Fax: 815/928-5498

Address:

Chicago Bears

1 University Avenue

Bourbonnais, Ill. 60914

Jim Christman: 815/614-4646

Mike Corbo: 815/614-4126

**DATES:** Practices begin Friday, July 27. The Bears will be in Bourbonnais through Saturday, August 18, with exceptions for preseason travel, August 10-12 traveling to Houston and for a practice at Soldier Field, date TBA.

**PRACTICES:** Practice times are subject to change, but tentatively begin one of three times each day, noon, 3 p.m. or 7 p.m. Each practice is approximately two hours long on the Olivet Nazarene campus and are open to the public free of charge.

**MEDIA:** Credentials are required to cover practices and press conferences. They can be obtained in the Tigers Den located in the Leslie Parrott Convocation Athletic Center. The media work room, equipped with phones, is also located in the Tigers Den.

#### TRAINING CAMP HISTORY:

2002-	Olivet Nazarene University, Bourbonnais, Illinois
1984-2001	University of Wisconsin-Platteville, Wisconsin
1975-83	Lake Forest College, Lake Forest, Illinois
1944-74	St. Joseph's College, Rensselaer, Indiana
1935-43	St. John's Military Academy, Delafield, Wisconsin
1934	Lane Tech High School, Chicago, Illinois
1933	University of Notre Dame, South Bend, Indiana

#### DIRECTIONS TO BOURBONNAIS FROM CHICAGO: (approximately 60 miles)

- Take I-90/94 South to I-57. Take I-57 South to Bradley/Bourbonnais Exit 315. Follow the exit ramp as it curves to the right onto Rt. 50 South. Turn right onto Armour Road. At the second traffic light, turn left onto Convent St., which is also Rt. 45/52. There is also a Speedway gas station on corner. Follow the curves past the side entrance to campus on the left and continue to the main entrance that is lined with 10 flags.

#### DIRECTIONS FROM LAKE FOREST:

- Take the Tri-State Tollway South/East (I-294) to 159th Street. Proceed two miles to I-57 South. Take I-57 South for 30 miles to Bradley/Bourbonnais Exit 315. Proceed as directed above.

#### ABOUT OLIVET NAZARENE:

Founded in 1907, Olivet Nazarene University is a private, Christian, liberal arts university - a service of the Church of the Nazarene, theologically grounded in the Wesleyan tradition. Of the 20,000 Olivet alumni across the country and around the world, approximately 6,000 live in Northeast Illinois and Northwest Indiana. About 3,300 students (1,900 undergraduates) from 40 states and 15 countries attend the University. ONU fields 18 intercollegiate athletic teams for men and women. The Tigers are members of the National Association of Intercollegiate Athletics (NAIA, Division I), National Christian College Athletic Association (NCCAA, Division I) and Chicagoland Collegiate Athletic Conference (CCAC).



**CREDENTIALS:** News media representatives who have not been issued season press credentials should request single game credentials by no later than Monday the week of the game by faxing or emailing Jim Christman, Media Services Manager, at (847) 615-2387 or jimc@bears.nfl.com. Credentials will be left at the PRESS WILL CALL window located on the southeast side of Soldier Field, located outside of Gate 10. PRESS WILL CALL opens three hours before kickoff. Press entry into Soldier Field is on the south east side of the stadium, Gate 14. The press elevator is located across the concourse. Guests are NOT permitted in the press box and credentials are limited to working press only.

**PRESS BOX/PRESS GATE:** The 200-seat press box is located on Suite Level A in the southeast corner of the stadium. Entrance to the Press Box is at Gate 14 and is only accessible to persons holding a working press credential. Press Will Call is located outside Gate 10.

**PHOTOGRAPHERS:** Sideline credentials for field photographers are issued by the Bears' media relations department. Free-lance photographers who are not on specific assignment by a recognized sports or news publication will not be credentialed due to space limitations. Sideline credentials must be reserved by Monday before the game and can be picked up at PRESS WILL CALL.

**PARKING:** Media parking is limited at Soldier Field. Applications must be made in writing on company letterhead to Jim Christman.

**SATELLITE TRUCK PARKING:** Television stations seeking parking for satellite trucks on the day of Bears games should contact Michael Ortman, Director of Operations Soldier Field at mortman@soldierfield.net or at 312/235-7153.

**TELEPHONES:** The Bears provide a limited number of co-op credit card phones for copy transmission. To order phone lines in the Soldier Field Press Box fax: SMG at 312/235-7030.

**TO SOLDIER FIELD FROM O'HARE AIRPORT:** Take Kennedy Expressway (I-94) to Congress Street. Exit east (left) to Columbus Drive. Go south (right) on Columbus until it feeds into Lake Shore Drive South. Soldier Field will be on the left. Entrance to parking is at south end of field (Waldron Drive).

**BEARS MEDIA RELATIONS TELEPHONE NUMBERS:**

Office: (847) 295-6600	Office Extension
Jim Christman, Media Services Manager	(847) 739-5221
Sharon Lehner, Media Relations Assistant	(847) 739-5222
Mike Corbo, Media Relations Assistant	(847) 739-5224

## BEARS 2007 ROAD HEADQUARTERS

Houston (preseason)	Renaissance Houston	713-629-1200
Indianapolis (preseason)	Hyatt Regency Indianapolis	317-632-1234
San Diego	Hyatt Regency La Jolla	855-552-1234
Detroit	Detroit Marriott Renaissance	313-568-8000
Green Bay (Appleton)-Team	Radisson Paper Valley	920-733-8000
Green Bay (Neenah)-Media	Holiday Inn Riverwalk	920-725-8441
Philadelphia	Philadelphia Marriott West	610-941-5600
Oakland	The Westin San Fran. Airport	650-692-3500
Seattle	Grand Hyatt Seattle	206-774-1234
Washington	Omni Shoreham Hotel	202-234-0700
Minnesota	Crowne Plaza Northstar	612-338-2288



Jeff Joniak (seated, left) is in his seventh season as play-by-play voice of the Bears while Tom Thayer is a 11-year Bears radio veteran.

## WBBM 780-AM

For the eighth consecutive season Chicago Bears broadcasts will be heard on WBBM Newsradio 780. WBBM is Chicago's only all-news station and has led the market in news and sports broadcasting since 1968. Jeff Joniak enters his seventh season as the play-by-play voice of the Bears and 12th year as the host of the Bears pregame show which starts three hours prior to kickoff. Former Bear Tom Thayer, an 11-year Bears radio veteran, adds color commentary and insight. The postgame show from the locker room features exclusive analysis from head coach Lovie Smith and key players from the game. Bears fans can also find special insight and analysis of the Bears at [www.bears780.com](http://www.bears780.com).

**JEFF JONIAK:** With over twenty years covering sports in Chicago, veteran play-by-play announcer Jeff Joniak is in his seventh season as the voice of the Bears. A recipient of a 2005 Silver Dome Award for his play-by-play call, Joniak is familiar to Bears fans for his five years as the team's pre- and post-game host and as drive-time sports anchor on WBBM. Additionally he serves as Master of Ceremonies for the Bears Fan Convention, Draft Day Party and

Football 101. Before tackling Halas Hall, Joniak co-hosted the gameday broadcasts for the Chicago Bulls during their championship years from 1991 to 1996. For their gripping coverage of the death of Walter Payton, Joniak and his staff won a prestigious Peter Lisagor Award. He also won two Lisagor awards for his coverage of the NFL Draft, AP awards for his sportscasts and UPI awards for his Bears reporting. Jeff and his wife Candi live with their daughters Kelly and Kaitlyn in the west suburbs.

**TOM THAYER:** Originally a Bears' fourth-round draft pick in 1983 after an All-America career at Notre Dame, Tom Thayer played for three seasons with the USFL's Chicago Blitz and Arizona Wranglers before joining the Bears. One of the team's strongest players, Thayer earned his starting role at right guard four games into the 1985 season and eventually compiled consecutive game and consecutive start streaks that led the Bears during the late 1980s. Thayer left the Bears in 1992 after a distinguished eight-year career at offensive guard. He retired in 1993 after one season with the Miami Dolphins. Before joining the Bears radio team in 1997, Thayer worked for two years as a Bears analyst on WFLD-TV's pro football programming. A former all-state lineman at Joliet Catholic High, Thayer resides in Chicago.

**The Bears Radio Network consists of at least 28 stations across Illinois and the Midwest.**

**The following affiliates are included (as of May 16, 2007):**

KCLN-AM ... Clinton, IA .....1390AM  
 KCPS-AM ... Burlington, IA .....1150AM  
 KGYM-AM ... Cedar Rapids, IA .....1600AM  
 KSHP-AM ... Las Vegas, NV .....1300AM  
 KWKY-AM ... Des Moines, IA .....1150AM  
 WAIK-AM ... Galesburg, IL .....1590AM  
 WASK-AM ... Lafayette, IN .....1450AM  
 WBIG-AM ... Aurora, IL .....1280AM  
 WBY5-AM ... Canton, IL .....1560AM  
 WDBQ-AM ... Dubuque, IA .....1490AM  
 WDDD-AM ... Marion, IL .....810AM  
 WFMB-AM ... Springfield, IL .....1450AM  
 WGCY-FM ... Gibson City, IL .....106.3FM  
 WGEM-AM ... Quincy, IL .....1440AM

WHCO-AM ... Sparta, IL .....1230AM  
 WIRL-AM ... Peoria, IL .....1290AM  
 WIVR-FM ... Watseka, IL .....101.7FM  
 WJBC-AM ... Bloomington, IL .....1230AM  
 WLBK-AM ... DeKalb, IL .....1360AM  
 WLQI-FM ... Rensselaer, IN .....97.7FM  
 WLRB-AM ... Macomb, IL .....1510AM  
 WRHL-AM ... Rochelle, IL .....1060AM  
 WROK-AM ... Rockford, IL .....1440AM  
 WSBT-AM ... South Bend, IN .....960AM  
 WVIL-FM ... Virginia, IL .....101.3FM  
 WVLI-FM ... Kankakee, IL .....95.1FM  
 WXLP-FM ... Davenport, IA .....96.9FM  
 WXTT-FM ... Danville, IL .....99.1FM



NFL INTERNET NETWORK

Official NFL Sites

STATS SCORES SCHEDULE ROSTER DEPTH CHART MESSAGE BOARDS

THE OFFICIAL WEBSITE OF THE NFC CHAMPION CHICAGO BEARS

Search ChicagoBears.com

Home Direct Login

NEWS TEAM GAMEDAY MULTIMEDIA TRADITION TICKETS & STADIUM EVENTS COMMUNITY STAFF PHOTOS PARTNERS STORE

**BEARS SIGN TWO MORE PICKS IN OKWO, BEEKMAN**  
The Bears on Tuesday continued to sign their draft picks at a record pace, inked third-round linebacker Michael Okwo and fourth-round guard/center Josh Beekman (above) to four-year contracts. The Bears have now signed seven of their nine 2007 draft picks. [FULL STORY >>](#)

**MORE NEWS**

LEAGUE GOING OVERTIME ON SUSPENSION DECISIONS

**CHALK TALK**  
WITH LARRY MAYER  
How will varied game times affect Bears?  
Larry discusses how their oddball schedule will impact the Bears, if the 10:00 a.m. game is available to be won by a Bears player and how close the Bears came to making the playoffs with Dick Butkus and Gale Sayers on the team. [FULL STORY >>](#)

**CHICAGO BEARS EXTRA POINTS**  
FREE\* autographed Devin Hester photo from [www.chicagobears.com](#)  
After qualifying week of your new season.

**Best Summer Camp in Illinois**

**BEARS NEWS**

- 05/28/07 - Bears ready to battle for starting position
- 05/25/07 - Brian hosting motorcycle run for charity
- 05/24/07 - Orndorff's wife beginning to pay dividends
- 05/23/07 - Brian happy to be back where he belongs
- 05/23/07 - Bears sign seventh-round pick Brian
- 05/22/07 - Brian enjoying the view from the top
- 05/22/07 - Midline becomes fourth Bears pick to sign
- 05/21/07 - Bears sign Graham to four-year contract
- 05/20/07 - Williams making most of first-team reps
- 05/20/07 - Clark not threatened by arrival of Brian
- 05/19/07 - Manning pulling double duty in secondary
- 05/19/07 - Dynamic weather a hit in debut on offense

**SEARCH NEWS**

**ATHLETICO**  
REHABILITATION FITNESS PERFORMANCE

**MINICAMP PHOTO GALLERY**  
click to view

**DID YOU KNOW?**  
The Bears' trademark "C" logo first appeared on their helmets in 1962. It was then changed from white to orange with white trim in 1973.

**LAUNCH CB-TV**  
brought to you by COMCAST

**2007 SCHEDULE** [Full Schedule >](#)

WEEK	DATE	OPPONENT	TIME
9/3	VS. CHARGERS	3:15 PM	
9/16	VS. CHIEFS	3:15 PM	
9/23	VS. COWBOYS	7:15 PM	
9/30	@ LIONS	Noon	
10/7	@ PACKERS	7:15 PM	
10/14	VS. VIKINGS	Noon	
10/21	@ EAGLES	3:15 PM	
10/28	VS. LIONS	Noon	

**FAN POLL** [Vote Now](#)

Which Bears defensive end will register the most sacks in 2007?

- ☐ Mark Anderson
- ☐ Dan Bazuin
- ☐ Alex Brown
- ☐ Adewale Ogunlana

[VOTE](#)

ChicagoBears.com is the number one source for breaking Bears news, behind-the-scenes features, up-to-date roster and injury report information, exclusive video content and team merchandise. The comprehensive coverage on the team's official website offers fans worldwide an inside look at the Bears with the most accurate, up-to-date information available anywhere.

Fans can share their thoughts on the Chicago Bears message boards as well as interact with ChicagoBears.com's senior writer Larry Mayer in "Chalk Talk." The daily ChicagoBears.com fan poll gives fans a chance to voice their opinion regarding team issues.

ChicagoBears.com also offers fans a unique opportunity to interact with their favorite Bears players as well as other Bears fans. Log on to ChicagoBears.com during the 2007 season for the most comprehensive team coverage of your favorite NFL franchise.

## CBTV

**Brought to you by Comcast**

Log on to ChicagoBears.com any time day or night and you will have your choice of hundreds of video features, highlights, press conferences, and interviews dedicated to Chicago Bears Football. All video and audio is available on the multimedia page or view the most current content in the video window on the front page of the website.

Chicago Bears Broadcasting (CBB) enters its fifth year serving Bears fans as the production and syndication unit of the Chicago Bears Football Club. CBB produces and distributes a large stable of television shows, radio shows, new media, and video on demand designed to give inside access to the team. CBB's local partners include NBC5, WBBM Radio, Comcast Sportsnet Chicago, Comcast Video On Demand and WSCR radio.

## PRESEASON TV

Chicago Bears Broadcasting will produce three games in 2007 airing locally on NBC5, throughout the Midwest on the Bears Preseason Television Network and tape delayed in Spanish on Telemundo Chicago.

### Preseason Schedule:

August 11	..@ Texans	.....7 p.m.	....NBC5/Bears Television Network
August 20	..@ Colts	.....7pm	....ESPN
August 25	..NINERS	.....7 p.m.	....NBC5/Bears Television Network
August 30	..BROWNS	.....7 p.m.	....NBC5/Bears Television Network



### Preseason Television Network:

WMAQ-Chicago Ch. 5 (Flagship)	KFXA- Cedar Rapids, Ch. 28	WIFR-Rockford, Ch. 23
WSNS-Chicago, Ch. 44	KLJB- Quad Cities, Ch. 18	WRSP-Springfield Ch. 55
(Spanish Language)	WCCU-Champaign, Ch. 27	WSBT-South Bend, Ch. 22
	WHOI-Peoria, Ch. 19	KFXA-Cedar Rapids, Ch. 28

### Weekly Television Shows



## BEARS GAMEDAY LIVE

### Brought to you by Subway

Bears Gameday Live is the official pregame show of the Chicago Bears. Produced by Chicago Bears Broadcasting in conjunction with NBC5, Bears Gameday Live provides exclusive and unique access into the Chicago Bears and live pregame information from the field. Bears Gameday Live airs at 10:30am CT starting September 9th. Bears announcers Tom Thayer and Jeff Joniak provide live, up-to-the-second updates on field conditions, injuries and team news from the playing field. NBC5's Ryan Baker hosts the show.



## BEARS GAMENIGHT LIVE

### Brought to you by Canon Business Solutions

Bears Gamenight Live will air on Sunday nights following NBC's Sunday Night Football and NBC5's local news and sports coverage as part of Bears Night in Chicago. Bears Gamenight is a full half hour of game coverage featuring an exclusive interview with Bears Head Coach Lovie Smith. The Sounds of the Game segment features a "mic'd up" player for each game. Tom Thayer and Jeff Joniak analyze the game in-studio along with host Ryan Baker.



## BEARS BLITZ

### Brought to you by Chicago International Trucks

Bears Blitz on Comcast Sportsnet Chicago gives Bears fans access to Bears weekly press conferences and player interviews every Wednesday and Thursday during the season. Bears Blitz will cover all Bears news that happens during the practice week and is a full half hour show devoted to Bears information twice a week.

### Weekly Radio Shows



## BEARS INSIDER

The Bears Insider radio show airs on the Bears flagship radio station WBBM AM Newsradio 780. Hosted by the voice of the Bears, Jeff Joniak, and featuring Head Coach Lovie Smith as a live guest, Bears Insider is an hour show starting at 7pm on Monday nights. Coach Smith will answer fan e-mails and explain the "ins and outs" of Bears football, giving Chicago fans an inside perspective of the organization.

## BEARS ALL ACCESS



Bears All Access airs at 6pm Thursday nights on WSCR "The Score". Host Zach Zaidman turns over the microphone to various Bears players and lets them present the players' perspective to Bears football. Players will take phone calls, read e-mails, and entertain by showing the fans their true personalities.



# Your Home of the Chicago Bears!



**CHICAGO**

**TELEMUNDO**  
CHICAGO

## 2007 Preseason Schedule

NBC 5	Saturday, August 11	7pm	at Houston
NBC 5	Saturday, August 25	7pm	San Francisco
NBC 5	Thursday, August 30	7pm	Cleveland

For NBC re-broadcast information check local listings. Games  
en Español on Telemundo Chicago air on a tape delayed basis same night.

**Watch NBC 5 during the BEARS Regular Season.**



**BEARS Gameday Live: Sundays 10:30 am**  
**NBC Sunday Night Football: 6:00pm**

**BEARS NIGHT IN CHICAGO**

**Sports Sunday & BEARS Gamenight Live:**  
Sunday nights following NBC 5 late news.



 **NBC5.com**



Since the team's inception in 1920, the Chicago Bears organization has remained dedicated and committed to making a tangible difference in the lives of people throughout Chicagoland. The Chicago Bears inspire positive change in the community by implementing and supporting outreach programs and events in the areas of Education, Health and Fitness, Youth Football, and Volunteerism and Civic Involvement. Through a collaborative effort between the team's Community Relations Department and Bears Care, our charitable beneficiary...the Chicago Bears continue to Tackle the Needs of Chicago.

## Programs



*Civic Involvement - Military*



*Civic Involvement - Rookie Rally*



*Health & Fitness - Bear Hugs*



*Health & Fitness - What Moves U*



*Volunteerism - Hispanic Day*



*Volunteerism - Habitat for Humanity*



*Education - Hello to our Heroes*



*Education - Bears School Outreach*

CHASE

## CHICAGO BEARS COMMUNITY RELATIONS CONTACT INFORMATION

Caroline Guip Schrenker  
Director  
(847) 739-5364  
[carolineg@bears.nfl.com](mailto:carolineg@bears.nfl.com)

Jessica Kies  
Manager  
(847) 739-5308  
[jessicak@bears.nfl.com](mailto:jessicak@bears.nfl.com)

Kate Rackow  
Assistant  
(847) 739-5343  
[kater@bears.nfl.com](mailto:kater@bears.nfl.com)



**Youth Football***Bears Flag Football**Bears Youth Football Camps**Junior Bear Tackle Football**Play Football Day***Events & Partnerships***Bike Donation at Training Camp**Going Places at LaRabida Children's Hospital**Halftime Book Project**Military Support***Player Initiatives & Awards***Ed Block Courage Award**Futbol Americano con Roberto**Home Team Hand-Off**Little City Foundation*



BEARS CARE

### About Bears Care

Bears Care, the charitable beneficiary of the Chicago Bears, conducts and partners in a variety of fundraising events throughout the year as part of its commitment to improving the lives of those in our community. Bears Care impacts thousands of Chicago area individuals and families annually, with grants to qualifying agencies that serve those in need. With the generous participation of Chicago Bears' players and staff, area businesses and organizations, as well as individual donors, Bears Care is able to bring together human and financial resources to help tackle the needs of Chicago.

## BEARS CARE EVENTS



Chase Corporate Challenge



i'mag'jen Charities



Game Day Greetings



"Take a Bear to School"



St. Pat's Day at the Loon Cafe



Midtown 5K Run & Walk



Bears Care Gala



Bears Care's mission is to support targeted programs in the areas of education, youth athletics, and medical research and health awareness programs focused on breast and ovarian cancer. For additional information on Bears Care programs and upcoming events, or if you wish to make a donation, e-mail [bearscare@bears.nfl.com](mailto:bearscare@bears.nfl.com)



## YOUTH FOR LIFE: REMEMBERING WALTER PAYTON

In 2001, four Chicago area teens joined forces to create Youth for Life: Remembering Walter Payton, an organ donation awareness program dedicated to the legendary Chicago Bears running back who passed away in 1999 while awaiting a liver transplant. Erin Kinsella, John McCaskey, and Mark Pendleton teamed up with Walter's daughter, Brittney, in founding this campaign which provides the facts about organ and tissue donation to high school students preparing to apply for their driver's license.

Youth for Life is a member organization of the Illinois Coalition on Donation. Through school assemblies, the Youth for Life program provides teenagers with the facts, as well as information on when and how to register as an organ donor. It encourages them to make the right choice - the choice for life.



Chicago Vocational Career Academy



New Trier High School - Winnetka



Mather High School - Chicago



Rosary High School - Aurora



Julian High School - Chicago



Barrington High School - Barrington



# Youth For Life

*Remembering Walter Payton*



**ORGAN DONATION** Teaming Up for a Great Cause

## NFL PUBLIC RELATIONS DIRECTORY

NFL League Office	280 Park Avenue, New York, NY 10017	(212) 450-2000
Pro Football Hall of Fame	2121 George Halas Dr. NW, Canton, OH 44708	(330) 456-8207
Elias Sports Bureau	500 Fifth Avenue, New York, NY 10036	(212) 869-1530

Team	PR Contact	Phone Number
Arizona Cardinals	Mark Dalton	(602) 379-0101
Atlanta Falcons	Reggie Roberts	(770) 965-3115
Baltimore Ravens	Kevin Byrne	(410) 701-4000
Buffalo Bills	Scott Berchtold	(716) 648-1800
Carolina Panthers	Charlie Dayton	(704) 358-7000
<b>Chicago Bears</b>	<b>Jim Christman</b>	<b>(847) 295-9657</b>
Cincinnati Bengals	Jack Brennan	(513) 621-3550
Cleveland Browns	Bill Bonsiewicz	(216) 891-5000
Dallas Cowboys	Rich Dalrymple	(972) 556-9900
Denver Broncos	Jim Saccomano	(303) 649-9000
Detroit Lions	Matt Barnhart	(313) 216-4000
Green Bay Packers	Jeff Blumb	(920) 496-5700
Houston Texans	Tony Wyllie	(832) 667-2000
Indianapolis Colts	Craig Kelley	(317) 297-2658
Jacksonville Jaguars	Dan Edwards	(904) 633-6000
Kansas City Chiefs	Bob Moore	(816) 920-9300
Miami Dolphins	Harvey Greene	(954) 452-7000
Minnesota Vikings	Bob Hagen	(952) 828-6500
New England Patriots	Stacey James	(508) 543-8200
New Orleans Saints	Greg Bense	(504) 731-1799
New York Giants	Pat Hanlon	(201) 935-8111
New York Jets	Bruce Speight	(516) 560-8100
Oakland Raiders	Mike Taylor	(510) 864-5000
Philadelphia Eagles	Derek Boyko	(215) 463-2500
Pittsburgh Steelers	Dave Lockett	(412) 432-7820
St. Louis Rams	Rick Smith	(314) 982-7267
San Diego Chargers	Bill Johnston	(858) 874-4500
San Francisco 49ers	Aaron Salkin	(408) 562-4949
Seattle Seahawks	Dave Pearson	(425) 827-9777
Tampa Bay Buccaneers	Jeff Kamis	(813) 870-2700
Tennessee Titans	Robbie Bohren	(615) 565-4000
Washington Redskins	Chris Helein	(703) 726-7000

## NFL CALENDAR

Fri., July 27	Training camp practices begin — Bourbonnais, Ill.
Tue., Aug. 28	Roster cut to 75 (3:00 pm CT)
Sat., Sept. 1	Roster cut to 53 (3:00 pm CT)
Sun., Sept. 2	After 11 a.m., Clubs may establish a practice squad of eight players
Sun., Sept. 9	Regular season opener at San Diego Chargers (3:15 p.m.)
Tue., Oct. 16	Trading deadline (3:00 pm CT)
Sun., Dec. 30	Regular season ends vs. New Orleans- Soldier Field (Noon*)
Jan. 5-6, 2008	Wild Card Weekend
Jan. 12-13	Divisional Playoff games
Sun., Jan. 20	Conference Championships
Sun., Feb. 3	Super Bowl XLII — Glendale, Arizona
Sun., Feb. 10	AFC-NFC Pro Bowl — Honolulu, Hawaii
Feb. 20-26	NFL Combine, RCA Dome, Indianapolis, Indiana
Apr. 26-27	2008 NFL Draft

\*Game time subject to change



## BEARS PRESEASON SCHEDULE

DATE	OPPONENT	TIME	NETWORK
Saturday, August 11	at Houston Texans	7:00 PM	NBC5
Monday, August 20	at Indianapolis Colts	7:00 PM	ESPN
Saturday, August 25	SAN FRANCISCO 49ERS	7:00 PM	NBC5
Thursday, August 30	CLEVELAND BROWNS	7:00 PM	NBC5

## NFL PRESEASON SCHEDULE

## HALL OF FAME WEEKEND (August 5)

Sunday, Aug. 5 Pittsburgh vs. New Orleans (NFLN) (Canton, OH) 7 p.m.

## WEEK 1 (August 9-13)

Indianapolis at Dallas (8/9; Fox, 7pm)  
 Buffalo at New Orleans (8/10; CBS, 7pm)  
 Washington at Tennessee (8/11; NFLN, 7pm)  
 Seattle at San Diego (8/12; NBC, 7pm)  
 Denver at San Francisco (8/13; ESPN, 7pm)  
**Chicago at Houston (8/11; NBC5, 7 pm)**  
 Cincinnati at Detroit  
 Atlanta at NY Jets  
 New England at Tampa Bay  
 St. Louis at Minnesota  
 Green Bay at Pittsburgh  
 Jacksonville at Miami  
 Kansas City at Cleveland  
 Carolina at NY Giants  
 Arizona at Oakland  
 Philadelphia at Baltimore

## WEEK 2 (August 16-20)

Miami at Kansas City (8/16; ESPN, 7pm)  
 Minnesota at NY Jets (8/17; Fox, 7pm)  
 San Diego at St. Louis (8/18; CBS, 7pm)  
 NY Giants at Baltimore (8/19; NBC, 7pm)  
**Chicago at Indianapolis (8/20; ESPN, 7pm)**  
 Atlanta at Buffalo  
 Carolina at Philadelphia  
 Tennessee at New England  
 Houston at Arizona  
 Detroit at Cleveland  
 New Orleans at Cincinnati  
 Tampa Bay at Jacksonville  
 Denver at Dallas  
 Pittsburgh at Washington  
 Seattle at Green Bay  
 Oakland at San Francisco

## WEEK 3 (August 23-27)

Jacksonville at Green Bay (8/23; Fox, 7pm)  
 New England at Carolina (8/24; CBS, 7pm)  
 Philadelphia at Pittsburgh (8/26; NBC, 7pm)  
 Cincinnati at Atlanta (8/27; ESPN, 7pm)  
**San Francisco at Chicago (8/25; NBC5, 7pm)**  
 New Orleans at Kansas City  
 Tennessee at Buffalo  
 St. Louis at Oakland  
 Detroit at Indianapolis  
 Tampa Bay at Miami  
 Baltimore at Washington  
 Dallas at Houston  
 NY Jets at NY Giants  
 Minnesota at Seattle  
 Cleveland at Denver  
 San Diego at Arizona

## WEEK 4 (Aug. 30-31)

**Cleveland at Chicago (8/30; NBC5, 7pm)**  
 Buffalo at Detroit  
 NY Giants at New England  
 NY Jets at Philadelphia  
 Washington at Jacksonville  
 Dallas at Minnesota  
 Green Bay at Tennessee  
 Houston at Tampa Bay  
 Kansas City at St. Louis  
 Miami at New Orleans  
 Pittsburgh at Carolina  
 Arizona at Denver  
 Oakland at Seattle  
 San Francisco at San Diego  
 Baltimore at Atlanta  
 Indianapolis at Cincinnati

100-Yard Receiving Games	272-274	Football Staff	33-35	Undrafted Free Agents	165-169
100-Yard Rushing Games	269-271	Hallas Hall	403	Veteran Roster	170
2006 Defense and Special Teams Stats	178	Highest Quarterback Ratings	262	Youth for Life: Remembering Walter Payton	413
2006 Final Statistics	176-177	Historical Biographies	250-251		
2006 Game Summaries	182-191	How the 2007 Bears got to the NFL	173	INFORMATION BOXES	
2006 NFL Standings	193	How the 2007 Bears were Built	174	40 Rushes vs. 40 Passes	270
2006 Participation Chart	179	Individual Records	200-210	Aikman Efficiency Rating	80
2006 Playoff Statistics	192	Individual Records, Opponent's	211-212	Air Miles Bears Travel Per Season	228
2006 Preseason Statistics	181	Individual Rookie Records	199	Attendance Records	117
2006 Starting Lineups	180	Last Time, The	196-198	Bears Record Since 2005	104
2007 Drafts	148-155	Media Information	405	Bears Share Ticket Donation	161
Bazun, Dan	149	NFL Public Relations Directory	414	Bears Team Physicians	74
Beekman, Josh	152	Office Staff	36-41	Bears vs. Super Bowl Winners	61
Brant, Aaron	156	Phillips, Ted, President & CEO	6-7	Bears, How Named	238
Graham, Corey	154	Players	44-169	Blown Leads since 1980	266
McBride, Trumaine	155	Adams, Anthony	44-45	Brian Piccolo Award	101
Okoro, Michael	151	Anderson, Mark	46	CBTV	407
Olsen, Greg	148	Archuleta, Adam	47-49	Chicago Bears Fight Song	2
Payne, Kevin	153	Ayanbadojo, Brendon	50-51	Come-From-Behind Wins since 1980	265
Wolfe, Garrett	150	Ayanbadojo, Obademi	52-53	Community Relations Contact Info	410
2007 NFL Preseason Schedule	415	Benson, Cedric	54-55	Contract Expiration	263
2007-08 NFL Calendar	414	Bernan, Bernard	56-57	Directions to Halas Hall	28
300-Yard Passing Games	275	Bradley, Mark	58	Divisional Challenge	384
All-Time Assistant Coaches	307	Briggs, Lance	59-61	Draft Picks, 2007	156
All-Time Bears Drafts	279-286	Brown, Alex	62-64	Ed Block Courage Award	34
All-Time Bears Jersey Numbers	287-294	Brown, Mike	65-67	Franchise Moves	387
All-Time Bears Roster	295-306	Brown, Ruben	68-69	Free Agent Signings Since 2001	264
All-Time First-Round Draft Picks	278	Clark, Desmond	70-72	Future Schedules of the NFC North	177
All-Time Results, Year-by-Year	336-381	Davis, Rashied	73-74	Future Super Bowl Sites	193
Angelo, Jerry, General Manager	8-9	Dvoracek, Dusty	75	Hall of Fame Partners	401
Annual Interception Leaders	267	Garay, Antonio	76	Head Coaches, Bears All-Time	45
Annual Kickoff Return Leaders	266	Garza, Roberto	77-78	Highest-Rated TV Programs	312
Annual Passing Leaders	261-262	Gilmore, John	79-80	Hotels, 2007 Bears Team	405
Annual Punt Return Leaders	265	Gould, Robbie	81-82	Injured Reserve since 2000	203
Annual Punting Leaders	268	Griese, Brian	83-87	Instant Replay, Rules of	114
Annual Receiving Leaders	263-264	Grossman, Rex	88-91	International Games	396
Annual Rushing Leaders	260	Harris, Chris	92-93	Kickoff Weekend Wins	26
Annual Sacks Leaders	268	Harris, Tommie	94-95	Longest Plays at Soldier Field	210
Annual Scoring Leaders	259	Hester, Devin	96-97	Longest Win/Lose Streaks vs. 1 Team	212
Attendance	258	Hillmeyer, Hunter	98-99	McCasky, Ed, Memorial Garden	403
Bears Care	412	Idonigie, Israel	100-101	NFC Central Standings, All-Time	395
Bears Hall of Famers	252-257	Joe, Leon	102	NFC North Standings, All-Time	259
Bears Historical Highlights	246-249	Kreutz, Olin	103-104	NFL by Division	18
Bears in the Pro Bowl	394-395	Mannely, Patrick	105-106	NFL Europe, Bears Allocations	157
Bears on Monday Night Football	392	Manning, Danica	107	NFL Walter Payton Man of the Year	51
Bears on Sunday Night Football	393	Manning, Jr., Ricky	108-110	Offseason Transactions, 2007	20-21
Bears on Thanksgiving Day	393	Maynard, Brad	111-112	Playoff Appearances	24
Bears Playoff Game Summaries	314-335	McKw, Jason	113-114	Playoff Payout	19
Bears Postseason Results	313	Metcalfe, Terrence	115	Plays, Bears Record	313
Bears Radio Play-by-Play	406	Miller, Fred	116-117	Practice Squad, All-Time	237
Bears Record in Overtime	396	Muhammad, Muhsin	118-121	Pro Football Hall of Famers, Franchise	359
Board of Directors	2	Ogunleye, Adewale	122-124	Prominence Guide	171
Career Leaders	241-244	Orton, Kyle	125-126	QB Rating Formula	277
Career NFL Stats of Active Bears	172	Peterson, Adrian	127-128	Quarterbacks, Rookie Performances	132
Chicago Bears Broadcasting	408	Reed, Tyler	129	Quarter-by-Quarter Scoring, 2006	27
Chicago Bears By the Decade	4-5	St. Clair, John	130	Rankings, Offense/Defense	78
ChicagoBears.com	407	Tait, John	131-132	Record by Home Stadium	342
Coaching Staff	10-12	Tillman, Charles	133-135	Record, Wrigley	341
Arthur, Jim	32	Urlacher, Brian	136-139	Renewing Acquaintances	163
Babich, Bob	14	Vasher, Nathan	140-142	Retired Numbers	288
Boras, Bob	19	Wesley, Dante	143-144	Rookie Starters	110
Burkus, Luke	20	Williams, Jamar	145	Rookie Starters, Opening Day	144
Byrd, Gill	21	Wilson, Rod	146	Roster, Additional Members of	306
Drake, Darryl	22	Players with Pro Experience	157-164	Rushing, Back-to-Back Seasons	260
Haley, Brick	23	Postseason Records, Individual	229-231	Sacks, by Defensive Line	23
Hamilton, Pep	24	Postseason Team Records-Defense	239-240	Shutouts	202
Hiestand, Harry	25	Postseason Team Records-Offense	232-238	Soldier Field, Awards Won	91
Jones, Rusty	32	Preseason Results, Year-by-Year	308-312	Staley da Bear	93
Lee, Lloyd	26	Quarterbacks Starting Records	276-277	Strike Games	135
London, Charles	27	Records-Team Defense	221-228	Tackle Leaders, Year-by-Year	142
Nickerson, Hardy	28	Records-Team Offense	213-220	Tackle Totals, Notable Bears 1st 3 Years	129
O'Dea, Kevin	29	Soldier Field	398-402	Tie Games	272
Smith, Lovin	10-13	History	399	Top Bears Victories/Defeats	303
Spencer, Tim	30	Parking & Seating Charts	402	Turnovers, Year-by-Year	106
Toub, Dave	17-18	Tribute and Honoring Tradition	400-401	Turnovers Forced	267
Turner, Ron	15-16	Staff Directory	3	Uniform, Evolution of the Bears	305
Wilks, Steven	31	Team-by-Team Series Records	382-390	Victories, Most by NFL Team	220
Community Relations	410-411	Team-by-Team Summary	390-391	Weather, Games Played in Cold	262
First-Year/Rookie Roster	171	Training Camp Information	404		



**GREAT  
TASTE...  
LESS  
FILLING**



## 2007 Schedule

### PRESEASON

Aug. 11	at Houston (Sat.)	7:00p	NBC5
Aug. 20	at Indianapolis (Mon.)	7:00p	ESPN
Aug. 25	SAN FRANCISCO (Sat.)	7:00p	NBC5
Aug. 30	CLEVELAND (Thurs.)	7:00p	NBC5

### REGULAR SEASON

Sept. 9	at San Diego	3:15p	FOX
Sept. 16	KANSAS CITY	3:15p	CBS
Sept. 23	DALLAS	7:15p	NBC
Sept. 30	at Detroit	Noon	FOX
Oct. 7	at Green Bay	7:15p	NBC
Oct. 14	MINNESOTA	Noon	FOX
Oct. 21	at Philadelphia	3:15p	FOX
Oct. 28	DETROIT	Noon	FOX
Nov. 4	Bye		
Nov. 11	at Oakland	3:15p	FOX
Nov. 18	at Seattle	7:15p*	NBC
Nov. 25	DENVER	Noon*	CBS
Dec. 2	N.Y. GIANTS	3:15p*	FOX
Dec. 6	at Washington (Thurs.)	7:15p	NFLN
Dec. 17	at Minnesota (Mon.)	7:30p	ESPN
Dec. 23	GREEN BAY	Noon*	FOX
Dec. 30	NEW ORLEANS	Noon*	FOX

Chicago time; HOME games (BLUE CAPS).

\* Game time subject to change

**For Tickets:** [ChicagoBears.com](http://ChicagoBears.com) or (847) 615-BEAR



10:30am



10:45pm

**Bears Radio Shows on 670 The Score**



7:00pm Monday



6:00pm Thursday

**All Bears games are broadcast live on**



**OFFICIAL BEER SPONSOR  
THE CHICAGO BEARS**

LIVE RESPONSIBLY

# 2007 NFL Schedule

## WEEK 10

Open Dates: Houston, N.Y. Jets,  
New England, Tampa Bay

### Sunday, November 11

Atlanta at Carolina ..... Noon  
Minnesota at Green Bay ..... Noon  
Denver at Kansas City ..... Noon  
Buffalo at Miami ..... Noon  
St. Louis at New Orleans ..... Noon  
Cleveland at Pittsburgh ..... Noon  
Jacksonville at Tennessee ..... Noon  
Philadelphia at Washington ..... Noon  
Cincinnati at Baltimore ..... 3:05p  
Detroit at Arizona ..... 3:15p  
Dallas at N.Y. Giants ..... 3:15p  
**Chicago at Oakland** ..... 3:15p  
Indianapolis at San Diego ..... 7:15p

### Monday, November 12

San Francisco at Seattle ..... 7:30p

## WEEK 13

### Thursday, November 29

Green Bay at Dallas ..... 7:15p

### Sunday, December 2

San Francisco at Carolina ..... Noon  
Jacksonville at Indianapolis ..... Noon  
San Diego at Kansas City ..... Noon  
N.Y. Jets at Miami ..... Noon  
Detroit at Minnesota ..... Noon  
Tampa Bay at New Orleans ..... Noon  
Seattle at Philadelphia ..... Noon  
Atlanta at St. Louis ..... Noon  
Houston at Tennessee ..... Noon  
Buffalo at Washington ..... Noon  
Cleveland at Arizona ..... 3:05p  
Denver at Oakland ..... 3:05p  
**N.Y. Giants at Chicago** ..... 3:15p  
Cincinnati at Pittsburgh \* ..... 7:15p

### Monday, December 3

New England at Baltimore ..... 7:30p

## WEEK 16

### Thursday, December 20

Pittsburgh at St. Louis ..... 7:15p

### Saturday, December 22

Dallas at Carolina ..... 7:15p

### Sunday, December 23

N.Y. Giants at Buffalo ..... Noon  
**Green Bay at Chicago** ..... Noon  
Cleveland at Cincinnati ..... Noon  
Kansas City at Detroit ..... Noon  
Houston at Indianapolis ..... Noon  
Oakland at Jacksonville ..... Noon  
Washington at Minnesota ..... Noon  
Miami at New England ..... Noon  
Philadelphia at New Orleans ..... Noon  
Atlanta at Arizona ..... 3:05p  
Baltimore at Seattle ..... 3:15p  
N.Y. Jets at Tennessee ..... 3:15p  
Tampa Bay at San Francisco \* 7:15p  
**Monday, December 24**  
Denver at San Diego ..... 7:00p

## WEEK 11

### Sunday, November 18

Tampa Bay at Atlanta ..... Noon  
Cleveland at Baltimore ..... Noon  
New England at Buffalo ..... Noon  
Arizona at Cincinnati ..... Noon  
Washington at Dallas ..... Noon  
Carolina at Green Bay ..... Noon  
New Orleans at Houston ..... Noon  
Kansas City at Indianapolis ..... Noon  
San Diego at Jacksonville ..... Noon  
Oakland at Minnesota ..... Noon  
Pittsburgh at N.Y. Jets ..... Noon  
Miami at Philadelphia ..... Noon  
N.Y. Giants at Detroit ..... 3:15p  
St. Louis at San Francisco ..... 3:15p  
**Chicago at Seattle** ..... 7:15p

### Monday, November 19

Tennessee at Denver ..... 7:30p

## WEEK 14

### Thursday, December 6

**Chicago at Washington** ..... 7:15p

### Sunday, December 9

Miami at Buffalo ..... Noon  
St. Louis at Cincinnati ..... Noon  
Dallas at Detroit ..... Noon  
Oakland at Green Bay ..... Noon  
Tampa Bay at Houston ..... Noon  
Carolina at Jacksonville ..... Noon  
Pittsburgh at New England ..... Noon  
N.Y. Giants at Philadelphia ..... Noon  
San Diego at Tennessee ..... Noon  
Minnesota at San Francisco ..... 3:05p  
Arizona at Seattle ..... 3:05p  
Kansas City at Denver ..... 3:15p  
Cleveland at N.Y. Jets ..... 3:15p  
Indianapolis at Baltimore \* ..... 7:15p

### Monday, December 10

New Orleans at Atlanta ..... 7:30p

## WEEK 17

### Saturday, December 29

New England at N.Y. Giants ..... 7:15p

### Sunday, December 30

Seattle at Atlanta ..... Noon  
Pittsburgh at Baltimore ..... Noon  
**New Orleans at Chicago** ..... Noon  
San Francisco at Cleveland ..... Noon  
Detroit at Green Bay ..... Noon  
Jacksonville at Houston ..... Noon  
Tennessee at Indianapolis ..... Noon  
Cincinnati at Miami ..... Noon  
Buffalo at Philadelphia ..... Noon  
Carolina at Tampa Bay ..... Noon  
Dallas at Washington ..... Noon  
St. Louis at Arizona ..... 3:15p  
Minnesota at Denver ..... 3:15p  
San Diego at Oakland ..... 3:15p  
Kansas City at N.Y. Jets \* ..... 7:15p

## WEEK 12

### Thursday, November 22

Green Bay at Detroit ..... 11:30a  
N.Y. Jets at Dallas ..... 3:15p  
Indianapolis at Atlanta ..... 7:15p

### Sunday, November 25

New Orleans at Carolina ..... Noon  
**Denver at Chicago** ..... Noon  
Tennessee at Cincinnati ..... Noon  
Houston at Cleveland ..... Noon  
Buffalo at Jacksonville ..... Noon  
Oakland at Kansas City ..... Noon  
Minnesota at San Diego ..... Noon  
Seattle at St. Louis ..... Noon  
Washington at Tampa Bay ..... Noon  
San Francisco at Arizona ..... 3:05p  
Baltimore at San Diego ..... 3:15p  
Philadelphia at New England \* 7:15p

### Monday, November 26

Miami at Pittsburgh ..... 7:30p

## WEEK 15

### Thursday, December 13

Denver at Houston ..... 7:15p

### Saturday, December 15

Cincinnati at San Francisco ..... 7:15p

### Sunday, December 16

Seattle at Carolina ..... Noon  
Buffalo at Cleveland ..... Noon  
Tennessee at Kansas City ..... Noon  
Baltimore at Miami ..... Noon  
N.Y. Jets at New England ..... Noon  
Arizona at New Orleans ..... Noon  
Jacksonville at Pittsburgh ..... Noon  
Green Bay at St. Louis ..... Noon  
Atlanta at Tampa Bay ..... Noon  
Indianapolis at Oakland ..... 3:05p  
Philadelphia at Dallas ..... 3:15p  
Detroit at San Diego ..... 3:15p  
Washington at N.Y. Giants \* ..... 7:15p

### Monday, December 17

**Chicago at Minnesota** ..... 7:30p

## POST-SEASON

### January 5-6, 2008

AFC-NFC Wild Card Playoffs

### January 12-13, 2008

AFC-NFC Divisional Playoffs

### January 20, 2008

AFC-NFC Championship Games

### Sunday, February 3, 2008

Super Bowl XLII - Glendale, AZ

### Sunday, February 10, 2008

AFC-NFC Pro Bowl - Honolulu, HI

\* - Sunday night games in Weeks 11-17 subject to change



# 2007 NFL Schedule

## WEEK 1

### Thursday, September 6

New Orleans at Indianapolis .....7:30p

### Sunday, September 9

Denver at Buffalo .....Noon

Pittsburgh at Cleveland .....Noon

Philadelphia at Green Bay .....Noon

Kansas City at Houston .....Noon

Tennessee at Jacksonville .....Noon

Atlanta at Minnesota .....Noon

New England at N.Y. Jets .....Noon

Carolina at St. Louis .....Noon

Miami at Washington .....Noon

Detroit at Oakland .....3:15p

**Chicago at San Diego .....3:15p**

Tampa Bay at Seattle .....3:15p

N.Y. Giants at Dallas .....7:15p

### Monday, September 10

Baltimore at Cincinnati .....6:00p

Arizona at San Francisco .....9:15p

## WEEK 4

**Open Dates:** Jacksonville, Tennessee,

New Orleans, Washington

### Sunday, September 30

Houston at Atlanta .....Noon

N.Y. Jets at Buffalo .....Noon

Baltimore at Cleveland .....Noon

St. Louis at Dallas .....Noon

**Chicago at Detroit .....Noon**

Oakland at Miami .....Noon

Green Bay at Minnesota .....Noon

Tampa Bay at Carolina .....3:05p

Seattle at San Francisco .....3:05p

Pittsburgh at Arizona .....3:15p

Denver at Indianapolis .....3:15p

Kansas City at San Diego .....3:15p

Philadelphia at N.Y. Giants .....7:15p

### Monday, October 1

New England at Cincinnati .....7:30p

## WEEK 7

**Open Dates:** Carolina, Cleveland,

Green Bay, San Diego

### Sunday, October 21

Baltimore at Buffalo .....Noon

Minnesota at Dallas .....Noon

Tampa Bay at Detroit .....Noon

Tennessee at Houston .....Noon

New England at Miami .....Noon

San Francisco at N.Y. Giants .....Noon

Atlanta at New Orleans .....Noon

Arizona at Washington .....Noon

N.Y. Jets at Cincinnati .....3:05p

Kansas City at Oakland .....3:05p

**Chicago at Philadelphia .....3:15p**

St. Louis at Seattle .....3:15p

Pittsburgh at Denver .....7:15p

### Monday, October 22

Indianapolis at Jacksonville .....7:30p

## WEEK 2

### Sunday, September 16

Houston at Carolina .....Noon

Cincinnati at Cleveland .....Noon

Atlanta at Jacksonville .....Noon

Green Bay at N.Y. Giants .....Noon

Buffalo at Pittsburgh .....Noon

San Francisco at St. Louis .....Noon

New Orleans at Tampa Bay .....Noon

Indianapolis at Tennessee .....Noon

Seattle at Arizona .....3:05p

Minnesota at Detroit .....3:05p

Dallas at Miami .....3:05p

N.Y. Jets at Baltimore .....3:15p

**Kansas City at Chicago .....3:15p**

Oakland at Denver .....3:15p

San Diego at New England .....7:15p

### Monday, September 17

Washington at Philadelphia .....7:30p

## WEEK 5

**Open Dates:** Minnesota, Cincinnati,

Oakland, Philadelphia

### Sunday, October 7

Miami at Houston .....Noon

Jacksonville at Kansas City .....Noon

Cleveland at New England .....Noon

Carolina at New Orleans .....Noon

N.Y. Jets at N.Y. Giants .....Noon

Seattle at Pittsburgh .....Noon

Arizona at St. Louis .....Noon

Atlanta at Tennessee .....Noon

Detroit at Washington .....Noon

Tampa Bay at Indianapolis .....3:05p

San Diego at Denver .....3:15p

Baltimore at San Francisco .....3:15p

**Chicago at Green Bay .....7:15p**

### Monday, October 8

Dallas at Buffalo .....7:30p

## WEEK 8

**Open Dates:** Arizona, Atlanta,

Baltimore, Dallas,

Kansas City, Seattle

### Sunday, October 28

Indianapolis at Carolina .....Noon

**Detroit at Chicago .....Noon**

Pittsburgh at Cincinnati .....Noon

N.Y. Giants vs. Miami (London) .....Noon

Philadelphia at Minnesota .....Noon

Cleveland at St. Louis .....Noon

Oakland at Tennessee .....Noon

Buffalo at N.Y. Jets .....3:05p

Houston at San Diego .....3:05p

Jacksonville at Tampa Bay .....3:05p

Washington at New England .....3:15p

New Orleans at San Francisco .....3:15p

### Monday, October 29

Green Bay at Denver .....7:30p

## WEEK 3

### Sunday, September 23

Arizona at Baltimore .....Noon

San Diego at Green Bay .....Noon

Indianapolis at Houston .....Noon

Minnesota at Kansas City .....Noon

Buffalo at New England .....Noon

Miami at N.Y. Jets .....Noon

Detroit at Philadelphia .....Noon

San Francisco at Pittsburgh .....Noon

St. Louis at Tampa Bay .....Noon

Jacksonville at Denver .....3:05p

Cleveland at Oakland .....3:05p

Cincinnati at Seattle .....3:05p

Carolina at Atlanta .....3:15p

N.Y. Giants at Washington .....3:15p

**Dallas at Chicago .....7:15p**

### Monday, September 24

Tennessee at New Orleans .....7:30p

## WEEK 6

**Open Dates:** Buffalo, Denver, Detroit,

Indianapolis, Pittsburgh,

San Francisco

### Sunday, October 14

St. Louis at Baltimore .....Noon

**Minnesota at Chicago .....Noon**

Miami at Cleveland .....Noon

Washington at Green Bay .....Noon

Houston at Jacksonville .....Noon

Cincinnati at Kansas City .....Noon

Philadelphia at N.Y. Jets .....Noon

Tennessee at Tampa Bay .....Noon

Carolina at Arizona .....3:05p

New England at Dallas .....3:15p

Oakland at San Diego .....3:15p

New Orleans at Seattle .....7:15p

### Monday, October 15

N.Y. Giants at Atlanta .....7:30p

## WEEK 9

**Open Dates:** Chicago, Miami,

N.Y. Giants, St. Louis

### Sunday, November 4

San Francisco at Atlanta .....Noon

Cincinnati at Buffalo .....Noon

Denver at Detroit .....Noon

Green Bay at Kansas City .....Noon

San Diego at Minnesota .....Noon

Jacksonville at New Orleans .....Noon

Washington at N.Y. Jets .....Noon

Arizona at Tampa Bay .....Noon

Carolina at Tennessee .....Noon

Seattle at Cleveland .....3:05p


New England at Indianapolis .....3:15p

Houston at Oakland .....3:15p

Dallas at Philadelphia .....7:15p

### Monday, November 5

Baltimore at Pittsburgh .....7:30p



## Stand up and cheer.

We proudly applaud the Chicago Bears on their NFC Championship season. Chase is proud to be the official bank of the Bears since 1934.

