



**CHICAGO BEARS**  
2004 Media Guide

*where is football town? five hours before gates open.*



# 2004 Chicago Bears

## Table of Contents

GSH

Table of Contents

<b>THE STAFF</b>	
Board of Directors	2
Staff Directory	3
Chicago Bears by the Decade	4-5
President & CEO Ted Phillips	6-7
General Manager Jerry Angelo	8-9
Coaching Staff	10-24
Lovie Smith	10-11
Ron Rivera	12
Terry Shea	13
Dave Toub	14
Bob Babich	15
Vance Bedford	16
Rob Boras	17
Charlie Coiner	18
Darryl Drake	19
Carl Dunbar	20
Harold Goodwin	20
Torrion Gray	21
Pete Hoener	21
Tim Spencer	22
Wade Wilson	23
Mike Bajakian	24
Lloyd Lee	24
Football Staff	25-26
Office Staff	27-32

<b>THE PLAYERS</b>	
Rabih Abdullah	34-35
Jerry Azumah	36-37
Marty Booker	38-41
Alfonso Boone	42-43
Lance Briggs	44
Alex Brown	45-46
Mike Brown	47-48
Ruben Brown	49-50
Desmond Clark	51-52
Marc Colombo	53
Paul Edinger	54-57
Steve Edwards	58
Jamir Elliott	59
Brock Forsey	60
Justin Gage	61
Mike Gandy	62
Aaron Gibson	63
John Gilmore	64
Bobby Gray	65
Mike Green	66-67
Rex Grossman	68-69
Michael Haynes	70
Hunter Hillenmeyer	71
Bryan Johnson	72-73
Todd Johnson	74
Thomas Jones	75-78
Michael Keithley	79
Bryan Knight	80
Olin Kreutz	81-82
Tron LaFavor	83
Dustin Lyman	84-85
Patrick Mannelly	86
Brad Maynard	87-89
Todd McCollum	90
R.W. McQuarters	91-93
Ahmad Merritt	94-95
Terrence Metcalf	96
Quint Mitchell	97
Joe Odum	98
Adrian Peterson	99-100
Jonathan Quinn	101-102
Bryan Robinson	103-104
Ian Scott	105
Joe Tafoya	106-107
John Tait	108-109
David Terrell	110-111
Anthony Thomas	112-115
Charles Tillman	116
Rex Tucker	117
Brian Urlacher	118-120
Bobby Wade	121
Josh Warner	122
Brock Williams	123

Cameron Worrell	124
Tommie Harris	126
Tank Johnson	127
Bernard Berrian	128
Nathan Vasher	129
Leon Joe	130
Claude Harriott	131
Craig Krenzal	132
Alfonso Marshall	133
Players with Pro Experience	134-141
Undrafted Free Agents	142-145
Veteran Roster	146-147
First-Year Roster	147
Career NFL Stats of Active Bears	148
How the 2004 Bears were Built	149
How the 2004 Bears got to the NFL	150

<b>2003 YEAR IN REVIEW</b>	
2003 Final Statistics	152-154
2003 Participation Chart	155
2003 Starting Lineups	156
2003 Preseason Statistics	157
2003 Game Summaries	158-165
2003 NFL Standings	166

<b>BEARS RECORDS</b>	
The Last Time	168-170
Individual Rookie Records	171
Individual Records	172-182
Opponent's Individual Records	183-184
Team Records-Offense	185-192
Team Records-Defense	193-200
Individual Postseason Records	201-204
Career Leaders	205-208

<b>HISTORY</b>	
Bears Historical Highlights	210-213
Historical Biographies	214-215
Bears Hall of Famers	216-221
Attendance	222
Annual Scoring Leaders	223
Annual Rushing Leaders	224
Annual Passing Leaders	225-226
Highest Quarterback Rating	226
Annual Receiving Leaders	227-228
Annual Punt Return Leaders	229
Annual Kickoff Return Leaders	230
Annual Interception Leaders	231
Annual Punting Leaders	232
Annual Sacks Leaders	232
100-Yard Rushing Games	233-235
100-Yard Receiving Games	236-238
300-Yard Passing Games	239
Quarterbacks Starting Records	240-241
All-Time First-Round Draft Picks	242
All-Time Bears Drafts	243-250
All-Time Bears Jersey Numbers	251-258
All-Time Bears Roster	259-269
All-Time Assistant Coaches	270
Preseason Results, Year-by-Year	271-275
Bears Postseason Results	276
Bears Playoff Game Summaries	277-294
All-Time Results, Year-by-Year	295-337
Team-by-Team Series Records	338-346
Team-by-Team Summary	347
Bears on Monday Night Football	348
Bears in the Pro Bowl	349-350
Bears Record in Overtime	350

<b>MISCELLANEOUS INFORMATION</b>	
Soldier Field	352-355
Training Camp Information	356
Media Information	357
Bears Radio Play-by-Play	358
Bears Radio Network	359
Chicago Bears Broadcasting	360
Community Relations	362-363
Bears Care	364-365
NFL Public Relations Directory	366
2004 NFL Calendar	366
2004 NFL Preseason Schedule	367
Media Guide Index	368


<b>INFORMATION BOXES</b>	
Chicago Bears Fight Song	2
Naming the Bears	4
Future Super Bowls	12
Playoff Payouts	14
Linebacker Sacks	15
Chicago Bears Fan Convention	16
Directions to Halas Hall	17
Defensive Line Sacks	18
Attendance Records	19
Bears Head Coaches Records	22
Bears of all Ages	23
Bears Free Agent Signings	25
All-Time Team Playoff Appearances	26
2004 Offseason Transactions	40-41
Bears Record on Artificial Turf	43
Brian Piccolo Award	46
Bears-Most Wins in NFL History	50
Division of the NFL	52
2003 Season Awards	57
Offensive Line Continuity	58
Defensive Points Allowed Leaders	67
Formula for Quarterback Rating	69
Halas Hall	73
Players Drafted in First Four Rounds	78
Bears December Draft Woes	82
NFL Walter Payton Man of the Year	85
2003 Quarter by Quarter Scoring	89
Undrafted Free Agents	92
Leading Tacklers, First Three Seasons	97
Rules of Instant Replay	100
Rookie Starters, Opening Day	107
Rookie Starters, During Season	109
Instant Replay's Players	111
Leading Tacklers Since 1975	115
Strike Games	115
Setting the Home-Field Advantage	122
2004 Bears Draft Picks	127
Top Universities	130
Familiar Opening-Day Foe	131
2004 Bears Schedule Note	133
NFC North Future Opponents	153
Shutouts	174
Edging Field Goals	175
Longest Plays at Soldier Field	184
State of the Bears	185
650th Franchise Victory	192
Air Miles	200
Longest Win/Lose Streak vs. Team	201
Kickoff Weekend Wins	204
Bears in the Rankings	213
Pro Football Hall of Famers by Franchise	221
NFC North Standings	223
Anthony Thomas Rushing	224
Cold-Weather Games	226
Contract Expiration	227
Bears In-Season Birthdays	228
Come-From-Behind Wins	229
Blown Leads	230
Thanksgiving Day Games	231
40 Rushes vs. 40 Passes	234
All Tied Up	236
Draft Ratings	250
Retired Numbers	252
Top Bears Victories/Defeats	267
The Uniform	269
Bears vs. Super Bowl Winners	270
International Games	275
NFL Europe	275
Highest Rated TV Programs Ever	276
All-Time Practice Squad	298
Wrigley Record	300-01
Divisional Challenge	340
Franchise Moves	343
Internet Access	353
Bears 2004 Road Headquarters	357
www.chicagobears.com	359

**BEARS HEADQUARTERS**  
Halas Hall  
1000 Football Drive  
Lake Forest, IL 60045  
847 / 295-6600  
www.chicagobears.com

The Chicago Bears 2004 Media Guide was produced by the Bears' Media Relations Department. Staff and player photos by Bill Smith and Joe Oliver. Cover design by John Conroy. Special thanks to Ed Kozak and Doug Colletti. Printed by Commercial Lithographers, Inc., Bensenville, Ill. (630/860-5444).

# 2004 Chicago Bears

## Board of Directors



**Michael McCaskey**  
Chairman of the Board



**Virginia McCaskey**  
Secretary




**Ted Phillips**  
President and CEO



**Ed McCaskey, Jr.**  
Member




**George McCaskey**  
Member



**Pat McCaskey**  
Member



**Andrew McKenna**  
Member



**Pat Ryan**  
Member

### CHICAGO BEARS FIGHT SONG

The Chicago Bears fight song, *Bear Down, Chicago Bears*, was introduced in 1941. Though Jerry Downs is listed as the composer, it actually is a pseudonym for Al Hoffman (who also wrote the words and music for the song *If I Knew You Were Coming, I'd Have Baked a Cake*).

Hoffman's words for the Bears' fight song:

*Bear down, Chicago Bears, make every play clear the way to victory;  
Bear down, Chicago Bears, put up a fight with a might so fearlessly.  
We'll never forget the way you thrilled the nation with your T-formation.  
Bear down, Chicago Bears, and let them know why you're wearing the crown.  
You're the pride and joy of Illinois, Chicago Bears, bear down.*

# 2004 Chicago Bears Staff Directory

GSH

Staff

## MANAGEMENT

President and CEO	Ted Phillips
General Manager	Jerry Angelo
Vice President	Tim McCaskey
Senior Director of Special Projects	Pat McCaskey
Senior Director of Business Development	Brian McCaskey
Bears Care President	Nancy McCaskey
Executive Administrative Assistants	Ann Quint, Dianne Shabat

## TICKETS

Senior Director of Ticket Operations	George McCaskey
Assistant Director	Kendra Lindborg
Customer Service Reps.	Bill Collingbourne, Krista Fortman, Jennifer Kuehn, Mike Vanderploeg

## ACCOUNTING

Senior Director of Finance & Treasurer	Karen Murphy
Controller	Jake Jones
Accounting Assistant	Lorelei Potts
Accounting Assistant	Marika Moore
Finance & Treasurer Assistant	Brit Bending

## ADMINISTRATION

Senior Director of Administration	John Bostrom
-----------------------------------	--------------

### Building Administration

Administration	Rich McCaskey
Administration	Clyde Emrich
Building Maintenance	Gil Lopez
Security	Rudy Komin
Security	Rich Slusser
Receptionist	Jennifer Walden

### Travel

Team Travel Coordinator/Admin. Assistant	Geoff Bunzol
--	--------------

### Stadium Operations

Stadium Liaison	Ann Carey
Stadium Operations	Bryan Pett

### Community Relations

Director	Caroline Guip
Manager	Jessica Kies
Community Relations Assistant	Kate Rackow
Bears Care Program Coordinator	Marge Hamm

## COACHING STAFF

Head Coach	Lovie Smith
Defensive Coordinator	Ron Rivera
Offensive Coordinator	Terry Shea
Special Teams Coordinator	Dave Toub
Linebackers	Bob Babich
Defensive Backs	Vance Bedford
Tight Ends	Rob Boras
Assistant Special Teams	Charlie Coiner
Wide Receivers	Darryl Drake
Defensive Line	Karl Dunbar
Assistant Offensive Line	Harold Goodwin
Assistant Defensive Backs	Torrian Gray
Offensive Line	Pete Hoemer
Running Backs	Tim Spencer
Quarterbacks	Wade Wilson
Offensive Quality Control	Mike Bajakian
Defensive Quality Control	Lloyd Lee
Assistant to the Head Coach	Susie Schmidt
Assistant to Offense and Special Teams	Beverly Bartley

## COMPUTERS

Director of Football Systems Technology	Brian Wright
Information Systems Manager	Karl Pierburg
Network/Systems Specialist	Brent Johnson

## FOOTBALL OPERATIONS

Strength Coach	Russ Riederer
Strength & Conditioning Consultant	Eugene Thomas
Strength & Conditioning Assistant	Mike Berezowski
Head Athletic Trainer	Tim Bream
Assistant Athletic Trainer	Chris Hanks
Assistant Athletic Trainer	Reggie Barnes
Director of Rehabilitation	Bobby Slater
Equipment Manager	Tony Medlin
Assistant Equipment Managers	Carl Piekarski, Kenico Hines
Head Groundskeeper	Ken Mrock
Assistant Head Groundskeeper	John Berta
Groundskeeper Assistant	Joe Krajinak
Director of Player Development	Bobbie Howard
Director of Video Services	Dean Pope
Assistant Video Director	Dave Hendrickson
College Video Coordinator	Dan Tuohy
Consulting Orthopaedists	Mark Bowen, Gordon Nuber
Consulting Internists	Michael Ankin, Howard Katz, Jerry Osher

## PLAYER PERSONNEL

Director of College Scouting	Greg Gabriel
Director of Pro Personnel	Bobby DePaul
Assistant Director of Pro Personnel	Morocco Brown
Assistant Pro Scout	Kevin Turks
Director of Player Contracts & Legal Affairs	Cliff Stein
Area Scouts	Marty Barrett, Chris Ballard, Rex Hogan, Pat Roberts, Jeff Shiver, Ted Monago
Football Operations Assistant	Jeremy Snyder
Assistant to the General Manager	Robyn Wilkey

## CORPORATE SALES & MARKETING

Senior Dir. of Corporate Sales & Marketing	Dave Greeley
Marketing Operations Assistant	Katie Nagle
<b>Corporate Sales &amp; Services</b>	
Manager of Corporate Sales	Dave Eck
Corporate Sales Manager	Dana Dressler
Corporate Sales Manager	Bill Hawker
Corporate Sales Manager	Ryan Huzjak
Client Services Manager	Stacy Larsen
Client Services Coordinator	Rebecca Coffey
<b>Stadium Sales &amp; Services</b>	
Director	Jeff Morander
Manager of Stadium Sales & Services	Adam Kellner
Fan Services Manager	Bob Laskowski
Suite Sales & Services Manager	Allison Gay
Assistant	Matt Williams

## CORPORATE COMMUNICATIONS

Senior Director of Corporate Communications	Scott Hagel
<b>Broadcasting</b>	
Director	Greg Miller
Coordinating Producer	Jim Padgitt
Videographer/Producer	Kevin Foy
Associate Producer	Rommel Paraiso
<b>Creative Services &amp; Internet</b>	
Director	John Conroy
Senior Web Writer	Larry Mayer
<b>Events &amp; Advertising</b>	
Director	Julie Taft
Events & Advertising Manager	Mike White
Events & Advertising Coordinator	Mandy Sowa
Mascot Assistant	Paul Pierson
<b>Media Relations</b>	
Media Services Manager	Jim Christman
Media Information Manager	Roger Hacker
Media Relations Assistant	Sharon Lehner
Media Relations Assistant	Brian Hardin

## BUSINESS DEVELOPMENT

Business Development Assistant	Dan Yuska
--------------------------------	-----------

One of the world's most storied professional sports franchises, the Chicago Bears were established in 1920 as George Halas founded professional football with representatives from 11 other clubs in Canton, Ohio. Halas was not only the team's founder but served as head coach for 40 years, and was active with the Bears until his death in 1983. The franchise has won nine world championships, six of those coming between 1932-46, and in 1997 became the first club in NFL annals to notch its 600th victory. The team has participated in the playoffs 23 times, and sent 26 players, one coach, and one general manager to the Pro Football Hall of Fame, the most of any team.

A native Chicagoan, Halas was a three-sport letterman at the University of Illinois. He joined the Navy after graduation before playing right field for the New York Yankees. A hip injury ended his baseball career and Halas moved to Decatur to work for a corn products firm owned by A.E. Staley, who sponsored a semi-pro baseball team and later commissioned Halas to organize an independent football team. One year later, Staley gave Halas the club and Halas made Dutch Sternaman his partner. Halas was a player-coach from 1920-29 and was named to the NFL all-pro squad of the 1920s. He holds three NFL coaching records and four Bears coaching records. Halas' 324 coaching victories was broken in 1994 by Don Shula of the Miami Dolphins. Halas led the Bears to six world championships – his first and last separated by 42 years (1921 and 1963). (See page 204 for more on George S. Halas.)

**1920s:** George Halas founded pro football and the Decatur Staleys in 1920 and set membership at \$100 per club. The Staleys posted a 10-1-2 record in that inaugural season as each player earned \$1,900 for the season. The Bears won their first title the next season (1921) with a 9-1-1 mark and went on to post winning records in all but one season in the entire decade (1929: 4-9-2). The first major signing took place in 1925 when the Bears signed Red Grange to a contract. Halas then took Grange and the Bears on a coast-to-coast barnstorming tour in which the club played 16 games in nine weeks. The first game of that stretch was played before 36,000 at the team's home site, Wrigley Field.

**1930s:** Halas left the coaching ranks in 1930 and Ralph Jones led the club to a 24-10-7 record from 1930-32. The Bears won the 1932 championship before 11,198 fans at Chicago Stadium. The franchise lost \$18,000 that season and Sternaman sold his half of the club to Halas. The 1933 season marked Halas' return to coaching and the beginning of the "modern" National Football League. The Bears beat the Giants 23-21 in the NFL's first championship game that year. The Bears advanced to the NFL title game twice more in the 30's, but fell to the Giants in 1934 and the Redskins in 1937.

**1940s:** The decade began with another NFL title as the Bears buried the Washington Redskins, 73-0, as ten different players scored while Chicago unveiled the T-formation. Halas left for war duties in the middle of the 1942 season. The team continued winning, but lost the title game in Washington, 14-6. Luke Johnsos and Hunk Anderson co-coached the wartime Bears the next three seasons. In 1943, the Bears beat Washington 41-21 at Wrigley Field in the NFL title game. Halas returned in 1946 and the Bears won the title again – defeating the Giants, 24-14, before a NFL-record crowd of 58,346 in the Polo Grounds.

**1950s:** The Bears began the decade with a title run, but lost to the Rams in the 1950 Western Division title game, 24-14. Paddy Driscoll replaced Halas as coach in 1956 and the Bears lost to the Giants in the NFL Championship game at Yankee Stadium. Halas returned for his final stint as head coach in 1958.

**1960s:** The Bears won their final title under Halas in 1963, beating the NY Giants, 14-10, at Wrigley Field. A new era was signaled in 1965 when the club drafted Dick Butkus and Gale Sayers in the first round of the college draft. Sayers set a NFL record with 22 TDs as a rookie, including six in a single game against the 49ers. Prior to the 1968 season, Halas retired from coaching after 40 seasons and a 324-151-31 record.

## NAMING THE BEARS

George Halas originally named the team the Decatur Staleys after A.E. Staley, a starch manufacturer and enthusiastic sports fan who sponsored a semi-pro team and commissioned Halas to organize the new squad.

One year later, trying to match the profitability of Chicago's baseball games, Staley asked Halas if he would take the team off Staley's hands and move it to Chicago for \$5,000, while keeping the name Staleys for another year. With the help of legendary baseball pioneer Bill Veeck and William Wrigley, Halas soon acquired a lease to play at Wrigley Field.

When Halas' obligation to Staley terminated in 1922, he considered re-naming the team the Chicago Cubs out of respect for Veeck and Wrigley who, according to Halas in his biography, "had been such a great help."

But, as Halas continued, "I noted football players are much bigger players than baseball players, so if baseball players are cubs, then football players must be bears!"

On January 28, 1922, the franchise was re-named the Chicago Bears.

The team colors have always been blue and orange after those of Halas' alma mater, the University of Illinois. Halas lettered in football, basketball, and baseball for the Fighting Illini, and is honored as one of U of I's most distinguished alumni in the Illini Union in Champaign-Urbana.

# 2004 Chicago Bears

## By the Decade

GSH

By the Decade

Ed McCaskey was named team's vice-president and treasurer in 1967, a position he held for 17 years before being named Chairman of the Board in 1983 and eventually Chairman Emeritus in 1999. Ed spearheaded the club's civic activities for many years and attends NFL meetings. Among his many civic contributions on behalf of the Bears was guiding the Brian Piccolo Fund from its inception in 1970 to 1987, raising millions of dollars for cancer research.

**1970s:** The Bears played their final season in Wrigley Field in 1970 before moving to Soldier Field. In the same year, Halas was elected president of the NFC as the NFL and AFL merged. In 1974, Jim Finks joined the Bears as General Manager. Finks named Jack Pardee, the first non-Bear in such a position, as head coach replacing Abe Gibrone. In 1975, the Bears moved their training camp to Lake Forest after spending 31 years in Rensselaer, Indiana; and Walter Payton was the club's first-round draft choice. After a 14-year hiatus the Bears returned to the playoffs in 1977, winning their final six games to finish 9-5. The Bears again made the playoffs in 1979 under head coach Neill Armstrong. Chicago lost in the opening round in both 1977 and 1979. The organization suffered a major loss at end of the decade when team president George "Mugs" Halas, Jr. died at 54. Mugs joined the Bears front office in 1950, was named treasurer in 1953, and became president of the club in 1963. (See page 205 for more on "Mugs" Halas.)

**1980s:** Armstrong's tenure ended in 1982 and he was replaced by Dallas Cowboys' assistant Mike Ditka, a Bears tight end from 1961-66. In 1983, Jim Finks resigned and George Halas died at age 88. Michael McCaskey, the oldest son of Ed and Virginia McCaskey and the grandson of George Halas, became the third president in club history.

McCaskey was a business school professor and operated a consulting company in Boston before joining the Bears. In his 15 seasons as club president, the Bears posted nine winning seasons, made three trips to the NFC title game and won Super Bowl XX. McCaskey has served stints on the Finance, Long Range Planning, Stadium, and NFL Properties Executive committees during his tenure.

The Bears returned to the NFL elite in 1984. They advanced to the NFC Championship game (losing to San Francisco) and Walter Payton broke Jim Brown's all-time NFL rushing record. The loss in the '84 title game set the stage for the 1985 season in which the Bears posted shutouts in both playoff games before ripping the Patriots, 46-10, in Super Bowl XX. The Bears won the NFC Central division each of the next three seasons, but could never get past the NFC title game. Payton's jersey was retired following the '87 season.

**1990s:** The Bears made playoff appearances in 1990 and 1991. The 1992 season was marked by the retirement of Mike Singletary, the end of the Mike Ditka era and Kevin Butler becoming the club's all-time scoring leader. Dave Wannstedt was named the 11th coach in team history in 1993 and led the Bears to back-to-back winning seasons in 1994 and 1995. The uniform numbers of Dick Butkus (51) and Gale Sayers (40) were retired in 1994. The team moved into its new headquarters, Halas Hall at Conway Park, on March 3, 1997. The Bears became the first franchise in NFL history to win 600 games; number 600 was a 13-7 win over Tampa Bay at Soldier Field (11-23-97). On August 1, 1998, Mike Singletary became the 25th Bear inducted into the NFL Hall-of-Fame, the most of any franchise. Dick Jauron became the 12th head coach in Bears history on January 24, 1999. Two weeks later the Bears reshuffled the front office by naming Ted Phillips President and CEO, Michael McCaskey Chairman of the Board, and Ed McCaskey Chairman Emeritus. Chicago mourned the passing of legendary running back Walter Payton on November 1, 1999 as he lost his battle with a rare liver disease. The Bears named their indoor practice facility the "Walter Payton Center" in his honor the following spring.

**2000s:** The Bears won the NFC Central in 2001, the final year of the division, and also accomplished one of their greatest off-field achievements with the approval of the lakefront improvement plan which ended the Bears 44-year stadium effort on Jan. 5, 2001, with a new stadium set to open in 2003 built within the historic colonnades at Soldier Field. Demolition of the old Soldier Field began following a play-off loss to Philadelphia on Jan. 19, 2002. With expansion of the League to 32 teams in 2002 with the addition of the Houston Texans, the AFC and NFC each aligned to four divisions of four teams with Tampa Bay moving into the newly created NFC South leaving traditional rivals Chicago, Green Bay, Detroit and Minnesota in the NFC North. 2002 also marked a year of change as the Bears moved their training camp home from Platteville, Wis., which had hosted the summer training camp for 18 years, to Olivet Nazarene University in Bourbonnais, just 60 miles south of Chicago. The Bears also played all of their home games during the 2002 season at Memorial Stadium in Champaign while the new stadium at Soldier Field was being constructed. Defensive end/tackle Dan Hampton was the 26th Bear to be inducted into the Pro Football Hall of Fame on Aug. 3, 2002. The Bears made their debut in the new Soldier Field on Sept. 29, 2003, dropping a 38-23 decision to the Green Bay Packers. Later that same season (10/26/03), Chicago defeated the Detroit Lions 24-16 to become the first team in the NFL to win 650 games. Following the 2003 season, Dick Jauron's coaching tenure ended after five seasons and a 35-46 record. Lovie Smith became the 13th head coach in team history on Jan. 15, 2004.



**TED PHILLIPS**  
President and CEO



Upon taking the reins of one of the historic teams in professional sports, Bears President and CEO Ted Phillips set a course for the Bears to rejoin the NFL's elite. His plan revolves around creating the best fan experience possible and bringing a 10th championship to the league's premier franchise. In five years, Phillips has reorganized the team's football and business operations along with bringing one of the nation's top football stadiums to Chicago. With the foundation now in place, Bears fans have reasons to be excited.

Chicago waited over 40 years for a stadium built for football. Phillips envisioned a venue with the amenities and atmosphere the NFL's best fans craved. Tradition would not be sacrificed. The stadium would continue to be open-air to ensure Bear Weather remained a home field advantage. It would stay on the lakefront where over 30 years of Bears legends have left their mark on Chicago. And it would continue to be called Soldier Field. In 2003, the vision became a reality as the doors to the new Soldier Field opened for the next era of Bears football and it proved to be a winner. The team finished with a 6-2 record in their new home, The New York Times selected the project as one of the nation's best architectural buildings/plans in 2003 and Midwest Construction picked it as the "Overall Project of the Year."

Bears team founder George Halas began the search for a new stadium and Phillips ended the hunt, playing a lead role in the City of Chicago's Lakefront Redevelopment Plan, featuring 17 acres of new parkland, an underground parking structure and a new stadium within the historic confines of Soldier Field. Phillips helped negotiate a public/private partnership winning approval from the State and City in November of 2000 and March of 2001. Demolition started immediately following the team's final game in January of 2002, beginning an aggressive 20-month construction schedule. In order to ensure the great traditions of Chicago football continued at the new stadium, the final product includes tailgating areas, retaining the historic south wall, renewed public access to the colonnades and plenty of surrounding parkland for enhanced pre- and postgame activities.

Phillips' mark on the Bears organization extends far beyond the new stadium. He has revived the team's proud tradition and orchestrated a team structure to deliver success on and off the field. His highlights include hiring the team's first general manager in over 14 years, reorganizing the club's business operations, returning the Bears training camp to Illinois and presiding over Chicago's first division championship (2001) in over a decade.

During the 2001 offseason, Phillips hired Jerry Angelo, the Bears' first general manager since Jerry Vainisi's departure after the 1986 season, giving new direction to the Bears football operations. He went on to extend Angelo's contract following the 2003 season, creating continuity and stability across the front office, which was critically important with the arrival of new head coach Lovie Smith and his staff. Phillips' decision to retain Angelo gives the team a veteran talent evaluator with 23 years of NFL experience including 17 within the NFC North Division (includes 15 years in former NFC Central Division).

In 2002, the Bears returned their training camp to Illinois for the first time since 1983, moving to Olivet Nazarene University in Bourbonnais. The move fit into Phillips' goals of making Bears football more accessible to those who have supported the organization for decades. Fans responded favorably, turning out in record numbers over the three-week training period with some practice crowds exceeding 10,000 in attendance.

Phillips expanded the team's business operations to help increase revenues, while delivering better service, more creativity and added value to local and national business partners. He also continues to emphasize the importance of fan relations and customer service, working to improve the team's website, enhancing the Bears' game day experience and expanding the club's special events and community relations efforts. In February of 2005, Phillips will recognize other community builders as the chairman of the 11th Annual Chicago Development Awards, established to celebrate Chicago's neighborhoods, the best community development projects and the for-profit organizations behind them. Phillips' other community activities include serving on the board of directors for Children's Memorial Hospital and the Chicagoland Chamber of Commerce.



# 2004 Chicago Bears President & CEO

GSH

Ted Phillips

A key member of the Bears front office since 1983, Phillips was named President and Chief Executive Officer on February 10, 1999. He is the fourth person to serve as president in the organization's storied 85-year history following Michael McCaskey, George "Mugs" Halas, Jr., and George S. Halas.

Phillips served as the Bears' vice president of operations for six seasons starting in 1993. His primary duties included negotiating player contracts and serving as the Bears' salary capologist, as well as handling league-related marketing, financial and legal issues. He was also responsible for overseeing all departments within the organization, other than coaching and player personnel, and served as the club's chief financial officer. Phillips also has been the Bears' main liaison with the NFL office and the NFL Management Council.

Before becoming vice president of operations, Phillips served as the director of finance from 1987 to 1993, handling all player contract negotiations and overseeing the club's business operations. Phillips joined the Bears staff on September 28, 1983, as the team's controller, a position he held for four years.

Prior to joining the Bears, Phillips was employed as an auditor and tax accountant with the international accounting firm of Ernst & Whinney (now Ernst & Young), from 1979-83. He graduated from the University of Notre Dame in 1979 with a degree in business and accounting. Phillips earned a master of marketing and management degree from the Kellogg Graduate School at Northwestern University in 1989.

Phillips was born June 27, 1957, in Oneida, N.Y., and grew up in Nashua, N.H. He and his wife, Katie, have three sons: Matthew (9), Max (7) and Frank (5).





### JERRY ANGELO

General Manager



Since joining Chicago prior to the 2001 season, general manager Jerry Angelo has brought a clear vision to Bears football. Rewarding core players, building through the draft and managing the salary cap are the cornerstones of Angelo's direction. His plan has created stability in Chicago and generated hope as the Bears continue to build upon a strong nucleus of young talent.

Continuity in the Bears football operations was solidified in the 2004 offseason when Angelo hired Lovie Smith to be the 13th head coach in Chicago Bears history. Angelo and Smith spent five-years (1996-2000) together in Tampa Bay, helping build a team that went on to capture a championship in 2002.

Angelo's mantra for the past three years has been "reward your own" and he has followed through by taking a proactive approach with the team's key players. Eight current starters, including Pro Bowlers Brian Urlacher, Marty Booker, Olin Kreutz and Jerry Azumah (Rex Tucker, Bryan Robinson, R.W. McQuarters and Mike Brown), have received contract extensions since Angelo's arrival and over 70 percent of the Bears 2004 roster is signed through the next two seasons.

Managing the salary cap is a key element to maintaining a team's continuity and adding talent through free agency. Angelo and his staff have excelled in this area allowing the Bears to attract key additions through the free agent market. Chicago made a big splash in the 2004 offseason by landing offensive tackle John Tait, running back Thomas Jones, quarterback Jonathan Quinn and guard Ruben Brown to bolster the team's offense. In 2003, Angelo brought in tight end Desmond Clark. Free agency has not been the only means used to add talent under Angelo. A late-March trade with Washington in 2004 added fullback Bryan Johnson to the roster. Angelo's personnel department has also tapped the waiver wire (Qasim Mitchell) and opponent's practice squads (Steve Edwards) for key contributors.

The draft has been the primary means to bringing new talent to the football team. Angelo and his staff targeted defense in the 2004 draft, grabbing six defensive prospects in eight selections, including top pick Tommie Harris. During the 2003 offseason, Angelo orchestrated the League's most significant draft trade sending the fourth overall pick to the New York Jets in exchange for two first round selections (Michael Haynes and Rex Grossman). By the end of the draft weekend, Chicago had selected 12 players, the most of any team in the NFL. At season's end, the 2003 Bears draft class accounted for 35 starts and was viewed by many as the League's best.

In his first season leading the Bears football staff, Angelo helped guide the team to its first division title in 11 years. He was handed the reins of the Chicago Bears football operations on June 12, 2001 as the team's first general manager since 1986 (Jerry Vainisi). Angelo has 35 years of football experience, including 20 as a NFL scout and 17 in the NFC North Division (includes 15 years in former NFC Central Division). He oversees the Bears entire football staff including football operations, personnel and coaching along with all decisions regarding the draft, free agency, trades and the salary cap.

Angelo accepted his current post after spending 14 years overseeing Tampa Bay's scouting department as the Buccaneers' Director of Player Personnel. In Tampa, Angelo helped turn a team that averaged under five wins a season in its first 21 years of existence into a perennial playoff contender, as the Buccaneers averaged almost 10 wins over his last four years with three playoff berths and one NFC Championship appearance (1999). The Youngstown, Ohio, native was a key member in carrying out the philosophy of Tampa's rebuilding process. He contributed to drafting Pro Bowlers Tony Mayberry (1990), John Lynch (1993), Trent Dilfer (1994), Warren Sapp (1995), Derrick Brooks (1995), Mike Alstott (1996), Donnie Abraham (1996), Warrick Dunn (1997) and Martin Gramatica (1999). He also was a pivotal player in recruiting free agents Hardy Nickerson (1993), Jeff Christy (2000) and Randall McDaniel (2000), all of whom made trips to Hawaii donning a Bucs uniform. Overall, Angelo had a hand in Tampa's 32 Pro Bowl appearances by 14 different players from 1989 to 2000.

Prior to joining Tampa Bay in 1987, Angelo spent five seasons (1982-86) as a regional scout for the New York Giants, including their Super Bowl XXI campaign. He spent 1981 in the Canadian Football League as the Calgary Stampeders linebackers coach. Angelo broke into the NFL as a scout for the

Dallas Cowboys in 1980. After playing defensive tackle for three years (1968-70) at Miami of Ohio for coaches Bo Schembechler and Bill Mallory, Angelo graduated with a bachelor's degree in social sciences and a master's in secondary administration while working as a graduate assistant at the university in 1971. He went on to coach eight more years in the collegiate ranks beginning at Colorado State as a part-time defensive line coach (1972) and ending with a five-year stint as the D-line coach at Syracuse (1975-79). In 1973 and 1974, he served as the defensive line coach and recruiting coordinator for the University of Tampa before the Spartans cut the football program.

Jerry and his wife, Bernie, have two daughters, Leisa, who is married to Brad Rice, and Sutton.

**Playing and Coaching History-** 1968-70: Miami (Ohio) University, Defensive Tackle; 1971: Miami (Ohio) University, Graduate Assistant; 1972: Colorado State University, Part-time Defensive Line Coach; 1973-74: University of Tampa, Defensive Line Coach/Recruiting Coordinator; 1975-79: Syracuse University, Defensive Line Coach; 1980-81: Dallas Cowboys, Scout; 1981: Calgary Stampeders, Linebackers Coach; 1982-86: New York Giants, Regional Scout; 1987-2000: Tampa Bay Buccaneers, Director of Player Personnel; 2001-present: Chicago Bears, General Manager



Bears general manager Jerry Angelo and 2004 first-round draft pick Tommie Harris.



**Lovie Smith**  
Head Coach (1st Season)



Named the 13th head coach in Chicago Bears history on January 15, 2004, Lovie Smith brings a wealth of experience and aggressive styles of play to all facets of the game - offense, defense, and special teams - with the collective goal of building a championship football team. Smith comes to the Bears from St. Louis where he engineered a dramatic turnaround as the defensive coordinator of the Rams over the last three seasons. Known for his acumen in teaching and motivating young talent, Smith took on the added responsibility of Assistant Head Coach with the Rams prior to the 2003 season. In taking over the reins in Chicago, Smith will once again be charged with molding a roster of young and talented athletes into a cohesive and productive unit - this time on both sides of the ball.

In Smith's first season as an NFL defensive coordinator with St. Louis in 2001, Smith helped the Rams return to the Super Bowl after missing the playoffs the previous season as the Smith-led defense registered an improvement of allowing 12 fewer points and 68 fewer total yards per game than the previous year. Smith has coached on playoff teams in four of the last five campaigns and in five of his eight NFL seasons overall. The native Texan was sought out to take over the Rams defense after five seasons as a highly respected assistant with the Tampa Bay Buccaneers, coaching linebackers under Tony Dungy from 1996-2000. Those five seasons in the NFC Central provide Smith with an intricate knowledge of the Bears and their current NFC North division rivals. In eight years of NFL coaching, he has faced Chicago 12 times, including once in each of the last two years with the Rams. Smith began his college coaching career in 1983 at Tulsa, his alma mater, and made five more collegiate stops before moving onto the NFL.

Known for his attacking style on defense, Smith orchestrated one of the NFL's most productive units in recent memory as the Rams were among the League leaders in takeaways, defensive touchdowns, and sacks in 2003. With 40 takeaways (21 interceptions and 19 fumble recoveries) in the last 13 games of the season, St. Louis led the NFL with 46 takeaways while tying for fourth with 24 interceptions and leading the NFL with 22 fumble recoveries (five more than Baltimore's 17). The '03 takeaway total for the Rams is tied with the 1999 Eagles for the second-highest single-season total in the NFL since 1993 (2000 Ravens, 49; 1993 Bills, 47). In addition to being proficient at forcing turnovers, St. Louis ranked fourth in the NFL by scoring five defensive touchdowns in '03. The Rams also posted the fourth-most sacks in the NFL in '03 with 42, including 30 in the final seven games. The St. Louis defense was particularly tough in late-down situations, allowing the seventh-fewest first downs in the NFL while holding their opponents to the 10th-lowest third-down percentage in the League.

Smith molded a young defensive group into one of the NFL's most aggressive units, ranking among the League leaders in takeaways and sacks during his three years in St. Louis. From 2001-03, the Rams ranked third in the NFL with 106 takeaways and 49 fumble recoveries, tied for sixth with 125 sacks, and tied for eighth with 57 interceptions. Smith helped steward St. Louis to shutouts in both 2001 and 2003, the first white-washings by the Rams organization since 1994. The efforts of Smith's defense were rarely lost in the outcome of St. Louis games during his tenure as the team's 33 wins ranked as the third-most in the NFL during that time (33; GB, 34; PHI, 35).

Smith guided St. Louis to a defensive resurgence upon taking over in 2001. Inheriting a defense coming off a season in which it ranked 23rd in the NFL in total defense while allowing over 29 points per

#### Lovie Smith - Head Coach

Born May 8, 1958, Gladewater, Texas

#### Coaching Experience

**Pro coach:** Chicago Bears (head coach) 2004-present; St. Louis Rams (assistant head coach/defensive coordinator) 2003; St. Louis Rams (defensive coordinator) 2001-02; Tampa Bay Buccaneers (linebackers) 1996-2000. **College coach:** Ohio State (defensive backs) 1995; Tennessee (defensive backs) 1993-94; Kentucky (linebackers) 1992; Arizona State (linebackers) 1988-1991; Wisconsin (linebackers) 1987; Tulsa (linebackers) 1983-86.

#### Playing Experience

Linebacker, Tulsa, 1976; Strong Safety, 1977-79  
No pro playing experience

# 2004 Chicago Bears

## Head Coach

**GSH**

Lovie Smith

game, Smith improved the unit to third in the NFL in total defense (279.4 ypg) while permitting only 17.0 points per game. In addition to leading the NFC in total defense in '01 after ranking 10th the previous year, the Rams led the conference in fewest first downs allowed (16 pg), fewest rushing first downs allowed (4.8 pg), fewest first-down yards allowed (116.8 pg), fewest first-down plays against (29.5 pg), and fewest first-down yards per play allowed (4.5 pp). Specifically, the St. Louis defense made one-year leaps to third from 13th in the NFL in run defense and to 10th from 27th in the NFL in pass defense while improving to a conference-high 14 wins from 10 in 2000. Other highlights for the Rams defense in 2001 were ranking second in first downs allowed and seventh in points allowed per game while recording five defensive touchdowns. Smith and the Rams accomplished all this with seven new defensive starters in 2001, including two rookies.

In 2002, the Rams defense finished tied for fourth in the NFC and tied for fifth in the NFL in fewest touchdowns allowed with 30. The unit was stingy on third down as well, ranking sixth in the NFC and eighth in the NFL in third down conversions allowed (36.0%, 71-of-197). During three straight games that November, St. Louis' defense yielded a mere 418 passing yards, the lowest three-game total by the franchise since 1988. Smith's unit also contributed to a five-game winning streak that season by allowing just one offensive touchdown per game, the longest such streak for the team since 1999.

Preceding his success in St. Louis, Smith contributed to the revival of Tampa Bay's defense as the Buccaneers linebacker coach from 1996-2000. Tampa's defense hadn't ranked above 20th in the NFL in the four seasons prior to Smith's arrival under head coach Tony Dungy and defensive coordinator Monte Kiffin, but had ranks of 11th in '96, third in '97, second in '98, third in '99, and ninth in '00. During the five seasons with Smith on the Bucs staff, the team allowed less than 300 points each year while permitting an average of 16.9 points and 258.8 yards per game. Tampa Bay posted only two defensive touchdowns in Smith's first three years, but improved with two in '99 and a franchise-record six in 2000.

Smith's tutelage has consistently brought out the best in his players. As linebackers coach at Tampa Bay, Smith helped Derrick Brooks develop into one of the NFL's best linebackers. Brooks had a pedestrian 79 tackles as a rookie in 1995 before Smith joined the staff for the 1996 campaign. That season Brooks went over 100 tackles and was named to the Pro Bowl for the first time in his career, a pair of streaks that were extended to eight consecutive in 2003. Also in '96, Smith guided Hardy Nickerson to his second career Pro Bowl appearance after not being named the two previous seasons. Brooks and Nickerson combined to be named to eight Pro Bowls under Smith.

Individual success has continued for players under Smith since he began overseeing the defensive operations for St. Louis in 2001. Defensive end Leonard Little received his first career Pro Bowl berth in '03 after his third consecutive season with at least 12 sacks. In Smith's first year with the Rams, Little led the team with a career-high 14.5 sacks in only 13 games played while playing primarily on passing downs. Little had only one-half sack in his first three NFL seasons, but with 12 in '02 and 12.5 in '03 he now ranks third in the NFL behind Michael Strahan and Simeon Rice with 39 sacks over the last three years. The other starting defensive end during Smith's three years in St. Louis was Grant Wistrom, the owner of 41.5 sacks in six NFL seasons. Wistrom ranked second on the Rams in sacks each of the last three years with three of his four career multi-sack games coming under the direction of Smith. With a career-high five sacks in '03, safety Adam Archuleta set the St. Louis Rams sack record for defensive backs. Little and Aeneas Williams were named to the Pro Bowl under Smith's guidance in 2003 while Williams also did so in '01. Williams and Wistrom were first-team All-Pro selections in 2001 while Archuleta and Tommy Polley earned All-Rookie status that season. Additionally, St. Louis defenders earned four NFC Defensive Player of the Week honors under Smith in 2001 with three more being received in '03 along with a pair of NFC Defensive Player of the Month awards.

Overall, Smith has spent 21 years in coaching at the collegiate and professional levels. He began his coaching career at his hometown high school, Big Sandy High School, in 1980 before moving to Cascia Hall Prep in Tulsa the following year. Two years later, Smith made the jump to the college ranks at his alma mater of Tulsa University as linebackers coach, where he stayed through 1986. Smith coached linebackers in 1987 at Wisconsin, at Arizona State (1988-91), and at Kentucky (1992). Smith was the defensive backs coach at Tennessee (1993-94) and at Ohio State (1995).

A native of Big Sandy, Texas, Smith led the Big Sandy Wildcats to three consecutive state championships in high school and was all-state three years as an end and linebacker. Smith was a two-time all-America and three-time all-Missouri Conference defensive back at Tulsa University.

Lovie is married (MaryAnne) and has three sons, Mikal, Matthew, and Miles, and twin grandsons, Malachi and Noah.

# 2004 Chicago Bears

## Coaching Staff



### RON RIVERA

#### Defensive Coordinator



Former Bears linebacker Ron Rivera was named the team's defensive coordinator on January 23, 2004. Rivera, who played nine seasons for the Bears (1984-92), was a member of Chicago's Super Bowl championship team in 1985 and began his coaching career as a defensive quality control assistant with the team in 1997. Rivera spent the last five seasons as linebackers coach for the Philadelphia Eagles (1999-2003).

During his tenure in Philadelphia, the Eagles advanced to the NFC Championship game each of the past three seasons and during that stretch ranked near the top of the League in fewest points allowed (15.3 ppg), third down efficiency (32.4%), sacks (189), opponent quarterback rating (73.2) and takeaways (128). In 2001, the Eagles defense allowed fewer than 21 points in each of their 16 games for just the fourth time in League history and, during Rivera's first year on the job (1999), Philadelphia led the NFL with 46 takeaways including a team record five interceptions returned for touchdowns. Rivera helped develop LB Jeremiah Trotter into a two-time Pro Bowl performer with the Eagles. Drafted in the third round (72nd overall) of the 1998 draft, Trotter was named a starter in 1999 and led the team in tackles each of the next three seasons, earning Pro Bowl honors in 2000 and 2001, before signing with the Washington Redskins as an unrestricted free agent prior to the 2002 season. During Rivera's five years overseeing the Eagles linebackers, he worked with the top tacklers on the team as each of the three starters consistently ranked in the top five on the team in tackles and as a group averaged 387 tackles per season (129 tackles per starting linebacker).

Rivera, a second-round draft choice by the Bears in 1984, played in 149 games with 62 starts (including 12 postseason contests with six starts), posting 392 tackles (190 solo), nine interceptions, five forced fumbles, four fumble recoveries, 15 passes defended and seven quarterback sacks during his nine-year career.

Following his NFL playing career and prior to joining the coaching ranks in 1997, Rivera spent four years (1993-96) as a television analyst covering the Bears and college football for WGN-TV and SportsChannel Chicago. He joined the Bears as the team's first defensive quality control coach (1997-98).

A consensus All-America selection as a linebacker at California, Rivera finished his collegiate career ranked first on the school's all-time sack list with 22 (now sixth behind Andre Carter with 31) and first in career tackles with 336 (now fourth behind David Ortego's 525). Rivera still holds the Cal record for most tackles-for-a-loss in a season with 26.5 in 1983.

Rivera and his wife, Stephanie, have two children, Christopher (18) and Courtney (11). Stephanie, a former basketball player at California, served as an assistant women's basketball coach at Trinity International University (Deerfield, IL) before taking a similar position with the ABL's Chicago Condors (1997-98) and the WNBA's Washington Mystics (2000).

Rivera was born January 7, 1962 in Fort Ord, CA. With his father being an officer in the Army, Rivera lived in Germany, Panama, Washington and Maryland prior to moving to central California, where he attended Seaside High School.

#### Ron Rivera - Defensive Coordinator

Born January 7, 1962, Fort Ord, Calif.

#### Coaching Experience

**Pro Coach:** Chicago Bears (defensive coordinator) 2004-present; Philadelphia Eagles (linebackers) 1999-2003; Chicago Bears (defensive quality control) 1997-98.

#### Playing Experience

Linebacker, California, 1980-83  
Pro Linebacker, Chicago Bears, 1984-1992

### FUTURE SUPER BOWLS

Super Bowl XXXIX February 6, 2005  
Super Bowl XL February 5, 2006  
Super Bowl XLI February 4, 2007

ALLTEL Stadium Jacksonville, Fla.  
Ford Field Detroit, Mich.  
Pro Player Stadium Miami, Fla.



## TERRY SHEA Offensive Coordinator



Terry Shea

A 34-year coaching veteran, Terry Shea was named Bears offensive coordinator on January 21, 2004. Shea joins the Bears after three seasons as the Kansas City Chiefs quarterbacks coach, mentoring AFC Pro Bowl QB Trent Green.

Shea comes from the offensive school of Pro Football Hall of Fame coach Bill Walsh. The two coached together at Stanford (1992-94) where Shea was the offensive coordinator and associate head coach, winning a Pac-10 title with the Cardinal in 1993 for the first time since 1971 and recording 10 wins in a season for the first time since 1940.

While with the Chiefs, Kansas City QBs completed over 61 percent of their passes over the past two seasons, breaking the previous franchise single-season record in 2002 (292 of 477, 61.2%) which had stood since 1962, then surpassed that mark in 2003, completing 63.2 percent of their passes (339 of 536).

Those numbers were due in large part to the play of Green, who flourished under Shea's tutelage. Green threw a career-high 26 TD passes in 2002 and has 50 in the last two seasons (24 in 2003). He led the NFL in yards per attempt each of the past two seasons (7.85 in 2002 and 7.72 in 2003) and led the League in TD percentage (5.5) in 2002. The Chiefs signal-caller finished each of the past two seasons with a quarterback rating of 92.4 or better (92.6 in 2002, the fifth-highest mark in team annals; and 92.4 in 2003).

The former collegiate quarterback from Oregon (1965-67) has been instrumental in the tutelage of several QBs who have been productive in the NFL including San Francisco's three-time Pro Bowl QB Jeff Garcia while at San Jose State (1990-91), Detroit's Mike McMahon who played for Shea at Rutgers and former NFL QBs Eric Hipple (Lions), Bob Gagliano (Lions/49ers) and Troy Taylor (Jets).

Shea has been a collegiate head coach for a total of seven seasons. He joined the Chiefs in 2001 after spending five years (1996-2000) as the head coach at Rutgers University. He also served as offensive coordinator and quarterbacks coach for the Scarlet Knights. In 1998, he was named the Big East Coach of the Year after orchestrating the second-biggest one-year turnaround in NCAA Division I history by improving the Scarlet Knights to five more wins than the 1997 squad.

Following his three-year stint with Walsh at Stanford, he was with the CFL's British Columbia Lions in 1995 working with the quarterbacks and running backs. Shea joined the Cardinal after two years at San Jose State (1990-91) where he compiled a 15-6-2 (.696) record as head coach, led the school to a pair of Big West titles and was named Big West Coach of the Year and Pro Weekly's National Coach of the Year (1990). His .696 winning percentage with the Spartans still stands as the school's best since designating a major-college schedule (1950).

Shea, who had previously served as offensive coordinator at San Jose State (1984-86), led the Spartans offense in 1986 which led the nation in both total offense and passing offense. Between his stints at San Jose State, he spent three years as the offensive coordinator at the University of California (1987-89) under head coach Bruce Snyder.

The San Mateo, Calif., native began his Division I coaching career at Utah State and coached the secondary, special teams, quarterbacks and receivers during his tenure (1976-81). Shea joined Utah State after a six-year stint at Mt. Hood Community College in Gresham, Oregon (1970-75), where he coached the passing game, secondary and special teams.

Shea played quarterback at the University of Oregon (1965-67) where he earned a B.S. in 1968 and his M.A. in 1970. Following his graduation, he began his coaching career as a graduate assistant (1968-69) for the Ducks. He is also credited with authoring *The Quarterback* and producing an instructional video, "The Making of a Quarterback."

Shea is married to the former Susan Town and has three children, daughter Jennifer and sons Garrett and Daniel.

**Terry Shea - Offensive Coordinator**  
Born June 12, 1946, San Mateo, Calif.

**Playing Experience**  
Quarterback, Oregon, 1965-67

### Coaching Experience

**Pro coach:** Chicago Bears (offensive coordinator) 2004-present; Kansas City Chiefs (quarterbacks) 2001-03; British Columbia Lions (CFL/QBs-RBs) 1995. **College coach:** Rutgers (head coach) 1996-2000; Stanford (associate head coach/offensive coordinator) 1992-94; San Jose State (head coach) 1990-91; California (offensive coordinator) 1987-89; San Jose State (offensive coordinator) 1984-86; Utah State (DBs/special teams/QBs/WRs/offensive coordinator) 1976-1981; Mt. Hood C.C. (Ore.) (passing game/secondary/special teams) 1970-75; Oregon (graduate assistant) 1968-69.



### DAVE TOUB

#### Special Teams Coordinator



Chicago Bears special teams coordinator Dave Toub joined the Bears January 24, 2004, following three seasons with Philadelphia as an assistant on special teams while also aiding the defensive line.

Toub's efforts assisting Philadelphia's special teams coordinator John Harbaugh helped the Eagles respected veteran coach earn the 2001 NFL Special Teams Coach-of-the-Year honor. For the second time in three seasons (2001, 2003), the Eagles special teams were tops in the NFL and, during a four-year stretch (2000-03), the Eagles special teams were one of only two in the NFL (New England) to rank in the top 10 each of those four seasons by the *Dallas Morning News* which does an extensive ranking on the

NFL's special teams each season. In 2002, the Eagles were also the only team to be ranked in the top five in average drive start after kickoffs (third with 31.1) and opponents drive start average (fifth with 26.6).

Toub spent 12 seasons at the University of Missouri (1989-2000) - the last three as the defensive line coach (1998-2000) and the previous nine years (1989-98) as the school's head strength and conditioning coach. While tutoring the defensive front, he helped produce three all-Big 12 defensive linemen from 1998-2000, including Justin Smith, a first-round draft pick by Cincinnati in 2001. As the head strength and conditioning coach, Toub was responsible for the training efforts of 18 varsity sports and, in 1998, he was named the Big 12 Conference's strength and conditioning coach of the year.

Toub began his coaching career in 1986 at his alma mater, Texas El Paso, as a graduate assistant. One year later, he was elevated to the school's head strength and conditioning coach. While at UTEP, he worked with Eagles head coach Andy Reid, who was the school's offensive line coach (1987-88). Toub later worked with Reid at Missouri (1989-91).

A native of Mahopac, N.Y., Toub's NFL playing career included training camp stints with the Eagles in 1985 and the Los Angeles Rams in 1986. Toub's career at UTEP included two all-WAC selections in 1983-84, as well as two Academic all-WAC nominations in those same years. The two-time team captain was also named the program's most outstanding offensive lineman during his junior and senior seasons.

A ninth-round draft choice of the Eagles in 1985, Toub returned to Philadelphia 16 years later (2001) as the team's special teams/quality control coach. He earned his bachelor of science and master's of education degrees from UTEP. Toub was born on June 1, 1962, in Ossining, NY. He and his wife, Cheryl, have a son, Shane (10), and a daughter, Nicolette (2).

#### Dave Toub - Special Teams Coordinator

Born June 1, 1962, Ossining, New York

#### Coaching Experience

**Pro coach:** Chicago Bears (special teams coordinator) 2004-present; Philadelphia Eagles (assistant special teams/assistant defensive line) 2001-03. **College coach:** Missouri (defensive line/strength & conditioning) 1989-2000; Texas-El Paso (strength & conditioning) 1987-89.

#### Playing Experience

Offensive lineman, Springfield College, 1980-81  
Offensive lineman, Texas-El Paso, 1983-84  
No pro playing experience

## PLAYOFF PAYOUT

Under terms of the Collective Bargaining Agreement, compensation for the 2004-05 postseason will increase across the board for the next two postseasons: The Super Bowl winner receives a \$5,000 increase while the losers share increases by \$1,500. The Conference Championship increases by \$500 while the Division Playoff games increased \$1,000.

#### Playoff Payouts for 2005 and 2006

First Round (division winner) . . .	\$17,000	Conference Championship . . .	\$37,000
First Round (wild card) . . . . .	\$19,000	Super Bowl Winner . . . . .	\$73,000
Division Playoff Game . . . . .	\$19,000	Super Bowl Loser . . . . .	\$38,000





## BOB BABICH

### Linebackers



Bob Babich

Linebackers coach Bob Babich joined the Bears on January 17, 2004, after serving in that same capacity for the St. Louis Rams in 2003. The 20-year coaching veteran was the first coach to join head coach Lovie Smith's new staff in Chicago, following his former defensive coordinator from St. Louis to the Bears. Smith and Babich first joined forces in the collegiate ranks at Tulsa (1984-86) where Smith oversaw the linebackers and Babich worked with tight ends and assisted with the offensive line.

Babich, entering his second year in the NFL coaching linebackers and eighth year overall at that position, was part of a Rams defensive effort which improved six spots in points allowed per game from the 2002 squad (23.1 ppg in 2002 vs. 20.5 in 2003) and, more impressively, jumped from 22nd in the League to first with 46 takeaways including a League-leading 22 fumble recoveries. St. Louis defenders also ranked fourth in the NFL with 42 sacks in 2003, up from 38 in 2002 which ranked seventh.

Prior to joining the Rams, Babich spent six seasons as head coach at North Dakota State University (1997-2002) where he amassed a 46-22 career mark, with five winning seasons and two NCAA Division II playoff appearances. The Bison were 9-2 in the regular season in his first year in 1997 and 12-1 in 2000, reaching the national semifinals before losing to eventual national champion Delta State. Babich's son, Bobby, played for his dad at NDSU and is entering his third season as a starting cornerback for the Bison.

A native of Aliquippa, Pa., he served 12 seasons as an assistant coach at the NCAA Division I level at five different schools, most recently Pittsburgh (1994-96) where he coached the linebackers. Babich began his career as a graduate assistant coach at his alma mater, Tulsa (1984), before being promoted to tight ends coach (1985), assistant offensive line (1986) and strong safeties (1987). Babich was an assistant coach at Wisconsin for two seasons, one as an assistant offensive line coach (1988), and one as tight ends coach (1989). Babich coached linebackers at Bowling Green (1991) and East Carolina (1992-93) before joining the Panthers in 1994.

Babich is married (Nancy), and has one son, Bobby, and a daughter, Janie.

#### Bob Babich - Linebackers

Born February 20, 1961, Aliquippa, Pa.

#### Playing Experience

Linebacker, Mesa (Colo.) C.C., 1979-1980

Linebacker, Tulsa, 1981-82

No pro playing experience

#### Coaching Experience

**Pro Coach:** Chicago Bears (linebackers) 2004-present; St. Louis Rams (linebackers) 2003. **College coach:** North Dakota State (head coach) 1997-2002; Pittsburgh (linebackers) 1994-96; East Carolina (linebackers) 1992-93; Bowling Green (linebackers) 1991; Tulsa (volunteer assistant coach/offensive line) 1990; Wisconsin (assistant offensive line/tight ends) 1988-89; Tulsa (tight ends/assistant offensive line/strong safeties) 1985-87; Tulsa (graduate assistant) 1984.

## LINEBACKER SACKS

The following are the leading sackers among Bears linebackers since 1977:

Year	Name	Pos	Sacks	Year	Name	Pos	Sacks
2003	Brian Urlacher	MLB	2.5	1990	Ron Cox	MLB	3.0
2002	Rosevelt Colvin	SLB	10.5	1989	John Roper	WLB	4.0
2001	Rosevelt Colvin	SLB	10.5	1988	Ron Rivera	SLB	2.0
2000	Brian Urlacher	MLB	8.0	1987	Otis Wilson	SLB	6.5
1999	Barry Minter	WLB	3.0	1986	Otis Wilson	SLB	8.0
1998	Sean Harris	WLB	1.0	1985	Otis Wilson	SLB	11.5
	Rico McDonald	SLB	1.0	1984	Otis Wilson	SLB	7.5
	Barry Minter	MLB	1.0	1983	Al Harris	WLB	7.0
1997	Barry Minter	WLB	6.0	1982	Otis Wilson	SLB	2.0
1996	Bryan Cox	MLB	3.0	1981	None		
1995	Vinson Smith	SLB	4.0	1980	Gary Campbell	WLB	3.0
1994	Vinson Smith	WLB	1.0	1979	Gary Campbell	WLB	4.0
1993	Ron Cox	MLB	2.0	1978	Gary Campbell	WLB	3.0
1992	John Roper	WLB	2.5	1977	Waymond Bryant	WLB	1.5
1991	John Roper	WLB	8.0				



### VANCE BEDFORD

#### Defensive Backs



Vance Bedford enters his sixth season with the Bears after coaching 13 years at the collegiate level. He was named defensive backs coach on February 8, 1999, after spending the previous four seasons in the same capacity with the Michigan Wolverines (1995-98).

Bedford has groomed each of the Bears starters in the defensive backfield, helping convert collegiate running back Jerry Azumah into a starter at corner while bringing along *Sports Illustrated* Rookie-of-the-Year Charles Tillman. Azumah and Tillman tied for the team lead in interceptions (4) in 2003 and Bedford's secondary has returned seven INT's for scores during the past four seasons, equalling the Bears total from the previous nine seasons combined, dating back to 1991. Mike Brown, the veteran of the defensive backs, earned All-Pro honors in 2001 and led the team in interceptions that season and 2002. R.W. McQuarters has started 31 games at corner over the past three seasons and ranked third in passes defended in 2003 with nine. Mike Green (eight starts) and Bobby Gray (nine starts) each started at strong safety in 2003. Green was the team's second-leading tackler in 2002 but was slowed with a groin injury, eventually landing on injured reserve in 2003 while Gray produced a career-high 62 tackles and fumble recovery and a sack last season.

At Michigan, Bedford's pass defense was among the nation's best, including ranking No. 1 in the nation in 1997 (133.8 yards-per-game and an NCAA record 8.8 yards-per-completion), and the NCAA's third best INT total of 22. Bedford was Charles Woodson's position coach when Woodson won the Heisman Trophy after the '97 season.

Bedford's coaching career began at Forestbrook High in Houston in 1985. He coached defensive backs for Oklahoma State (1993-94), Colorado State (1987-92), and Navarro Junior College (1986). His 1990 Rams secondary led the nation with 25 picks against WAC foes.

**Vance Bedford - Defensive Backs**  
Born August 20, 1958, Houston, Texas

**Playing Experience**  
Defensive back, Texas, 1977-79, 1981  
Pro defensive back, St. Louis Cardinals, 1982;  
Oklahoma Outlaws (USFL), 1984

#### Coaching Experience

**Pro Coach:** Chicago Bears (defensive backs) 1999-present. **College coach:** Michigan (defensive backs) 1995-98; Oklahoma State (defensive backs) 1993-94; Colorado State (defensive backs) 1987-92; Navarro (Texas) J.C. (defensive backs) 1986.

## CHICAGO BEARS FAN CONVENTION

The Seventh Annual Chicago Bears Fan Convention is March 18-20, 2005, at the Hilton Chicago. The 2005 convention will include current and former Bears players representing six decades of Chicago football. There will be seminars and discussion groups featuring Bears management, personnel and coaches. Autograph stages will be set-up throughout the convention weekend. Young fans can participate in interactive games with kids-only events. The Chicago Bears Fan Convention is your ticket to meeting your favorite players and getting an inside perspective of one of the founding franchises of the NFL.

Make plans now to attend by reserving a room with a special Fan Convention rate at the Hilton Chicago by calling (312) 922-4400. A portion of the proceeds from each room goes to Bears Care, the Charitable arm of the Chicago Bears.



## ROB BORAS Tight Ends



Rob Boras was named Chicago's tight ends coach on Feb. 11, 2004, following five seasons at UNLV (1999-2003) where he was head coach John Robinson's offensive coordinator for the last three years of his five-year stay.

During his tenure with the Rebels, UNLV ranked among the nation's leaders in rushing offense, finishing 15th (2002), 16th (2001) and 13th (2000) in rushing while posting 28 individual 100-yard rushing games in 34 contests by seven different players during a three-year stretch (2000-02).

Prior to being named offensive coordinator, Boras coached the Rebels offensive line (1999-2000), a group which allowed only 12 quarterback sacks in 2001 and opened holes for a 1,000-yard rusher in consecutive seasons for the first time since 1973-74.

Boras, a two-sport high school standout at Glenbard West in Glen Ellyn, was the head coach (1998) of NCAA Division III Benedictine University located in Lisle, Ill., after four seasons at the University of Texas (1994-97).

During his four years with the Longhorns, Boras served as a graduate assistant working with the offensive line (1994), tight ends coach (1995), a special assistant to the team (1996), tight ends coach and assistant special teams coordinator (1997). During his four-year stint in Austin, UT was Big 12 champions (1996), Southwest Conference champions (1995) and earned trips to the Fiesta Bowl (1996), Sugar Bowl (1995) and Sun Bowl (1994).

Prior to joining the Longhorns, Boras began his coaching career with his alma mater, DePauw University in Greencastle, Ind., following his graduation in 1992, spending two seasons as offensive line coach (1992-93).

Boras is married, Amy, and has three children: daughter Abigail Rose (5), son Jackson Riley, (2) and daughter Ainsley Elizabeth, born July 2, 2003.

### Rob Boras - Tight Ends

Born September 30, 1970, Glen Ellyn, Illinois

### Playing Experience

Center, DePauw University, 1988-91

### Coaching Experience

**Pro coach:** Chicago Bears (tight ends) 2004-present. **College coach:** UNLV (offensive coordinator) 2001-03; UNLV (offensive line) 1999-2000; Benedictine University (head coach) 1998; Texas (assistant offensive line/tight ends/special assistant/assistant special teams coordinator) 1994-97; DePauw University (offensive line) 1992-93.

## GETTING TO HALAS HALL AT CONWAY PARK

**FROM THE LOOP** - Take 90/94 (Kennedy Expressway) west to 94 north (Edens Expressway). Continue on 94 (the "spur"), which becomes the Tri-state Tollway. Exit at Town Line Road (IL Route 60) and turn right (east). Take a left at the first light, which is Field Drive. (The next light is Field Court; you can also make a left there and proceed around its bend until it merges with Field Drive). Drive about 1.2 miles north along Field Drive. Turn gently right onto Football Drive (the last road on your right) and proceed to the entry gate.

**FROM O'HARE AIRPORT** - Take 294 (the Tri-state Tollway) north. Exit at Town Line Road (IL Route 60), turn right (east), and proceed as directed with underlined text, above.



### CHARLIE COINER

Assistant Special Teams



Charlie Coiner enters his fourth season on the Bears staff and first as assistant special teams coach. He originally joined the team on February 12, 2001, to oversee offensive quality control following one season as the offensive coordinator at Texas Southern (2000).

During his first three seasons with the Bears, Coiner assisted the offensive coaching staff with a variety of weekly tasks. Some of his main duties included assisting in preparing the game plan, breaking down film, running the scout team and working after practice with quarterback Rex Grossman during his rookie season.

Coiner served as the special teams coach and recruiting coordinator at LSU for one year and was the linebackers coach at Tenn.-Chattanooga in 1998. Prior to his stint at UTC, Coiner was a tight ends coach and recruiting coordinator at Louisville for three years.

A native of Waynesboro, Va., Coiner earned his bachelor's degree from Catawba College and master's from Appalachian St. He began his coaching career at Appalachian St. as a graduate assistant from 1983-86 before moving to Minnesota where he assisted the defensive line and kicking game for the 1987 season.

#### Charlie Coiner - Assistant Special Teams

Born April 24, 1960, Waynesboro, Virginia

#### Playing Experience

No college or pro playing experience

#### Coaching Experience

**Pro Coach:** Chicago Bears (assistant special teams) 2004-present; Chicago Bears (offensive quality control) 2001-2003. **College coach:** Texas Southern (offensive coordinator/quarterbacks/special teams) 2000; LSU (special teams/recruiting coordinator/wide receivers) 1999; Tennessee (linebackers) 1998; Louisville (tight ends/recruiting coordinator) 1995-97; Texas Southern (offensive line/special teams) 1994; Vanderbilt (special teams/nose guards/recruiting coordinator) 1991-93; Austin Peay (offensive line/special teams/linebackers) 1988-1990; Minnesota (defensive line assistant/kicking game) 1987; Appalachian State (inside linebackers/offensive tackles/tight ends) 1983-86.

## DEFENSIVE LINE SACKS

The following are the leading sackers among Bears defensive linemen since 1976:

Year	Name	Pos	Sacks	Year	Name	Pos	Sacks
2003	Alex Brown	RE	5.5	1988	Steve McMichael	LT	11.5
2002	Phillip Daniels	LE	5.5	1987	Richard Dent	RE	13.5
2001	Phillip Daniels	RE	9.0	1986	Richard Dent	RE	11.5
2000	Phillip Daniels	RE	6.0	1985	Richard Dent	RE	17.0
1999	Clyde Simmons	DE	7.0	1984	Richard Dent	RE	17.5
1998	Jim Flanigan	LT	8.5	1983	Mike Hartenstine	LE	12.0
1997	Jim Flanigan	LT	6.0	1982	Dan Hampton	RT	7.0
1996	Alonzo Spellman	RE	8.0	1981	Alan Page	RT	9.0
1995	Jim Flanigan	LT	11.0		Dan Hampton	LE	
1994	Trace Armstrong	LE	7.5	1980	Dan Hampton	LE	11.5
1993	Richard Dent	RE	12.5	1979	Jim Osborne	LT	10.5
1992	Steve McMichael	LT	10.5	1978	Alan Page	RT	11.5
1991	Richard Dent	RE	10.5	1977	Ron Rydalch	RT	9.5
1990	Richard Dent	RE	12.0	1976	Jim Osborne	LT	15.0
1989	Richard Dent	RE	9.0				



## DARRYL DRAKE

Wide Receivers



Darryl Drake

Bears wide receivers coach Darryl Drake joined the team on February 6, 2004. The 21-year coaching veteran spent the previous six seasons (1998-2003) as the receivers coach at the University of Texas, adding the title of associate head coach on Mack Brown's Longhorns staff prior to the 2003 season. Drake guided three different Longhorns wide receivers to first-team all-Big 12 honors and directed three of the most productive receiving duos in UT history. He also coached the only 1,000-yard receivers in the school's history.

During Drake's tenure with the Longhorns, Texas averaged nearly 10 wins a season, including 32 wins during the past three seasons while Drake mentored standout receiver Roy Williams, who finished his UT career as the leading receiver in school history with 251 receptions for 4,017 yards (16.0 yards per reception) and 37 touchdowns. He also coached Wane McGarity, a fourth-round draft pick of the Dallas Cowboys in 1999, and Kwame Cavil who earned second-team All-America and first-team All-Big 12 honors in 1999.

Prior to joining the Longhorns staff in 1998, Drake was the offensive coordinator and quarterbacks coach at Baylor (1997). From 1992-96 he oversaw the wide receivers at Georgia (1992-96) where he coached some of the top receivers in the Southeastern Conference in each of his first three seasons (Andre Hastings, 1992; Brice Hunter, 1993, 1994; and NFL Pro Bowler Hines Ward, 1996).

Drake began his coaching career at Western Kentucky as a graduate assistant coach (1983-84) and spent nine seasons with the Hilltoppers, working with the wide receivers for four seasons (1985-88), the secondary for two years (1989-90) and was the passing game coordinator/quarterbacks coach for one season (1991). He starred as a wide receiver for WKU in 1975 and during the 1977 and '78 seasons. He helped the Hilltoppers to an 8-2 record and the Ohio Valley Conference Championship as a senior and was a member of their 11-2 OVC Championship squad that played in the NCAA Division II Championship game in '75.

Following his collegiate career, Drake spent time in professional football with the Washington Redskins (1979), Ottawa Roughriders of the Canadian Football League ('81) and Cincinnati Bengals ('83). The Louisville, Ky., native earned his bachelor's (1980) and master's (1984) from Western Kentucky.

Drake was an all-state performer in football and an All-American in both track & field and basketball at Flaget High School in Louisville. He and his wife, Sheila, have three daughters, Shanice, Felisha and Marian.

### Darryl Drake - Wide Receivers

Born December 11, 1956, Louisville, Kentucky

### Playing Experience

Wide receiver, Western Kentucky, 1975-78  
Pro wide receiver, Washington Redskins, 1979;  
Ottawa Roughriders (CFL), 1981; Cincinnati  
Bengals, 1983

### Coaching Experience

**Pro coach:** Chicago Bears (wide receivers) 2004-present. **College coach:** Texas (associate head coach/wide receivers) 2003; Texas (wide receivers) 1998-2002; Baylor (offensive coordinator/quarterbacks) 1997; Georgia (wide receivers) 1992-96; Western Kentucky (passing game coordinator/QBs/secondary/wide receivers/graduate assistant) 1983-91.

## ATTENDANCE RECORDS

Two of the NFL's ten-biggest single-game attendance totals have occurred at games involving the Chicago Bears.

The then-defending World Champs squared off against the College All-Stars on August 22, 1947, at Soldier Field, in front of 105,840—the third-highest total in NFL history, and the highest in a game played within U.S. borders. The 1942 College All-Star game at Soldier Field drew 101,100 fans—10th all-time.

The Cowboys and Oilers played in front of 112,376 paying customers in a pre-season game in Mexico City (August 15, 1994) for the NFL attendance mark.



### KARL DUNBAR

#### Defensive Line



Karl Dunbar enters his first season with the Bears. He was named the team's defensive line coach February 10, 2004. Dunbar, a former college standout from LSU and six-year veteran at defensive tackle in the NFL, joins the Bears following six years coaching at the collegiate level, most recently as the defensive line coach at Oklahoma State (2002-03) where he helped increase the Cowboys sack total from 28 to 32 during their 9-4 season which included a loss to Ole Miss in the Cotton Bowl.

Dunbar, who was an all-Southeastern Conference lineman at LSU as a senior (1986-89), was the assistant strength and conditioning coordinator at his alma mater from 2000-02. Prior to his stint at LSU, he spent two seasons as defensive line coach at Nicholls State University in Thibodaux, La. He began his coaching career as the defensive line coach at Opelousas (La.) High School in 1996, then served as defensive coordinator at Beau Chene High School in Arnaudville, La., in 1997.

Drafted in the eighth round by the Pittsburgh Steelers in the 1990 NFL Draft, he played for the New Orleans Saints (1992-93) and spent two seasons with the Arizona Cardinals (1994-95). Dunbar also played with the Orlando Thunder (1992) and the Rhein Fire (1995) of the World League.

Dunbar graduated from LSU with a degree in criminal justice in 1992. He is married, Pamela, and has three children, Karmichael MacKenzie II, Mickel Angelle and Nickolette Alyce.

#### Karl Dunbar - Defensive Line

Born May 18, 1967, Plaisance, Louisiana

#### Coaching Experience

**Pro coach:** Chicago Bears (defensive line) 2004-present. **College coach:** Oklahoma State (defensive line) 2002-03; LSU (assistant strength & conditioning) 2000-01; Nicholls State (defensive line) 1998-99.

#### Playing Experience

Defensive lineman, LSU, 1986-89  
Pro defensive lineman, Pittsburgh Steelers, 1990; Orlando Thunder (World League) 1992, New Orleans Saints, 1992-93; Arizona Cardinals, 1994-95; Rhein Fire (World League), 1995



### HAROLD GOODWIN

#### Assistant Offensive Line



Harold Goodwin was named the Bears assistant offensive line coach on January 27, 2004, after spending four seasons at Central Michigan University as the offensive line coach.

Goodwin joined the CMU staff from Eastern Michigan where he spent one season overseeing tight ends and tackles, and one as coach of the offensive line. Goodwin was an offensive lineman for the University of Michigan from 1992-94 before becoming a student assistant for two seasons with the Wolverines. He served as a graduate assistant for Michigan when the Wolverines won the national title in 1997 and worked with an offensive line which featured four future pros (Steve Hutchinson, Seattle;

Jon Jansen, Washington; Dave Brandt, Green Bay; Jeff Backus, Detroit). While with Eastern Michigan, Goodwin also worked with future pro L.J. Shelton (Arizona).

Goodwin, born Nov. 14, 1973, went to high school in Columbia, S.C., where he earned two letters in both basketball and football. He graduated from Michigan in 1996 with a degree in management/communications. Goodwin and his wife, Monica, have two daughters, Kylee and Miya. His brother, Jonathan, is a guard for the New York Jets.

#### Harold Goodwin - Assistant Offensive Line

Born November 14, 1973, Columbia, S. C.

#### Coaching Experience

**Pro Coach:** Chicago Bears (assistant offensive line) 2004-Present. **College coach:** Central Michigan (offensive line) 2000-03; Eastern Michigan (tight ends/tackles) 1998-99.

#### Playing Experience

Offensive lineman Michigan 1992-94  
No pro playing experience



## TORRIAN GRAY

### Assistant Defensive Backs



Torrian Gray was named the Bears assistant defensive backs coach on January 29, 2004. He joins the Bears following two seasons as the defensive backs coach at the University of Connecticut where the Huskies defense ranked among the nation's elite despite moving up from NCAA Division I-AA to Division I-A. The UConn defense ranked 36th in total defense (340.0 ypg), 34th in passing defense (201.2 ypg) and 32nd in passing efficiency defense (114.2 rating) in 2003, a season after ranking ninth in passing defense (160.4).

Prior to joining the Huskies staff, Gray spent two seasons (2000-01) at the University of Maine as the defensive backs coach, helping the Black Bears to the second round of the NCAA Division I-AA playoffs in 2001.

Gray was a three-year starter and an All-American safety at Virginia Tech (1993-96), helping the Hokies earn Big East Championships in 1995 and 1996 while earning all-Big East honors for three consecutive seasons (1994, 1995, 1996). Gray was drafted in the second round of the 1997 NFL Draft (49th overall) by the Minnesota Vikings where he started five games as a rookie, including two playoff games. He contributed as a starter in the nickel package and as a special teams player for the remainder of his professional career before retiring in the spring of 2000 due to a knee injury. Has one daughter, Tori.

#### Torrian Gray - Assistant Defensive Backs

Born March 18, 1974, Lakeland, Florida

#### Playing Experience

Safety, Virginia Tech, 1993-96

Pro safety, Minnesota Vikings, 1997-2000

#### Coaching Experience

**Pro Coach:** Chicago Bears (assistant defensive backs) 2004-Present. **College coach:** Connecticut (defensive backs) 2002-03; Maine (defensive backs) 2000-01.



## PETE HOENER

### Offensive Line



Offensive line coach Pete Hoener (HAY-nur) joined the Bears on January 17, 2004, after serving in that same capacity for the Arizona Cardinals in 2003 following two seasons of working with the Cardinals tight ends (2001-02). His three seasons in Arizona marked his second stint with club. He was with the team in St. Louis in 1985-86 working with the tight ends on the same staff of head coach Jim Hanifan, considered one of the best offensive line coaches in NFL history.

Hoener, a Peoria, Ill. native, is a 30-year coaching veteran, including 26 as an offensive line coach and 15 as an offensive coordinator. While with the Cardinals, he helped Freddie Jones lead the team in receptions with 44 catches (358 yards), the fifth-most receptions by a tight end in team history which also marked the first time a tight end led the team in receptions since Hall of Famer Jackie Smith's 41 in 1973. Prior to rejoining the Cardinals in 2001, Hoener coached the running backs at Texas A&M (2000) on R.C. Slocum's Aggies staff following two seasons as offensive coordinator/offensive line coach at Iowa State (1998-99).

Hoener has coached the offensive line at seven previous coaching stops -- Iowa State (1998-99), Texas Christian (1992-97), Purdue (1989-91), Illinois (1986-88), Indiana State (1978-84), Illinois State (1977) and Missouri as a graduate assistant (1975-76). While at TCU, he served the dual role as offensive coordinator and held the title of assistant head coach.

Hoener, who attended Richwoods High School in Peoria, played football and graduated from Bradley University (1974). He began his coaching career at Belvidere (Ill.) High School (1974).

Hoener and his wife, Marianne, have three daughters, Jennifer, Kathleen and Lisa.

#### Pete Hoener - Offensive Line

Born June 14, 1951, Peoria, Ill.

#### Playing Experience

Tight end/defensive end, Bradley, 1969-1970

No pro playing experience

#### Coaching Experience

**Pro Coach:** Chicago Bears (offensive line) 2004-present; Arizona Cardinals (offensive line) 2003; Arizona Cardinals (tight ends) 2001-02; St. Louis Cardinals (tight ends) 1985-86. **College coach:** Texas A&M (running backs) 2000; Iowa State (offensive coordinator/offensive line) 1998-99; Texas Christian (offensive coordinator/offensive line) 1991-97; Purdue (offensive line) 1989-1991; Illinois (offensive line) 1986-88; Indiana State (offensive coordinator/offensive line) 1978-1984; Illinois State (offensive line) 1977; Missouri (graduate assistant) 1975-76.



### TIM SPENCER

#### Running Backs



Tim Spencer is in his first season as running backs coach for the Bears. He was named to the position on January 27, 2004. Spencer joins the Bears following 10 seasons in charge of running backs at the Ohio State University where he mentored Maurice Claret during the Buckeyes national championship season in 2002 and was Eddie George's position coach when George won the Heisman Trophy in 1995.

Spencer, a running back at Ohio State from 1979-1982, was the second player taken in the 1983 USFL draft where he played a year each for Chicago (1983), Arizona (1984) and Memphis (1985) before signing with the San Diego Chargers (1985-90) where he was a four-year starter at fullback. He returned to Ohio State in 1993 after retiring from professional football to finish his degree requirements and was named to John Cooper's coaching staff prior to the 1994 season.

During his stay at Ohio State he was part of three Big Ten championship teams (1996, 1998, 2003) and was part of an offensive attack which led the Big Ten in scoring offense and total offense three of his 10 seasons (1995, 1996, 1998). Including Claret (1) and George (2), he produced 1,000-yard rushers six times during his 10-year tenure (Pepe Pearson, 1; Michael Wiley, 1; and Jonathan Wells, 1) including George's school single-season record of 1,927 yards in 1995.

The Buckeyes' starting fullback as a sophomore, he moved to tailback his final two years and led the team in rushing both of those seasons. He closed out his career with 3,553 yards rushing and still ranks third on OSU's all-time rushing list, trailing only Heisman Trophy winners Archie Griffin (5,589) and George (3,768).

Spencer was the Buckeyes' co-captain and MVP as a senior. He also was MVP of the 1982 Holiday Bowl, rushing for 167 yards and two touchdowns in the Buckeyes' 47-17 win over Brigham Young. During his four years at Ohio State, the Buckeyes posted a combined record of 38-10 and played in four bowl games, including the 1980 Rose Bowl. Spencer and his wife, Gilda, have two sons, Cole (18) and Evan (11).

#### Tim Spencer - Running Backs

Born December 10, 1960, Martin Ferry, Ohio.

#### Coaching Experience

Pro Coach: Chicago Bears (running backs) 2004-present. College coach: Ohio State (running backs) 1994-2003.

#### Playing Experience

Running back, Ohio State, 1979-82  
Pro running back, Chicago (USFL) 1983;  
Arizona (USFL) 1984; Memphis (USFL) 1985;  
San Diego Chargers, 1985-90

## BEARS HEAD COACHES

	Seasons	Overall W-L-T	Regular W-L-T	Post-season W-L
George Halas	1920-29; 33-42; 46-55; 58-67	324-151-31	318-148-31	6-3
Ralph Jones	1930-32	24-10-7	24-10-7	None
"Hunk" Anderson / Luke Johnsos	1942-45	24-12-2	23-11-2	1-1
John "Paddy" Driscoll	1956-57	14-10-1	14-9-1	0-1
Jim Dooley	1968-71	20-36-0	20-36-0	None
Abe Gibron	1972-74	11-30-1	11-30-1	None
Jack Pardee	1975-77	20-23-0	20-22-0	0-1
Neill Armstrong	1978-81	30-35-0	30-34-0	0-1
Mike Ditka	1982-92	112-68-0	106-62-0	6-6
Dave Wannstedt	1993-98	41-57-0	40-56-0	1-1
Dick Jauron	1999-2003	35-46	35-45	0-1
Lovie Smith	2004-Present			





## WADE WILSON

### Quarterbacks



Wade Wilson, a 22-year NFL veteran, was named the Bears quarterbacks coach on February 9, 2004. Prior to joining the Bears, he spent three seasons (2000-02) as quarterbacks coach for the Dallas Cowboys following a 19-year playing career, which is surpassed by only seven other players in the history of the League (George Blanda, 26; Morten Andersen and Gary Anderson, 22; Earl Morrall, 21; Jim Marshall, Jackie Slater and Darrell Green, 20).

Wilson's first season with the Cowboys coincided with veteran QB Troy Aikman's final season with the team. Wilson was called upon to prep four different quarterbacks for game action when Aikman started 11 games but was forced to miss five starts and parts of three other games with injuries. The four QBs in a season was a Dallas franchise record as Randall Cunningham relieved Aikman on two occasions and started three games while Clint Stoerner and Anthony Wright also saw action under center during the 2000 season.

Wilson's sophomore year with Dallas marked another franchise first. He brought along four different starters at quarterback in 2002, marking the first time the Cowboys had more than three different starting quarterbacks in a single season. Dallas opened the season with a rookie quarterback for just the third time in franchise history when Quincy Carter took the field against Tampa Bay. Injuries forced Carter from the lineup for eight of the next nine games and Wilson helped Wright earn a win at Washington in three starts, Stoerner a win over Arizona in two starts before Ryan Leaf took the helm for three games in November. Carter returned to the lineup in December and guided the Cowboys to three wins in their final six games.

Drafted in the eighth round (210th overall) of the 1981 NFL Draft by the Minnesota Vikings, the future Pro Bowler (1988) led the Vikings to three playoff appearances in 11 seasons (1981-91) including the 1987 NFC Championship game. Wilson also spent time with the Atlanta Falcons (1992), New Orleans Saints (1993-94), Dallas Cowboys (1995-97) and Oakland Raiders (1998-99). He served as Aikman's backup on the Cowboys Super Bowl XXX championship team in 1995.

Wilson completed his pro career with a 75.6 quarterback rating, completing 1,391 passes on 2,428 attempts for 17,283 yards. In 1988 (with Minnesota) he led the NFC with a 91.5 quarterback rating, completing 204 of 332 passes (61.4%) for 2,746 yards, 15 touchdowns and nine interceptions. His 61.4 percent completion rate led the NFL that season.

Wilson was a four-year letterman and three-year starter at East Texas State University, where he earned NAIA All-America and Lone Star Conference MVP honors as a senior while leading the conference in passing and total offense, completing 338 of 668 passes for 4,414 yards and 32 touchdowns during his four years with the Lions.

Wilson majored in business management at ETSU, and has his real estate license and his SEC-series seven registration. He has four children; Travis Wade, Hayden, and twins Coleton and Sophie.

#### Wade Wilson - Quarterbacks

Born February 1, 1959, Commerce, Texas

#### Coaching Experience

Pro coach: Chicago Bears (quarterbacks) 2004-present; Dallas Cowboys (quarterbacks) 2000-02.

#### Playing Experience

Quarterback East Texas St. University 1977-80  
Pro Quarterback Minnesota Vikings 1981-91;  
Atlanta Falcons 1992; New Orleans Saints  
1993-94; Dallas Cowboys 1995-97; Oakland  
Raiders 1998-99.

## BEARS OF ALL AGES

Heading into the 2004 season, Chicago's roster age averaged 25 years old (as of June 1, 2004). The team's senior member is 32-year-old guard **Ruben Brown** while this year's first-round draft pick, **Tommie Harris** out of Oklahoma, is the youngest at 21. The Bears have 52 players who are under 25 and only five who are 30 years of age or older.



### MIKE BAJAKIAN

#### Offensive Quality Control



Mike Bajakian (buh-JAKE-ee-un) joined the Bears as an offensive quality control coach on January 23, 2004. He spent the last two seasons as the quarterbacks coach at Central Michigan University. Prior to his time at CMU, Bajakian assisted with quarterbacks at the University of Michigan (2000-02) after spending six months as the quarterbacks coach at Sacred Heart University (Fairfield, Conn.). Bajakian earned his first college coaching experience at Rutgers (1998-99) as a graduate assistant in the defensive backfield under then-head coach and Bears offensive coordinator Terry Shea. Bajakian began his coaching career as an assistant at Delbarton High School in Morristown, N.J., where he was a math teacher. The River Vale, N.J., native played quarterback and was a captain at Williams College (Mass.) where he earned a bachelor's degree in history in 1996.



### LLOYD LEE

#### Defensive Quality Control



Lloyd Lee was named the Bears defensive quality control coach on January 23, 2004 following three seasons as a pro scout with the Tampa Bay Buccaneers. While at Tampa Bay, Lee assisted the pro personnel department in the recruiting and signing of NFL free agents as well as scouting and compiling reports on free agents and players on the Buccaneers roster. A native of Bloomington, Minn., Lee originally entered the NFL as a college free agent with the San Diego Chargers in 1998. Lee spent time on the Chargers roster and practice squad during the 1998 and 1999 seasons. He was a four-year starter at safety at Dartmouth College (1994-98), earning Division I-AA All-America honors and was an all-ECAC selection while helping lead Dartmouth to an undefeated season and Ivy League Championship in 1996. Lee, who was born August 10, 1976, in Minneapolis, Minn., is married (Katy).



### RUSS RIEDERER

#### Strength Coach



Russ Riederer enters his 13th season in charge of the Bears year-round strength and conditioning programs serving under his fourth different head coaches (Ditka, Wannstedt, Jauron and Smith). He joined the club on Jan. 3, 1992, after serving one year as strength and conditioning coach for the Green Bay Packers.

Riederer played collegiately at Kansas State from 1975-78, where he started at linebacker. He earned a degree in physical education. He began his coaching career at Kansas State (1979-86) and continued as strength coach at Purdue University (1987-90).

Born August 5, 1957 in Holton, Kan., he was named one of the top athletes of the 20th century in Northeast Kansas.

Riederer and his wife, Mary Anne, have two daughters (Morgan and Anne) and two sons (Rob and Jake).



## BOBBY DePAUL

Director of Pro Personnel



A 15-year NFL veteran, Bobby DePaul was named Director of Pro Personnel (June 19, 2001) prior to Chicago's 2001 NFC Central Division championship. Before joining the Bears, he served as a member of the Philadelphia Eagles player personnel department for four years after an eight-year career as an NFL assistant coach.

DePaul evaluates players in the professional ranks, prepares the club for its acquisitions through free agency or the waiver wire and manages the advance scouting for Bears opponents. In addition to supervising the pro personnel department, DePaul has a hand in day-to-day football operations, assisting with salary cap maintenance, contract negotiations and overseeing the development of scouting football systems technology.

DePaul entered the NFL in 1989, hired by former Bears defensive back Richie Petitbon as a member of Joe Gibbs' coaching staff at Washington where he stayed until 1993 after winning an NFL championship with the Redskins' Super Bowl XXVI victory over Buffalo. The Bowie, Md., native then served on the Bengals coaching staff for three seasons before joining the Eagles as a scout.

Born Jan. 24, 1963 in Bowie, Md., DePaul attended Archbishop John Carroll High School in Washington, D.C., where he played fullback and linebacker on a team that lost only once during his three-year varsity career. He attended the University of Maryland and played linebacker on three Atlantic Coast Conference champion Terrapin squads and made four bowl appearances under former Detroit Lions head coach and current Army head coach Bobby Ross.

Bobby and his wife, Lisa, have two daughters, Ariel (11) and Ashley (9).



## GREG GABRIEL

Director of College Scouting



Greg Gabriel joined the Bears on June 19, 2001 after serving as the Director of Player Development for the New York Giants.

The Buffalo native joined the Giants scouting department during the 1985 off-season and went to three Super Bowls with the Giants--winning two. Prior to entering football, Gabriel was an account executive with Prudential-Bach and Dean Witter Reynolds while working part-time in the scouting department of the Buffalo Bills.

As the Bears director of college scouting, Gabriel schedules scouting visits, coordinates scouting meetings, evaluates collegiate players and plays an instrumental role in the development of the draft.

A native of Buffalo where he was born on May 4, 1951, Gabriel played his scholastic sports at Bishop Neumann High School in Williamsville, N.Y. He played running back at Canisius College for three seasons where he earned a B.S. degree. Gabriel played for eight seasons for the Twin City Geminis, a semi-pro team in the Buffalo area where he also coached the running backs and special teams for one season.

Gabriel was married following the 2004 NFL Draft (Robin) and has three daughters (Liza, Ryan and Kelsey), three stepchildren (sons Ryan and Nolan and daughter Emily) and two grandchildren (Jordan and Herman).

## CHICAGO BEARS FREE AGENT SIGNINGS

2001			2003			2004		
Name_Pos	From		Name_Pos	From		Name_Pos	From	
Fred Baxter, TE	NYJ		Chris Chandler, QB	ATL		Hunter Hillenmeyer, LB	GB	
Skip Hicks, RB	WAS		Jon Hilbert, K	DAL		Israel Idonije, DT	CLE	
Greg Jones, LB	WAS		Keith McKenzie, DE	CLE		Daryl Jones, RB	NYG	
Brad Maynard, P	NYG		Damon Moore, SS	PHI		Qasim Mitchell, T	CLE	
Daimon Shelton, FB	JAC		Jason Wiltz, DL	NYJ		Marcus Reese, LB	SF	
Keith Traylor, DT	DEN					Kordell Stewart, QB	PIT	
Ted Washington, DT	BUF					Cliff Washburn, DE	NYG	
Larry Whigham, S	NE							
2002								
Name_Pos	From		Name_Pos	From		Name_Pos	From	
Rabih Abdullah, RB	TB		Mark Anelli, TE	SF		Ruben Brown, G	BUF	
Luther Broughton, TE	CAR		Brooks Barnard, P	NE		Thomas Jones, RB	TB	
Henry Burris, QB	Green Bay		Aaron Boone, WR	DAL		Joe O'Donnell, K	OAK	
Mike Caldwell, LB	PHI		Desmond Clark, TE	MIA		Jonathan Quinn, QB	KC	
			Jamin Elliott, WR	NE		Dan Rumschick, DT	PIT	
			Andre Forde, WR	IND		John Tait, T	KC	
			Jimmy Fryzel, WR	TEN				
			Dwone Hicks, RB	TEN				
			Charles Hill, DT	SF				



**TIM BREAM**  
Head Athletic Trainer



Tim Bream begins his 12th season with the Bears and eighth as head athletic trainer. Bream spent the previous 10 years as a collegiate athletic trainer at Syracuse (1984-86), Vanderbilt (1986-88) and University of Richmond (1988-92) before joining the Bears as an assistant trainer.

Bream (pronounced BRAME) also worked on the medical staff of the 1992 Winter Olympics and one summer (1981) as an intern with the Detroit Lions. He serves as treasurer for the Professional Football Athletic Trainers Society and is a member of executive advisory board for Mushin Health and Fitness Co. and Athletico Physical Therapy and Sports Medicine.

Born January 3, 1961 in Gettysburg, Pa., Bream is a graduate of Penn State and earned a masters from West Virginia University. He is married (Lisa) and has two daughters (Rebecca and Elizabeth).



**TONY MEDLIN**  
Equipment Manager



Tony Medlin enters his 18th season with Chicago and eighth as the Bears head equipment manager. Following the 2000 season he earned the Whitey Zimmerman award as the NFL's top equipment manager. Medlin joined the Bears as an assistant equipment manager in June of 1987. Before moving to Chicago, Medlin served as the athletic equipment manager at North Carolina Central University from 1982-87. He is a graduate from NCCU with a BS degree in therapeutic recreation. Along with his career in the NFL, Medlin is actively involved in numerous charitable endeavors including the Chicago Bears Coat Drive, "Say No to Drugs" campaign and American Cancer Society.

His brother (Ron) is the head athletic trainer for the Atlanta Falcons. Medlin, born Feb. 10, 1960, is married (Chandra) and has one daughter (Brandy).



**DEAN POPE**  
Director of Video Services




Dean Pope enters his 19th season with Chicago. He was promoted to his current position in January of 1994 after serving eight years as assistant director of video services. With Pope at the helm, Chicago's video department pioneered the use of digital video editing in the NFL over the 1994 season. Pope began his Bears career as an intern in 1986 helping with transition from film to video. His department is responsible for taping practices and games, editing tape for coaches and players and setting up video viewing stations on road trips. A graduate of University of Wisconsin-Platteville with a degree in communications, he was born January 27, 1964 in Platteville, Wis.

## PLAYOFF APPEARANCES

The Bears, who last qualified for the playoffs in 2001, ranks tied for sixth in the NFL in all-time playoff appearances. Only Dallas (27), the New York Giants (26), St. Louis (26), Cleveland (24) and Minnesota (23) have reached the playoffs more than Chicago. The Bears have an overall playoff record of 14-15 including a 10-6 (.625) record at home and 4-9 (.308) mark on the road.

Team	Playoff App.	Team	Playoff App.	Team	Playoff App.
Dallas	27	Washington	20	Tampa Bay	8
N.Y. Giants	26	Tennessee	19	Atlanta	7
St. Louis	26	Philadelphia	18	Cincinnati	7
Cleveland	24	Buffalo	17	Arizona	6
Minnesota	23	Indianapolis	17	Seattle	6
<b>Chicago</b>	<b>22</b>	Denver	15	New Orleans	5
Green Bay	22	Detroit	14	Jacksonville	4
San Francisco	22	Kansas City	14	Baltimore	3
Miami	21	New England	12	Carolina	2
Oakland	21	San Diego	12		
Pittsburgh	21	N.Y. Jets	10		



**Dr. Michael Ankin**  
Consulting Internist



**Chris Ballard**  
Area Scout/Southwest



**Reggie Barnes**  
Assistant Athletic  
Trainer



**Marty Barrett**  
Area Scout/West



**Beverly Bartley**  
Assistant to Offense  
and Special Teams



**Brit Bending**  
Finance & Treasurer  
Assistant



**Mike Berezowski**  
Strength & Conditioning  
Assistant



**John Berta**  
Assistant Head  
Groundskeeper



**John Bostrom**  
Senior Director of  
Administration



**Dr. Mark Bowen**  
Consulting Orthopaedist



**Morocco Brown**  
Assistant Director of  
Pro Personnel



**Geoff Bunzol**  
Team Travel Coordinator/  
Administration Assistant



**Ann Carey**  
Stadium Liaison



**Jim Christman**  
Media Services Manager



**Rebecca Coffey**  
Client Services  
Coordinator



**Bill Collingbourne**  
Customer Service  
Representative



**John Conroy**  
Director of Creative  
Services & Internet



**Dana Dressler**  
Corporate Sales Manager



**Dave Eck**  
Manager of Corporate  
Sales



**Clyde Emrich**  
Administration



**Krista Fortman**  
Customer Service  
Representative



**Kevin Foy**  
Videographer/Producer



**Allison Gay**  
Suite Sales & Services  
Manager



**Dave Greeley**  
Senior Director of Corporate  
Sales & Marketing



**Caroline Guip**  
Director of Community  
Relations



**Roger Hacker**  
Media Information  
Manager



**Scott Hagel**  
Senior Director of  
Corp. Communications



**Marge Hamm**  
Bears Care Coordinator



**Chris Hanks**  
Assistant Athletic Trainer



**Brian Hardin**  
Media Relations  
Assistant



**Bill Hawker**  
Corporate Sales Manager




**Dave Hendrickson**  
Assistant Video Director



**Kenico Hines**  
Assistant Equipment  
Manager




**Rex Hogan**  
Area Scout/East



**Bobbie Howard**  
Director of Player  
Development



**Ryan Huzjak**  
Corporate Sales Manager



**Brent Johnson**  
Network/Systems  
Specialist



**Jake Jones**  
Controller



**Dr. Howard Katz**  
Consulting Internist



**Adam Kellner**  
Manager of Stadium  
Sales & Services



**Jessica Kies**  
Community Relations  
Manager



**Rudy Komin**  
Security



**Joe Krajniak**  
Groundskeeper Assistant



**Jennifer Kuehn**  
Customer Service  
Representative



**Stacey Larsen**  
Client Services Manager




**Bob Laskowski**  
Fan Services Manager



**Sharon Lehner**  
Media Relations  
Assistant



**Kendra Lindborg**  
Assistant Director of  
Ticket Operations



**Gil Lopez**  
Building Maintenance



**Larry Mayer**  
Senior Web Writer




**Brian McCaskey**  
Senior Director of  
Business Development




**George McCaskey**  
Senior Director of  
Ticket Operations




**Nancy McCaskey**  
Bears Care President



**Patrick McCaskey**  
Senior Director of  
Special Projects



**Rich McCaskey**  
Administration



**Tim McCaskey**  
Vice President




**Greg Miller**  
Director of Broadcasting  
& Production




**Ted Monago**  
Area Scout/Rockies &  
Plains



**Marika Moore**  
Accounting Assistant



**Jeff Morander**  
Director of Stadium Sales  
& Fan Services




**Ken Mrock**  
Head Groundskeeper



**Karen Murphy**  
Senior Director of  
Finance & Treasurer




**Katie Nagle**  
Marketing Operations  
Assistant



**Dr. Gordon Nuber**  
Consulting Orthopaedist






**Dr. Jerry Osher**  
Consulting Internist



**Jim Padgitt**  
Coordinating Producer



**Rommel Paraiso**  
Associate Producer




**Bryan Pett**  
Stadium Operations



**Carl Piekarski**  
Assistant Equipment  
Manager



**Karl Pierburg**  
Information Systems  
Manager



**Paul Pierson**  
Mascot Assistant




**Lorelei Potts**  
Accounting Assistant



**Ann Quint**  
Executive Administrative  
Assistant



**Kate Rackow**  
Community Relations  
Assistant




**Patrick Roberts**  
Area Scout/Southeast



**Susie Schmidt**  
Assistant to the  
Head Coach



**Dianne Shabat**  
Executive Administrative  
Assistant



**Jeff Shiver**  
Area Scout/Midwest



**Bobby Slater**  
Director of Rehabilitation



**Rich Slusser**  
Security



**Jeremy Snyder**  
Football Operations  
Assistant



**Mandy Sowa**  
Events & Advertising  
Coordinator



**Staley**  
Mascot



**Cliff Stein**  
Director of Player  
Contracts & Legal Affairs



**Julie Taft**  
Director of Events &  
Advertising



**Eugene Thomas**  
Strength & Conditioning  
Consultant



**Dan Tuohy**  
Video Assistant



**Kevin Turks**  
Assistant Pro  
Scout



**Mike Vanderploeg**  
Customer Service  
Representative



**Jennifer Walden**  
Receptionist



**Mike White**  
Events & Advertising  
Manager




**Robyn Wilkey**  
Assistant to the General  
Manager



**Brian Wright**  
Director of Football  
Systems Technology



**Dan Yuska**  
Business Development  
Assistant





## Rabih Abdullah

**Running Back**

**Ht: 6-0 Wt: 235**

**Born: April 27, 1975**

**College: Lehigh**

**Bears season: 3 NFL Season: 7**

**Acquired: Unrestricted free agent in 2002 (TB)**

# 27

**PRO CAREER:** Versatile veteran is Chicago's active leader with 90 career special teams tackles, including 37 over his 2 seasons playing for the Bears... Has led Chicago in special teams tackles the last 2 years while also contributing as a third-down specialist out of the backfield and as a KR... Spent 4 professional seasons with Tampa Bay... Filled-in at FB and as a KR for the Buccaneers in 2001... Lone rookie free agent to make Bucs roster in 1998.

**CAREER TRANSACTIONS:** Entered NFL as an undrafted free agent, signing with Tampa Bay (4/20/98)... Signed with Chicago (3/7/02)... **SIGNED through 2004.**

**2003 SEASON:** Chicago's designated third-down back posted career-highs with 92 yards from scrimmage and 26 touches in 15 games played... Special teams ace led Bears with 17 special teams tackles and contributed to NFL's third-ranked kickoff return unit with 5 returns for 62 yards... Caught 2 passes for 14 yards vs. GB (9/29)... Inactive at NO (10/12) due to concussion... Rushed once for 6 yards and posted 2 special teams tackles vs. DET (10/26)... Posted a season-high 3 special teams tackles at GB (12/7); rushed 2 times for 3 yards and had a 5-yard reception... Tied season-high with 3 special teams tackles vs. MIN (12/14); added a 3-yard carry and 14-yard kickoff return... Posted 2 special teams tackles and 17-yard kickoff return vs. WASH (12/21)... Caught 2 passes for 19 yards, including career-long 17-yarder, and rushed 2 times for 8 yards at KC (12/28). **GAMES PLAYED-STARTED: 15-0**

**PREVIOUS SEASONS:** **2002** - Began Bears career by leading team with 20 special teams tackles while playing in all 16 games... Contributed on kickoff returns in the first 4 games, ranking 3rd on team with career-highs of 9 returns for 182 yards and 2nd with a 20.2-yard avg., including career-long 35-yard return... Returned season-opening kickoff 27 yards vs. MIN (9/8)... Posted 24-yard return on opening kickoff at ATL (9/15); recovered fumble and made 2 tackles on special teams... Set season-high with 3 special teams tackles vs. NO (9/23); added 20.5-yard avg. on 2 kickoff returns... Posted career-long 35-yard kickoff return at BUF (9/29) en route to a 23.7-yard avg. on 3 returns; added 2 special teams stops... Recorded 2 special teams tackles vs. NE (11/10)... Forced fumble and recorded 1 special teams tackle at GB (12/1)... Equaled career-high with 4 special teams tackles at CAR (12/22). **2001** - Played in all 16 games for Tampa Bay, ranking 2nd on squad with career-high 21 special teams tackles... Led or tied for team lead in special teams tackles in 5 games... Season-high 3 special teams stops at TEN (10/14)... Led squad with 3 special teams tackles and forced fumble vs. MIN (10/28)... Returned 2 kickoffs for 30 yards at GB (11/4)... Recorded 2 special teams tackles at DET (11/11)... Forced fumble by punter at STL (11/26) and added 2 special teams tackles... Posted 29-yard kickoff return at CIN (12/2)... Collected 2 special teams stops vs. NO (12/23), rushed 3 times for 6 yards... Tied season-high with 3 special teams tackles while forcing and recovering a fumble vs. BALT (12/29); added 15-yard kickoff return and recovered blocked punt... Season-high 34 yards on 8 carries and 2 receptions for career-high 26 receiving yards vs. PHI (1/6/02); added 1 special teams stop... Inactive for Wild Card Game at PHI (1/12/02) due to left foot sprain. **2000** - Key special teams contributor played in 12 games, plus playoff contest, for Tampa Bay and saw action at RB in 7 games, rushing for career-high 70 yards on 16 carries... Posted 16 special teams tackles, fourth-best on the Bucs... Had 2 rushes for 18 yards, including career-long 19-yard run on a fake punt at CHI (11/19)... Had career-high and team-best 4 special teams tackles vs. BUF (11/26)... Posted career-highs in carries (10) and yards (38) vs. DAL (12/3) while adding his first catch of the season for 11 yards... First kickoff return of season netted 16 yards at MIA (12/10), added 4 carries for 14 yards. **1999** - Played in 15 games primarily on special teams with the Bucs, starting at RB once... Also posted 12 special teams tackles... Snagged first career catch for 8 yards at DET (10/31)... Started in place of Warrick Dunn vs. MIN (12/6) and rushed for 12 yards on 5 carries... Rushed 4 times for 12 yards at OAK (12/19)... Collected season-high 3 special teams stops

# The Players

## Rabih Abdullah • Running Back

GSH

Abdullah

against GB (12/26), but left game with broken right thumb... Placed on injured reserve on Dec. 29. 1998 - Subbed in all 5 preseason games and led team in rushing with 50 carries for 280 yards and 2 TDs... Inactive for all 16 regular season games.

**COLLEGE:** In three seasons at Lehigh (1994-97) rushed for 3,696 yards and 33 TDs on 672 carries (5.5 ypc), starting 32 of 33 games played... Started 10 games as a senior, rushing for 1,225 yards and 15 TDs on 244 carries... Missed rest of original senior campaign (1996) after suffering a knee injury in the 1st half of the opening game... As a junior, named first-team all-conference after setting school records with 1,536 rushing yards and 257 carries; scoring 11 TDs... Earned second-team all-conference attention as a sophomore for his 915 yards and 7 TDs on 168 carries... Graduated with a degree in international business.

**PERSONAL:** Played basketball, track and football as a prep at Abraham Clark H.S. in Roselle, N.J.... Manned both RB and DB positions on the gridiron, earning all-state, all-county and all-conference honors... Father, Shahid, played in the NFL with the N.Y. Giants and Green Bay Packers during the pre-season under the name Richard Soules... Intends to use business degree to enter field of stock trading following football career... Born in Martinsville, Virginia... He and wife Nicole reside in Tampa, Fla. in the off-season with dog Remi.

### Rabih Abdullah's Pro Stats

#### REGULAR SEASON

Year	Team	Rushing					Receiving					G-GS
		Rush	Yds	Avg	Lg	TD	Rec	Yds	Avg	Lg	TD	
1998	Tampa Bay	0	0	-	-	0	0	0	-	-	0	0-0
1999	Tampa Bay	5	12	2.4	10	0	2	11	5.5	8	0	15-1
2000	Tampa Bay	16	70	4.4	19	0	2	14	7.0	11	0	12-0
2001	Tampa Bay	11	40	3.6	12	0	2	26	13.0	14	0	16-0
2002	Chicago	0	0	-	-	0	0	0	-	-	0	16-0
2003	Chicago	18	37	2.1	10	0	8	55	6.9	17	0	15-0
<b>CAREER</b>		<b>50</b>	<b>159</b>	<b>3.2</b>	<b>19</b>	<b>0</b>	<b>14</b>	<b>106</b>	<b>7.6</b>	<b>17</b>	<b>0</b>	<b>74-1</b>
<i>Bears Career</i>		18	37	2.1	10	0	8	55	6.9	17	0	31-0

Year	Team	KR	Yds	Avg	Lg	TD	STT (Special Teams Tackles)
1998	Tampa Bay	0	0	-	-	0	0
1999	Tampa Bay	0	0	-	-	0	16
2000	Tampa Bay	1	16	16.0	16	0	16
2001	Tampa Bay	5	92	18.4	29	0	21
2002	Chicago	9	182	20.2	35	0	20
2003	Chicago	5	62	12.4	17	0	17
<b>CAREER</b>		<b>20</b>	<b>352</b>	<b>17.6</b>	<b>35</b>	<b>0</b>	<b>90</b>
<i>Bears Career</i>		14	244	17.4	35	0	37

#### POSTSEASON

	Year	Team	Rushing					Receiving					G-GS
			Rush	Yds	Avg	Lg	TD	Rec	Yds	Avg	Lg	TD	
	2000	Tampa Bay	0	0	-	-	0	0	0	-	-	0	1-0
	2001	Tampa Bay	0	0	-	-	0	0	0	-	-	0	0-0
	<b>Career</b>		<b>0</b>	<b>0</b>	<b>-</b>	<b>-</b>	<b>0</b>	<b>0</b>	<b>0</b>	<b>-</b>	<b>-</b>	<b>0</b>	<b>1-0</b>

#### RABIH ABDULLAH'S SEASON / CAREER / PLAYOFF HIGHS

	2003	Career	Playoff
Special Teams Tackles	3, two times	4, two times	None
Carries	3 at SEA (Oct. 19)	10 vs. DAL (Dec. 3, 2000)	None
Rushing Yards	8, two times	38 vs. DAL (Dec. 3, 2000)	None
Longest Rush	10 at GB (Dec. 7)	19 at CHI (Nov. 19, 2000)	None
Receptions	2, three times	2, four times	None
Receiving Yards	19 at KC (Dec. 28)	26 vs. PHI (Jan. 6, 2002)	None
Longest Reception	17 at KC (Dec. 28)	17 at KC (Dec. 28, 2003)	None
Kickoff Returns	1, five times	3 at BUF (Sept. 29, 2002)	None
KR Yards	17 vs. WASH (Dec. 21)	71 at BUF (Sept. 29, 2002)	None
Longest KR	17 vs. WASH (Dec. 21)	35 at BUF (Sept. 29, 2002)	None



## Jerry Azumah

**Cornerback**

**Ht: 5-10 Wt: 192**

**Born: September 1, 1977**

**College: New Hampshire**

**Bears season: 6 NFL Season: 6**

**Acquired: 5th round of the 1999 draft**

# 23

**PRO CAREER:** Two-year starter at CB for Chicago arrived as a 2-way weapon in 2003 by leading the NFL in kickoff return average and TDs, earning his first career Pro Bowl appearance and just the fourth ever for a Bears kickoff returner... Posted the highest single-season KR average for a Bear since 1975 earned him All-Pro honors from *Football Digest* (first-team) and *The Sporting News* as well as all-NFC from *Pro Football Weekly*... In his second season as Chicago's starting RCB, tied for team lead with career-high 4 INTs and ranked 2nd with 90 tackles while extending his games played streak to 55... Recorded career-high 92 tackles in 2002 in his first year as a starter... Scored his first NFL TD on an INT return in his first career post-season game... Entered the NFL as a standout collegiate RB, but immediately began the transition to CB... Teammates voted him the 1999 rookie recipient of the Brian Piccolo Award.

**CAREER TRANSACTIONS:** Entered NFL as a fifth-round selection (147th overall) by Chicago in the 1999 NFL Draft... Signed contract extension (8/22/01). **SIGNED through 2005.**

**2003 SEASON:** Named to first career Pro Bowl as a kickoff return specialist with an NFL-high KR average of 29.0 yards and TD returns of 89 and 88 yards while starting 13 games at CB and ranking 2nd on Bears with 90 tackles and a career-high 4 INTs... Compiled 1,191 KR yards - the fourth-highest single-season total in Bears history and the second-highest single-season average for a Bears kickoff returner with at least 25 returns... Led NFL with 14 KR of 30 or more yards while 28-of-41 returns went for 20 or more yards, helping Bears lead the NFL with an average drive starting position of Chicago's 33-yard line - the best single-season average in the NFL this decade - while leading the NFC (3rd in the NFL) with a team KR average of 23.8 yards per return... Moved to reserve CB role vs. OAK (10/5), but took over the KR role by making his debut with returns of 31 and 30 yards en route to a 25.2-yard average on 5 KR... Averaged 30.3 yards on 3 KR at NO (10/12) with a long of 46... Marked return to starting lineup vs. DET (10/26) with his first career KR for TD (89 yards to open 2nd half) and an INT with an 11-yard return while adding 10 tackles and 1 PD... Dashed 39 yards on lone KR while posting 7 tackles vs. SD (11/2)... Averaged 32.0 yards on 4 KR, including returns of 45 and 36 yards at DET (11/9)... Recorded INT and 2-yard return to go with 9 tackles (with 1 TFL and 1 sack) vs. STL (11/16) while adding returns of 31 and 38 yards with a 29.3-yard average on 3 returns... Averaged 38.7 yards on 3 KR (26, 51, 39) at DEN (11/23)... Recorded 6-yard INT return vs. ARIZ (11/30)... Ran 88 yards for second KR TD of season and had 37-yarder en route to 31.2-yard average at GB (12/7) while adding 7 tackles... Led Bears with career-high 13 tackles vs. MIN (12/14)... Led Bears with 10 tackles and 25-yard INT return at KC (12/28) while tying career-high with 6 KR for a 28.0-yard average and a long of 44... In his first career Pro Bowl (2/8/04), averaged 32.6 yards on 7 kickoffs to set a Pro Bowl record with 228 KR yards including a long of 60; added a 36-yard fumble return as a reserve DB. **GAMES PLAYED-STARTED: 16-13**

**PREVIOUS SEASONS: 2002 -** One of three Bears defenders to start all 16 games his first season as a starter, ranking 4th on team with career-high 92 tackles and 2nd with 8 PDs... Forced fumble and recorded season-high 12 tackles to lead secondary at BUF (9/29)... Recorded 7 tackles, with 1 sack, and 1 PD vs. GB (10/7) in *Monday Night Football* debut... Tallied 7 tackles at MIN (10/27) and vs. NE (11/10)... Recorded 7 tackles and 2 PDs at GB (12/1)... Notched 8 tackles, forced fumble and an 18-yard INT return at MIA (12/9) off Bobbie Howard lateral... Recorded 7 tackles and 1 PD vs. TB (12/29). **2001 -** Moved into prominent role in secondary playing 16 games while starting 5... Started in 'nickel' package at BALT (9/9), posting 2 tackles, 1 PD and fumble recovery; also gained 36 yards on his first 2 NFL kickoff returns... Posted 5 tackles vs. MIN (9/23) and a 17-yard kickoff return... Delivered 4 tackles and 1 PD at CIN (10/21)... Started at TB (11/18) and posted season-high 8 tackles and 1 PD... Equaled season-high with 8 tackles at MIN (11/25); added 2 special teams tackles and a 16-yard punt return after taking Leon Johnson lateral... Posted 3 tackles and 1 PD at WASH (12/23)... Notched 4 tackles at DET (12/30), including first 2 career sacks and a forced fumble; added 2 special teams tackles... Grabbed INT in 6-tackle performance vs. JAX (1/6/02), returning

# The Players

## Jerry Azumah • Cornerback

GSH

the pick 14 yards to setup a FG to close the first half... Gave Bears a 2nd-half lead in Divisional Playoff vs. PHI (1/19/02) by scoring on a 39-yard INT return off Donovan McNabb; added 2 tackles with 1 sack. 2000 - Continued development at DB, playing 14 games and starting the last 4... Posted first career INT at MIN (9/3) and forced a fumble... Left game at GB (10/1) with left rib cartilage sprain... Inactive vs. NO (10/8) and vs. IND (11/5) due to rib injury... Moved into starting lineup vs. GB (12/3) in place of injured Walt Harris... Posted season-high 8 tackles at DET (12/24). 1999 - His successful transition from collegiate RB to professional DB was exemplified by his teammates voting him as Chicago's rookie recipient of the Brian Piccolo Award... Played all 16 games, starting 2, playing primarily in nickel situations and on special teams... Recorded 17 tackles, all in the last 4 games, and ranked 4th on the Bears with 20 special teams tackles while also forcing a fumble... Made first NFL start at WASH (10/31)... Left game vs. DET (11/25) with minor concussion... Posted first 2 career defensive tackles vs. GB (12/5)... Totaled 6 tackles and 1 PD at STL (12/26)... Started vs. TB (1/2/00) in place of injured Walt Harris and notched season-high 7 tackles.

**COLLEGE:** Walter Payton Award recipient as the top player in NCAA Division I-AA football following his senior year at New Hampshire (1995-98) en route to setting the DI-AA career rushing record... Totaled 6,193 career rushing yards during his 4-year career and became the only player in DI-AA history to rush for over 1,000 yards 4 times... Also holds DI-AA record with 8,276 career all-purpose yards, including an 82-yard kickoff return TD... Had 2 career 300-yard games and 2 career 5-TD games... Unanimous All-America and all-Atlantic 10 Conference selection as senior while shattering conference and school season-records with 2,195 yards and 22 TDs on 343 carries... Majored in sociology.

**PERSONAL:** Led St. Peter Marian H.S. (Worcester, Mass.) to 3 state titles while rushing for 1,800 yards on 110 carries with 31 TDs his senior season... Lettered in basketball and track... Set school records in the long jump and 100-meter dash... An active participant in the team's community relations endeavors to benefit Chicagoland and inner-city youths... The youngest of 2 children of Theophilus K. (TK) and Bertha Azumah.

Azumah

### Jerry Azumah's Pro Stats

#### REGULAR SEASON

Year	Team	Int-Yds	Tkls-Solo	FF	FR	TFL	PD	Sack-Yds	STT	G-GS
1999	Chicago	0-0	17-14	0	0	0	1	0-0	20	16-2
2000	Chicago	1-2	28-20	1	0	1	6	0-0	5	14-4
2001	Chicago	1-14	56-38	1	1	0	6	2-10	11	16-5
2002	Chicago	0-18	92-73	2	0	2	8	1-10	0	16-16
2003	Chicago	4-44	90-65	0	0	2	6	1-6	4	16-13
<b>CAREER</b>		<b>6-78</b>	<b>283-210</b>	<b>4</b>	<b>1</b>	<b>5</b>	<b>27</b>	<b>4-26</b>	<b>40</b>	<b>78-40</b>

Year	Team	KR	Yds	Avg	Lg	TD	PR	FC	Yds	Avg	Lg	TD
1999	Chicago	0	0	-	-	0	0	0	0	-	-	0
2000	Chicago	0	0	-	-	0	0	0	0	-	-	0
2001	Chicago	4	65	16.3	23	0	0	0	16	-	16	0
2002	Chicago	0	0	-	-	0	0	0	0	-	-	0
2003	Chicago	41	1,191	29.0	89t	2	0	0	-	-	0	0
<b>CAREER</b>		<b>45</b>	<b>1,256</b>	<b>27.9</b>	<b>89t</b>	<b>2</b>	<b>0</b>	<b>0</b>	<b>16</b>	<b>-</b>	<b>16</b>	<b>0</b>

**ADDITIONAL STATS:** Touchdowns - 2: 89-yard kickoff return vs. DET (Oct. 26, 2003); 88-yard kickoff return at GB (Dec. 7, 2003).

#### POSTSEASON

Year	Team	Int-Yds	Tkls-Solo	FF	FR	TFL	PD	Sack-Yds	STT	G-GS
2001	Chicago	1-39t	2-0	0	0	0	1	1-6	0	1-0
<b>CAREER</b>		<b>1-39t</b>	<b>2-0</b>	<b>0</b>	<b>0</b>	<b>0</b>	<b>1</b>	<b>1-6</b>	<b>0</b>	<b>1-0</b>

**ADDITIONAL STATS:** Touchdowns - 1: 39-yard INT return vs. PHI (Jan. 19, 2002).

#### JERRY AZUMAH'S SEASON / CAREER / PLAYOFF HIGHS

	2003	Career	Playoff
Tackles	.13 vs. MIN (12/14)	.13 vs. MIN (12/14/03)	.2 vs. PHI (1/19/02)
Solos	.11 vs. MIN (12/14)	.11 vs. MIN (12/14/03)	None
Interceptions	.1, four times	.1, six times	.1 vs. PHI (1/19/02)
Longest INT Return	.25 at KC (12/28)	.25 at KC (12/28/03)	.39t vs. PHI (1/19/02)
Pass Defenses	.2 vs. SD (11/2)	.2, three times	.1 vs. PHI (1/19/02)
Kickoff Returns	.6, two times	.6, two times	None
KR Yards	.187 at GB (12/7)	.187 at GB (12/7/03)	None
Longest KR	.89t vs. DET (10/26)	.89t vs. DET (10/26/03)	None
Special Teams Tackles	.1, four times	.3, two times	None



## Marty Booker

**Wide Receiver**

**Ht: 6-0 Wt: 212**

**Born: July 31, 1976**

**College: Northeast Louisiana**

**Bears season: 6 NFL Season: 6**

**Acquired: 3rd round of the 1999 draft**

# 86

**PRO CAREER:** The 2002 Pro Bowler owns more receptions (315) in his first 5 seasons than any receiver in Bears history while compiling more receiving yards (3,684) during that span than all but 2 Chicago greats (Mike Ditka - 4,125; Harlon Hill - 3,889)... Ranks 5th all-time among Bears pass catchers in receptions - 1 behind Ditka for 4th and just the third WR in team history to catch 300 career passes - while ranking 6th in receiving yards... Established the team record for most consecutive games with at least 1 reception in the 2003 season-finale, his 58th consecutive game of catching a pass (9/24/00 - 12/28/03)... Tied for 7th in the NFL with 249 receptions and ranks 14th in the NFL with 2,975 receiving yards over the last 3 years... Has led Chicago in receptions, receiving yards, and TD catches each of the last 3 seasons, highlighted by leading the NFC over 2001-02 with 197 catches (5th in NFL) and ranking 12th in the NFL during that span with 2,260 receiving yards... Capped two-year surge in 2002 by earning his first career Pro Bowl berth, becoming the first Bears WR to earn all-star status since Dick Gordon in 1972, with 97 catches for a career-high 1,189 yards and team-leading 6 TD grabs... Established his place among the top WRs in Chicago history in 2001 with team-record and career-high 100 pass receptions to lead all Bears receivers in catches, yards (1,071) and TDs (8)... Ranked 3rd on Bears in 2000 with 47 receptions and 490 receiving yards while tying for 2nd with 2 receiving TDs... Rookie season was highlighted by seven-catch, 134-yard, 2-TD performance in first career start.

**CAREER TRANSACTIONS:** Entered NFL as a third-round selection (78th overall) by Chicago in the 1999 NFL Draft... Signed new contract (6/21/02). **SIGNED through 2008.**

**2003 SEASON:** Chicago's leading receiver for the third consecutive season with 52 catches for 715 yards and 4 TDs despite missing 3 games to injury... Also paced team with 10 grabs of 20 or more yards, including TDs of 61 and 59 yards, while leading team in catches in 10 games and in receiving yards in 8... Concluded season by breaking the franchise record for consecutive games with at least one reception by catching a pass in his 58th consecutive game in the season finale at Kansas City... Opened the season with a team-high 6 catches for 48 yards at SF (9/7)... Compiled 94 receiving yards (4 catches) with a 14-yard TD and catches of 48 and 28 yards vs. OAK (10/5)... Limited to one 11-yard catch at NO (10/12) due to sprained right ankle suffered in 1st qtr... Inactive Games 6-8 due to injury... Returned to starting lineup to tie for team-lead with 4 catches for 36 yards at DET (11/9)... Led Bears with 5 catches for 60 yards vs. STL (11/16)... Led Bears with 43 receiving yards on 4 catches at DEN (11/23)... Led Bears with 5 catches (44 yards) with a 2-yard TD vs. ARIZ (11/30)... Season-long 61-yard TD catch led to 7th-career 100-yard effort with season-high 115 yards on 5 catches at GB (12/7); tying Neal Anderson for 5th-place on franchise reception list with 302... Led team with 48 receiving yards and a game-long of 39 on 3 catches vs. MIN (12/14)... Led team with 4 catches for 80 yards with a 59-yard TD vs. WASH (12/21)... Team-high 6 catches for 92 yards, with grabs of 26 and 23 yards, at KC (12/28) set Bears record for consecutive games with at least 1 reception. **GAMES PLAYED-STARTED: 13-13**

**PREVIOUS SEASONS: 2002 -** Earned first career Pro Bowl berth while leading the Bears and tying for 6th in the NFL (3rd NFC) with 97 catches, second only to his 100 from the previous year in team history... Compiled the fourth-best season in terms of receiving yardage in Bears history with career-high 1,189 yards to rank 14th in the NFL (7th NFC)... Tied for 4th in NFL with 20 catches of 20 or more yards while finishing the year 7th in the NFC with 54 first-down catches and 6th in NFC with 24 third-down grabs... Opened season vs. MIN (9/8) by compiling the third-biggest receiving day in Bears history with a career-high 198 yards on 8 catches, including a 29-yard TD... Team-high 8 catches for 97 yards and 22-yard TD vs. NO (9/23)... Career-high 12 catches for 141 yards and four-yard TD vs. GB (10/7) ranks as the fourth-highest single-game reception total in Bears history... Lone reception at DET (10/20) was 14-yard TD... Tied team-high with 4 catches for 80 yards and 27-yard TD at MIN (10/27)... Team-high 65 yards on 4 catches vs. NE (11/10) and threw a 44-



# The Players

## Marty Booker • Wide Receiver

**GSH**

yard TD to Marcus Robinson... Team-high 7 catches for 65 yards at STL (11/18)... Team-high 10 catches for 157 yards vs. DET (11/24)... Caught 5 passes for 52 yards at GB (12/1) to top the 1,000-yard mark for the second straight year... Led Bears with 5 catches for 46 yards and six-yard TD at MIA (12/9)... Led Bears with 9 catches for 62 yards vs. NYJ (12/15)... Caught passes of 8 and 11 yards for NFC in Pro Bowl debut (2/2/03). **2001** - Broke Johnny Morris' single-season team reception record (93 in 1964) with a career-high 100 catches in his first season of starting all 16 games... Became the eighth receiver in Bears history to surpass 1,000 yards receiving in a season with 1,071... Led the Bears in receiving in 11 of 16 games en route to ranking 2nd in the NFC in catches (6th NFL), 9th in the NFC in receiving yards and tied for 9th in the NFC in scoring (among non-kickers)... Posted season-high 9 receptions in 5 games... Led team with 9 catches for 49 yards at BALT (9/9)... Team-high 9 catches for 95 yards vs. MIN (9/23) and scored game-tying, 4th-qr. TD... Threw 34-yard TD to Marcus Robinson before catching a 63-yard TD at ATL (10/7)... Caught 6 passes for 76 yards and a 13-yard TD at CIN (10/21)... Led Bears with 9 catches for 67 yards vs. SF (10/28) with a long play of 30... Caught 4th-qr. TD vs. CLE (11/4) among team-high 7 catches for 85 yards... Led team with 8 catches for 81 yards vs. GB (11/11)... Hauled in season-high 165 yards and 3 TDs on 7 catches at TB (11/18)... Led team with 9 receptions for team-high 74 yards vs. DET (12/2)... Tied for team-high with 3 catches for 19 yards, including two-yard TD, vs. TB (12/16)... Team-high 7 receptions for game-high 74 yards at WASH (12/23)... Broke Bears all-time single-season reception record with team-high 9 catches for 115 yards at DET (12/30)... Reached the 100-catch plateau for season vs. JAX (1/6/02) with a team-high 6 catches for 37 yards... Caught 2 passes for 18 yards in Divisional Playoff vs. PHI (1/19/02). **2000** - Established himself as an every-down receiver with 47 receptions and 490 receiving yards in 15 games played with 7 starts... Ranked 2nd on team with 10.4 yards per reception among Bears receivers who amassed 10 or more catches... Caught 6 passes for 59 yards at MIN (9/3)... Injured left shoulder at TB (9/10) in first start of season... Inactive vs. NYG (9/17) due to injury... Began team-record 58-game reception streak vs. DET (9/24) with team-high 5 catches for 56 yards... Led team with 5 catches for 45 yards and a six-yard TD at NYJ (11/26)... Only catch vs. GB (12/3) was a season-long 41-yard gain... Paced team at SF (12/17) with 5 receptions for 47 yards... Led team in receiving for fourth time in 2000 with season-high 7 catches, including go-ahead 27-yard TD catch, for 79 yards at DET (12/24). **1999** - Totaled 19 receptions for 219 yards and 3 TDs while starting 4-of-9 games played as a rookie... Inactive through first 5 games of season before recording a catch in each of the last 7 contests... Activated vs. PHI (10/17) after injury to Curtis Conway... Made NFL debut at TB (10/24)... Named team's third QB at GB (11/7) after injury to Shane Matthews and nearly became Bears' fourth QB of the season after injury to Cade McNown, but Jim Miller was able to finish the contest... Started his first NFL game vs. MIN (11/14), caught a screen pass for his first career reception and raced 57 yards for a TD to fuel a 134-yard afternoon with 2 TDs on 7 catches; became Chicago's first rookie wideout since Willie Gault (1983) to record a 100-yard game while combining with Marcus Robinson (7-148) to become 15th receiving tandem in team history to record 100-yard efforts in same game... Recorded first rushing attempt at SD (11/21), going 8 yards on a reverse... Caught 3 passes for 33 yards and a 23-yard TD at DET (11/25) on Thanksgiving Day... Tallied 4 receptions for 29 yards vs. TB (1/2/00).

**COLLEGE:** Finished Northeast Louisiana (1994-98) career ranked 2nd in school history with 178 receptions and 2,784 yards... Three-year starter scored 23 TDs and averaged 15.6 yards per catch... All-Independent first-team selection as a senior with 75 catches for 1,168 yards and 11 TDs, averaging 106.2 yards per game... Had season-high 10 catches for 194 yards and 2 TDs vs. Nicholls State... Appeared in 9 games as junior, catching 44 passes for 621 yards and 5 TDs... Caught 9 passes for 159 yards and 2 TDs vs. Central Florida... As a sophomore, earned second-team all-Independent honors as a first-year starter averaging 16.8 yards on 51 catches... Career-high 218 yards on 10 catches and 2 TDs vs. Central Florida; fourth-best single-game receiving yardage total in school history... Played every game as a redshirt freshman, catching 8 passes for 140 yards... Majored in general studies.

**PERSONAL:** Standout QB at Jonesboro-Hodge (LA) H.S. who threw for 1,418 yards and 16 TDs as a senior... Also excelled in track, finishing third in the state long jump finals... Named 2002 Bear-of-the-Year by the Chicago chapter of the March of Dimes.

Booker

# The Players

## Marty Booker • Wide Receiver

### Marty Booker's Pro Stats

#### REGULAR SEASON

Year	Team	Receiving					Rushing					G-GS
		Rec	Yds	Avg	Lg	TD	Rush	Yds	Avg	Lg	TD	
1999	Chicago	19	219	11.5	57t	3	1	8	8.0	8	0	9-4
2000	Chicago	47	490	10.4	41	2	2	-1	-0.5	5	0	15-7
2001	Chicago	100	1,071	10.7	66t	8	4	8	2.0	13	0	16-16
2002	Chicago	97	1,189	12.2	54	6	0	0	-	-	0	16-16
2003	Chicago	52	715	13.8	61t	4	3	-7	-2.3	1	0	13-13
<b>CAREER</b>		<b>315</b>	<b>3,684</b>	<b>11.7</b>	<b>66t</b>	<b>23</b>	<b>10</b>	<b>8</b>	<b>0.8</b>	<b>13</b>	<b>0</b>	<b>69-56</b>

ADDITIONAL STATS: Passing - 2-of-7, 78 yards, 2 TD; 2001 (1-of-2, 34-yard TD); 2002 (1-of-5, 44-yard TD).

#### POSTSEASON

Year	Team	Receiving					Rushing					G-GS
		Rec	Yds	Avg	Lg	TD	Rush	Yds	Avg	Lg	TD	
2001	Chicago	2	18	9.0	14	0	0	0	-	-	0	1-1
<b>CAREER</b>		<b>2</b>	<b>18</b>	<b>9.0</b>	<b>14</b>	<b>0</b>	<b>0</b>	<b>0</b>	<b>-</b>	<b>-</b>	<b>0</b>	<b>1-1</b>

#### MARTY BOOKER'S SEASON / CAREER / PLAYOFF HIGHS

	2003	Career	Playoff
Receptions	6, two times	12 vs. GB (10/7/02)	2 vs. PHI (1/19/02)
Receiving Yards	115 at GB (12/7)	198 vs. MIN (9/8/02)	18 vs. PHI (1/19/02)
Receiving TDs	1, four times	3 at TB (11/18/01)	None
Longest Reception	61t at GB (12/7)	66t at TB (11/18/01)	14 vs. PHI (1/19/02)

#### MARTY BOOKER GAME-BY-GAME RECEIVING

25-31 Regular Season Record as a Starter (0-1 Postseason)

##### 1999 CHICAGO BEARS

Date	W/L	Opp.	Rec	Yards	Avg.	Long	TD
9/12	W	KC	Inactive				
9/19	L	SEA	Inactive				
9/26	L	at OAK	Inactive				
10/3	W	NO	Inactive				
10/10	W	at MIN	Inactive				
10/17	L	PHI	Did Not Play				
10/24	L	at TB	0	0	0.0	-	0
10/31	L	at WASH	0	0	0.0	-	0
11/7	W	at GB	Inactive - 3rd QB				
11/14*	L	MIN	7	134	19.1	57t	2
11/21	W	at SD	1	3	3.0	3	0
11/25*	L	at DET	3	33	11.0	23t	1
12/5	L	GB	1	4	4.0	4	0
12/19*	W	DET	2	8	4.0	5	0
12/26*	L	at STL	1	8	8.0	8	0
1/2	L	TB	4	29	7.3	14	0
<b>Totals</b>	<b>1-3</b>		<b>19</b>	<b>219</b>	<b>11.5</b>	<b>57t</b>	<b>3</b>

##### 2000 CHICAGO BEARS

Date	W/L	Opp.	Rec	Yards	Avg.	Long	TD
9/3	L	at MIN	6	59	9.8	12	0
9/10*	L	at TB	0	0	0.0	-	0
9/17	L	NYG	Inactive				
9/24*	L	DET	5	56	11.2	25	0
10/1	W	at GB	2	15	7.5	8	0
10/8	L	NO	3	44	14.7	20	0
10/15	L	MIN	2	32	16.0	24	0
10/22	L	at PHI	3	13	4.3	6	0
11/5	W	IND	1	11	11.0	11	0
11/12*	L	at BUF	4	17	4.3	11	0
11/19	W	TB	1	7	7.0	7	0
11/26	L	at NYJ	5	45	9.0	13	1
12/3*	L	GB	1	41	41.0	41	0
12/10*	W	NE	2	24	12.0	15	0
12/17*	L	at SF	5	47	9.4	13	0
12/24*	W	at DET	7	79	11.3	27	1
<b>Totals</b>	<b>2-5</b>		<b>47</b>	<b>490</b>	<b>10.4</b>	<b>41</b>	<b>2</b>

## 2004 OFFSEASON TRANSACTIONS

- Jan. 15 ... Hire Lovie Smith as head coach
- Jan. 20 ... Hire Bob Babich as linebackers coach and Pete Hoener as offensive line coach  
Sign LB Jerry Schumacher to Reserve/Futures list
- Jan. 21 ... Hire Terry Shea as offensive coordinator
- Jan. 23 ... Hire Ron Rivera as defensive coordinator, Mike Bajakian as offensive quality control coach, and Lloyd Lee as defensive quality control coach
- Jan. 24 ... Hire Dave Toub as special teams coordinator
- Jan. 27 ... Hire Tim Spencer as running backs coach
- Jan. 29 ... Hire Torrian Gray as asst. defensive backs coach
- Feb. 3 ... Hire Harold Goodwin as asst. offensive line coach
- Feb. 6 ... Hire Darryl Drake as wide receivers coach and Retain Vance Bedford as defensive backs coach and Charlie Coiner as asst. special teams coach
- Feb. 9 ... Hire Wade Wilson as quarterbacks coach
- Feb. 10 ... Hire Karl Dunbar as defensive line coach
- Feb. 11 ... Hire Rob Boras as tight ends coach

# The Players

## Marty Booker • Wide Receiver

**GSH**
**2001 CHICAGO BEARS**

Date	W/L	Opp.	Rec	Yards	Avg.	Long	TD
9/9*	L	at BALT	9	49	5.4	12	0
9/23*	W	MIN	9	95	10.6	22	1
10/7*	W	at ATL	1	63	63.0	63t	1
10/14*	W	ARIZ	5	48	9.6	25	0
10/21*	W	at CIN	6	76	12.7	21	1
10/28*	W	SF	9	67	7.4	30	0
11/4*	W	CLE	7	85	12.1	16	1
11/11*	L	at GB	8	81	10.1	25	0
11/18*	W	at TB	7	165	23.6	66t	3
11/25*	W	at MIN	3	9	3.0	7	0
12/2*	W	DET	9	74	8.2	17	0
12/9*	L	at GB	2	14	7.0	10	0
12/16*	W	TB	3	19	6.3	11	1
12/23*	W	at WASH	7	74	10.6	16	0
12/30*	W	at DET	9	115	12.8	44	0
1/6*	W	JAX	6	37	6.2	17	0
<b>Totals</b>	<b>13-3</b>		<b>100</b>	<b>1,071</b>	<b>10.7</b>	<b>66t</b>	<b>8</b>

**POSTSEASON**

1/19*	L	PHI	2	18	9.0	14	0
<b>Totals</b>	<b>0-1</b>		<b>2</b>	<b>18</b>	<b>9.0</b>	<b>14</b>	<b>0</b>

**2002 CHICAGO BEARS**

Date	W/L	Opp.	Rec	Yards	Avg.	Long	TD
9/8*	W	MIN	8	198	24.8	54	1
9/15*	W	at ATL	5	48	9.6	17	0
9/22*	L	NO	8	97	12.1	22t	1
9/29*	L	at BUF	4	82	20.5	33	0
10/7*	L	GB	12	141	11.8	31	1
10/20*	L	at DET	1	14	14.0	14t	1
10/27*	L	at MIN	4	80	20.0	40	1

11/3*	L	PHI	5	37	7.4	19	0
11/10*	L	NE	4	65	16.3	27	0
11/18*	L	at STL	7	65	9.3	24	0
11/24*	W	DET	10	157	15.7	40	0
12/1*	L	at GB	6	52	8.7	21	0
12/9*	L	at MIA	5	46	9.2	26	1
12/15*	W	NYJ	9	62	6.9	12	0
12/22*	L	at CAR	5	20	4.0	7	0
12/29*	L	TB	4	25	6.3	8	0
<b>Totals</b>	<b>4-12</b>		<b>97</b>	<b>1,189</b>	<b>12.3</b>	<b>54</b>	<b>6</b>

**2003 CHICAGO BEARS**

Date	W/L	Opp.	Rec	Yards	Avg.	Long	TD
9/7*	L	at SF	6	48	8.0	11	0
9/14*	L	at MIN	2	10	5.0	8	0
9/29*	L	GB	3	34	11.3	18	0
10/5*	W	OAK	4	94	23.5	48	1
10/12*	L	at NO	1	11	11.0	11	0
10/19	L	at SEA	Inactive				
10/26	W	DET	Inactive				
11/2	W	SD	Inactive				
11/9*	L	at DET	4	36	9.0	23	0
11/16*	L	STL	5	60	12.0	24	0
11/23*	W	at DEN	4	43	10.8	14	0
11/30*	W	ARIZ	5	44	8.8	14	1
12/7*	L	at GB	5	115	23.0	61t	1
12/14*	W	MIN	3	48	16.0	39	0
12/21*	W	WASH	4	80	20.0	59t	1
12/28*	L	at KC	6	92	15.3	26	0
<b>Totals</b>	<b>5-8</b>		<b>52</b>	<b>715</b>	<b>13.8</b>	<b>61t</b>	<b>4</b>

\* Denotes Game Started

**2004 Offseason Transactions (Continued)**

- Feb. 18 ... Allocate P-Brooks Barnard (Rhein), WR-Aaron Boone (Berlin), WR-Andre Forde (Amsterdam), DT-Israel Idonije (Berlin), LB-Marcus Reese (Cologne), LB-Jerry Schumacher (Amsterdam), DE-Cliff Washburn (Amsterdam)
- Feb. 19 ... Sign WR-Jamin Elliott
- Feb. 24 ... Sign WR-Jimmy Fryzel
- March 3 ... Tender offers to OL-Mike Gandy, DE-Joe Tafoya, OL-Steve Edwards, and WR-Ahmad Merritt; Waived DE-Phillip Daniels and QB-Kordell Stewart  
Re-sign FB-Stanley Pritchett to a 1-year contract; Waived LB-Warrick Holdman
- March 4 ... Sign RB-Thomas Jones and QB-Ionathan Quinn
- March 5 ... Offer sheet signed by T-John Tait
- March 9 ... Sign DB-Todd McMillon and WR-Ahmad Merritt
- March 12 ... Sign T-John Tait and K-Joe O'Donnell
- March 17 ... Sign T/G-Steve Edwards
- March 19 ... Sign G/T-Mike Gandy
- March 25 ... Sign G-Michael Keathley
- March 26 ... Sign QB-Zak Kustok, DT-Dan Rumishek, and LB-Jack Golden
- March 29 ... Trade sixth-round draft choice to Washington for FB-Bryan Johnson
- April 2 ... Sign G-Ruben Brown to 3-year contract
- April 19 ... Re-Sign DE-Joe Tafoya
- April 24 ... Draft DT-Tommie Harris (1st), DT-Tank Johnson (2nd), WR-Bernard Berrian (3rd)
- April 25 ... Draft CB-Nathan Vasher (4th), LB-Leon Joe (4th), DE-Claude Harriott (5th), QB-Craig Krenzel (5th), CB-Alfonso Marshall (7th)
- April 26 ... Sign undrafted free agents OT-Rob Droege, OT-Sam Aiello, LB-Jeremy Cain, DE-Alain Kashama, S-Derrick Ballard, CB-Josh Minkins
- April 27 ... Assign undrafted free agent DT-Darrell Campbell to Reserve/Non-Football Injury list
- May 1 ... Sign undrafted free agents LS-Brian Pare and S-Virgil Williams
- May 3 ... Sign undrafted free agent QB-Ryan Dinwiddie and Waived QB-Zak Kustok
- May 5 ... Waived FB-Stanley Pritchett
- June 1 ... Claimed LB-Lewis Moore off waivers

Booker



## Alfonso Boone

### Defensive Tackle

Ht: 6-4 Wt: 318

Born: January 11, 1976

College: Mt. San Antonio JC

Bears season: 4 NFL Season: 4

Acquired: Waived free agent in 2000 (Det)

# 70

**PRO CAREER:** Stands as Chicago's lone defensive lineman to participate in every game over the last 2 seasons, providing depth at both D-tackle positions while making 11 starts during that time... Has filled that role for the Bears over the last 3 campaigns, increasing his tackle totals each year... Ranked 4th among the team's D-linemen with a career-high 39 tackles in 2003 while starting a career-high 6 games... Made NFL debut with 11 games played with the Bears in 2001... Closed rookie season as an inactive for the Bears after spending most of the year on Detroit's practice squad... Drafted by Detroit with the second-to-last pick of the 2000 NFL Draft, 1 pick before Bears teammate Mike Green was chosen as 'Mr. Irrelevant' with the final pick.

**CAREER TRANSACTIONS:** Entered NFL as a seventh-round selection (253rd overall) by Detroit in the 2000 NFL Draft... Signed contract with the Lions (7/16/00)... Released (8/27/00) and placed on practice squad (8/29/00)... Claimed off Detroit's practice squad and placed on Chicago's roster (11/21/00). **SIGNED through 2006.**

**2003 SEASON:** Took hold of a spot in Chicago's d-line rotation and special teams for all 16 games while filling in as a starter at LDT in 6 contests... Started Games 4-8 and 15... Posted 5 tackles at SF (9/7)... Registered season-high 6 tackles vs. OAK (10/5) in his first start of season for injured Keith Traylor; deflected pass intercepted by Alex Brown... Recorded 2 tackles, with 1 TFL, and 1 PD in start at NO (10/12)... Started at SEA (10/19) and recorded 4 tackles... Led d-line with 4 tackles in start vs. DET (10/26)... Started fifth straight game at DT vs. SD (11/2), posting 2 tackles... Posted 3 tackles with 1 TFL at DET (11/9)... Recorded 3 tackles with 1 sack vs. STL (11/16)... Posted 5 tackles at DEN (11/23)... Recorded 2 solo tackles at GB (12/7)... Started at DT for injured Traylor vs. WASH (12/21) and posted 1 tackle and 1 PD. **GAMES PLAYED-STARTED: 16-6**

**PREVIOUS SEASONS: 2002 -** Provided valuable depth for the Bears at both defensive tackle spots with 28 tackles, playing in all 16 games for the first time in his career and making the first 5 starts of his NFL career... Started Games 3-6 at LDT for injured Ted Washington and Game 16 at RDT for injured Keith Traylor... Entered game for Washington at ATL (9/15) and recorded 4 tackles and forced a fumble... First career start came vs. NO (9/23); assisted on 1 tackle... Recovered fumble and recorded 2 tackles in start at DET (10/20)... Led d-line with 5 tackles, including 2 TFLs, at MIN (10/27)... Recorded 3 tackles, with 1 TFL, and 1 PD vs. NE (11/10)... Recorded 3 tackles at MIA (12/9) on *Monday Night Football*... Started at RDT for Traylor vs. TB (12/29), recording 5 tackles with career-high 1.5 sacks. **2001 -** Gained first NFL game experience while playing in 11 of Chicago's final 12 contests, plus the playoff game, as a reserve d-tackle and special teamer... Inactive Games 1-4 and 12... Registered tackles in each of the last 5 games, including 2 sacks... Recorded 1 tackle in NFL debut at CIN (10/21)... Delivered 2 tackles vs. SF (10/28)... Gained 6 yards after recovering fumble vs. TB (12/16); assisted on 2 tackles... Assisted on 2 tackles at WASH (12/23)... First career sack came at DET (12/30) among 2 tackles... Registered 1 sack vs. JAX (1/6/02)... Posted 2 tackles in Divisional Playoff vs. PHI (1/19/02). **2000 -** Spent first 11 weeks of his rookie season on Detroit's practice squad before being claimed by the Bears and placed on the active roster... Inactive for Chicago's final 5 games.

**COLLEGE:** College playing experience consisted of 2 years at Mt. San Antonio J.C. (Walnut, Calif.)... Named 1999 Mission Conference Defensive Player-of-the-Year as a sophomore... Also earned first team J.C. Grid Wire All-America and first-team all-Mission Conference honors in 1999... Started and played all 10 games, forcing 5 fumbles and recovering 4 others... Earned all-Mission Conference honors as a freshman in 1998, recording 15 sacks and 15 TFLs... Originally enrolled at Central State (Ohio) in 1995, but was forced to leave when the school dropped football... Spent time

# The Players

## Alfonso Boone • Defensive Tackle

**GSH**

working in Lansing, Mich., following departure from Central State (Ohio)... Brief time at Central St. began his 5-year college eligibility clock, which forced him to enter the 2000 NFL Draft.

**PERSONAL:** Graduate of Arthur Hill H.S. in Saginaw, Mich... Highlighted his 2003 community involvement by handing out turkeys with the rest of the Bears defensive linemen at a pre-Christmas turkey giveaway for Chicagoland families in need.

### Alfonso Boone's Pro Stats

#### REGULAR SEASON

Year	Team	Int-Yds	Tkls-Solo	FF	FR	TFL	PD	Sack-Yds	STT	G-GS
2001	Chicago	0-0	11-2	0	1	0	0	2-17	0	11-0
2002	Chicago	0-0	28-22	1	1	3	1	1.5-5	0	16-5
2003	Chicago	0-0	39-30	0	0	2	3	1-8	0	16-6
<b>CAREER</b>		<b>0-0</b>	<b>78-54</b>	<b>1</b>	<b>2</b>	<b>5</b>	<b>4</b>	<b>4.5-30</b>	<b>0</b>	<b>43-11</b>

STT-Special Teams Tackles

#### POSTSEASON

Year	Team	Int-Yds	Tkls-Solo	FF	FR	TFL	PD	Sack-Yds	STT	G-GS
2001	Chicago	0-0	2-1	0	0	0	0	0-0	0	1-0
<b>CAREER</b>		<b>0-0</b>	<b>2-1</b>	<b>0</b>	<b>0</b>	<b>0</b>	<b>0</b>	<b>0-0</b>	<b>0</b>	<b>1-0</b>

STT-Special Teams Tackles

#### ALFONSO BOONE'S SEASON / CAREER / PLAYOFF HIGHS

	2003	Career	Playoff
Tackles	.6 vs. OAK (10/5)	.6 vs. OAK (10/5/03)	.2 vs. PHI (1/19/02)
Solos	.5 vs. OAK (10/5)	.5 vs. OAK (10/5/03)	.1 vs. PHI (1/19/02)
Sacks	.1 vs. STL (11/16)	.15 vs. TB (12/29/02)	None
Tackles For Loss	.1, two times	.2 at MIN (10/27/02)	None
Pass Defenses	.1, three times	.1, four times	None

## RECORDS ON ARTIFICIAL TURF

Since their first game on artificial turf on Sept. 19, 1971, the Bears have compiled a 133-126-1 record on turf (including playoffs). The franchise has played on turf in 22 stadiums — including Soldier Field, which had artificial grass from 1971 through the 1987 season. Last year, the Bears went 0-3 on turf, dropping road decisions to Minnesota, New Orleans and Detroit.

Atlanta	*Georgia Dome	2-1	
Buffalo	Ralph Wilson Stadium	1-4	
Champaign	Memorial Stadium	3-5	
Chicago	Soldier Field (1971-87)	76-50-1	(4-3 in playoffs)
Cincinnati	Cinergy Field (Riverfront)	1-1	
Dallas	Texas Stadium	2-5	(0-1 in playoffs)
Detroit	*Silverdome	11-15	
	*Ford Field	0-2	
Houston	*Astrodome	1-2	
Indianapolis	*RCA Dome	2-0	
Kansas City	Arrowhead Stadium	2-2	
Minnesota	*H.H.H. Metrodome	9-13	(1-0 in playoffs)
New England	Foxboro Stadium	0-1	
New Orleans	*SuperDome	3-5	(1-0, Super Bowl)
NY Giants	Giants Stadium	2-1	
NY Jets	Giants Stadium	2-0	
Philadelphia	Veterans Stadium	4-3	(0-1 in playoffs)
Pittsburgh	Three Rivers Stadium	1-3	
San Francisco	3-Com Candlestick Park	1-3	
Seattle	*Kingdome	1-2	
St. Louis	Busch Stadium	1-2	
St. Louis	*Trans World Dome	1-1	
	*Edward Jones Dome	0-1	
Tennessee	Vanderbilt Stadium	1-0	
<b>Total</b>		<b>127-118-1</b>	<b>(6-5 in playoffs)</b>

\* Indicates "domed" stadium, which does not include a 12/18/32 game in Chicago Stadium played on grass (dirt) brought into the stadium. Bears dome record is 30-42, including 2-0 in the playoffs.

Boone



## Lance Briggs

### Linebacker

**Ht:** 6-1 **Wt:** 238

**Born:** November 12, 1980

**College:** Arizona

**Bears season:** 2 **NFL Season:** 2

**Acquired:** 3rd round of the 2003 draft

# 55

**PRO CAREER:** Seized Chicago's starting strong-side LB position early in his rookie season en route to starting 13 of 16 games played and finishing the season as one of the team's top-5 tacklers... Scored Bears only defensive TD of the season with an INT return for TD at GB (12/7/03)... Combined with CB Charles Tillman to mark the first time Chicago rookies recorded an INT in the same season since LB Brian Urlacher and S Mike Brown in 2000... Led the Bears in tackles in consecutive games to become the team's first player other than Urlacher to do so since 2001.

**CAREER TRANSACTIONS:** Entered NFL as a third-round selection (68th overall) by Chicago in the 2003 NFL Draft... Signed contract with Bears (7/25/03). **SIGNED through 2006.**

**2003 SEASON:** Played all 16 games as a rookie for Chicago, becoming a starter at SLB in the fourth game and maintaining a high level of play while starting the final 13 contests, tying for 4th on the team with 81 tackles... Added an INT return for a TD, a fumble recovery, 5 PDs and 4 TFLs... Made NFL debut at SF (9/7), participating on special teams and in late reserve LB duty... Recorded first NFL tackle at MIN (9/14)... First NFL start came vs. OAK (10/5), posting 1 tackle... Registered 4 tackles and 1 PD at NO (10/12)... Notched 7 tackles at SEA (10/19)... Posted 8 tackles vs. DET (10/26)... Led team with 10 tackles vs. SD (11/2)... Led Bears in tackles with season-high 12, including 1 TFL, at DET (11/9)... Recorded 4 tackles vs. STL (11/16)... Posted 6 tackles and 1 PD at DEN (11/23)... Tied 7 tackles vs. ARIZ (11/30)... Returned 1st career INT for 45-yard TD at GB (12/7) and added 9 tackles, with 2 TFLs, and 1 PD... Posted 5 tackles, including 1 TFL, vs. MIN (12/14). **GAMES PLAYED-STARTED: 16-13**

**COLLEGE:** Three-time first-team all-Pac-10 conference selection at LB after beginning four-year career at Arizona (1999-2002) at FB, switching positions following his freshman season... Closed out his career with 308 tackles (205 solos), 10.5 sacks, 36 TFLs, 3 INTs, 10 PDs, 5 forced fumbles and 4 fumble recoveries in 33 games at SLB... Majored in sociology.

**PERSONAL:** Three-year letterman at Elk Grove H.S. in Sacramento, CA as a LB, RB, safety, kickoff and punt returner and place-kicker... Named *Sacramento Bee* Player-of-the-Year as a senior with 100 tackles, including 5 sacks... Rushed 26 times for 315 yards and 6 TDs as a FB in school's sectional championship win; had 1,574 yards on 139 carries overall... Born Lance Marell Briggs to Raymond and Brenda Briggs... Sister, Tranae, played volleyball at Sacramento State, South Florida and Florida State... Cousin, Tamika Dennis, played volleyball at Arizona.

### Lance Briggs' Pro Stats

#### REGULAR SEASON

Year	Team	Int-Yds	Tkls-Solo	FF	FR	TFL	PD	Sack-Yds	STT	G-GS
2003	Chicago	1-45t	81-62	0	0	5	4	0-0	2	16-13
<b>CAREER</b>		<b>1-45t</b>	<b>81-62</b>	<b>0</b>	<b>0</b>	<b>5</b>	<b>4</b>	<b>0-0</b>	<b>2</b>	<b>16-13</b>

**ADDITIONAL STATS:** Touchdowns - 1: 45-yard INT return at GB (Dec. 7, 2003).

STT-Special Teams Tackles

#### LANCE BRIGGS' SEASON / CAREER / PLAYOFF HIGHS

	2003	Career	Playoff
<b>Tackles</b>	12 at DET (11/9)	Same as 2003	None
<b>Solos</b>	11 at DET (11/9)	Same as 2003	None
<b>Tackles For Loss</b>	2 at GB (12/7)	Same as 2003	None
<b>Interceptions</b>	1 at GB (12/7)	Same as 2003	None
<b>Longest INT Return</b>	45t at GB (12/7)	Same as 2003	None
<b>Pass Defenses</b>	1, four times	Same as 2003	None



## Alex Brown

**Defensive End**

**Ht: 6-3 Wt: 262**

**Born: June 4, 1979**

**College: Florida**

**Bears season: 3 NFL Season: 3**

**Acquired: 4th round of the 2002 draft**

# 96

**PRO CAREER:** Ranks as the leader among current Bears with 8 sacks over the last 2 seasons, his first 2 in the NFL... Established himself as a starting defensive end in 2003 by pacing the team with a career-high sack total while starting all 16 games at RDE... Led the D-line with a career-high 79 tackles to rank 6th overall on the team... Paced all NFC rookies in 2002 by being involved in 6 turnovers (3 forced and 3 recovered fumbles) while tying teammate Bryan Knight for 4th in the NFL in fumble recoveries, the most for a Bears rookie since Tony McGee recovered that many in 1971.

**CAREER TRANSACTIONS:** Entered NFL as a fourth-round selection (104th overall) by Chicago in the 2002 NFL Draft. **SIGNED through 2004.**

**2003 SEASON:** In first season as a full-time starter, led the Bears with a career-high 5.5 sacks while pacing the d-line with a career-high 79 tackles, 61 solos, and 6 TFLs while forcing 2 fumbles and recovering another... Recorded sacks in consecutive games for the first time in his career and intercepted his first career pass... Led d-line with 9 tackles at SF (9/7)... Led d-line with 8 tackles at MIN (9/14), including a forced fumble on his first sack of the year; added another half sack... Led d-line with 5 tackles vs. GB (9/29); 1 PD... Picked off INT off a PD from Alfonso Boone vs. OAK (10/5); added 4 tackles... Led d-line with 6 tackles at NO (10/12)... Recorded 4 tackles at SEA (10/19)... Recorded 3 tackles, with 1 TFL, vs. SD (11/2)... Tied for team-lead with career-high 12 tackles, including 10 solos with 1 sack and 3 TFLs, at DET (11/9); added 1 forced fumble and 1 PD... Posted 1 sack and 1 TFL among 5 tackles vs. STL (11/16)... Registered 3 tackles and recovered fumble vs. ARIZ (11/30)... Posted 4 tackles at GB (12/7)... Recorded career-high 2 sacks en route to 6 tackles vs. MIN (12/14). **GAMES PLAYED-STARTED: 16-16**

**PREVIOUS SEASON: 2002** - Made immediate impact on Chicago's defensive line as a rookie, displaying a nose for the ball while appearing in the final 15 games and starting 9 of the last 10 at RDE... Tied teammate Bryan Knight for 4th among all NFL defenders with 3 fumble recoveries, tied for team lead with 3 forced fumbles and 5th on Bears with 2.5 sacks... Also totaled 49 tackles (32 solos) and 3 PDs while contributing on special teams coverage... Inactive vs. MIN (9/8)... Made NFL debut at ATL (9/15); posting 1 PD... Recorded first 3 NFL tackles at BUF (9/29)... Started first NFL game at RE at MIN (10/27), recording 4 tackles and forcing first career fumble... Recorded season-high 9 tackles vs. PHI (11/3)... Forced 2 fumbles and recorded season-high 1.5 sacks among 4 tackles vs. NE (11/10)... Recovered fumble and posted 4 tackles at STL (11/18) on *Monday Night Football*... Recorded 7 tackles and fumble recovery at GB (12/1)... Registered 1 sack and 2 TFLs on *MNF* at MIA (12/9)... Recorded 3 tackles and 1 PD vs. NYJ (12/15)... Start at CAR (12/22) was last of season and ninth consecutive; posted fumble recovery and 8 tackles.

**COLLEGE:** Selected as an All-American, first-team all-SEC and Lombardi Award semifinalist (finalist as a senior) each of the final 3 seasons of his 4-year Florida career (1998-2001)... Established school record with 33 career sacks, including single-season UF-best 13 as a senior, while starting 31-of-46 regular season games played... Totaled 161 tackles with 47 total stops behind the line of scrimmage (sixth-best total in school history)... First-team All-American selection by the Walter Camp Foundation, National Sports Bureau, *Football News* and the Football Writers Association... Finalist for the Lombardi and Nagurski Awards... Associated Press SEC Defensive Player-of-the-Year... Started every game at RDE, recording 50 tackles with 10.5 sacks, 14 TFLs and 4 Pds, while forcing a fumble and blocking 3 kicks... Second-team All-American choice by the Walter Camp Football Foundation and ABC Sports... One of UF's 5 captains in 2000... Started 11-of-12 regular season games, recording 56 tackles with 7.5 sacks and 12 TFLs... In first season at D-end, garnered first-team All-American honors by *Football News* and the Walter Camp Football Foundation... Started at the rush end position in 9-of-12 games, making 45 tackles with 13 sacks, 18 TFLs, 2 INTs, and 5

# The Players

## Alex Brown • Defensive End

forced fumbles... Saw action at SLB in all 11 regular season games as a true freshman, backing up Jevon Kearse, and recording 10 tackles with 2 sacks and 3 TFLs... Majored in recreation program delivery.

**PERSONAL:** One of the nation's elite prep LBs coming out of Hamilton County (White Springs, Fla.) H.S. in 1996, concluding his prep career with a first-team all-state (3A) selection and district MVP on defense and offense... As a senior, credited with 117 tackles at LB while rushing for 767 yards with 18 TDs and passing for 863 yards with 6 TDs at QB... Earned high school All-America honors from several recruiting publications while being tabbed as the nation's top LB by one and among the 20 players overall by another... Also selected as district MVP in basketball and was the state 3A champion in the discus in 1996... Highlighted his 2003 community involvement by handing out turkeys with the rest of the Bears defensive linemen at a pre-Christmas turkey giveaway for Chicagoland families in need... Son of Essie and James Brown... He and wife, Karimar, have 1 son, Antonio.

### Alex Brown's Pro Stats

#### REGULAR SEASON

Year	Team	Int-Yds	Tkls-Solo	FF	FR	TFL	PD	Sack-Yds	STT	G-GS
2002	Chicago	0-0	49-32	3	3	3	3	2.5-19	0	15-9
2003	Chicago	1-0	79-61	2	1	6	3	5.5-33.5	0	16-16
<b>CAREER</b>		<b>1-0</b>	<b>128-93</b>	<b>5</b>	<b>4</b>	<b>9</b>	<b>6</b>	<b>8-52.5</b>	<b>0</b>	<b>31-25</b>

STT-Special Teams Tackles

#### ALEX BROWN'S SEASON / CAREER / PLAYOFF HIGHS

	2003	Career	Playoff
Tackles	.12 at DET (11/9)	.12 at DET (11/9/03)	None
Solos	.10 at DET (11/9)	.10 at DET (11/9/03)	None
Sacks	.2 vs. MIN (12/14)	.2 vs. MIN (12/14/03)	None
Tackles For Loss	.3 at DET (11/9)	.3 at DET (11/9/03)	None
Pass Deflections	.1, three times	.1, six times	None

## THE BRIAN PICCOLO AWARD

Bear veterans vote the Brian Piccolo Award to the rookie who best exemplifies the courage, loyalty, teamwork, dedication, and sense of humor of the late Brian Piccolo. In 1992, the award was expanded to include a veteran who possesses the same qualities.

In his senior season at Wake Forest (1964), Piccolo led the nation in scoring (111 points) and rushing (1,044 yards). Signed with the Bears as an undrafted free agent, he spent a season on the taxi squad, and in four subsequent years he rushed 258 times for 927 yards and four touchdowns. He also caught 58 passes for 537 yards and one TD.

Piccolo died of embryonal cell carcinoma on June 16, 1970. He was 26 years old and left his wife, Joy, three daughters, and legions of friends.

1970	Glen Holloway (G)	1987	Ron Morris (WR)	1997	Ryan Wetnight (TE)
1971	Jerry Moore (S)	1988	James Thornton (TE)		John Allred (TE)
1972	Jim Osborne (DT)		Mickey Pruitt (LB)		Van Hiles (S)
1973	Wally Chambers (DT)	1989	Trace Armstrong (DE)	1998	Bobby Engram (WR)
1974	Fred Pagac (TE)	1990	Mark Carrier (S)		Tony Parrish (S)
1975	Roland Harper (RB)	1991	Chris Zorich (DT)	1999	Marcus Robinson (WR)
1976	Brian Baschnagel (WR)	1992	Mike Singletary (LB)		Jerry Azumah (CB)
1977	Ted Albrecht (T)		Troy Auzenne (T)	2000	Clyde Simmons (DE)
1978	John Skibinski (RB)	1993	Tom Waddle (WR)		Brian Urlacher (LB)
1979	Dan Hampton (DE)		Myron Baker (LB)	2001	James Williams (T)
1980	Bob Fisher (TE)		Todd Perry (T)		Anthony Thomas (RB)
1981	Mike Singletary (LB)	1994	Shaun Gayle (S)	2002	Phillip Daniels (DE)
1982	Jim McMahon (QB)		Raymont Harris (RB)		Alex Brown (DE)
1983	Jim Covert (T)	1995	Erik Kramer (QB)	2003	Olin Kreutz (C)
1984	Shaun Gayle (S)		Rashaan Salaam (RB)		Charles Tillman (CB)
1985	Kevin Butler (K)	1996	Chris Zorich (DT)		
1986	Neal Anderson (RB)		Bobby Engram (WR)		





## Mike Brown

**Safety**

**Ht: 5-10 Wt: 212**

**Born: February 13, 1978**

**College: Nebraska**

**Bears season: 5 NFL Season: 5**

**Acquired: 2nd round of the 2000 draft**

# 30

**PRO CAREER:** Ranks as Chicago's active career leader with 11 INTs and the team's second-leading tackler during his 4 years in the NFL while playing in every game and starting all but 1 at FS... Started the first 44 games of his career, missed 1 start in 2002 and finished 2003 with 19 consecutive starts... Tied with CB Bennie McRae for first on the team's all-time list for career defensive TDs with 4 after recording at least 1 in each of his first 3 NFL seasons... Led the Bears in INTs in consecutive seasons (2001-02)... Ranked 3rd on the team in 2002 with 111 tackles while leading with 3 INTs and 6 PDs... All-Pro performer in 2001 with career-high 5 INTs, highlighted by three-game INT streak kicked-off by game-winning INT returns for TDs in overtime against the 49ers and Browns in back-to-back games - an NFL first... As a rookie, led Bears secondary with 102 tackles, becoming just the seventh Bears rookie since 1974 to record over 100 tackles, while his scoring INT return made him the first Bears rookie since 1993 (Myron Baker) to record a defensive TD.

**CAREER TRANSACTIONS:** Entered NFL as a second-round selection (39th overall) by Chicago in the 2000 NFL Draft... Signed new contract (7/17/03). **SIGNED through 2008.**

**2003 SEASON:** Started all 16 games at FS and tied for 3rd on Bears with 2 INTs while ranking 3rd among Chicago's secondary with 81 tackles, tying for 4th overall... Set up Bears TD at SF (9/7) with 10th career INT in 2nd qtr; added 5 tackles... Recorded 5 tackles and 1 PD at MIN (9/14)... Tied for team-lead with 8 tackles vs. OAK (10/5)... Led DBs with 8 tackles at NO (10/12); added 1 special teams stop... Recorded INT in end zone at SEA (10/19) while leading secondary with 7 tackles and 1 PD... Recorded 5 tackles and 1 PD vs. STL (11/16)... Notched 3 tackles and 1 PD vs. ARIZ (11/30)... Posted season-high 10 solo tackles, with 1 TFL and 1 PD vs. MIN (12/14)... Recorded 4 tackles at KC (12/28). **GAMES PLAYED-STARTED: 16-16**

**PREVIOUS SEASONS: 2002 -** Intercepted team-high 3 passes and ranked 3rd on team with 111 tackles while starting 15-of-16 games played at FS... Led team with 6 PDs... Missed preseason with broken right hand suffered in training camp... Returned to start season opener at FS vs. MIN (9/8), setting-up game-winning TD with INT and 16-yard return; added 7 tackles... Recorded 7 tackles and 2 PDs at ATL (9/15) while forcing and recovering a fumble on same play... Led secondary vs. NO (9/23) with 8 tackles... Scored career-long TD on 62-yard fumble return pitched from Rosevelt Colvin at BUF (9/29), the longest lateraled fumble return TD by Chicago since Hugh Gallarneau's 67-yard TD from George Wilson vs. DET (11/24/46); added 9 tackles and 1 PD... Set-up TD with 35-yard fumble return vs. GB (10/7) on MNF; added 5 tackles... Tied for secondary lead with 10 tackles at DET (10/20)... Forced fumble among 4 tackles at MIN (10/27); added 2 special teams tackles... Recorded INT and 4 tackles plus a career-high 4 special teams stops vs. PHI (11/3)... Recorded 6 tackles, with 1 TFL, vs. NE (11/10); added 2 special teams tackles... Intercepted pass to go with 6 tackles and 1 PD at STL (11/18) on MNF... Recorded 8 tackles and 1 PD at GB (12/1)... Led Bears secondary with 9 tackles at MIA (12/9) on MNF despite missing Bears first defensive series - and first career start - due to left knee bruise suffered on punt coverage after Chicago's first offensive series... Recorded 7 tackles, including 1 TFL, at CAR (12/22)... Recorded 9 tackles vs. TB (12/29). **2001 -** Earned first-team All-Pro honors from the *Associated Press* and *Football Digest* while leading Chicago with a career-high 5 INTs and starting all 16 games, plus his first career playoff start... Bears honoree for the NFLPA's Unsung Hero Award... Tied for 10th in NFC in INTs, tying for the NFL lead with 2 INT returns for TD... Ranked 2nd on Bears secondary with 86 tackles and 2nd with 8 PDs... Recorded 6 tackles, including first career sack, and 32-yard INT return at ATL (10/7)... Forced fumble and posted 5 tackles, with 1 TFL, vs. ARIZ (10/14)... Equaled team-high with 8 tackles at CIN (10/21)... Returned INT 33 yards for TD in OT vs. SF (10/28) to complete Bears comeback with quickest OT decision in NFL history (16 seconds); added 6 tackles... Duplicated game-winning heroics with 16-yard INT return for TD in OT to finish comeback vs. CLE (11/4); added 5 tackles...

# The Players

## Mike Brown • Safety

Left game vs. GB (11/11) in 4th qtr. with mild concussion after recording INT in third consecutive game... Recorded 6 tackles at MIN (11/25); added 2 PDs... Named NFC Defensive Player-of-the-Week after leading secondary with 9 tackles, including 2 sacks, vs. DET (12/2); forced and recovered fumble and added 2 PDs... Tied for secondary lead with 8 tackles at GB (12/9)... Led secondary vs. TB (12/16) with 7 tackles; added 1 PD... Posted INT in end zone at DET (12/30); added 2 tackles... Contributed 5 tackles, with 1 TFL, and 1 PD in Divisional Playoff vs. PHI (1/19/02) despite missing most of the second half due to a concussion. **2000** - Made immediate impact at FS for the Bears as the team's only rookie starter on Opening Day... Started all 16 games en route to ranking 2nd on the team with 102 total tackles and being named all-rookie first team by *Pro Football Weekly*, *Football News* and *Football Digest*... Opening day start at MIN (9/3) made him the third rookie defensive back in the last 5 years to open the season in the Bears' starting lineup; contributed 5 tackles and 1 PD... Had big-play game vs. NYG (9/17) with fumble recovery and FG block to go with 9 tackles... Recorded first career TD with 35-yard INT return vs. NO (10/8); added 9 tackles... Led team vs. GB (12/3) with career-high 12 tackles; added 1 PD... Paced secondary vs. NE (12/10) with 8 tackles plus a career-high 3 PDs... Led secondary with 10 tackles at SF (12/17).

**COLLEGE:** Three-year starter at Nebraska (1996-99) who became third player in Husker history to lead team in tackles 3 straight seasons... School's second-leading tackler of all-time (Jerry Murtaugh 1968-70)... Ranks 9th on Cornhusker career list with 9 INTs... As a senior was named first-team All-America by the *Associated Press* and Football Writers Association, unanimous all-Big 12 first-team selection and academic All-American... Started every game as a senior and led team with 96 tackles while adding 2 sacks, 8 TFLs, 5 INTs and 5 PDs while recovering 1 fumble and forcing 6... Named all-Big 12 first-team as a junior and all-Big 12 second-team as a sophomore... As a junior, set school single-season record for tackles by a DB with career-high 102... Played CB as freshman before playing both safety positions in final 3 seasons... Majored in business administration carrying a 3.2 grade point average.

**PERSONAL:** Named top defensive back in country by SuperPrep coming out of Saguaro H.S. in Scottsdale, Ariz., where he was also a top-flight RB... Named Arizona Player-of-the-Year by every major publication... Named state's top RB and DB by *Arizona Republic* - first player to receive both awards in 10 years... Rushed for 2,036 yards (9.6 avg.) and 31 TDs as a senior... Also earned all-state honors in baseball as a centerfielder, hitting .426 with 27 stolen bases... Past community involvement includes partnering with fellow members of Bears Secondary and Meals on Wheels to "Intercept Hunger" with meal donations being made based on player performance... Wife is Erin.

### Mike Brown's Pro Stats

#### REGULAR SEASON

Year	Team	Int-Yds	Tkls-Solo	FF	FR	TFL	PD	Sack-Yds	STT	G-GS
2000	Chicago	1-35t	118-77	0	1	1	5	0-0	9	16-16
2001	Chicago	5-81	86-48	2	1	1	8	3-21	9	16-16
2002	Chicago	3-16	111-71	1	2	2	6	0-0	10	16-15
2003	Chicago	2-0	81-57	0	0	1	4	0-0	2	16-16
<b>CAREER</b>		<b>11-132</b>	<b>396-253</b>	<b>3</b>	<b>4</b>	<b>5</b>	<b>23</b>	<b>3-21</b>	<b>30</b>	<b>64-63</b>

**ADDITIONAL STATS:** Touchdowns - 4; 35-yard INT return vs. NO (Oct. 8, 2000); 33-yard INT return vs. SF (Oct. 28, 2001); 16-yard INT return vs. CLE (Nov. 4, 2001); 62-yard fumble return at BUF (Sept. 29, 2002).

**Field Goal Blocks - 1:** vs. NYG (Sept. 17, 2000).

STT-Special Teams Tackles

#### REGULAR SEASON

Year	Team	Int-Yds	Tkls-Solo	FF	FR	TFL	PD	Sack-Yds	STT	G-GS
2001	Chicago	0-0	5-4	0	0	1	1	0-0	0	1-1
<b>CAREER</b>		<b>0-0</b>	<b>5-4</b>	<b>0</b>	<b>0</b>	<b>1</b>	<b>1</b>	<b>0-0</b>	<b>0</b>	<b>1-1</b>

STT-Special Teams Tackles

#### MIKE BROWN'S SEASON / CAREER / PLAYOFF HIGHS

	2003	Career	Playoff
Tackles	...10 vs. MIN (12/14)	...12 vs. GB (12/3/00)	...5 vs. PHI (1/19/02)
Solos	...10 vs. MIN (12/14)	...10 vs. MIN (12/14/03)	...4 vs. PHI (1/19/02)
Interceptions	...1, two times	...1, 11 times	...None
Longest INT Return	...0, two times	...35t vs. NO (10/8/00)	...None
Pass Defenses	...1, four times	...3 vs. NE (12/10/00)	...1 vs. PHI (1/19/02)



## Ruben Brown

**Guard**

**Ht: 6-3 Wt: 300**

**Born: February 13, 1972**

**College: Pittsburgh**

**Bears season: 1 NFL Season: 10**

**Acquired: Waived free agent in 2004 (BUF)**

# 74

**PRO CAREER:** Eight-time Pro Bowl selection signed with Chicago as a free agent to take over the starting RG position after playing LG for

Buffalo at an all-star level for the previous 8 years... Ranks as the Bills record-holder for Pro Bowl berths by an offensive player and 2nd overall in team history to Bruce Smith's 11... Set a franchise record in 2003 by earning his 8th consecutive Pro Bowl selection... Has started 71 of the last 72 games and all 140 career games in which he's appeared (136 regular season); including all 16 games in 5 seasons... Started 43 consecutive games from 1996 to 1998... Selected as the 2003 Arthur S. Arkush Humanitarian of the Year by *Pro Football Weekly*.

**CAREER TRANSACTIONS:** Entered NFL as a first-round selection (14th overall) by Buffalo in the 1995 NFL Draft... Waived by the Bills (3/1/04)... Signed as a free agent with Chicago (4/2/04). **SIGNED through 2006.**

**2003 SEASON:** Selected to his eighth Pro Bowl after starting the first 15 games of the campaign at LG and helping clear the way for RB Travis Henry to rush for over 1,300 yards for the second straight season... Started his 125th game with the Bills vs. PHI (9/28)... Inactive for season finale at NE (12/27) due to personal reasons; snapping his career-long streak of 71 consecutive starts. **GAMES PLAYED-STARTED: 15-15**

**PREVIOUS SEASON: 2002** - Started all 16 games at LG for the third straight year while being picked for the Pro Bowl for the seventh straight year... A key factor in an offense that produced a 1,400-yard rusher (Travis Henry), a 4,000-yard passer (Drew Bledsoe) and two 1,200-yard receivers (Eric Moulds and Peerless Price)... Recorded first NFL reception on a tipped pass at NE (12/8). **2001** - Earned his sixth consecutive Pro Bowl berth after starting 16 games at LG for the second straight year... Joined center Bill Conaty as the only O-linemen to start every game... Voted one of the team's captains. **2000** - Voted to the Pro Bowl for the fifth consecutive season and named as a starting guard for the AFC... Buffalo's team captain started all 16 games for the third time in his career... Helped the team roll up over 400 yards in 2 consecutive games in October and again in November... Contributed to season-highs of 42 points and 579 yards in the season finale at SEA (12/23). **1999** - Selected to the Pro Bowl for the fourth straight year after started all 14 regular season games played at LG while making his fourth career playoff start... Helped offense gain 377 total yards, including 191 on the ground, vs. PHI (9/26) before leaving game in 2nd half with a hamstring injury... Only played a handful of snaps vs. OAK (10/17) after re-injuring his hamstring in the 1st half... Inactive at SEA (10/24) and at BALT (10/31) with a hamstring injury... Returned to lineup at WASH (11/7) and helped offense gain 413 total yards, including 204 on the ground... Started at LG in Wild Card Game at TEN (1/8/00). **1998** - Started the Bills first 13 games at LG to extend his consecutive starts streak to 43 before suffering a pectoral injury that caused him to miss final 3 games of the regular season and Wild Card contest at Miami... Despite injury, was selected to his third straight Pro Bowl while earning All-Pro and all-AFC honors from the major football publications... A key part of an O-line that held opponents to 1 sack or fewer in 8 contests, including 2 games without allowing a sack, and cleared the way for the first 1,000-yard rushing season by Antowain Smith... Bills ranked 6th in the NFL in total offense and 3rd in rushing. **1997** - Started all 16 games at LG and earned his second straight Pro Bowl selection... Recorded first career fumble recovery vs. NYJ (11/30) and first tackle vs. IND (9/21) on a fumble return. **1996** - Named to his first Pro Bowl while starting all 14 games played at LG in only his second NFL campaign... Key member of an O-line that helped Thurman Thomas go over the 1,000-yard rushing mark for an NFL record-tying eighth consecutive year... Left early in season opener at NYG (9/1) with a sprained foot... Inactive the next 2 games due to the injury... Started at LG in Wild Card Game vs. JAX (12/28). **1995** - First-year LG was named to several all-rookie teams and Dr. Z's *Sports Illustrated* All-Pro Team as the first rookie in

# The Players

## Ruben Brown • Guard

Marv Levy's tenure to start all 16 regular season games, plus 2 in the post-season... First Bills' rookie to start season opener since 1990 and just fifth since Levy became head coach in 1987... Made post-season debut on O-line that paved the way to 341 rushing yards, second highest total in NFL postseason history, in Wild Card Game vs. MIA (12/30)... Also started Divisional Playoff at Pittsburgh (1/6/96).

**COLLEGE:** Did not allow a sack in 25 games at Pittsburgh (1990-94) while receiving a first-team All-American selection by the American Football Coaches Association and *Football News* as a senior... Also an all-East pick in 1994, dominating from the LT position and registering 69 knockdown blocks... Honorable Mention All-American pick by *Football News* and second-team all-Big East as a junior, starting every game and finished 2nd on Pitt with 40 knockdowns... As a sophomore, was a first-team all-East choice and second-team all-Big East... Was a third-team freshman All-America choice by *Football News* in 1991, moving into the starting LT spot in Week 8... Received a medical redshirt in 1990 after going on the shelf after the second game due to an ankle injury... Graduated with a degree in physical education.

**PERSONAL:** Virginia's Most-Valuable-Defensive-Lineman as a senior at E.C. Glass (Lynchburg, VA) H.S. while earning All-America selection by Parade and *USA Today*... The 1990 Virginia Male Athlete-of-the-Year was also an all-state wrestler, finishing third in the state's heavyweight division... One of his high school teachers, Phyllis T. Hicks, was selected as the NFL's Teacher-of-the-Month for Nov. of 1999... Selected by *The Sporting News* as one of the 99 "Good Guys" in sports in 2001 in recognition for his extensive charity work... His charitable efforts included "Upstate Transplant" and "Dreams Take Flight", granting wishes for terminally ill children, and the "Buffalo Prep" academic program for college-bound inner city students... The Bills 2001 Walter Payton Man-of-the-Year is also extremely active with the Salvation Army, hosting an annual Motorcycle Run Fundraiser and summer football camp... Has been the spokesman for the Campbell's Tackle Hunger-Lineman Weigh-In each of the last 4 years... Selected to the NFL's all-Interview Team by nfl.com at the end of the 2001 season... The Bills 2002 United Way spokesperson... Ruben Pernel Brown and wife Kenia have 2 sons, Solomon (9/23/99) and Benjamin (2/20/02)... An avid fan and season ticket holder of the Philadelphia 76ers... His brother Cornell is a LB with the Baltimore Ravens.

### Ruben Brown's Pro Stats

#### REGULAR SEASON

**GAMES PLAYED-STARTED - 136-136:** 1995 Buffalo (16/16); 1996 Buffalo (14/14); 1997 Buffalo (16/16); 1998 Buffalo (13/13); 1999 Buffalo (14/14); 2000 Buffalo (16/16); 2001 Buffalo (16/16); 2002 Buffalo (16/16); 2003 Buffalo (15/15).

**Additional Stats:** Tackles-2: 1997: 1 tackle on fumble return vs. IND (9/21); 2002: 1 tackle on INT return at NE (12/8). Fumble Recoveries-2: 1997: 1 vs. NYJ (11/30); 2002: 1 at HOU (10/13). Receptions-1: 2002: 1 for 6 yards at NE (12/8).

#### POSTSEASON

**GAMES PLAYED-STARTED - 4-4:** 1995 Buffalo (2/2); 1996 Buffalo (1/1); 1999 Buffalo (1/1).

### TOPS IN VICTORIES

The Bears are the NFL's winningest franchise with a 655-478-42 mark in 84 seasons. In 2003, with its win over Detroit (10-26-03), the club became the first NFL team with 650 wins. Chicago's most-defeated opponents are Green Bay (with 84 losses to the Bears) and Detroit (83) while the Rams (Cleveland, Los Angeles and St. Louis) are third with 48 losses to the Bears over the years.



## Desmond Clark

**Tight End**

**Ht: 6-3 Wt: 254**

**Born: April 20, 1977**

**College: Wake Forest**

**Bears season: 2 NFL Season: 6**

**Acquired: Unrestricted free agent in 2003 (Mia)**

# 88

**PRO CAREER:** Topped the 100-reception and 1,000-receiving yard milestones for his career in his first season with Chicago while compiling the most catches for a Bears TE in 6 years... Posted the second-best season of his five-year career in terms of receptions and receiving yards in 2003, ranking 3rd on the team in both categories... Saw limited action during 2002 season with Dolphins after being waived injured by Broncos following training camp... Began career with 3 productive years with Denver, catching 79 passes for 910 yards and 9 TDs in 41 games and 6 starts.

**CAREER TRANSACTIONS:** Entered NFL as a sixth-round selection (179th overall) by Denver in the 1999 NFL Draft... Waived/injured (8/31/02) and claimed by Miami (9/2/02)... Signed as a free agent with Chicago (3/1/03). **SIGNED through 2008.**

**2003 SEASON:** Started career-high 15 games and caught 44 passes, the highest reception total for a Bears TE since Ryan Wetnight had 46 in 1997... Inactive due to right toe injury in Game 7, but returned to start the final 9 games of the season... Caught team's lone TD in 2-catch, 9-yard Bears debut in the season-opener at SF (9/7)... Led Bears in receiving at MIN (9/14) with 4 catches for 33 yards... Caught season-high 6 passes for game-high 63 yards vs. GB (9/29) to top the 1,000-yard receiving mark for his career... His last of 3 catches for 19 yards at SEA (10/19) gave him 100 career receptions... Returned to starting lineup vs. SD (11/2) and caught season-high 31-yard pass for lone reception... Caught 12-yard TD pass at DET (11/9) among team-high tying 4 catches for team-high 39 yards... Ranked 2nd on team with 44 receiving yards (4 catches) vs. STL (11/16) with a game-long catch of 27 yards... Tied for team-high with 4 catches for 33 yards at DEN (11/23) with a long of 16... Caught 3 passes for 33 yards at GB (12/7) with a long of 19... Tied for team-lead with 3 catches for 30 yards vs. MIN (12/14)... Caught 2 passes for 34 yards at KC (12/28) with a long of 24. **GAMES PLAYED-STARTED: 15-15**

**PREVIOUS SEASONS:** **2002** - Limited to 11 games played due to injury in lone season with Miami... Suffered dislocated left forearm in preseason with Denver; waived injured on Aug. 31 and signed off waivers by Dolphins on Sept. 2... Primarily played on special teams after being inactive Games 1-5... Made debut with Miami against former team at DEN (10/13)... First catch as a Dolphin went for 26 yards vs. BUF (10/20)... Had 16-yard grab at GB (11/4). **2001** - Played all 16 games for the Broncos with 4 starts... Ranked 2nd on team with career-highs in receptions (51), yards (566) and TDs (6) while averaging 11.1 yards per catch... His 6 TDs tied KC's Tony Gonzalez for the NFL lead among TEs... Had 6 receptions for 54 yards at SD (10/21)... Caught 6 passes for career-high 94 yards vs. NE (10/28)... Set career-high with 7 receptions for 74 yards and 1 TD at OAK (11/5). **2000** - Played reserve role all 16 games and ranked 4th on Broncos with 27 receptions for 339 yards and 3 TDs... Started twice in 2-TE sets... Caught first NFL TD on 7-yard pass from Brian Griese at STL (9/4)... Caught 6 passes for 44 yards at CIN (10/22)... Posted 3 receptions for 73 yards and a 43-yard TD at SEA (11/26)... Caught 5-yard pass in postseason debut at BALT (12/31). **1999** - Played in 9 games, all in a reserve role and had 1 catch for 5 yards... Lone reception was 5-yard gain in his NFL debut vs. GB (10/17) in which he suffered a first-degree tear of his lateral collateral ligament later in the game... Inactive at NE (10/24) and vs. MIN (10/31), but returned to participate in final 8 games of the season.

**COLLEGE:** Four-year letterman and 3-year starting WR at Wake Forest (1995-1998), where he finished his career as the all-time leading receiver in the Atlantic Coast Conference... In 40 games (31 starts), had 216 catches for 2,834 yards and 20 TDs, including at least 1 against every ACC opponent... Named second-team all-ACC as a senior, leading the ACC with a school-record 72 receptions... Also earned second-team all-ACC as a junior and named team MVP as a senior and sophomore... Demon Deacon teammate of current Bear Dustin Lyman... Majored in communications.

# The Players

## Desmond Clark • Tight End

**PERSONAL:** Played QB as a junior and senior at Kathleen H.S. in Lakeland, Fla., rushing for over 600 yards and throwing for 980 as a senior, earning all-conference honors... Also played free safety, returned punts and was the holder for Bears kicker Paul Edinger on FGs and PATs... Started 3 seasons at guard in basketball and helped the Red Devils reach the regional round of the state playoffs in 1994 and 1995, averaging 17 points per game... Also played baseball as a senior... Full name is Desmond Darice Clark... He and wife, Denise, have 3 children: stepdaughter Brittany Reaves and twins, Ashonna and Gianna.

### Desmond Clark's Pro Stats

#### REGULAR SEASON

Year	Team	Rec	Yds	Avg	Lg	TD	STT	G-GS
1999	Denver	1	5	5.0	5	0	0	9-0
2000	Denver	27	339	12.6	44	3	4	16-2
2001	Denver	51	566	11.1	39	6	0	16-4
2002	Miami	2	42	21.0	26	0	0	11-0
2003	Chicago	44	433	9.8	31	2	0	15-15
<b>CAREER</b>		<b>125</b>	<b>1,385</b>	<b>11.1</b>	<b>44</b>	<b>11</b>	<b>4</b>	<b>67-21</b>

STT-Special Teams Tackles

#### POSTSEASON

Year	Team	Rec	Yds	Avg	Lg	TD	STT	G-GS
2000	Denver	1	5	5.0	5	0	1	1-0
<b>CAREER</b>		<b>1</b>	<b>5</b>	<b>5.0</b>	<b>5</b>	<b>0</b>	<b>1</b>	<b>1-0</b>

STT-Special Teams Tackles

#### DESMOND CLARK'S SEASON / CAREER / PLAYOFF HIGHS

	2003	Career	Playoff
Receptions	.6 vs. GB (9/29)	.7 at OAK (11/5/01)	.1 at BALT (12/31/00)
Receiving Yards	.63 vs. GB (9/29)	.94 vs. NE (10/28/01)	.5 at BALT (12/31/00)
Touchdowns	.1, two times	.1, 11 times	.None
Longest Reception	.31 vs. SD (11/2)	.44 at NO (12/3/00)	.5 at BALT (12/31/00)

## THE NFL BY DIVISION

With the addition of the Houston Texans prior to the 2002 season, the NFL re-aligned its divisions, moving from three divisions (Central, East and West) of five teams in each Conference (six teams in the AFC Central) to four divisions (North, South, East and West) of four teams. Seattle moved from the AFC to the NFC West, joining Arizona, St. Louis and San Francisco. Tampa Bay left the NFC Central and moved to the South with Atlanta, Carolina and New Orleans. Houston joined the AFC South. The following is the current division alignment in the NFL.

#### AMERICAN FOOTBALL CONFERENCE

East	North	South	West
Buffalo Bills	Baltimore Ravens	Houston Texans	Denver Broncos
Miami Dolphins	Cincinnati Bengals	Indianapolis Colts	Kansas City Chiefs
New England Patriots	Cleveland Browns	Jacksonville Jaguars	Oakland Raiders
New York Jets	Pittsburgh Steelers	Tennessee Titans	San Diego Chargers

#### NATIONAL FOOTBALL CONFERENCE

East	North	South	West
Dallas Cowboys	Chicago Bears	Atlanta Falcons	Arizona Cardinals
New York Giants	Detroit Lions	Carolina Panthers	St. Louis Rams
Philadelphia Eagles	Green Bay Packers	New Orleans Saints	San Francisco 49ers
Washington Redskins	Minnesota Vikings	Tampa Bay Buccaneers	Seattle Seahawks



## Marc Colombo

### Tackle

Ht: 6-8 Wt: 325

Born: October 8, 1978

College: Boston College

Bears season: 3 NFL Season: 3

Acquired: 1st round of the 2002 draft

# 75

**PRO CAREER:** Missed the 2003 season while working to return from his 2002 season-ending knee injury... Showed solid development at both offensive tackle positions over the first 10 games of his rookie season before having his campaign ended prematurely due to his injury.

**CAREER TRANSACTIONS:** Entered NFL as a first-round selection (29th overall) by Chicago in the 2002 NFL Draft... Placed on reserve/injured (11/26/02)... Placed on Physically Unable to Perform list (8/27/03)... Removed from PUP list (11/4/03) and placed on reserve/injured (11/4/03). **SIGNED through 2006.**

**2003 SEASON:** Spent the entire season rehabilitating his injured left knee. **GAMES PLAYED-STARTED: 0-0**

**PREVIOUS SEASON: 2002 -** Participated in first 10 games of season, ascending to starting LT spot for final 5 contests, before missing final 6 games due to left knee injury... Made NFL debut vs. MIN (9/8) subbing at RT for injured James Williams... Subbed at RT for injured Williams in 2nd half at ATL (9/15)... Subbed at LT in 2nd half at BUF (9/29)... Played on special teams vs. GB (10/7) and blocked 28-yard attempt FG by Ryan Longwell... Made first NFL start at DET (10/20) at LT... Started fifth straight game at LT at STL (11/18), but left in 2nd half due to dislocated left patella (kneecap)... Inactive vs. DET (11/24) prior to being placed on injured reserve for final 5 games on Nov. 26.

**COLLEGE:** Allowed no QB sacks in 20 games started over final 2 years of four-year Boston College (1998-2001) career... Helped pave way for 1,000-yard rushers each of his 4 seasons... Played both RT and LT as a senior, earning all-Big East Conference first-team honors by The NFL Draft Report despite missing team's final 4 games with a knee injury... Part of o-line that generated 4,361 yards featuring 1,000-yard rusher William Green while starting first 2 games at RT before moving to LT for 6 games... Initially moved into starting lineup as a junior, starting all 12 games at RT for NCAA's 21st-ranked rushing team (201.0 ypg) and Big East's third-ranked offense (414.9 total ypg) on an o-line that surrendered only 6 sacks... Played in 7 games as a sophomore, including the Insight.com Bowl... Participated in 6 games as freshman, mostly on special teams... Majored in sociology.

**PERSONAL:** Earned *Boston Globe*, *Boston Herald*, *Brockton Enterprise* and *Taunton Gazette* all-scholastic honors at offensive tackle as a senior... Additionally registered 75 tackles and 5 sacks as a senior defensive lineman... Also excelled in basketball and baseball, earning *Brockton Enterprise* and *Taunton Gazette* all-scholastic honors as a senior... Involved in community service activities at St. Basil's Church and Bridgewater State College... Son of Gayle Arrigni and Edward Colombo... Off-the-field interests include playing the acoustic guitar.

### Marc Colombo's Pro Stats

#### REGULAR SEASON

GAMES PLAYED-STARTED - 10-5: 2002 (10/5); 2003 (0/0).

Additional Stats: Blocked Field Goals-1 vs. GB (Oct. 7, 2002).



## Paul Edinger

**Kicker**

**Ht: 5-8 Wt: 175**

**Born: January 17, 1978**

**College: Michigan State**

**Bears season: 5 NFL Season: 5**

**Acquired: 6th round of the 2000 draft**

# 2

**PRO CAREER:** The most accurate field goal kicker in Bears history (77.9 percent) has led Chicago in scoring each of his 4 seasons in the NFL... Has averaged 99.0 points per season, the second-highest per season average ever for a Bears kicker over his first 4 years (Kevin Butler, 107.8)... Currently 7th on the franchise all-time scoring list with 396 points and 4th with 95 FGs... One of only 4 kickers in team history to record 100 points in a season, ranking 2nd having done so 2 times (Butler, 5)... Perfect for his career on 111 extra point attempts in his career, the fourth-longest streak among active NFL kickers and the third-longest in Bears history... Has converted an NFL-high 46 FGs of 40 or more yards over the last 4 years with a 71.9 success ratio (46-of-64)... Ranks 3rd in the NFL over that same period accounting for 35.4 percent of his team's points... Ranks 2nd in Bears history with 10 career FGs of 50 or more yards (Kevin Butler, 16)... Has booted 5 game-winning FGs during his career (2 in 2000, 1 in OT in 2002 and 2 in 2003) all from at least 40 yards... Three-time NFC Special Teams Player-of-the-Week recipient and one-time honoree for NFC Special Teams Player-of-the-Month... Team-high 112 points in 2001 made him the first Bears player to score 100 points in a season since Butler recorded 114 in 1995... Consensus all-rookie selection in 2000 was first rookie to lead Bears in scoring since Butler booted a Bears single-season record 144 points in 1985... Matched third-longest streak in Bears history in 2000 by kicking FGs in 10 straight games, the longest ever for a Chicago rookie.

**CAREER TRANSACTIONS:** Entered NFL as a sixth-round selection (174th overall) by Chicago in the 2000 NFL Draft... Signed offer sheet with Minnesota (3/6/03), matched by the Bears (3/13/03). **SIGNED through 2007.**

**2003 SEASON:** Bears leading scorer for fourth consecutive season with 105 points, the second-highest single-season total of his career, to tie him for 13th on the NFL scoring list and 6th in the NFC... Ranked 8th in the NFL with 26 FGs made after beginning the year with a personal-best 14 straight successful FGs, tied for the second-longest streak to start a season in team history (Butler, 14 in 1989 and 16 in 1995) and the fifth-longest overall streak... Led the NFL with 46.2 percent of his FGs (12-of-26) being from 40 or more yards while ranking 2nd with a made FG average of 37.7 yards and tying for 5th with a FG attempt average of 38.4 yards... Also tied for 2nd in NFL by scoring 37.1 percent of his team's points... Perfect on 27 PAT attempts... Connected on 2 FGs of over 40 yards (42, 43) at MIN (9/14)... Team-high 11 points with 3 FGs vs. GB (9/29) pushed him past 300 career points in 51 games, the second-fastest to 300 in team history (Butler, 38)... Earned second career NFC Special Teams POW award after kicking 48-yard game-winning FG vs. OAK (10/5) as time expired; led team with 10 points on 3 FGs (35,50,48)... Team-high 7 points on 2 FGs at NO (10/12)... Moved into top-10 on franchise scoring list with team-high 9 points at SEA (10/19) on 3 FGs (50,35,40)... Nailed 37-yard FG and 3 PATs vs. DET (10/26), but had career-best streak of 14 straight FGs snapped by blocked 32-yarder in 4th qtr... Garnered year's second NFC Special Teams POW award by tying career-long with a 54-yard FG at DEN (11/23) among season-high 4-of-4 FGs and leading the team with a season-high 13 points, including his 100th career PAT... With 7 points on 2-of-3 FGs vs. MIN (12/14), passed Roger Leclerc for 7th on Bears all-time scoring list... Kicked 45-yard game-winning FG with :05 to play vs. WASH (12/21) among 9 points to pass the 100-point plateau. **GAMES PLAYED-STARTED: 16-0**

**PREVIOUS SEASONS: 2002** - Led Bears in scoring while ranking 20th in NFL among kickers with 95 points (9th NFC) and 25th in scoring overall (11th NFC)... Tied for NFL lead with career-high 5 FGs of 50 yards or more to equal the third-highest single-season total in NFL history... Matched his career-high and team-record (set in 2001) with 13 FGs of 40 yards or more... Converted 13 consecutive FG attempts from Sept. 22 to Nov. 24... Named NFC Special Teams Player-of-the-Month for November with 10-of-11 FGs, counting an OT game-winner vs. DET... Fell 5 points shy of becoming first Bear since Butler in 1985-96 to record 100 or more points in consecutive seasons... His aver-



age attempt was a League-high 41.9 yards while his average conversion of 40.4 yards ranked 2nd... Became second-fastest Bear ever to 200 career points vs. MIN (9/8), his 33rd NFL game (Butler, 22 games), as he led Bears with 9 points on 2-of-3 FGs (49,49) and 3 PATs... Team-high 11 points vs. NO (9/23) on 3-of-4 FGs (31,25,25) and 2 PATs; missed career-long 58-yard FG try, but responded with 25-yard FG that started streak of 13 straight... Team-high 9 points at BUF (9/29) 2-of-3 FGs (46,24) and 3 PATs... Team-high 8 points at DET (10/20) on 2-of-2 FGs (53,42) and 2 PATs; 53-yarder was third of career from 50 or more yards... Led Bears with season-high 12 points vs. NE (11/10) on 3-of-3 FGs (39,40,32) and 3 PATs... Team-high 10 points at STL (11/18) on 3-of-3 FGs (37,48,50) and 1 PAT... Kicked 40-yard OT game-winner vs. DET (11/24) after tying game with 22-yard FG to end regulation; led Bears with 8 points... Team-high 8 points vs. NYJ (12/15), including 2-of-2 FGs (53,48). **2001** - Led team in scoring with 112 points (5th in NFC, 9th in NFL) on 26-of-31 FGs and 34-of-34 PATs to become first Bears player to score 100 or more points in a season since Kevin Butler in 1995 and just the sixth ever in team history (Butler, Bob Thomas, Mac Percival, Gale Sayers, Johnny Lujack)... Set Bears record with 13 FGs of at least 40 yards... Put Bears on the board vs. MIN (9/23) with 45-yard FG; added 2 PATs... Converted FGs of 46 and 43 yards vs. ARIZ (10/14); 2 PATs... Kicked season-long 48-yard FG at CIN (10/21) while adding 3 PATs... Skipped perfect on-side kick recovered by Bobbie Howard vs. CLE (11/4) that created opportunity for Bears last-second, game-tying 34-yard TD; pinned Browns on 1-yard line with 34-yard surprise punt, the first of his career... Converted 4-of-4 FGs (37, 47, 38, 41) to account for all 12 points vs. GB (11/11)... Good from 26 and 40 yards at TB (11/18) while converting 3 PATs... Team-high 7 points at MIN (11/25) and vs. DET (12/2)... Led Chicago with 9 points vs TB (12/16), converting FGs of 30 and 46 yards and 3 PATs... Converted FGs of 39 and 37 yards at WASH (12/23) plus 2 PATs... Booted 38-yard FG and 3 PATs at DET (12/30)... Topped 100-point plateau for the season vs. JAX (1/6/02) by posting career-high 15 points by going 4-for-4 on FG attempts (47, 23, 25, 22) and 3 PATs... Converted 38-yard FG in Divisional Playoff vs. PHI (1/19/02); added 2 PATs. **2000** - Led Bears in scoring with 84 points, the third-highest rookie scoring total in team history, en route to earning first-team All-Rookie selection by *The Football News* and *Pro Football Weekly*... Connected on 21-of-27 FG attempts, the second-highest total ever for a Bears rookie kicker, and a perfect 21-of-21 PATs... Recorded 9 points in NFL debut at MIN (9/3) with FGs of 29 and 49 yards and 3 PATs... Converted FGs of 19 and 47 yards in win at GB (10/1) to start 10-game FG streak... Accounted for all 9 Chicago points at PHI (10/22) with FGs of 25, 33 and 40 yards... Converted FGs of 41 and 37 yards vs IND (11/5)... Kicked first career game-winning FG vs. TB (11/19), connecting on 48-yarder... Booted FGs of 32 and 46 yards vs. GB (12/3)... Had 10-game FG streak snapped in shutout at SF (12/17)... Named NFC Special Teams POW for game-winning, career-long 54-yard FG with 0:02 remaining at DET (12/24); his season-high 11-point day also included a 50-yard FG that made him just the fifth rookie in NFL history to kick 2 FGs of 50 or more yards in the same game and just the second Bear ever to do so.

**COLLEGE:** Finished career at Michigan State (1996-99) ranked 7th all-time in scoring with 213 points in just 2 seasons as the team's featured placekicker... His 46 FGs rank 3rd in Spartan annals while his 75 PATs rank 6th... Second-team all-Big Ten selection as a junior and senior... Led team in scoring his senior year with 103 points, fifth-highest total in school history, on 21-of-26 FGs and 40-of-41 PATs... Career-long 55-yard FG vs. Wisconsin stood as fifth-longest in school history and longest since 1983... His final collegiate kick was a 39-yard game-winner vs. Florida in the 2000 Citrus Bowl... A third-team All-American by *Football News* as a junior, led team with 94 points, on 22-of-26 FGs and 28-of-31 PATs... Earned Big Ten Player-of-the-Week honors after kicking 5 FGs vs. Northwestern... Earned the honor again after making all 5 FGs vs. Ohio State... Served as team's starting punter in every game as a freshman and sophomore... Averaged 39.2 yards on 54 punts as a sophomore and handled placekicking duties in final 3 contests, scoring 16 points on 3-of-5 FGs and 7-of-9 PATs... Best outing was vs. Ohio State with a 46.7-yard avg. on 7 punts... Kicked season-long 43-yard FG in Aloha Bowl vs. Washington... As a true freshman, ranked 5th in Big Ten punting with a 41.8-yard avg. on 55 punts, with 9 punts of 50 or more yards... Named Big Ten special teams Player-of-the-Week after averaging 42.7 yards on 10 punts vs. Ohio State... Majored in park recreation and tourism.

**PERSONAL:** Listed among country's top prep kickers earning all-state honors at Kathleen H.S. in Lakeland, Fla... Had 46-of-51 kickoffs resulted in touchbacks, his long FG was 53 yards, and averaged 42 yards per punt... Added 3 letters in soccer, earning all-state honors... Paul Edinger IV is the second-oldest of 4 children (1 older sister and 2 younger brothers) of Paul III and Terri... Wife is Kristi.

# The Players

## Paul Edinger • Kicker

### Paul Edinger's Pro Stats

#### REGULAR SEASON

Year	Team	1-19	20-29	30-39	40-49	50+	FGs	Pct	PATs	Pts	G
2000	Chicago	1-1	5-5	7-9	6-10	2-2	21-27	77.8	21-21	84	16
2001	Chicago	0-0	6-7	7-8	13-16	0-0	26-31	83.9	34-34	112	16
2002	Chicago	0-0	4-4	5-6	8-10	5-8	22-28	78.6	29-29	95	16
2003	Chicago	1-1	4-4	9-13	9-14	3-4	26-36	72.2	27-27	105	16
<b>CAREER</b>		<b>2-2</b>	<b>19-20</b>	<b>28-36</b>	<b>36-50</b>	<b>10-14</b>	<b>95-122</b>	<b>77.9</b>	<b>111-111</b>	<b>396</b>	<b>64</b>

Special Teams Tackles - 11: 2000 (3); 2001 (4); 2002 (3); 2003 (1).

Punting - 1 for 34 yards vs. CLE (Nov. 4, 2001).

#### POSTSEASON

Year	Team	1-19	20-29	30-39	40-49	50+	FGs	Pct	PATs	Pts	G
2001	Chicago	0-0	0-0	1-1	0-0	0-0	1-1	100.0	2-2	5	1
<b>CAREER</b>		<b>0-0</b>	<b>0-0</b>	<b>1-1</b>	<b>0-0</b>	<b>0-0</b>	<b>1-1</b>	<b>100.0</b>	<b>2-2</b>	<b>5</b>	<b>1</b>

#### PAUL EDINGER'S SEASON / CAREER / PLAYOFF HIGHS

	2003	Career	Playoff
FG Attempts	4, two times	4, five times	1 vs. PHI (1/19/02)
Made FGs	4 at DEN (11/23)	4, three times	1 vs. PHI (1/19/02)
PAT Attempts	4 vs. ARIZ (11/30)	4 vs. ARIZ (11/30/03)	2 vs. PHI (1/19/02)
Made PATs	4 vs. ARIZ (11/30)	4 vs. ARIZ (11/30/03)	2 vs. PHI (1/19/02)
Points	13 at DEN (11/23)	15 vs. JAX (1/6/02)	5 vs. PHI (1/19/02)
Longest FG	54 at DEN (11/23)	54, two times	38 vs. PHI (1/19/02)

#### PAUL EDINGER'S GAME-WINNING KICKS

Date	Opponent	Site	Distance	Time On Clock	Final
Nov. 19, 2000	Tampa Bay	Soldier Field	48	10:02	13-10
Dec. 24, 2000	Detroit	Silverdome	54	0:02	23-20
Nov. 24, 2002	Detroit	Memorial Stadium	40	8:58 (OT)	20-17
Oct. 5, 2003	Oakland	Soldier Field	48	0:00	24-21
Dec. 21, 2003	Washington	Soldier Field	45	0:05	27-24

#### PAUL EDINGER'S GAME-BY-GAME KICKING STATS

##### 2000 CHICAGO BEARS

Date	W/L	Opp.	PAT	FG	PTS	FGs (Missed)
9/3	L	at MIN	3-3	2-2	9	29,49
9/10	L	at TB	-	0-1	0	(42)
9/17	L	NYG	1-1	0-1	1	(49)
9/24	L	DET	2-2	-	2	
10/1	W	at GB	3-3	2-3	9	19(42)47
10/8	L	NO	1-1	1-2	4	(30)38
10/15	L	MIN	1-1	1-1	4	22
10/22	L	at PHI	-	3-3	9	25,33,40
11/5	W	IND	3-3	2-2	9	41,37
11/12	L	at BUF	-	1-1	3	24
11/19	W	TB	1-1	2-3	7	34(38)48
11/26	L	at NYJ	1-1	1-1	4	39
12/3	L	GB	-	2-2	6	32,46
12/10	W	NE	3-3	1-2	6	24(47)
12/17	L	at SF	-	-	0	
12/24	W	at DET	2-2	3-3	11	37,50,54
<b>Totals</b>			<b>21-21</b>	<b>21-27</b>	<b>84</b>	

##### 2001 CHICAGO BEARS

Date	W/L	Opp.	PAT	FG	PTS	FGs (Missed)
9/9	L	at BALT	-	2-3	6	20(43)46
9/23	W	MIN	2-2	1-1	5	45
10/7	W	at ATL	4-4	1-2	7	(48)42
10/14	W	ARIZ	2-2	2-2	8	46,43
10/21	W	at CIN	3-3	1-2	6	48(43)
10/28	W	SF	3-3	-	3	
11/4	W	CLE	3-3	-	3	
11/11	L	GB	-	4-4	12	37,47,38,41
11/18	W	at TB	3-3	2-2	9	26,40
11/25	W	at MIN	1-1	2-2	7	30,43
12/2	W	DET	1-1	2-3	7	46,26(39)
12/9	L	at GB	1-1	0-1	1	(23)
12/16	W	TB	3-3	2-2	9	30,46
12/23	W	at WASH	2-2	2-2	8	39,37
12/30	W	at DET	3-3	1-1	6	38
1/6	W	JAX	3-3	4-4	15	47,23,25,22
<b>Totals</b>			<b>34-34</b>	<b>26-31</b>	<b>112</b>	

#### POSTSEASON

1/19	L	PHI	2-2	1-1	5	38
<b>Totals</b>			<b>2-2</b>	<b>1-1</b>	<b>5</b>	

## 2002 CHICAGO BEARS

Date	W/L	Opp.	PAT	FG	PTS	FGs (Missed)
9/8	W	MIN	3-3	2-3	9	49,49(43)
9/15	W	at ATL	2-2	0-1	2	(50)
9/22	L	NO	2-2	3-4	11	31,25(58)
9/29	L	at BUF	3-3	2-2	9	46,24
10/7	L	GB	3-3	0-0	3	
10/20	L	at DET	2-2	2-2	8	53,42
10/27	L	at MIN	1-1	0-0	1	
11/3	L	PHI	1-1	2-2	7	30,53
11/10	L	NE	3-3	3-3	12	39,40,32
11/18	L	at STL	1-1	3-3	10	37,48,50
11/24	W	DET	2-2	2-3	8	(35)22,40
12/1	L	at GB	2-2	0-1	2	(52)
12/9	L	at MIA	-	1-1	3	52
12/15	W	NYJ	2-2	2-2	8	53,48
12/22	L	at CAR	2-2	0-1	2	(48b)
12/29	L	TB	-	0-0	0	
<b>Totals</b>			<b>29-29</b>	<b>22-28</b>	<b>95</b>	

## 2003 CHICAGO BEARS

Date	W/L	Opp.	PAT	FG	PTS	FGs (Missed)
9/7	L	at SF	1-1	-	1	
9/14	L	at MIN	1-1	2-2	7	42,43
9/29	L	GB	2-2	3-3	11	31,38,41
10/5	W	OAK	1-1	3-3	10	35,50,48
10/12	L	at NO	1-1	2-2	7	28,31
10/19	L	at SEA	-	3-3	9	50,35,40
10/26	W	DET	3-3	1-2	6	37(32b)
11/2	W	SD	2-2	2-2	8	38,22
11/9	L	at DET	1-1	1-3	4	43(48b)(41)
11/16	L	STL	3-3	0-1	3	(34)
11/23	W	at DEN	1-1	4-4	13	33,23,54,47
11/30	W	ARIZ	4-4	0-2	4	(44)(43)
12/7	L	at GB	3-3	-	3	
12/14	W	MIN	1-1	2-3	7	38,22(46)
12/21	W	WASH	3-3	2-4	9	19(30)(33)45
12/28	L	at KC	-	1-2	3	(52)48
<b>Totals</b>			<b>27-27</b>	<b>26-36</b>	<b>105</b>	

## 2003 SEASON AWARDS

### NFC Player of the Week

#### Special Teams (10/5, 11/23):

Paul Edinger

### NFC Player of the Week

#### Special Teams (10/26):

Jerry Azumah

### NFC SPECIAL TEAMS PLAYERS OF THE WEEK:

Kicker **Paul Edinger** was named NFC Special Teams Player of the Week following his performance against Oakland (10/5). Edinger made a 48-yard field goal as time expired to help the Bears earn their first win of the season, a 24-21 victory over the Oakland Raiders. The 5-8, 175 pounder out of Michigan State was three-for-three on field goal attempts during the afternoon, also connecting from 35 and 50 yards while knocking through one extra point. The game-winner was the fourth of his career and third "walk-off" conversion.

Edinger was also named NFC Special Teams Player of the Week following his performance against Denver. He converted four field goals against the Broncos including a 54 yarder in the Bears 19-10 win. Edinger was also successful from 23, 33 and 47 yards and also made his only extra point attempt of the afternoon to account for 13 of the Bears 19 points.

Chicago Bears CB/KR **Jerry Azumah** was named the NFC Special Teams Player of the Week following his performance against the Lions (10/26). The 5-10, 195 pounder out of New Hampshire returned the opening kickoff of the second half 89 yards for a touchdown against Detroit in the Bears 24-16 win. The return for a TD was the first for the Bears since Glyn Milburn went 94 yards for a score against Green Bay on Dec. 13, 1998.

### Pro Bowl Selections

Jerry Azumah, return specialist

\*Olin Kreutz, center

\*Brian Urlacher, linebacker

\*Starter

### Second-Team Associated Press All-Pro

Jerry Azumah, kick returner

### Dr. Z's All-Pro Team (Sports Illustrated)

Charles Tillman, cornerback

### Dr. Z's Rookie-of-the-Year (Sports Illustrated)

Charles Tillman, cornerback

### Pepsi NFL Rookie of the Week

Charles Tillman, cornerback (11/26)

Lance Briggs, linebacker (12/1)

### Levitra NFL Play of the Week

Charles Tillman, cornerback (11/26)

Game-saving interception vs. Minnesota



## Steve Edwards

**Tackle/Guard**

**Ht: 6-5 Wt: 330**

**Born: February 20, 1979**

**College: Central Florida**

**Bears season: 2 NFL Season: 2**

**Acquired: Waived free agent in 2002 (Phi)**

# 79

**PRO CAREER:** Established himself as a capable and versatile offensive lineman in his second NFL season... Started all 16 games at left guard in 2003 after never having played the position in a game prior to the season opener... Also filled holes at both tackle positions due to injury in separate games... Played in 1 game as a Bears rookie in 2002 after beginning year on Philadelphia's practice squad.

**CAREER TRANSACTIONS:** Entered NFL as an undrafted free agent, signing with Philadelphia (4/23/02)... Waived (9/1/02) and signed to practice squad (9/3/02)... Claimed by Chicago and joined active roster (10/9/02) **SIGNED through 2004.**

**2003 SEASON:** In his first full season with Chicago, started all 16 games at LG... Switched to guard from tackle after the final preseason game and a season-ending injury to Rex Tucker... Made NFL starting debut at SF (9/7) at LG... Started at LG vs. ARIZ (11/30), but finished game at RT due to an injury to Aaron Gibson... Started at LG vs. WASH (12/21), but finished game at LT due to an injury to Qasim Mitchell. **GAMES PLAYED-STARTED: 16-16**

**PREVIOUS SEASON: 2002 -** Made NFL debut with Chicago in the season finale after not playing the previous 10 weeks with the team... Spent Games 1-5 with the Eagles before being claimed by the Bears... Inactive for Games 6-13 with Chicago... Active for Games 14-15, but DNP... Made NFL debut vs. TB (12/29) on special teams.

**COLLEGE:** Started 20 games in 2 seasons at Central Florida (2000-01)... Helped the Knights rank 12th in the nation in passing while earning UCF's Offensive Lineman-of-the-Year award as a senior... Did not allow a sack as a senior, including match-ups with Syracuse's Dwight Freeney and UAB's Bryan Thomas (both first-round draft picks in 2002)... Began college career at Tennessee State, but left his redshirt freshman season to attend West Hills C.C. in Coalinga, CA, where he collected consecutive All-America awards (1998-99)... Majored in criminal justice.

**PERSONAL:** Led Mt. Carmel H.S. (Chicago) to the 1996 Illinois state football championship... Was a freshman on the 1994 team led by then-senior QB and current Philadelphia Eagle Donovan McNabb.

### Steve Edwards' Pro Stats

#### REGULAR SEASON

**GAMES PLAYED-STARTED - 17-16: 2002 (1-0); 2003 (16-16).**

### OFFENSIVE LINE CONTINUITY

Three members of Chicago's offensive line started all 16 games for the team in 2003, up from just one (James Williams) in 2002. C **Olin Kreutz**, the line's anchor, earned his third straight Pro Bowl starting assignment without missing a start. Right tackle **Aaron Gibson** started all 16 games for the first time in his five-year career and second-year G/T and Chicago-native **Steve Edwards**, who spent his rookie season and all of training camp at tackle, started at guard for the injured **Rex Tucker** who was lost for the season in the preseason finale. Edwards made his debut on Chicago's o-line at guard in the season-opener at San Francisco (Sept. 7) with less than a week of practice at the position and remained there for the entire 2003 campaign.



## Jamin Elliott

**Wide Receiver**

**Ht: 5-11 Wt: 195**

**Born: October 5, 1979**

**College: Delaware**

**Bears season: 2 NFL Season: 3**

**Acquired: Free agent in 2004 (NE)**

# 14

**PRO CAREER:** Re-signed with Chicago during the off-season after spending most of the 2003 season on New England's practice squad...

Participated in 3 games on special teams for the Bears and Patriots over his first 2 NFL seasons... Made NFL debut in 2002 with the Bears.

**CAREER TRANSACTIONS:** Entered NFL as a sixth-round selection (203rd overall) by Chicago in the 2002 NFL Draft... Put on waivers (10/3/02) and signed to Bears practice squad (10/5/02)... Elevated to the active roster (11/20/02)... Waived by Chicago (8/25/03) and signed to New England's practice squad (9/17/03)... Elevated to active roster (11/15/03)... Signed as a free agent with Chicago (2/18/04). **SIGNED through 2005.**

**2003 SEASON:** Earned Super Bowl ring with New England after spending most of the season on the Patriots practice squad... Played only game with the Pats vs. DAL (11/16) on special teams... Signed to New England's practice squad after being released by Chicago following training camp. **GAMES PLAYED-STARTED: 1-0**

**PREVIOUS SEASON: 2002 -** Spent majority of rookie campaign on Chicago's active roster, appearing in the campaign's final 2 games... Named to active roster out of training camp and was inactive for Games 1-4 and Games 11-13... Moved to practice squad for Games 5-10... Elevated back to the active roster prior to Game 11... Active but DNP Game 14 before participating in Games 15-16... Made NFL debut on special teams at CAR (12/22).

**COLLEGE:** Finished 4-year Delaware (1998-2001) career ranked 3rd all-time in school history in receptions (158), receiving yards (3,068) and TDs (19)... Ranked 8th all-time averaging 19.4 yards per catch while starting 32 of 47 career games played... His 3,068 career receiving yards rank 9th all-time in Atlantic 10 Conference history... Had 11 career 100-yard receiving games... His 3,281 career all-purpose yards rank 12th all-time at Delaware... Ended career with 22-game reception streak, spanning his final 3 seasons... Earned second-team all-A10 honors and was the Blue Hen TD Club's Outstanding Senior End while leading the team with 30 catches for 514 yards and 3 TDs as a senior... Added 3 rushes for 20 yards and 1 TD... As a junior, garnered first-team all-A10 accolades while catching 58 passes for a career-high 1,337 yards and 8 TDs... Started every game as a sophomore, hauling in 47 passes for 850 yards and 4 TDs... Began career with 23 receptions for 367 yards and 4 TDs as a true freshman... Competed for Delaware track and field team, leading team to America East titles in 1999 (indoors) and 2000 (outdoors), and holds indoor triple jump record (48-11)... Won conference outdoor triple jump title in 2000 (49-3 3/4) and was league runner-up in event indoors in 1998, 1999 and 2001... Graduated with a double-major in business administration and marketing.

**PERSONAL:** First team all-city and second-team all-district selection as a senior in 1997 at Churchland (Portsmouth, Va.) H.S., playing both sides of the ball with 44 receptions for 501 yards as a WR and 7 INTs as a DB... Won state triple jump title (51-3/4) as a senior after finishing 3rd as a sophomore and junior... Son of Dolita Elliott.

### Jamin Elliott's Pro Stats

#### REGULAR SEASON

Year	Team	Rec	Yds	Avg	Lg	TD	G-GS
2002	Chicago	0	0	-	-	0	2-0
2003	New England	0	0	-	-	0	1-0
<b>CAREER</b>		<b>0</b>	<b>0</b>	<b>-</b>	<b>-</b>	<b>0</b>	<b>3-0</b>



## Brock Forsey

### Running Back

**Ht:** 5-11 **Wt:** 208

**Born:** February 11, 1980

**College:** Boise State

**Bears season:** 2 **NFL Season:** 2

**Acquired:** 6th round of the 2003 draft

# 44

**PRO CAREER:** Surprise contributor as a rookie RB, ranking 3rd on the Bears in rushing yards (191), carries (50) and rushing TDs (2) while equalling Chicago's seventh-highest single-game rushing performance since 1990 in his second career start... Became 16th Bears rookie RB to rush for 100 yards and first since Anthony Thomas in 2001... Averaged nearly 4.0 yards per rush attempt and over 12.0 yards per reception.

**CAREER TRANSACTIONS:** Entered NFL as a sixth-round selection (206th overall) by Chicago in the 2003 NFL Draft... Signed contract (6/19/03). **SIGNED through 2005.**

**2003 SEASON:** Played in 9 games as a rookie with the Bears, primarily on special teams, with 2 starts at RB... Ranked 3rd on the team with 191 rushing yards, 50 carries, and tied for 3rd on team with 2 rushing TDs... Inactive for Games 1, 3-4... Made NFL debut at MIN (9/14) playing on special teams... Took first NFL carry for 5 yards and a first down at SEA (10/19) out of a punt fake... Made first NFL start vs. DET (10/26) and rushed for an 8-yard TD among 19 for 56 rushing... Active but DNP Games 9-11, 14... Became 16th Bear rookie ever to rush for 100 yards vs. ARIZ (11/30) in second start, setting a personal-best with 134 rushing yards on 27 carries (5.0 ypc) with a long of 17; 2-for-27 receiving with a long of 22. **GAMES PLAYED-STARTED: 9-2**

**COLLEGE:** Former walk-on concluded his career at Boise State (1998-2002) with his name scattered across the record books, including his place as the second-leading rusher in school history with 4,045 yards on a school-record 813 carries... Tied NCAA records for most games scoring a TD in a season (12, with Randy Moss) and career (35)... Combined with Bronco kicker Nick Calaycay to break the nearly 50-year old NCAA record for most career points scored by two players on the same team with 756 (408 by Forsey and 348 by Calaycay) to top the old mark by 171 points... Third player in college annals to score more than 400 career points... Starting 35 of 49 career games, rushed for school-record 50 TDs, caught 101 passes for 1,175 yards and 18 TDs, and returned 63 kickoff returns for 1,450 yards... Three-time all-Western Athletic Conference performer ran for over 100 yards in 19 contests... Also set school records with 6,670 career all-purpose yards and 63 kickoff returns... Led nation in scoring as a senior and named WAC Offensive Player-of-the-Year, recording the second-highest single-season totals for points (192) and TDs (32) in NCAA history, trailing only Barry Sanders (234 and 39 in 1998)... Majored in social science.

**PERSONAL:** Earned first team all-state honors at RB as a junior and senior for Centennial H.S. in Meridian, Idaho... Rushed for 1,600 yards and 18 TDs as a senior, helping lead Centennial to the state championship... Also lettered in baseball.

### Brock Forsey's Pro Stats

#### REGULAR SEASON

Year	Team	Rushing				Receiving					G-GS	
		Rush	Yds	Avg	Lg	TD	Rec	Yds	Avg	Lg		TD
2003	Chicago	50	191	3.8	17	2	3	37	12.3	22	0	9-2
<b>CAREER</b>		<b>50</b>	<b>191</b>	<b>3.8</b>	<b>17</b>	<b>2</b>	<b>3</b>	<b>37</b>	<b>12.3</b>	<b>22</b>	<b>0</b>	<b>9-2</b>

#### BROCK FORSEY'S SEASON / CAREER / PLAYOFF HIGHS

	2003	Career	Playoff
Carries	.27 vs. ARIZ (11/30)	Same as 2003	None
Rushing Yards	.134 vs. ARIZ (11/30)	Same as 2003	None
Rushing TDs	.1, two times	Same as 2003	None
Longest Rush	.17 vs. ARIZ (11/30)	Same as 2003	None
Receptions	.2 vs. ARIZ (11/30)	Same as 2003	None
Receiving Yards	.27 vs. ARIZ (11/30)	Same as 2003	None
Longest Reception	.22 vs. ARIZ (11/30)	Same as 2003	None



## Justin Gage

**Wide Receiver**

**Ht: 6-4 Wt: 210**

**Born: January 25, 1981**

**College: Missouri**

**Bears season: 2 NFL Season: 2**

**Acquired: 5th round of the 2003 draft**

# 87

**PRO CAREER:** Developed into a viable big-play option for the Bears offense during 2nd half of his rookie season as nearly half of his receptions accounted for over 20 yards... His team-high per-catch average of 19.9 yards in 2003 stands as the highest for a Chicago receiver with at least 15 catches since Willie Gault's 20.1-yard avg. in 1987 and the highest for a Bears rookie since Gault's 20.9-yard avg. in 1983.

**CAREER TRANSACTIONS:** Entered NFL as a fifth-round selection (143rd overall) by Chicago in the 2003 NFL Draft... Signed contract (7/18/04). **SIGNED through 2006.**

**2003 SEASON:** Led Bears with 19.9-yards per catch avg. while ranking 2nd on the team with 7 catches of 20 or more yards, 5th with 338 receiving yards and 6th with 17 receptions in 10 games played as a rookie... Produced big-plays early on as 5 of his first 6 catches went for more than 20 yards... Inactive for the first 5 games of the season, but started Games 8 and 14-15 as a third WR... Made NFL debut at SEA (10/19), catching 2 passes for 26 yards with a long of 21... Led Bears in receiving yards with 58 on 2 catches vs. DET (10/26), including a 37-yarder and a 21-yard TD - the first of his career... First NFL start came in a three-WR set vs. SD (11/2), catching passes of 24 and 28 yards (2 for 52 yards)... Season-high 100 yards on 4 catches vs. ARIZ (11/30) including a personal-long catch of 57 yards that propelled him to the first 100-yard receiving game by a Chicago receiver in 2003... Tied for team-lead with 4 catches for 42 yards and an 11-yard TD vs. WASH (12/21), starting 2nd straight game in a three-WR set and leaving game in the 2nd half due to a knee injury... Inactive due to injury for season-finale at KC (12/28). **GAMES PLAYED-STARTED: 10-3**

**COLLEGE:** Developed into a 3-time all-Big 12 Conference WR in 4 years at Missouri (1999-2002) while playing on the Tigers basketball team his first 3 years... Started each of Mizzou's 34 games during his final 3 years, finishing with 200 catches for 2,704 yards and 18 TDs while leading the team in receiving each year... Also threw for 258 yards on 18-of-49 passing with 4 TDs and 3 INTs... As a senior, led the team with a single-season school record 82 catches for 1,075 yards and 9 TDs... Successfully switched from QB to WR prior to sophomore season, earning team offensive MVP honors along with honorable mention all-Big 12 with a team-high 44 receptions for 709 yards and 4 TDs... Scheduled to redshirt as a freshman, but was forced into action at QB in the final 3 games and finished with 14-of-41 passing for 138 yards, 2 TDs and 3 INTs... Majored in business.

**PERSONAL:** Standout QB at Jefferson City (Mo.) H.S. added second-team all-state honors as a defensive back... Threw for 1,148 yards and 21 TDs while rushing for 702 yards and 12 TDs in his final season... Also lettered in basketball his first 3 years in school, playing in 73 games with a per game average of 14.3 minutes played, 2.9 rebounds and 2.1 points... Caught the eye of the Mizzou basketball staff after guarding his MU teammate Kareem Rush in a high school all-star game... Son of Ernestine and Al Gage.

### Justin Gage's Pro Stats

#### REGULAR SEASON

Year	Team	Rec	Yds	Avg	Lg	TD	STT	G-GS
2003	Chicago	17	338	19.9	57	2	1	10-3
<b>CAREER</b>		<b>17</b>	<b>338</b>	<b>19.9</b>	<b>57</b>	<b>2</b>	<b>1</b>	<b>10-3</b>

#### JUSTIN GAGE'S SEASON / CAREER / PLAYOFF HIGHS

	2003	Career	Playoff
Receptions	4, two times	Same as 2003	None
Receiving Yards	100 vs. ARIZ (11/30)	Same as 2003	None
Receiving TDs	1, three times	Same as 2003	None
Longest Reception	57 vs. ARIZ (11/30)	Same as 2003	None



## Mike Gandy

**Tackle/Guard**

**Ht: 6-4 Wt: 310**

**Born: January 3, 1979**

**College: Notre Dame**

**Bears season: 4 NFL Season: 4**

**Acquired: 3rd round of the 2001 draft**

# 69

**PRO CAREER:** Versatile performer who will battle for a starting spot on the Bears O-line... Served as Chicago's starting left tackle for most of the last 2 seasons, starting 24 straight games and 18 straight at LT... Spent the entire 2003 campaign as the Bears starting LT after breaking into the NFL splitting time at left guard and LT in 2002... Made initial move to the starting lineup at LG due to a teammate's injury before moving to LT due to another one... Served as backup right guard during his rookie season, but did not participate in any regular season games.

**CAREER TRANSACTIONS:** Entered NFL as a third-round selection (68th overall) by Chicago in the 2001 NFL Draft. **SIGNED through 2004.**

**2003 SEASON:** Started career-high 14 games at LT, including the first 13 of the season, while missing 2 games to injury... Made first career opening-day start at SF (9/7)... Made 24th consecutive start at GB (12/7), but left game in 4th qtr. due to shoulder injury... Inactive Games 14-15 due to shoulder injury but returned to start season finale at KC (12/28). **GAMES PLAYED-STARTED: 13-11**

**PREVIOUS SEASONS: 2002** - Made his NFL debut for the Bears 4 weeks into the season and went on to establish himself as a starter at 2 different positions over the final 11 games of the campaign... Started at LG Games 6-10 before moving to LT for Games 11-16... Inactive for the first 2 games before being active for the first time in his career vs. NO (9/22); active but DNP... Made NFL debut at BUF (9/29) on special teams... Subbed for injured LG Rex Tucker vs. GB (10/7)... Took over starting LG position with first NFL start at DET (10/20)... Moved to LT when Marc Colombo was lost for the year to injury and made first career start at the position vs. DET (11/24) after never having played the position before at any level during his career. **2001** - Inactive for all 16 regular season games and the playoff contest.

**COLLEGE:** Concluded his Notre Dame career (1997-2000) with a string of 26 consecutive starts... Selected first-team All-America by The Sports Xchange, third-team by *The Sporting News* and first-team all-Independent by the *Football News* as a senior... Recipient of the Guardian-of-the-Year Award, given annually to the team's best o-lineman, in 2000 as well while starting every game at RG... Played major role in Irish converting 33-of-35 scoring opportunities inside the red zone that season... Also started every game at RG as a junior, one of only 3 players to log over 300 minutes of playing time for an offense that averaged 419.7 yards per game... Saw first collegiate game action as a sophomore, playing in every game and starting the final 3 contests at RG... Did not see any game action as a redshirt freshman... Graduated in May, 2000, with bachelor's degrees in both sociology and computer applications.

**PERSONAL:** Two-time all-city, all-district and all-area pick at Garland (Tex.) H.S., earning 4 letters at TE and DE... Selected for the Texas-Oklahoma Oil Bowl and Texas-California Shrine Classic All-Star games... Cousin, Tony Blevins, was a defensive back at the University of Kansas and with the Indianapolis Colts.

### Mike Gandy's Pro Stats

#### REGULAR SEASON

**GAMES PLAYED-STARTED** - 27-25: 2001 (0-0); 2002 (13-11); 2003 (14-14).

#### POSTSEASON

**GAMES PLAYED-STARTED** - 0-0: 2001 (0-0).





## Aaron Gibson

**Guard/Tackle**

**Ht: 6-6 Wt: 370**

**Born: September 27, 1977**

**College: Wisconsin**

**Bears season: 3 NFL Season: 6**

**Acquired: Waived free agent in 2002 (Dal)**

# 78

**PRO CAREER:** Took over Chicago's starting RT position in his first training camp with the team and went on to play all 16 games for the first time in his career... Season-opening start with the Bears in 2003 was his first start since Oct. 28, 2001, playing for Detroit vs. Cincinnati... Has started 31 of 34 NFL games played... Started 2002 campaign with Dallas, but was waived after playing just 1 game and finished the year with Chicago... Also played in Cowboys' 2001 season-finale after being claimed off waivers from Detroit... Limited to just 16 games played (15 starts) with the Lions over the first two-plus years of his career after missing his entire rookie season due to a shoulder injury.

**CAREER TRANSACTIONS:** Entered NFL as a first-round selection (27th overall) by Detroit in the 1999 NFL Draft... Placed on reserve/injured (9/2/99)... Placed on reserve/injured (12/4/00)... Placed on waivers (10/30/01) and claimed by Dallas (10/31/01)... Waived by Cowboys (10/4/02)... Signed with Chicago (11/26/02). **SIGNED through 2004.**

**2003 SEASON:** Started career-high 16 games at RT in his first season with Chicago... Made Bears debut playing RT at SF (9/7)... Left game in 4th qtr. with sprained right knee vs. ARIZ (11/30), but returned the next week at GB (12/7). **GAMES PLAYED-STARTED: 16-16**

**PREVIOUS SEASONS:** 2002 - Began campaign with Dallas before joining Chicago for the season's final month... Played in Cowboys season opener at HOU (9/8)... Inactive vs. TEN (9/15)... Waived by Dallas after Game 4 and remained a free agent until signing with the Bears (11/26)... Inactive for Chicago's final 5 games. 2001 - Split time between Detroit and Dallas, playing a total of 7 games while finishing the year with the Cowboys... Started Detroit's first 4 games at RT before leaving game in 3rd qtr. at MIN (10/14) with bruised knee... Participated as reserve tackle vs. TEN (10/21) and returned to start vs. CIN (10/28) before going on waivers (10/30)... Claimed by Cowboys the next day and was inactive the next 8 games... Active but DNP vs. SF (12/30)... Made Cowboys debut on FG unit at DET (1/6/02). 2000 - Started first 10 games of the year at RT for Detroit before suffering season-ending right shoulder separation... First NFL start came at NO (9/3)... Final start of season came vs. ATL (11/12) when he injured his shoulder... Inactive Weeks 11-13 before going on injured reserve following surgery on (12/7). 1999 - Spent rookie season on Detroit's injured reserve after dislocating his left shoulder in mini-camp.

**COLLEGE:** Spent two of four years at Wisconsin (1995-98) blocking for Heisman Trophy winner Ron Dayne, the all-time NCAA Div. I leader in rushing yards (6,397)... Earned first-team All-America, first-team all-Big Ten and team co-MVP honors as a senior while the Badger offense averaged 240.3 rushing yards per game... First Badger named as a finalist for the Lombardi Award and Outland trophy... Named All-America honorable mention and first-team all-Big Ten as a junior... Was reserve RT as a sophomore and a blocking TE during the 2nd half of the season... Did not play as a freshman under the guidelines of NCAA Proposition 48... Majored in Afro-American studies.

**PERSONAL:** Lettered 3 times in football and 4 times in track and field at Decatur Central H.S. in Indianapolis... Earned All-America and first-team all-state honors while playing on both sides of the ball as a senior... Playing on the D-line, recovered 8 fumbles and recorded 11 PDs... Wife is Lucie.

### Aaron Gibson's Pro Stats

#### REGULAR SEASON

**GAMES PLAYED-STARTED - 34-31:** 1999 Detroit (0-0); 2000 Detroit (10-10); 2001 Detroit/Dallas (6-5/1-0); 2002 Dallas/Chicago (1-0/0-0); 2003 Chicago (16-16).



## John Gilmore

**Tight End**

**Ht: 6-4 Wt: 262**

**Born: September 21, 1979**

**College: Penn State**

**Bears season: 3 NFL Season: 3**

**Acquired: Waived free agent in 2002 (NO)**

# 85

**PRO CAREER:** Valuable reserve TE and special teams performer during his 2 seasons in Chicago in which he has played in 23 games while starting 5... Contributed to the Bears special teams units in 2003 with his first career special teams tackles and kickoff returns... Started 4 games for Chicago as a rookie, averaging 13 yards a catch, while also contributing as a blocker on the special teams return units... Joined the Bears after being cut by New Orleans at the end of his rookie training camp.

**CAREER TRANSACTIONS:** Entered NFL as a sixth-round selection (196th overall) by New Orleans in the 2002 NFL Draft... Waived (8/30/02) and signed with Chicago (9/2/02). **SIGNED through 2004.**

**2003 SEASON:** Participated primarily on special teams in a career-high 15 games for the Bears while making 1 start in a two-TE set... Totaled 3 special teams tackles for the coverage unit and fielded 3 squib-kickoffs with a 8.3-yard return average for the return unit... Posted first career special teams tackles at DET (11/9) and added another the next week vs. STL (11/16)... Started in two-TE set at DEN (11/23)... Participated vs. WASH (12/21), but left game with a concussion... Inactive for the season finale at KC (12/28) due to a concussion. **GAMES PLAYED-STARTED: 15-1**

**PREVIOUS SEASON: 2002 -** Waived by the Saints at the end of camp before signing with Chicago... Began his Bears career on the practice squad for Games 1-6 before playing in the final 8 games of the year, starting the last 4... Active but DNP at MIN (10/27) in first week on Bears active roster... Made NFL debut vs. NE (11/10) playing on special teams... Caught his first 2 career passes at GB (12/1) gaining 16 yards... First NFL start came on *Monday Night Football* at MIA (12/9)... Caught career-high 3 passes vs. NYJ (12/15) for 28 yards... Hauled in career-high 32 yards on 2 receptions at CAR (12/22)... Caught career-long 30-yard reception for lone catch vs. TB (12/29).

**COLLEGE:** Lettered 4 years at Penn State (1998-2001) and caught 58 passes for 634 yards and 3 TDs... Honorable mention all-Big Ten selection as a senior co-captain after setting career-highs with 25 receptions for 284 yards in 10 starts... Received the Hall Foundation Award as the Nittany Lions' outstanding senior... Graduated in 2001 with a degree in recreation and park management.

**PERSONAL:** Named *Associated Press* first-team big school all-state and first-team all-county as a senior at Wilson H.S. in West Lawn, PA... Played in Big-33 Classic as the 1996 Wilson Male Athlete-of-the-Year while catching 33 passes for 667 yards, including all 8 of his prep TDs, and adding 79 tackles and 6 sacks as a LB... Caught 53 passes for 992 yards and 8 TDs while just playing football his final 2 years of high school... Also an all-state javelin thrower... Born John H. Gilmore, Jr. in Marquette, MI... Brother, Pete, was a freshman RB at Penn State John's senior season.

### John Gilmore's Pro Stats

**REGULAR SEASON**

Year	Team	Rec	Yds	Avg	Lg	TD	STT	G-GS
2002	Chicago	10	130	13.0	30	0	0	8-4
2003	Chicago	0	0	-	-	0	3	15-1
<b>CAREER</b>		<b>10</b>	<b>130</b>	<b>13.0</b>	<b>30</b>	<b>0</b>	<b>3</b>	<b>23-5</b>

**Additional Stats:** Kickoff Returns - 2003 (3 for 25 yards, long of 11).

**JOHN GILMORE'S SEASON / CAREER / PLAYOFF HIGHS**

	2003	Career	Playoff
Receptions	None	.3 vs. NYJ (12/15/02)	None
Receiving Yards	None	32 at CAR (12/22/02)	None
Longest Reception	None	30 vs. TB (12/29/02)	None

Gilmore

## Bobby Gray

**Safety**

**Ht: 6-0 Wt: 210**

**Born: April 30, 1978**

**College: Louisiana Tech**

**Bears season: 3 NFL Season: 3**

**Acquired: 5th round of the 2002 draft**

# 25



**PRO CAREER:** Began his second NFL season as a reserve DB for Chicago, but moved into a starting role at SS for 8 of the last 10 games...

Concluded the season ranked 9th on the Bears with 62 tackles and tied for 3rd on the squad with 6 PDs, both career-highs... Rookie season ended prematurely by a wrist injury after limited action.

**CAREER TRANSACTIONS:** Entered NFL as a fifth-round selection (140th overall) by Chicago in the 2002 NFL Draft... Placed on reserve/injured (9/23/02). **SIGNED through 2004.**

**2003 SEASON:** Performed well for the Bears as an extra DB, starting SS and special teams player while appearing in a career-high 16 games, ranking 9th on the team in tackles in just 9 starts... Started Games 7-8 and 11-16 at SS in place of injured Mike Green... First NFL start came as the 'nickel' DB at MIN (9/14), recording 2 tackles... Made 1 tackle and forced a fumble on special teams at NO (10/12)... Set-up Bears TD with 4th-qtr. fumble recovery at SEA (10/19); added 5 tackles with 1 TFL... Started first career game at SS vs. DET (10/26) and posted 6 tackles... Returned to starting lineup for remainder of season at DEN (11/23) and posted 6 tackles and first career sack... Posted career-high 10 tackles and 2 PDs at GB (12/7)... Registered 4 tackles vs. MIN (12/14)... Recorded 7 tackles vs. WASH (12/21)... Posted 7 tackles at KC (12/28). **GAMES PLAYED-STARTED: 16-9**

**PREVIOUS SEASON: 2002 -** Promising rookie year, in which he had earned a prominent reserve role in Chicago's 'dime' package by the start of the season, was cut short by dislocated right wrist suffered in the third week of the campaign... Recorded 2 tackles in NFL debut vs. MIN (9/8)... Saw reserve time at safety at ATL (9/15) and made first career special teams tackle... Posted 1 tackle vs. NO (9/23) before leaving game with dislocated right wrist... Placed on injured reserve for the final 13 games of the season after undergoing wrist surgery.

**COLLEGE:** Capped four-year career at Louisiana Tech (1998-2001) by starting 43 straight games at SS and finishing 6th on the school's all-time list with 389 tackles while adding 5 INTs, 14 PDs, 10 fumble recoveries and 6 forced fumbles... All-Western Athletic Conference first-team choice as a senior, led team for the second-straight year with 102 tackles, including 6 TFLs... Also recorded 2 INTs, 4 fumble recoveries, 3 forced fumbles, 2 INTs, and 5 PDs... Named all-Louisiana as a junior, leading team with career-high 119 tackles and adding 1 INT, 3 fumble recoveries and 1 forced fumble... Finished with 85 tackles and 2 TFLs as a sophomore... Started at SS as a freshman, finishing 4th on the team with 83 stops... Majored in sociology.

**PERSONAL:** Graduated from Aldine (Texas) H.S. in 1997 where he played QB for the Mustangs... Named all-Greater Houston and all-district as a senior... Son of Valene Gray... He and wife Nieka had their first son, Robert, Jr., during the off-season.

### Bobby Gray's Pro Stats

#### REGULAR SEASON

Year	Team	Int-Yds	Tkls-Solo	FF	FR	TFL	PD	Sack-Yds	STT	G-GS
2002	Chicago	0-0	3-3	0	0	0	0	0-0	1	3-0
2003	Chicago	0-0	62-42	0	1	2	6	1-8	4	16-9
<b>CAREER</b>		<b>0-0</b>	<b>65-45</b>	<b>0</b>	<b>1</b>	<b>2</b>	<b>6</b>	<b>1-8</b>	<b>5</b>	<b>19-9</b>

#### BOBBY GRAY'S SEASON / CAREER / PLAYOFF HIGHS

	2003	Career	Playoff
Tackles	.10 at GB (12/7)	.10 at GB (12/7/03)	.None
Solos	.7 at GB (12/7)	.7 at GB (12/7/03)	.None
Pass Defenses	.2 at GB (12/7)	.2 at GB (12/7/03)	.None

Gray



## Mike Green

**Safety**

**Ht: 6-0 Wt: 195**

**Born: December 6, 1976**

**College: Northwestern State (La)**

**Bears season: 5 NFL Season: 5**

**Acquired: 7th round of the 2000 draft**

# 43

**PRO CAREER:** Ranks as Chicago's third-leading tackler over the last 3 seasons with 254 while playing 42 games, including 26 starts at strong safety, trailing only Brian Urlacher (515) and Mike Brown (278)... Has performed at a high level on special teams throughout his career with the Bears... Was tied for 2nd on Chicago in tackles in 2003 when he suffered an injury that allowed him to play only 4 more games the rest of the season... Listed as the leading tackler among all NFL defensive backs (with 118 according to press box statistics) in 2002 in his first season as a starter; credited with 138 tackles after coaches review to rank 2nd on the Bears... Ranked 10th among all Chicago defenders in tackles in his second year as a pro while seeing his first extended time on defense as the team's 'nickel' and 'dime' back... Earned 'Mr. Irrelevant' honors as the final player chosen in the 2000 NFL Draft.

**CAREER TRANSACTIONS:** Entered NFL as a seventh-round selection (254th overall) by Chicago in the 2000 NFL Draft... Placed on reserve/injured (12/23/03). **SIGNED through 2008.**

**2003 SEASON:** Started the first 6 games at SS for Chicago, but a groin injury kept him out of 6 of the last 10 games while making just 2 more starts... Still ranked 10th on the team in tackles and recorded his first career INT while starting 8-of-10 games played... Inactive for Games 8, 11-12, and 15 before going on injured reserve due to his injury... Led secondary with 9 tackles at SF (9/7); added 1 PD... Recorded 6 tackles, including 1 TFL, at MIN (9/14)... Set-up Bears FG with INT and 3-yard return in 2nd qtr vs. GB (9/29) while tying for team-high with 9 tackles... Posted 8 tackles at NO (10/12)... Recorded 2 tackles, with a half sack, at SEA (10/19) in his 22nd straight start, but left game in 4th qtr with groin injury... Active but DNP vs. DET (10/26)... Returned from 2-game injury hiatus to start at DET (11/9); posted 4 tackles with 1 TFL and 1 PD... Finished season with 1 week on injured reserve. **GAMES PLAYED-STARTED: 10-8**

**PREVIOUS SEASONS:** 2002 - In first season as Bears starting SS, ranked 2nd on team with career-high 138 tackles while maintaining his effectiveness on special teams by ranking third with 15 special teams tackles... Twice led Chicago defenders in tackles, only player besides Brian Urlacher to do so in '02, while reaching double-digits in 7 games... Recorded 8 tackles and 1 PD in season-opening start vs. MIN (9/8); added 2 special teams tackles... Led secondary with 10 tackles at ATL (9/15)... Tied for lead among secondary with 10 tackles (1 TFL) at DET (10/20)... Recovered first career fumble at MIN (10/27) while leading secondary with 10 tackles (1 TFL)... Led secondary with 12 tackles vs. PHI (11/3); added 1 PD... Led secondary with 11 tackles vs. DET (11/24)... Team-high 12 tackles (10 solos) at GB (12/1); added 2 special teams tackles... Recovered fumble at MIA (12/9) on *Monday Night Football* while topping 100-tackles for the season with 7... Led Bears with career-high 14 tackles vs. NYJ (12/15); added 1 TFL and 1 PD... Recorded 9 tackles and 1 PD at CAR (12/22); added 2 special teams stops... Led secondary with 10 tackles, including 8 solos and 1 sack, vs. TB (12/29). 2001 - Bears leading tackler among non-starters recording 68 tackles as the team's 'dime'-back in 16 regular season games played, starting twice when the team opened the game with their 'dime' package... Proved to be a special teams stalwart, ranking 2nd on Chicago with career-high 25 special teams tackles... Posted 1 special teams stop at BALT (9/9)... Posted first 3 career tackles vs. MIN (9/23) plus career-high 3 special teams stops... Contributed 3 tackles and equaled career-high with 3 special teams stops at CIN (10/21)... Totaled 3 tackles, including first career sack, and a forced fumble vs. SF (10/28) in first career start in 'dime' package... Tallied 4 tackles vs. GB (11/11) and subbed for injured Mike Brown; added 2 special teams stops... Contributed 7 tackles at TB (11/18); added 2 special teams stops... Notched 11 tackles at MIN (11/25), including 1 forced fumble; added 2 special teams stops... Delivered 7 tackles vs. DET (12/2)... Posted 7 tackles, including 1 sack, at WASH (12/23) plus 1 PD while notching 2 special teams stops and recovering 4th-qtr.

fumble to end Redskins comeback attempt... Wrapped up 8 tackles vs. JAX (1/6/02), including 1 sack... Notched 3 tackles in Divisional Playoff vs. PHI (1/19/02). 2000 - Saw action in 7 games on special teams, contributing 3 tackles... Participated in Games 3-6, 13-14 and 16... Inactive first 2 games before NFL debut at Soldier Field vs. NYG (9/17)... Wrapped up 2 special teams stops at GB (10/1)... Played vs. NO (10/8)... Returned to the lineup vs. GB (12/3) and notched 1 special teams tackle... Inactive at SF (12/17)... Played in season finale at DET (12/24).

**COLLEGE:** Two-year starter at safety during 4-year career at Northwestern State (La.) (1996-99), earning All-America and all-Southland Conference honors as a junior and senior... Ranked 3rd on team with 99 tackles as a senior after finishing 2nd on team with 104 tackles his junior season... Recorded 25 PDs and 4 INTs during his career... Also excelled on track team, anchoring the Demons relay teams... Majored in criminal justice.

**PERSONAL:** First-team all-state selection and team MVP at Ruston (La.) H.S... Had 7 blocked kicks and 5 INTs as a senior after 2 blocked kicks and 2 INTs as a junior... Past community involvement includes participating with fellow members of Bears secondary and Meals on Wheels to "Intercept Hunger" with meal donations being made based on player performance... Has 3 daughters, Virginia Rae, Haley Michelle and Hunter Mikhayla... Michael Wayne Green is the youngest of 3 children of Rosie and Shelly Green.

### Mike Green's Pro Stats

#### REGULAR SEASON

Year	Team	Int-Yds	Tkls-Solo	FF	FR	TFL	PD	Sack-Yds	STT	G-GS
2000	Chicago	0-0	0-0	0	0	0	0	0-0	3	7-0
2001	Chicago	0-0	68-46	2	0	0	4	3-17	25	16-2
2002	Chicago	0-0	138-89	0	2	5	5	1-10	15	16-16
2003	Chicago	1-3	48-31	0	0	3	2	0.5-1.5	2	10-8
<b>CAREER</b>	<b>1-3</b>	<b>254-166</b>	<b>2</b>	<b>2</b>	<b>8</b>	<b>11</b>	<b>4.5-28.5</b>	<b>45</b>	<b>49-26</b>	

STT-Special Teams Tackles

#### POSTSEASON

Year	Team	Int-Yds	Tkls-Solo	FF	FR	TFL	PD	Sack-Yds	STT	G-GS
2001	Chicago	0-0	3-2	0	0	0	0	0-0	0	1-0
<b>CAREER</b>	<b>0-0</b>	<b>3-2</b>	<b>0</b>	<b>0</b>	<b>0</b>	<b>0</b>	<b>0</b>	<b>0-0</b>	<b>0</b>	<b>1-0</b>

STT-Special Teams Tackles

#### MIKE GREEN'S SEASON / CAREER / PLAYOFF HIGHS

	2003	Career	Playoff
<b>Tackles</b>	9, two times	14 vs. NYJ (12/15/02)	3 vs. PHI (1/19/02)
<b>Solos</b>	8 vs. GB (9/29)	10 vs. PHI (11/3/02)	2 vs. PHI (1/19/02)
<b>Sacks</b>	.05 at SEA (10/19)	1, four times	None
<b>Interceptions</b>	1 vs. GB (9/29)	1 vs. GB (9/29/03)	None
<b>Pass Defenses</b>	1, two times	1, eleven times	None

## NOT GETTING THE POINT(S)

The 2003 Bears defense was at its best during a string of six straight games (Oct. 26-Nov. 30) when they allowed a League-low 71 points while allowing 16 or fewer points in five of those six games. The Bears defense kept Detroit (Oct. 26) and San Diego (Nov. 2) scoreless in consecutive first halves played at Soldier Field, Chicago's first consecutive first-half white-washings since doing so at Detroit on Dec. 30, 2001, and vs. Jacksonville on Jan. 6, 2002. Beginning with the game vs. Detroit, the Bears allowed a total of 19 points in the first half (including only three in the second quarter) over the next six games. Chicago went 4-2 during that stretch in which the team allowed an average of 3.2 first-half points per game; a stark improvement over the first six games of the year when the Bears went 1-5 while allowing an average of 18.7 first-half points per game.

## Rex Grossman

**Quarterback**

**Ht: 6-1 Wt: 218**

**Born: August 23, 1980**

**College: Florida**

**Bears season: 2 NFL Season: 2**

**Acquired: 1st round of the 2003 draft**

# 8



**PRO CAREER:** The fourth QB overall chosen in the 2003 draft, led all rookie signal-callers last year with a .667 winning percentage and passer rating of 74.8 while leading the Bears to a 2-1 record... Dating back to 1952, stands as Chicago's only rookie QB to win his first 2 starts and the only one during that time to win in his NFL debut... Connected on 7 plays of 20 or more yards in 10 quarters of rookie action... Just the eighth QB ever drafted by the Bears in the first round and just the fourth since 1951.

**CAREER TRANSACTIONS:** Entered NFL as a first-round selection (22nd overall) by Chicago in the 2003 NFL Draft... Signed contract (7/25/03). **SIGNED through 2007.**

**2003 SEASON:** Started the final 3 games of the season for Chicago, becoming the first Bears rookie QB to win his first NFL start in 22 seasons and the franchise's only player to do so in his first 2 career starts dating back to 1952... Led Chicago QBs in passing yards per attempt (6.07), INTs per attempt ratio (1.4%), passer efficiency rating (74.8) and tied for the team lead in TDs per attempt ratio (2.8%)... Did Not Play as the backup QB in Games 6-8, 12-13 and inactive as third QB in Games 1-5, 9-11... Made NFL debut as starting QB vs. MIN (12/14), throwing for 157 yards on 13-of-30 passing and leading Chicago to a FG on his first drive behind center; first completion was an 11-yarder to TE Desmond Clark... Passed for season-high 249 yards on 19-of-32 passing vs. WASH (12/21) with 2 TDs and 1 INT, including a season-long 59-yard completion to WR Marty Booker for his first career TD pass; completed passes to 9 different receivers, 6 different on first 6 completions... Completed 6-of-10 passes for 31 yards in start at KC (12/28) before leaving in 2nd qtr. due to finger injury. **GAMES PLAYED-STARTED: 3-3**

**COLLEGE:** Established his place among the elite of Florida QBs by finishing his career (1999-2002) among the all-time passing leaders at UF and the Southeastern Conference while leading the Gators to 3 bowl games and a 23-9 overall record in his 3 years as a starter... The 2001 Heisman trophy runner-up and *Associated Press* National Player-of-the-Year concluded his career with 9,164 passing yards (3rd at UF, 5th in SEC), 677 completions (3rd at UF), 1,110 attempts (4th at UF), 77 TD passes (2nd at UF, 3rd in SEC) and the lowest career INT percentage in Gator history (3.24)... Just the fifth sophomore in NCAA history to finish in the top 2 in Heisman voting... Also ranks 2nd with a 61.0 career completion percentage... Led the SEC in passing as a sophomore and junior while tossing an NCAA-record 55 TD passes as a freshman and sophomore... Started 32-of-37 games played at UF and throwing for 300 yards in a school-record 17 of those contests... An all-SEC second-team pick as a junior after starting all 13 games and setting school records with 287 completions and 503 attempts... Finished career with 21-of-41 passing for 323 yards and 2 TDs vs. Michigan in the Outback Bowl... In addition to his Heisman standing as a sophomore, earned recognition as a finalist for the Walter Camp National Player-of-the-Year Award, the Maxwell College Player-of-the-Year Award and the Davey O'Brien National QB-of-the-Year Award... Did earn first-team all-SEC honors and the SEC Offensive Player-of-the-Year award while throwing for a Gator-record 3,896 yards (2nd in SEC) and career-high 34 TDs (6th in SEC) while starting 11-of-12 games... Also led the NCAA in pass-efficiency rating (170.8), passing yards per game (354.2), yards per pass attempt (9.86) and yards per play (9.10)... Threw for over 300-plus yards in 10-of-11 games, the most 300-plus games in a season in UF history, and at least 3 TD passes in 7-of-11 regular-season games... As a redshirt freshman, became first freshman QB in UF history to be named first-team all-SEC while starting 8-of-12 games played, including the Nokia Sugar Bowl... First freshman ever named MVP of the SEC Championship Game following a regular season in which his pass-efficiency rating led the SEC, ranked 3rd nationally, ranked 3rd by a freshman in NCAA history and was the third-highest season total in UF history... Led the SEC in TD passes, tying for most in the nation by a freshman and ranking as the second-best season total for a freshman in SEC history... Practiced on the scout team and did not see any game action as a true freshman... Majored in travel and tourism.

# The Players

## Rex Grossman • Quarterback

**GSH**

**PERSONAL:** Passed for 7,518 yards and 97 TDs at Bloomington South (Ind.) H.S. during his prep career... Led team to the 1998 state 5A title, passing for 3,080 yards and 34 TDs as a senior... Honored as the 1998 Indiana Player-of-the-Year by *USA Today* and the Parade All-America team... Tabbed by several recruiting magazines as the top prep QB in the Midwest and among the top 15 in the nation... Ranked by National Recruiting Advisor among the top-5 players in the nation in its "pro-style QB" rating... Son of Daniel and Maureen Grossman... Father and grandfather, Rex, both played football at Indiana University.

### Rex Grossman's Pro Stats

#### REGULAR SEASON

Year	Team	Att	Cmp	Yds	Pct	Lg	TD	Int	Sk/Yds	Rate	Rush	Yds	Avg	Lg	TD	G-GS
2003	Chicago	72	38	437	52.8	59t	2	1	4/41	74.8	3	-1	-0.3	0	0	3-3
<b>CAREER</b>		<b>72</b>	<b>38</b>	<b>437</b>	<b>52.8</b>	<b>59t</b>	<b>2</b>	<b>1</b>	<b>4/41</b>	<b>74.8</b>	<b>3</b>	<b>-1</b>	<b>-0.3</b>	<b>0</b>	<b>0</b>	<b>3-3</b>

#### REX GROSSMAN'S SEASON / CAREER / PLAYOFF HIGHS

	2003	Career	Playoff
Attempts	32 vs. WASH (12/21)	Same as 2003	None
Completions	19 vs. WASH (12/21)	Same as 2003	None
Passing Yards	249 vs. WASH (12/21)	Same as 2003	None
TD Passes	2 vs. WASH (12/21)	Same as 2003	None
Interceptions	1 vs. WASH (12/21)	Same as 2003	None
Longest Completion	59t vs. WASH (12/21)	Same as 2003	None

#### REX GROSSMAN GAME-BY-GAME PASSING

##### 2-1 Regular Season Starting Record

##### 2003 CHICAGO BEARS

Date	W/L	Opp.	Att	Cmp	Yds	Pct.	TD	INT	Lg	Sk/Lst	Rtg
<i>DNP as Backup QB for Games 6-8, 12-13; 3rd QB for Games 1-5, 9-11</i>											
12/14*	W	MIN	30	13	157	43.3	0	0	39	1/12	60.0
12/21*	W	WASH	32	19	249	59.4	2	1	59t	2/11	91.8
12/28*	L	at KC	10	6	31	60.0	0	0	10	1/18	65.0
<b>Totals</b>	<b>2-1</b>		<b>72</b>	<b>38</b>	<b>437</b>	<b>52.8</b>	<b>2</b>	<b>1</b>	<b>59t</b>	<b>4/41</b>	<b>74.8</b>

## FORMULA for QB RATING

"Quarterback Rating" is the most complicated of the NFL's official statistics. The formula uses five factors: attempts, completions, gross yardage, touchdowns and interceptions. It was designed so that a score of 100 would be great with 90 being very good, 80 being good — similar to an A-B-C grading scale.

Here's the formula which works when entered into Microsoft Excel. Be careful, there are 196 characters which must be typed perfectly, without any spaces, in order for everything to calculate correctly:

$$= (\text{ROUND}(\text{((((MAX(MIN(2.375, ((B1*100)/A1)-30)*0.05)), 0)) + (MAX(MIN(2.375, ((D1*100)/A1)*0.2)), 0)) + (MAX(MIN(2.375, (((E1*100)/A1)-9.5)*(-0.25)), 0)) + (MAX(MIN(2.375, ((C1/A1)-3)*0.25)), 0)))*100)/6, 1))$$

A1 = ATTEMPTS; B1 = COMPLETIONS; C1 = GROSS YARDS; D1 = TOUCHDOWNS; E1 = INTERCEPTIONS

Grossman



## Michael Haynes

**Defensive End**

**Ht: 6-3 Wt: 274**

**Born: September 13, 1980**

**College: Penn State**

**Bears season: 2 NFL Season: 2**

**Acquired: 1st round of the 2003 draft**

# 97

**PRO CAREER:** Ranked among the team leaders in sacks in 2003 while being among 3 rookies to participate in all 16 games.

**CAREER TRANSACTIONS:** Entered NFL as a first-round selection (14th overall) by Chicago in the 2003 NFL Draft... Signed contract (7/25/03). **SIGNED through 2008.**

**2003 SEASON:** Ranked 4th on the Bears as a rookie with 2 sacks while playing as a reserve DE in all 16 games... Recorded 3 tackles in his NFL debut at SF (9/7)... Tallied first NFL sack at SEA (10/19)... Broke through for QB pressure vs. DET (10/26) that led to INT by Charles Tillman... Recorded 1 sack vs. STL (11/16) among 4 tackles... Posted 4 tackles and forced fumble vs. ARIZ (11/30)... Posted season-high 6 tackles vs. WASH (12/21). **GAMES PLAYED-STARTED: 16-0**

**COLLEGE:** The 2002 Big Ten Defensive Player-of-the-Year and first-team all-Big Ten at Penn State concluded his career (1998-2002) ranked 3rd on the school's all-time sacks list after establishing a career-high as a senior with a conference-leading 15 sacks... Finished career with 158 tackles, 101 solos, 25.5 sacks, 42 TFLs, 5 PDs, a fumble recovery and a school career-record 8 forced fumbles... Earned Defensive MVP honors at the Senior Bowl after receiving first-team All-America honors from several publications... Started all 13 games as a senior, ranking 5th in the nation as he tied PSU's 23-year old single-season sack record and posted 23 TFLs among a career-high 80 tackles... Also set the school record with 7 forced fumbles while recording 6 multi-sack games... Shifted to DE from FB in the spring before his redshirt freshman season in which he played in 9 games, earning academic all-Big Ten honors while recording 6 tackles... Graduated in May 2003 with a degree in animal sciences.

**PERSONAL:** Concluded his prep career with 1 year at Northern Burlington (N.J.) Regional H.S. after 3 years at Balboa (Panama City) H.S. while both parents finished their military careers... Played on both sides of the ball as a senior, recording over 100 tackles on defense while averaging over 9.0 yards per carry and catching 17 passes for 366 yards at FB... A goalie on the soccer team for 1 year and played volleyball for 2 seasons while at Balboa... Father, Michael, was in the Air Force, while his mother, Catherine, was in the Army... Has lived all over the world, including Pennsylvania, New York, Hawaii, Washington, New Jersey and Panama... Born Michael Washington Augustus Haynes Jr. in Brooklyn, N.Y... An aspiring veterinarian, he has had many pets during his life, including piranha and a pair of boa constrictors... During summer break in college, served internships with the Center for Wildlife Care (Lemont, Pa.) and Reptiland (Allenwood, Pa.)... Spent his first NFL off-season beginning graduate studies toward a master's degree in zoo and aquarium management through George Mason University... Highlighted his 2003 community involvement by handing out turkeys with the rest of the Bears defensive linemen at a pre-Christmas turkey giveaway for Chicagoland families in need... Wife is Stacy.

### Michael Haynes' Pro Stats

#### REGULAR SEASON

Year	Team	Int-Yds	Tkls-Solo	FF	FR	TFL	PD	Sack-Yds	STT	G-GS
2003	Chicago	0-0	31-20	1	0	2	1	2-8	0	16-0
<b>CAREER</b>		<b>0-0</b>	<b>31-20</b>	<b>1</b>	<b>0</b>	<b>2</b>	<b>1</b>	<b>2-8</b>	<b>0</b>	<b>16-0</b>

#### MICHAEL HAYNES' SEASON / CAREER / PLAYOFF HIGHS

	2003	Career	Playoff
Tackles	6 vs. WASH (12/21)	Same as 2003	None
Solos	4, two times	Same as 2003	None
Sacks	1, two times	Same as 2003	None
Tackles For Loss	1, two times	Same as 2003	None





## Hunter Hillenmeyer

**Linebacker**

**Ht: 6-4 Wt: 238**

**Born: October 28, 1980**

**College: Vanderbilt**

**Bears season: 2 NFL Season: 2**

**Acquired: Waived free agent in 2003 (GB)**

# 92

**PRO CAREER:** Developed into a productive special teams performer over his rookie season with the Bears... Spent most of the season with Chicago after signing with the team at the start of the year... Initially joined Chicago's practice squad... Waived by the Packers following the opening week of the 2003 season.

**CAREER TRANSACTIONS:** Entered NFL as a fifth-round selection (166th overall) by Green Bay in the 2003 NFL Draft... Waived by the Packers (9/10/03)... Signed to Chicago's practice squad (9/13/03)... Elevated to active roster (10/2/03). **SIGNED through 2005.**

**2003 SEASON:** Tied for 5th on Chicago with 12 special teams tackles as a rookie, playing in 13 games on special teams while providing depth at LB... Waived by Green Bay (9/10) after being inactive for the season opener... Signed to the Bears practice squad prior to Game 2... Elevated to active roster to make his NFL debut vs. OAK (10/5), equaling the team lead with 2 special teams tackles... Subbed at MLB for Brian Urlacher on 1 series at DEN (11/13); posted 2 tackles and 1 forced fumble on special teams... Tied season-high with 2 special teams tackles at GB (12/7)... Ended season with 1 special teams tackle vs. MIN (12/14) and at KC (12/28). **GAMES PLAYED-STARTED: 13-0**

**COLLEGE:** Four-year letter winner (1999-2002) at Vanderbilt saw action in 45 games, starting the final 23 (every contest in 2001 and '02) and tallying 249 tackles (165 solos), 6.5 sacks, 7 PDs, 4 fumble recoveries and 2 forced fumbles... Switched to MLB in a 4-3 defense for his senior season after playing 3 years at OLB in a 3-4 defense... Led the nation in tackles per game (14.0) as a senior while earning first-team all-Southeastern Conference, first-team Academic All-America, and 1 of 6 Division I-A football National Scholar-Athletes... Also led the SEC and placed among the nation's leaders in total tackles (168) and solo tackles (116)... Christened new position with 13 stops at Georgia Tech... Started all 11 games as a junior, finishing 2nd on Vandy with 72 tackles... As a sophomore, played in all 11 games as a reserve LB, recording 6 tackles, 1 TFL, 1 fumble recovery and 1 PD... Played all 11 games as a true freshman, contributing mostly on special teams, and totaled 3 tackles...The former TE caught a pass on a fake FG at Duke... Graduated with a double major (economics and human and organizational development) and 3.8 GPA.

**PERSONAL:** Two-time all-state, all-region and all-district selection at Nashville's Montgomery Bell Academy playing LB, DE, TE and P... Metro MVP and finalist for 'Mr. Football' as a senior (1998)... Won state titles his senior year in football and track... Lettered 3 years in football, 3 years in track and 2 years in tennis... Worked during college with the Boys & Girls Clubs and Special Olympics... Born Hunter Taverner Hillenmeyer in Nashville... Father, Henry, owns a chain of Nashville restaurants and was on the basketball and crew teams at Yale... The youngest of 5 boys... Began playing ice hockey at age 5; coach was ex-Marine... Older brother, Taylor, played golf at the University of Miami (Fla.).

### Hunter Hillenmeyer's Pro Stats

#### REGULAR SEASON

Year	Team	Int-Yds	Tkls-Solo	FF	FR	TFL	PD	Sack-Yds	STT	G-GS
2003	Chicago	0-0	0-0	0	0	0	0	0-0	12	13-0
<b>CAREER</b>		<b>0-0</b>	<b>0-0</b>	<b>0</b>	<b>0</b>	<b>0</b>	<b>0</b>	<b>0-0</b>	<b>12</b>	<b>13-0</b>

STT-Special Teams Tackles

#### HUNTER HILLENMEYER'S SEASON / CAREER / PLAYOFF HIGHS

	2003	Career	Playoff
Special Teams Tackles	...2, three times	...Same as 2003	...None

**Bryan Johnson****Fullback****Ht: 6-1 Wt: 242****Born: January 18, 1978****College: Boise State****Bears season: 1 NFL Season: 4****Acquired: Trade with Washington in 2004****47**

**PRO CAREER:** Physical force as a starting fullback and special teams player was acquired via trade with Washington during the off-season...

Has played in 49 consecutive games over his 4-year career, making 23 of his 24 career starts over the last 2 seasons... Tallied 64 special teams tackles over the last 3 campaigns, finishing among the top-2 performers in that category for the Redskins each season... Shifted back to FB position prior to his rookie season after a successful college career at LB - was a FB and TE in high school.

**CAREER TRANSACTIONS:** Entered NFL as an undrafted free agent, signing with Washington (8/28/00)... Re-signed with Redskins (4/29/03)... Traded to Chicago for a sixth-round draft choice (3/29/04). **SIGNED through 2007.**

**2003 SEASON:** Starting FB for 11 games while equaling his career high of 16 games played, missing only starts when Washington opened in 3-WR or 2-TE sets... Started Games 2-4, 7-10, 12 and 14-16... Tied for 2nd among the Redskins FBs and TEs with 9 catches for 71 yards while posting just 5 rushing yards on 2 carries... Caught 1 pass for 4 yards in season opener vs. NYJ (9/4)... Made first start of season at ATL (9/14), totaling a 1-yard, 12-yard reception and 2 special teams tackles... Led team with 3 special teams tackles vs. NYG (9/21) while adding a 3-yard catch... Recovered onside kick with 1:13 remaining at PHI (10/5) that led to a Redskins TD; added 2 special teams tackles... Led team with 4 special teams tackles at BUF (10/19) and added a 4-yard catch... Recorded a 12-yard reception and 1 special teams tackle at DAL (11/2)... Returned short kickoff 15 yards at MIA (11/23)... Caught 2 passes for 14 yards vs. NO (11/30)... Hauled in a 19-yard pass and 2 special teams tackles at NYG (12/7)... Capped-off season with 1 special teams tackle vs. DAL (12/14), at CHI (12/21) and vs. PHI (12/27). **GAMES PLAYED-STARTED: 16-11**

**PREVIOUS SEASONS:** 2002 - Established career-high by starting 12-of-16 games played while leading the Redskins with 21 special teams tackles... Ranked 7th on team with career-high 15 receptions for 114 yards... Made 2 catches for 17 yards vs. ARIZ (9/8)... Posted 2 catches for 14 yards vs. PHI (9/16) on *Monday Night Football*... Caught 3 balls for 28 yards at TEN (10/6) and recorded no gain on his only rush of the season... Registered 2 special teams tackles at SEA (11/3)... Caught 2 passes for 18 yards at JAX (11/10)... Hauled-in a 16-yard reception vs. STL (11/24) while leading the way for RB Stephen Davis to score 3 TDs... Caught 3 passes for 17 yards at DAL (11/28) on Thanksgiving Day. 2001 - Recorded career-high 23 special teams tackles while appearing in all 16 games for the first time in his career, starting 1 game... Also forced 2 fumbles while playing on both punt and kickoff coverage teams... Caught 9 passes for a career-high 129 yards while serving as the lead-blocker for NFC rushing champion Stephen Davis... Caught his first career pass vs. CAR (10/21) and totaled 2 catches for 47 yards... Made first career start at FB vs. PHI (12/16). 2000 - Spent the first 15 games of his rookie season on the Redskins practice squad... Saw his first NFL action in the season finale vs. ARIZ (12/24), making 1 tackle while playing special teams on the kick-off coverage, kickoff return and punt return units.

**COLLEGE:** Three-year starter made 266 tackles at LB during his career at Boise State (1996-99)... Led the Broncos in tackles each season, making 105 as a senior when he was named first-team all-Big West and was a Dick Butkus Award candidate... Named second-team all-Big West as a junior with 76 tackles... Posted 85 as a sophomore in his first season after being moved to LB... Played FB and TE as a true freshman, catching 15 passes for 271 yards and 3 TDs... Majored in business management.

**PERSONAL:** All-state TE at Highland H.S. made 36 catches for 650 yards and 7 TDs as a senior... He and wife Heather have 1 daughter, Olivia... Enjoys traveling with his family and outdoor activities in his spare time... Cites his father as his role model growing up.

### Bryan Johnson's Pro Stats

**REGULAR SEASON**

Year	Team	Rushing				Receiving				G-GS		
		Rush	Yds	Avg	Lg	TD	Rec	Yds	Avg		Lg	TD
2000	Washington	0	0	0.0	0	0	0	0	0.0	0	0	1-0
2001	Washington	0	0	0.0	0	0	9	129	14.3	32	0	16-1
2002	Washington	1	0	0.0	0	0	15	114	7.6	23	0	16-12
2003	Washington	2	5	2.5	4	0	9	71	7.9	25	0	16-11
<b>TOTALS</b>		<b>3</b>	<b>5</b>	<b>1.7</b>	<b>4</b>	<b>0</b>	<b>33</b>	<b>314</b>	<b>9.5</b>	<b>32</b>	<b>0</b>	<b>49-24</b>

Additional Stats: Special Teams tackles (65): 2000, 1; 2001, 23; 2002, 21; 2003, 20.

**BRYAN JOHNSON'S SEASON / CAREER / PLAYOFF HIGHS**

	2003	Career	Playoff
Receptions	.2 vs. NO (11/30)	.2, five times	.None
Receiving Yards	.19 at NYG (12/7)	.47 vs. CAR (10/21/01)	.None
Longest Reception	.19 at NYG (12/7)	.32 vs. CAR (10/21/01)	.None
Special Teams Tackles	.4 at BUF (10/19)	.4 at BUF (10/19/03)	.None

## HALAS HALL

The Chicago Bears moved into Halas Hall at Conway Park on March 3, 1997. The 38-acre complex is located in Lake Forest on Route 60 just east of the Tri-State Tollway, approximately four miles from the former Halas Hall. The building is dedicated to Bears' founder, President and Coach George Halas. The original Halas Hall, on the Lake Forest College campus, was dedicated by Coach Halas in the name of his son, Mugs, in 1979.

The modern complex includes a 100,000 square foot office building, indoor practice facility, and 2 1/2 outdoor practice fields, surrounded by a jogging path. The remaining land will be unused, allowing the team flexibility for future expansion. One of the two 100-yard outdoor fields is equipped with 14 miles of underground heating tubes, enabling the grass to remain soft and growing into early winter, as well as five miles of drain tubing that can capture and disperse nine inches of rainfall per hour, and 2.5 miles of cooling pipes for the grass roots. The Walter Payton Center, an indoor facility, is a rigid structure, as opposed to the inflated "bubble" the team used from 1990-96, and includes a full 100-yard field, an all-purpose floor for basketball, and a racquetball court. The structure is 85 feet high, 200 feet wide, and 400 feet long—20 feet higher and 140 feet longer than the Bubble. Remote controlled video cameras film the action below for coaches' use.

The building sits on a wetlands site; the architect chose an open-feeling design with features reminiscent of Frank Lloyd Wright's work. Halas Hall itself covers just three acres of the property, while wetlands cover six. The east side cladding of the building is 83,000 linear feet of cedar, while the west side is constructed of precast panels. The panels were made by an architectural precasting firm that laid rough sawn cedar in the casting beds. When the panels dried, the cedar was stripped from the concrete, giving the panels their board-formed or wooden look.

The main building is almost two football fields long and 100 feet wide. The old Halas Hall had 32,000 square feet of space, while the new building has 100,000. In fact, the entire former Halas Hall would fit into the basement of the new building. Furthermore, the old lockerroom was 1,400 square feet, while the new one is about 3,000, has 62 lockers with room to quickly expand to 100, and 4 natural light wells (allowing full lighting without electricity on sunny days). The weight room—perhaps the most spectacular aesthetic area of the complex—is 7,000 square feet, almost four times the size of the 1,800 square foot workout area at the old building. The glass wall on the east side of the weight room is 28 feet high, perfect for viewing the white-tailed deer on their evening romps across the complex grounds. A two-lane lap pool is behind the weight room, and its sixty foot lanes have built-in resistance currents. The training room is five times the size of its predecessor, and boasts a doctors' office, x-ray facility, medical records storeroom, casting room, whirlpool, cold-dip plunge, steam room, and sauna. The football needs are met with eight classrooms, two large meeting room/classroom, and a 150-seat auditorium capable of hosting seminars, television productions and football players.



## Todd Johnson

**Free Safety**

**Ht: 6-1 Wt: 200**

**Born: December 18, 1978**

**College: Florida**

**Bears season: 2 NFL Season: 2**

**Acquired: 4th round of the 2003 draft**

# 32

**PRO CAREER:** Promising prospect at the safety position suffered a broken jaw during the Bears preseason opener and spent the majority of his season on injured reserve... Inactive for season opener at SF (9/7/03).

**CAREER TRANSACTIONS:** Entered NFL as a fourth-round selection (100th overall) by Chicago in the 2003 NFL Draft... Signed contract on (7/9/03)... Placed on reserve/injured due to broken jaw on (9/9/03). **SIGNED through 2006.**

**2003 SEASON:** Spent entire season in injured reserve due to a broken jaw suffered in preseason. **GAMES PLAYED-STARTED: 0-0**

**COLLEGE:** Three-time all-SEC performer during his career at Florida (1998-2002)... Spent the final two-plus years of his career as the Gators starting free safety after beginning his UF career at strong safety... Started 37-of-49 career games played and recorded 284 tackles, including 187 solos with 15 PDs, 9 INTs and 4 blocked kicks/punts... Concluded his career with second-team all-SEC recognition as a senior, starting all 13 games and recording 88 tackles and 2 INTs... Recorded both INTs, plus 3 PDs and 10 tackles, vs. Miami... Recorded season-high 12 tackles vs. Florida State... Ended college career with 10 tackles in the Outback Bowl vs. Michigan... Earned first and second-team All-SEC honors as a junior, starting all 11 regular season games and posting 72 tackles, 3 PDs and 2 INTs en route to making the Thorpe Award watch list... Sophomore campaign was his first as a starter and was highlighted by a first-team all-SEC selection and recognition as the team's outstanding DB... Started the first 4 games at SS before moving to FS for the last 9 games, including the Sugar Bowl... Recorded a career-high 102 tackles with 3 PDs and 5 INTs while forcing 1 fumble, recovering 4 others and totaling 86 fumble return yards with a 76-yard TD... First career action came as the top backup at SS and on special teams in all 12 games as a redshirt freshman, receiving the all-freshman team nod for the SEC coaches while recording 24 tackles, 4 PDs, 1 forced fumble, 1 fumble recovery and ranking 2nd on UF with 10 special teams tackles... Majored in physical education teaching.

**PERSONAL:** Started at FS over his final 2 years at Riverview H.S. in Sarasota, Fla. and totaled 11 INTs during that span... Gained All-America recognition as a senior from several recruiting publications after totaling 91 tackles and 6 INTs in 1997... A member of Florida's Super Seniors Team, garnered first-team all-state (6A) honors while earning the Defensive Player-of-the-Year for his area by the *Sarasota Herald-Tribune*... Also received honorable mention All-America accolades from *USA Today* while being ranked among the top-five safety prospects in the country and the Southeast region... Also a track athlete who was first-team all-state as a junior... Involved with Habitat for Humanity, Youth for Christ and his local church youth group... Born Todd Edward Johnson to Patti and Chico Johnson.

### Todd Johnson's Pro Stats

#### REGULAR SEASON

Year	Team	Int-Yds	Tkls-Solo	FF	FR	TFL	PD	Sack-Yds	STT	G-GS
2003	Chicago	Injured Reserve (Broken Jaw)								
<b>CAREER</b>		0-0	0-0	0	0	0	0	0-0	0	0-0
STT-Special Teams Tackles										



## Thomas Jones

**Running Back**

**Ht: 5-10 Wt: 220**

**Born: August 19, 1978**

**College: Virginia**

**Bears season: 1 NFL Season: 5**

**Acquired: Unrestricted free agent in 2004 (TB)**

# 20

**PRO CAREER:** Powerful and fleet-footed running back has improved his rushing yardage each year of his NFL career and joined the Bears during the off-season as a free agent... Versatile back has tallied at least 20 receptions in each of his 4 pro seasons and added kickoff returns to his repertoire in 2003 with Tampa Bay... Also graded as above-average at his position as a blocker... Comes to Chicago after recording career-highs with 627 rushing yards and 1,078 combined yards in 2003, a campaign concluded with the most productive half-season of his NFL career... Led the Buccaneers in rushing in 5 of the last 8 games while averaging 4.8 yards per carry (113 carries, 548 yards) and recording 2 of his 3 career 100-yard games... Totaled 1,264 yards and 9 TDs on 362 carries while starting 15-of-39 games played over his first 3 NFL seasons with the Cardinals.

**CAREER TRANSACTIONS:** Entered NFL as a first-round selection (seventh overall) by Arizona in the 2000 NFL Draft... Placed on reserve/non-football injury list (11/26/02)... Traded to Tampa Bay (6/13/03) for WR Marquise Walker... Signed as a free agent with Chicago (3/4/04). **SIGNED through 2007.**

**2003 SEASON:** Played in all 16 games in his lone season in Tampa Bay, producing the second-most productive season ever for a Buccaneers RB with at least 100 attempts by averaging 4.6 yards per carry... Strong second-half of the season in which he rushed for 548 yards propelled him to his fourth consecutive campaign as his team's second-leading rusher, totaling a career-high 627 yards and team-high 3 TDs on 137 carries... Contributed in the return game for the first time in his career, ranking 2nd on Bucs with 271 return yards on 17 kickoffs with a long of 25... Started 3 of the final 4 games, rushing 84 times for 364 yards and 1 TD... Made his Tampa debut at PHI (9/8), rushing 10 times for 30 yards and catching 2 passes for 10 yards... Rushed 5 times for 33 yards at WASH (10/12)... Caught career-long 29-yard pass vs. NO (11/2)... Made debut as team's primary kickoff returner at CAR (11/9) with 5 returns for 76 yards... Erupted for season-high 134 yards on 9 carries vs. GB (11/16), including runs of 61 and 51 yards to make him the first RB in Bucs history with 2 runs of over 50 yards in a single game... Scored first TD as a Buc vs. NYG (11/24) on a 1-yard run... Rushed for a 5-yard TD at JAX (11/30)... Made first start as a Buc at NO (12/7) and posted a team-high 89 yards on 20 carries... Tied his season-high with 134 rushing yards vs. HOU (12/14) with a career-high 34 carries plus an 18-yard TD... Started vs. ATL (12/20) and rushed a team-high 17 times for 73 yards... Totaled team-high 125 combined yards in season finale at TEN (12/28) by leading the team with 68 yards on 13 carries, adding 4 catches for 32 yards and contributing 25 kickoff return yards on 2 returns. **GAMES PLAYED-STARTED: 16-3**

**PREVIOUS SEASONS:** 2002 - Opened season with the best 3-game spurt of his career, jumping to the NFC rushing lead with 300 yards after 3 games, before injuries limited him to ranking as Arizona's second-leading rusher for the third consecutive season... Established a career-high by starting all 9 games in which he played, all in the first 11 weeks of the season, while rushing for 511 yards and 2 TDs on a career-high 138 carries... Ranked 7th in receiving with 20 catches for 113 yards while missing 7 games... Opened the season with 17 carries for 54 yards at WASH (9/8)... Exploded for career highs of 173 yards and 24 carries at SEA (9/15), including a season-long 58-yard TD... Totaled 73 yards on 17 carries vs. SD (9/22)... Inactive at CAR (10/6) with an ankle injury... Scored on a 7-yard TD run at SF (10/27) among 54 rushing yards on 15 carries... Set season highs with 4 catches for 31 yards vs. STL (11/3)... Had season ended by a broken bone in his right hand suffered on Friday, Nov. 22. 2001 - Ranked as the Cardinals second-leading rusher with 380 yards and a career-high 5 TDs on 112 carries while starting 2-of-16 games... Arizona's sixth-leading receiver and 2nd among RBs with 21 for 151 yards... Started season opener vs. DEN (9/23) and totaled 65 yards and a 1-yard TD on 17 carries... Gained 21 yards on 4 carries and caught 4 passes for season-high 53 yards in start vs. ATL (9/30)... Came off the bench at CHI (10/14) to total 6 carries for 14 yards and

2 catches for 27 yards... Totaled 7 rushes for 26 yards vs. KC (10/21), including a 13-yard TD run... Scored 3-yard TD run vs. DET (11/18)... Posted 10 carries for 36 yards, including a 5-yard TD, at OAK (12/2)... Collected a season-best 69 rushing yards on 16 carries at CAR (12/30). 2000 - Received limited opportunities as a rookie with Arizona, starting only 4-of-14 games played while finishing as the team's second-leading rusher with 373 yards and 2 TDs on 112 carries... Ranked 4th on the club in receiving with a career-high 32 catches for 208 yards... Began campaign as starting RB but pneumonia and pleurisy kept him out of 2 of the last 4 contests... Made first NFL start in the season opener at NYG (9/3), producing 16 yards on 12 carries and 18 yards on 4 receptions... Opened vs. DAL (9/10) with 8 carries for 23 yards during the opening possession en route to season-highs of 70 yards and 23 carries... Broke through for first NFL TD on a four-yard run at SF (10/1) among 10 carries for 36 yards... Posted a 10-yard TD run vs. CLE (10/8)... Carried 3 times for 35 yards with a long of 29 yards at PHI (10/15)... Led the team in rushing at DAL (10/22) with 50 yards on 11 attempts... Battled walking pneumonia leading up to game at PHI (11/19) and totaled 38 receiving yards on 3 catches despite managing just 1 carry for 2-yard loss... Generated 80 yards from scrimmage vs. BAL (12/17) with 14 carries for 39 yards and a team-best 7 receptions for 41 yards.

**COLLEGE:** Developed into one of the nation's finest RBs at Virginia (1996-99), concluding his career ranked 4th on the ACC's career list with 3,998 yards rushing which broke Virginia's career mark of 3,389 yards held by current N.Y. Giant Tiki Barber... Produced the second-most 100-yard games (18) in Cavalier history while holding the ACC record with 6 career 200-yard rushing performances... Also established UVA career records with 809 carries, 36 rushing TDs and 40 total TDs... Streak of 16 consecutive games scoring at least 1 TD (1997-99) stands as another ACC record... Received all-ACC first team and ACC Player-of-the-Year honors as a senior while finishing among the three finalists for the Doak Walker Award, given annually to the nation's top college RB... Finished 8th in Heisman Trophy balloting... Ranked 3rd in nation in rushing (163.5 avg.) and all-purpose yardage (187.6 avg.)... Set school single-season record with 334 carries for 1,798 yards and 16 TDs while amassing an ACC single-season record 2,054 all-purpose yards... First player in ACC history to reach 200 yards rushing and 100 yards receiving in 1 game with 32 carries for 221 yards and 110 yards on 2 receptions, including an 84-yard scoring play, vs. Buffalo... First team all-ACC as a junior with 238 carries for 1,303 yards and 11 TDs... Earned bachelor's degree in psychology in May 1999, leaving him to compete during his senior season as a graduate student.

**PERSONAL:** Held Virginia prep single-season rushing records for yardage (3,319 in 1994), TDs (49 in 1995) and career TDs (104 from 1992-95) when he graduated from Powell Valley H.S. in Big Stone Gap, Va... Featured in *Sports Illustrated's* "Faces in the Crowd" in January 1996... Four-year letterman in basketball and track... Rushed for 462 yards in a single game as a junior... Son of Thomas and Betty Jones is 1-of-7 children... Younger brother Julius, a RB out of Notre Dame, was selected in the 2nd round of the 2004 NFL Draft by the Dallas Cowboys... Uncle Ed Clark played football at Purdue and with the Hamilton Tiger-Cats of the CFL.

### Thomas Jones' Pro Stats

#### REGULAR SEASON

Year	Team	Rushing					Receiving					G-GS
		Rush	Yds	Avg	Lg	TD	Rec	Yds	Avg	Lg	TD	
2000	Arizona	112	373	3.3	29	2	32	208	6.5	20	0	14-4
2001	Arizona	112	380	3.4	21	5	21	151	7.2	18	0	16-2
2002	Arizona	138	511	3.7	58	2	20	113	5.7	17	0	9-9
2003	Tampa Bay	137	627	4.6	61	3	24	180	7.5	29	0	16-3
<b>CAREER</b>		<b>499</b>	<b>1,891</b>	<b>3.8</b>	<b>61</b>	<b>12</b>	<b>97</b>	<b>652</b>	<b>6.7</b>	<b>29</b>	<b>0</b>	<b>55-18</b>

**ADDITIONAL STATS:** Kickoff Returns - 2003 (17 for 271 yards with a long of 25).

#### THOMAS JONES' SEASON / CAREER / PLAYOFF HIGHS

	2003	Career	Playoff
Rushes	34 vs. HOU (12/14)	34 vs. HOU (12/14/03)	None
Rushing Yards	135, two times	173, at SEA (9/15/02)	None
Rushing TDs	1, three times	1, 12 times	None
Longest Run	.61 vs. GB (11/16)	.61 vs. GB (11/16/03)	None
Receptions	4, two times	7 vs. BAL (12/17/00)	None
Receiving Yards	.32 at TEN (12/28)	.53, vs. ATL (9/30/01)	None
Longest Reception	.29 vs. NO (11/2)	.29 vs. NO (11/2/03)	None

# The Players

## Thomas Jones • Running Back

**GSH**
**THOMAS JONES GAME-BY-GAME RUSHING & RECEIVING**
**6-12 Regular Season Starting Record**
**2000 ARIZONA CARDINALS**

Date	W/L	Opp.	Rush	Yards	Avg.	Lg	TD	Rec	Yards	Avg.	Lg	TD
9/3*	L	at NYG	12	16	1.3	7	0	4	18	4.4	6	0
9/10*	W	DAL	23	70	3.0	9	0	2	30	15.0	20	0
9/24*	L	GB	10	24	2.4	9	0	2	3	1.5	3	0
10/1*	L	at SF	10	36	3.6	13	1	4	15	3.8	11	0
10/8	W	CLE	6	9	1.5	10t	1	0	0	-	-	0
10/15	L	PHI	3	35	11.7	29	0	1	3	3.0	3	0
10/22	L	at DAL	11	50	4.5	16	0	2	15	7.5	8	0
10/29	L	NO	6	26	4.3	7	0	3	19	6.3	14	0
11/5	W	WASH	4	16	4.0	6	0	1	5	5.0	5	0
11/12	L	at MIN	3	3	1.0	2	0	2	17	8.5	11	0
11/19	L	at PHI	1	-2	-2.0	-2	0	3	38	12.7	15	0
11/26	L	NYG	2	11	5.5	12	0	1	4	4.0	4	0
12/3	L	at CIN	Inactive									
12/10	L	at JAX	7	40	5.7	17	0	0	0	-	-	0
12/17	L	BALT	14	39	2.8	13	0	7	41	5.9	12	0
12/24	L	at WASH	Inactive									
<b>Totals</b>	<b>1-3</b>		<b>112</b>	<b>373</b>	<b>3.3</b>	<b>29</b>	<b>2</b>	<b>32</b>	<b>208</b>	<b>6.5</b>	<b>20</b>	<b>0</b>

**2001 ARIZONA CARDINALS**

Date	W/L	Opp.	Rush	Yards	Avg.	Lg	TD	Rec	Yards	Avg.	Lg	TD
9/23*	L	DEN	17	65	3.8	21	1	1	13	13.0	13	0
9/30*	L	ATL	5	21	4.2	12	0	4	53	13.3	18	0
10/7	W	at PHI	5	13	2.6	5	0	0	0	-	-	0
10/14	L	at CHI	6	14	2.3	4	0	2	17	8.5	10	0
10/21	W	KC	7	26	3.7	13t	1	0	0	-	-	0
10/28	L	at DAL	1	-1	-1.0	-1	0	4	21	5.3	10	0
11/4	L	PHI	6	14	2.3	5	0	0	0	-	-	0
11/11	L	NYG	5	15	3.0	8	0	0	0	-	-	0
11/18	W	DET	2	3	1.5	3t	1	0	0	-	-	0
11/25	W	at SD	5	22	4.4	10	0	1	9	9.0	9	0
12/2	W	at OAK	10	36	3.6	10	1	1	10	10.0	10	0
12/9	L	WASH	2	2	1.0	1	0	0	0	-	-	0
12/15	L	at NYG	14	37	2.6	12	0	3	4	1.3	8	0
12/23	W	DAL	4	18	4.5	8	0	3	12	4.0	5	0
12/30	W	at CAR	16	69	4.3	13	0	1	3	3.0	3	0
1/6/02	L	at WASH	7	26	3.7	11	1	1	9	9.0	9	0
<b>Totals</b>	<b>0-2</b>		<b>112</b>	<b>380</b>	<b>3.4</b>	<b>21</b>	<b>5</b>	<b>21</b>	<b>151</b>	<b>7.2</b>	<b>18</b>	<b>0</b>

**2002 ARIZONA CARDINALS**

Date	W/L	Opp.	Rush	Yards	Avg.	Lg	TD	Rec	Yards	Avg.	Lg	TD
9/8*	L	at WASH	17	54	3.2	11	0	3	7	2.3	10	0
9/15*	W	at SEA	24	173	7.2	58t	1	2	18	9.0	11	0
9/22*	L	SD	17	73	4.3	27	0	1	6	6.0	6	0
9/29*	W	NYG	11	10	0.9	4	0	0	0	-	-	0
10/6	W	at CAR	Inactive									
10/20*	W	DAL	22	68	3.1	12	0	3	17	5.7	6	0
10/27*	L	at SF	15	54	3.6	11	1	2	24	12.0	17	0
11/3*	L	STL	12	25	2.1	8	0	4	31	7.8	11	0
11/10*	L	SEA	11	24	2.2	6	0	3	8	2.7	6	0
11/17*	L	at PHI	9	30	3.3	8	0	2	2	1.0	1	0
11/24	L	OAK	Inactive									
12/1	L	at KC	Reserve/Non-Football Injury									
12/8	W	DET	Reserve/Non-Football Injury									
12/15	L	at STL	Reserve/Non-Football Injury									
12/21	L	SF	Reserve/Non-Football Injury									
12/29	L	at DEN	Reserve/Non-Football Injury									
<b>Totals</b>	<b>3-6</b>		<b>138</b>	<b>511</b>	<b>3.7</b>	<b>58t</b>	<b>2</b>	<b>20</b>	<b>113</b>	<b>5.7</b>	<b>17</b>	<b>0</b>

*T. Jones*

## 2003 TAMPA BAY BUCCANEERS

Date	W/L	Opp.	Rush	Yards	Avg.	Lg	TD	Rec	Yards	Avg.	Lg	TD
9/8	W	at PHI	10	30	3.0	15	0	2	10	5.0	10	0
9/14	L	CAR	4	8	2.0	4	0	0	0	-	-	0
9/21	W	at ATL	1	-1	-1.0	-1	0	0	0	-	-	0
10/6	L	IND	2	2	1.0	1	0	2	10	5.0	7	0
10/12	W	at WASH	5	33	6.6	13	0	1	11	11.0	11	0
10/19	L	at SF	2	7	3.5	4	0	2	11	5.5	6	0
10/26	W	DAL	0	0	-	-	0	0	0	-	-	0
11/2	L	NO	0	0	-	-	0	1	29	29.0	29	0
11/9	L	at CAR	3	12	4.0	10	0	1	0	0.0	0	0
11/16	L	GB	9	134	14.9	61	0	2	11	5.5	7	0
11/24	W	NYG	10	27	2.7	7	1	0	0	-	-	0
11/30	L	at JAX	7	11	1.6	5	1	2	21	10.5	14	0
12/7*	W	at NO	20	89	4.5	13	0	2	14	7.0	17	0
12/14*	W	HOU	34	134	3.9	18	1	1	17	17.0	17	0
12/20*	L	ATL	17	73	4.3	15	0	4	14	3.5	12	0
12/28	L	at TEN	13	68	5.2	18	0	4	32	8.0	15	0
<b>Totals</b>	<b>2-1</b>		<b>137</b>	<b>627</b>	<b>4.6</b>	<b>61</b>	<b>3</b>	<b>24</b>	<b>180</b>	<b>7.5</b>	<b>29</b>	<b>0</b>

## TOP PICKS

Chicago has 32 players on its training camp roster that were selected in the first four rounds of an NFL Draft. 23 of those 32 draftees were original selections of the Bears while nine were drafted by other teams. Arizona, Buffalo, Detroit, Houston, Jacksonville, Kansas City, New England, the New York Giants and San Francisco each contributed one draft pick apiece.

## 1ST ROUND PICKS

Name	Yr/Overall	Drafted by
Tommie Harris	'04/14	CHI
Michael Haynes	'03/14	CHI
Rex Grossman	'03/22	CHI
Marc Colombo	'02/29	CHI
David Terrell	'01/8	CHI
Thomas Jones	'00/7	ARI
Brian Urlacher	'00/9	CHI
John Tait	'99/14	KC
Aaron Gibson	'99/27	DET
R.W. McQuarters	'98/28	SF
Ruben Brown	'95/14	BUF

## 2ND ROUND PICKS

Name	Yr/Overall	Drafted by
Tank Johnson	'04/47	CHI
Charles Tillman	'03/35	CHI
Anthony Thomas	'01/38	CHI
Mike Brown	'00/39	CHI

## THIRD ROUND PICKS

Name	Yr/Overall	Drafted by
Bernard Berrian	'04/78	CHI
Lance Briggs	'03/68	CHI
Charles Hill	'02/83	HOU
Terrance Metcalf	'02/93	CHI
Mike Gandy	'01/68	CHI
Brock Williams	'01/86	NE
Dustin Lyman	'00/87	CHI
Rex Tucker	'99/66	CHI
Marty Booker	'99/78	CHI
Olin Kreutz	'98/64	CHI
Jonathan Quinn	'98/86	JAC
Brad Maynard	'97/95	NYG

## 4TH ROUND PICKS

Name	Yr/Overall	Drafted by
Nathan Vasher	'04/110	CHI
Leon Joe	'04/112	CHI
Todd Johnson	'03/100	CHI
Ian Scott	'03/116	CHI
Alex Brown	'02/104	CHI





## Michael Keathley

**Guard**

**Ht:** 6-4 **Wt:** 300

**Born:** March 9, 1978

**College:** Texas Christian

**Bears season:** 1 **NFL Season:** 4

**Acquired:** Unrestricted free agent in 2004 (SD)

# 58

**PRO CAREER:** Off-season free agent signee provides Bears with depth at both guard spots and on special teams... Concluded 2003 with streaks of 2 games started and 4 games played with San Diego after seeing no game action with Houston earlier in the season... Has had a pair of 2-game starting stints due to injury during his 4-year NFL career... Began NFL career as an offensive tackle, but switched to guard as a rookie.

**CAREER TRANSACTIONS:** Entered NFL as an undrafted free agent, signing with San Diego (4/27/01)... Became an exclusive rights free agent (2/27/03) and re-signed with the Chargers (4/15/03)... Put on waivers by San Diego (8/26/03) and assigned to Houston after being claimed by the Texans (8/27/03)... Put on waivers by Houston (10/14/03) and had contract terminated (10/15/03)... Signed as a free agent with the Chargers (10/21/03)... Contract expired (3/3/04) and signed as a free agent with Chicago (3/25/03). **SIGNED through 2004.**

**2003 SEASON:** Finished campaign as San Diego's starting RG, opening up at that spot for the final 2 games, after being cut twice before the season was 6 Weeks old... Waived by San Diego at the end of training camp, joined Houston the next day as a waiver claim... Inactive for Games 1-5 with Houston... Not with any team for Weeks 6-7... Played in 8 of last 10 Chargers games, primarily as a reserve guard and special teams player... Made season debut vs. MIA (10/27) to begin streak of 3 games played... Active but DNP at DEN (11/16) and inactive vs. KC (11/30)... Began season-ending games played streak at DET (12/7)... Moved into starting lineup at RG at PIT (12/21) due to injured RT and started season finale at RG vs. OAK (12/28). **GAMES PLAYED-STARTED: 8-2**

**PREVIOUS SEASON: 2002 -** Made first 2 career starts while playing in 12 games overall, primarily as a reserve guard and on special teams, with San Diego... Filled-in at RG for injured starter in season opener at CIN (9/8)... Led to first career start at RG vs. HOU (9/15) and second at ARIZ (9/22)... Played on special teams Weeks 4, 6-10... DNP vs. DEN (12/1)... Participated as reserve RG vs. OAK (12/8)... Inactive at BUF (12/15)... DNP at KC (12/22)... Saw action at RG for injured starter again vs. SEA (12/29). **2001 -** Participated in all 16 games, primarily on special teams, as a rookie with the Chargers... Saw reserve action at LG at SEA (12/30).

**COLLEGE:** Consensus first-team all-WAC his last 2 years of career at Texas Christian (1997-00), starting 38 games overall... Anchored O-line that helped LaDainian Tomlinson lead the NCAA in rushing with 2,158 yards in 2000... Majored in business management.

**PERSONAL:** Earned all-district honors at Glen Rose (Texas) H.S. as a junior and senior... He and wife, Lori, have 1 son, Kalen... Has tattoo of his son's name on his right arm.

### Michael Keathley's Pro Stats

#### REGULAR SEASON

**GAMES PLAYED-STARTED - 36-4:** 2001 San Diego (16-0); 2002 San Diego (12-2); 2003 Houston/San Diego (0-0/8-2).



## Bryan Knight

**Linebacker**

**Ht: 6-2 Wt: 238**

**Born: January 22, 1979**

**College: Pittsburgh**

**Bears season: 3 NFL Season: 3**

**Acquired: 5th round of the 2002 draft**

# 90

**PRO CAREER:** Ranked among the team leaders in special teams tackles in each of his 2 NFL seasons while providing depth at LB... Made transition from college defensive end to LB in the NFL as a rookie, tying teammate Alex Brown for 4th in the NFL with 3 fumble recoveries, the most by a Bears rookie since Tony McGee in 1971.

**CAREER TRANSACTIONS:** Entered NFL as a fifth-round selection (165th overall) by Chicago in the 2002 NFL Draft. **SIGNED through 2004.**

**2003 SEASON:** Solidified his position on Chicago's special teams unit by tying for 3rd on team with career-high 13 special teams tackles while playing in all 16 games, starting 2... Opened the campaign as the starting SLB and played that role for Games 1 and 2... Made first NFL start at SF (9/7) and recorded 5 tackles... Recorded career-high 6 tackles and recovered fumble at MIN (9/14) in last start of the year... Career-high 4 special teams tackles vs. WASH (12/21)... Recorded 3 tackles at KC (12/28). **GAMES PLAYED-STARTED: 16-2**

**PREVIOUS SEASON: 2002 -** Appeared in 15 games as a rookie for the Bears as a reserve LB and special teams player, tying for 4th in the NFL with 3 defensive fumble recoveries and ranking 5th on Bears with 12 special teams tackles... Recovered fumble and posted first career tackle in NFL debut vs. MIN (9/8)... Recovered 2 fumbles as reserve LB and rush end vs. NO (9/23)... Tied career-high vs. PHI (11/3) with 3 special teams tackles... Forced fumble on half-sack, among 1.5 sacks in game, to setup TD at CAR (12/22)... Inactive vs. TB (12/29) due to knee injury.

**COLLEGE:** Three-year starter at Pittsburgh (1998-2001) developed into a two-time all-Big East Conference defensive end after beginning his career at WR... Recorded 232 tackles while starting 32-of-44 games... Ranks 7th in Pitt history with 23.5 sacks and added 54 TFLs... Winner of the Blue-Gold Award, presented annually to the Pitt senior student-athlete who represents the highest levels of academic scholarship, athletic achievement, leadership and citizenship... Began defensive career by moving to WLB from WR and saw action as a reserve in every game, recording 37 tackles with half a sack... Graduated in May 2000 with a degree in social work and is currently working on his master's degree in education.

**PERSONAL:** Three-year starter at TE and DE for St. Joseph Collegiate Institute (Buffalo, N.Y.)... Registered 12 sacks and 75 tackles as a senior... Also played WR as a senior and had 23 receptions for 625 yards and 7 TDs... First-team all-New York State selection as a DE was one of the 5 finalists for the Buffalo Player-of-the-Year... Also earned 3-time first-team all-Catholic Schools and first-team all-Western New York at TE... Son of Beverly and Jerry Knight.

### Bryan Knight's Pro Stats

#### REGULAR SEASON

Year	Team	Int-Yds	Tkls-Solo	FF	FR	TFL	PD	Sack-Yds	STT	G-GS
2002	Chicago	0-0	12-6	1	3	0	0	1.5-2.5	12	15-0
2003	Chicago	0-0	21-15	0	1	1	0	0-0	13	16-2
<b>CAREER</b>		<b>0-0</b>	<b>33-21</b>	<b>1</b>	<b>4</b>	<b>1</b>	<b>0</b>	<b>1.5-2.5</b>	<b>25</b>	<b>31-2</b>

#### BRYAN KNIGHT'S SEASON / CAREER / PLAYOFF HIGHS

	2003	Career	Playoff
Special Teams Tackles	.4 vs. WASH (12/21)	.4 vs. WASH (12/21/03)	None
Tackles	.6 at MIN (9/14)	.6 at MIN (9/14/03)	None
Solos	.4 at SF (9/7)	.4 at SF (9/7/03)	None
Sacks	None	1.5 at CAR (12/12/02)	None
Fumble Recoveries	.1 at MIN (9/14)	.2 vs. NO (9/23/02)	None



## Olin Kreutz

**Center**

**Ht: 6-2 Wt: 292**

**Born: June 9, 1977**

**College: Washington**

**Bears season: 7 NFL Season: 7**

**Acquired: 3rd round of the 1998 draft**

# 57

**PRO CAREER:** Three-time Pro Bowler ranks 2nd in Bears history to Jay Hilgenberg (7) for Pro Bowl berths by a center... A full-time starter at C for the last 5 years, starting each of his last 70 games played... Received Pro Bowl alternate status each of his first 2 seasons as a starter... Has started at C for 22 consecutive games... Member of a special O-line unit in 2001 in which the same 5 players started all 16 regular season games and the playoff contest while allowing the fewest sacks in the NFL... A Pro Bowl alternate in 2000 despite playing only 7 games due to injuries to each knee during the season... Earned first career start at C in the 1998 season-finale after alternating at the position for the 2nd half of his rookie campaign.

**CAREER TRANSACTIONS:** Entered NFL as a third-round selection (64th overall) by Chicago in the 1998 NFL Draft... Placed on reserve/injured (11/22/00). **SIGNED through 2007.**

**2003 SEASON:** Earned his third consecutive Pro Bowl start after starting all 16 games for the third time in 5 years as a starter, but withdrew due to injuries... Start at SF (9/7) marked his fifth consecutive season-opening start at C for Chicago... Started 11th straight game at C vs. OAK (10/5) and caught deflected pass for a loss of 8 yards and his first career NFL reception. **GAMES PLAYED-STARTED: 16-16**

**PREVIOUS SEASONS:** **2002** - Remained a constant throughout the season for an injury-depleted O-line and earned recognition as the conference's top center with his selection as the NFC's Pro Bowl starter for the second consecutive year... Played in all but 1 game despite having mid-season surgery to remove his appendix... Started opener vs. MIN (9/8) and the next 8 games as well... Had streak of 25 straight starts snapped when an appendectomy (11/11) caused him to be inactive at STL (11/18)... Returned to the starting lineup vs. DET (11/24) for the final 6 games of the season. **2001** - Started all 16 games at center, plus the playoff contest, as the anchor of an experienced o-line that allowed the fewest sacks in the league... Performed consistently during the regular season, helping the Bears average 108.9 yards on the ground per game, the team's highest season-ending average since 1997 (109.1)... Made first career postseason appearance with his start in Divisional Playoff vs. PHI (1/19/02)... Earned first career Pro Bowl appearance as the NFC's starting center. **2000** - Voted third alternate to NFC Pro Bowl team despite being available for only 7 games during the season due to a season-ending knee injury... Started the first 3 games of the year before leaving game vs. NYG (9/17) in the 3rd qtr. with a sprained left knee... Inactive for the next 4 games due to knee injury... Returned to the starting lineup at PHI (10/22)... Made fourth consecutive start at C vs. TB (11/19) before leaving game in the 3rd qtr. with a sprained medial collateral ligament in his right knee... One of 15 Bears to end season on injured reserve. **1999** - Named second alternate to NFC Pro Bowl squad after starting all 16 games at C for the first time in his career... Missed only action of season after being ejected late in 4th qtr. at WASH (10/31). **1998** - Played 9 games as a rookie, starting 1 and seeing action at C and G... Inactive first 3 weeks of season and Week 6... Made NFL debut subbing for injured Todd Perry at LG vs. DAL (10/18)... Played on special teams and at C on team's final drive at DET (11/15)... Played C for half of game vs. TB (11/29) and played RG in 2nd qtr. due an injury to Chris Villarrial... Made first career start vs. GB (12/27), playing the 1st and 3rd qtrs.

**COLLEGE:** Two-year starter for Washington (1995-97) at C who entered draft following junior season... Earned first-team all-Pac-10 honors each season... All-America selection by *Football News* and *The Sporting News* after junior year after starting every game and being graded by coaches as team's top O-lineman... Did not allow a sack or pressure in 10-of-11 games... One of two o-lineman to start every game for Huskies... Recovered fumble for TD vs. Oregon... Delivered team-high 90 knock-downs as a sophomore and graded highest of team's O-linemen... Only true freshman to see playing time in 1995; appearing in every game as the second-team center... Majored in sociology.

# The Players

## Olin Kreutz • Center

**PERSONAL:** All-state first-team selection and Super Prep All-American at St. Louis H.S. in Honolulu, HI... Senior team captain played center, guard and tackle during prep career... Also won state heavyweight wrestling title and competed as shot putter... Makes his off-season home in Honolulu... He and wife Wendi have 1 son, Joshua.

### Olin Kreutz's Pro Stats

#### REGULAR SEASON

**GAMES PLAYED-STARTED - 79-71:** 1998 (9-1); 1999 (16-16); 2000 (7-7); 2001 (16-16); 2002 (15-15); 2003 (16-16).

**Additional Stats:** Receiving: 2003 (1(-8))

#### POSTSEASON

**GAMES PLAYED-STARTED - 1-1:** 2001 (1-1).

## DECEMBER ROAD WOES

The Bears' have struggled in December and January road games for over a decade. In the last 33 road contests in or after the month of December, Chicago has flown home as winners only four times, including two road losses in December during the 2003 season. The record includes an 18-game losing streak from 1988 to 1996. The Bears *snapped* the 18-game losing streak on Sunday evening, Dec. 14, 1997, with a win in St. Louis. The streak spanned nearly a decade, as it was their first road victory in the month of December since a 6-3 triumph over the LA Raiders at the Coliseum on December 27, 1987—Walter Payton's final regular season game. Since snapping the 18-game losing streak, the Bears have won only three of the next 14 December road games. The Bears December road record since 1988:

Date	Opponent	Stadium	Score
12-5-88 (Monday night)	Rams	Anaheim Stadium	3-23
12-19-88 (Monday night)	Vikings	HHH Metrodome	27-28
12-3-89 (Sunday night)	Vikings	HHH Metrodome	16-27
12-24-89 (Sunday 3pm)	49ers	Candlestick Park	0-26
12-9-90 (Sunday 3pm)	Redskins	RFK Stadium	9-10
12-16-90 (Sunday night)	Lions	Pontiac Silverdome	21-38
12-23-91 (Monday night)	49ers	Candlestick Park	14-52
12-7-92 (Monday night)	Oilers	Houston Astrodome	7-24
12-20-92 (Sunday 3pm)	Lions	Pontiac Silverdome	3-16
12-27-92 (Sunday 3pm)	Cowboys	Texas Stadium	14-27
12-12-93 (Sunday noon)	Buccaneers	Tampa Stadium	10-13
1-2-93 (Sunday 3pm)	Rams	Anaheim Stadium	6-20
12-1-94 (Thursday night)	Vikings	HHH Metrodome	27-33
12-11-94 (Sunday noon)	Packers	Lambeau Field	3-40
12-4-95 (Monday night)	Lions	Pontiac Silverdome	7-27
12-10-95 (Monday night)	Bengals	Riverfront Stadium	10-16
12-1-96 (Sunday noon)	Packers	Lambeau Field	17-28
12-22-96 (Sunday noon)	Buccaneers	Houlihan's Stadium	19-34
<b>12-14-97 (Sunday night)</b>	<b>Rams</b>	<b>TWA Dome</b>	<b>13-10</b>
12-21-97 (Sunday noon)	Buccaneers	Houlihan's Stadium	15-31
12-6-98 (Sunday night)	Vikings	HHH Metrodome	22-48
12-13-98 (Sunday noon)	Packers	Lambeau Field	20-26
12-26-99 (Sunday noon)	Rams	TWA Dome	12-34
12-17-00 (Sunday 3 PM)	49ers	3Com Park	0-17
<b>12-24-00 (Sunday noon)</b>	<b>Lions</b>	<b>Pontiac Silverdome</b>	<b>23-20</b>
12-9-01 (Sunday noon)	Packers	Lambeau Field	7-17
<b>12-23-01 (Sunday noon)</b>	<b>Redskins</b>	<b>FedEx Field</b>	<b>20-15</b>
<b>12-30-01 (Sunday noon)</b>	<b>Lions</b>	<b>Pontiac Silverdome</b>	<b>24-0</b>
12-1-02 (Sunday noon)	Packers	Lambeau Field	20-30
12-9-02 (Monday night)	Dolphins	Pro Player Stadium	9-27
12-22-02 (Sunday noon)	Panthers	Ericsson Stadium	14-24
12-7-03 (Sunday noon)	Packers	Lambeau Field	21-34
12-28-03 (Sunday noon)	Chiefs	Arrowhead Stadium	3-31



## Tron LaFavor

**Defensive Tackle**

**Ht: 6-2 Wt: 290**

**Born: November 27, 1979**

**College: Florida**

**Bears season: 2 NFL Season: 2**

**Acquired: 5th round of the 2003 draft**

# 73

**PRO CAREER:** One of several young prospects that provide depth on Chicago's defensive line... Among the 11 players from the Bears impressive 2003 draft class that made the team's active roster out of training camp... Appeared in 4 games in a limited role as a rookie.

**CAREER TRANSACTIONS:** Entered NFL as a fifth-round selection (171st overall) by Chicago in the 2003 NFL Draft... Signed contract (7/23/03). **SIGNED through 2006.**

**2003 SEASON:** Reserve D-tackle saw limited action as a rookie, playing 4 games mainly on special teams... Participated in Games 4-5, 7 and 16; Inactive for Games 1-3, 6 and 8-15... Made NFL debut vs. OAK (10/5) as reserve DT and special teamer... Recorded first NFL tackle vs. DET (10/26). **GAMES PLAYED-STARTED: 4-0**

**COLLEGE:** Part-time starter on the D-line throughout his 4-year Florida (1999-2002) career, playing in 47 games and starting 14 while recording 112 tackles with 3 sacks, 13 TFLs, 3 fumble recoveries, 2 PDs and 1 INT... As a senior, played in all 13 games, including the Outback Bowl, with 3 starts en route to recording a career-high 51 tackles with 2 sacks and 5 TFLs, 1 fumble recovery and 1 PD... Registered season-high 7 tackles with 1 sack vs. Mississippi... Emerged as a starter at RDT as a junior, starting 10-of-12 games played, including the Orange Bowl... Recorded 42 tackles with 3 TFLs, including 1 sack, and 1 fumble recovery... Spent the first month of his sophomore season at DE before moving to DT, playing in all 13 games, including the Sugar Bowl, with 1 start, 13 tackles, 4 TFLs, 1 INT and 1 fumble recovery... Appeared in 9 games as a reserve DE his true freshman season, contributing 6 tackles... Majored in sociology, twice earning SEC Academic Honor Roll accolades.

**PERSONAL:** Named first-team all-state (6A) as a senior at Dillard H.S. in Ft. Lauderdale, Fla., recording 86 tackles with 20 sacks... Rated as an All-America selection and among the nation's top 5 prospects at rush DE by National Bluechips... Named to All-America team and ranked among the nation's top-10 players at weakside DE by National Recruiting Advisor... Also received honorable mention All-America recognition from *USA Today*... Highlighted his 2003 community involvement by handing out turkeys with the rest of the Bears defensive linemen at a pre-Christmas turkey giveaway for Chicagoland families in need... Son of Elloree and James LaFavor.

### Tron LaFavor's Pro Stats

#### REGULAR SEASON

Year	Team	Int-Yds	Tkls-Solo	FF	FR	TFL	PD	Sack-Yds	STT	G-GS
2003	Chicago	0-0	2-1	0	0	0	0	0-0	0	4-0
<b>CAREER</b>		<b>0-0</b>	<b>2-1</b>	<b>0</b>	<b>0</b>	<b>0</b>	<b>0</b>	<b>0-0</b>	<b>0</b>	<b>4-0</b>

STT-Special Teams Tackles



## Dustin Lyman

**Tight End**

**Ht: 6-5 Wt: 254**

**Born: August 5, 1976**

**College: Wake Forest**

**Bears season: 5 NFL Season: 5**

**Acquired: 3rd round of the 2000 draft**

# 89

**PRO CAREER:** Versatile athlete who has contributed to the Bears with his receiving and blocking skills on offense as a tight end while displaying his speed and toughness as a special teams performer... Voted by teammates recipient of the Ed Block Courage Award following the 2003 season, presented to a Bears player who exemplifies commitment to the principles of sportsmanship and courage... Posted personal-bests in terms of receiving in 2002... Made shift to TE as a rookie with Chicago after starting 30 games at LB during college.

**CAREER TRANSACTIONS:** Entered NFL as a third-round selection (87th overall) by Chicago in the 2000 NFL Draft... Placed on reserve/injured (12/10/02)... Placed on reserve/injured (12/15/03). **SIGNED** through 2005.

**2003 SEASON:** One of 8 Bears pass-catchers to total more than 10 receptions while playing in only 9 games as a reserve TE... Participated in Games 1-9, starting once in a 2-TE set, before missing the rest of the season due to injury... Ranked 8th on Chicago with 11 receptions for 80 yards while adding 4 special teams stops... Gained 6 yards vs. GB (9/29) on first reception of the season... Caught 2 passes for 19 yards at SEA (10/19)... Started in 2-TE set vs. DET (10/26) and led Bears with 6 catches for 42 yards... Caught 1 pass for 8 yards at DET (11/9), left game at halftime due to internal injury... Finished season on injured reserve due to bruised spleen. **GAMES PLAYED-STARTED: 9-1**

**PREVIOUS SEASONS:** **2002 -** Established career highs with 14 receptions for 121 yards in 12 games played with 3 starts for the Bears... Ranked 11th on the team with 7 special teams tackles... Appeared in the first 12 games of the season before rupturing the ACL graft in his left knee in Week 13 and placed on injured reserve... Six-yard reception vs. NO (9/23) was first catch since Dec. 17, 2000... Caught career-long 21 yard reception vs. GB (10/7) in *Monday Night Football* debut; tied for Bears lead with 3 special teams stops... Recorded first career multi-catch game with 2 receptions for 11 yards at DET (10/20)... Started in 2-TE set vs. DET (11/24), catching 3 passes for 25 yards and adding 1 special teams tackle... Started for injured John Davis at GB (12/1) and led Bears with career-high 7 catches and 58 yards, including his first 2 career TD catches - a 12-yard toss off of a FG fake from Brad Maynard and a pass of 8 yards from Jim Miller... Finished season on injured reserve due to left knee injury that required off-season surgery. **2001 -** Participated in a career-low 4 games and tallied 5 special teams tackles after suffering an ankle injury in the preseason... Led Chicago with 4 catches for 62 yards, including a highlight-reel 31-yard catch, in the preseason-opener vs. CIN (8/4), but sprained his left ankle at TEN (8/11) and missed the final 2 preseason contests... Inactive Games 1-2, 5-10, 12-14; active but did not play Game 11... Made first appearance of the season at ATL (10/7), playing on special teams and as a reserve TE... Equaled team-high with career-high 4 special teams stops vs. JAX (1/6/02)... Participated on special teams in Divisional Playoff vs. PHI (1/19/02). **2000 -** Played 14 games as a rookie, including 7 starts in 2-TE sets, to rank 4th on the team with a career-high 10 special teams tackles... Shifted to TE as a rookie after being as a LB... Inactive for opener at MIN (9/3), but made his NFL debut at TB (9/10)... First NFL start at GB (10/1) was first of 2 consecutive starts... Also started at PHI (10/22) and vs. IND (11/5)... Started at NYJ (11/26), but left game in 3rd qtr. with a stinger in his right shoulder... Inactive vs. GB (10/3) due to shoulder injury... Rejoined starting lineup vs. NE (12/10) and added 2 special teams tackles... First NFL reception went for a gain of 4 yards at SF (12/17).

**COLLEGE:** Four-year letterwinner and team captain as a senior LB at Wake Forest (1995-99), was honored as Deamon Deacon Athlete-of-the-Year for 1999 and finished his career ranked 5th on school's all-time sacks list (11)... Nationally recruited at TE; only Wake wanted him at LB... His 24 TFLs is ninth-best in Demon Deacon annals... First-team all-ACC selection as a senior after starting final 9 games at WLB, finishing 3rd on team with 56 tackles despite missing first 2 games with

strained right MCL... Started first 5 games his junior year at MLB and ranked 4th on team with 62 tackles before tearing his left ACL and missing the remainder of the season... As a sophomore, led team with a career-high 91 tackles while earning Academic All-American honors... Finished 3rd on the team with 79 tackles as a redshirt freshman... Also played 1 year of college baseball... Majored in economics.

**PERSONAL:** All-conference and all-county as both LB and TE at Fairview H.S. in Boulder, Colo... Totaled 19 catches for 307 yards and 2 TDs as senior... Also a two-time all-league pick in baseball hitting .431... Dustin Sheehan Lyman is the oldest of 2 children of Kenneth and Joanne... Younger sister is Whitney... Mother was a national speed skating champion... Is a frequent speaker at local schools in the Chicagoland area... Wife is Kelly.

### Dustin Lyman's Pro Stats

#### REGULAR SEASON

Year	Team	Rec	Yds	Avg	Lg	TD	STT	G-GS
2000	Chicago	1	4	4.0	4	0	10	14-7
2001	Chicago	0	0	-	-	0	5	4-0
2002	Chicago	14	121	8.6	21	2	7	12-3
2003	Chicago	11	80	7.3	12	0	4	9-1
<b>CAREER</b>		<b>26</b>	<b>205</b>	<b>7.9</b>	<b>21</b>	<b>2</b>	<b>26</b>	<b>39-11</b>

STT-Special Teams Tackles

#### POSTSEASON

Year	Team	Rec	Yds	Avg	Lg	TD	STT	G-GS
2001	Chicago	0	0	0.0	-	0	0	1-0
<b>CAREER</b>		<b>0</b>	<b>0</b>	<b>0.0</b>	<b>-</b>	<b>0</b>	<b>0</b>	<b>1-0</b>

STT-Special Teams Tackles

#### DUSTIN LYMAN'S SEASON / CAREER / PLAYOFF HIGHS

	2003	Career	Playoff
Receptions	6 vs. DET (10/26)	7 at GB (12/1/02)	None
Receiving Yards	42 vs. DET (10/26)	58 at GB (12/1/02)	None
TD Receptions	None	2 at GB (12/1/02)	None
Longest Reception	12, two times	21 vs. GB (12/1/02)	None
Special Teams Tackles	2 at SF (9/7)	4 vs. JAX (1/6/02)	None

## NFL WALTER PAYTON "MAN OF THE YEAR"

The NFL Walter Payton "Man of the Year" award is the only League award that recognizes a player's off-the-field community service as well as his playing excellence. This prestigious NFL award has been in existence since 1970 and honors players who demonstrate outstanding balance in their lives between civic and professional responsibilities. In 1999, the league renamed the NFL Man of the Year award after Walter Payton as a tribute to his greatness both on and off the field. Since the program's inception in 1970, four Bears have earned the title of NFL "Man of the Year" - which is the most of any team in the NFL.

Past NFL Walter Payton "Man of the Year" winners have included:

**1970 - Walter Payton, Running Back**

**1987 - Dave Duerson, Safety**

**1990 - Mike Singletary, Linebacker**

**2000 - Jim Flanigan, Defensive Tackle (co-winner)**

For the third consecutive year Phillip Daniels was the Chicago Bears Walter Payton "Man of the Year" nominee for the 2003 football season. Daniels was nominated due to the tremendous effort he gave by volunteering his time and energy to various charities.



## Patrick Mannelly

**Tackle/Long Snapper**

**Ht: 6-5 Wt: 265**

**Born: April 18, 1975**

**College: Duke**

**Bears season: 7 NFL Season: 7**

**Acquired: 6th round of the 1998 draft**

# 65

**PRO CAREER:** A steady performer as Chicago's long snapper throughout his six-year career, handling the snapping duties in all but 3 games... Helped the Bears set an NFL record for most consecutive unblocked punts (920) and games without a blocked punt (180) that spanned 13 years and was snapped in 2003... Has missed just 3 games in his career due to injury, allowing him to pull the trigger on 846 of Chicago's 866 long-snap attempts during that span... Snapped every punt and kick (PAT and FG) attempt for Chicago during his first 3 NFL seasons.

**CAREER TRANSACTIONS:** Entered NFL as a sixth-round selection (189th overall) by Chicago in the 1998 NFL Draft. **SIGNED through 2005.**

**2003 SEASON:** Performed as Chicago's long snapper in all 16 games for the fourth time in his career and posted 1 special teams tackle... Recovered fumble on special teams in season opener at SF (9/7). **GAMES PLAYED-STARTED: 16-0**

**PREVIOUS SEASONS: 2002 -** Served as Chicago's long snapper in 14 games, missing 2 contests due to injury, and ranked 6th on the team by equaling a career-high with 11 special teams tackles... Snapped all punt and kick attempts during Games 1-5 and 8-16 while being inactive for Games 6-7 due to a left knee injury suffered during a bye-week practice... Tied career-high with 3 special teams tackles at BUF (9/29)... Returned to lineup vs. PHI (11/3) and equaled career-high with 3 special teams tackles. **2001 -** Handled long snapping duties in 15 contests, missing first career game and ended his 51-game streak of snapping every Bears punt and kick attempt since coming into the NFL... Suffered sprained right ankle during the week leading up to the game vs. ARIZ (10/14) causing him to be inactive for the first time in his career... Made postseason debut in Divisional Playoff vs. PHI (1/19/02). **2000 -** Snapped every punt and kick attempt in all 16 games for the third consecutive year, anchoring the Bears front-line that did not allow a single punt or kick block... Ranked 10th on team with 6 special teams tackles. **1999 -** Snapped every punt and kick attempt in all 16 games while tying for 6th on the team with 8 special teams tackles, including 5 in the last 2. **1998 -** Played all 16 games as a rookie with Chicago, snapping every punt and kick attempt... Tied for 6th on Bears with a career-high 11 special teams tackles... Made NFL debut in opener vs. JAX (9/6).

**COLLEGE:** Spent 5 years as the long snapper at Duke (1993-97), while starting on the O-line for the last 2... Took a medical redshirt due to infected lymph nodes after playing just 1 game during his senior season in which he was projected as a pre-season all-ACC selection... Majored in history.

**PERSONAL:** Atlanta area Lineman-of-the-Year at Marist H.S. in Marietta, GA, where he earned 3 letters in football and 2 in basketball... Began his instruction in the art of long snapping at the age of 13 from veteran NFL coach and family friend Rod Dowhower (then of the Atlanta Falcons) whose son also attended Marist... Created personal website: [longsnapper.com](http://longsnapper.com) to provide personal information on himself as well as instruction on the art of long snapping... The youngest of 2 sons of Jay and Patty... Brother, Bernard, played football at Notre Dame from 1988-92... Wife Tamara is the daughter of former Major League pitcher Tommy John.

### Patrick Mannelly's Pro Stats

#### REGULAR SEASON

**GAMES PLAYED-STARTED - 93-0:** 1998 (16-0); 1999 (16-0); 2000 (16-0); 2001 (15-0); 2002 (14-0); 2003 (16-0).  
**Special Teams Tackles - 46:** 1998 (11); 1999 (8); 2000 (6); 2001 (9); 2002 (11); 2003 (1).

#### POSTSEASON

**GAMES PLAYED-STARTED - 1-0:** 2001 (1-0).





## Brad Maynard

**Punter**

**Ht:** 6-1 **Wt:** 186

**Born:** February 9, 1974

**College:** Ball State

**Bears season:** 4 **NFL Season:** 8

**Acquired:** Unrestricted free agent in 2001 (NYG)

# 4

**PRO CAREER:** Shares the third-highest gross punt yardage in Bears history with a 3-year average of 42.1 yards... Aided punt coverage unit to rank 7th in the NFL in 2003 at 7.7 yards per return, the fourth time in 5 years of allowing less than 8 yards per punt return for Chicago... Led League with career-low 2 touchbacks in 2002 and set team records for net punt average in 2001 and 2002... Began Bears career in 2001 with a team record and career-high 36 punts in-the-20 to rank in the top 2 in the NFL for the fourth time in his career; 41.4 percent of his punts were downed in-the-20 in 2001 (36-of-87)... Has successfully executed 3 special teams fakes during his Bears career, including 2 TD passes... Chicago's holder for all FG and PAT attempts, having done so throughout his career... Has never missed a game in his NFL career, including his first 4 years with the N.Y. Giants... Ranked among the leaders in punts inside the opponents' 20-yard line in first 4 NFL seasons (1997, 1st in NFL; 1998, 2nd in NFL; 1999, 1st in NFC; 2000, 2nd in NFC)... Set Giants record and an NFL rookie record with 111 punts during the regular season in 1997.

**CAREER TRANSACTIONS:** Entered NFL as a third-round selection (95th pick overall) by the New York Giants in the 1997 NFL Draft... Signed as a free agent with Chicago (3/3/01). **SIGNED through 2005.**

**2003 SEASON:** Ranked 7th in NFC with a 41.2-yard gross average while tying a career-low with 79 punts and playing in all 16 games... Tied for 15th in NFL with 23 punts in-the-20 to help the Bears punt coverage unit rank 7th in NFL at 7.7 yards per return... Punted 7 times for a 40.4-yard gross at SF (9/7) while dropping 2 in-the-20; suffered first block since 2000... Posted 41.0-yard gross on 5 punts at MIN (9/14) while dropping 2 in-the-20 with a long of 48... Compiled a 40.5-yard gross on 4 punts vs. GB (9/29); suffered 1 block... Punted 42.8 gross on 4 punts vs. OAK (10/5) with a long of 52 in his 100th career game... Booted 3 punts without a return for a season-high 44.3 net at SEA (10/19) with 2 in-the-20... Punted 7 times with a 45.4-yard gross vs. DET (10/26); posted 1 TB and 2 in-the-20 while adding 1 special teams tackle... Placed 3 of 4 punts in-the-20 vs. SD (11/2)... Topped 25,000 career gross yards at DET (11/9) on 7 punts with 1 in-the-20... Posted 42.7-yard gross on 6 punts with a long of 52 at GB (12/7)... Placed season-high 4-of-5 punts in-the-20 while posting gross of 42.4 and net of 42.6 vs. MIN (12/14)... Posted season-high 45.5-yard gross with 1 in-the-20 vs. WASH (12/21) on 2 punts, his lowest single-game total as a Bear. **GAMES PLAYED-STARTED: 16-0**

**PREVIOUS SEASONS: 2002** - Ranked 4th in NFC with Bears record 37.4-yard net average and tied for 5th in NFC with 26 punts in-the-20 while leading the NFL with only 2 TBs and playing all 16 games... Posted a 42.1-yard gross on 7 punts at ATL (9/15), landing 2 in-the-20... Dropped 3-of-5 punts in-the-20, including 2 in-the-10, vs. NO (9/23)... Posted 45.2-yard gross on 5 punts vs. GB (10/7), dropping 2 in-the-10... Posted season-high 46.5 gross on 4 punts at DET (10/20) with 1 in-the-20... Grossed 42.7-yards on 6 punts with 3 in-the-20 at STL (11/18); converted first-down with 20-yard run on fake punt... Completed 12-yard TD shovel-pass to Dustin Lyman on FG fake at GB (12/1)... Punted 7 times for 43.3-yard gross with 2 in-the-20 at MIA (12/9)... Grossed 44.3 yards on 3 punts vs. NYJ (12/15) with 2 in-the-20... Punted season-high 10 times for a 44.5 gross at CAR (12/22) with 3 in-the-20 and a 66-yard punt... Posted career-long and NFC-high 75-yard punt vs. TB (12/29) among 6 punts for 47.7-yard gross avg. with 2 in-the-20. **2001** - Set a team record while ranking 2nd in the NFL with a career-high 36 punts in-the-20... Also ranked 2nd in the NFC (6th in NFL) with a 37.0 net average while punting in all 16 games, plus the playoff contest... Named NFC Special Team Player-of-the-Month for November... Dropped 2-of-5 punts in-the-20 in his Bears debut at BALT (9/9)... Settled 2-of-7 punts in-the-20 vs. MIN (9/23)... Booted 2 in-the-20 at ATL (10/7) with a long of 55 yards... Grossed 48.3 yards at CIN (10/21) with 1 in-the-20... Placed 3 punts in-the-20 vs. SF (10/28) with season-long 60-yarder among 5 punts... Twice placed ball in-the-20,

# The Players

## Brad Maynard • Punter

Maynard

including 52-yarder in OT, vs. CLE (11/4)... Punted 5 times vs. GB (11/11) for 46.6-yard gross with a long of 55, including 2 in-the-20... Posted season-high 49.6-yard gross with 3-of-7 in-the-20 at TB (11/18)... Punted season-high 8 times at MIN (11/25) while landing 3 in-the-20... Dropped 2-of-4 punts in-the-20 vs. DET (12/2) with 45.5-yard gross... Set Bears single-game record at GB (12/9) by equaling career-high of 6 punts in-the-20... Grossed 44.3 yards on 7 punts vs. TB (12/16) with 1 in-the-20... Completed go-ahead 27-yard TD pass to Brian Urlacher out of fake FG formation in 4th qtr. at WASH (12/23); 2-of-6 punts landed in-the-20... Landed 3-of-8 in-the-20 with 41.6-yard gross at DET (12/30)... Dropped 1-of-5 punts in-the-20 with a 38.2-yard gross in Divisional Playoff vs. PHI (1/19/02). 2000 - Limited to career-low 79 punts, but still ranked among the league leaders with 26 punts in-the-20, standing 3rd in the NFC (8th in the NFL), while posting a gross average of 40.6 yards and net of 33.7 yards... Punted 6 times vs. ARIZ (9/3) for a 42.7-yard gross with 2 in-the-20... Punted 4 times for 40.5 gross at CHI (9/17) with 1 in-the-20... Punted season-high 8 times vs. WASH (9/24) for 42.1 gross with a long of 57 yards and 2 in-the-20... Grossed 55.4 yards on 5 punts at TEN (10/1) highlighted by season-long of 64 and 2 in-the-20... Punted 7 times for 35.3 gross at ATL (10/8) with 3 in-the-20... Punted 6 times for 45.7 gross vs. PHI (10/29) with 2 in-the-20... Punted 3 times for 45.3 gross at CLE (11/5) with 2 in-the-20... Grossed 50.5 gross on 6 punts vs. STL (11/12) with long of 54 and 1 in-the-20... Dropped 4-of-5 in-the-20 at WASH (12/3)... Punted Super Bowl record 11 times for a 38.4-yard gross in SB XXXV vs. BALT (1/28/01) placing 3 punts in-the-20 with a long of 46. 1999 - Played in all 16 games, punting 89 times for 41.0-yard gross average and leading NFC with 31 punts in-the-20... Punted season-high 12 punts at TB (9/12) with 43.8 gross and career-high 6 in-the-20... Punted 4 times for season-high 47.3 gross with 2 in-the-20 and long of 62 at ARIZ (10/10)... Netted 35.6 on 8 punts vs. DAL (10/18) with 2 in-the-20 and long of 50... Punted 8 times for 42.3 gross at PHI (10/31) with 3 in-the-20 and season-long of 63. 1998 - Played in all 16 games for New York, finishing 2nd in NFC (5th in NFL) with a 45.2-yard gross average... Ranked 6th in NFL with 37.8-yard net average, 2nd with 101 punts and tied for 2nd with 33 in-the-20... Set Giants record with 4,566 punting yards, breaking his own mark of 4,531 set as a rookie... Pinned Redskins at their own 5-yard line vs. WASH (9/6) to setup an INT that led to go-ahead TD... Nailed 61-yarder that sailed out of bounds at the Chargers 12-yard line while punting from his own 27-yard line at SD (9/27) while also hitting a 58-yarder to earn special teams game ball... Punting from own 14-yard line vs. ARIZ (10/18), got off a 59-yarder that pinned the Cardinals at their own 29-yard line... Punted 4 times for 47.5 gross at PHI (12/27) with long of 52. 1997 - Grossed 40.8 yards per punt on an NFL rookie-record 111 punts with an NFL-leading 33 punts in-the-20 while playing in all 16 games... Posted 45.4-yard gross on 8 punts with 2 in-the-20 and long of 57 vs. PHI (8/31)... The Ravens returned only 1-of-5 punts for 0 yards vs. BALT (9/14) as he grossed 42.8 yards with long of 57... Had punt blocked at ARIZ (10/12), marking the first time in his football career, including high school and college, that he had a punt blocked... Dropped 3-of-6 punts in-the-20 vs. CIN (10/26)... Set personal record with 13 punts - the second-most ever by a Giant in a single game - at WASH (11/23) with a 41.3-yard gross, 3 in-the-20 and a long of 57... Posted a 37.5-yard gross on 6 punts in the Wild Card Playoff vs. MIN (12/27).

**COLLEGE:** Finished career at Ball State (1993-96) ranked 3rd in NCAA history, among punters with at least 200 punts, with a 44.2-yard career gross average... Established school records with 242 punts for 10,702 yards... Averaged at least 40.0 yards per punt in all but 1 of his 33 games played... Consensus All-American selection and all-Mid American first-team pick as MAC Defensive Player-of-the-Year and MVP following his senior campaign... Punted 59 times for 2,705 yards (45.9 avg.) as a senior... Led the nation as a junior with a 46.5-yard average, the sixth-highest single-season average in NCAA history, on 66 punts for 3,071 yards to earn second-team All-American selection by the *AP* and *Football News*... All-MAC first-team choice and added Academic all-MAC honors as a sophomore, pacing the MAC and ranking 3rd in the nation with 59 punts for 2,684 yards (45.5 avg.)... Ranked 3rd in the MAC with 58 punts for 2,242 yards (38.7 avg.) as a redshirt freshman... Majored in business.

**PERSONAL:** Two-time all-Rangeline Conference and All-Hamilton County punter at Sheridan H.S. (Atlanta, Ind.)... Added *Associated Press* All-State, *Indianapolis Star* All-Suburban and *Indianapolis News* All-Metro honors... Averaged 39.5 yards per punt with a long of 61 yards as the team won the 1988 Class A state title... Also led the squad to a pair of sectional and 3 conference crowns... Recorded 2 INTs and 7 PDs as a defensive back in his final year... Selected to the Indiana North-South All-Star team... Born in Tipton, Indiana... He and wife Karen have 2 sons, Conner and Cole.

### Brad Maynard's Pro Stats

**REGULAR SEASON**

Year	Team	Punts	Yds	Avg	TB	In-20	Lg	Blk	Net	GP
1997	NY Giants	111	4,531	40.8	14	33	57	1	34.6	16
1998	NY Giants	101	4,566	45.2	8	33	63	0	37.8	16
1999	NY Giants	89	3,651	41.0	6	31	63	0	35.1	16
2000	NY Giants	79	3,210	40.6	8	26	64	1	33.7	16
2001	Chicago	87	3,709	42.6	8	36	60	0	37.0	16
2002	Chicago	87	3,679	42.3	2	26	75	0	37.4	16
2003	Chicago	79	3,258	41.2	9	23	53	2	34.6	16
<b>CAREER</b>		<b>633</b>	<b>26,604</b>	<b>42.0</b>	<b>55</b>	<b>208</b>	<b>75</b>	<b>4</b>	<b>35.8</b>	<b>112</b>
<i>Bears Totals</i>		<i>253</i>	<i>10,646</i>	<i>42.1</i>	<i>19</i>	<i>85</i>	<i>75</i>	<i>2</i>	<i>36.4</i>	<i>48</i>

**Additional Stats:** Passing - 2-of-3, 39 yards, 2 TDs: 1998 (0-of-1); 2001 (1-of-1, 27-yard TD); 2002 (1-of-1, 12-yard TD). Rushing - 2002 (1 for 20).

**POSTSEASON**

Year	Team	Punts	Yds	Avg	TB	In-20	Lg	Blk	Net	GP
1997	N.Y. Giants	6	225	37.5	1	0	54	0	30.3	1
2000	N.Y. Giants	18	684	38.0	2	4	52	1	32.0	3
2001	Chicago	5	191	38.2	0	1	54	0	32.8	1
<b>CAREER</b>		<b>29</b>	<b>1,100</b>	<b>37.9</b>	<b>3</b>	<b>5</b>	<b>54</b>	<b>1</b>	<b>31.5</b>	<b>5</b>

**BRAD MAYNARD'S SEASON / CAREER / PLAYOFF HIGHS**

	2003	Career	Playoff
<b>Punts</b> .....	7, four times	13 at WASH (11/23/97)	11 vs. BAL (SB XXXV)
<b>Punting Yards</b> .....	318 vs. DET (10/26)	537 at WASH (11/23/97)	422 vs. BAL (SB XXXV)
<b>Gross Average (Min 4)</b> .....	45.4 vs. DET (10/26)	55.4 at TEN (10/1/00)	38.4 vs. BAL (SB XXXV)
<b>Punts In-the-20</b> .....	4 vs. MIN (12/14)	6, last at GB (12/9/01)	3 vs. BAL (SB XXXV)
<b>Longest Punt</b> .....	53 vs. DET (10/26)	75 vs. TB (12/29/02)	54, two times

## 2003 QUARTER-BY-QUARTER SCORING

Team	Bears Offense						Bears Defense					
	QT1	QT2	QT3	QT4	OT	TOT	QT1	QT2	QT3	QT4	OT	TOT
@ SF	0	7	0	0	-	7	10	23	6	10	-	49
@ MIN	3	7	3	0	-	13	7	10	0	7	-	24
GB	0	6	3	14	-	23	17	7	0	14	-	38
OAK	0	3	3	18	-	24	6	12	0	3	-	21
@ NO	0	3	0	10	-	13	3	3	7	7	-	20
@ SEA	3	3	0	11	-	17	0	14	3	7	-	24
DET	0	10	14	0	-	24	0	0	8	8	-	16
SD	3	7	3	7	-	20	0	0	0	7	-	7
@ DET	0	3	7	0	-	10	3	3	3	3	-	12
STL	0	14	0	7	-	21	3	0	7	13	-	23
@ DEN	3	6	0	10	-	19	7	0	3	0	-	10
ARIZ	7	0	0	21	-	28	3	0	0	0	-	3
@ GB	14	0	0	7	-	21	0	13	6	15	-	34
MIN	3	7	3	0	-	13	0	3	0	7	-	10
WAS	10	0	14	3	-	27	10	7	0	7	-	24
@ KC	0	0	3	0	-	3	0	14	7	10	-	31
	<b>46</b>	<b>76</b>	<b>53</b>	<b>108</b>	<b>-</b>	<b>283</b>	<b>69</b>	<b>109</b>	<b>50</b>	<b>118</b>	<b>-</b>	<b>346</b>



## Todd McMillon

**Cornerback**

**Ht: 5-11 Wt: 188**

**Born: September 26, 1974**

**College: Northern Arizona**

**Bears season: 5 NFL Season: 5**

**Acquired: Unrestricted free agent in 2000 (CFL)**

# 26

**PRO CAREER:** Reserve CB and special teams contributor has established a new career-high in special teams tackles each of the last 3 years... Career-high 23 tackles and 3 PDs as a reserve CB came in 2002... Began each of the 2 previous seasons on Chicago's practice squad before finishing the season on the active roster... Earned All-Pro honors for the Frankfurt Galaxy during the 2001 NFL Europe season after being allocated by the Bears... Spent his first 3 pro seasons (1997-99) with the Canadian Football League's Saskatchewan Roughriders... Posted 136 tackles and 4 INTs in 48 games of CFL action.

**CAREER TRANSACTIONS:** Signed as a free agent with Chicago (2/16/00)... Placed on waivers (8/22/00) and signed to Bears practice squad (8/29/00)... Elevated to active roster (11/15/00)... Put on waivers (9/3/01), signed to practice squad (9/5/01) and elevated to active roster (11/13/01)... Placed on injured reserve (11/19/02)... Signed new contract with Chicago (3/4/03). **SIGNED through 2004.**

**2003 SEASON:** Ranked 5th on Bears with career-high 12 special teams tackles while playing in a career-high 13 games... Left game vs. SD (11/2) with left thumb injury... Inactive Games 9-11 due to thumb injury. **GAMES PLAYED-STARTED: 13-0**

**PREVIOUS SEASONS: 2002 -** Recorded career-high 23 tackles and 3 PDs while appearing in the first 10 games of the season, including his first NFL start, before having season ended prematurely due to a ruptured ligament in his left thumb... Tied for 8th on Bears with 10 special teams tackles... Recorded career-high 8 tackles at ATL (9/15) in first career start at LCB, subbing for injured R.W. McQuarters... Finished season on injured reserve after surgery for ruptured ligament in left thumb. **2001 -** Saw first regular NFL action tallying 7 special teams tackles and appeared as a reserve CB in the final 8 games, plus the playoff contest... Member of Bears practice squad Games 1-8 and elevated to active roster prior to Game 9... Prepared for season with All-Pro campaign for Frankfurt Galaxy during the 2001 NFL Europe season. **2000 -** Saw playing time over Chicago's final 3 games, primarily playing on special teams... Member of Bears practice squad Games 1-11... Elevated to active roster prior to Game 11 and inactive vs. TB (11/19) and at NYJ (11/26)... Made NFL debut vs. NE (12/10) on special teams. 1997-99 (CFL) - Posted 136 tackles and 4 INTs in 48 games of CFL action for the Saskatchewan Roughriders.

**COLLEGE:** Spent 5 years at Northern Arizona... Named all-Big Sky as a senior while being credited with 41 tackles, 1 INT and 1 fumble recovery in 10 games (9 starts).

**PERSONAL:** Attended Cerritos High in Cerritos, CA... Models clothes for retailers such as the Gap in his free time... He and wife Erin have 1 daughter, Skye Hunter... Is the youngest of 2 children of Wiley and Joe Ann McMillon.

### Todd McMillon's Pro Stats

#### REGULAR SEASON

Year	Team	Int-Yds	Tkls-Solo	FF	FR	TFL	PD	Sack-Yds	STT	G-GS
2000	Chicago	0-0	0-0	0	0	0	0	0-0	0	3-0
2001	Chicago	0-0	1-1	0	0	0	0	0-0	7	8-0
2002	Chicago	0-0	23-19	0	0	0	3	0-0	10	10-1
2003	Chicago	0-0	3-3	0	0	0	1	0-0	12	13-0
<b>CAREER</b>		<b>0-0</b>	<b>27-23</b>	<b>0</b>	<b>0</b>	<b>0</b>	<b>4</b>	<b>0-0</b>	<b>29</b>	<b>34-1</b>

#### POSTSEASON

Year	Team	Int-Yds	Tkls-Solo	FF	FR	TFL	PD	Sack-Yds	STT	G-GS
2001	Chicago	0-0	0-0	0	0	0	0	0-0	2	1-0
<b>CAREER</b>		<b>0-0</b>	<b>0-0</b>	<b>0</b>	<b>0</b>	<b>0</b>	<b>0</b>	<b>0-0</b>	<b>2</b>	<b>1-0</b>

#### TODD McMILLON'S SEASON / CAREER / PLAYOFF HIGHS

	2003	Career	Playoff
Special Teams Tackles	...3 vs. DET (10/26)	...4 vs. NE (11/10/02)	...2 vs. PHI (1/19/02)
Tackles	...3 vs. DET (10/26)	...8 at ATL (9/15/02)	...None
Solos	...3 vs. DET (10/26)	...5 at ATL (9/15/02)	...None
Pass Defenses	...1 vs. WASH (12/21)	...1, four times	...None



## R.W. McQuarters

**Cornerback**

**Ht:** 5-10 **Wt:** 195

**Born:** December 21, 1976

**College:** Oklahoma State

**Bears season:** 5 **NFL Season:** 7

**Acquired:** Trade with San Francisco in 2000

# 21

**PRO CAREER:** Chicago's active leader with 44 career pass defenses (31 with Bears)... Ranks 2nd among active Bears with 8 career INTs while starting 31-of-41 games played at CB the last 3 seasons... Versatile performer excelled as Chicago's punt returner in 2003, after seeing limited time in the role throughout his Bears career, while posting the second-highest INT total of his career... Owns 4 career TDs, 2 on defensive returns and 2 on punt returns... Earned All-Pro honors at CB in 2001 while starting at LCB in all 16 games for the first time in his career and posting career-highs in INTs, PDs and tackles... Played primarily as an extra DB his first season in Chicago, highlighted by a 61-yard INT return that resulted in his first career defensive TD... Began NFL career with 2 years in San Francisco, serving as the team's primary kick-off and punt returner while starting 11-of-27 games at CB, with 91 tackles, 13 PDs and 1 INT.

**CAREER TRANSACTIONS:** Entered NFL as a first-round selection (28th overall) by San Francisco in the 1998 NFL Draft... Traded to Chicago (6/5/00) from San Francisco for a conditional 2001 draft pick... Signed contract extension (1/10/02). **SIGNED through 2006.**

**2003 SEASON:** Ranked 6th in NFL with 12.2-yard punt return average on 37 returns with a season-long 60-yarder for a TD after taking over Chicago's featured punt return role in Game 2... Participated in all 16 games, starting at LCB in Games 1-6, ranking 6th on the Bears with 45 tackles and 2nd with 7 PDs... Led secondary at SF (9/7) with 2 PDs and added 4 tackles... Took over punt returning duties at MIN (9/14), returning 1 for 11 yards and contributing 6 tackles... Posted 4 tackles and 2 PDs vs. GB (9/29)... Set-up Chicago scores vs. OAK (10/5) with a 43-yard INT return and a 54-yard punt return en route to a 29.5 average on 2 punt returns... Posted 6 tackles and 3 PDs at NO (10/12)... Recorded 5 tackles at SEA (10/19)... Moved to reserve CB role vs. DET (10/26) and posted 1 tackle while adding 5 punt returns for 11.2-yard average with a long of 26... Tied season-high of 5 punt returns for 11.0-yard average vs. SD (11/2) with a long of 36; added 1 PD as reserve CB... Returned second career punt for TD with 60-yard return vs. STL (11/16); posted 3 tackles as reserve CB... Set-up Bears TD with 29-yard INT return vs. ARIZ (11/30) en route to a 13.0-yard average on 3 punt returns... Posted 25-yard return on only return at GB (12/7)... Averaged 14.0 yards on 4 punt returns with a long of 32 vs. WASH (12/21) while adding 3 tackles. **GAMES PLAYED-STARTED: 16-6**

**PREVIOUS SEASONS:** **2002** - Started at LCB in all 9 games played, ranking 4th on Bears secondary with 51 tackles... Started Games 1, 5, 8-13 and 16... Recorded 7 tackles and 1 PD vs. MIN (9/8) before leaving game in 1st half due to left knee injury... Inactive Games 2-4 due to knee injury... Returned to start vs. GB (10/7) on *Monday Night Football* and posted 4 tackles and 2 PDs... Inactive Games 6-7 due to hamstring injury suffered against Packers... Registered 4 tackles in return vs. PHI (11/3)... Led secondary with 6 tackles at STL (11/18) on *MNF*... Posted 33-yard return on INT vs. DET (11/24)... Recorded career-high 11 tackles at GB (12/1)... Recorded 7 tackles and recovered fumble on *MNF* at MIA (12/9)... Inactive Games 14-15 due to hip flexor injury suffered in practice (12/12)... Returned vs. TB (12/29) and recorded 4 tackles. **2001** - Started all 16 games, plus the play-off contest, and led Chicago with career-high 18 PDs while leading secondary with career-high 89 tackles, including 6 TFLs, and tying for 2nd on team with 3 INTs... Honored as first-team All-Pro by *Sports Illustrated*... Tied for team lead with 10 tackles, with 1 TFL, and 1 PD at BALT (9/9)... Forced fumble vs. MIN (9/23) and 1 sack among 6 tackles and 2 PDs... Returned fumble 69 yards for TD vs. ARIZ (10/14)... Recorded 43-yard INT return to go with 5 tackles and 4 PDs at CIN (10/21); 6-51 punt returns... Equaled high among secondary with 6 tackles vs. SF (10/28)... Led secondary with 5 tackles vs. GB (11/11); added 1 PD... Grabbed INT at TB (11/18) and tied for secondary lead with 8 tackles, including 2 TFLs... Posted 7 tackles and 2 PDs at MIN (11/25)... Netted 3 PDs and 1 INT vs. TB (12/16)... Delivered 1 TFL and 1 PD at WASH (12/23)... Led secondary with 8 tackles at DET (12/30)... Contributed 6 tackles and 1 PD vs. JAX (1/6/02)... Ranked 2nd on team

with 9 tackles in Divisional Playoff vs. PHI (1/19/02). 2000 - Played 15 games in his first season with the Bears and made 2 starts in 'nickel' situations while totaling 30 tackles... Traded to Chicago by San Francisco (6/5)... Dressed but DNP at MIN (9/3)... Recorded 1 tackle and 1 PD in win at GB (10/1)... Posted 3 tackles at BUF (11/12) in first start as a Bear... Wrapped up 4 tackles and 1 PD in start vs. NE (12/10)... Delivered season-high 5 tackles at SF (12/17) in return to San Francisco... NFC Defensive Player-of-the-Week honors for performance at DET (12/24), giving Chicago a 4th-qr. lead on a 61-yard INT return for TD and set-up game-winning FG by forcing a fumble with less than 1-minute to play; added 4 tackles, including his first career sack. 1999 - Played in 11 games with 4 starts at CB in final season with San Francisco, leading team with career-high 26 kickoff returns for 568 yards... Finished year with 35 tackles, 4 PDs and 1 INT... Returned 6 kickoffs for career-best 141 yards, with a long of 41, at JAX (9/12)... Posted 4 tackles and a 32-yard punt return vs. TEN (10/3)... Made first start of season at LCB vs. CAR (10/17), recording a 25-yard return on his first career INT... Recorded 5 tackles in start vs. PIT (11/7)... Started and posted 7 tackles and 1 PD at NO (11/14); adding 4 kickoffs returns for 94 yards... Returned 4 kickoffs for 92 yards vs. STL (11/21)... Left game in 1st half vs. GB (11/29) with separated right shoulder... Placed on injured reserve (11/30) for last 5 games of season. 1998 - Part-time starting CB and featured kickoff and punt returner during the regular season and playoffs as a 49ers rookie, starting 7-of-16 regular-season games at RCB... Ranked 10th in the NFC with an 8.6-yard average on 47 punt returns, including 1 TD, and returned 17 kickoffs for 339 yards... Recorded 37-yard punt return vs. ATL (9/27)... Subbed at CB and collected 3 tackles at NO (10/11) while returning 6 punts for 60 yards... Returned 5 kickoffs for 112 yards at GB (11/1)... Returned 6 kickoffs for 105 yards vs. CAR (11/8)... Earned first career start, recording season-high 10 tackles at ATL (11/15)... Collected 9 tackles vs. NYG (11/30)... Started and recorded 7 tackles and 1 PD at CAR (12/6)... Posted 72-yard punt return for TD vs. STL (12/27) and notched 8 tackles... Returned 6 kickoffs for 128 yards with a long of 25 in Wild Card Playoff vs. GB (1/3/99) and 13.0-yard average on 2 punt returns... Returned 3 kickoffs for 57 yards in Divisional Playoff at ATL (1/9/99).

**COLLEGE:** Triple-threat weapon as DB, WR and return man during 3-year career at Oklahoma State (1995-97)... Started 9 games at WR in addition to starting at both FS and LCB as a junior... Ranked 2nd in nation with school-record 521 punt return yards for 16.3-yard average and 1 TD... Added 195 yards on 8 kickoff returns for 24.4-yards average... Registered 38 tackles, 2 fumble recoveries and 1 INT while finishing with 8 receptions for a 30.6-yard average and 2 TDs... Rushed for 69 yards on 2 carries and 1 TD... As sophomore, started first 7 games of season at FS before suffering broken foot against Iowa State... Named honorable mention all-Big 12 at DB, recording 64 tackles, 2 INTs and 2 PDs... Totaled 465 return yards, averaging 13.4 yards per punt return and 22.1 yards per kickoff return... Named all-Big Eight kick returner as freshman, while moving into the starting lineup in the second game of season at RCB and posting 62 tackles, 1 sack and 3 INTs... Member of OSU basketball team during freshman and sophomore years, serving as backup point guard... Majored in broadcast journalism.

**PERSONAL:** Two-time all-state selection at Washington H.S. in Tulsa, OK, earned *USA Today* and Parade All-America honors as senior... Defensive Player-of-the-Year by both *Tulsa World* and *Daily Oklahoman*... Prep career included 23 catches for 571 yards and 16 TDs... Rated top defensive back in midwest by Blue Chip Illustrated... Doubled as starting point guard for basketball team... Uncle Eddie McQuarters is member of Canadian Football Hall of Fame... Past community involvement includes partnering with fellow members of Bears secondary and Meals on Wheels to "Intercept Hunger" with meal donations being made based on player performance... Full name is Robert William McQuarters II... Has 2 sons, Robert William III and Rylan, and 1 daughter, Reagan.

## UNDRAFTED FREE AGENTS

The Bears signed 11 undrafted free agents this spring to go along with eight draft picks. Sam Aiello, Derrick Ballard, Jeremy Cain, Darrell Campbell, Ryan Dinwiddie, Rob Droege, Alain Kashama, Josh Minkins, Brian Pare, A.J. Ricker and Virgil Williams make up the 2004 undrafted rookie draft class.

The following players on the Chicago roster were also signed as undrafted free agents, though not all were originally signed by the Bears: Rabih Abdullah (1998 by Tampa Bay), Qasim Mitchell (2002 by Cleveland), Steve Edwards (2002 by Philadelphia), Bryan Johnson (2000 by Washington and Bryan Robinson (1997 by St. Louis).

### R.W. McQuarters' Pro Stats

**REGULAR SEASON**

Year	Team	Int-Yds	Tkls-Solo	FF	FR	TFL	PD	Sack-Yds	STT	G-GS
1998	San Francisco	0-0	56-48	0	0	NA	9	0-0	0	16-7
1999	San Francisco	1-25	35-29	0	0	NA	4	0-0	0	11-4
2000	Chicago	1-61t	30-22	1	0	0	2	1-2	5	15-2
2001	Chicago	3-47	89-57	1	1	6	18	1-0	0	16-16
2002	Chicago	1-33	51-38	0	1	1	4	0-0	0	9-9
2003	Chicago	2-72	45-35	0	0	0	7	0-0	0	16-6
<b>CAREER</b>		<b>8-238</b>	<b>306-229</b>	<b>2</b>	<b>2</b>	<b>7</b>	<b>44</b>	<b>2-2</b>	<b>5</b>	<b>83-44</b>
<i>Bears Totals</i>		<i>7-213</i>	<i>215-152</i>	<i>2</i>	<i>2</i>	<i>7</i>	<i>31</i>	<i>2-2</i>	<i>5</i>	<i>56-33</i>

**Touchdowns - 2:** 61-yard INT return at DET (Dec. 24, 2000); 69-yard fumble return vs. ARIZ (Oct. 14, 2001).  
**STT-Special Teams Tackles**

Year	Team	PR	FC	Yds	Avg	Lg	TD	KR	Yds	Avg	Lg	TD
1998	San Francisco	47	10	406	8.6	72t	1	17	339	19.9	45	0
1999	San Francisco	18	3	90	5.0	32	0	26	568	21.8	37	0
2000	Chicago	0	0	0	-	-	0	0	0	-	-	0
2001	Chicago	12	1	96	8.0	16	0	0	0	-	-	0
2002	Chicago	0	0	0	-	-	0	0	0	-	-	0
2003	Chicago	37	12	452	12.2	60t	1	0	0	-	-	0
<b>CAREER</b>		<b>114</b>	<b>26</b>	<b>1,044</b>	<b>9.2</b>	<b>72t</b>	<b>2</b>	<b>43</b>	<b>907</b>	<b>21.1</b>	<b>45</b>	<b>0</b>
<i>Bears Totals</i>		<i>49</i>	<i>13</i>	<i>548</i>	<i>11.2</i>	<i>60t</i>	<i>1</i>	<i>0</i>	<i>0</i>	<i>-</i>	<i>-</i>	<i>0</i>

**Touchdowns - 2:** 72-yard punt return vs. STL (Dec. 27, 1998); 60-yard punt return vs. STL (Nov. 16, 2003).

**POSTSEASON**


Year	Team	Int-Yds	Tkls-Solo	FF	FR	TFL	PD	Sack-Yds	STT	G-GS
1998	San Francisco	0-0	0-0	0	0	0	0	0-0	0	2-0
2001	Chicago	0-0	9-8	0	0	0	1	0-0	0	1-1
<b>CAREER</b>		<b>0-0</b>	<b>9-8</b>	<b>0</b>	<b>0</b>	<b>0</b>	<b>1</b>	<b>0-0</b>	<b>0</b>	<b>3-1</b>

**STT-Special Teams Tackles**

Year	Team	PR	FC	Avg	Lg	TD	KR	Yds	Avg	Lg	TD
1998	San Francisco	3	0	19	6.3	19	9	185	20.6	25	0
2001	Chicago	1	1	10	10.0	10	0	0	-	-	0
<b>CAREER</b>		<b>4</b>	<b>1</b>	<b>29</b>	<b>7.3</b>	<b>19</b>	<b>9</b>	<b>185</b>	<b>20.6</b>	<b>25</b>	<b>0</b>

**R.W. McQUARTERS' SEASON / CAREER / PLAYOFF HIGHS**

	2003	Career	Playoff
<b>Tackles</b> .....	.6, two times	.11 at Green Bay (12/1/02)	.9 vs. PHI (1/19/02)
<b>Solos</b> .....	.5 at MIN (9/14)	.9, last: at BALT (9/9/01)	.8 vs. PHI (1/19/02)
<b>Interceptions</b> .....	.1, two times	.1, eight times	.None
<b>Longest INT Return</b> .....	.43 vs. OAK (10/5)	.61t at DET (12/24/00)	.None
<b>Pass Defenses</b> .....	.2, three times	.4 at CIN (10/21/01)	.1 vs. PHI (1/19/02)
<b>Punt Returns</b> .....	.5, two times	.6, last: at CIN (10/21/01)	.2 vs. GB (1/3/99)
<b>PR Yards</b> .....	.70 vs. STL (11/16)	.100 vs. STL (12/27/98)	.26 vs. GB (1/3/99)
<b>Longest PR</b> .....	.60t vs. STL (11/16)	.72t at STL (12/27/98)	.19 vs. GB (1/3/99)
<b>Kickoff Returns</b> .....	.None	.6, last: at JAX (9/12/99)	.6 vs. GB (1/3/99)
<b>KR Yards</b> .....	.None	.141 at JAX (9/12/99)	.128 vs. GB (1/3/99)
<b>Longest KR</b> .....	.None	.45 at STL (10/25/98)	.25 vs. GB (1/3/99)



## Ahmad Merritt

**Wide Receiver**

**Ht:** 5-10 **Wt:** 195

**Born:** February 5, 1977

**College:** Wisconsin

**Bears season:** 4 **NFL Season:** 4

**Acquired:** Undrafted free agent in 2000

# 81

**PRO CAREER:** Reserve WR set career-high in special teams tackles in 2003 after establishing personal bests in kickoff returns and receiving in 2002... Made NFL debut over the final 2 games of the 2001 regular and post-season... Spent all of 2000 and most of 2001 on the Bears practice squad... Lone TD of his NFL career came in '01 in his first post-season game and on his first NFL carry... Leading receiver for the Berlin Thunder of NFL Europe during their World Bowl championship season of 2001.

**CAREER TRANSACTIONS:** Entered NFL as an undrafted free agent, signing with Chicago (5/22/00)... Waived (8/22/00)... Signed to Bears practice squad (12/6/00)... Placed on waivers (9/2/01) and signed to practice squad (9/4/01)... Elevated to active roster (12/29/01). **SIGNED through 2004.**

**2003 SEASON:** Tied for 3rd on Bears with 13 special teams tackles and led team with 3 forced fumbles on special teams while playing in career-high 15 games... Participated in Games 1-6 and 8-16 - starting Game 6 as third WR... Set franchise record with 9 kickoff returns at SF (9/7) for career-high 170 yards... Posted 23.0-yard KR avg. at MIN (9/14) with a long of 35... Totaled 110 KR yards on 6 returns vs. GB (9/29) and recovered 4th qtr. on-side kick... Had 33-yard KR at NO (10/12) and caught first pass of the year for 22-yard gain; forced fumble on special teams... Left game in 1st half at SEA (10/19) with strained neck suffered on special teams... Inactive vs. DET (10/26) due to injury... Forced fumble vs. SD (11/2) and recorded 2 tackles on special teams... Forced fumble and posted 4 tackles on special teams coverage units vs. STL (11/16)... Recorded 3 tackles on special teams at DEN (11/23)... Tied career-long with 25-yard reception vs. WASH (12/21); first reception in 7 games. **GAMES PLAYED-STARTED: 15-1**

**PREVIOUS SEASONS:** 2002 - Bears leading kickoff returner played in the final 12 games, starting 3 at WR... Recorded the fourth-highest single-season kickoff return yardage total in franchise history with 1,029 yards on 45 returns while adding 14 receptions for 100 yards and 10 punt returns for 71 yards... Ranked 10th on Chicago with 8 special teams tackles... Inactive for Games 1-4 due to left hand injury suffered in training camp, but returned to play in Games 5-16 - starting Games 8-9, 14 at WR... Made season and *Monday Night Football* debut vs. GB (10/7) on special teams... First career kickoff return went for season-high and personal-best 63 yards at DET (10/20)... Caught 2 passes for 11 yards at MIN (10/27) and returned 4 kickoffs for 63 yards... Made first NFL start vs. PHI (11/3) and caught 2 passes for 30 yards... Started vs. NE (11/10) and posted 24.7-yard KR average with a long of 44 (6-148)... Posted 27.8-yard KR average at STL (11/18) on *MNF* with 4 kickoff returns for 111 yards and a long of 37... Caught 3 passes for 24 yards vs. DET (11/24) and posted 27.3-yard KR average on 3 returns... Returned 5 kickoffs for 97 yards at GB (12/1) and caught 1 pass for 5 yards... Posted 20.8-yard KR average on 5 returns at MIA (12/9) on *MNF* while averaging 9.0 yards on first 4 career punt returns... Recorded 26.7-yard KR average on 3 returns vs. NYJ (12/15), with 12 yards on 2 punt returns... Equalled team-high with 4 catches vs. TB (12/29) for 22 yards; 2-11 punt returns and 4-106 kickoff returns. 2001 - Made playoff splash after spending the first 14 games of the season on the practice squad... Bears third-leading preseason receiver with 8 catches for 85 yards and 1 TD... Elevated to active roster (12/29) after an injury to Dez White... Made NFL debut as a reserve WR and special teamer at DET (12/30)... Gained 13 yards on his first career reception by reversing his field en route to 20 yards on 2 catches vs. JAX (1/6/02)... Scampered 47 yards on a reverse for a go-ahead TD of Divisional Playoff vs. PHI (1/19/02); 2 special teams tackles. 2000 - Spent entire season on Chicago's practice squad following training camp.



# The Players

## Ahmad Merritt • Wide Receiver

GSH

**COLLEGE:** Primarily served as a return specialist during his 4 years at Wisconsin (1996-1999), returning 28 kickoffs for 521 yards and 25 punts for 165 yards... Started 21 games at WR and caught 36 passes for 528 yards and 2 TDs... Saw action in 12 games as a senior with 2 starts, catching 9 passes for 141 yards with a long of 41... Also had 9 catches in his junior campaign for 126 yards... Hauled in 3 passes for 46 yards as a sophomore while returning 26 kickoffs for 502 yards and 23 punts for 125 yards... Collected career-best 15 receptions and 2 TDs while starting 7 games as a red-shirt freshman, served as team's third WR most of the year... Majored in zoology.

**PERSONAL:** Earned All-America honors from Prep Football Report and Super Prep as senior at St. Rita H.S. in Chicago, amassing career totals of 63 receptions for 1,240 yards and 21 TDs... Totaled 23 catches for 675 yards as a senior, despite missing 4 games due to injury... Earned his Illinois real estate license in 2002.

### Ahmad Merritt's Pro Stats

#### REGULAR SEASON

Year	Team	Receiving					Rushing					G-GS
		Rec	Yds	Avg	Lg	TD	Rush	Yds	Avg	Lg	TD	
2001	Chicago	2	20	10.0	13	0	0	0	-	-	0	2-0
2002	Chicago	14	100	7.1	25	0	1	5	5.0	5	0	12-3
2003	Chicago	3	50	16.7	25	0	0	0	-	-	0	15-1
<b>CAREER</b>		<b>19</b>	<b>170</b>	<b>8.9</b>	<b>25</b>	<b>0</b>	<b>1</b>	<b>5</b>	<b>5.0</b>	<b>5</b>	<b>0</b>	<b>29-4</b>

Year	Team	KR	Yds	Avg	Lg	TD	PR	FC	Yds	Avg	Lg	TD
2001	Chicago	0	0	-	-	0	0	0	0	-	-	0
2002	Chicago	45	1,029	22.9	63	0	10	2	71	7.1	18	0
2003	Chicago	20	405	20.3	35	0	0	0	0	-	-	0
<b>CAREER</b>		<b>65</b>	<b>1,434</b>	<b>22.1</b>	<b>63</b>	<b>0</b>	<b>10</b>	<b>2</b>	<b>71</b>	<b>7.1</b>	<b>18</b>	<b>0</b>

Additional Stats: Special Teams Tackles-21: 8 (2002); 13 (2003).

#### POSTSEASON

Year	Team	Receiving				Rushing				G-GS		
		Rec	Yds	Avg	Lg	TD	Rush	Yds	Avg		Lg	TD
2001	Chicago	0	0	-	-	0	1	47	47.0	47t	1	1-0
<b>CAREER</b>		<b>0</b>	<b>0</b>	<b>-</b>	<b>-</b>	<b>0</b>	<b>1</b>	<b>47</b>	<b>47.0</b>	<b>47t</b>	<b>1</b>	<b>1-0</b>

Additional Stats: Special Teams Tackles-2: 2 (2001).

#### AHMAD MERRITT'S SEASON / CAREER / PLAYOFF HIGHS

	2003	Career	Playoff
Special Teams Tackles	.4 vs. STL (11/16)	.4 vs. STL (11/16/03)	.2 vs. PHI (1/19/02)
Receptions	.1, three times	.4 vs. TB (12/29/02)	None
Receiving Yards	.25 vs. WASH (12/21)	.30 vs. PHI (11/3/02)	None
Longest Reception	.25 vs. WASH (12/21)	.25, two times	None
Carries	None	.1 vs. NYJ (12/15/02)	.1 vs. PHI (1/19/02)
Rushing Yards	None	.5 vs. NYJ (12/15/02)	.47 vs. PHI (1/19/02)
Longest Rush	None	.5 vs. NYJ (12/15/02)	.47t vs. PHI (1/19/02)
Kickoff Returns	.9 at SF (9/7)	.9 at SF (9/7/03)	None
KR Yards	.170 at SF (9/7)	.170 at SF (9/7/03)	None
Longest KR	.35 at MIN (9/14)	.63 at DET (10/20/02)	None
Punt Returns	None	.4 at MIA (12/9/02)	None
PR Yards	None	.36 at MIA (12/9/02)	None
Longest PR	None	.18 at MIA (12/9/02)	None

Merritt



## Terrence Metcalf

**Guard/Tackle**

**Ht: 6-3 Wt: 318**

**Born: January 28, 1978**

**College: Mississippi**

**Bears season: 3 NFL Season: 3**

**Acquired: 3rd round of the 2002 draft**

# 60

**PRO CAREER:** Versatile offensive line prospect projects as a contributor at either guard position... Frequent injury replacement at RG and LG while playing career-high 11 games in 2003... Saw limited duty in 9 games as a rookie.

**CAREER TRANSACTIONS:** Entered NFL as a third-round selection (93rd overall) by Chicago in the 2002 NFL Draft. **SIGNED** through 2004.

**2003 SEASON:** Played as an injury fill-in in at both guard positions in a career-high 11 games, making the first 2 starts of his career, while also contributing on special teams... Participated in Games 6-7, 11-16 - starting Games 13-14 at RG... Inactive Games 1-5... Made season debut at SEA (10/19) at RG for injured Chris Villarrial during 2nd qtr... Active but DNP Games 8-10... Filled in at RG for Villarrial on a couple series at DEN (11/23)... Entered game vs. ARIZ (11/30) in 2nd qtr. at RG for injured Villarrial and finished game... Made first NFL start at GB (12/7), replacing Villarrial at RG... Started at RG vs. MIN (12/14)... Entered game at LG in 4th qtr. vs. WASH (12/21) after Steve Edwards moved out to LT for injured Qasim Mitchell. **GAMES PLAYED-STARTED: 11-2**

**PREVIOUS SEASON: 2002** - Participated in 9 of Chicago's final 10 games as a rookie, performing on special teams and as an extra lineman in some goal-line situations... Inactive for the first 6 games... Made his NFL debut at MIN (10/27) on special teams... Inactive vs. NE (11/10)... Returned to action for first career *Monday Night Football* game at STL (11/18)... Saw goal-line action on several plays vs. NYJ (12/15).

**COLLEGE:** Started all but 6 games played during his 5-year career at Ole Miss (1997-2001)... Did not allow a sack while starting every game at LT as a junior and senior; Rebels led the SEC in fewest sacks allowed each season... Played primarily at LG during his first 2 years... As a senior, was a consensus All-American, including several first-team selections, and consensus first-team all-SEC performer in 11 starts at LT... Garnered first-team all-SEC recognition as a junior while starting 12 games at LT on the Rebels' O-line that led the SEC (tied for 3rd in NCAA) with 7 sacks allowed... Earned second-team All-America honors while playing all 12 games his redshirt sophomore season, making 5 starts at LG including Independence Bowl... Received a medical redshirt in 1998 after suffering a season-ending left ankle injury in his third start of the season... Started all 12 games as a true freshman, including the Ford Motor City Bowl, with the final 11 coming at LG after starting the season opener at LT... Finished his career as the school record-holder with a 500-pound bench press... Majored in management.

**PERSONAL:** Considered one of nation's top O-line prospects at Clarksdale (Miss.) H.S., earning all-State and Parade All-America honors as a senior... Named Mississippi's No. 1 prospect on *The Clarion-Ledger* Top-10 Most Wanted list and selected to the All-America teams of several recruiting publications... Ranked as the No. 1 prep O-lineman coming out of the Southeast Region by Prep Star... Two-way star had 104 tackles and 7 sacks as a junior defensive tackle... He and wife Tonya have 1 son, DeKaylin, and 2 daughters, Zharia and Zkyra... Son of Earlene Metcalf.

### Terrence Metcalf's Pro Stats

#### REGULAR SEASON

GAMES PLAYED-STARTED - 20-2; 2002 (9-0); 2003 (11-2).



## Qasim Mitchell

**Tackle**

**Ht: 6-6 Wt: 355**

**Born: December 3, 1979**

**College: North Carolina A&T**

**Bears season: 2 NFL Season: 2**

**Acquired: Waived free agent in 2003 (Cle)**

# 72

**PRO CAREER:** Promising offensive line prospect will compete for the Bears left tackle spot after starting at the position in 2 of the final 3 games of the 2003 season... Signed by Chicago after being waived from Cleveland's practice squad... Spent his rookie season on the Browns injured reserve.

**CAREER TRANSACTIONS:** Entered NFL as an undrafted free agent, signing with Cleveland (4/26/02)... Placed on injured reserve (8/27/02)... Put on waivers from Brown practice squad (9/12/03)... Signed with Chicago's practice squad (9/16/03) and elevated to active roster (11/14/03)... Placed on injured reserve (12/23/03). **SIGNED through 2005.**

**2003 SEASON:** Made his NFL debut, starting 2-of-3 games played for Chicago at LT, but finished season on injured reserve... Waived by Cleveland from practice squad... Joined Bears and spent Games 3-9 on the practice squad... Elevated to active roster and inactive Games 10-12 before seeing first NFL action in Games 13-15... Made NFL debut at GB (12/7), subbing for Mike Gandy at LT in final series of game... Made first NFL start vs. MIN (12/14), opening at LT for injured Gandy... Started vs. WASH (12/21), but left game in 4th qtr due to leg injury... Finished season on injured reserve due to fractured fibula. **GAMES PLAYED-STARTED: 3-2**

**PREVIOUS SEASON: 2002 -** Spent entire rookie season on injured reserve due to a lung injury.

**COLLEGE:** Started all 35 contests on the O-line during 3 seasons at North Carolina A&T (1999-2001)... Named to the all-Mid-Eastern Athletic Conference first team following his senior season... Also selected as the conference's Lineman-of-the-Year... Earned Sheridan Broadcasting Network Black College All-American selection as a senior.

**PERSONAL:** Native of Jacksonville, N.C.

### Qasim Mitchell's Pro Stats

**REGULAR SEASON**

**GAMES PLAYED-STARTED - 3-2: 2002 (0-0); 2003 (3-2).**

## PACESETTERS

### Notable Bears First Three Season Tackle Totals

Player	1st Year-Tkls	2nd Year-Tkls	3rd Year-Tkls	3-Year Total
Brian Urlacher	.2000-165	.2001-148	.2002-214	.527
Tony Parrish	.1998-111	.1999-124	.2000-101	.336
Doug Plank	.1975-123	.1976-132	.1977-71	.326
Mike Brown	.2000-118	.2001-86	.2002-111	.315
Mark Carrier	.1990-122	.1991-93	.1992-89	.304
Mike Singletary	.1981-72	.1982-71	.1983-148	.291
Gary Fencik	.1976-15	.1977-133	.1978-130	.278
Dan Hampton	.1979-70	.1980-73	.1981-68	.211
Wilber Marshall	.1984-19	.1985-78	.1986-105	.202
William Perry	.1985-31	.1986-84	.1987-55	.170
Dave Duerson	.1983-49	.1984-32	.1985-64	.145
Otis Wilson	.1980-15	.1981-81	.1982-40	.136
Richard Dent	.1983-12	.1984-39	.1985-38	.89

Mitchell



## Joe Odom

**Linebacker**

**Ht: 6-1 Wt: 235**

**Born: December 14, 1979**

**College: Purdue**

**Bears season: 2 NFL Season: 2**

**Acquired: 6th round of the 2003 draft**

# 59

**PRO CAREER:** Solid contributor on special teams and as a reserve LB during his rookie season that was cut short by a groin injury... Led Bears in tackles in his first career start, the team's first rookie since Brian Urlacher (2000) to pace the squad in tackles in a game... Teamed with Lance Briggs and Charles Tillman to give Chicago 3 rookie starters on the same defense for the first time since 1989.

**CAREER TRANSACTIONS:** Entered NFL as a sixth-round selection (191st overall) by Chicago in the 2003 NFL Draft... Placed on injured reserve (11/21/03). **SIGNED through 2005.**

**2003 SEASON:** Appeared in 10 games as a rookie, including 3 starts at WLB, and totaled 23 tackles, 1 TFL, 1 PD and 6 special teams tackles before going on injured reserve for the final 6 contests... Made NFL debut at SF (9/7) on special teams and late reserve LB duty... Recorded first career special teams tackle vs. GB (9/29)... Equaled team-high with 2 special teams tackles vs. OAK (10/5); also assisted on 1 tackle as reserve LB... Starting for injured Warrick Holdman at NO (10/12), became first Bears rookie to lead team in tackles in his first career start since Holdman in 1999, posting 11 with 1 TFL... Started at SEA (10/19) and posted 6 tackles and 1 PD... Recorded 4 tackles vs. DET (10/26) in last start of season... Recorded first career FG deflection vs. SD (11/2)... Recovered a fumble vs. STL (11/16) and posted 1 special teams tackle... Suffered groin injury in practice that placed him on injured reserve to end the season. **GAMES PLAYED-STARTED: 10-3**

**COLLEGE:** Four-year letterman at LB for Purdue (1998-2002) twice earned all-Big Ten Conference honors while starting at the inside and outside LB positions... Moved into the starting lineup late in his freshman year and started 32 of 46 games played overall... Finished his career with 244 tackles with 7 sacks, 24 TFLs, 11 PDs, 4 INTs, 2 fumble recoveries, 1 forced fumble and 2 blocked kicks... Team co-captain as a senior was consensus honorable mention all-Big Ten, starting all 13 games at SLB and ranking 4th on the team with 72 tackles, including 1 sack and 6 TFLs, 1 forced fumble and posted 3 PDs... As a junior, started 10 games at MLB and recorded 78 tackles with 2 sacks and 7 TFLs while adding 3 INTs, 3 PDs and 2 fumble recoveries... Consensus honorable mention all-Big Ten as a sophomore after appearing in 9 games, starting at MLB in the final 8 contests, and recording 53 tackles, with 2 sacks and 4 TFLs, 1 INT, and 3 PDs... Played in all 12 games as a redshirt freshman, including 3 starts at WLB, and posting 41 tackles, with 2 sacks and 7 TFLs, and 2 PDs... Majored in organizational leadership and supervision.

**PERSONAL:** First team all-state selection at Civic Memorial H.S. in Bethalto, Ill., by the *Chicago Tribune* as a senior LB and RB... Totaled 148 tackles and rushed for 1,188 yards and scored 19 TDs as a senior en route to earning all-Missouri Valley Conference LB and Player-of-the-Year honors by the *St. Louis Post-Dispatch*, *Belleville News Democrat* and *Alton Telegraph*... Born Joe Edward Odom.

### Joe Odom's Pro Stats

#### REGULAR SEASON

Year	Team	Int-Yds	Tkls-Solo	FF	FR	TFL	PD	Sack-Yds	STT	G-GS
2003	Chicago	0-0	23-16	0	0	1	1	0-0	6	10-3
<b>CAREER</b>		<b>0-0</b>	<b>23-16</b>	<b>0</b>	<b>0</b>	<b>1</b>	<b>1</b>	<b>0-0</b>	<b>6</b>	<b>10-3</b>

#### JOE ODOM'S SEASON / CAREER / PLAYOFF HIGHS

	2003	Career	Playoff
Tackles	.11 at NO (10/12)	Same as 2003	None
Solos	.9 at NO (10/12)	Same as 2003	None
Special Teams Tackles	.2 vs. OAK (10/5)	Same as 2003	None

## Adrian Peterson

**Running Back**

**Ht: 5-10 Wt: 210**

**Born: July 1, 1979**

**College: Georgia Southern**

**Bears season: 3 NFL Season: 3**

**Acquired: 6th round of the 2002 draft**

# 29



**PRO CAREER:** Has contributed to Bears running game and special teams during his 2 seasons in the NFL... Produced career-high rushing total in first career start in 2003... Led all Bears RBs with a 5.3-yards per carry average as a rookie.

**CAREER TRANSACTIONS:** Entered NFL as a sixth-round selection (199th overall) by Chicago in the 2002 NFL Draft... Placed on reserve/injured (11/15/03). **SIGNED through 2004.**

**2003 SEASON:** Made first NFL start, but played in only 6 games due to season-ending ankle injury... Ranked as Chicago's fifth-leading rusher in terms of carries and yards while adding 3 special teams tackles... Participated in Games 1-6 - starting at RB for injured Anthony Thomas in Game 6... Came off bench in first half at SF (9/7) and rushed for 12 yards on 5 carries... Made first NFL start at SEA (10/19) and rushed for career-high 55 yards on 16 carries with 1 catch for 5 yards, but left game in 4th qtr. with ankle injury... Inactive due to injury in Games 7-9... Finished season on injured reserve for the final 7 games due to injured right ankle. **GAMES PLAYED-STARTED: 6-1**

**PREVIOUS SEASON: 2002 -** Participated in 9 games as a rookie reserve RB while contributing 4 tackles and 2 kickoff returns on special teams... Ranked 3rd on Bears with 19 carries and 4th with 101 rushing yards, all during season's final 4 weeks... Appeared in Games 4, 7, 9 and 11-16; Inactive Games 1-3, 5-6, 8 and 10... Made NFL debut at BUF (9/29) recording first career special teams tackle... Saw first NFL action as reserve RB at MIA (12/9) on *Monday Night Football*, rushed 3 times for 11 yards; also 1-7 receiving and 16-yard kickoff return... Highlighted 39-yard rushing output (7 carries) vs. NYJ (12/15) with first NFL TD on 5-yard run; 1-16 receiving and 21-yard kickoff return... Carried 2 times for 9 yards at CAR (12/22)... Led Bears with season-high 42 rushing yards on 7 carries vs. TB (12/29).

**COLLEGE:** Four-time consensus All-America and all-Southern Conference pick at Georgia Southern (1998-2001), setting multiple school, conference, and NCAA Division I-AA marks... Rushed for a collegiate record 100 yards in 36 straight games, 54 overall, and set the NCAA scoring record with 524 career points... His 40 career 100-yard regular season outputs set an NCAA all-division record... College football's all-time leading rusher with 6,543 yards on 996 career attempts... First player in conference history to rush for over 1,000 yards in 4 seasons... In 42 regular season games, rushed for 85 TDs and 155.8 yards per game... In 57 overall career contests, carried 1,378 times for 9,145 yards, 111 TDs and 160.4 yards per game... Southern Conference Offensive Player-of-the-Year and finalist for Walter Payton Award, given annually to the top NCAA Division I-AA player, as a senior with 1,795 yards (322 carries) and 21 TDs in 14 total games; team-high 128 points... Started 13 games as a junior, carrying 281 times for 1,694 yards and 17 TDs; team-high 108 points... Recipient of Walter Payton Award as a sophomore, rushing for 2,704 yards (353 carries) and 40 TDs in 15 total games... Also named Atlanta Touchdown Club I-AA Player-of-the-Year and Southern Conference Male Student-Athlete-of-the-Year with 1,807 yards (248 carries) and 28 TDs in 11 regular season contests; added career-high 9 catches for 163 yards and 1 TD... Southern Conference Freshman and Offensive Player-of-the-Year selection in 1998, setting 45 school, conference and NCAA records while started every game and setting the school's regular season record with career-high 1,932 yards (257 carries) and 25 TDs en route to 2,606 total yards (365 carries) and 34 TDs as a freshman, including playoffs... Majored in communications.

# The Players

## Adrian Peterson • Running Back

**PERSONAL:** Two-time all-state, all-area and team MVP at Sante Fe (Fla.) H.S. while rushing for 4,949 yards during his prep career to earn All-America honors from ESPN and Blue Chip Illustrated... Ran for 1,526 yards and 17 TDs on 185 carries (8.2 avg.) to earn Class 4A Player-of-the-Year honors as a senior... Lettered 4 times in track and 2 times in weightlifting and basketball... In May 2004, kicked off a one-year fundraising campaign to support the establishment of the Adrian Peterson Foundation, commencing in 2005, with "A.P.'s Day Out in the Boro" -- featuring a free youth football camp and a celebrity charity basketball game held on the campus of his alma mater in Statesboro, GA... Brother Michael was an All-American LB at Florida and currently plays for the Jacksonville Jaguars... Cousin, Freddie Solomon, played for South Carolina State and the Philadelphia Eagles.

### Adrian Peterson's Pro Stats

#### REGULAR SEASON

Year	Team	Rushing					Receiving					G-GS
		Rush	Yds	Avg	Lg	TD	Rec	Yds	Avg	Lg	TD	
2002	Chicago	19	101	5.3	14	1	3	18	6.0	16	0	9-0
2003	Chicago	22	70	3.2	10	0	1	5	5.0	5	0	6-1
<b>CAREER</b>		<b>41</b>	<b>171</b>	<b>4.2</b>	<b>14</b>	<b>1</b>	<b>4</b>	<b>23</b>	<b>5.8</b>	<b>16</b>	<b>0</b>	<b>15-1</b>

Year	Team	KR	Yds	Avg	Lg	TD	STT (Special Teams Tackles)	
							STT	STT
2002	Chicago	2	37	18.5	21	0	4	
2003	Chicago	0	0	-	-	0	3	
<b>CAREER</b>		<b>2</b>	<b>37</b>	<b>18.5</b>	<b>21</b>	<b>0</b>	<b>7</b>	

#### ADRIAN PETERSON'S SEASON / CAREER / PLAYOFF HIGHS

	2003	Career	Playoff
Carries	.16 at SEA (10/19)	.16 at SEA (10/19/03)	None
Rushing Yards	.55 at SEA (10/19)	.55 at SEA (10/19/03)	None
Touchdowns	None	.1 vs. NYJ (12/15/02)	None
Longest Rush	.10 at SEA (10/19)	.14 vs. TB (12/29/02)	None
Receptions	.1 at SEA (10/19)	.1, four times	None
Receiving Yards	.5 at SEA (10/19)	.16 vs. NYJ (12/15/02)	None
Longest Reception	.5 at SEA (10/19)	.16 vs. NYJ (12/15/02)	None

### RULES of INSTANT REPLAY

A "buzzer system" will be used to signal the call for a replay. Before the final two minutes, the head coach will buzz the referee and replay booth that he challenges a play and wants a review. Within the final two minutes and OT, the booth will buzz the ref. The head coaches will wear a belt pack containing a buzzer. When pressed, the buzzer will simultaneously signal the referee, umpire, and replay booth that a replay is being requested. If the buzzer is not working, the coach needs to throw a flag onto the field to signal his request for replay.

There will be three replay monitors at field level in open-air stadiums. Two will be positioned at opposite 20-yard lines near the sideline wall. A third will be in the runway, for use if the weather is inclement. Two monitors will be in domed stadiums.

**COACHES CHALLENGE:** Outside of the final two minutes of each half, each team will be permitted two challenges per game that will initiate referee reviews. In 2004, a third challenge was added provided a team wins its first two. Each challenge will cost a team a time-out. If a challenge is upheld, the time-out will be restored, but the challenge will not. No challenges will be recognized from a team that has exhausted its time-outs.

**FINAL TWO MINUTES OF EACH HALF:** After the two-minute warning of each half, and throughout any overtime period, any referee review will be initiated by the replay assistant in the replay booth in the press box. He can initiate as many review requests as he thinks necessary, no matter how many time-outs the teams have. No time-out will be charged for a review initiated from the replay booth.

**REFEREE REVIEW:** All replay reviews will be conducted by the referee on a field-level monitor after consultation with the other covering officials on the play. A decision will be reversed only when the referee has "indisputable visual evidence" that the call should be changed. The referee cannot initiate a replay review in any instance.

**TIME LIMIT:** Reviews will be a maximum of 90 seconds, timed from when the referee puts on the head phones to the replay booth.

**REVIEWABLE PLAYS:** The instant replay system will cover a variety of plays in three main areas—1) sideline, goal line, end zone, and end-line plays; 2) passing plays; and 3) other detectable infractions, such as a runner ruled down not by defensive contact, and the number of plays on the field.



## Jonathan Quinn

### Quarterback

**Ht:** 6-6 **Wt:** 240

**Born:** February 27, 1975

**College:** Middle Tennessee St.

**Bears season:** 1 **NFL Season:** 7

**Acquired:** Unrestricted free agent in 2003 (KC)

# 12

**PRO CAREER:** Veteran QB brings 2 years experience in offensive coordinator Terry Shea's offensive system to the Bears, signing with

Chicago during the off-season... Has seen limited regular-season action during 6 seasons in Jacksonville and Kansas City... Appeared in 1 contest during his 2 seasons with the Chiefs... Served as a backup to Mark Brunell with the Jaguars during his first 4 professional seasons, playing in 11 games with 3 starts... Holds a 1-2 (.333) regular-season record as an NFL starter... Led Berlin Thunder to the 2001 World Bowl title.

**CAREER TRANSACTIONS:** Entered NFL as a third-round selection (86th overall) by Jacksonville in the 1998 NFL Draft... Allocated to NFL Europe (2/01)... Signed as a free agent with Kansas City (5/1/02)... Signed as a free agent with Chicago (3/4/04). **SIGNED through 2005.**

**2003 SEASON:** Inactive as Kansas City's 3rd QB for all 16 regular season games and 1 post-season contest... During the preseason, completed 24-of-33 passes (72.7%) for 274 yards with 1 TD and 1 INT and a passer rating of 94.8. **GAMES PLAYED-STARTED: 0-0**

**PREVIOUS SEASONS:** **2002** - Listed as the 3rd QB in all 16 games in his first season with the Chiefs, but made his only appearance with the team when he took a knee for a 1-yard loss vs. ARIZ (12/1)... During the preseason, completed 16-of-26 passes (61.5%) for 118 yards with 1 TD and 2 INTs for a passer rating of 53.0. **2001** - Played in 6 games his last year in Jacksonville, making 1 start and connecting on 32-of-61 passes for 361 yards with 1 TD and 1 INT, after showcasing his talents with a championship season in NFL Europe... Saw his first QB action of the season vs. CLE (9/30), completing 15-of-30 passes for 136 yards with 1 TD and 1 INT in relief of injured Mark Brunell... Started his only game of the season at PIT (11/18), connecting on a career-high 17-of-31 passes for 225 yards while adding a team-high 39 rushing yards on 4 carries, including a career-long 27-yard scamper... During the 2001 NFL season, started all 10 games to lead the Berlin Thunder to the regular season and World Bowl titles... Completed 167-of-296 passes for a league-high 2,257 yards and 24 TDs with 9 INTs, good for a 95.3 rating... Threw a TD pass in 10 straight games to tie the NFL record and his 24 TD passes were the second-highest total in league history... Tossed 5 TDs vs. Amsterdam (6/16) to tie an NFL single-game record... Led the Thunder to a victory in the World Bowl (6/30) vs. the Barcelona Dragons, earning MVP honors on 25-of-39 passing for 308 yards with 3 TDs and 2 INTs. **2000** - Saw action in 1 game for the Jaguars, twice taking a knee for a 1-yard loss vs. CLE (12/3)... Listed as the 3rd QB the first 13 games... DNP as the backup QB at CIN (12/17)... Inactive as the 3rd QB at NYG (12/23). **1999** - Spent the entire season on the Jaguars' 53-man roster, but did not play... Served as 3rd QB the first 15 games and backed-up Jay Fiedler when starter Mark Brunell was inactive vs. CIN (1/2/00)... Directed a pair of 4th-qtr. drives in the AFC Divisional Playoff vs. Miami (1/15/00) without throwing a pass. **1998** - Started 2-of-4 games played with Jacksonville during his rookie campaign, compiling career-high with 34-of-64 passes for 387 yards with 2 TDs and 3 INTs... Also set personal-best marks with 11 carries for 77 yards with 1 TD... Inactive as 3rd QB in 12 of the team's first 13 games of the season before making his NFL debut vs. CIN (11/8), directing the offense on the final possession... Completed 12-of-18 passes for 107 yards with 1 INT vs. TEN (12/13) in his first extensive NFL action... Became the first Jaguars rookie QB to start when he opened at MIN (12/20), connecting on 12-of-27 passes for 88 yards, including his first career TD pass on a one-yard toss to TE Pete Mitchell, and carrying the ball 5 times for 33 yards... Completed 10-of-19 passes for a season-high 192 yards with 1 TD vs. PIT (12/28) to garner his first NFL victory, a 21-3 decision.

# The Players

## Jonathan Quinn • Quarterback

**COLLEGE:** Played his final 3 years of college football at Middle Tennessee State after beginning his college career at Tulane... Completed 346-of-675 passes (51.3%) for 4,864 yards with 28 TDs and 26 INTs at MTSU... Added 151 rushes for 162 yards with 7 TDs... First-team all-Ohio Valley Conference pick started every game as a senior, connecting on 167-of-293 throws for 2,209 yards and 16 TDs... Completed 71-of-159 passes (44.7%) for 931 yards and 4 TDs as a junior... Started 8 games as a sophomore when he hit on 108-of-223 throws for 1,724 yards with 8 TDs... Compiled school-record 356 passing yards vs. Tennessee-Martin... Became first player in school history to throw for 300 yards in back-to-back games, when he threw for 332 yards vs. Tennessee Tech, including a conference-record 98-yard completion... Appeared in 5 games at Tulane as a redshirt freshman, completing 33-of-68 passes for 379 yards with 2 TDs ... Graduated from MTSU with a degree in business administration.

**PERSONAL:** Four-sport star at McGavock H.S. in Nashville, Tenn., where he lettered in football as a TE, QB and DE... Earned all-city, all-region and all-district honors as a senior QB, his only prep campaign at the position... Completed 126-of-193 passes for 1,900 yards and 14 TDs ... Participated in Tennessee-Kentucky All-Star game and was a finalist for the Humm Award, given to the state's top athlete... Two-time all-district basketball pick... Also lettered in baseball and soccer... Jonathan Ryan Quinn and wife Casi have 3 sons, Dakota, Colton and Aidan, and 1 daughter, Ellie.

### Jonathan Quinn's Pro Stats

#### REGULAR SEASON

Year	Team	Att	Cmp	Yds	Pct	Lg	TD	Int	Sk/Yds	Rate	Rush	Yds	Avg	Lg	TD	G-GS
1998	Jacksonville	64	34	387	53.1	64	2	3	9/49	62.4	11	77	7.0	17	1	4-2
1999	Jacksonville	0	0	0	-	-	0	0	0/0	-	0	0	-	-	0	0-0
2000	Jacksonville	0	0	0	-	-	0	0	0/0	-	2	-2	-2.0	-1	0	1-0
2001	Jacksonville	61	32	361	52.5	45	1	1	6/43	69.1	8	42	5.3	27	0	6-1
2002	Kansas City	0	0	0	-	-	0	0	0/0	-	1	-1	-1.0	-1	0	1-0
2003	Kansas City	0	0	0	-	-	0	0	0/0	-	0	0	-	-	0	0-0
<b>CAREER</b>		<b>125</b>	<b>66</b>	<b>748</b>	<b>52.8</b>	<b>64</b>	<b>3</b>	<b>4</b>	<b>15/92</b>	<b>65.7</b>	<b>22</b>	<b>116</b>	<b>5.3</b>	<b>27</b>	<b>1</b>	<b>12-3</b>

#### POSTSEASON

Year	Team	Att	Cmp	Yds	Pct	Lg	TD	Int	Sk/Yds	Rate	Rush	Yds	Avg	Lg	TD	G-GS
1998	Jacksonville	0	0	0	-	-	0	0	0/0	-	0	0	-	-	0	1-0

#### JONATHAN QUINN'S SEASON / CAREER / PLAYOFF HIGHS

	2003	Career	Playoff
Attempts	None	31 at PIT (11/18/01)	None
Completions	None	17 at PIT (11/18/01)	None
Passing Yards	None	225 at PIT (11/18/01)	None
TD Passes	None	1, last vs. CLE (9/30/01)	None
Interceptions	None	2 at MIN (12/20/98)	None
Longest Completion	None	64 vs. PIT (12/28/98)	None

#### JONATHAN QUINN GAME-BY-GAME PASSING

##### 1-2 Regular Season Starting Record (0-0 Postseason)

#### 1998 JACKSONVILLE JAGUARS

Date	W/L	Opp.	Att	Cmp	Yds	Pct.	TD	INT	Lg	Sk/Lst	Rtg
11/8	W	CLE	0	0	0	0.0	0	0	-	0/0	0.0
12/13	L	TEN	18	12	107	66.7	0	1	19	2/6	59.3
12/20*	L	at Min	27	12	88	44.4	1	2	24	4/19	34.2
12/28*W	PIT		19	10	192	52.6	1	0	64	3/24	105.6
<b>Totals 1-1</b>			<b>64</b>	<b>34</b>	<b>387</b>	<b>53.1</b>	<b>2</b>	<b>3</b>	<b>64</b>	<b>9/49</b>	<b>62.4</b>

#### 1999-2000 JACKSONVILLE JAGUARS

Appeared in one game (12/3/00 vs. CLE) and rushed two times for -2 yards and did not attempt a pass.

#### 2001 JACKSONVILLE JAGUARS

Date	W/L	Opp.	Att	Cmp	Yds	Pct.	TD	INT	Lg	Sk/Lst	Rtg
9/30	L	CLE	30	15	136	50.0	1	1	24	1/4	59.9
11/11	W	CIN	0	0	0	0.0	0	0	-	0/0	0.0
11/18*L	at Pit		31	17	225	54.8	0	0	45	5/39	78.0
12/9	W	at Cin	0	0	0	0.0	0	0	-	0/0	0.0
12/23	W	at Min	0	0	0	0.0	0	0	-	0/0	0.0
<b>Totals 0-1</b>			<b>61</b>	<b>32</b>	<b>361</b>	<b>52.5</b>	<b>1</b>	<b>1</b>	<b>45</b>	<b>6/43</b>	<b>69.1</b>

#### 2002 KANSAS CITY CHIEFS

Date	W/L	Opp.	Att	Cmp	Yds	Pct.	TD	INT	Lg	Sk/Lst	Rtg
12/1	W	ARI	0	0	0	0.0	0	0	-	0/0	0.0
<b>Totals 0-0</b>			<b>0</b>	<b>0</b>	<b>0</b>	<b>0.0</b>	<b>0</b>	<b>0</b>	<b>-</b>	<b>0/0</b>	<b>0.0</b>

Postseason: Appeared in 1 playoff game for Jacksonville in 1999 but did not attempt a pass.





## Bryan Robinson

**Defensive Tackle**

**Ht: 6-4 Wt: 296**

**Born: June 22, 1974**

**College: Fresno State**

**Bears season: 7 NFL Season: 8**

**Acquired: Waived free agent in 1998 (STL)**

# 98

**PRO CAREER:** Shifted to a full-time role on the interior of Chicago's D-line for the 2003 season and responded by starting all 16 games for the fourth time in the last 5 years... Owns 23 consecutive starts over the last 2 years... Started 55 straight games at LDE from Nov. 29, 1998 to Sept. 15, 2002... In 2002, started at both end positions due to injuries and logged ample time at defensive tackle as well... Has more years with the team than any Bears defender and during the last 4 years, has missed only 1 game and 2 starts... Established new career-high in tackles each of his first 3 campaigns with Chicago... Recorded one of the most memorable and emotional plays in recent Bears history when his FG block in the final seconds preserved a 14-13 win at Green Bay in 1999, 6 days after Walter Payton passed away... Started 5 games in 1998 in first season with Bears after playing 11 games as a rookie with St. Louis.

**CAREER TRANSACTIONS:** Entered NFL as an undrafted free agent, signing with St. Louis (4/29/97)... Waived by Rams (8/98)... Signed with Chicago (8/31/98)... Signed contract extension (12/13/01). **SIGNED through 2006.**

**2003 SEASON:** Started all 16 games at RDT and led Bears D-line with 5 PDs while ranking 3rd on the D-line with 47 tackles... Opened season with 5 tackles at SF (9/7) in first career start at RDT... Recorded 1 tackle and 1 PD vs. OAK (10/5)... Posted season-high 8 tackles at SEA (10/19), including a half sack... Registered 2 PDs at DET (11/9)... Talled 3 tackles, including 1 TFL and 2 PDs vs. STL (11/16)... Recorded 5 tackles vs. ARIZ (11/30) and vs. MIN (12/14)... Notched a half sack among 7 tackles vs. WASH (12/21). **GAMES PLAYED-STARTED: 16-16**

**PREVIOUS SEASONS: 2002 -** Demonstrated versatility by starting at 3 different positions on the D-line, starting 13-of-15 games played overall as the only member of the season-opening D-line to complete the season without injury... Participated in Games 1-6, 8-16 - starting Games 1-2 and 5-6 at LDE, Games 3-4 at RDE and Games 10-16 at LDT... Started at LDE vs. MIN (9/8), recorded 2 tackles... Started at RDE vs. NO (9/22) due to injury to Phillip Daniels... Returned to LDE on *Monday Night Football* vs. GB (10/7) and recorded season-high 7 tackles... Posted 4 tackles at DET (10/20), including forced fumble on sack... Inactive at MIN (10/27) to end his 59-game starting streak... Played in reserve duty vs. PHI (11/3) and vs. NE (11/10)... Returned to starting lineup at LDT at STL (11/18) on *MNF* and posted 2 tackles... Recorded 3 PDs and 4 tackles vs. DET (11/24), with 1 TFL... Recorded 5 tackles at MIA (12/9) on *MNF*... Equaled season-high with 7 tackles at CAR (12/22), with 1 TFL and forced fumble. **2001 -** Started all 16 games at LDE and his first career play-off contest, leading Bears with 12 PDs and tied for D-line lead with 72 tackles... Ranked 4th on team with 4.5 sacks... Recovered fumble at BALT (9/9)... Totaled 4 tackles at ATL (10/7), including 1 TFL and 2 PDs... Fourth-quarter sack among 5 tackles ended threat vs. ARIZ (10/14)... Posted 1 sack, 1 forced fumble and 1 PD at CIN (10/21)... Notched 6 tackles and 1 PD vs. SF (10/28)... Deflected pass in OT vs. CLE (11/4) intercepted by Mike Brown for game-winning INT and TD return... Led D-line with 7 tackles, including 1 sack, at GB (11/11)... Forced fumble and contributed 4 tackles, including 1 TFL, at TB (11/18)... Paced D-line with 6 tackles, including a half sack at MIN (11/25)... Tied for D-line lead with 5 tackles vs. DET (12/2)... Led Bears with season-high 12 tackles at GB (12/9)... Recorded 4 tackles, including 1 sack, at DET (12/30)... Talled 2 tackles and career-high 4 PDs vs. JAX (1/6/02)... Posted 2 tackles and 1 PD in Divisional Playoff vs. PHI (1/19/02). **2000 -** Increased tackle total for the third consecutive season with Chicago, leading all team's D-linemen with career-high 77 in 16 starts at LE... Tied for 2nd on team with 9 PDs and 3rd with 4.5 sacks... Led D-line with 6 tackles vs. DET (9/24)... Notched 1 sack among 6 tackles vs. NO (10/8)... Paced D-line with 7 tackles at PHI (10/22)... Made 4 tackles, including 1 TFL and 1 sack, and 1 PD vs. TB (11/19)... Season-high 8 tackles at NYJ (11/26) with 1 TFL plus 1 PD... Credited with a half sack vs. NE (12/10) en route to 4 tackles plus 2 PDs... Tied career-high with 2 sacks, among 7 tackles, at DET (12/24). **1999 -** Anchored LDE spot for Chicago, starting all 16 games for first time in career, record-

ing 59 tackles, 5 sacks and 1 forced fumble... Recorded first career multi-sack game with 2 sacks vs. SEA (9/19)... Collected 1 sack among 5 tackles at TB (10/24)... Clinched 14-13 victory at GB (11/7) by blocking 28-yard FG attempt in final seconds... Registered 5 tackles and 1 forced fumble vs. MIN (11/14)... Recorded 1 sack among 2 tackles vs. DET (12/19)... Posted 3 TFLs among 4 tackles at STL (12/26)... Exploded for career-high and Bears season-high 16 tackles, including 1 sack, vs. TB (1/2/00). **1998** - Started at LDE the final 5 games of the season in his first year in Chicago, finishing with 30 tackles while playing 10 games overall... Inactive Weeks 2-3, 5 and 8... Recorded 5 tackles at ARIZ (10/11)... Started first NFL contest vs. TB (11/29) and recorded 4 tackles... Posted 5 tackles from LE at MIN (12/6)... Collected 7 tackles, with 1 TFL and a half sack at GB (12/13). **1997** - Played in 11 games on defense and special teams as a rookie with the Rams, compiling 8 tackles with 1 sack... Season-high 3 tackles and first NFL sack vs. CAR (11/23).

**COLLEGE:** Played 2 seasons at Fresno State (1995-96) and earned first-team all-WAC Pacific Division selection as a senior... Started all 11 games recording 66 tackles and team-high 5 sacks and 7 TFLs... Transferred to Fresno State from College of the Desert Junior College in Palm Desert, CA... Two-time all-conference selection... Registered 77 tackles during sophomore season... Majored in sociology.

**PERSONAL:** Named second-team all-district as junior and first-team as senior at Woodward H.S. in Toledo, Ohio... One of the team's most active contributors to the community, making several school appearances in 2003 while also spending time with Chicagoland Special Olympians... Also served as an honorary captain at the Prep Bowl, the annual high school football city championship game... Highlighted his 2003 community involvement by handing out turkeys with the rest of the Bears defensive linemen at a pre-Christmas turkey giveaway for Chicagoland families in need.

### Bryan Robinson's Pro Stats

#### REGULAR SEASON

Year	Team	Int-Yds	Tkls-Solo	FF	FR	TFL	PD	Sack-Yds	G-GS
1997	St. Louis	0-0	8-5	0	0	NA	0	1-8	11-0
1998	Chicago	0-0	30-17	0	0	NA	1	0.5-5	10-5
1999	Chicago	0-0	59-36	1	0	8	0	5-27	16-16
2000	Chicago	0-0	77-52	0	0	3	9	4.5-28	16-16
2001	Chicago	0-0	72-39	2	1	3	12	4.5-23	16-16
2002	Chicago	0-0	46-32	2	0	2	5	1-20	15-13
2003	Chicago	0-0	47-25	0	0	1	5	1-4.5	16-16
<b>CAREER</b>	<b>0-0</b>	<b>339-206</b>	<b>5</b>	<b>1</b>	<b>17</b>	<b>32</b>	<b>32</b>	<b>17.5-115.5</b>	<b>100-82</b>
<i>Bears Totals</i>	<i>0-0</i>	<i>331-201</i>	<i>5</i>	<i>1</i>	<i>17</i>	<i>32</i>	<i>32</i>	<i>16.5-107.5</i>	<i>89-82</i>

Additional Stats: Field Goal Blocks - at GB (11/7/99).

#### POSTSEASON

Year	Team	Int-Yds	Tkls-Solo	FF	FR	TFL	PD	Sack-Yds	G-GS
2001	Chicago	0-0	2-1	0	0	0	1	0-0	1-1
<b>CAREER</b>	<b>0-0</b>	<b>2-1</b>	<b>2-1</b>	<b>0</b>	<b>0</b>	<b>0</b>	<b>1</b>	<b>0-0</b>	<b>1-1</b>

#### BRYAN ROBINSON'S SEASON / CAREER / PLAYOFF HIGHS

	2003	Career	Playoff
Tackles	.8 at SEA (10/19)	.16 vs. TB (1/2/00)	.2 vs. PHI (1/19/02)
Solos	.4 at SEA (10/19)	.9 vs. TB (1/2/00)	.1 vs. PHI (1/19/02)
Sacks	.0.5, two times	.2, two times	None
Pass Defenses	.2, two times	.4 at JAX (1/6/02)	.1 vs. PHI (1/19/02)



## Ian Scott

**Defensive Tackle**

**Ht: 6-2 Wt: 305**

**Born: November 8, 1981**

**College: Florida**

**Bears season: 2 NFL Season: 2**

**Acquired: 4th round of the 2003 draft**

# 95

**PRO CAREER:** One of several young prospects that provide depth on the Bears D-line, doing so in limited duty as a rookie... Among the 11 players from Chicago's impressive 2003 draft class that made the team's active roster out of training camp.

**CAREER TRANSACTIONS:** Entered NFL as a fourth-round selection (116th overall) of Chicago in the 2003 NFL Draft... Signed contract (7/24/03). **SIGNED through 2006.**

**2003 SEASON:** Played in 6 games as a Bears rookie, primarily on special teams... Participated in Games 4-8 and 14-15... Inactive for Games 1-3, 9-13 and 16... Made NFL debut vs. OAK (10/5) on Bears D-line and special teams... Recorded first career tackle at NO (10/12)... Participated vs. WASH (12/21) before leaving game with a sprained foot. **GAMES PLAYED-STARTED: 6-0**

**COLLEGE:** Three-year career as a defensive tackle at Florida (2000-02) was marked by second-team all-SEC selection and 2 academic All-America awards... Two-time academic all-district honoree... Left school after his junior season having recorded 120 tackles with 3.5 sacks and 20 TFLs as a Gator... Started 11 games as a junior, 9 at RDT and 2 at LDT, recording 57 tackles, including 1 sack and 7 TFLs, 1 fumble recovery and 1 blocked kick... Posted career-high 13 tackles, with 3 TFLs, vs. Ohio... Received Bob Bryan Student-Athlete-of-the-Year Award... Earned second-team all-SEC honors as a sophomore while starting 9 games at nose guard, recording 49 tackles, including 2.5 sacks and 11 TFLs, and 5 PDs... Top backup at DT as a true freshman played in 8 regular season games, plus the Sugar Bowl, recording 14 tackles with 2 TFLs, 1 forced fumble and 1 fumble recovery... Majored in industrial and systems engineering, earning school and district academic honors.

**PERSONAL:** One of Florida's top D-linemen as a prep from Gainesville (Fla.) H.S., earning All-America honors from *USA Today*, SuperPrep and National Bluechips... Named first-team all-state (5A) as a junior and senior, posting 120 tackles with 9 sacks his last year... Ranked among the nation's top-20 D-linemen by Prep Football Report... Starting center for the basketball team that captured the 1999 state title... High school valedictorian and member of National Honor Society and Spanish Honor Society... Highlighted his 2003 community involvement by handing out turkeys with the rest of the Bears defensive linemen at a pre-Christmas turkey giveaway for Chicagoland families in need... Born Josef Ian Scott to Teresa and Randy Scott in Greenville, S.C.

### Ian Scott's Pro Stats

#### REGULAR SEASON

Year	Team	Int-Yds	Tkls-Solo	FF	FR	TFL	PD	Sack-Yds	STT	G-GS
2003	Chicago	0-0	3-2	0	0	0	0	0-0	0	7-0
<b>CAREER</b>		<b>0-0</b>	<b>3-2</b>	<b>0</b>	<b>0</b>	<b>0</b>	<b>0</b>	<b>0-0</b>	<b>0</b>	<b>7-0</b>

STT-Special Teams Tackles



## Joe Tafoya

**Defensive End**

**Ht:** 6-4 **Wt:** 265

**Born:** September 6, 1978

**College:** Arizona

**Bears season:** 4 **NFL Season:** 4

**Acquired:** Waived free agent in 2001 (TB)

# 99

**PRO CAREER:** Solid special teams performer has increased his tackle total in each of his last 2 seasons with Chicago while also earning an increased role as a versatile reserve D-lineman... Set career-high in special teams tackles and defensive tackles in 2003... Received limited playing time on passing downs and special teams near the end of his rookie season after joining the Bears practice squad mid-season... Spent his rookie training camp with Tampa Bay, but was waived at the end of camp.

**CAREER TRANSACTIONS:** Entered NFL as a seventh-round selection (234th overall) by Tampa Bay in the 2001 NFL Draft... Waived/injured by Buccaneers (9/2/01)... Signed with Chicago's practice squad (10/19/01) and elevated to active roster (10/23/03). **SIGNED through 2004.**

**2003 SEASON:** Ranked 2nd on Chicago with career-high 14 special teams tackles while playing all 16 games for the first time in his career... Totaled career-high 10 tackles, including 1 TFL, as a reserve D-lineman... Posted 3 special teams tackles vs. GB (9/29)... Registered 2 special teams tackles vs. OAK (10/5)... Recorded 2 tackles and 1 special teams tackle at SEA (10/19)... Notched 3 solo tackles, with 1 TFL, at DEN (11/23)... Fielded 2 short kickoffs for 24 yards at GB (12/7) and posted 1 special teams stop. **GAMES PLAYED-STARTED: 16-0**

**PREVIOUS SEASONS:** **2002** - Played 14 games as a reserve DE and special teamer, making 1 start, and recording 8 tackles and tying for 6th on Chicago with 11 special teams tackles... Played in Games 1-10 and 13-16... Inactive for Games 11-12 due to a strained hamstring... Led Bears with 3 special teams tackles vs. GB (10/7) in *Monday Night Football* debut... Recorded 1 tackle and 1 special teams tackle at DET (10/20)... Recorded 2 special teams tackles vs. PHI (11/3)... Shared first career half sack at CAR (12/22); added 1 special teams tackle... Made first NFL start at RDE vs. TB (12/29) and recorded career-high 4 tackles. **2001** - Played in 5 games as a rookie for Chicago, contributing 1 tackle as a reserve DE and 3 special teams tackles after beginning his Bears career on the practice squad... Joined Chicago's roster prior to Game 5... Played in the last 5 games of the regular season after being inactive for Games 7-11... Made NFL debut at GB (12/9) on special teams... Contributed 1 special teams tackle vs. TB (12/16) and at WASH (12/23)... Wrapped up first career defensive tackle at DET (12/30)... Made post-season debut with 3 tackles in Divisional Playoff vs. PHI (1/19/02).

**COLLEGE:** Started 38 games over his 4-year career at Arizona (1997-2000), recording 165 tackles, including 24.5 sacks and 49 TFLs, during his career... Earned all-Pac 10 Conference honors as a junior and senior... Recorded career-high 54 tackles, 6 sacks, 18 TFLs and 4 PDs while playing in all 11 games as a senior... As a junior, started at DE for the first 5 games before switching to DT for the final 7 contests and posted 51 tackles and a career-best 10 sacks... Started 10 games as a sophomore and posted 34 tackles, including 4.5 sacks and 9 TFLs, 2 fumble recoveries and 1 PD... Appeared in 10 games as a redshirt freshman, starting 5, while tallying 24 tackles with 4 sacks... Redshirted during the 1996 campaign... Majored in communications.

**PERSONAL:** Earned Blue Chip Illustrated All-America honors as a senior from Pittsburg (Calif.) H.S... Claimed all-BVAL and Super Prep all-Far West honors... Notched 105 tackles during his prep career... Also lettered in baseball and track... Organized the first annual Joe Tafoya football camp for kids in grades 5-12 in his hometown during the 2004 off-season, employing the services of teammate Lance Briggs and former Bear Bobby Setzer as guest coaches... Highlighted his 2003 community involvement by handing out turkeys with the rest of the Bears defensive linemen at a pre-Christmas turkey giveaway for Chicagoland families in need... Joseph Peter Tafoya is the youngest of 3 children of Pete and Karen.

### Joe Tafoya's Pro Stats

**REGULAR SEASON**

Year	Team	Int-Yds	Tkls-Solo	FF	FR	TFL	PD	Sack-Yds	STT	G-GS
2001	Chicago	0-0	1-0	0	0	0	0	0-0	3	5-0
2002	Chicago	0-0	8-5	0	0	1	0	0.5-2.5	11	14-1
2003	Chicago	0-0	10-6	0	0	1	0	0-0	14	16-0
<b>CAREER</b>		<b>0-0</b>	<b>19-11</b>	<b>0</b>	<b>0</b>	<b>2</b>	<b>0</b>	<b>0.5-2.5</b>	<b>28</b>	<b>35-1</b>

**Additional Stats:** Kickoff Returns - 2003 (4-55, long of 19).

STT-Special Teams Tackles

**POSTSEASON**

Year	Team	Int-Yds	Tkls-Solo	FF	FR	TFL	PD	Sack-Yds	STT	G-GS
2001	Chicago	0-0	3-2	0	0	0	0	0-0	0	1-0
<b>CAREER</b>		<b>0-0</b>	<b>3-2</b>	<b>0</b>	<b>0</b>	<b>0</b>	<b>0</b>	<b>0-0</b>	<b>0</b>	<b>1-0</b>

STT-Special Teams Tackles

**JOE TAFOYA'S SEASON / CAREER / PLAYOFF HIGHS**

	2003	Career	Playoff
Special Teams Tackles	.3 vs. GB (9/29)	.3, two times	None
Tackles	.3 at DEN (11/23)	.4 vs. TB (12/29/02)	.3 vs. PHI (1/19/02)
Solos	.3 at DEN (11/23)	.3, two times	.2 vs. PHI (1/19/02)
Sacks	None	.0.5 at CAR (12/22/02)	None
Tackles For Loss	.1 at DEN (11/23)	.1, two times	None

## OPENING DAY ROOKIE STARTERS

On Sunday, September 21, 1975, running back Walter Payton and six fellow rookies took to Soldier Field's artificial turf to face the Baltimore Colts; the young Bears lost 35-7. The seven rookie Bears starting on Opening Day is by far the most in recent memory. In the past 26 seasons, the following Bears started as rookies on Opening Day:

1975	RB Walter Payton (D1); DE Mike Hartenstine (D2); DT Roger Stillwell (D9); FS Doug Plank (D12); TE Greg Latta (Tr-Bal); LG Noah Jackson (Tr-Bal); OT Jeff Sevy (UnFA).	1987	WR Ron Morris (D2)
1976	- None -	1988	- None -
1977	- None -	1989	CB Donnell Woolford (D1a); DE Trace Armstrong (D1b)
1978	- None -	1990	S Mark Carrier (D1)
1979	DE Dan Hampton (D1a)	1991	T Stan Thomas (D1); WR Anthony Morgan (D5)
1980	- None -	1992	T Troy Auzenne (D2)
1981	CB Reuben Henderson (D6)	1993	- None -
1982	- None -	1994	- None -
1983	T Jim Covert (D1); WR Willie Gault (D1); CB Mike Richardson (D2)	1995	- None -
1984	- None -	1996	CB Walt Harris (D1)
1985	- None -	1997	- None -
1986	- None -	1998	FS Tony Parrish (D2); TE Alonzo Mayes (D4) DE Russell Davis (D2)
		1999	S <b>Mike Brown</b> (D2)
		2000	- None -
		2001	- None -
		2002	- None -
		2003	- None -



## John Tait

### Tackle

**Ht:** 6-6 **Wt:** 315

**Born:** January 26, 1975

**College:** Brigham Young

**Bears season:** 1 **NFL Season:** 6

**Acquired:** Restricted free agent in 2004 (KC)

# 76

**PRO CAREER:** Veteran right tackle signed a 6-year offer sheet with Chicago during the off-season... As Kansas City's transition player, Chiefs had right of first-refusal that they declined, validating his contract with the Bears... Opened 33 consecutive games at RT with Kansas City over the last 2 seasons for a Chiefs offense that led the NFL in scoring both seasons while setting a franchise scoring record in each campaign... Owns 50 consecutive starts dating back to Dec. 17, 2000 (vs. Denver)... Moved to RT for the 2002 season from left tackle to accommodate the addition of 8-time Pro Bowl LT Willie Roaf... Opened 34 contests at LT from 1999-2001... Entered the starting lineup at LT late in his rookie campaign before taking over those duties on a full-time basis in 2000... Played in 12 games with 3 starts as a rookie after missing all of training camp and the preseason due to a contract dispute, seeing action at LT and also working as a wedge man on the club's kickoff return unit.

**CAREER TRANSACTIONS:** Entered NFL as a first-round selection (14th overall) by Kansas City in the 1999 NFL Draft... Signed offer sheet with Chicago (3/5/04) that was validated (3/12/04) when Kansas City did not match the offer. **SIGNED through 2009.**

**2003 SEASON:** Starting RT for Kansas City in all 16 regular season games and 1 post-season contest... Helped pave way for RB Priest Holmes to set the NFL single-season TD record while totaling 1,420 rushing yards for the NFL's top scoring offense... Made post-season debut in Divisional Playoff vs. IND (1/11/04). **GAMES PLAYED-STARTED: 16-16**

**PREVIOUS SEASONS:** **2002** - Made the switch to RT where he started all 16 games... Part of an offensive front that helped the club average an NFL-high 29.2 points per game while clearing the way for Holmes to establish a Chiefs single-season record 1,615 rushing yards... Started his first career game at RT at CLE (9/8), recording first career carry for a 28-yard gain off of a lateral from QB Trent Green with no time remaining on the clock; led to game-winning FG after unsportsmanlike conduct penalty by Cleveland LB Dwayne Rudd. **2001** - Started 16 games at LT for the first time in his career, opening holes for Holmes to become just the second Chiefs player to win the NFL rushing title... Started his 18th consecutive game at LT in the season finale at Seattle (1/6/02). **2000** - Started 15 games at LT in first season as a full-time starter... Left game at NE (12/4) in the 4th qtr. with a knee injury... Inactive vs. Carolina (12/10)... Returned to starting lineup vs. Denver (12/17). **1999** - Saw duty in 12 games with 3 starts as a rookie with the Chiefs... Played at LT and as a tackle eligible in goal-line sets... Saw duty on the kickoff return unit in the season's final 5 contests... Began the regular season on the NFL Roster Exemption list for the season's opening 2 contests at CHI (9/12) and vs. DEN (9/19) after signing with the club on September 9th... Made NFL debut vs. NE (10/10) when he lined up as a tackle eligible in the club's goal-line offense... Made first NFL start at LT, replacing an injured Glenn Parker at OAK (11/28)... Started at LT for Parker vs. PIT (12/18) and at SEA (12/26).

**COLLEGE:** Started all 37 games played during his 3-year college career at BYU (1996-98)... Did not play football from 1994-95 while serving on an LDS church mission to Tennessee... An All-America pick his final season, also earning first-team all-WAC honors as both a junior and a senior... Eligible for a fifth year of college action after redshirting as a true freshman in 1993, but had already completed his degree and declared for the draft... Served as a captain for the BYU offense and started all 13 games at LT as a senior... First-team all-WAC choice earned first-team All-America honors from Football News in 1998 and was named National Offensive Lineman-of-the-Year by The Sports Network... Started 9 games at LT as a sophomore, missing 2 contests due to injury... Started all 15 games, including the Cotton Bowl, at LT as a redshirt freshman, receiving freshman All-America nod from The Sporting News... Earned bachelor's degree in communications.

**PERSONAL:** Lettered 3 times in football and twice in track and field at McClintock H.S. in Tempe, Ariz., earning all-state, all-region and all-city selection in football as both a junior and senior... Established "The John Tait Foundation" in 2001, promoting a healthy start in children's lives through research, health care, healthy life choices by youth and access to the arts... Named a "Top 100" Good Guy by *The Sporting News* for his off-the-field efforts in 2002... With the Chiefs, annually sent 76 children with cancer to Camp Quality through his "76 for 76" program... Provided funds to expand art programs for disadvantaged youth at Accessible Arts and the Kemper Museum of Contemporary Art... Spokesperson for the Children's Museum of Kansas City and the Heart of America Boy Scouts... Worked with students to design KidsKards, a benefit for the Children's Museum of Kansas City... Served as the 2002 Honorary Chairman for the annual Children's Spot auction, benefiting challenged children... John Bernard Tait is married to wife Jenava.

## John Tait's Pro Stats

### REGULAR SEASON

**GAMES PLAYED-STARTED - 75-66:** 1999 Kansas City (12-3); 2000 Kansas City (15-15); 2001 Kansas City (16-16); 2002 Kansas City (16-16); 2003 Kansas City (16-16).


**Additional Stats:** Rushing -- 2002 (1 for 28 yards).

### POSTSEASON

**GAMES PLAYED-STARTED - 1-1:** 2003 (1-1).

## ROOKIE STARTERS

With the insertion of QB Rex Grossman into Chicago's starting lineup on Dec. 14, 2003, against Minnesota and WR Bobby Wade in the three-receiver set at Kansas City on Dec. 28, the Bears had seven rookies earn starting duty during the 2003 season. LB Lance Briggs and CB Charles Tillman each started 13 games, LB Joe Odom, WR Justin Gage and Grossman each started three, RB Brock Forsey earned two starts and WR Bobby Wade one. The 2003 rookie class combined to start 38 games. The Bears 2003 rookie class combined to start 38 games last season. Several other first-year Bears have started in their rookie season in Chicago, though not in the opener (see box page 74). WR Curtis Conway, TE Chris Gedney and G Todd Perry all earned starts in 1993. In 1996, WR Bobby Engram (2), DT Paul Grasmanis (3), TE Bobby Neely (5) and C/G Chris Villarrrial (8) all earned starts. In '97, TE John Allred (4), RB Darnell Autry (3) and S Van Hiles (1) started for the Bears. In '98, C Olin Kreutz and RB Curtis Enis each started one game. In 1999, eight other rookies besides Davis started over the course of the season including: CB Jerry Azumah (2), WR D'Wayne Bates (1), WR Marty Booker (4), LB Warrick Holdman (5), QB Cade McNown (6), LB Khari Samuel (1), OL Rex Tucker (1), OL Jerry Wisne (1). In addition to Mike Brown who started the opener in 2000, TE Dustin Lyman and LB Brian Urlacher each earned starts their rookie seasons. And while there were no opening day rookie starters each of the past three seasons (2001, 2002 and 2003), WR David Terrell (5) and RB Anthony Thomas (10) each earned multiple starts during their rookie seasons (2001) while DE Alex Brown (9), Marc Colombo (5), John Gilmore (4) and Roosevelt Williams (2) each started games as a first-year player last season.



## David Terrell

**Wide Receiver**

**Ht: 6-3 Wt: 212**

**Born: March 13, 1979**

**College: Michigan**

**Bears season: 4 NFL Season: 4**

**Acquired: 1st round of the 2001 draft**

# 83

**PRO CAREER:** Ranks 2nd to Marty Booker in receiving over the last 3 years among Chicago's returning wideouts... Also 2nd to Booker with 8 TD catches during that span... Set a new career-high with 43 receptions in 2003, ranking 4th on the Bears... Limited to 9 catches for 127 yards in 2002 due to a broken foot suffered in the fifth game of the season, stunting a promising second NFL season in which he had 3 TDs in the first 4 games... Ended rookie campaign ranked among the most productive receivers from the 2001 Draft with 34 receptions for 415 yards and 4 TDs, standing among Chicago's top-3 in each category.

**CAREER TRANSACTIONS:** Entered NFL as a first-round selection (eighth overall) by Chicago in the 2001 NFL Draft... Placed on reserve/injured (11/12/02). **SIGNED through 2005.**

**2003 SEASON:** Started career-high 8-of-16 games played en route to ranking 4th on Chicago with 43 catches, 4th with 361 receiving yards and 1 TD catch... First career 40-catch season made him 1-of-4 Bears to reach that plateau in '03, making Chicago 1 of only 8 teams to do so... Opened up at WR in Games 5-8, 10 and 14-16... Took over starting WR spot for final 3 games of season... Team-high 7 catches for season-high 48 yards vs. GB (9/29)... Made first start of season at NO (10/12) in 3-WR set and caught 1 pass for 5 yards... Started at WR for injured Marty Booker at SEA (10/19) and caught 4 passes for 34 yards... Started vs. DET (10/26) and caught 5 passes for 22 yards... Tied for team lead with 7 catches for 38 yards vs. SD (11/2) in fourth straight start... Tied for team-lead with 5 catches for 48 yards at GB (12/7) with long of 21... Started in 3-WR set vs. MIN (12/14) and tied for team-lead with 3 catches for 42 yards with long of 22... Lone catch went for 22 yards vs. WASH (12/21) while starting in 3-WR set... Caught season-long 35-yard pass among 2 catches for 41 yards at KC (12/28) in fourth consecutive start. **GAMES PLAYED-STARTED: 16-8**

**PREVIOUS SEASONS: 2002 -** Caught team-high 3 TDs in first 5 games of the year, but had promising second NFL season end prematurely by a broken bone in his left foot... Made 1 start while totaling 127 yards on 9 catches in those first 5 games... Caught game-winning 9-yard TD pass vs. MIN (9/8) with 0:28 remaining in 4th qtr... Hauled in second straight game-winner with 14-yard TD reception at ATL (9/15)... Made first start of season and caught season-high 3 passes for 23 yards and a 5-yard TD at BUF (9/29)... Season-high 77 yards on 3 catches in *Monday Night Football* debut vs. GB (10/7), including season-long 52-yard play on which he broke a bone in his left foot... Inactive due to foot injury for Games 6-9... Finished season on injured reserve for the final 7 games. **2001 -** Produced the best season for a Bears rookie WR since Willie Gault in 1983 (team-high 40 receptions for 836 yards and 8 TDs) by ranking 3rd on team in catches (34) and receiving yards (415) while finishing 2nd with 4 receiving TDs and a 12.2-yards per catch average while starting 6-of-16 games played... Led team in receiving yards in 3 games... Tallied 2 catches for 9 yards in NFL debut at BALT (9/9)... Career-high 7 catches for 91 yards at CIN (10/21), including 41-yarder... Caught 3 passes for 19 yards vs. SF (10/28), including acrobatic grabs on 4th-qtr. TDs of 13 and 4 yards, the first of his career... Hauled in 3 catches for 35 yards vs. CLE (11/4)... Caught 1 pass for 15 yards at TB (11/18) in first NFL start... Recorded catches of 26 and 25 yards at MIN (11/25)... Produced career-long 62-yard pass play vs. TB (12/16) to the Bucs' 2-yard line, setting up a TD en route to career-high 94-yard receiving game (3 catches)... Caught 20-yard TD at DET (12/30)... Recorded TD catch in second straight game with 9-yard TD catch vs. JAX (1/6); 2-17 receiving overall... Caught 2 passes for 18 yards in postseason debut in Divisional Playoff vs. PHI (1/19/02).

**COLLEGE:** Caught 152 passes for 2,317 yards and 23 TDs in 3 seasons at Michigan (1998-2000)... Two-year starter for the Wolverines at WR and also saw time as a defensive back... Still ranks in the all-time top 3 of all major Michigan receiving categories: 2nd in receptions (152), 3rd in receiving yards (2,317), 3rd in TD receptions (23) and 2nd in 100-yard receiving games (9)... First player in school history to gain over 1,000 yards receiving in more than 1 season and caught at least 1 pass in



# The Players

## David Terrell • Wide Receiver

**GSH**

Terrell

his last 24 games... Entered the draft following his junior season, earning consensus All-America honors, including first-team nods from CNN/SI and College Football News, while being selected as a semifinalist for both the Fred Biletnikoff Award (given annually to the nation's top receiver) and Football News National Player-of-the-Year... First team all-Big Ten selection as a junior and sophomore... Led UM with 67 catches for 14 TDs (school's second-highest single-season total) and a school-record 1,130 yards as a junior... As a sophomore, named second-team All-America by CBS Sportsline, leading team with career-high 71 receptions (school's second-highest single-season total) for 1,038 yards and 7 TDs, playing in every game and starting 10... Fifth player in school history to gain over 1,000 yards receiving in a season... Also played 7 games as a DB in the 'dime' package, recording 6 tackles, 2 PDs and 1 INT... Appeared in every game as a freshman, starting 1 at WR, and posting 14 catches for 149 yards and 2 TDs... Majored in general studies, enrolled in the College of Literature, Science and the Arts.

**PERSONAL:** Three-year all-state selection at Huguenot (Richmond, Va.) H.S. was tabbed as nation's best receiver by Prep Football Report and a first-team All-American by *USA Today*... Had 108 receptions for 2,546 yards and 41 TDs while recording 30 INTs during his prep career... Four-year letter-winner in basketball and all-district selection, averaging 20 points, 12 rebounds, and 2 assists per game as a senior.

### David Terrell's Pro Stats

#### REGULAR SEASON

Year	Team	Receiving				Rushing					G-GS	
		Rec	Yds	Avg	Lg	TD	Rush	Yds	Avg	Lg		TD
2001	Chicago	34	415	12.2	62	4	0	0	-	-	0	16-6
2002	Chicago	9	127	14.1	52	3	0	0	-	-	0	5-1
2003	Chicago	43	361	8.4	35	1	1	4	4.0	4	0	16-8
<b>CAREER</b>		<b>86</b>	<b>903</b>	<b>10.5</b>	<b>62</b>	<b>8</b>	<b>1</b>	<b>4</b>	<b>4.0</b>	<b>4</b>	<b>0</b>	<b>37-15</b>

Additional Stats: Kickoff Returns - 2001 (1 for 8 yards).

#### POSTSEASON

Year	Team	Receiving				Rushing					G-GS	
		Rec	Yds	Avg	Lg	TD	Rush	Yds	Avg	Lg		TD
2001	Chicago	2	18	9.0	11	0	0	0	-	-	0	1-1
<b>CAREER</b>		<b>2</b>	<b>18</b>	<b>9.0</b>	<b>11</b>	<b>0</b>	<b>0</b>	<b>0</b>	<b>-</b>	<b>-</b>	<b>0</b>	<b>1-1</b>

#### DAVID TERRELL'S SEASON / CAREER / PLAYOFF HIGHS

	2003	Career	Playoff
Receptions	7, two times	7, three times	2 vs. PHI (1/19/02)
Receiving Yards	48, two times	94 vs. TB (12/16/01)	18 vs. PHI (1/19/02)
Receiving TDs	1 at MIN (9/14)	2 vs. SF (10/28/01)	None
Longest Reception	35 at KC (12/28)	62 vs. TB (12/16/01)	11 vs. PHI (1/19/02)

## INSTANT REPLAY'S PLAYERS

The new instant replay system reinstated in 1999 uses digital computer technology, not video tape as was employed from 1986-91. The new system affords quicker access to replays. The system is initiated by challenges from the head coaches (two per game) in all but the final two minutes of each half, and by the replay official in the booth in the final two minutes and overtime. The booth will operate under a "two-minute" mode the entire game, lining up replays of every play in case a challenge is issued.

The system begins with a "live feed" from the network television control truck covering the game. The technician controls the monitor, cuing the live play and replay screens during action. His monitor can accommodate six replay angles of a single play. The replay assistant decides which replays will be relayed to the field monitor and whether an official's time out be called for a review in the final two minutes of a half or overtime. Replay assistants will have an NFL or college football officiating background and is the only direct link to the referee on the field. The video operator, at the instruction of the replay assistant, controls which replays that the on-field referee will view. He can control the speed of the digital video playback. The communicator will advise the replay assistant—who is busy viewing the monitor—before the next play has started, negating the possibility of a replay. He will also report to the replay assistant if an official ruling (e.g., holding, illegal procedure, etc.) has been made on the field, eliminating the need for a replay.



## Anthony Thomas

**Running Back**

**Ht: 6-2 Wt: 225**

**Born: November 7, 1977**

**College: Michigan**

**Bears season: 4 NFL Season: 4**

**Acquired: 2nd round of the 2001 draft**

# 35

**PRO CAREER:** Rushed into Bears history in 2003 as the third-fastest RB to run for 2,000 career yards, trailing only Walter Payton and Gale

Sayers in terms of games, while becoming just the fourth Chicago RB ever to lead the team in rushing each of his first 3 NFL seasons (Payton, Sayers, Rick Casares)... Owns the third-highest career-opening 3-year rushing total in franchise history with 2,928 yards, trailing only Payton (3,921) and Sayers (2,978)... Career rushing total ranks 8th all-time in the team annals, 19 yards from passing Matt Suhey for 7th on the list... Ranks 5th in Bears history with 9 career 100-yard games, including 4 in 2003... Rushed for 1,024 yards in '03 to become just the fourth RB in team history to post a pair of 1,000-yard rushing seasons during his Bears career (Sayers, Payton, Neal Anderson)... Displayed pass-catching skills in 2002, hauling-in a career-high 24 passes while rushing for a team-high 721 yards... Began his NFL career with a League-record 428 consecutive touches (393 carries, 35 receptions) without a fumble, extending into the first 20 games of his career... Honored as the NFL Offensive Rookie-of-the-Year in 2001, establishing the Bears rookie rushing record with a team-high 1,183 yards and 7 TDs on 278 carries... Broke 3 Bears rookie rushing records during the '01 campaign... Third Bears rookie ever (42nd in NFL history) to rush for over 1,000 yards and 1-of-3 rookies to accomplish the feat in 2001... Named NFL Offensive Rookie-of-the-Month for October after averaging 6.2 yards per carry while rushing for 430 yards and 3 TDs... Led all NFC rookies (2nd in NFL) in rushing yards and total yards from scrimmage (1,361) while his 4.3 yards per carry ranked 4th in the NFC (T-9th in NFL) among backs with at least 200 rushing attempts.

**CAREER TRANSACTIONS:** Entered NFL as a second-round selection (38th overall) by Chicago in the 2001 NFL Draft... Placed on injured reserve due to broken finger (12/10/02). **SIGNED through 2004.**

**2003 SEASON:** Moved up 9 spots to 8th on the franchise all-time rushing list with a team-high 1,024 yards on the ground while starting all 13 games played, ranking as the NFL's 17th-leading rusher while tying career-high of 4 performances of 100 or more rushing yards... Started at RB for Games 1-5, 8-11 and 13-16; Inactive for Games 6-7 due to foot injury and Game 12 due to illness... Produced career-long 67-yard TD run vs. GB (9/29) to propel him to his sixth career 100-yard rushing game with 110 yards on just 13 carries while topping the 2,000-yard rushing mark for his career... Recorded second straight 100-yard rushing game vs. OAK (10/5) with 123 yards on 22 carries... Fell just short of third straight 100-yard rushing game at NO (10/12) with 96 rushing yards on 21 carries... Returned to starting lineup vs. SD (11/2) to rush for 111 yards and career-high 2 TDs (1,1) on 31 carries... Paced Bears vs. STL (11/16) with 92 rushing yards on 23 carries with a long of 25 and a 1-yard TD run... Rushed for 78 yards on 19 carries vs. MIN (12/14)... Season-high 141 rushing yards, fourth-highest of career, on season-high 32 carries (24 in 2nd half) vs. WASH (12/21) with a 3-yard TD run... Team-high 61 yards on 16 carries at KC (12/28) with a long of 20 to top the 1,000-yard mark for the season. **GAMES PLAYED-STARTED: 13-13**

**PREVIOUS SEASONS:** 2002 - Started at RB for the Bears first 12 games of the season before a broken left index finger ended his campaign early... Still led Chicago in rushing for second consecutive season with 721 yards and 6 rushing TDs, tying for the overall team lead (Marty Booker, 6 receiving)... Ranked 3rd on team with career-high 24 receptions for 163 yards... Ran consecutive-game start streak to 17 by starting Games 1-12; Inactive Game 13 due to injury before going on injured reserve... Started first career season opener, leading Bears vs. MIN (9/8) with 45 rushing yards and 1 TD on 19 carries; 4-22 receiving... Rushed for TD in third straight game, 26-84 rushing overall, at ATL (9/15); 2-26 receiving including season-long 19-yarder to set-up his TD... Recorded fifth-career 100-yard rushing game with season-high 111 yards vs. NO (9/23) on 27 carries; 4-27 receiving... Rushed 26 times for 92 yards (3.5 avg.) and 1 TD at DET (10/20); 3 fumbles (2 lost) were the first of his career and ended his NFL-record streak... Led Bears with 52 yards rushing (16 carries and 1 TD)

# The Players

## Anthony Thomas • Running Back

GSH

Thomas

and 52 yards receiving (4 catches) vs. PHI (11/3)... Rushed for team-high 99 yards vs. NE (11/10) on 21 carries with long of 34 setting-up his 2-yard TD run... Team-high 61 rushing yards at STL (11/18) on 14 carries with a 13-yard TD run... Rushed 4 times for 26 yards at GB (12/1) before leaving game with broken left index finger in 1st qtr. 2001 - Award-winning rookie campaign culminated in selection as the 2001 rookie recipient of the Brian Piccolo Award, voted by his Bears teammates, after being named NFL Rookie-of-the-Year by *Sports Illustrated* and selected to *Pro Football Weekly's* all-Rookie team... Broke Rashaan Salaam's Bears rookie rushing record with 1,183 yards on the ground to rank 2nd among all NFL rookies in 2001... Set NFL record for most touches by a rookie without a fumble with 300 split between 278 rush attempts and 22 receptions... Posted four 100-yard efforts and averaged 84.9 yards per game in 14 games played, 10 of which were starts... Injured right knee in preseason opener vs. CIN (8/4) and missed the final 3 exhibitions... Returned to action to make his NFL debut in the season opener at BALT (9/9) with 3 carries for 9 yards... Earned first NFL start vs. MIN (9/23) and caught first career pass for 8 yards... Took 11 carries for 57 yards at ATL (10/7), with first career TD on 32-yard run... Set Bears single-game rookie rushing record at CIN (10/21) with 188 yards (the third highest output of the season in the NFL) on 22 carries, including a 23-yard TD... Recorded second consecutive 100-yard game with 127 yards rushing on 27 carries vs. SF (10/28) including a 19-yard TD run plus an OT-forcing, 2-point conversion with 0:26 seconds to play in regulation... Totaled 167 yards of offense vs. CLE (11/4) with 96 yards rushing and a career-high 71 yards receiving (6 catches)... Inactive Games 10-11 due to hamstring injury... Return to lineup at GB (12/9) was highlighted by 19-yard TD run among 15 carries for 54 yards; added 4 receptions for 20 yards... Rushed for 173 yards on 31 carries with a long of 25 and a five-yard TD run vs. TB (12/16)... Led Bears with 82 rushing yards (24 carries) at WASH (12/23)... Passed the 1,000-yard rushing mark for the season with 76 yards on 25 carries at DET (12/30)... Broke Salaam's Bears rookie rushing record of 1,074 yards (1995) by rushing for 160 yards vs. JAX (1/6/02) on 33 carries, including a two-yard TD run; 1-11 receiving... Held to 36 yards on 15 carries in Divisional Playoff vs. PHI (1/19/02).

**COLLEGE:** Established new Michigan career records with 924 carries for 4,472 yards and 55 TDs in his collegiate career of 48 games with 26 starts as a Wolverine (1997-2000)... Caught 84 passes for 810 yards and 1 TD while returning 31 kickoffs for 720 yards... Ranks 2nd in UM history with 6,002 career all purpose yards... Earned first-team all-Big Ten honors as a senior as well as second and third-team All-America selection from several publications... Also a semifinalist for Football News Player-of-the-Year and the Doak Walker Award (given annually to the nation's top RB)... Team's MVP after starting every game and rushing for 1,733 yards and 18 TDs on a school-record 319 carries while catching 17 passes for 271 yards and 1 TD... His 2,004 total yards made him the first player in Michigan history to account for over 2,000 all-purpose yards in 1 season... His 114 points rank 4th on the school's single-season points chart... Two-time Citrus Bowl MVP, winning the award as a sophomore and senior... As a junior, named second-team all-Big Ten, starting every game and rushing for 100 yards 7 times... Led team with 1,297 yards and 17 TDs on 301 carries and 102 points... As a sophomore, named *The Sporting News's* Breakout Player-of-the-Year after posting 891 yards and 15 TDs on 166 carries... Began career with 549 yards and 5 TDs on 137 carries in 12 games as a freshman while adding 22 receptions for 219 yards; 8-200 KOR... Graduated from UM with a degree in sports management and communications.

**PERSONAL:** Four-year starter as a tailback and placekicker at Winnfield (La.) H.S... First-team All-American and rated as second-best RB in the country by Prep Football Report... Gained 7,594 yard on 913 rushes, scoring 93 TDs while setting a state record with 106 career TDs... Started on the basketball team and lettered 4 years in track... He and wife Hayley have 1 daughter, Alexis.

### Anthony Thomas' Pro Stats

#### REGULAR SEASON

Year	Team	Rushing					Receiving					
		Rush	Yds	Avg	Lg	TD	Rec	Yds	Avg	Lg	TD	G-GS
2001	Chicago	278	1,183	4.3	46	7	22	178	8.1	23	0	14-10
2002	Chicago	214	721	3.4	34	6	24	163	6.8	19	0	12-12
2003	Chicago	244	1,024	4.2	67t	6	9	36	4.0	9	0	13-13
<b>CAREER</b>		<b>736</b>	<b>2,928</b>	<b>4.0</b>	<b>67t</b>	<b>19</b>	<b>55</b>	<b>377</b>	<b>6.9</b>	<b>23</b>	<b>0</b>	<b>39-35</b>

## Anthony Thomas' Pro Stats

## POSTSEASON

Year	Team	Rushing					Receiving					G-GS
		Rush	Yds	Avg	Lg	TD	Rec	Yds	Avg	Lg	TD	
2001	Chicago	15	36	2.4	6	0	1	11	11.0	11	0	1-1
CAREER		15	36	2.4	6	0	1	11	11.0	11	0	1-1

## ANTHONY THOMAS' SEASON / CAREER / PLAYOFF HIGHS

	2003	Career	Playoff
Carries	32 vs. WASH (12/21)	33 vs. JAX (1/6/02)	15 vs. PHI (1/19/02)
Rushing Yards	141 vs. WASH (12/21)	188 at CIN (10/21/01)	36 vs. PHI (1/19/02)
Rushing TDs	2 vs. SD (11/2)	2 vs. SD (11/2/03)	None
Longest Rush	67t vs. GB (9/29)	67t vs. GB (9/29/03)	6 vs. PHI (1/19/02)
Receptions	2, four times	6 vs. CLE (11/4/01)	1 vs. PHI (1/19/02)
Receiving Yards	11 vs. WASH (12/21)	71 vs. CLE (11/4/01)	11 vs. PHI (1/19/02)
Longest Reception	9 vs. MIN (12/14)	23 vs. CLE (11/4/01)	11 vs. PHI (1/19/02)

## ANTHONY THOMAS GAME-BY-GAME RUSHING &amp; RECEIVING

## 16-19 Regular Season Starting Record (0-1 Postseason)

## 2001 CHICAGO BEARS

Date	W/L	Opp.	Rush	Yards	Avg.	Lg	TD	Rec	Yards	Avg.	Lg	TD
9/9	L	at BALT	3	9	3.3	5	0	0	0	-	-	0
9/23*	W	MIN	0	0	0.0	-	0	1	8	8.0	8	0
10/7	W	at ATL	11	57	5.2	32	1	0	0	-	-	0
10/14	W	ARIZ	11	58	5.3	19	0	0	0	-	-	0
10/21	W	at CIN	22	188	8.5	46	1	0	0	-	-	0
10/28*	W	SF	27	127	4.7	19	1	2	9	4.5	6	0
11/4*	W	CLE	31	96	3.1	11	1	6	71	11.8	23	0
11/11*	L	GB	22	45	2.1	12	0	5	45	9.0	20	0
11/18*	W	at TB	23	58	2.5	9	0	1	10	10.0	10	0
11/25	W	at MIN	Inactive									
12/2	W	DET	Inactive									
12/9*	L	at GB	15	54	3.6	19	1	4	20	5.0	9	0
12/16*	W	TB	31	173	5.6	25	1	1	5	5.0	5	0
12/23*	W	at WASH	24	82	3.4	16	0	1	-1	-1.0	-1	0
12/30*	W	at DET	25	76	3.0	13	0	0	0	-	-	0
1/06*	W	JAX	33	160	4.8	34	1	1	11	11.0	11	0
<b>Totals</b>	<b>8-2</b>		<b>278</b>	<b>1,183</b>	<b>4.3</b>	<b>46</b>	<b>7</b>	<b>22</b>	<b>178</b>	<b>8.1</b>	<b>23</b>	<b>0</b>

## POSTSEASON

1/19*	L	PHI	15	36	2.4	6	0	1	11	11.0	11	0
<b>Totals</b>	<b>0-1</b>		<b>15</b>	<b>36</b>	<b>2.4</b>	<b>6</b>	<b>0</b>	<b>1</b>	<b>11</b>	<b>11.0</b>	<b>11</b>	<b>0</b>

## 2002 CHICAGO BEARS

Date	W/L	Opp.	Rush	Yards	Avg.	Lg	TD	Rec	Yards	Avg.	Lg	TD
9/8*	W	MIN	19	45	2.4	11	1	4	22	5.5	9	0
9/15*	W	at ATL	26	84	3.2	11	1	2	26	13.0	19	0
9/22*	L	NO	27	111	4.1	24	0	4	27	6.8	9	0
9/29*	L	at BUF	23	48	2.1	5	0	2	11	5.5	6	0
10/7*	L	GB	15	45	3.0	8	0	1	2	2.0	2	0
10/20*	L	at DET	26	92	3.5	11	1	3	5	1.7	3	0
10/27*	L	at MIN	9	18	2.0	9	0	1	3	3.0	3	0
11/3*	L	PHI	16	52	3.3	10	1	4	52	13.0	19	0
11/10*	L	NE	21	99	4.7	34	1	1	4	4.0	4	0
11/18*	L	at STL	14	61	4.4	17	1	0	0	-	-	0
11/24*	W	DET	14	40	2.9	7	0	1	11	11.0	11	0
12/1*	L	at GB	4	26	6.5	26	0	1	0	0.0	0	0
12/9	L	at MIA	Injured Reserve									
12/15	W	NYJ	Injured Reserve									
12/22	L	at CAR	Injured Reserve									
12/29	L	TB	Injured Reserve									
<b>Totals</b>	<b>3-9</b>		<b>214</b>	<b>721</b>	<b>3.4</b>	<b>34</b>	<b>6</b>	<b>24</b>	<b>163</b>	<b>6.8</b>	<b>19</b>	<b>0</b>

# The Players

## Anthony Thomas • Running Back

**GSH**
**2003 CHICAGO BEARS**

Date	W/L	Opp.	Rush	Yards	Avg.	Lg	TD	Rec	Yards	Avg.	Lg	TD
9/7*	L	at SF	6	15	2.5	4	0	1	4	4.0	4	0
9/14*	L	at MIN	10	53	5.3	34	0	0	0	-	-	0
9/29*	L	GB	13	110	8.5	67t	1	2	4	2.0	6	0
10/5*	W	OAK	22	123	5.6	20	0	0	0	-	-	0
10/12*	L	at NO	21	96	4.6	18	0	0	0	-	-	0
10/19	L	at SEA	Inactive									
10/26	W	DET	Inactive									
11/2*	W	SD	31	111	3.6	15	2	0	0	-	-	0
11/9*	L	at DET	21	61	2.9	17	0	0	0	-	-	0
11/16*	L	STL	23	92	4.0	25	1	0	0	-	-	0
11/23*	W	at DEN	21	60	2.9	9	0	0	0	-	-	0
11/30	W	ARIZ	Inactive									
12/7*	L	at GB	9	22	2.4	9	0	0	0	-	-	0
12/14*	W	MIN	19	79	4.2	23	1	2	10	5.0	9	0
12/21*	W	WASH	32	141	4.4	16	1	2	11	5.5	8	0
12/28*	L	at KC	16	61	3.8	20	0	2	7	3.5	4	0
<b>Totals</b>	<b>5-8</b>		<b>244</b>	<b>1,024</b>	<b>4.2</b>	<b>67t</b>	<b>6</b>	<b>9</b>	<b>36</b>	<b>4.0</b>	<b>9</b>	<b>0</b>

\* Denotes Game Started

Thomas

### BEARS LEADING TACKLERS

Year	Name	Pos	Tackles	Year	Name	Pos	Tackles
2003	Brian Urlacher	LB	153	1988	Mike Singletary	LB	170
2002	Brian Urlacher	LB	214	1987	Dave Duerson	S	116
2001	Brian Urlacher	LB	148	1986	Gary Fencik	S	130
2000	Brian Urlacher	LB	165	1985	Gary Fencik	S	118
1999	Barry Minter	LB	149	1984	Mike Singletary	LB	116
1998	Marty Carter	SS	159	1983	Mike Singletary	LB	147
1997	John Mangum	FS	149	1982	Gary Fencik	S	82
1996	Marty Carter	SS	180	1981	Gary Fencik	S	135
1995	Marty Carter	SS	158	1980	Gary Fencik	S	125
1994	Joe Cain	LB	129	1979	Jerry Muckensturm	LB	111
1993	Dante Jones	LB	189	1978	Gary Fencik	S	130
1992	Mike Singletary	LB	135	1977	Gary Fencik	S	133
1991	Mike Singletary	LB	124	1976	Don Rives	LB	165
1990	Mike Singletary	LB	151	1975	Doug Plank	S	123
1989	Mike Singletary	LB	151				

### STRIKE GAMES

The following Bears games (all on Sundays) were affected by the players strikes in 1982 and 1987.

**1982:** Weeks 1-2 played as scheduled; Weeks 3-9 cancelled (as follows); Weeks 11-16 played as scheduled; Week 10 (11-14-82) played on 1-2-83 as regular season finale

Cancelled:

9-26-82 @ San Francisco

10-3-82 vs. Minnesota

10-10-82 vs. Green Bay

10-17-82 @ St. Louis Cardinals

10-24-82 vs. Tampa Bay

10-31-82 @ Green Bay

11-7-82 vs. Atlanta

**1987:** Weeks 1-2 played as scheduled; Week 3 cancelled (as follows); Weeks 4-6 played as scheduled with replacement players (as follows); Weeks 7-16 played as scheduled

Cancelled or played with replacement players:

9-27-87 @ Detroit (cancelled)

10-4-87 Bears 35, @ Philadelphia 3

10-11-87 @ Bears 27, Minnesota 7

10-18-87 New Orleans 19, @ Bears 17



## Charles Tillman

**Cornerback**

**Ht: 6-1 Wt: 196**

**Born: February 23, 1981**

**College: Louisiana-Lafayette**

**Bears season: 2 NFL Season: 2**

**Acquired: 2nd round of the 2003 draft**

# 33

**PRO CAREER:** Made immediate impact in his first season in Chicago, becoming the first rookie to lead the team in interceptions since Mark Carrier led the NFL with 10 as a rookie in 1990... Took over the top cornerback position early in the season and quickly developed into one of the team's top playmakers on defense, recording his first career INT in his fourth career start and first at LCB... Combined with LB Lance Briggs to mark the first time Chicago rookies recorded an INT in the same season since LB Brian Urlacher and S Mike Brown in 2000... Honored as the NFL Defensive Rookie-of-the-Year by *Football Digest* and as an All-Pro and NFL Rookie-of-the-Year by *Dr. Z of Sports Illustrated*.

**CAREER TRANSACTIONS:** Entered NFL as a second-round selection (35th overall) by Chicago in the 2003 NFL Draft... Signed contract (7/26/03). **SIGNED through 2007.**

**2003 SEASON:** Recorded 4 INTs during his rookie season with the Bears, tying him for the team lead as well as the lead among all NFL rookies... Led team with 10 PDs and ranked 2nd on Chicago's secondary, 3rd overall, with 89 tackles while starting the final 13 games of the season at CB, the last 10 at LCB, and playing in all 16... Also contributed 5 special teams tackles while starting Games 4-6 at RCB and Games 7-16 at LCB... Made NFL debut at SF (9/7), recording 3 tackles as 'nickel' DB and forcing a fumble on special teams... Made first NFL start vs. OAK (10/5) and compiled 7 tackles and 1 PD... Forced fumble at SEA (10/19) recovered by Bobby Gray... Shifted to starting LCB vs. DET (10/26), posting first career INT with 32-yard return and 10 tackles... Nabbed INT in 2nd straight game vs. SD (11/2)... Intercepted pass vs. STL (11/16) and led team with season-high 12 tackles... Posted first NFL sack among 8 tackles at DEN (11/23)... Sealed Bears win vs. MIN (12/14) by wrestling pass away from Randy Moss in the end zone for 4th-qr. INT while adding 10 tackles and 2 PDs. **GAMES PLAYED-STARTED: 16-13**

**COLLEGE:** Four-year starter at LCB at Louisiana-Lafayette (1999-2002) was a 2-time all-Sun Belt Conference selection who started 39-of-45 career games played and totaled 284 career tackles, including 2 sacks and 9 TFLs, along with 12 INTs, 31 PDs, 7 forced fumbles, 7 fumble recoveries and 3 blocked punts. Earned All-America honors as a senior after moving to starting free safety for the second half of the campaign after playing strictly at CB previously... Majored in health and physical education.

**PERSONAL:** Two-time all-district 8-5A and all-area team selection at Copperas Cove (Texas) H.S... Named to the Super Cen-Tex team by the *Austin American-Statesman*... All-state Class 5A honorable mention... Born in Chicago and attended kindergarten at Horace Mann Elementary on the South Side... Parents are native Chicagoans Arbria and Donald Tillman... The son of an Army sergeant, he attended 11 schools from kindergarten to 12th grade.

### Charles Tillman's Pro Stats

#### REGULAR SEASON

Year	Team	Int-Yds	Tkls-Solo	FF	FR	TFL	PD	Sack-Yds	STT	G-GS
2003	Chicago	4-27	89-64	1	0	1	10	1-3	5	16-13
<b>CAREER</b>		<b>4-27</b>	<b>89-64</b>	<b>1</b>	<b>0</b>	<b>1</b>	<b>10</b>	<b>1-3</b>	<b>5</b>	<b>16-13</b>

#### CHARLES TILLMAN'S SEASON / CAREER / PLAYOFF HIGHS

	2003	Career	Playoff
Tackles	.12 vs. STL (11/16)	Same as 2003	None
Solos	.9 vs. STL (11/16)	Same as 2003	None
Interceptions	.1, four times	Same as 2003	None
Longest INT Return	.32 vs. DET (10/26)	Same as 2003	None
Pass Defenses	.2 vs. MIN (12/14)	Same as 2003	None



## Rex Tucker

**Guard**

**Ht:** 6-5 **Wt:** 315

**Born:** December 20, 1976

**College:** Texas A&M

**Bears season:** 6 **NFL Season:** 6

**Acquired:** 3rd round of the 1999 draft

# 64

**PRO CAREER:** Scheduled to return to his starting left guard position after having a second consecutive season end prematurely by a leg injury... Missed the entire 2003 regular season due to a right ankle injury and played in just the first 5 games of the 2002 campaign before suffering a left leg injury... Garnered Pro Bowl consideration in his first season as Chicago's starting LG in 2001 after earning the job during training camp... Saw limited action on special teams and as a reserve guard and tackle during his first 2 NFL seasons.

**CAREER TRANSACTIONS:** Entered NFL as a third-round selection (66th overall) by Chicago in the 1999 NFL Draft... Placed on reserve/injured (10/9/02)... Placed on reserve/injured (8/31/03). **SIGNED** through 2008.

**2003 SEASON:** Spent entire regular season on injured reserve due to a torn tendon in his right ankle suffered in final series of exhibition play at NE (8/27). **GAMES PLAYED-STARTED:** 0-0

**PREVIOUS SEASONS:** 2002 - Started first 5 games at left guard, but suffered season-ending left leg injury in the 2nd half of the season's fifth game... Started second consecutive Bears season opener at LG vs. MIN (9/8)... Start vs. GB (10/7) was his 21st consecutive and first on *Monday Night Football*, left game in 3rd qtr. due to dislocated left ankle and fibular fracture... Spent final 11 games of the season on injured reserve after having surgery to repair ankle and leg injury. 2001 - Received Pro Bowl alternate recognition after starting all 16 regular season games at LG, plus the playoff contest, for O-line that allowed the fewest sacks in the NFL... Forced to come out of game vs. JAX (1/6/02) due to a right calf strain... Returned to starting lineup for Divisional Playoff vs. PHI (1/19/02). 2000 - Played on special teams as well as role as reserve guard in 6 games... Saw action in season-opener at MIN (9/3)... Left game in second-half vs. MIN (10/15) after suffering concussion during special teams duty... Inactive 5 of next 6 games, dressed but DNP vs. IND (11/5)... Returned to active duty for season finale at DET (12/24). 1999 - Saw action in 2 games with 1 start as a rookie with the Bears... Inactive for first 2 games... Made NFL debut at OAK (9/26), stepping in for injured RT James Williams for final play... Active but DNP vs. NO (10/3)... Inactive Weeks 5-14... Garnered first career NFL start at STL (12/26), replacing injured Chris Villarrial at RG... Active but DNP in season-finale vs. TB (1/2/00).

**COLLEGE:** Third-team all-Big 12 selection as a senior at Texas A&M after starting every game at LT for first time in his 4-year career (1995-98)... Helped offense total 4,056 yards that season while playing well in Big 12 Championship Game win over Kansas State... Saw action in every game of junior season including 3 starts at LT while registering 19 knockdown blocks and helping offense gain 4,497 yards... Saw limited action as second-team LT in sophomore season, playing predominantly on FG and PAT blocking units... Appeared in all 11 games as a true freshman, primarily playing as a reserve center... Majored in general studies.

**PERSONAL:** Blue Chip All-American at Lee H.S. in Midland, Texas... National Top 100 player by Super Prep coming out of high school... Brother of Cleveland Browns guard Ryan Tucker, a former all-Southwest Conference center at Texas Christian... He and wife Honey have 2 children, daughter Hope and son Titan.

Tucker

### Rex Tucker's Pro Stats

**REGULAR SEASON**

**GAMES PLAYED-STARTED** - 29-22: 1999 (2-1), 2000 (6-0), 2001 (16-16); 2002 (5-5); 2003 (0-0)

**POSTSEASON**

**GAMES PLAYED-STARTED** - 1-1: 2001 (1-1).



## Brian Urlacher

**Linebacker**

**Ht: 6-4 Wt: 258**

**Born: May 25, 1978**

**College: New Mexico**

**Bears season: 5 NFL Season: 5**

**Acquired: 1st round of the 2000 draft**

# 54

**PRO CAREER:** Four-time Pro Bowler has led Bears in tackles each of his 4 years in the NFL while developing into one of the league's most marketable young players... First Chicago defender to lead the team in tackles his first 4 seasons in the NFL and first to pace the team for 4 straight seasons since Mike Singletary did so for 5 (1988-92)... One of just 5 players in team history to receive Pro Bowl selections in each of their first 4 NFL seasons (Rick Casares, Mike Ditka, Dick Butkus and Gale Sayers)... Recorded at least a share of team lead in tackles in 31 of Chicago's last 42 games... His 680 career tackles are the most ever for a Bears player in his first 4 NFL seasons... Ranks as the franchise's career fumble return yardage leader with 144 yards, including a 90-yard TD in 2001, on 5 career recoveries... Career awards include: NFL Defensive Rookie-of-the-Year (2000), 2-time NFC Defensive Player-of-the-Week (10/7/01, 9/15/02), NFC Special Teams Player-of-the-Week (12/23/01) and NFC Defensive Rookie-of-the-Month (Oct. 2000)... Posted career-high 214 tackles in 2002, the most ever by a Bear since tackle totals began being recorded in 1971... Registered first 2 TDs of his career and was involved in a career-high 6 turnovers in 2001 while serving as the focal point of a defense that allowed an NFL-low 203 points... Became second Bears rookie ever to lead team in tackles (Doug Plank, 1975) while being recognized by his teammates as the rookie recipient of the Brian Piccolo Award.

**CAREER TRANSACTIONS:** Entered NFL as first-round selection (ninth overall) by Chicago in the 2000 NFL Draft... Signed new contract (6/6/03). **SIGNED through 2011.**

**2003 SEASON:** Started third straight Pro Bowl at MLB and played in fourth consecutive as Chicago's leader with 153 total tackles, 112 solos and 11 TFLs while holding or tying for the team-lead in tackles in 9 games... Tied for team-high with 12 tackles at SF (9/7)... Led Bears with 12 tackles at MIN (9/14) including 2 TFLs and half a sack... Tied for Bears lead with 9 tackles, including 1 TFL, vs. GB (9/29)... Tied for 3rd on Bears with 7 tackles, including 1 sack, vs. OAK (10/5)... Recorded 8 tackles and 1 PD at NO (10/12)... Led Bears with 9 tackles at SEA (10/19)... Led Bears for 2nd straight game with 11 tackles and 1 TFL vs. DET (10/26); added 2 PDs... Posted 8 tackles, including 2 TFLs, at DET (11/9)... Led Bears with season-high 13 tackles at DEN (11/23)... Led Bears in tackles for 2nd straight game, posting 12 with 1 TFL, vs. ARIZ (11/30)... Led Bears with 12 tackles at GB (12/7)... Posted 10 tackles, including 1 TFL, vs. WASH (12/21)... Tied for Bears LB-lead with 7 tackles, including 1 sack and 1 TFL, at KC (12/28) in 62nd start. **GAMES PLAYED-STARTED: 16-16**

**PREVIOUS SEASONS: 2002 -** Led all NFC defensive players in Pro Bowl voting to earn starting MLB assignment after registering career-high and Bear-record 214 total tackles (after coach's review) and 19 TFLs... Ranked 2nd in NFL with 152 tackles according to play-by-play stats, 4 behind Miami's Zach Thomas... Started all 16 games while ranking among team leaders with 4.5 sacks (3rd) and 1 INT (3rd)... Recorded double-digit tackles in every game, leading team in tackles in all but 2 contests... Led Bears vs. MIN (9/8) with 17 tackles, including 2 TFLs... Earned second career NFC Defensive Player-of-the-Week honor at ATL (9/15) by recovering a fumble and leading team with 13 tackles, including 2 sacks and 2 TFLs... Team-high 11 tackles and a forced fumble vs. NO (9/23)... Team-high 15 tackles at BUF (9/29)... Team-high 14 tackles, including 1 TFL, at DET (10/20)... Team-high 15 tackles at MIN (10/27)... Passed 100-tackle mark in season's eighth game with team-high 13 tackles, including 3 TFLs and 1 sack, vs. PHI (11/3); added 1 PD... Recorded 1 INT while leading team with 13 tackles, with 1 TFL, and 2 PDs vs. NE (11/10)... Team-high 12 tackles, including 1 sack and 2 TFLs, at STL (11/18)... Team-high 14 tackles with 1 TFL and 2 PDs vs. DET (11/24)... Team-high 12 tackles with 1 TFL and a forced fumble, at MIA (12/9)... Led Bears with season-high 19 tackles at CAR (12/22) while setting-up TD with 43-yard fumble recovery return... Team-high 13 tackles, including half sack, vs. TB (12/29); added 1 PD. **2001 -** Finished 5th in NFL MVP voting, the highest of any defensive player, after leading Bears with 148 tackles (after coach's



# The Players

## Brian Urlacher • Linebacker

**GSH**

Urlacher

review) and ranking among team leaders with 6 sacks (3rd) and 3 INTs (T-2nd)... Honored as NFL Defensive Player-of-the-Year by Football Digest and first-team All-Pro by every major pro football publication... Selected for his first Pro Bowl start in his second trip to the game as NFC's top vote-getter for MLBs after starting all 16 games for the first time in this career... Led Bears in tackles in 8 of final 10 games, including playoff contest, and recorded 2 TDs... Delivered 8 tackles and recovered fumble vs. MIN (9/23)... Named NFC Defensive Player-of-the-Week after registering 8 tackles, first career TD on 90-yard fumble recovery return, 1 INT, 1 sack, TFL and forced fumble at ATL (10/7)... Posted 6 tackles, including 1 sack, at CIN (10/21)... Posted 4 tackles and 1 INT vs. SF (10/28) while pressuring Terrell Owens into OT-pass drop intercepted by Mike Brown and returned for game-winning TD... Led team with season-high 20 tackles at TB (11/18), with 12 solos and 1 sack... Topped 100-tackle plateau in season's 11th game with team-high 11 tackles, with 1 sack, vs. DET (12/2)... Posted career-long 41-yard INT return in 2nd qtr. at GB (12/9) along with 10 tackles, with 1 TFL and an 11-yard sack... Team-high 11 tackles at TB (12/16)... Named NFC Special Teams Player-of-the-Week after catching go-ahead 27-yard TD pass from Brad Maynard on fake FG in 4th qtr. at WASH (12/23)... Team-high 12 tackles at DET (12/30)... Sat out much of second-half in convincing win vs. JAX (1/6/02), but still recorded 1 sack among 5 tackles... Team-high 11 tackles, including 1 sack, in postseason debut against Divisional Playoff vs. PHI (1/19/02). 2000 - Burst onto NFL scene as one of the League's top young defensive talents by performing like a seasoned veteran after assuming the starting MLB position in the third week of the season... Became just third Bear in history to earn NFL Defensive Rookie-of-the-Year honors (Mark Carrier, 1990 and Wally Chambers, 1973)... Became Bears first rookie Pro Bowler since Mark Carrier (1990) after being selected to team following an injury to Detroit's Stephen Boyd; originally voted a first alternate... Received NFL's top defensive rookie and All-Rookie team honors by every major football publication... Bears recipient of the NFLPA's Unsung Hero Award... Started final 14 regular season games at MLB after opening season as reserve OLB and ended up leading the team with 165 total tackles (after coach's review), 8 sacks, 103 solo tackles and 7 TFLs... Tied for 2nd on team with 2 INTs while leading team in tackles in 10 of final 13 contests... Recorded 2 tackles as reserve OLB in NFL debut at MIN (9/3)... Switched to MLB for first career start vs. NYG (9/17) and posted 13 tackles, including 2 TFLs and his first career sack; sack spurred five-game sack streak, the third-longest rookie streak in NFL history and tied for the longest rookie streak in Bears history... Team-high 14 tackles vs. DET (9/24) and picked-off first career INT... Team-high 15 tackles, with 1 sack, vs. NO (10/8) highlighted NFC Defensive Rookie-of-the-Month award earned for 43 tackles, 4 sacks and 1 fumble recovery posted in 4 October games... Added to his October accomplishments with first career multi-sack game with 2 sacks among team-high 11 tackles vs. MIN (10/15), despite suffering rib cartilage separation, to cap five-game sack streak... Team-high 14 tackles vs. IND (11/5)... Topped 100-tackle plateau in season's 10th game with season-high 16 tackles at BUF (11/12), faster than all but two Bears since 1993... Squelched 4th qtr. scoring opportunity with INT vs. TB (11/19) during team-high 10 tackle performance... Team-high 13 tackles, including 1 sack, at SF (12/17)... Recorded 9 tackles, including 1 sack and 1 TFL, to pace team in season-finale at DET (12/24)... Recorded 2 tackles for NFC squad in Pro Bowl debut.

**COLLEGE:** Versatile player for New Mexico (1996-99) where he played OLB and FS on defense, WR on offense and returned kickoffs and punts... Two-year starter who finished career 3rd on school's all-time charts with 442 tackles... Added 3 INTs, 11 sacks and 11 forced fumbles... Averaged 18.8 yards on 5 kickoff returns and 15.1 yards on 13 punt returns... Of his 7 catches, 6 went for TDs... As a senior, earned first-team All-America selection by Walter Camp, Football Writers Association of America and *Associated Press*; second-team choice by *The Sporting News* and *Football News*... All-Mountain Conference first-team and Player-of-the-Year choice... Among the 3 finalists for the Jim Thorpe Award, given to the top DB in college football... First-team All-Mountain West selection as a junior when he started every game at FS and led the nation with a school-record 178 tackles... Majored in criminology.

**PERSONAL:** Had jersey number 11 retired during "Brian Urlacher Day" ceremonies at Lovington (NM) H.S. in February, 2001... All-state selection at WR and FS led club to 14-0 record and state title as senior while catching 61 passes for 15 TDs, returning 4 punts and 2 kickoffs for TDs and rushing for 2 more TDs... Also all-district in basketball... Active supporter of the Special Olympics in the Chicagoland area and in his home state of New Mexico... He and wife Laurie have 1 daughter, Pamela... Younger brother, Casey, played football at Lake Forest College (1999-2001) and spent time on the Bears roster before the 2003 season... Has appeared in Campbell's Chunky Soup commercials with his mother, Lavoyda... Donated football and weightlifting equipment to Lovington H.S. in 2002.

## Brian Urlacher's Pro Stats

## REGULAR SEASON

Year	Team	Int-Yds	Tkls-Solo	FF	FR	TFL	PD	Sack-Yds	STT	G-GS
2000	Chicago	2-19	165-96	0	1	7	1	8-49	4	16-14
2001	Chicago	3-60	148-92	1	2	4	1	6-37	0	16-16
2002	Chicago	1-0	214-159	2	2	19	7	4.5-35	0	16-16
2003	Chicago	0-0	153-112	0	0	11	3	2.5-14.5	0	16-16
<b>CAREER</b>		<b>6-79</b>	<b>680-459</b>	<b>3</b>	<b>5</b>	<b>41</b>	<b>12</b>	<b>21-135.5</b>	<b>4</b>	<b>64-62</b>

**Additional Stats:** Touchdowns - 2: 90-yard fumble return at ATL (Oct. 7, 2001); 27-yard reception at WASH (Dec. 23, 2001). Receiving - 2001 (1 for 27, TD). Passing - 2002 (0 for 1).

## POSTSEASON

Year	Team	Int-Yds	Tkls-Solo	FF	FR	TFL	PD	Sack-Yds	STT	G-GS
2001	Chicago	0-0	11-9	0	0	0	0	1-7	0	1-1
<b>CAREER</b>		<b>0-0</b>	<b>11-9</b>	<b>0</b>	<b>0</b>	<b>0</b>	<b>0</b>	<b>1-7</b>	<b>0</b>	<b>1-1</b>

## BRIAN URLACHER'S SEASON / CAREER / PLAYOFF HIGHS

	2003	Career	Playoff
<b>Tackles</b> .....	13 at DEN (11/23)	20 at TB (11/18/01)	11 vs. PHI (1/19/02)
<b>Solos</b> .....	9, two times	13 at CAR (12/22/02)	9 vs. PHI (1/19/02)
<b>Sacks</b> .....	1, two times	2, two times	1 vs. PHI (1/19/02)
<b>Tackles For Loss</b> .....	2, two times	4 at CAR (12/22/02)	None
<b>Interceptions</b> .....	None	1, six times	None
<b>Pass Defenses</b> .....	2 vs. DET (10/26)	2, three times	None

## BRIAN URLACHER'S GAME-BY-GAME DEFENSIVE STATS

29-33 Regular Season Starting Record (0-1 Postseason)

## 2000 CHICAGO BEARS

Date	W/L	Opp.	Tkls-S	TFL	PD	INT-Yds	Sks-Lst
9/3	L	at MIN	2-0	0	0	0-0	0-0
9/10	L	at TB	6-2	0	0	0-0	0-0
9/17*	L	NYG	13-9	2	0	0-0	1-8
9/24*	L	DET	14-9	0	0	1-0	1-6
10/1*	W	at GB	10-6	0	1	0-0	1-6
10/8*	L	NO	15-7	1	0	0-0	1-7
10/15*	L	MIN	11-5	0	0	0-0	2-15
10/22*	L	at PHI	7-5	0	0	0-0	0-0
11/05*	W	IND	14-10	0	0	0-0	0-0
11/12*	L	at BUF	16-10	2	0	0-0	0-0
11/19*	W	TB	10-6	0	0	1-19	0-0
11/26*	L	at NYJ	8-6	0	0	0-0	0-0
12/03*	L	GB	7-5	0	0	0-0	0-0
12/10*	W	NE	10-7	1	0	0-0	0-0
12/17*	L	at SF	13-5	0	0	0-0	1-1
12/24*	W	at DET	9-4	1	0	0-0	1-6
<b>Totals</b>	<b>5-9</b>		<b>165-96</b>	<b>7</b>	<b>1</b>	<b>2-19</b>	<b>8-49</b>

## 2002 CHICAGO BEARS

Date	W/L	Opp.	Tkls-S	TFL	PD	INT-Yds	Sks-Lst
9/8*	W	MIN	17-12	2	0	0-0	0-0
9/15*	W	at ATL	13-9	2	0	0-0	2-17
9/22*	L	NO	11-8	0	0	0-0	0-0
9/29*	L	at BUF	15-12	0	0	0-0	0-0
10/7*	L	GB	11-9	0	0	0-0	0-0
10/20*	L	at DET	14-12	1	0	0-0	0-0
10/27*	L	at MIN	15-11	0	0	0-0	0-0
11/3*	L	PHI	13-10	3	1	0-0	1-6
11/10*	L	NE	13-10	1	2	1-0	0-0
11/18*	L	at STL	12-8	2	0	0-0	1-9
11/24*	W	DET	14-10	1	2	0-0	0-0
12/1*	L	at GB	11-8	1	0	0-0	0-0
12/9*	L	at MIA	12-9	1	0	0-0	0-0
12/15*	W	NYJ	11-7	1	1	0-0	0-0
12/22*	L	at CAR	19-13	4	0	0-0	0-0
12/29*	L	TB	13-11	0	1	0-0	0.5-3
<b>Totals</b>	<b>4-12</b>		<b>214-159</b>	<b>19</b>	<b>7</b>	<b>1-0</b>	<b>4.5-35</b>

## 2001 CHICAGO BEARS

Date	W/L	Opp.	Tkls-S	TFL	PD	INT-Yds	Sks-Lst
9/9*	L	at BALT	10-7	0	0	0-0	0-0
9/23*	W	MIN	8-5	0	0	0-0	0-0
10/7*	W	at ATL	8-2	1	1	1-10	1-3
10/14*	W	ARIZ	6-4	1	0	0-0	0-0
10/21*	W	at CIN	6-4	0	0	0-0	1-9
10/28*	W	SF	4-4	0	0	1-9	0-0
11/4*	W	CLE	7-3	0	0	0-0	0-0
11/11*	L	GB	9-6	0	0	0-0	0-0
11/18*	W	at TB	20-12	0	0	0-0	1-4
11/25*	W	at MIN	11-8	1	0	0-0	0-0
12/2*	W	DET	11-5	0	0	0-0	1-1
12/9*	L	at GB	10-5	1	0	1-41	1-11
12/16*	W	TB	11-7	0	0	0-0	0-0
12/23*	W	at WASH	10-9	0	0	0-0	0-0
12/30*	W	at DET	12-9	0	0	0-0	0-0
1/6*	W	JAX	5-2	0	0	0-0	1-9
<b>Totals</b>	<b>13-3</b>		<b>148-92</b>	<b>4</b>	<b>1</b>	<b>3-60</b>	<b>6-37</b>

## POSTSEASON

1/19*	L	PHI	11-9	0	0	0-0	1-7
-------	---	-----	------	---	---	-----	-----

## 2003 CHICAGO BEARS

Date	W/L	Opp.	Tkls-S	TFL	PD	INT-Yds	Sks-Lst
9/7*	L	at SF	12-8	1	0	0-0	0-0
9/14*	L	at MIN	12-9	2	0	0-0	0.5-1.5
9/29*	L	GB	9-5	1	0	0-0	0-0
10/5*	W	OAK	7-6	0	0	0-0	1-5
10/12*	L	at NO	8-7	0	1	0-0	0-0
10/19*	L	at SEA	9-8	0	0	0-0	0-0
10/26*	W	DET	11-8	1	2	0-0	0-0
11/2*	W	SD	7-4	0	0	0-0	0-0
11/9*	L	at DET	8-7	2	0	0-0	0-0
11/16*	L	STL	7-6	1	0	0-0	0-0
11/23*	W	at DEN	13-8	0	0	0-0	0-0
11/30*	W	ARIZ	12-9	1	0	0-0	0-0
12/7*	L	at GB	12-5	0	0	0-0	0-0
12/14*	W	MIN	9-8	0	0	0-0	0-0
12/21*	W	WASH	10-8	1	0	0-0	0-0
12/28*	L	at KC	7-6	1	0	0-0	1-8
<b>Totals</b>	<b>7-9</b>		<b>153-112</b>	<b>11</b>	<b>3</b>	<b>0-0</b>	<b>2.5-14.5</b>

\* Denotes Game Started



## Bobby Wade

**Wide Receiver**

**Ht: 5-10 Wt: 192**

**Born: February 25, 1981**

**College: Arizona**

**Bears season: 2 NFL Season: 2**

**Acquired: 5th round of the 2003 draft**

# 84

**PRO CAREER:** Half of his first-year receptions came on third down and resulted in a first down for the Bears.

**CAREER TRANSACTIONS:** Entered NFL as a fifth-round selection (139th overall) by Chicago in the 2003 NFL Draft... Signed contract (7/25/03). **SIGNED through 2006.**

**2003 SEASON:** Played in 12 games as a rookie WR for the Bears, ranking 7th in receptions and 6th in receiving yards while making 1 start... Participated in Games 1 and 6-16 - starting Game 16... Of his 17 total touches (12 reception, 5 carries), 7 came on third down and resulted in first-down producing gains - including his first career reception and carry... Made NFL debut at SF (9/7), returning 2 punts for 9 yards... Gained 11 yards and first down at SEA (10/19) on his first NFL reception... Third on team vs. DET (10/26) with season-high 3 catches for 39 yards with a long of 18... Equaled season-high with 3 catches vs. SD (11/2) for season-high 42 yards and season-long of 19... Converted Bears third-and-3 by rushing for 4 yards on a WR sweep at DEN (11/23), his first career carry... Season-long 24-yard reception on third-and-6 vs. ARIZ (11/30) led to game-opening TD... Made first NFL start at KC (12/28) in 3-WR set, catching 2 passes for 5 yards and rushed once for 5 yards. **GAMES PLAYED-STARTED: 12-1**

**COLLEGE:** Four-year starting WR at Arizona (1999-2002) excelled as a kickoff and punt returner while starting 41-of-45 games and finishing as the Wildcats all-time leading receiver with 230 catches for 3,351 yards and 3rd with 23 TDs... Gained 656 yards on 33 kickoff returns and 725 yards with 1 TD on 65 punt returns... His 4,785 all-purpose yards rank 4th on school's all-time list... First-team all-Pac-10 selection and team's MVP as a senior after setting school-record with 93 receptions for 1,389 yards, the second-highest single-season total at Arizona, and 8 TDs... Ranks 3rd on UA single-game receiving yardage list with career-high 222 receiving yards and 1 TD on 11 catches vs. Cal... As a junior, named second-team all-Pac-10 while starting every game and leading the team with 62 receptions for 882 yards and 8 TDs... Led team as a sophomore with an average of 98.1 all-purpose yards per game... Majored in political science.

**PERSONAL:** Four-year football letterman at Desert Vista H.S. in Phoenix, Ariz., led his team to the 1998 Class 5A state title, earning *USA Today* Player-of-the-Year honors... Also named Player-of-the-Year by the *Arizona Republic* and was a member of PrepStar's Dream Team 100 and Super 30 Regional squads; gained 1,620 all-purpose yards with 27 TDs with 37 receptions for 722 yards and 12 TDs and recorded 67 tackles and 12 INTs... Added 4 more letters in track and 2 more in baseball... Won the Class 5A triple jump title as a senior... Born Robert Louis Wade to Cathy Hincley and Robert Wade, Sr... Father played football at UCLA (1970-71).

### Bobby Wade's Pro Stats

#### REGULAR SEASON

Year Team	Receiving					Rushing					G-GS
	Rec	Yds	Avg	Lg	TD	Rush	Yds	Avg	Lg	TD	
2003 Chicago	12	137	11.4	24	0	5	14	2.8	6	0	12-1
<b>CAREER</b>	<b>12</b>	<b>137</b>	<b>11.4</b>	<b>24</b>	<b>0</b>	<b>5</b>	<b>14</b>	<b>2.8</b>	<b>6</b>	<b>0</b>	<b>12-1</b>

Additional Stats: Punt Returns - 2 for 9 yards

#### BOBBY WADE'S SEASON / CAREER / PLAYOFF HIGHS

	2003	Career	Playoff
Receptions	.3, two times	Same as 2003	None
Receiving Yards	.42 vs. SD (11/2)	Same as 2003	None
Longest Reception	.24 vs. ARIZ (11/30)	Same as 2003	None



## Josh Warner

**Center/Guard**

**Ht: 6-5 Wt: 318**

**Born: May 15, 1979**

**College: SUNY-Brockport**

**Bears season: 2 NFL Season: 2**

**Acquired: Undrafted free agent in 2002**

# 67

**PRO CAREER:** Reserve interior offensive lineman provides Bears with depth at center and both guard spots after seeing his first regular season NFL action in 2003... Two-year NFL Europe vet, starting at LG for the Berlin Thunder for 2 seasons, beginning with the World Bowl X championship season of 2002... Spent first regular-season time on an NFL roster in 2002, re-signing with Chicago after being waived following training camp... Initially signed with the Bears after sitting out his entire rookie season as a waived free agent of the New York Giants.

**CAREER TRANSACTIONS:** Entered NFL as an undrafted free agent, signing with the N.Y. Giants (4/27/01)... Waived by Giants (8/01)... Signed with Chicago (1/9/02) and allocated to Berlin for the 2002 NFL Europe season... Waived by Bears (9/1/02)... Signed with Chicago's practice squad (11/20/02) and elevated to active roster (12/17/02)... Allocated to Berlin for the 2003 NFL Europe season. **SIGNED through 2004.**

**2003 SEASON:** Made NFL debut for the Bears, playing 10 games as a reserve guard, eligible tackle on goal-line situations, and on the return units... Participated in Games 1, 3, 4, 6-8, 11, 14-16... Active but DNP in Games 2, 5, 9-10, 12-13... Made NFL debut in 2nd qtr. at SF (9/7), taking over for injured LG Chris Villarrial... Made first appearance as eligible tackle in goal-line situation at SEA (10/19). **GAMES PLAYED-STARTED: 10-0**

**PREVIOUS SEASON: 2002** - Split the second half of the season between Chicago's practice squad and active roster... Waived by Bears following training camp... Not with team Games 1-10... Signed to practice squad for Games 11-14... Elevated to active roster for final 2 games... Inactive at CAR (12/22) and vs. TB (12/29). **2001** - Sat out entire regular season after being waived by the N.Y. Giants following training camp.

**COLLEGE:** First player in SUNY-Brockport (1998-2000) history to earn American Football Coaches Association All-American honors, doing so following his senior year... Assumed a starting role on the O-line at the end of his freshman season and maintained that role throughout his career... Did not allow a sack of his final 3 collegiate seasons while paving the way for an offensive that averaged 177 rushing yards per game.

**PERSONAL:** Prepped at Cato-Meridian H.S. in Cato, N.Y.

### Josh Warner's Pro Stats

#### REGULAR SEASON

**GAMES PLAYED-STARTED - 10-0: 2002 (0-0); 2003 (10-0).**

### SETTING THE HOME-FIELD ADVANTAGE

With Chicago's win vs. Washington on Dec. 21, 2003, the Bears finished their first season in the new Soldier Field with a 6-2 record, posting six or more wins at home for only the fourth time in the previous 13 seasons (7 in 2001, 6 in 1996, 6 in 1991). Chicago finished its home schedule having won six of its last seven with a pair of three-game home win streaks: Oakland (10/5), Detroit (10/26) and San Diego (11/2). The three-game win streaks represented the team's longest regular-season home win streak since taking four in a row from Dec. 2, 2001, vs. Detroit through Sept. 8, 2002, vs. Minnesota (in Champaign).

## Brock Williams

**Cornerback**

**Ht: 5-10 Wt: 185**

**Born: August 11, 1979**

**College: Notre Dame**

**Bears season: 2 NFL Season: 3**

**Acquired: Waiver claim in 2003 (Oak)**

# 22



**PRO CAREER:** Reserve CB and special teams player was claimed by Chicago following 2003 training camp after being waived by Oakland...

Signed with the Raiders as a free agent during the 2003 off-season... During his first 2 NFL seasons with New England, did not see any time on the Patriots' active roster.

**CAREER TRANSACTIONS:** Entered NFL as a third-round selection (86th overall) by New England in the 2001 NFL Draft... Placed on reserve/injured on (9/10/01)... Placed on waivers (9/1/02) and signed to Patriots practice squad (9/3/02)... Released from NE practice squad (10/18/02)... Signed to Oakland practice squad (10/23/02)... Placed on waivers by the Raiders (8/26/03) and claimed by Chicago (8/27/03). **SIGNED through 2004.**

**2003 SEASON:** Made his NFL debut in his first season with Chicago, playing in 10 games after being claimed by the Bears after being placed on waivers by Oakland... Totaled 3 tackles as a reserve CB and 3 on special teams while playing in Games 3, 5-12 and 16... Inactive Games 1-2, 4, 13-14 and active but DNP in Game 15... Made Bears debut on special teams vs. GB (9/29)... Recorded first career special teams tackle at DET (11/9)... Posted 1 tackle as reserve CB and 1 tackle on special teams vs. STL (11/16)... Participated as reserve CB and registered 1 tackle on special teams.  
**GAMES PLAYED-STARTED: 10-0**

**PREVIOUS SEASONS: 2002** - Spent entire season on New England's practice squad after being released at the end of training camp. **2001** - Suffered knee injury prior to rookie training camp with the Patriots and spent his entire campaign on injured reserve.

**COLLEGE:** Finished his career at Notre Dame (1997-2000) with 92 tackles, 2 INTs and 12 PDs while typically being matched up with the opposition's top receiver during his career and 18 games as a starter... Started all 11 games at LCB as a senior and ranked 2nd among Fighting Irish DBs with 49 tackles, including 1 sack and 5 TFLs, and had 1 INT and 8 PDs... Ineligible to play as a junior... Started 8-of-11 games played as a sophomore, recording 40 tackles, 2 TFLs, 1 INT and 2 PDs while forcing 2 fumbles and recovering 1... Among only 6 freshmen to letter in '97, playing primarily on special teams in 7 games while totaling 3 tackles as a reserve CB... Majored in sociology.

**PERSONAL:** Multi-purpose prep star at Hammond (La.) H.S. recorded 102 tackles, 5 INTs and 15 PDs as a senior, earning district MVP honors as a senior, competing as a RB, CB and kickoff returner... Named to Super Southern 100 team by the *Atlanta Journal-Constitution*, adding third-team honors on the Fox Sports All-South squad... As a junior, registered 55 tackles and 5 INTs... Excelled in track in the 100-meter dash... Youngest of 6 children... Brother, John, was an All-American CB at Southern University and played in the NFL for the Ravens in 1997-98.

### Brock Williams' Pro Stats

#### REGULAR SEASON

Year	Team	Int-Yds	Tkls-Solo	FF	FR	TFL	PD	Sack-Yds	STT	G-GS
2001	New England		Injured Reserve							
2002	New England		Practice Squad							
2003	Chicago	0-0	3-2	0	0	0	0	0-0	3	10-0
<b>CAREER</b>		<b>0-0</b>	<b>3-2</b>	<b>0</b>	<b>0</b>	<b>0</b>	<b>0</b>	<b>0-0</b>	<b>3</b>	<b>10-0</b>

SIT-Special Teams Tackles



## Cameron Worrell

### Safety

**Ht:** 5-11 **Wt:** 199

**Born:** December 14, 1979

**College:** Fresno State

**Bears season:** 2 **NFL Season:** 2

**Acquired:** Undrafted free agent in 2003

# 24

**PRO CAREER:** Reserve safety made a name for himself during his rookie training camp in Chicago with his tenacious play and high-impact hits that helped make him the lone rookie free agent to be selected to the Bears roster out of 2003 training camp... Initially came to the Bears on a try-out basis for the first post-draft mini-camp of '03.

**CAREER TRANSACTIONS:** Entered NFL as an undrafted free agent, signing with Chicago (5/4/03). **SIGNED through 2005.**

**2003 SEASON:** Played 14 games as a rookie with the Bears and ranked 7th on the team with 8 special teams tackles... Inactive vs. GB (9/29) due to knee injury and at DET (11/9) due to ankle injury... Recorded 2 special teams tackles in NFL debut at SF (9/7) and saw late reserve safety duty... Recovered fumbled punt by R.W. McQuarters and notched 1 special teams tackle at SEA (10/19)... Recorded 1 special teams tackle vs. SD (11/2)... Participated as an extra DB at DEN (11/23)... Recorded 1 special teams tackle vs. ARIZ (11/30) and at GB (12/7)... Posted 2 special teams tackles vs. WASH (12/21). **GAMES PLAYED-STARTED: 14-0**

**COLLEGE:** Developed into a first-team all-WAC performer at safety as a senior in his first year as a starter... Began and ended his college career at Fresno State, but played his sophomore season at Fresno City College... Started all 14 games as a senior and led the Bulldogs with career-highs of 106 tackles and 5 INTs, including 1 returned for TD... Added 7 PDs, 4 sacks, 2 forced fumbles and 1 fumble recovery... Posted 1 INT and career-high 16 tackles vs. Rice... Played in all 14 games as a junior, recording 31 tackles with 2 sacks, 4 TFLs 2 INTs and 1 fumble recovery... Transferred to Fresno City College for a season, helping lead the Rams to a perfect regular season... Did not see any game time as a redshirt freshman for FSU in 1999... Majored in sociology.

**PERSONAL:** Two-year starter at Chowchilla (Calif.) H.S. playing both RB and safety... Earned North Sequoia League Offensive Player-of-the-Year honors as a senior... Also named to the all-section team, gaining 1,300 yards on 160 carries with 16 TDs on offense and 2 INTs on defense... Son of Dale and Polly Worrell... Has 2 siblings.

### Cameron Worrell's Pro Stats

#### REGULAR SEASON

Year	Team	Int-Yds	Tkls-Solo	FF	FR	TFL	PD	Sack-Yds	STT	G-GS
2003	Chicago	0-0	0-0	0	0	0	0	0-0	8	14-0
<b>CAREER</b>		<b>0-0</b>	<b>0-0</b>	<b>0</b>	<b>0</b>	<b>0</b>	<b>0</b>	<b>0-0</b>	<b>8</b>	<b>14-0</b>

STT-Special Teams Tackles

#### CAMERON WORRELL'S SEASON / CAREER / PLAYOFF HIGHS

	2003	Career	Playoff
Special Teams Tackles	... 2, two times	... Same as 2003	... None





## Tommie Harris

**Defensive Tackle**

**Ht: 6-3 Wt: 300**

**Born: April 29, 1983**

**College: Oklahoma**

**Acquired: 1st round (14th overall)**

# 91

**COLLEGE CAREER:** The 2003 winner of the Lombardi Award as the nation's top interior lineman was a 3-year starter at Oklahoma (2001-03), starting at defensive tackle in 37 of 38 career games played... Two-time *Associated Press* All-American first-team selection was also a 3-time consensus all-Big 12 Conference first-team choice... Finished career with 94 tackles (49 solos), 9 sacks, 33 TFLs, 4 PDs, 2 fumble recoveries and a forced fumble.

**JUNIOR:** Consensus first-team All-American... Winner of the Lombardi Award was also a finalist for the Bednarik Award (top defensive player), Nagurski Award (Defensive Player-of-the-Year) and Walter Camp Player-of-the-Year Award... The all-Big 12 Conference first-team pick started the final 13 games of the season and helped lead OU to the BCS National Championship game in the Sugar Bowl... Made 37 tackles including 19 solos, 10 TFLs and 5 sacks... Recovered a fumble with a 14-yard return vs. UCLA to set up an OU touchdown while also lining up at tight end against the Bruins. **SOPHOMORE:** Selected as a first-team All-American by the NFL Draft Report, *Associated Press*, Walter Camp and American Football Coaches Association... Picked for the second team by *The Sporting News* and CNN/SI... Consensus all-Big 12 Conference first-team member was a finalist for the Lombardi and Bednarik Awards... Battled through a nagging groin strain to post 25 tackles (13 solos), 2 sacks, 6 TFLs, 16 QB pressures, 2 PBUs and a fumble recovery while starting all 12 games. **FRESHMAN:** Named first-team All-American by *The Sporting News*... Consensus all-Big 12 Conference first-team pick and selected as Freshman Defensive Player-of-the-Year by the league's coaches and *Fort Worth Star-Telegram*... Started every game at right defensive tackle as a true freshman and earned a spot on the Big 12 Commissioner's Honor Roll... Won team awards as the top defensive newcomer and the top defensive lineman... Made his disruptive presence felt on the first play of the season as he tackled North Carolina QB Darian Durant for a 3-yard loss on a QB draw... Finished season with 32 tackles (17 solos), 2 sacks and 14 QB pressures... Established a school record for freshmen with 17 TFLs which also ranked 7th overall on the Sooners' all-time record list.

**PERSONAL:** Majored in university studies... Earned numerous All-American accolades after he posted 70 solo tackles and 9 sacks as a senior at Ellison H.S. in Killeen, Texas... Named first-team All-American by *USA Today*... Honored as a Prep Star Dream Team member and added Tom Lemming's Super Team and Super Prep's National Top 100 honors... All-American choice by Prep Star, Max Emfinger National Top 125, FoxSports.com National Top 100... Selected to play in the inaugural National High School Football All-Star Game and also attended the Nike Camp where he was selected MVP... Cousin of Detroit Lions G Stockar McDougle and Philadelphia Eagles DE Jerome McDougle... Son of Janie and Tommie Harris, Sr.

### Tommie Harris' College Stats

Year	Team	Int-Yds	Tkls-Solo	FF	FR	TFL	PD	Sack-Yds	G-GS
2001	Oklahoma	0-0	32-17	0	0	17	1	2.0-15	12-12
2002	Oklahoma	0-0	25-13	0	1	6	2	2.0-8	12-12
2003	Oklahoma	0-0	37-19	1	1	10	1	5.0-24	14-13
<b>Career</b>		<b>0-0</b>	<b>94-49</b>	<b>1</b>	<b>2</b>	<b>33</b>	<b>4</b>	<b>9.0-47</b>	<b>38-37</b>





## Tank Johnson

**Defensive Tackle**

**Ht: 6-3 Wt: 300**

**Born: December 7, 1981**

**College: Washington**

**Acquired: 2nd round (47th overall)**

# 94

**COLLEGE CAREER:** Earned second-team all-Pac 10 honors while playing both defensive end and tackle during his senior year after beginning his career at Washington (2000-03) as a tight end... Sat out freshman year and switched positions during fall camp of his sophomore season... Scored a defensive TD each year he played highlighted by his first during his sophomore season - a 38-yard INT return for a score off a Chris Simms pass in the Holiday Bowl... Started 23 of 35 games played, registering 64 tackles (43 solos), 15 sacks, 29 TFLs, 2 PBUs, 2 forced fumbles, 1 fumble recovery and 1 INT.

**SENIOR:** Named an all-Pac 10 Conference second-team selection... Started every game, lining up at DT for 8 contests and DE for 4 games... Established career-highs with 35 tackles, 18.5 TFLs and 10 sacks, the third-highest single-season sack total in school history... His 18.5 stops behind the line of scrimmage rank eighth on the school's all-time single-season chart... Posted 2 sacks on Ohio State QB Craig Krenzel and made 4 tackles against the Buckeyes... Credited with 2 sacks and recovered a fumble in the end zone for a TD vs. Idaho. **JUNIOR:** Played in 13 games, including 11 starts at DT, posting 25 tackles, 5 sacks, 9.5 TFLs, 1 INT, 1 PBU and 1 forced fumble... Intercepted a pass in the end zone vs. San Jose State for a TD... Notched 3 tackles and 2 sacks against Washington State including one that knocked QB Jason Gessar out of the game. **SOPHOMORE:** Appeared in 11 games, including the Holiday Bowl, as a defensive reserve after moving from TE to DT during fall camp... Recorded 4 tackles including 1 for a 3-yard loss. **FRESHMAN:** Did not play as a partial qualifier.

**PERSONAL:** Majored in sociology... Two-time all-city and all-region performer at McClintock H.S. in Tempe, AZ... Attended same high school as Bears teammate John Tait... Selected to the *Tacoma News-Tribune* "Western 100"... Collected 21 receptions for 211 yards and 4 TDs as a TE and posted 47 tackles with 3 sacks and 3 forced fumbles in senior season... Super Prep All-American and its 13th-rated TE on its national list... Outstanding prep volleyball player turned down Division I scholarship offers after being named to the all-state, all-region and all-city teams... First name is Terry but prefers to go by nickname Tank... Son of Natalie and Terry Johnson.

### Tank Johnson's College Stats

Year	Team	Int-Yds	Tkls-Solo	FF	FR	TFL	PD	Sack-Yds	G-GS
2001	Washington	0-0	4-2	0	0	1	0	0-0	10-0
2002	Washington	1-0	25-16	1	0	9.5	1	5.0-40	13-11
2003	Washington	0-0	35-25	1	1	18.5	1	10.0-80	12-12
<b>Career</b>		<b>1-0</b>	<b>64-43</b>	<b>2</b>	<b>1</b>	<b>29</b>	<b>2</b>	<b>15-120</b>	<b>35-23</b>

### BEARS 2004 DRAFT PICKS

Rd	Pick	Draftee	Pos	Ht	Wt	Born	College
1	14	Tommie Harris	DT	6-3	300	4-29-83	Oklahoma
2	47	Tank Johnson	DT	6-3	300	12-7-81	Washington
3	78	Bernard Berrian	WR	6-1	185	12-27-80	Fresno State
4	110	Leon Vasher	CB	5-10	180	11-17-81	Texas
4	112	Leon Joe	LB	6-1	235	10-26-81	Maryland
5	147	Claude Harriott	DE	6-4	260	4-8-81	Pittsburgh
5	148	Craig Krenzel	QB	6-4	228	7-1-81	Ohio State
7	215	Alfonso Marshall	CB	6-0	188	1-17-81	Miami



## Bernard Berrian

**Wide Receiver**

**Ht: 6-1 Wt: 185**

**Born: December 27, 1980**

**College: Fresno State**

**Acquired: 3rd round (78th overall)**

# 80

**COLLEGE CAREER:** Three-year starter at Fresno State (1999-2003) who concluded his career with his name tattooed into the school record books... Caught 199 passes for 2,849 yards and 25 TDs while starting 40 of 49 games with the Bulldogs... Ranks 2nd at FSU in career receptions, 5th in career yards and tied for 1st in TD catches... Returned 68 kickoffs for 1,571 yards with a TD and added 1,144 yards on 99 punt returns with 3 TDs... Tied for 1st in school history for career KR's, 3rd all-time in KR yards and holds school record for PRs and PR yards... His 5,828 career all-purpose yards are a Fresno State record and rank 4th on the WAC's career-record list.

**SENIOR:** Chosen as a third-team All-American as an all-purpose back by The NFL Draft Report... Named to the all-WAC first team averaging 135.6 all-purpose yards per game while starting every game at flanker... Led the Bulldogs with 63 catches for 668 yards and 4 TDs... Returned 26 kickoffs for 631 yards and gained 429 yards on 42 punt returns... Tallied 1,899 all-purpose yards, third-most in school history... Hauled in a career-high 13 passes for 122 yards and returned 4 punts for 72 yards including a 68-yarder for a score against Boise State. **REDSHIRT:** Candidate for Biletnikoff Award as nation's top WR was tabbed a Playboy preseason All-American... Suffered season-ending knee injury in the season opener vs. Wisconsin ... Gained another year of eligibility with a medical hardship. **JUNIOR:** Honored as first-team All-America selection as an all-purpose back by The NFL Draft Report and the American Football Coaches Association... Named to the all-WAC first-team as a receiver and returner after he set a conference season-record with 2,776 all-purpose yards, breaking LaDarian Tomlinson's mark of 2,198 yards... Caught 85 passes for 1,364 yards and 13 TDs... Tallied 765 yards on 32 kickoff returns with 1 TD and returned 41 punts for 556 yards and 1 TD... Amassed 300 all-purpose yards at Wisconsin, catching 8 passes for 102 yards and rushing twice for 16 yards, gained 39 yards on 2 punt returns and totaled 153 yards on 4 KR's, including a 96-yard TD... Posted school record 347 all-purpose yards against Nevada. **SOPHOMORE:** Earned second-team all-WAC honors while starting every game, catching 43 passes for 705 yards and 6 TDs... Returned 10 kickoffs for 175 yards and 15 punts for 158 yards and 1 TD. **FRESHMAN:** Played in 9 games as a reserve WR, totaling 58 yards and 1 TD on 6 receptions.

**PERSONAL:** Majored in communications... Snagged 53 passes for 1,276 yards and 16 TDs as a senior to help lead Atwater (Calif.) H.S. to a 13-1 record... Chosen as the *Modesto Bee* Player-of-the-Year in 1998... Named to the *Merced Sun-Star* All-Area team and was also a member of the *Modesto Bee's* All-District team... Cal High all-Northern California team member... Brother, Tony, ran track for Arizona State... Son of Sallie and Joseph Berrian.

### Bernard Berrian's College Stats

Year	Team	Receiving					Rushing					G-GS
		Rec	Yds	Avg	Lg	TD	Rush	Yds	Avg	Lg	TD	
1999	Fresno State	6	58	9.7	26	1	0	0	--	--	0	9-0
2000	Fresno State	43	705	16.4	71	6	1	2	2.0	2	0	11-11
2001	Fresno State	85	1,364	16.0	70	13	7	91	13.0	73	0	14-14
2002	Fresno State	2	54	27.0	54	1	0	0	--	--	0	1-1
2003	Fresno State	63	668	10.6	50	4	13	171	13.2	52	2	14-14
<b>Career</b>		<b>199</b>	<b>2,849</b>	<b>14.3</b>	<b>71</b>	<b>25</b>	<b>21</b>	<b>264</b>	<b>12.6</b>	<b>73</b>	<b>2</b>	<b>49-40</b>
Year	Team	Receiving					Rushing					
		PR	Yds	Avg	Lg	TD	KR	Yds	Avg	Lg	TD	
2000	Fresno State	15	158	10.5	88	1	10	175	17.5	27	0	
2001	Fresno State	41	556	14.2	70	1	32	765	24.7	96	1	
2002	Fresno State	1	1	1.0	1	0	0	0	--	--	0	
2003	Fresno State	42	429	10.2	68	1	26	631	24.3	48	0	
<b>Career</b>		<b>99</b>	<b>1,144</b>	<b>11.6</b>	<b>88</b>	<b>3</b>	<b>68</b>	<b>1,571</b>	<b>23.1</b>	<b>96</b>	<b>1</b>	



## Nathan Vasher

**Cornerback**

**Ht:** 5-10 **Wt:** 180

**Born:** November 17, 1981

**College:** Texas

**Acquired:** 4th round (110th overall)

# 31

**COLLEGE CAREER:** Three-year starter at Texas (2000-03) who started his sophomore year at SS and his junior and senior seasons at CB... Started 38 of 47 contests during his career and was an All-American punt returner in 2001... Totaled 152 tackles (117 solos), 15 TFLs and 2 sacks... Set the school career-record with 64 PBUs, breaking Quentin Jammer's old mark of 57, and tied the all-time school record of 17 INTs... Returned 94 punts for 1,314 yards and 2 TDs in his career, shattering the previous school record (Eric Metcalf, 1,076 yds.)... His 1,314 punt return yards rank 3rd in Big 12 history.

**SENIOR:** Garnered all-Big 12 first-team accolades after starting every game at weak-side CB... Tallied 43 tackles with 6 TFLs... Set a school season-record with 26 PBUs, topping Quentin Jammer's previous mark of 24... Added 6 INTs and forced a fumble... Posted 364 yards on 28 punt returns...


**JUNIOR:** Named a second-team All-American by CNN/SI... Selected to the all-Big 12 second team as a CB and to the third team as a punt returner... Started 10 of 11 games at CB, recording 33 tackles, 4 TFLs and 1 sack... Posted 15 PBUs, 4 INTs and recovered a fumble... Returned 26 punts for 370 yards and 1 TD. **SOPHOMORE:** Third-team All-American selection by *The Sporting News*... Chosen as a first-team all-Big 12 performer by the *Fort Worth Star-Telegram* and picked for the second team by the league's coaches... Selected winner of the team's Joseph W. Moore Award (for tenacity) after starting every game at SS and establishing career-highs with 56 tackles and 7 INTs, tying the single-season school record... Added 18 PBUs and 1 fumble recovery... Broke single-season school PR record with 554 yards on 37 punt returns and set a single-game school record with 173 yards on 7 punt returns... Posted a career-high 12 tackles and notched 1 INT vs. Colorado in the Big 12 Championship. **FRESHMAN:** Played in 11 games, starting 3 as the nickel-back, and made 20 tackles with 3 TFLs and 1 sack, plus 5 PBUs and 1 forced fumble... Returned 3 punts for 26 yards.

**PERSONAL:** Majored in liberal arts... Played both WR and CB at Texas H.S. in Texarkana, Texas... Named first-team Texas 4A All-State on both offense and defense as a senior by the Texas Sportswriters Association and was a 1999 first-team all-state selection at CB by the *Associated Press*... Registered 106 tackles, 6 INTs, 2 sacks and forced 3 fumbles in 1999 while catching 52 passes for 837 yards and 12 TDs... Lettered 3 seasons in basketball and track... Honor roll student in high school... Nicknamed "ESPN3"... Born Nathanael DeWayne Vasher in Wichita Falls, Texas... Mother is Monica.

### Nathan Vasher's College Stats

Year	Team	Int-Yds	Tkls-Solo	FF	FR	TFL	PD	Sack-Yds	G-GS
2000	Texas	0-0	20-17	1	0	3	5	1-7	11-3
2001	Texas	7-17	56-41	0	1	2	18	0-0	12-12
2002	Texas	4-3	33-24	0	1	4	15	1-2	11-10
2003	Texas	6-12	43-35	1	0	6	26	0-0	13-13
<b>Career</b>		<b>17-32</b>	<b>152-117</b>	<b>2</b>	<b>2</b>	<b>15</b>	<b>64</b>	<b>2-9</b>	<b>47-38</b>

Year	Team	PR	Yds	Avg	Lg	TD	KR	Yds	Avg	Lg	TD
2000	Texas	3	26	8.7	13	0	0	0	--	--	0
2001	Texas	37	554	15.0	60	1	1	19	19.0	19	0
2002	Texas	26	370	14.2	60	1	1	39	39.0	39	0
2003	Texas	28	364	13.0	60	0	0	0	--	--	0
<b>Career</b>		<b>94</b>	<b>1,314</b>	<b>14.0</b>	<b>60</b>	<b>2</b>	<b>2</b>	<b>58</b>	<b>29.0</b>	<b>39</b>	<b>0</b>



## Leon Joe

**Linebacker**

**Ht: 6-1 Wt: 235**

**Born: October 26, 1981**

**College: Maryland**

# 53

**Acquired: 4th round (112th overall)**

**COLLEGE CAREER:** Three-year starter at Maryland (1999-2003) who started the last 37 games he appeared in... Totaled 322 tackles (200 solos), 22.5 TFLs and 3 sacks... Added 2 INTs, 5 PBUs, 1 fumble recovery and 1 forced fumble.

**SENIOR:** Selected as an honorable mention All-American by *Street & Smith's* magazine and was an all-ACC second-team choice by The NFL Draft Report... Starting WLB was second on the team with a career-high 112 tackles... Recorded 5.5 TFLs, 1 sack, 1 INT, 1 PBU and forced 1 fumble... Established career-high with 14 tackles against Northern Illinois and tied that performance with 14 stops vs. Georgia Tech. **JUNIOR:** Finished season second on the team with 103 tackles while starting all 13 games... Added 9 TFLs, 3 PBUs and 1 INT... Registered season-high 12 tackles and vs. Florida State. **SOPHOMORE:** Started all 11 games at WLB and posted 76 tackles, 8 TFLs and 1 sack... Added 1 INT and 1 PBU. **FRESHMAN:** Appeared in 11 games as a reserve LB... Recorded 31 tackles and a fumble recovery that he returned 55 yards for a TD. **REDSHIRT:** Redshirted as a freshman.

**PERSONAL:** Majored in criminal justice... Played both outside and inside linebacker as well as FB at Friendly H.S. in Fort Washington, Md... All-region selection by Super Prep and Prep Star after recording 165 tackles (88 solos) and 10 sacks in senior season... Scored 4 TDs as a FB, including a 95-yarder in the state semifinals... Capped off prep career by leading team to the 3A state championship, the county's first state title in 10 years... Born Leon Maurice Joe to Leslie Bishop-Joe and Clarence Joe.

### Leon Joe's College Stats

Year	Team	Int-Yds	Tkls-Solo	FF	FR	TFL	PD	Sack-Yds	G-GS
2000	Maryland	0-0	31-17	0	1	0	0	0-0	11-00
2001	Maryland	1-8	76-40	0	0	8	1	1-7	11-11
2002	Maryland	0-0	103-74	0	0	9	3	1-8	13-13
2003	Maryland	1-23	112-69	1	0	5.5	1	1-8	13-13
Career		2-31	322-200	1	1	22.5	5	3-23	48-37

### TOP UNIVERSITIES

Chicago selected eight players in the 2004 draft, bringing the teams draft total to 1,223 players from 250 schools since the draft began in 1936. Notre Dame has been the Bears favorite source of talent followed by Ohio State and Texas. Florida moves into the top 15 after Chicago selected four Gators in the 2003 NFL Draft. Below is a list of the top schools for Chicago picks.

- |                             |                         |
|-----------------------------|-------------------------|
| 1. Notre Dame . . . . .41   | 9. Arkansas . . . . .18 |
| 2. Ohio State . . . . .29   | Tennessee . . . . .18   |
| 3. Texas . . . . .25        | USC . . . . .18         |
| 4. Stanford . . . . .23     | Wake Forest . . . . .18 |
| 5. Oklahoma . . . . .22     | 13. Baylor . . . . .17  |
| 6. Northwestern . . . . .21 | Florida . . . . .17     |
| 7. Illinois . . . . .19     | Wisconsin . . . . .17   |
| Michigan . . . . .19        |                         |



## Claude Harriott

**Defensive End**

**Ht:** 6-4 **Wt:** 260

**Born:** April 8, 1981

**College:** Pittsburgh

# 72

**Acquired:** 5th round (147th overall)

**COLLEGE CAREER:** Two-year starter as a DE at Pittsburgh (1999-2003) was highlighted by an all-Big East Conference selection as a junior...

Spent his final 2 years starting at strong-side DE after playing behind current Bears teammate Bryan Knight... Started 25 of his last 26 games while appearing in a total of 47 contests for the Panthers... Totaled 154 tackles (94 solos), 13.5 sacks and 37 TFLs.

**SENIOR:** Started 12 of 13 games at strong-side DE despite being hampered by an ankle injury for most of the season... Finished with 35 tackles, 7 TFLs, 2 sacks and 6 PBUs to go with 1 forced fumble and a partially blocked punt. **JUNIOR:** Enjoyed a solid season as he started every game at strong-side DE and was named to the all-Big East first team... Chosen as Pittsburgh's Most Valuable Defensive Lineman after leading the team with 21 TFLs, 9.5 sacks and 7 forced fumbles... Also placed on the all-Eastern College Athletic Conference (ECAC) first team... Added 78 tackles, 4 PBUs and 1 fumble recovery... Forced 2 fumbles and registered 3 sacks against Virginia Tech... Earned Defensive MVP honors in the Insight.com Bowl after he totaled 7 tackles, 2 sacks and helped lead a defense that held Oregon State RB Steven Jackson to just 34 yards on 19 carries. **SOPHOMORE:** Played in 10 games at strong-side DE behind Bryan Knight, an all-Big East selection, posting 19 tackles with 7 TFLs and 1 sack. **FRESHMAN:** Appeared in every game as a reserve DE, finishing with 22 tackles, 2 TFLs and 1 sack. **REDSHIRT:** Redshirted as a freshman.

**PERSONAL:** Majored in communications and rhetoric... Selected as the Palm Beach County Defensive Player-of-the-Year for all divisions following his senior season at Glades Central in Belle Glade, Fla.... Named first-team all-area, all-district and all-county and second-team all-Florida... Posted 100 tackles as a senior including 12 sacks... Added 4 blocked punts, returning one for a TD... Helped lead prep team to the state 4A championship game in each of his last 2 seasons, winning the title in 1998... Also lettered 3 times in track, twice in basketball and once in wrestling... Member of the National Honor Society, Honor Roll, Citizen's Award and perfect attendance award recipient... Born Claude Desmond Harriott to Cecelia and Desmond Hilliard.

### Claude Harriott's College Stats

Year	Team	Int-Yds	Tkls-Solo	FF	FR	TFL	PD	Sack-Yds	G-GS
2000	Pittsburgh	0-0	22-10	0	0	2	0	1-8	11-0
2001	Pittsburgh	0-0	19-11	1	0	7	0	1-9	10-0
2002	Pittsburgh	0-0	78-50	7	1	21	4	9.5-78	13-13
2003	Pittsburgh	0-0	35-23	1	0	7	6	2-11	13-12
<b>Career</b>		<b>0-0</b>	<b>154-94</b>	<b>9</b>	<b>1</b>	<b>37</b>	<b>10</b>	<b>13.5-106</b>	<b>47-25</b>

### FAMILIAR OPENING-DAY FOE

The Bears kick off the 2004 season and Lovie Smith's head-coaching career against the Lions, the eighth time in franchise history that Chicago will open the season against Detroit. The home team has been victorious in each of the previous seven season-opening meetings between the two teams, with the Bears holding a 4-3 edge. Chicago won the last such game, 27-24, on Sept. 6, 1992 with Detroit winning the previous time, 17-10 on Sept. 12, 1982. Chicago traditionally has opened the season with division rival Green Bay, facing the Packers 29 times (16-11-2) with Detroit ranking second.

Harriott



## Craig Krenzel

**Quarterback**

**Ht: 6-4 Wt: 228**

**Born: July 1, 1981**

**College: Ohio State**

**Acquired: 5th round (148th overall)**

# 10

**COLLEGE CAREER:** Two-year starter at Ohio State (1999-2003) led the Buckeyes to a 14-0 record and the national championship in 2002... Finished career connecting on 329-of-579 passes for 4,493 yards with 28 TDs and 21 INTs in 35 games... Boasted a 24-3 record as a starter and amassed 5,097 yards in total offense, ninth-best total in school history... In his first collegiate start, directed Ohio State to its first win at Michigan since 1987.

**SENIOR:** Honored as a CoSIDA Academic All-American... Chosen for the National Football Foundation and Hall of Fame post-graduate scholarship... Winner of the Draddy Award (academic Heisman)... Received Socrates Award for the second consecutive year... Earned Academic all-Big Ten honors and Ohio State Academic Achievement Award honors for the third time... Recipient of OSU Academic Achievement Award for the 11th time and made the school's Dean's List for the sixth time... Started 11 contests and threw for 2,040 yards after completing 153-of-278 tosses with 15 TDs and 10 INTs... Named Big Ten Player-of-the-Week after connecting on 26-of-36 passes for a career-high 273 yards and 4 TDs vs. NC State... Finished his career by being named the Fiesta Bowl MVP for the second-straight year after he hit on 11-of-24 passes for 189 yards with 4 TDs. **JUNIOR:** Selected to the Big Ten Conference All-Academic team and was a second-team Academic All-American... Recipient of the Socrates Award, presented by *The Sporting News* in conjunction with the March of Dimes, as a student-athlete who has excelled in both academics and athletics... Named team co-MVP after starting every game and directing Ohio State to the national championship... Connected on 148-of-249 passes for 2,110 and 12 TDs... Became first Buckeyes QB since Cornelius Greene (1974-75) to beat Michigan in consecutive years... Named MVP of the Fiesta Bowl as he hit on 7-of-21 passes for 122 yards and rushed 19 times for 81 yards against Miami in the BCS national championship game. **SOPHOMORE:** Played in 3 games, starting at Michigan and vs. South Carolina in the Outback Bowl... In his first collegiate start, connected on 11-of-18 passes for 118 yards at Michigan... Totaled 23-of-43 passes for 286 yards with 1 TD and 3 INTs on the season. **FRESHMAN:** Completed 5-of-9 passes for 57 yards over the course of 7 games. **REDSHIRT:** Redshirted as a freshman.

**PERSONAL:** Majored in Molecular Genetics, earning national, conference and school academic honors... Named an honorable mention All-American by *USA Today* after completing 60 percent of his passes for 1,760 yards and 20 TDs as a senior at Henry Ford II H.S. in Sterling Heights, Mich.... Older brother, Brian, played football at Duke and is now in medical school at Louisville... Would like to attend medical school after his NFL career is over... Son of Allen and Debbie Krenzel.

### Craig Krenzel's College Stats

Year	Team	Att	Cmp	Yds	Pct	Lg	TD	Int	Rate	Rush	Yds	Avg	Lg	TD	G-GS
2000	Ohio St.	9	5	57	55.6	16	0	1	86.53	5	-11	-2.2	5	0	7-0
2001	Ohio St.	43	23	286	53.5	35	1	3	103.08	12	-8	-0.7	7	0	3-2
2002	Ohio St.	249	148	2,110	59.4	57	12	7	140.90	125	368	2.9	29	3	14-14
2003	Ohio St.	278	153	2,040	55.0	60	15	10	127.29	109	255	2.3	23	3	11-11
<b>Career</b>		<b>579</b>	<b>329</b>	<b>4,493</b>	<b>56.8</b>	<b>60</b>	<b>28</b>	<b>21</b>	<b>130.71</b>	<b>251</b>	<b>604</b>	<b>2.4</b>	<b>29</b>	<b>6</b>	<b>35-27</b>



## Alfonso Marshall

**Cornerback**

**Ht: 6-0 Wt: 188**

**Born: January 17, 1981**

**College: Miami**

# 39

**Acquired: 7th round (215th overall)**

**COLLEGE CAREER:** Four-year letterman at Miami (2000-03) where he earned a starting spot at cornerback his senior season... Valuable member of the Hurricanes' nickel and dime coverage units as well as on punt protection and punt and kickoff coverage... Started 15 of the 45 games he appeared in and totaled 84 tackles (56 solos), 2 TFLs, 3 INTs, 19 PBUs and recovered a fumble.

**SENIOR:** Took advantage of his new starting role and registered a career-high 29 tackles (25 solos) with 1 TFL... Started 12 of the 13 games he appeared in and added 2 INTs and 9 PBUs... Sealed victory over Florida with an INT in the waning seconds... Established a career-high with 6 solo tackles in win over Rutgers. **JUNIOR:** Became mainstay in Miami's secondary when it went to nickel and dime coverage packages... Played in 13 contests, starting 3, and finished with 20 tackles (10 solos)... Added 6 PBUs, 1 INT and recovered a fumble. **SOPHOMORE:** Earned more playing time in nickel and dime packages and played in 10 games... Notched 26 tackles (17 solos) with 1 TFL and 2 PBUs. **FRESHMAN:** One of a select few true freshman to earn playing time... Appeared in 9 games and recorded 9 tackles (4 solos) and 2 PBUs.

**PERSONAL:** Majored in criminology... Helped lead Clewiston (Fla.) High to the district title in his senior season... Named first-team all-state as a defensive back after posting 75 tackles, 3 INTs, causing 2 fumbles and recovering another... Also started at wide receiver in a run-oriented offense and collected 15 passes for 330 yards and 4 scores... Chosen as the all-conference MVP on defense and also played for Team Florida in the 2000 Florida/Georgia All-Star game... Won the 200 and 400 meter dashes as well as the 4x400 meter relay at the state meet... born Alfonso Lanard Marshall to Cynthia and Willie Marshall.

### Alfonso Marshall's College Stats

Year	Team	Int-Yds	Tkls-Solo	FF	FR	TFL	PD	Sack-Yds	G-GS
2000	Miami	0-0	9-4	0	0	0	2	0-0	9-0
2001	Miami	0-0	26-17	0	0	1	2	0-0	10-0
2002	Miami	1-34	20-10	0	1	0	6	0-0	13-3
2003	Miami	2-5	29-25	0	0	1	9	0-0	13-12
<b>Career</b>		<b>3-39</b>	<b>84-56</b>	<b>0</b>	<b>1</b>	<b>2</b>	<b>19</b>	<b>0-0</b>	<b>45-15</b>

### 2004 BEARS SCHEDULE

Chicago may face its toughest stretch of the schedule right out of the gates in 2004 as two of its first four opponents were division champions in 2003 while three of those teams posted winning records. For the second consecutive season the Bears will play half of their overall games against teams which posted a .500 or better record the previous year. Chicago faces Green Bay and Minnesota twice, Philadelphia, Tennessee, Indianapolis and Dallas in 2004 -- five of which were playoff teams in 2003. The Bears have six games against teams that won at least 10 games in 2003, but another six games against teams that won five or fewer. The combined 2003 records of the first four opponents on Chicago's 2004 schedule (36-28 by Detroit, Green Bay, Minnesota and Philadelphia) is topped only by the combined 2003 records of their opponents in Games 9-12 (43-21 by Tennessee, Indianapolis, Dallas and Minnesota).

Marshall

# The Players

## Players with Pro Experience



**68** **BRYAN ANDERSON**  
 Ht: 6-4

Guard  
 Wt: 330

Pittsburgh  
 Born: March 30, 1980

**PRO CAREER:** Solid prospect for Chicago at both guard positions after a full season of development on the team's practice squad... Spent 16 of the 17 weeks of his rookie season on Chicago's practice squad after being released in the final roster cut-down. **CAREER TRANSACTIONS:** Entered NFL as a seventh-round selection (261st overall) by Chicago in the 2003 NFL Draft... Signed contract with the Bears (7/9/03)... Released following training camp (8/31/03) and re-signed to team's practice squad (9/1/03)... Elevated to active roster on (12/23/03). **SIGNED through 2005.** **2003 SEASON:** Spent the first 15 games on Chicago's practice squad... Elevated to active roster just prior to being listed as inactive at KC (12/28). **GAMES PLAYED-STARTED: 0-0.** **COLLEGE:** Four-year starter at right guard for Pittsburgh (1998-2002), starting 47 of 48 games played... Garnered all-Big East Conference honors as a senior and freshman All-America honors as a redshirt freshman... Offense averaged over 300 total yards per game during his 4-year career... His first and only missed start came in his sophomore season vs. Penn State... Majored in justice studies. **PERSONAL:** Earned 3 letters at John Bartram H.S. in Philadelphia, Pa. received All-American status as a senior... First team all-state, all-Public League, 3-time all-city and selected to play in the Big-33 Football Classic... The 17th-ranked prospect in Pennsylvania by Super Prep... Did not play football until sophomore year... Also earned 2 letters in baseball... Honor Roll student as member of the National Honor Society... Listed in Who's Who Among American High School Students... Born Bryan Michael Anderson to Patricia and Joseph Anderson.



**49** **MARK ANELLI**  
 Ht: 6-3

Tight End  
 Wt: 245

Wisconsin  
 Born: June 5, 1979

**PRO CAREER:** Chicagoland native and reserve TE prospect has seen limited action in 2 professional seasons, primarily spent with San Francisco... Signed to Chicago's practice squad for the last week of the 2003 season. **CAREER TRANSACTIONS:** Entered NFL as a sixth-round selection (201st overall) by San Francisco in the 2002 NFL Draft... Placed on waivers (9/24/02) and signed to practice squad (9/30/02)... Elevated to active roster (10/27/02)... Put on waivers (11/25/02) and signed to practice squad (11/26/02)... Waived/injured on (8/15/03) and placed on injured reserve (8/18/03)... Waived from reserve/injured (10/21/03)... Signed as a free agent with Chicago (12/24/03)... Signed to Bears reserve/futures list (12/30/03). **SIGNED through 2005.** **2003 SEASON:** Opened regular season on 49ers injured reserve list before being waived and finishing the season on Chicago's practice squad. **GAMES PLAYED-STARTED: 0-0.** **PREVIOUS SEASON: 2002 -** Split rookie season between San Francisco's active roster and practice squad, playing in 2 games... Inactive for Games 1-3... Waived after Game 3 and signed to practice squad before Game 5... Elevated to active roster prior to Game 7 and active but DNP in Games 7-8... Made NFL debut as reserve TE vs. KC (11/10)... Participated on special teams at SD (11/17)... Waived after Game 11 and finished season on the practice squad. **COLLEGE:** Concluded 5-year career at Wisconsin (1997-2001) with 48 receptions for 481 yards (10.0 avg.) and 3 TDs... Selected as first-team all-Big Ten by the league's coaches as a senior with a career-high 35 receptions for 357 and 3 TDs after becoming a starter... Started 8 games as a junior, catching 10 passes for 78 yards and adding 4 kickoff returns for 35 yards and 2 special teams tackles... Started 2-of-9 games played as a sophomore, catching 3 passes for 46 yards... Appeared in 4 games as a redshirt freshman and recorded 1 special teams tackle. **PERSONAL:** All-area and honorable mention all-state selection as a senior at Addison Trail (Ill.) H.S. while living in nearby Melrose Park... Had 33 catches for 440 yards and 75 tackles while playing on both sides of the ball as a senior... All-conference and all-area pick in baseball and basketball... As a 7-year old boy, appeared in a Fruit Roll-Ups commercial with his youth soccer team.





**16 BROOKS BARNARD** Punter Maryland  
 Ht: 6-3 Wt: 200 Born: December 27, 1980

**PRO CAREER:** Second-year punting prospect gained experience with Rhein Fire during the 2004 NFL Europe season after splitting time between Chicago and New England as a rookie... Made his NFL debut with the Patriots in 2003. **CAREER TRANSACTIONS:** Entered NFL as an undrafted free agent, signing with Chicago (4/29/03)... Released (8/24/03)... Signed as a free agent with New England (12/3/03)... Waived (12/12/03) and re-joined Bears (12/15/03)... Re-signed with Chicago (12/30/03) and allocated to NFL Europe (2/18/04). **SIGNED through 2005. 2003 SEASON:** Began and ended rookie season with Chicago, but punted in 1 game for New England... Led Bears in punting in the preseason (43.4-yard gross average on 11 punts with long of 62), but was waived near the end of camp... Made NFL debut with the Patriots, placing 4-of-10 punts in-the-20 vs. MIA (12/7) and totaling 365 yards in a heavy snow; first career punt pinned the Dolphins at their own 7-yard line... Waived by New England after Game 13... Re-signed with Chicago after Game 14 and was inactive for Games 15-16. **GAMES PLAYED-STARTED: 1-0. COLLEGE:** Two-time first-team all-ACC punter who left Maryland (1999-2002) as the school's leader in career (43.7), single-season (44.7 in 2000) and single-game (53.8) gross punting average... Finished career as fourth-leading punter in ACC history... Semifinalist for Ray Guy Award as a sophomore and junior, ranked in the top-12 nationally in punting in each of his final 3 years with the Terrapins... Owns 6 of the 12 best single-game punting efforts in UM history... Started all but 1 game with the Terps, handling kickoff duties at times as a senior and serving as the team's holder his last 2 years... Punted in all 14 games as a senior, being named all-ACC while leading the ACC and finishing 12th in the nation in punting with a 43.2-yard gross... Punted in all 11 games as a junior, plus the Orange Bowl, earning all-ACC and ACC All-Academic honors and ranking 7th in the NCAA in punting (44.5) with 17 punts in-the-20... As a sophomore, punted in all 11 games and ranked 4th nationally with a school-record 44.7-yard gross and recording 13 punts of at least 50 yards, including a career-long of 85-yards... Took over punting duties a few games into his redshirt freshman season, punting in 8 games and ranking 34th nationally with a 42.1-yard gross... Transferred to UM after spending a semester at Oklahoma pursuing a meteorology degree... Majored in kinesiology. **PERSONAL:** Four-year letter winner at Broadneck H.S. (Arnold, Md.), set all school records for kicking and punting... Four-year all-county selection and all-state as a junior and senior... Active in Fellowship of Christian Athletes... Named after former Orioles 3B Brooks Robinson, Brooks Alexander Barnard is the son of Karen and John Barnard.



**13 AARON BOONE** Wide Receiver Kentucky  
 Ht: 6-2 Wt: 205 Born: January 13, 1978

**PRO CAREER:** Reserve WR gained on-field experience during the off-season playing for the Berlin Thunder of NFL Europe... Signed with Chicago following the 2003 regular season after sitting out the entire campaign after being waived by Dallas. **CAREER TRANSACTIONS:** Entered NFL as an undrafted free agent, signing with Dallas (5/2/03)... Put on waivers (8/23/03)... Signed as a free agent with Chicago (12/30/03) and placed on reserve/futures list... Allocated to Berlin of NFL Europe (2/18/04). **SIGNED through 2005. COLLEGE:** Played his final 2 seasons at Kentucky (2001-02) after transferring from Snow Junior College in Ephraim, Utah... Tallied 16 TDs at UK and finished his career ranked 3rd in Wildcat history for career receiving TDs... Started 7 games as a senior and led the squad with 41 receptions for 706 yards and 10 TDs... Played in every game his junior year, starting 1, and collected 268 yards on 18 catches and 6 TDs... Earned All-America accolades at Snow College in 2000 where as a sophomore he caught 81 passes for 1,505 yards and 19 TDs... Selected as MVP of the Dairy Bowl in his sophomore season... Recorded 33 receptions for 645 yards and 6 TDs in his first season as a WR... Enrolled at Snow College and redshirted as a freshman QB before originally spending 2 years on a church mission in Peru. **PERSONAL:** An all-state athlete in football, baseball and basketball at Millard Fillmore H.S. in Fillmore, Utah, Boone quarterbacked his team to a 10-2 record and the Utah Class AA state championship his senior season... Fluent in Spanish, speaks Chinese and spent 6 weeks in China while in junior college... His father, Coley, played college football at Brigham Young, his sister, Amy, played basketball and volleyball at George Mason and his brothers, Jason and Jesse, currently play football at Utah.

# The Players

## Players with Pro Experience



**15** **ANDRE FORDE**  
Ht: 5-10

Wide Receiver  
Wt: 207

Buffalo  
Born: October 29, 1980

**PRO CAREER:** Reserve WR gained experience as a member of NFL Europe's Amsterdam Admirals during the off-season... Sat out the entire 2003 campaign as a waived free agent before re-signing with Chicago after the season. **CAREER TRANSACTIONS:** Entered NFL as an undrafted free agent, signing with Indianapolis (5/5/03)... Waived by the Colts (7/25/03)... Signed with Chicago (7/28/03) and waived (8/20/03)... Re-signed with the Bears (12/30/03) and placed on reserve/futures list... Allocated to NFL Europe (2/18/04). **SIGNED through 2005. COLLEGE:** Finished 4-year career at Buffalo (1999-2002) with 125 receptions for 1,775 yards and 14 TDs... Tabbed team MVP following his senior year in which he set the school record for most all-purpose yards in a single-season with 1,556 yards... Holds school record for most career kickoff returns (75) and most career kickoff return yards (1,505)... Recorded the second-most prolific receiving game in school history when he caught 12 passes for 202 yards at Ohio... Played 7 games as a junior and was the team's leading receiver and punt returner when he suffered a season-ending broken collarbone... Led the Bulls with 36 receptions for 590 yards and 6 TDs as a sophomore... Snagged 12 passes for 148 yards and 2 TDs as a true freshman in 1999. **PERSONAL:** Named honorable mention All-American by *USA Today* and was a member of the New York State Golden 50 squad following senior season... Second-team all-state performer from Penfield H.S. where he was a 3-year letterman and set school records for rushing yardage, TDs, points and rushing attempts in his career.



**17** **JIMMY FRYZEL**  
Ht: 5-11

Wide Receiver  
Wt: 195

Central Florida  
Born: April 21, 1981

**PRO CAREER:** Reserve WR spent time with 4 NFL squads during his rookie season and re-signed with the Bears early in the off-season after spending 10 days on Chicago's practice squad during the 2003 season. **CAREER TRANSACTIONS:** Entered NFL as an undrafted free agent, signing with Miami (5/5/03)... Waived by the Dolphins (8/25/03)... Signed with Atlanta's practice squad (9/9/03), was waived (9/23/03)... Signed with Chicago's practice squad (11/4/03), was waived (11/14/03)... Signed with Tennessee's practice squad (12/18/03)... Re-signed with the Bears as a free agent (2/24/04). **2003 SEASON:** Finished his rookie season on Tennessee's practice squad after similar opportunities with Atlanta and Chicago earlier in the year... Played in 3 preseason games with Miami, catching 1 pass for 16 yards at TB (8/8), before being waived. **GAMES PLAYED-STARTED:** 0-0. **COLLEGE:** Played in 43 contests during his 4-year career at Central Florida (1999-02), including starts in each of his 23 appearances over his final 2 seasons... Concluded his career with 137 receptions for 2,469 yards and 10 TDs... Was a second-team all-Mid-American Conference as a senior when he established career-highs with 58 catches for 1,126 yards and 5 TDs... Earned MAC Offensive Player-of-the-Week accolades against Miami (Ohio) when he caught 6 passes for 174 yards and 2 TDs... Played in the Rotary Gridiron Classic All-Star Game following his senior season... Earned his bachelors degree in accounting. **PERSONAL:** Attended Lakeland (FL) H.S., where he was an all-county selection as a junior and senior... Also lettered in track and soccer... Active in Student Council, National Honor Society, and Fellowship of Christian Athletes... Served as junior class president... James David Fryzel was born in Youngstown, Ohio.



**38** **DWONE HICKS**  
Ht: 5-9

Running Back  
Wt: 225

Middle Tennessee State  
Born: April 25, 1981

**PRO CAREER:** Split his rookie season between Chicago and Tennessee, making his NFL debut with the Titans before being waived and joining the Bears practice squad... Contributed on special teams in his limited action in Tennessee. **CAREER TRANSACTIONS:** Entered NFL as an undrafted free agent, signing with Tennessee (4/28/03)... Waived by the Titans (11/11/03) and joined Chicago's practice squad (11/13/03)... Signed to reserve/futures list (12/30/03). **SIGNED through 2005. 2003 SEASON:** Rookie season was highlighted by 3 games played on special teams with Tennessee before concluding the campaign on Chicago's practice squad... Tallied 2 special teams tackles... Made NFL debut with the Titans vs. OAK (9/7)... Inactive for Games 2-5... Played in Games 6-7, DNP in Game 8... Inactive for Game 9 before being... Signed to the Bears practice squad for the final 7 weeks of the campaign. **GAMES PLAYED-STARTED:** 3-0. **COLLEGE:** Three-year starter in career at Middle Tennessee State (1999-2002) set school records with 63 TDs and 358 points

# The Players

## Players with Pro Experience

**GSH**

scored... Just the second player in school history to rush for over 1,000 yards in 3 straight seasons... Ranks 3rd on school's all-time rushing list with 3,613 yards... Second-team all-Sun Belt Conference as a senior, rushing for 1,011 yards and a team-high 11 TDs... As a junior, named first-team all-Sun Belt with a conference-high 1,143 yards and school record 20 TDs... Majored in physical education. **PERSONAL:** Named 6A Alabama State Player-of-the-Year at Lee H.S. as a senior, rushing for 2,226 yards and 21 TDs... Born Kenneth Dwone Hicks in Huntsville, AL.



**63 CHARLES HILL** Defensive Tackle Maryland  
Ht: 6-2 Wt: 300 Born: November 1, 1980

**PRO CAREER:** Spent time with 3 teams in 2003, ending up with the Bears, following a rookie season in which he played in all 16 games of the Houston Texans inaugural campaign... Signed by Chicago for the final week of the year after being waived by San Francisco at the end of training camp... Started the '03 training camp with Houston. **CAREER TRANSACTIONS:** Entered NFL as a third-round selection (83rd overall) by Houston in the 2002 NFL Draft... Waived (8/27/03)... Signed by San Francisco (8/27/03)... Waived by 49ers (8/31/03)... Signed with Chicago (12/24/03). **SIGNED through 2005.** **2003 SEASON:** Joined Chicago's active roster for the final week

of the season after sitting out the first 16 weeks as a waived free agent... Spent training camp in Houston and San Francisco... Sat out most of the regular season before signing with the Bears prior to Game 16... Inactive in season finale at KC (12/28). **GAMES PLAYED-STARTED: 0-0.** **PREVIOUS SEASON: 2002 -** Appeared in all 16 games as a rookie in Houston's inaugural season, playing primarily on special teams... Recorded 3 tackles in 6 games played on defense... Made NFL debut on special teams in season opener vs. DAL (9/8)... Posted first 2 career tackles vs. CIN (11/3) while also falling on a squib-kickoff... Fielded another squib kickoff vs. JAX (11/17)... Recorded 1 tackle at IND (12/1). **COLLEGE:** Started 26-of-39 games during career at Maryland (1998-2001), recording 165 tackles and 6 sacks... As a senior, helped Terrapins capture first ACC title since 1985 by starting all 11 games, plus the Orange Bowl loss to Florida, while posting a career-high 81 tackles to rank 2nd on the team... Started 9 contests as a junior, missing 2 games with a dislocated elbow, and registered 43 tackles with a career-high 3 sacks... As a sophomore, played in 10 games with 3 starts, recording 23 tackles with 18 in the final 5 games... Played in 9 games as a true freshman, starting the final 3, and posted 16 tackles with 1 sack... Majored in economics. **PERSONAL:** Two-way prep football standout started at defensive and offensive tackle as a senior at Eleanor Roosevelt H.S. in Palmer Park, MD to complete a career in which he amassed 114 career tackles after not beginning to play football until his junior year... Lettered 3 seasons in basketball... He and wife Sharie have 1 daughter, Kyla.



**71 ISRAEL IDONIJE** Defensive Tackle Manitoba  
Ht: 6-7 Wt: 290 Born: November 17, 1980

**PRO CAREER:** Defensive end prospect from Canada gained on-field experience during the off-season playing for the Berlin Thunder of NFL Europe... Spent almost half of his rookie season on Chicago's practice squad after being waived injured by Cleveland due to a right ankle injury suffered in training camp. **CAREER TRANSACTIONS:** Entered NFL as an undrafted free agent, signing with Cleveland (5/2/03)... Waived/injured by the Browns (9/30/03)... Signed to Chicago's practice squad (11/18/03)... Signed to reserve/futures list (12/30/03) and allocated to NFL Europe (2/18/04). **SIGNED through 2005.** **COLLEGE:** As a senior in 2002, led Manitoba Bisons

with career-high 9 sacks and 31 tackles en route to team MVP honors... Also named Canada West All-Star, CIS first-team All-Canadian selection, Manitoba Male Athlete-of-the-Year and the 2002 Canada West J.P. Metras Trophy winner, for outstanding lineman in Canadian University Football... Invited to play in 2003 East-West Shrine Bowl in San Francisco... In 2001, burst onto scene with 6 sacks, ranking 2nd in Canada West and tied for 4th in CIS, and 22 tackles at defensive tackle... Named 2001 Canada West All-Star and CIS first-team All-Canadian... Had 1 sack among 5 tackles in 2000... Majored in arts. **PERSONAL:** Named the winner of the H.L. Krug Crawford Award, emblematic of sporting excellence in Western Manitoba, making him the first ever football player to receive the recognition... Named the Manitoba Male Athlete-of-the-Year by the Manitoba Sportswriters and Sports Broadcasters Association in 2002... Born in Brandon, Manitoba.

Pro Experience

# The Players

## Players with Pro Experience



**82** ROBERT JOHNSON  
 Ht: 6-6

Tight End  
 Wt: 270

Auburn  
 Born: June 20, 1980

**PRO CAREER:** Battled injuries during his rookie season while making his NFL debut with Chicago... Began 2003 on reserve/non-football injury list rehabilitating a wrist injury and finished the year on injured reserve due to a foot injury. **CAREER TRANSACTIONS:** Entered NFL as an undrafted free agent, signing with Atlanta (4/28/93)... Waived/injured by Falcons (5/2/03) after failing his physical... Signed with Chicago (5/13/03) after being claimed... Placed on reserve/non-football injury list (7/25/03)... Re-placed on reserve/NFI list (8/31/03)... Activated to 53-man roster (11/10/03)... Placed on reserve/injured (11/28/03). **SIGNED through 2004.** **2003 SEASON:** Got a taste of NFL action as a rookie despite being on the Bears active roster for just 3 weeks... Opened the year on the Physically Unable to Perform List for Games 1-9 while rehabilitating a pre-existing wrist injury... Elevated to the active roster and inactive for Game 10... Made his NFL debut at DEN (11/23) on special teams, but left the game with a foot injury... Finished season on injured reserve... **GAMES PLAYED-STARTED:** 1-0. **COLLEGE:** Productive receiver and blocker from the TE position during his career at Auburn (2000-02), leading the Tigers in TD receptions each of his final 2 seasons... Started all 13 games as a junior and finished 2nd on the team with 30 catches for 365 yards, catching at least 1 pass in every game... Led team with 4 receiving TDs... Rated one of the top 25 TEs in the country by *The Sporting News*... Played in 11 games with 5 starts as a sophomore, ranking 3rd on team with 17 catches for 225 yards and tying for team lead with 3 TDs... Named an SEC all-Freshman and Rivals.Com True Freshman All-American, finishing with 12 catches for 168 yards and 3 TDs in 13 games with 2 starts... Broke bone in wrist vs. Georgia, but wore cast and played final 2 games of season... Prior to enrolling at Auburn, attended Hargrave Military Academy and caught 28 passes for 520 yards and 4 TDs... Majored in public administration. **PERSONAL:** Consensus pick by recruiting experts as the top TE in the state and among the best in the entire southeast coming out of Jefferson Davis H.S. in Montgomery, Ala... Received All-American honors from several football publications after catching 39 passes for 573 yards and 14 TDs as a senior... Selected to play in the Alabama-Mississippi All-Star Game... Also lettered in basketball... Son of Clementine and Robert Johnson... Uncle, Alfonso Johnson, played for the Green Bay Packers.



**18** DARYL JONES  
 Ht: 5-9

Wide Receiver  
 Wt: 188

Miami (Fla.)  
 Born: February 2, 1979

**PRO CAREER:** Joined Chicago's roster for the final week of 2003 after being cut by the N.Y. Giants at the close of training camp... Produced solid rookie season with the Giants in 2002, starting 6 games and contributing as a WR and on kickoff and punt returns. **CAREER TRANSACTIONS:** Entered NFL as a seventh-round selection (226th overall) by the New York Giants in the 2002 NFL Draft... Put on waivers by the Giants (8/31/03) and had contract terminated (9/1/03)... Signed as a free agent with Chicago (12/23/03). **SIGNED through 2005.** **2003 SEASON:** Finished the season on Chicago's active roster for Week 17 after sitting out most of the year as a waived free agent... Cut by the Giants following training camp... Inactive for Chicago's season finale at KC (12/28). **GAMES PLAYED-STARTED:** 0-0. **PREVIOUS SEASON:** 2002 - Participated in 13 games with 6 starts for the Giants as rookie, catching 8 passes for 90 yards, returning 10 kickoffs for 195 yards, and returning 6 punts for 28 yards... Inactive for season opener vs. SF (9/5)... Made NFL debut at STL (9/15) and returned 2 kickoffs 45 yards... Returned 3 kickoffs for 74 yards and 3 punts for 27 yards at ARIZ (9/29)... First career reception went for 2 yards vs. ATL (10/13)... Caught 18-yard reception at HOU (11/24)... Started and set career highs with 3 receptions for 41 yards at WASH (12/8) with a season-long catch of 32 yards and a reverse run for 4 yards... Started at WR but did not have any catches at IND (12/22) and vs. PHI (12/28)... Played in 3-WR sets but did not have any receptions in NFC Wild Card game at SF (1/5); returned 1 kickoff for 30 yards. **GAMES PLAYED-STARTED:** 13-6. **COLLEGE:** Finished 5-year career at Miami (Fla.) with 59 receptions for 819 yards and 5 TDs... Added 11 punt returns for 189 yards (17.2 avg.) and 1 TD with 16 kickoff returns for 395 yards (24.6 avg.)... As a senior, played in 6 games and caught a career-high 19 passes for 240 yards... Earned first-team all-Big East honors as a junior kickoff return specialist, leading the conference with a 27.0-yard average (13 returns for 351 yards)... Also led the Hurricanes in punt return average at 24.1 with 169 yards on 7 returns while adding 12 receptions for 181 yards and 1 TD... Redshirted in 1999... Played in every game in 1998 and caught 12 passes for 146 yards and 2 TDs while returning 3 kickoffs for 44 yards... As a true freshman in 1997, played in every game with 2 starts and finished 4th on team with 16 receptions for 252 yards and 2 TDs... Graduated with a degree in sports man-

# The Players

## Players with Pro Experience

**GSH**

agement in May, 2001. **PERSONAL:** *Dallas Morning News* and Super Prep All-America selection as a senior at Carter H.S. in Dallas after totaling 23 receptions for 486 yards and 5 TDs in just 8 games... Caught 23 passes for 832 yards and 7 TDs as a junior while also rushing for 427 yards and 2 TDs on 15 carries... Earned 3 letters in track and competed in the National Junior Olympics... Son of Ronald and Peggy... He and his wife, Kamica, have 1 daughter, Jazz Mary.




**37** JASON MCKIE  
**Ht:** 5-11

**Fullback**  
**Wt:** 240

**Temple**  
**Born:** May 22, 1980

**PRO CAREER:** Reserve fullback and special teams player has appeared in 7 career games over his first 2 NFL seasons while spending time on the rosters of Philadelphia, Dallas and Chicago... Spent entire 2003 regular season on Bears roster and set a career-high in games played... Split rookie season between Eagles practice squad and Cowboys active roster. **CAREER TRANSACTIONS:** Entered NFL as an undrafted free agent, signing with Philadelphia (4/26/02)... Signed to Eagles practice squad (9/3/02)... Claimed by Dallas (12/7/02) and placed on active roster... Waived by Cowboys (8/18/03)... Signed with Chicago (8/19/03) and waived (8/31/03)... Signed to Bears practice squad (9/1/03). **SIGNED through 2006.** **2003 SEASON:** Totaled 2 special teams tackles while participating in 6 games on special teams for the Bears... Played in the final 6 games after being on the practice squad for the first 10 games... Elevated to Chicago's active roster prior to Game 11... Made Bears debut at DEN (11/23) on special teams... Posted 1 special teams tackle vs. ARIZ (11/30) and 1 vs. WASH (12/21). **GAMES PLAYED-STARTED:** 6-0. **PREVIOUS SEASON:** 2002 - Caught 1 pass for 7 yards and recorded 2 special teams tackles in 1 game played for Dallas... Began season on Philadelphia's practice squad after the Eagles cut him at the close of training camp... Signed by Cowboys after Game 12 and inactive for the first 3 games... Made his NFL debut in the season finale at WASH (12/29), posting a 7-yard reception and 2 special teams tackles. **COLLEGE:** Started 26 games at FB in 4 seasons at Temple (1998-2001) where he was a two-time team captain, rushing for 700 yards and 8 TDs on 169 carries with 44 catches for 460 yards and 1 TD... As a senior, was the Owls' second-leading rusher with 227 yards and 2 TDs on 36 times while catching 10 passes for 57 yards... Ranked 3rd in rushing as a junior captain, with 93 yards on 36 carries and 4th with 20 catches for 128 yards... Started 5 games as a sophomore, totaling 172 rushing yards on 35 carries and 14 catches for 75 yards and 1 TD... Set career-highs as a true freshman with 57 carries and 3 TDs while rushing for 201 yards... Graduated with a degree in communications. **PERSONAL:** Named Prep Football Final's Offensive Player-of-the-Year as a senior at Gulf Breeze (Fla.) H.S. rushing for 1,281 yards and 16 TDs on 183 carries as a senior... Won prep wrestling class 5A 238-pound state championship as a senior... Achieved highest GPA among senior football players as a prep before earning Athletic Director's Academic List honors at Temple as a junior... Third cousin, Aaron McKie, is a guard for the NBA's Philadelphia 76ers.



**6** JOE O'DONNELL  
**Ht:** 5-10

**Kicker**  
**Wt:** 215


**Maryland**  
**Born:** February 11, 1975

**PRO CAREER:** Well-traveled reserve kicker signed with the Bears during the off-season to provide depth at the kicker and punter positions... Has previous NFL experience in training camp with Oakland in 2003 and Pittsburgh in 2002... Also spent 2 seasons in NFL Europe and 2 seasons in the Arena Football League. **CAREER TRANSACTIONS:** Entered NFL as a free agent, signing with Pittsburgh (2/5/02) and being allocated to NFL Europe... Waived by Steelers (9/2/02)... Signed with Oakland's reserve/futures list (1/8/03) and allocated to NFL Europe... Waived by Raiders (9/1/03)... Signed as free agent with Chicago (3/12/04). **SIGNED through 2005.** **2003 SEASON:** Totaled 3 points for the Raiders in '03 preseason action, kicking a 33-yard FG on his only attempt... Ranked 6th in scoring in NFL Europe in 2003 with 22 points for the Amsterdam Admirals on 3-of-3 PATs and 6-of-12 FGs with a long of 50 yards; allocated by Oakland. **PREVIOUS SEASONS:** 2002 - Recorded 6 points for the Steelers during the '02 preseason, converting 3 PATs and 1 FG... Allocated to Amsterdam for the '02 of NFL season and tallied 30 points on 9-of-12 FGs and 3-of-3 PATs. 2001 - Played in the Arena Football League with the Florida Bobcats and tallied 103 points on 18-of-54 FGs and 49-of-56 PATs. 2000 - Scored 34 points with Florida of the AFL in his first pro football experience. **COLLEGE:** Most accurate kicker in Maryland history... Honorable mention all-ACC... Majored in psychology. **PERSONAL:** Attended Fox Chapel H.S. (Pa.), where he played football and soccer... In only his second prep game, kicked the game-winning FG with 3 seconds remaining.

Pro Experience

# The Players

## Players with Pro Experience



**52** **MARCUS REESE**  
 Hi: 6-1

Linebacker  
 Wt: 233

UCLA  
 Born: June 15, 1981

**PRO CAREER:** Reserve LB gained on-field experience during the off-season starting at LB for the Cologne Centurions of NFL Europe... Split his rookie season between the practice squads of San Francisco and Chicago. **CAREER TRANSACTIONS:** Entered NFL as an undrafted free agent, signing with San Francisco (5/2/03)... Put on waivers (8/26/03) and signed to 49ers practice squad (9/2/03)... Waived by San Francisco (9/16/03)... Signed with Chicago's practice squad (11/25/03)... Signed to Bears reserve/futures list (12/30/03)... Allocated to NFL Europe (2/18/04). **SIGNED through 2005.** **2003 SEASON:** Began regular season with 2 weeks on 49ers practice squad before being waived... Joined Bears practice squad prior to Game 12 and finished the season on the unit. **GAMES PLAYED-STARTED:** 0-0. **COLLEGE:** Finished 4-year career at UCLA (1999-2002) with 208 tackles, 9.5 sacks, 3 INTs, and 3 blocked punts... Earned second-team all-Pac-10 honors as a senior, starting 13 games at LB and recording 103 tackles, 4 sacks, 2 INTs, and 1 blocked punt... Played in 11 games in reserve duty as a junior while registering 34 tackles, 1.5 sacks and 2 blocked punts... Appeared in 11-of-12 games as a sophomore and led team with 4 sacks among 34 tackles... Tallied 37 tackles and 1 INT in 11 games as a true freshman... Majored in sociology. **PERSONAL:** Honored as Parade and Super Prep All-America at Oak Grove H.S. in San Jose, CA... Recorded 119 tackles, 19 sacks, and 7 forced fumbles as a senior... Earned area Defensive Player-of-the-Year as a junior, tallying 116 tackles, 22 sacks, 6 forced fumbles, and 3 fumble recoveries... Brother played football at Wisconsin.



**48** **GABE REID**  
 Hi: 6-4

Tight End  
 Wt: 260

Brigham Young  
 Born: May 28, 1977

**PRO CAREER:** Reserve TE and special teams player spent the final 5 games of his rookie season on Chicago's active roster... Split time early in the season between the New York Jets and Tennessee. **CAREER TRANSACTIONS:** Entered NFL as an undrafted free agent, signing with the N.Y. Jets (5/5/03)... Waived by Jets (8/31/03)... Signed with Tennessee's practice squad (9/10/03)... Claimed by Chicago off Titans practice squad (11/29/03) and joined Bears active roster (12/1/03). **SIGNED through 2005.** **2003 SEASON:** Made his NFL debut in the Bears season finale after splitting his rookie season between New York, Tennessee, and Chicago... Cut by the Jets at the end of training camp... Spent Games 2-11 on the Titans practice squad... Claimed off Tennessee's practice squad by Bears and inactive for Games 12-15... Made NFL debut at KC (12/28) on special teams. **GAMES PLAYED-STARTED:** 1-0. **COLLEGE:** Finished career at BYU (1999-2002), earning all-Mountain West Conference honorable mention while splitting time at TE with Spencer Nead and catching 18 passes for 192 yards and 5 TDs... As a junior, backed up Oakland's Doug Jolley and totaled 5 catches for 79 yards and 3 TDs... An academic all-Mountain West selection. **PERSONAL:** Led Leone H.S. to the American Samoan football championship as a senior while earning All-Star status at WR and QB... Also lettered in basketball (thrice) and baseball (twice)... Grew up and attended high school in American Samoa where he served as senior class president... Served a Latter Day Saints mission to Santiago, Chile... His brother, Spencer, was an all-conference LB at BYU (1994-97) and played for the Carolina Panthers.



**79** **DAN RUMISHEK**  
 Hi: 6-4

Defensive Tackle  
 Wt: 275

Michigan  
 Born: June 6, 1980

**PRO CAREER:** Reserve defensive tackle was signed during the off-season to provide the Bears with depth... Saw no regular season action with the Steelers during his first season in the NFL. **CAREER TRANSACTIONS:** Entered NFL as an undrafted free agent, signing with Pittsburgh (5/2/03)... Waived injured by the Steelers (8/11/03) and placed on reserve/injured list (8/12/03), pre-80 limit... Moved to injured reserve (8/26/03)... Put on waivers by Pittsburgh (10/13/03) and had contract terminated (10/14/03)... Signed as waived free agent with Chicago (3/26/04). **SIGNED through 2005.** **2003 SEASON:** Suffered injury in only preseason game with Pittsburgh and spent the majority of the season on injured reserve... Participated on special teams at DET (8/9). **GAMES PLAYED-STARTED:** 0-0. **COLLEGE:** Four-year letterman and 2-time all-Big Ten performer at Michigan during career (1998-2002)... Played in 48 career games with 32 starts on the defensive line... Second-team all-Big Ten honors as a senior, starting 10-of-13 games played and

# The Players

## Players with Pro Experience

**GSH**

posting 5 TFLs and 3 sacks... First-team all-Big Ten as a junior, leading Wolverines while tying for 4th in the Big Ten with 7 sacks and tying for 5th on team with 8 TFLs... Voted team's top D-lineman as a sophomore, posting career-high 24 tackles with 6 TFLs, 1 sack, 1 INT, 1 fumble recovery, and 2 PDs... Majored in sports management and communications. **PERSONAL:** Two-year starter at Addison Trail (Ill.) H.S.... Led team to a 12-2 record as a senior and a berth in the class 6A state championship game... Named first-team all-state by *Chicago Sun-Times* and *Chicago Tribune* as a senior, totaling 100 tackles, including 20 TFLs and 8.5 sacks... Dan Robert Rumishek is the son of Daniel James and Beverly Rumishek... Has 1 brother (Mike) and 2 sisters (Veronica and Erin).



**62** **JERRY SCHUMACHER** Linebacker Illinois  
Ht: 6-2 Wt: 240 Born: December 19, 1980

**PRO CAREER:** Reserve linebacker gained on-field experience during the 2004 NFL Europe season as the starting MLB for the Amsterdam Admirals... Resigned by Chicago early in the off-season after spending the end of training camp and the entire regular season as a free agent... Member of the Bears for his rookie training camp. **CAREER TRANSACTIONS:** Entered NFL as an undrafted free agent, signing with Chicago (4/28/03)... Waived by Bears (8/24/03)... Signed to Chicago's reserve/futures list (1/20/04) and allocated to Amsterdam of NFLFL (2/04). **2003 SEASON:** Spent the entire regular season as a free agent... Recorded 1 fumble recovery in 3 games played with

Chicago during the preseason. **GAMES PLAYED-STARTED:** 0-0. **COLLEGE:** Two-time second-team all-Big Ten performer at LB at Illinois (1999-2002) while topping 100 tackles in each of his final 3 seasons... Senior captain finished his career ranked 8th on Illinois' all-time tackle list with 370, starting 35 of 47 career games played... Earned Illini Defensive Player-of-the-Year and all-Big Ten honors as a senior after starting all 12 games at LB, recording 12 TFLs and 5 sacks among 122 tackles, including a career-high 18 vs. Northwestern... As a junior, led team and ranked 7th in conference in tackles with a career-high 125, garnering his first career all-Big Ten nod while starting all 12 games, including the Nokia Sugar Bowl... Also paced team with 17 TFLs and 6 sacks... Started all 11 games as a sophomore, recording 104 tackles with 2 TFLs... Played in all 12 games as a reserve LB during his true freshman campaign, posting 19 tackles with 2 TFLs... Majored in leisure studies. **PERSONAL:** Earned all-conference and MVP of Catholic League Metro Blue division as a senior playing OLB, TE and special teams for the Mt. Carmel H.S. (Chicago) 1998 IHSA class 5A championship team... Led Caravan to a 14-0 record and Chicago Catholic Metro Blue Conference championship... Also honored as all-state by *Chicago Tribune* and *Chicago Sun-Times*, plus honorable mention All-American by *USA Today*... Lettered in football and basketball... Member of the National Honor Society... Born Gerald Francis Schumacher to Gerald and Catherine Schumacher... Father, Jerry, played football at Michigan... Has 1 brother and 2 sisters... Sister Katie was a member of the 1999 national championship Penn State volleyball team... Helped Coach Ron Turner and teammates conduct the 7th-inning stretch at Wrigley Field in 2002.



**79** **CLIFF WASHBURN** Defensive End The Citadel  
Ht: 6-5 Wt: 285 Born: January 25, 1980

**PRO CAREER:** Inexperienced defensive end prospect spent the majority of his first NFL season on Chicago's practice squad, only his second season of playing organized football... Allocated to NFL Europe to gain on-field exposure. **CAREER TRANSACTIONS:** Entered NFL as an undrafted free agent, signing with the New York Giants (5/2/03)... Put on waivers by the Giants (8/25/03) at the end of training camp... Signed as a waived free agent with Chicago (9/9/03)... Signed to Bears reserve/futures list (12/30/03) and allocated to the Amsterdam Admirals of NFLFL (2/18/04)... **SIGNED through 2005.** **2003 SEASON:** Member of Chicago's practice squad for Games 2-16.

**COLLEGE:** Played just 1 season of football at the Citadel after starring on school's basketball team for 4 years... Had successful season on gridiron earning second-team All-Southern Conference after tying school record with 12 sacks from the rush end position... Posted school-record 4 sacks vs. East Tennessee State... Totaled 56 tackles with conference-high 20 TFLs... Forced 3 fumbles and recovered 2 others, returning 1 for a 36-yard TD, deflected 3 passes, and registered 36 QB pressures - including 4 that resulted in INTs... In basketball, started 102 games at power forward, grabbing 632 rebounds and scoring 1,024 points. **PERSONAL:** Graduated from Shelby (N.C.) H.S.

Pro Experience

# The Players

## Undrafted Free Agents



**71 SAM AIELLO**  
Ht: 6-5

Tackle  
Wt: 310

Iowa  
Born: February 27, 1981

Versatile offensive lineman who spent time at RT, RG and LG over his 4-year career at Iowa (1999-03) before settling in at RT in his senior season... Started the final 11 games of his career at RT, opposite second overall draft pick and LT Robert Gallery, including the Outback Bowl victory against Florida where the Hawkeyes rushed for 238 yards... Member of an O-line that paved the way for 244 rushing yards and a season-high 505 total yards in win over Illinois... Saw game action in 6 contests as a junior... Started first 4 games of sophomore season, opened season at RT before moving to LG for next 3 games... Started 4 games at RT as a freshman and 1 game at RG... Redshirted the 1999 season... Majored in communication studies... Received all-state honors as a senior at Streamwood H.S. in Carol Stream, Ill.... Three-year letterwinner in football and track and was a 3-year starter on both offense and defense... Given name is Salvatore... Born to Gwen and Salvatore Aiello, Sr.



**40 DERRICK BALLARD**  
Ht: 6-1

Safety  
Wt: 215

Memphis  
Born: December 8, 1981

Four-year letterman at Memphis (2000-03) who played his first 3 years at LB before switching to safety for his senior season... Closed out career with 314 tackles (227 solos), 31 TFLs and 7 sacks... Added 5 INTs and recovered 3 fumbles while starting 39 of 45 games... Named to the all-Conference USA third team after senior season in which he ranked 5th on team with 91 tackles... Recipient of the Highland Hundred co-Defensive Player-of-the-Year Award... Also contributed 7 TFLs, 2 sacks, 1 INT, 8 PBU, 2 fumble recoveries and 2 blocked kicks... Recorded 6 tackles vs. Mississippi and intercepted an Eli Manning pass in the last minute to preserve a Memphis victory... Selected to the all-Conference USA second team and to *The Sporting News* all-Conference USA team following junior year in which he led the Tigers with 101 tackles... Credited with 13 TFLs, 3 sacks, 7 PBUs, 1 forced fumble and 1 fumble recovery... Registered season-highs of 15 tackles against both Cincinnati and Houston... Despite missing 2 games in his sophomore season, finished the year ranked 5th on the team in tackles with 60 stops... Added 8 TFLs, 1 sack and 4 PBUs on the season... Appeared in all 11 games as a true freshman, starting 7 contests, including the last 4, and delivering 62 tackles, 3 TFLs, 1 sack and 6 PBUs... Named to the Georgia Sportswriter's All-State team following senior season at Morgan County H.S. in Madison, Ga.... Played both RB and DB, rushing for 1,118 yards with 13 TDs and registered 71 tackles and 7 INTs during senior campaign... Received all-area, all-region and all-state accolades in soccer and was all-area and all-region in basketball... Member of the National Honor Society and elected class president as a junior and senior... Son of Columbus and Ann Ballard.



**67 JEREMY CAIN**  
Ht: 6-1

Linebacker  
Wt: 235

Massachusetts  
Born: December 8, 1981

Two-time All-American LB who was a candidate for the Buck Buchanan Award during his junior and senior seasons at UMass (1999-2003)... Finished career 4th all-time in career solo tackles with 252 and 5th in career total tackles with 363... Started 34 of the 45 games he played including the last 32 contests of his career... Earned second-team All-America accolades from Don Hansen's National Weekly Football Gazette and was tabbed a third-team All-American by the Sports Network as a senior... Chosen to the all-Atlantic 10 first team and was also named to the Division I-AA All-Star team by the New England Football Writers while posting 107 tackles with 14 TFLs and 4 sacks... Added 1 INT, 3 forced fumbles and blocked 1 punt that resulted in a safety... Started every game at OLB and also served as the long snapper on punts during junior campaign... As a junior, honored with a second-team All-America selection from Don Hansen's National Weekly Football Gazette... Selected UMass' Outstanding Defensive Player and named to the all-Atlantic 10 second team as he paced the Minutemen with 133 total tackles and 18 TFLs... Also ranked 2nd on the squad with 7 sacks, adding 3 PBUs, 2 forced fumbles, 2 fumble recoveries and 1 blocked FG... Started 8 of 9 games played during his sophomore season and earned Academic all-Atlantic 10 honors, finishing with 78 tackles, third on the team, despite missing time due to an injury... Recorded a career-high 17 tackles (12 solos) in the season finale vs. Richmond... Named to the Academic all-Atlantic 10 team as a freshman, participating in every game as LB, starting once, and finishing the season



# The Players

## Undrafted Free Agents

**GSH**

with 45 tackles, 1 TFL, 1 PBU, 2 fumble recoveries and 1 forced fumble... Redshirted his first year at UMass but was named to the Athletic Director's Honor Roll in the spring semester... Majored in hotel, restaurant & travel administration... Transferred to St. Thomas Aquinas H.S. in Fort Lauderdale, Fla., for senior year after spending first 3 years at Taravella H.S. in Coral Springs, Fla.... Honored as a third-team all-state performer and first-team all-Broward County following senior season... Uncles, John and Ron, both played football at the University of Kentucky and Ron also played for the Denver Broncos... Born Jeremy Robert Cain to Bryna and Robert Cain.



**DARRELL CAMPBELL** Defensive Tackle Notre Dame  
Ht: 6-4 Wt: 290 Born: July 6, 1981

Placed on Reserve/Non-Football Injury upon signing with the Bears after injuring his knee during a pre-draft workout ... Three-year starter at defensive tackle at Notre Dame (1999-2003) that also saw time at defensive end during his freshman season... Started 34 of the 44 games he appeared in, totaling 87 tackles (48 solos), 23.5 TFLs and 11 sacks... As a senior, started every game and played the most time of anyone on the defensive line, finishing the year with 25 tackles, 6.5 TFLs and 3 sacks... Started all 13 games at DT for the Irish as a junior and was credited with a career-highs of 33 tackles, 8 TFLs and 6 sacks... Registered career-best 7 tackles vs. Pittsburgh, including 1 sack and 2

TFLs... Member of a D-line that helped hold Air Force, the nation's top-rated rushing offense, to a season-low 104 yards on the ground... Participated in 11 games as a sophomore, starting 9, and notched 26 tackles, 7 TFLs and 3 sacks... Played in 8 games as a redshirt freshman, collecting 3 tackles, 2 TFLs and recovered 1 fumble... Majored in English and computer applications... Named a *USA Today* honorable mention All-American as a senior from Thornwood H.S. in South Holland, Ill.... Honored as a first-team all-state selection by the *Chicago Tribune* and was chosen as the top player in SICA Blue after posting 67 tackles, 13 TFLs and 4 sacks in 1998... Earned 3 letters in football, playing nose tackle as a senior, inside linebacker as a junior and defensive end as a sophomore.



**9 RYAN DINWIDDIE** Quarterback Boise State  
Ht: 6-1 Wt: 190 Born: November 27, 1980

Three-year starter at Boise State (1999-2003) directed one of the most explosive offenses in the NCAA and became the most decorated QB in school history... Two-time first-team all-WAC performer that set Boise State career records for passing yards, passing efficiency and TDs as well as single-season records for total offense, passing yards, completions and attempts... Connected on 662 passes on 992 attempts (62.7 percent) for 9,819 yards with 82 TDs, 21 INTs and finished with a passer rating of 168.89... Named WAC Offensive Player-of-the-Year and first team all-WAC following senior season in which he passed for 4,356 yards and 31 TDs with 7 INTs... Completed 276-

of-446 passes en route to finishing 4th in the nation in pass efficiency, 163.72... Selected WAC Player-of-the-Week 4 times and *USA Today.com* National Player-of-the-Week after he completed 17-of-24 passes for 375 yards and 4 TDs against Nevada... Set numerous single-game school records against La. Tech as he connected on 40-of-60 passes for 532 yards with 3 TDs and 0 INTs... Despite missing 4 games during junior season with a broken ankle, was still chosen to the all-WAC first team after he completed 134-of-205 passes for 2,283 yards with 20 TDs and 3 INTs... Finished with a QB rating of 188.18 which would have broken the NCAA record (Shaun King, Tulane, 183.30 in 1998), but missed qualifying for the record because he didn't play in 75 percent of the games due to the ankle injury... Completed 201-of-322 passes for 3,043 yards with 29 TDs, 11 INTs in sophomore season and finished 4th in the country with a passer efficiency rating of 164.7... Saw action in 8 games as a redshirt freshman and completed 11-of-19 passes for 137 yards and 2 scores... Majored in social science... Started final 2 years at Elk Grove (Calif.) H.S. completing 248-of-403 passes for 4,358 yards with 56 TDs and 10 INTs while guiding his team to a 27-1 record... Chosen as the Delta League Offensive Most Valuable Player following senior season and earned first-team all-state, all-city and all-league accolades following his junior and senior campaigns.

Undrafted Free Agents

# The Players

## Undrafted Free Agents



**73** **ROB DROEGE** Tackle Missouri  
 Ht: 6-6 Wt: 315 Born: February 15, 1981

Prototypical student-athlete worked his way into the starting lineup during his sophomore season and started the final 30 games in which he played... Named to the first-team Academic all-Big 12 all 4 years and to the first-team Verizon Academic all-District VII his final 3 years... Recipient of the National Football Foundation Scholar-Athlete Award... Named first-team all-Big 12 by the *Associated Press* and second-team all-Big 12 by the coaches following his senior season, starting all 13 games as a part of an offensive unit that led the Big 12 in rushing and ranked 6th in the nation (237.5 ypg)... Mizzou also set a school-record with 38 rushing TDs and the 3,087 rushing yards ranked 2nd in school history... Earned first-team all-Big 12 honors by the coaches and second-team all-Big 12 by the *Associated Press* at the end of his junior campaign while also being named his team's Offensive Lineman-of-the-Year... Started 8 games during sophomore year including the last 5 and was a member of an O-line that surrendered just 6 QB sacks, fewest in the Big 12... Played in every game as a true freshman... Majored in education... Highly recruited student-athlete coming out of Lindbergh H.S. in St. Louis who was named first-team all-state and all-metro and was also selected as a second-team All-American by *USA Today*... Won the 1999 Missouri Class 4A heavyweight wrestling title with a 31-0 record... Son of Robert and Mary Droege.



**68** **ALAIN KASHAMA** Defensive End Michigan  
 Ht: 6-4 Wt: 270 Born: December 8, 1979

Four-year letterman at Michigan (2000-03) who played in 40 career games, starting 6, and totaling 37 tackles, 11 TFLs, 6 sacks, 2 PBUs and recovered 1 fumble during career... Participated at DE in 10 games with 4 starts during senior season and finished with 11 tackles, 4 TFLs, 2 sacks and 1 PBU... Started against Oregon and credited with a career-high 5 tackles... Established career-best with 2 sacks against Ohio State... Played in 10 contests during junior year and totaled 10 tackles, 4 TFLs, 3 sacks, 1 PBU and 1 fumble recovery... Special teams fixture and reserve DE during his sophomore season as he appeared in 11 games, assisting on 2 tackles... Named to the Rivals100.com Freshman All-America first team after starting 2 of 9 games played... One of 6 true freshman to see action and became the third true freshman to start the season opener under Lloyd Carr... Contributed 14 tackles, 3 TFLs and 1 sack as rush linebacker... Majored in Afro-American studies... Ranked as the No. 2 player in Canada by Super Prep as a senior at Vieux Montreal in Montreal, Quebec... Tallied over 200 tackles, 70 TFLs, 50 sacks and caused 15 fumbles during his prep career... Posted 59 tackles, 17 TFLs and 17 sacks as a senior... Set the official (13) and unofficial (18) Collegial AAA record for sacks in 1999... Set the Great Lakes Football League record with 15 sacks in 1998... Cousin of former Wolverine and NFL RB Tim Biakabutuka... Native language is French... Nickname is "Sackmaster"... Born Alain Kaleta Olony T. Kashama.



**38** **JOSH MINKINS** Cornerback Louisville  
 Ht: 5-10 Wt: 185 Born: May 23, 1980

Most experienced of all Louisville cornerbacks in each of his final 3 years (1999-2003) of his career... Started 37 games in his Cardinal career including every game during his junior and senior seasons... Posted 162 career tackles (119 solos), 7 TFLs and 2 sacks... Registered 5 INTs, 18 PBUs and also forced 2 fumbles... Recorded a career-high 61 tackles as a senior, 3rd among Redbird CBs... Added 2 INTs and 4 PBUs to go with 1 sack, 6 TFLs and 1 forced fumble... As a junior, started all 13 contests at CB and finished with 58 tackles and 1 TFL... Added 2 INTs, 9 PBUs (2nd on team) and 1 forced fumble... Credited with a career-high 14 tackles and 1 sack in Louisville's OT win vs. Florida State... Started all but 2 games during sophomore season as he nursed a sprained ankle... Reserve CB saw time on special teams during freshman year... Redshirted as a true freshman... Majored in justice administration... Accomplished 2-way player at Willingboro (N.J.) H.S. as he rushed for 1,003 yards and 25 TDs as a senior... Led team in tackles over his last 2 seasons and posted 5 sacks and 5 INTs during final season... Named county Defensive Player-of-the-Year and was an all-South Jersey selection... Picked to participate in the New York/New Jersey All-Star Game... Son of Fred and Linda Minkins.



**58** **Lewis Moore** Linebacker Pittsburgh  
 Ht: 6-2 Wt: 245 Born: October 14, 1980

Four-year letterman that started the final 32 games he appeared in at Pittsburgh (1999-2003) and was chosen to play in the East-West Shrine Game following senior season... Finished career with 336 tackles (221 solos) with 26.5 TFLs, 10 sacks, 2 INTs, 14 PBUs and six fumble recoveries... Named Pittsburgh's defensive MVP following senior season after he led the team with 137 tackles, 10.5 TFLs, 4.5 sacks and three fumble recoveries... Selected Big East Defensive Player-of-the-Week following a 13-tackle, 2.5-sack performance at Temple... Credited with a career-high 21 tackles with 2 TFLs and a forced fumble at Toledo... Started all 13 games during junior year and finished with 94 tackles (69 solos), 8 TFLs, 1 sack, 6 PBUs, 1 INT and 3 fumble recoveries... Scored first career TD on a two-yard fumble return against Syracuse... Notched first career inter-

# The Players

## Undrafted Free Agents

**GSH**

ception versus Temple... Started seven of the 11 regular season contests he appeared in sophomore campaign and also started the Visit Florida Tangerine Bowl... Named Defensive MVP of the Tangerine Bowl after he registered seven tackles with two sacks and a forced fumble that was returned for a TD to clinch the Panthers' victory... Recorded 67 tackles (34 solos) with 8 TFLs and 4.5 sacks... Participated in all 11 games as well as the Insight.com Bowl during redshirt freshman season, posting 38 tackles (24 solos) with 3 PBU's... Majored in computer science... Missed nearly six full games as a high school senior due to a heel injury but still graduated Middle Township H.S. as the 24th ranked prospect in New Jersey by SuperPrep... Named first team all-state as a junior... Son of Karen Williams and Franklin Moore.



**59** **BRIAN PARE**  
Ht: 6-2

Long Snapper  
Wt: 250

Florida Atlantic  
Born: February 9, 1982

First player from Florida Atlantic, which began its football program in 2001, to sign an NFL contract... Played 2 seasons at Florida Atlantic after transferring from LSU following his freshman year... Left college after his junior season... Finished his junior year with 139 snaps without a block... Collected 1 assisted tackle and helped the Owls finish 11-3... Suffered a broken jaw in the season opener of his sophomore season, his first game at Florida Atlantic, and was sidelined for the remainder of the season... Saw action in 13 games as a true freshman at LSU, including the Peach Bowl... Majored in criminal justice... Attended Spanish River H.S. in Boca Raton, Fla... Son of Ray and Wendy Pare.



**53** **A.J. RICKER**  
Ht: 6-4

Center  
Wt: 300

Missouri  
Born: March 29, 1980

Started all 47 games in his collegiate career, setting a school record for most consecutive games started... Invited to play in both the East-West Shrine Game and the Hula Bowl following his senior season... Each of his final 3 seasons was named to the Rimington Award watch list, awarded to the nation's best collegiate center... Tabbed first-team all-Big 12 by the league's coaches and the *Dallas Morning News* and to the second team by the *Associated Press* as a senior... Named Missouri's Offensive Lineman-of-the-Year after he helped pave the way for an offensive ground game that led the Big 12 and ranked 6th in the nation in rushing... Named to the second-team all-Big 12 by various outlets and honorable mention all-Big 12 by the *Associated Press* following junior year... Received first-team Academic all-Big 12 honors ... Earned third-team all-Big 12 accolades by the coaches in sophomore season... Selected as a semi-finalist for the Rimington Award after anchoring a line that allowed just 6 sacks, lowest in the conference... Started all 11 games as a redshirt freshman... Majored in business... First-team all-state selection as a senior who led his team to the Texas Class 5A playoffs and was rated one of the top players in the state by every major recruiting service... Selected Homecoming King of Klein (Texas) H.S.... Member of FFA, FCA and Young Life and Bass Club... Son of Tom and Angela Ricker.



**45** **VIRGIL WILLIAMS**  
Ht: 6-1

Safety  
Wt: 198

Washington State  
Born: November 28, 1980

Member of the Washington State secondary for 6 seasons, starting every game of his final 2 campaigns... Played in 34 games for the Cougars, starting 26, and totaled 147 career tackles (97 solos), 8.5 TFLs and 2 sacks... Added 4 INTs and caused 4 fumbles... Named honorable mention all-Pac 10 following senior season in which he was credited with 64 tackles, 6 TFLs, 2 sacks and 4 INTs... Finished his career with a career-high 10 tackles vs. Texas in the Holiday Bowl... Posted 9 tackles, 2 sacks, 3 TFLs, 1 forced fumble and 1 fumble recovery at Notre Dame... Returned an INT 40 yards for a TD at Oregon... Started all 13 games in junior season recording 74 tackles with 2.5 TFLs... Notched 10 tackles at Ohio State... Saw action in 6 games during sophomore season, missing 4 games in the middle of the season with a pulled right hamstring... Received medical redshirt during original sophomore year to rehab a shoulder injury from the previous year... Played in 2 games during redshirt freshman year before being sidelined with a shoulder injury... Redshirted his true freshman season... Majored in sports management... Won the 3A state championship as a junior at Curtis H.S. in Tacoma, Wash.... Credited with 85 tackles (64 solos) with 15 TFLs and 2 INTs as a senior and was named to the all-South Puget Sound League second team as a safety... Born in Toledo, Ohio to Virgil and Mary Williams.

Undrafted Free Agents

No.	Name	Pos	Ht	Wt	Born	Exp	College	Acq
27	Abdullah, Rabih	RB	6-0	235	4/27/75	7	Lehigh	UFA-02 (TB)
49	Anelli, Mark	TE	6-3	245	6/5/79	3	Wisconsin	WFA-03 (SF)
23	Azumah, Jerry	CB	5-10	192	9/1/77	6	New Hampshire	D5c-99
16	Barnard, Brooks	P	6-3	200	11/4/79	2	Maryland	WFA-03 (NE)
86	Booker, Marty	WR	6-0	212	7/31/76	6	Northeast Louisiana	D3c-99
70	Boone, Alfonso	DT	6-4	318	1/11/76	4	Mt. San Antonio JC	DET PS-00
55	Briggs, Lance	LB	6-1	238	11/12/80	2	Arizona	D3-03
96	Brown, Alex	DE	6-3	262	6/4/79	3	Florida	D4-02
30	Brown, Mike	S	5-10	212	2/13/78	5	Nebraska	D2-00
74	Brown, Ruben	G	6-3	300	2/13/72	10	Pittsburgh	D5c-03
88	Clark, Desmond	TE	6-3	254	4/20/77	6	Wake Forest	UFA-03 (MIA)
75	Colombo, Marc	T	6-8	325	10/8/78	3	Boston College	D1-02
2	Edinger, Paul	K	5-8	175	1/17/78	5	Michigan State	D6b-00
79	Edwards, Steve	T/G	6-5	330	2/20/79	2	Central Florida	PHI PS-02
14	Elliott, Jamin	WR	5-11	195	10/5/79	3	Delaware	FA-03 (NE)
44	Forsey, Brock	RB	5-11	208	2/11/80	2	Boise State	D6b-03
87	Gage, Justin	WR	6-4	210	1/25/81	2	Missouri	D5b-03
69	Gandy, Mike	T/G	6-4	310	1/3/79	4	Notre Dame	D3-01
78	Gibson, Aaron	G/T	6-6	370	9/27/77	6	Wisconsin	WFA-02 (DAL)
85	Gilmore, John	TE	6-4	262	9/21/79	3	Penn State	WFA-02 (NO)
25	Gray, Bobby	S	6-0	210	4/30/78	3	Louisiana Tech	D5a-02
43	Green, Mike	S	6-0	195	12/6/76	5	Northwestern St. (LA)	D7b-00
8	Grossman, Rex	QB	6-1	218	8/23/80	2	Florida	D1b-03
97	Haynes, Michael	DE	6-3	274	9/13/80	2	Penn State	D1a-03
38	Hicks, Dwone	RB	5-9	225	4/25/81	2	Middle Tenn. St.	WFA-03 (TEN)
63	Hill, Charles	DT	6-2	300	11/1/80	2	Maryland	WFA-03 (SF)
92	Hillmeyer, Hunter	LB	6-4	238	10/28/80	2	Vanderbilt	WFA-03 (GB)
47	Johnson, Bryan	FB	6-1	242	1/18/78	4	Boise State	TR-04 (WASH)
82	Johnson, Robert	TE	6-6	270	6/20/80	2	Auburn	WC-03 (ATL)
32	Johnson, Todd	FS	6-1	200	12/18/78	2	Florida	D4a-03
18	Jones, Daryl	WR	5-9	188	2/2/79	2	Miami (FL)	WFA-03 (NYG)
20	Jones, Thomas	RB	5-10	220	8/19/78	5	Virginia	UFA-04 (TB)
58	Keathley, Michael	G	6-4	300	3/9/78	4	Texas Christian	UFA-04 (SD)
90	Knight, Bryan	LB	6-2	238	1/22/79	3	Pittsburgh	D5b-02
57	Kreutz, Olin	C	6-2	292	6/9/77	7	Washington	D3-98
73	LaFavor, Tron	DT	6-2	290	11/27/79	2	Florida	D5c-03
89	Lyman, Dustin	TE	6-5	254	8/5/76	5	Wake Forest	D3b-00
65	Mannely, Patrick	T/LS	6-5	265	4/18/75	7	Duke	D6b-98
4	Maynard, Brad	P	6-1	186	2/9/74	8	Ball State	UFA-01 (NYG)
37	McKie, Jason	FB	5-11	240	5/22/80	3	Temple	WC-03 (DAL)
26	McMillon, Todd	CB	5-11	188	9/26/74	5	No. Arizona	UFA-00 (CFL)
21	McQuarters, R.W.	CB	5-10	195	12/21/76	7	Oklahoma State	TR-00 (SF)
81	Merritt, Ahmad	WR	5-10	195	2/5/77	4	Wisconsin	UFA-00
60	Metcalf, Terrence	G/T	6-3	318	1/28/78	3	Mississippi	D3-02
72	Mitchell, Qasim	T	6-6	355	12/3/79	2	No. Car. A&T	WFA-03 (CLE)
59	Odom, Joe	LB	6-1	235	12/14/79	2	Purdue	D6a-03
29	Peterson, Adrian	RB	5-10	210	7/1/79	3	Georgia Southern	D6a-02
12	Quinn, Jonathan	QB	6-6	240	2/27/75	7	Middle Tenn. St.	UFA-04 (KC)
48	Reid, Gabe	TE	6-4	260	5/28/77	2	Brigham Young	TEN PS-03
98	Robinson, Bryan	DT	6-4	296	6/22/74	8	Fresno State	WFA-98 (STL)
95	Scott, Ian	DT	6-2	305	11/8/81	2	Florida	D4b-03
99	Tafoya, Joe	DE	6-4	265	9/6/78	4	Arizona	WFA-01 (TB)
76	Tait, John	T	6-6	315	1/26/75	6	Brigham Young	RFA-04 (KC)

# The Players

## Veteran/First-Year Roster

**GSH**
**Veteran Roster (continued)**

No.	Name	Pos	Ht	Wt	Born	Exp	College	Acq
83	Terrell, David	WR	6-3	212	3/13/79	4	Michigan	D1-01
35	Thomas, Anthony	RB	6-2	225	11/7/77	4	Michigan	D2-01
33	Tillman, Charles	CB	6-1	196	2/23/81	2	Louisiana-Lafayette	D2-03
64	Tucker, Rex	G	6-5	315	12/20/76	6	Texas A&M	D3a-99
54	Urlacher, Brian	LB	6-4	258	5/25/78	5	New Mexico	D1-00
84	Wade, Bobby	WR	5-10	192	2/25/81	2	Arizona	D5a-03
67	Warner, Josh	C/G	6-5	318	5/15/79	2	SUNY-Brockport	UnFA-02
22	Williams, Brock	CB	5-10	185	8/11/79	3	Notre Dame	WC-03 (OAK)
24	Worrell, Cameron	S	5-11	199	12/14/79	2	Fresno State	UnFA-03

**FIRST YEAR PLAYERS\* (10)**

No.	Name	Pos	Ht	Wt	Born	Exp	College	Acq
68	Anderson, Bryan	G	6-4	330	3/30/80	1	Pittsburgh	D7-03
13	Boone, Aaron	WR	6-2	205	1/13/78	1	Kentucky	WFA-03 (DAL)
15	Forde, Andre	WR	5-10	207	10/29/80	1	Buffalo	WFA-03 (IND)
17	Fryzel, Jimmy	WR	5-11	195	4/21/81	1	Central Florida	FA-03
71	Idonije, Israel	DT	6-7	290	11/17/80	1	Manitoba	WFA-03 (CLE)
6	O'Donnell, Joe	K	5-10	215	2/11/75	1	Maryland	WFA-04 (OAK)
52	Reese, Marcus	LB	6-1	233	6/15/81	1	UCLA	WFA-03 (SF)
79	Rumishek, Dan	DT	6-4	275	6/6/80	1	Michigan	WFA-04 (PIT)
62	Schumacher, Jerry	LB	6-2	240	12/19/80	1	Illinois	FA-04
93	Washburn, Cliff	DE	6-5	285	1/25/80	1	Citadel	WFA-03 (NYG)

**ROOKIES (20)**

No.	Name	Pos	Ht	Wt	Born	Exp	College	Acq
71	Aiello, Sam	T	6-5	310	2/27/81	R	Iowa	UnFA-04
46	Ballard, Derrick	S	6-1	215	12/8/81	R	Memphis	UnFA-04
80	Berrian, Bernard	WR	6-1	185	12/27/80	R	Fresno State	D3-04
67	Cain, Jeremy	LB	6-1	235	4/24/80	R	Massachusetts	UnFA-04
	Campbell, Darrell	DT	6-4	290	7/6/81	R	Notre Dame	UnFA-04
9	Dinwiddie, Ryan	QB	6-1	190	11/27/80	R	Boise State	UnFA-04
73	Droege, Rob	T	6-6	315	2/15/81	R	Missouri	UnFA-04
72	Harriott, Claude	DE	6-4	260	4/8/81	R	Pittsburgh	D5a-04
91	Harris, Tommie	DT	6-3	300	4/29/83	R	Oklahoma	D1-04
53	Joe, Leon	LB	6-1	235	10/26/81	R	Maryland	D4b-04
94	Johnson, Tank	DT	6-3	300	12/7/81	R	Washington	D2-04
68	Kashama, Alain	DE	6-4	270	12/8/79	R	Michigan	UnFA-04
10	Krenzel, Craig	QB	6-4	228	7/1/81	R	Ohio State	D5b-04
39	Marshall, Alfonso	CB	6-0	188	1/17/81	R	Miami (FL)	D7-04
38	Minkins, Josh	CB	5-10	185	5/23/80	R	Louisville	UnFA-04
58	Moore, Lewis	LB	6-2	245	10/14/80	R	Pittsburgh	UnFA-04
59	Pare, Brian	LS	6-2	250	2/9/82	R	Florida Atlantic	UnFA-04
53	Ricker, A.J.	C	6-4	300	3/29/80	R	Missouri	UnFA-04
31	Vasher, Nathan	CB	5-10	180	11/17/81	R	Texas	D4a-04
45	Williams, Virgil	S	6-1	198	11/28/80	R	Washington State	UnFA-04

\* First year designation is for players who have previously been in a professional football league in either training camp, regular season, or post-season; but were not on the active roster (or IR) for at least six games.

# The Players

## Career NFL Stats of Active Bears

SCORING	TDs: Ru-Re-Rt	PAT	FG	S	Pts
Edinger (4)	0 0 0	111	95	0	396
Booker (5)	0 23 0	0	0	0	138
Thomas (3)	19 0 0	0	0	0	116
T. Jones (4)	12 0 0	0	0	0	72
Clark (5)	0 11 0	0	0	0	66
Terrell (3)	0 8 0	0	0	0	48
M. Brown (4)	0 0 4	0	0	0	24
McQuarters (6)	0 0 4	0	0	0	24
Azumah (5)	0 0 2	0	0	0	12
Forsey (1)	2 0 0	0	0	0	12
Gage (1)	0 2 0	0	0	0	12
Lyman (4)	0 2 0	0	0	0	12
Urlacher (4)	0 1 1	0	0	0	12
Briggs (1)	0 0 1	0	0	0	6
Peterson (2)	1 0 0	0	0	0	6
Quinn (6)	1 0 0	0	0	0	6

2-pt. Conversions: Thomas

RUSHING	No	Yds	Avg	Lg	TD
Thomas (3)	736	2,928	4.0	67t	19
T. Jones (4)	499	1,891	3.8	61	12
Forsey (1)	50	191	3.8	17	2
Peterson (2)	41	171	4.2	14	1
Abdullah (6)	50	159	3.2	19	0
Quinn (6)	22	116	5.3	27	1
Tait (5)	1	28	28.0	28	0
Maynard (7)	1	20	20.0	20	0
Wade (1)	5	14	2.8	6	0
Booker (5)	10	8	0.8	13	0
Johnson (4)	3	5	1.7	4	0
Merritt (3)	1	5	5.0	5	0
D. Jones (2)	1	4	4.0	4	0
Terrell (3)	1	4	4.0	4	0
Grossman (1)	3	-1	-0.3	0	0

RECEIVING	No	Yds	Avg	Lg	TD
Booker (5)	315	3,684	11.7	66t	23
Clark (5)	125	1,385	11.1	44	11
Terrell (3)	86	903	10.5	62	8
T. Jones (4)	97	652	6.7	29	0
Thomas (3)	55	377	6.9	23	0
Gage (1)	17	338	19.9	57	2
Johnson (4)	33	314	9.5	32	0
Lyman (4)	26	205	7.9	21	2
Merritt (3)	19	170	8.9	25	0
Wade (1)	12	137	11.4	24	0
Gilmore (2)	10	130	13.0	30	0
Abdullah (6)	14	106	7.6	17	0
D. Jones (2)	8	90	11.3	32	0
Forsey (1)	3	37	12.3	22	0
Urlacher (4)	1	27	27.0	27	1
Peterson (2)	4	23	5.8	16	0
McKie (2)	1	7	7.0	7	0
R. Brown (9)	1	-6	-6.0	-6	0
Kreutz (1)	1	-8	-8.0	-8	0

PASSING	Att	Cmp	Yds	Cmp%	Y/Att	TD	TD%	Int	Int%	Lg	Sack/Lost	Rating
Quinn (6)	125	66	748	52.8	5.98	3	2.4	4	3.2	64	15/92	65.7
Grossman (1)	72	38	437	52.8	6.07	2	2.8	1	1.4	59t	4/41	74.8
Booker (5)	7	2	78	28.6	11.14	2	28.6	0	0.0	44t	0/0	113.1
Maynard (7)	3	2	39	66.7	13.0	2	66.7	0	0.0	27t	0/0	149.3
Urlacher (4)	1	0	0	0.0	0.00	0	0.0	0	0.0	0	0/0	39.6

PUNT RETURNS	Ret	FC	Yds	Avg	Lg	TD
McQuarters (6)	114	26	1,044	9.2	72t	2
Merritt (3)	10	2	71	7.1	18	0
D. Jones (2)	6	3	28	4.7	17	0

KICKOFF RETURNS	No	Yds	Avg	Lg	TD
Merritt (3)	65	1,434	22.1	63	0
Azumah (5)	45	1,256	27.9	89t	2
McQuarters (6)	43	907	21.1	45	0
Abdullah (6)	20	352	17.6	35	0
Jones (4)	17	271	15.9	25	0
D. Jones (2)	10	195	19.5	31	0
Tafoya (3)	4	55	13.8	19	0
Gilmore (2)	3	25	8.3	11	0
Terrell (3)	1	8	8.0	8	0

PUNTING	No	Yds	Avg	Net	TB	In20	Lg	B
Maynard (7)	633	26,604	42.0	35.8	55	208	75	4
Barnard (1)	10	365	36.5	32.5	1	4	49	0
Edinger (4)	1	34	34.0	34.0	0	1	34	0

INTERCEPTIONS	No	Yds	Avg	Lg	TD
M. Brown (4)	11	132	12.0	35t	3
McQuarters (6)	8	238	29.8	61t	1
Urlacher (4)	6	79	13.2	41	0
Azumah (5)	6	78	13.0	25	0
Tillman (1)	4	27	6.8	32	0
Briggs (1)	1	45	45.0	45t	1
Green (4)	1	3	3.0	0	0
A. Brown (2)	1	0	0.0	0	0

DEFENSE	Tackles	Solo	FF	FR	PD	Sack
Urlacher (4)	680	459	3	5	12	21.0
M. Brown (4)	396	253	3	4	23	3.0
B. Robinson (7)	339	206	5	1	32	17.5
McQuarters (6)	306	229	2	2	44	2.0
Azumah (5)	283	210	4	1	27	4.0
Green (4)	254	166	2	2	11	4.5
A. Brown (2)	128	93	5	4	6	8.0
Tillman (1)	89	64	1	0	10	1.0
Briggs (1)	81	62	0	1	4	0.0
Boone (3)	78	54	1	2	4	4.5
Gray (2)	65	45	0	1	6	1.0
Knight (2)	33	21	1	4	0	1.5
Haynes (1)	31	20	1	0	1	2.0
McMillon (4)	27	23	0	0	4	0.0
Odum (1)	23	16	0	0	1	0.0
Tafoya (3)	19	11	0	0	0	0.5
Hill (2)	3	0	0	0	0	0.0
Scott (1)	3	2	0	0	0	0.0
Williams (1)	3	2	0	0	0	0.0
R. Brown (9)	2	2	0	2	0	0.0
LaFavor (1)	2	1	0	0	0	0.0

( ) Seasons in the NFL with at least 1 game played. Does not include postseason games.

# The Players

## How the '04 Bears were Built

**GSH**

YEAR	DRAFT	FREE AGENTS / WAIVERS	TRADE
2004	1. Tommie Harris 2. Tank Johnson 3. Bernard Berrian 4. Nathan Vasher 4. Leon Joe 5. Claude Harriott 5. Craig Krenzel 7. Alfonso Marshall	Sam Aiello (UnFA) Derrick Ballard (UnFA) Ruben Brown (WFA-BUF) Jeremy Cain (UnFA) Darrell Campbell (UnFA) Ryan Dinwiddie (UnFA) Rob Droege (UnFA) Thomas Jones (UFA-TB) Alain Kashama (UnFA) Michael Keathley (UFA-SD) Josh Minkins (UnFA) Lewis Moore (WC-NYG) Joe O'Donnell (WFA-OAK) Brian Pare (UnFA) Jonathan Quinn (UFA-KC) A.J. Ricker (UnFA) Dan Rumishek (WFA-PIT) Jerry Schumacher (WFA) John Tait (RFA-KC) Virgil Williams (UnFA)	Bryan Johnson (WASH)
2003	1. Michael Haynes 1. Rex Grossman 2. Charles Tillman 3. Lance Briggs 4. Todd Johnson 4. Ian Scott 5. Bobby Wade 5. Justin Gage 5. Tron LaFavor 6. Joe Odom 6. Brock Forsey 7. Bryan Anderson	Mark Anelli (WFA-SF) Brooks Barnard (WFA-NE) Aaron Boone (WFA-DAL) Desmond Clark (UFA-MIA) Jamin Elliott (NE) Andre Forde (WFA-IND) Jimmy Fryzel (TEN) Dwone Hicks (WFA-TEN) Charles Hill (WFA-SF) Hunter Hillenmeyer (WFA-GB) Israel Idonije (WFA-CLE) Robert Johnson (WC-ATL) Daryl Jones (WFA-NYG) Jason McKie (WC-DAL) Qasim Mitchell (WFA-CLE) Marcus Reese (WFA-SF) Gabe Reid (TEN-PS) Cliff Washburn (WFA-NYG) Brock Williams (WC-OAK) Cameron Worrell (UnFA)	
2002	1. Marc Colombo 3. Terrance Metcalf 4. Alex Brown 5. Bobby Gray 5. Bryan Knight 6. Adrian Peterson 6. Jamin Elliott 6. Bryan Fletcher	Rabih Abdullah (UFA-TB) Steve Edwards (PHI-PS) Aaron Gibson (WFA-DAL) John Gilmore (WFA-NO) Josh Warner (UnFA)	
2001	1. David Terrell 2. Anthony Thomas 3. Mike Gandy	Brad Maynard (UFA-NYG) Joe Tafoya (WFA-TB)	
2000	1. Brian Urlacher 2. Mike Brown 3. Dustin Lyman 6. Paul Edinger 7. Mike Green	Alfonso Boone (DET-PS) Todd McMillon (CFL) Ahmad Merritt (UnFA)	R.W. McQuarters (SF)
1999	3. Rex Tucker 3. Marty Booker 5. Jerry Azumah		
1998	3. Olin Kreutz 6. Patrick Mannelly	Bryan Robinson (WFA-StL)	

 How the '04  
Bears were Built

### ROUND 1 (11)

Tommie Harris (14), 2004 by Chicago  
 Michael Haynes (14), 2003 by Chicago  
 Rex Grossman (22), 2003 by Chicago  
 Marc Colombo (29), 2002 by Chicago  
 David Terrell (8), 2001 by Chicago  
 Thomas Jones (7), 2000 by Arizona  
 Brian Urlacher (9), 2000 by Chicago  
 John Tait (14), 1999 by Kansas City  
 Aaron Gibson (27), 1999 by Detroit  
 R.W. McQuarters (28), 1998 by San Francisco  
 Ruben Brown (14), 1995 by Buffalo

### ROUND 2 (4)

Tank Johnson (47), 2004 by Chicago  
 Charles Tillman (35), 2003 by Chicago  
 Anthony Thomas (38), 2001 by Chicago  
 Mike Brown (39), 2000 by Chicago

### ROUND 3 (12)

Bernard Berrian (78), 2004 by Chicago  
 Lance Briggs (68), 2003 by Chicago  
 Charles Hill (83), 2002 by Houston  
 Terrence Metcalf (93), 2002 in Chicago  
 Mike Gandy (68), 2001 by Chicago  
 Brock Williams (86), 2001 by New England  
 Dustin Lyman (87), 2000 by Chicago  
 Marty Booker (78), 1999 by Chicago  
 Rex Tucker (66), 1999 by Chicago  
 Olin Kreutz (64), 1998 by Chicago  
 Jonathan Quinn (86), 1998 by Jacksonville  
 Brad Maynard (95), 1997 by NY Giants

### ROUND 4 (5)

Nathan Vasher (110), 2004 by Chicago  
 Leon Joe (112), 2004 by Chicago  
 Todd Johnson (100), 2003 by Chicago  
 Ian Scott (116), 2003 by Chicago  
 Alex Brown (104), 2002 by Chicago

### ROUND 5 (9)

Claude Harriott (147), 2004 by Chicago  
 Craig Krenzel (148), 2004 by Chicago  
 Bobby Wade (139), 2003 by Chicago  
 Justin Gage (143), 2003 by Chicago  
 Hunter Hillenmeyer (166), 2003 by Green Bay  
 Tron LaFavor (171), 2003 by Chicago  
 Bobby Gray (140), 2002 by Chicago  
 Bryan Knight (165), 2002 by Chicago  
 Jerry Azumah (147), 1999 by Chicago

### ROUND 6 (9)

Joe Odom (191), 2003 by Chicago  
 Brock Forsey (206), 2003 by Chicago  
 John Gilmore (196), 2002 by New Orleans  
 Adrian Peterson (199), 2002 by Chicago  
 Mark Anelli (201), 2002 by San Francisco  
 Jamin Elliott (203), 2002 by Chicago  
 Paul Edinger (174), 2000 by Chicago  
 Desmond Clark (179), 1999 by Denver  
 Pat Mannelly (189), 1998 by Chicago

### ROUND 7 (6)

Alfonso Marshall (215), 2004 by Chicago  
 Bryan Anderson (261), 2003 by Chicago  
 Daryl Jones (226), 2002 by the New York Giants  
 Joe Tafoya (234), 2001 by Tampa Bay  
 Alfonso Boone (253), 2000 by Detroit  
 Mike Green (254), 2000 by Chicago

### UNDRAFTED FREE AGENT (32)

Sam Aiello, 2004 by Chicago  
 Derrick Ballard, 2004 by Chicago  
 Jeremy Cain, 2004 by Chicago  
 Ryan Dinwiddie, 2004 by Chicago  
 Rob Droege, 2004 by Chicago  
 Alain Kashama, 2004 by Chicago  
 Josh Minkins, 2004 by Chicago  
 Lewis Moore, 2004 by the New York Giants  
 Brian Pare, 2004 by Chicago  
 A.J. Ricker, 2004 by Chicago  
 Brooks Barnard, 2003 by Chicago  
 Aaron Boone, 2003 by Dallas  
 Andre Forde, 2003 by Indianapolis  
 Jimmy Fryzel, 2003 by Miami  
 Dwone Hicks, 2003 by Tennessee  
 Israel Idonije, 2003 by Cleveland  
 Robert Johnson, 2003 by Atlanta  
 Qasim Mitchell, 2003 by Cleveland  
 Marcus Reese, 2003 by San Francisco  
 Gabe Reid, 2003 by the New York Jets  
 Dan Rumishek, 2003 by Pittsburgh  
 Jerry Schumacher, 2003 by Chicago  
 Cliff Washburn, 2003 by the New York Giants  
 Steve Edwards, 2002 by Philadelphia  
 Jason McKie, 2002 by Philadelphia  
 Joe O'Donnell, 2002 by Pittsburgh  
 Michael Keathley, 2001 by San Diego  
 Josh Warner, 2001 by the New York Giants  
 Bryan Johnson, 2000 by Washington  
 Ahmad Merritt, 2000 by Chicago  
 Rabih Abdullah, 1998 by Tampa Bay  
 Bryan Robinson, 1997 by St. Louis

### UNRESTRICTED FREE AGENT (1)

Todd McMillon, 2000 (Canadian Football League)





# GSH Year-in-Review

## 2003 Final Statistics

### WON 7, LOST 9

09/07/03	at San Francisco	L	7-49	67,554
09/14/03	at Minnesota	L	13-24	64,144
09/29/03	GREEN BAY	L	23-38	61,500
10/05/03	OAKLAND	W	24-21	61,099
10/12/03	at New Orleans	L	13-20	68,390
10/19/03	at Seattle	L	17-24	65,671
10/26/03	DETROIT	W	24-16	61,428
11/02/03	SAN DIEGO	W	20-7	61,500
11/09/03	at Detroit	L	10-12	61,492
11/16/03	ST. LOUIS	L	21-23	61,820
11/23/03	at Denver	W	19-10	75,540
11/30/03	ARIZONA	W	28-3	61,550
12/07/03	at Green Bay	L	21-34	70,458
12/14/03	MINNESOTA	W	13-10	61,804
12/21/03	WASHINGTON	W	27-24	61,719
12/28/03	at Kansas City	L	3-31	78,413

	Bears	Opp
<b>TOTAL FIRST DOWNS</b>	<b>264</b>	<b>289</b>
Rushing	104	104
Passing	143	156
Penalty	17	29
3rd Down: Made/Att	77/228	84/213
3rd Down Pct.	33.8	39.4
4th Down: Made/Att	15/23	6/15
4th Down Pct.	65.2	40.0
<b>POSSESSION AVG.</b>	<b>29:39</b>	<b>30:21</b>
<b>TOTAL NET YARDS</b>	<b>4380</b>	<b>4947</b>
Avg. Per Game	273.8	309.2
Total Plays	1001	992
Avg. Per Play	4.4	5.0
<b>NET YARDS RUSHING</b>	<b>1763</b>	<b>1865</b>
Avg. Per Game	110.2	116.6
Total Rushes	443	449
<b>NET YARDS PASSING</b>	<b>2617</b>	<b>3082</b>
Avg. Per Game	163.6	192.6
Sacked/Yards Lost	43/288	18/105
Gross Yards	2905	3187
Attempts/Completions	515/271	525/326
Completion Pct.	52.6	62.1
Had Intercepted	20	15
<b>PUNTS/AVERAGE</b>	<b>81/40.2</b>	<b>76/40.4</b>
<b>NET PUNTING AVG.</b>	<b>81/34.6</b>	<b>76/33.3</b>
<b>PENALTIES/YARDS</b>	<b>92/806</b>	<b>93/746</b>
<b>FUMBLES/BALL LOST</b>	<b>25/9</b>	<b>19/5</b>
<b>TOUCHDOWNS</b>	<b>29</b>	<b>36</b>
Rushing	13	13
Passing	12	20
Returns	4	3

SCORE BY PERIOD	1	2	3	4	OT	Tot
BEARS	46	76	53	108	0	283
OPPONENTS	69	109	50	118	0	346

### SCORING TDs: Ru-Pa-Rt K-PAT FG 2Pt Pts

Edinger	0	0	0	0	27/27	26/36	0	105
Thomas	6	6	0	0	0/0	0/0	0	36
Booker	4	0	4	0	0/0	0/0	0	24
Stewart	3	3	0	0	0/0	0/0	1	20
White	3	0	3	0	0/0	0/0	0	18
Azumah	2	0	0	2	0/0	0/0	0	12
Clark	2	0	2	0	0/0	0/0	0	12
Forsey	2	2	0	0	0/0	0/0	0	12
Gage	2	0	2	0	0/0	0/0	0	12
Pritchett	2	2	0	0	0/0	0/0	0	12
Briggs	1	0	0	1	0/0	0/0	0	6
McQuarters	1	0	0	1	0/0	0/0	0	6
Terrell	1	0	1	0	0/0	0/0	0	6
Chandler	0	0	0	0	0/0	0/0	1	2
<b>BEARS</b>	<b>29</b>	<b>13</b>	<b>12</b>	<b>4</b>	<b>27/27</b>	<b>26/36</b>	<b>2</b>	<b>283</b>
<b>OPPS.</b>	<b>36</b>	<b>13</b>	<b>20</b>	<b>3</b>	<b>31/33</b>	<b>31/38</b>	<b>3</b>	<b>346</b>

2-Pt. Conversions: BEARS 2/2, OPPONENTS: 3/3

RUSHING	No	Yds	Avg	Lg	TD
Anthony Thomas	244	1024	4.2	67t	6
Kordell Stewart	59	290	4.9	25	3
Brock Forsey	50	191	3.8	17	2
Adrian Peterson	22	70	3.2	10	0
Stanley Pritchett	21	93	4.4	18	2
Rabih Abdullah	18	37	2.1	10	0
Chris Chandler	14	35	2.5	11	0
Bobby Wade	5	14	2.8	6	0
Dez White	2	13	6.5	12	0
David Terrell	1	4	4.0	4	0
Brad Maynard	1	0	0.0	0	0
Rex Grossman	3	-1	-0.3	0	0
Marty Booker	3	-7	-2.3	1	0
<b>BEARS</b>	<b>443</b>	<b>1763</b>	<b>4.0</b>	<b>67t</b>	<b>13</b>
<b>OPPONENTS</b>	<b>449</b>	<b>1865</b>	<b>4.2</b>	<b>60t</b>	<b>13</b>

RECEIVING	No	Yds	Avg	Lg	TD
Marty Booker	52	715	13.8	61t	4
Dez White	49	583	11.9	49	3
Desmond Clark	44	433	9.8	31	2
David Terrell	43	361	8.4	35	1
Stanley Pritchett	18	83	4.6	20	0
Justin Gage	17	338	19.9	57	2
Bobby Wade	12	137	11.4	24	0
Dustin Lyman	11	80	7.3	12	0
Anthony Thomas	9	36	4.0	9	0
Rabih Abdullah	8	55	6.9	17	0
Ahmad Merritt	3	50	16.7	25	0
Brock Forsey	3	37	12.3	22	0
Adrian Peterson	1	5	5.0	5	0
Olin Kreutz	1	-8	-8.0	-8	0
<b>BEARS</b>	<b>271</b>	<b>2905</b>	<b>10.7</b>	<b>61t</b>	<b>12</b>
<b>OPPONENTS</b>	<b>326</b>	<b>3187</b>	<b>9.8</b>	<b>51</b>	<b>20</b>

INTERCEPTIONS	No	Yds	Avg	Lg	TD
Jerry Azumah	4	44	11.0	25	0
Charles Tillman	4	27	6.8	32	0
R.W. McQuarters	2	72	36.0	43	0
Mike Brown	2	0	0.0	0	0
Lance Briggs	1	45	45.0	45t	1
Mike Green	1	3	3.0	3	0
Alex Brown	1	0	0.0	0	0
<b>BEARS</b>	<b>15</b>	<b>191</b>	<b>12.7</b>	<b>45t</b>	<b>1</b>
<b>OPPONENTS</b>	<b>20</b>	<b>390</b>	<b>19.5</b>	<b>90t</b>	<b>2</b>

KICK RETURNS	No	Yds	Avg	Lg	TD
Jerry Azumah	41	1191	29.0	89t	2
Ahmad Merritt	20	405	20.3	35	0
Rabih Abdullah	5	62	12.4	17	0
Joe Tafoya	4	55	13.8	19	0
John Gilmore	3	25	8.3	11	0
<b>BEARS</b>	<b>73</b>	<b>1738</b>	<b>23.8</b>	<b>89t</b>	<b>2</b>
<b>OPPONENTS</b>	<b>64</b>	<b>1367</b>	<b>21.4</b>	<b>96t</b>	<b>1</b>

**SACKS:** A. Brown 5.5, Daniels 2.5, Urlacher 2.5, Haynes 2.0, Azumah 1.0, Boone 1.0, Gray 1.0, Robinson 1.0, Tillman 1.0, Green 0.5. **BEARS:** 18.0, **OPPONENTS:** 43.0

PASSING	Att	Cmp	Yds	Cmp%	Yd/Att	TD	TD%	Int	Int%	Lg	Sack/Lost	Rating
Kordell Stewart	251	126	1418	50.2	5.65	7	2.8	12	4.8	61t	25/146	56.8
Chris Chandler	192	107	1050	55.7	5.47	3	1.6	7	3.6	37	14/101	61.3
Rex Grossman	72	38	437	52.8	6.07	2	2.8	1	1.4	59t	4/41	74.8
<b>BEARS</b>	<b>515</b>	<b>271</b>	<b>2905</b>	<b>52.6</b>	<b>5.64</b>	<b>12</b>	<b>2.3</b>	<b>20</b>	<b>3.9</b>	<b>61t</b>	<b>43/288</b>	<b>61.0</b>
<b>OPPONENTS</b>	<b>525</b>	<b>326</b>	<b>3187</b>	<b>62.1</b>	<b>6.07</b>	<b>20</b>	<b>3.8</b>	<b>15</b>	<b>2.9</b>	<b>51</b>	<b>18/105</b>	<b>79.9</b>

PUNTING	No	Yds	Avg	Net	TB	In20	Lg	B
B. Maynard	79	3258	41.2	34.6	9	23	53	2
<b>BEARS</b>	<b>81</b>	<b>3258</b>	<b>40.2</b>	<b>34.6</b>	<b>9</b>	<b>23</b>	<b>53</b>	<b>2</b>
<b>OPP.</b>	<b>76</b>	<b>3073</b>	<b>40.4</b>	<b>33.3</b>	<b>4</b>	<b>21</b>	<b>62</b>	<b>0</b>

PUNT RETURNS	Ret	FC	Yds	Avg	Lg	TD
R.W. McQuarters	37	12	452	12.2	60t	1
Bobby Wade	2	1	9	4.5	10	0
<b>BEARS</b>	<b>39</b>	<b>13</b>	<b>461</b>	<b>11.8</b>	<b>60t</b>	<b>1</b>
<b>OPPONENTS</b>	<b>36</b>	<b>13</b>	<b>277</b>	<b>7.7</b>	<b>35</b>	<b>0</b>

FIELD GOALS	1-19	20-29	30-39	40-49	50+
Paul Edinger	1/1	4/4	9/13	9/14	3/4
<b>BEARS</b>	<b>1/1</b>	<b>4/4</b>	<b>9/13</b>	<b>9/14</b>	<b>3/4</b>
<b>OPPONENTS</b>	<b>0/0</b>	<b>12/12</b>	<b>12/14</b>	<b>6/9</b>	<b>1/3</b>
<b>EDINGER:</b>	<b>(42G,43G)</b>	<b>(31G,38G,41G)</b>	<b>(35G,50G,48G)</b>	<b>(28G,31G)</b>	<b>(50G,35G,40G)</b>
	<b>(37G,32B)</b>	<b>(38G,22G)</b>	<b>(43G,48B,41N)</b>	<b>(34N)</b>	<b>(33G,23G,54G,47G)</b>
	<b>(44N,43N)</b>	<b>(38G,22G,46N)</b>	<b>(19G,30N,33N,45G)</b>	<b>(52N,48G)</b>	
<b>OPPONENTS:</b>	<b>(22G,29G,28G,24G,26G)</b>	<b>(23G,53N)</b>	<b>(34G)</b>	<b>(36G,39G,32G,33G,47B,49G)</b>	<b>(38N,50G,30G)</b>
	<b>(50N,45G)</b>	<b>(46N)</b>	<b>(24G,25G,30G,48G)</b>	<b>(41G,44G,31G)</b>	<b>(40N,25G)</b>
	<b>(32G)</b>	<b>(24G,38G,35G,45G)</b>	<b>(22G)</b>	<b>(27G,31N)</b>	<b>(38G)</b>

### NFC NORTH FUTURE OPPONENTS

#### CHICAGO BEARS

2005		2006	
Home	Away	Home	Away
ATL	NO	SF	ARZ
CAR	TB	SEA	STL
BAL	CLE	BUF	NE
CIN	PIT	MIA	NYJ
NFCW	NFCE	NFCS	NFCE

#### DETROIT LIONS

2005		2006	
Home	Away	Home	Away
ATL	NO	SF	ARZ
CAR	TB	SEA	STL
BAL	CLE	BUF	NE
CIN	PIT	MIA	NYJ
NFCW	NFCE	NFCS	NFCE

#### GREEN BAY PACKERS

2005		2006	
Home	Away	Home	Away
NO	ATL	ARZ	SF
TB	CAR	STL	SEA
CLE	BAL	NE	BUF
PIT	CIN	NYJ	MIA
NFCW	NFCE	NFCS	NFCE

#### MINNESOTA VIKINGS

2005		2006	
Home	Away	Home	Away
NO	ATL	ARZ	SF
TB	CAR	STL	SEA
CLE	BAL	NE	BUF
PIT	CIN	NYJ	MIA
NFCW	NFCE	NFCS	NFCE

# Year-in-Review

## Defensive and Special Teams Stats

DEFENSE	Tackles	Solo	Assist	TFL	FF	FR	PD	Sacks	Int
Urlacher	153	112	41	11	0	0	3	2.5	0
Azumah	90	65	25	2	0	0	6	1.0	4
Tillman	89	64	25	1	1	0	10	1.0	4
Briggs	81	62	19	5	0	0	4	0.0	1
M. Brown	81	57	24	1	0	0	4	0.0	2
A. Brown	79	61	18	6	2	1	3	5.5	1
Holdman	79	56	23	1	1	0	0	0.0	0
Daniels	64	46	18	2	1	0	4	2.5	0
Gray	62	42	20	2	0	1	6	1.0	0
Green	48	31	17	3	0	0	2	0.5	1
Robinson	47	25	22	1	0	0	5	1.0	0
McQuarters	45	35	10	0	0	0	7	0.0	2
Boone	39	30	9	2	0	0	3	1.0	0
Haynes	31	20	11	2	1	0	1	2.0	0
Odom	23	16	7	1	0	0	1	0.0	0
Knight	21	15	6	1	0	1	0	0.0	0
Traylor	18	13	5	4	1	0	3	0.0	0
Tafoya	10	6	4	1	0	0	0	0.0	0
Howard	3	3	0	0	0	0	0	0.0	0
McMillon	3	3	0	0	0	0	1	0.0	0
Scott	3	2	1	0	0	0	0	0.0	0
Williams	3	2	1	0	0	0	0	0.0	0
LaFavor	2	1	1	0	0	0	0	0.0	0

KEY: TFL - Tackles for loss; FF - Forced Fumbles; FR - Fumbles Recovered;  
PD - Passes Defended (Compiled from coaches watching game films).

Special Teams	Tackles	Solo	Assists	Tackles			Bik	Bik
				in-20	FF	FR	Punt	FG/PAT
Abdullah	17	13	4	1	0	0	0	0
Tafoya	14	11	3	0	0	0	0	0
Knight	13	11	2	1	0	0	0	0
Merritt	13	12	1	2	3	0	0	0
Hillenmeyer	12	9	3	0	1	0	0	0
McMillon	12	12	0	2	0	0	0	0
Worrell	8	8	0	1	0	1	0	0
Odom	6	3	3	0	0	1	0	0
Howard	5	4	1	0	0	0	0	0
Tillman	5	4	1	0	1	0	0	0
Azumah	4	3	1	0	0	0	0	0
Gray	4	4	0	1	1	0	0	0
Holdman	4	3	1	1	0	0	0	0
Lyman	4	4	0	1	1	0	0	0
Gilmore	3	2	1	0	0	0	0	0
Peterson	3	1	2	0	0	0	0	0
Williams	3	2	1	0	0	0	0	0
Briggs	2	2	0	0	0	0	0	0
Brown, M.	2	1	1	0	0	0	0	0
Green	2	1	1	0	0	0	0	0
Maynard	2	1	1	0	0	0	0	0
McKie	2	1	1	0	0	0	0	0
Edinger	1	0	1	0	0	0	0	0
Gage	1	1	0	0	0	0	0	0
Mannelly	1	0	1	0	0	1	0	0
Daniels	0	0	0	0	0	0	0	1

# Year-in-Review

## 2003 Participation Chart

GSH

NAME	at S	at I	at M	at G	at O	at A	at N	at S	at D	at D	at S	at A	at R	at G	at M	at W	at A	at K	GP-GS
2 Edinger, Paul	P	P	P	P	P	P	P	P	P	P	P	P	P	P	P	P	P	P	16-0
4 Maynard, Brad	P	P	P	P	P	P	P	P	P	P	P	P	P	P	P	P	P	P	16-0
8 Grossman, Rex	3Q	3Q	3Q	3Q	3Q	DN	DN	DN	3Q	3Q	3Q	DN	DN	S	S	S	S	3-3	
10 Stewart, Kordell	S	S	S	S	3Q	3Q	3Q	DN	DN	P	S	S	DN	DN	P	P	P	9-7	
12 Chandler, Chris	DN	DN	DN	DN	S	S	S	S	S	3Q	3Q	3Q	3Q	P	P	P	P	8-6	
16 Barnard, Brooks	NW	NW	NW	NW	NW	NW	NW	NW	NW	NW	NW	NW	NW	NW	DN	IG	0-0	0-0	
18 Jones, Daryl	NW	NW	NW	NW	NW	NW	NW	NW	NW	NW	NW	NW	NW	NW	NW	IG	0-0	0-0	
21 McQuarters, R.W.	S	S	S	S	S	P	P	P	P	P	P	P	P	P	P	P	P	16-6	
22 Williams, Brock	IG	IG	P	IG	P	P	P	P	P	P	P	P	IG	IG	DN	P	P	10-0	
23 Azumah, Jerry	S	S	P	P	P	P	S	S	S	S	S	S	S	S	S	S	S	16-13	
24 Worrell, Cameron	P	IG	P	P	P	P	P	IG	P	P	P	P	P	P	P	P	P	14-0	
25 Gray, Bobby	P	P	P	P	P	S	S	P	P	S	S	S	S	S	S	S	S	16-9	
26 McMillon, Todd	P	P	P	P	P	P	P	IG	IG	IG	P	P	P	P	P	P	P	13-0	
27 Abdullah, Rabih	P	P	P	IG	P	P	P	P	P	P	P	P	P	P	P	P	P	15-0	
30 Brown, Mike	S	S	S	S	S	S	S	S	S	S	S	S	S	S	S	S	S	16-16	
33 Tillman, Charles	P	P	P	S	S	S	S	S	S	S	S	S	S	S	S	S	S	16-13	
35 Thomas, Anthony	S	S	S	S	IG	IG	S	S	S	S	S	IG	S	S	S	S	S	13-13	
36 Pritchett, Stanley	S	S	S	S	P	P	S	P	S	S	S	S	S	S	P	P	P	16-10	
37 McKie, Jason	PS	PS	PS	PS	PS	PS	PS	PS	PS	PS	P	P	P	P	P	P	P	6-0	
44 Forsey, Brock	IG	P	IG	IG	P	P	S	P	P	P	DN	S	P	DN	P	P	P	11-2	
48 Reid, Gabe	NW	NW	NW	NW	NW	NW	NW	NW	NW	NW	NW	IG	IG	IG	IG	IG	IG	1-0	
53 Holdman, Warrick	S	S	S	S	IG	IG	S	S	S	S	S	S	S	S	S	S	S	13-13	
54 Urlacher, Brian	S	S	S	S	S	S	S	S	S	S	S	S	S	S	S	S	S	16-16	
55 Briggs, Lance	P	P	S	S	S	S	S	S	S	S	S	S	S	S	S	S	S	16-13	
57 Kregutz, Olin	S	S	S	S	S	S	S	S	S	S	S	S	S	S	S	S	S	16-16	
58 Villarrial, Chris	S	IG	S	S	S	S	S	S	S	S	S	S	IG	IG	S	S	S	13-13	
60 Metcalf, Terrence	IG	IG	IG	IG	IG	P	P	P	P	P	P	P	P	S	P	P	P	11-2	
63 Lacina, Corbin	P	S	P	P	P	IG	DN	IG	IG	IG	IG	P	IG	P	IG	DN	P	7-1	
65 Mannely, Patrick	P	P	P	P	P	P	P	P	P	P	P	P	P	P	P	P	P	16-0	
67 Warner, Josh	P	DN	P	P	DN	P	P	P	P	DN	P	P	DN	P	P	P	P	12-0	
68 Anderson, Bryan	PS	PS	PS	PS	PS	PS	PS	PS	PS	PS	PS	PS	PS	PS	PS	PS	PS	IG 0-0	
69 Gandy, Mike	S	S	S	S	S	S	S	S	S	S	S	S	S	S	IG	IG	S	14-14	
70 Boone, Alfonso	P	P	P	S	S	S	S	S	P	P	P	P	P	P	P	P	P	16-6	
73 LaFavor, Tron	IG	IG	IG	P	IG	P	IG	IG	IG	IG	IG	IG	IG	IG	IG	IG	IG	4-0	
74 Hill, Charles	NW	NW	NW	NW	NW	NW	NW	NW	NW	NW	NW	NW	NW	NW	NW	NW	IG	0-0	
78 Gibson, Aaron	S	S	S	S	S	S	S	S	S	S	S	S	S	S	S	S	S	16-16	
79 Edwards, Steve	S	S	S	S	S	S	S	S	S	S	S	S	S	S	S	S	S	16-16	
81 Merritt, Ahmad	P	P	P	P	S	IG	P	P	P	P	P	P	P	P	P	P	P	15-1	
83 Terrell, David	P	P	P	S	S	S	S	P	P	P	P	P	P	S	S	S	S	16-8	
84 Wade, Bobby	IG	IG	IG	IG	IG	P	P	P	P	P	P	P	P	P	P	P	P	12-1	
85 Gilmore, John	P	P	P	P	P	P	P	P	P	P	P	P	P	P	P	P	P	IG 15-1	
86 Booker, Marty	S	S	S	S	S	IG	IG	IG	S	S	S	S	S	S	S	S	S	13-13	
87 Gage, Justin	IG	IG	IG	IG	IG	P	P	S	P	P	P	P	P	S	S	IG	IG	10-3	
88 Clark, Desmond	S	S	S	S	S	IG	S	S	S	S	S	S	S	S	S	S	S	15-15	
90 Knight, Bryan	S	P	P	P	P	P	P	P	P	P	P	P	P	P	P	P	P	16-2	
92 Hillenmeyer, Hunter	PS	PS	P	P	P	P	P	P	P	P	P	P	P	P	P	P	P	13-0	
93 Daniels, Phillip	S	S	S	S	S	S	S	S	S	S	S	S	S	S	S	S	S	16-16	
94 Traylor, Keith	S	S	IG	IG	IG	IG	IG	S	S	S	S	S	S	S	IG	S	IG	10-10	
95 Scott, Ian	IG	IG	IG	P	P	P	P	IG	IG	IG	IG	IG	IG	P	P	IG	IG	7-0	
96 Brown, Alex	S	S	S	S	S	S	S	S	S	S	S	S	S	S	S	S	S	16-16	
97 Haynes, Michael	P	P	P	P	P	P	P	P	P	P	P	P	P	P	P	P	P	16-0	
98 Robinson, Bryan	S	S	S	S	S	S	S	S	S	S	S	S	S	S	S	S	S	16-16	
99 Tafuya, Joe	P	P	P	P	P	P	P	P	P	P	P	P	P	P	P	P	P	16-0	

49 Anelli, Mark	NW	NW	NW	NW	NW	NW	NW	NW	NW	NW	NW	NW	NW	NW	NW	NW	PS	0-0
75 Colombo, Marc	PU	PU	PU	PU	PU	PU	PU	PU	PU	IR	IR	IR	IR	IR	IR	IR	IR	0-0
Davis, John	PU	PU	PU	PU	PU	PU	NW	NW	NW	NW	NW	NW	NW	NW	NW	NW	NW	0-0
Demaree, Chris	PS	NW	PS	PS	PS	PS	PS	PS	PS	NW	NW	NW	NW	NW	NW	NW	NW	0-0
Grice, Shane	PS	NW	NW	NW	NW	NW	NW	NW	NW	NW	NW	NW	NW	NW	NW	NW	NW	0-0
Fryzel, Jimmy	NW	NW	NW	NW	NW	NW	NW	NW	PS	NW	NW	NW	NW	NW	NW	NW	NW	0-0
43 Green, Mike	S	S	S	S	S	DN	IG	S	S	IG	IG	P	P	IG	IR	IR	10-8	
38 Hicks, Dwone	NW	NW	NW	NW	NW	NW	NW	NW	NW	PS	PS	PS	PS	PS	PS	PS	PS	0-0
52 Howard, Bobbie	P	P	NW	NW	NW	NW	NW	NW	NW	NW	NW	NW	NW	NW	NW	NW	NW	3-0
71 Idonije, Israel	NW	NW	NW	NW	NW	NW	NW	NW	NW	PS	PS	PS	PS	PS	PS	PS	PS	0-0
82 Johnson, Robert	PU	PU	PU	PU	PU	PU	PU	PU	IG	P	IR	IR	IR	IR	IR	IR	IR	1-0
32 Johnson, Todd	IG	IR	IR	IR	IR	IR	IR	IR	IR	IR	IR	IR	IR	IR	IR	IR	IR	0-0
89 Lyman, Dustin	P	P	P	P	P	S	P	P	IG	IG	IG	IG	IG	IR	IR	IR	IR	9-1
72 Mitchell, Qasim	NW	PS	PS	PS	PS	PS	PS	PS	IG	IG	IG	P	S	S	IR	IR	3-2	
59 Odum, Joe	P	P	P	S	S	S	P	P	P	IR	IR	IR	IR	IR	IR	IR	IR	10-3
29 Peterson, Adrian	P	P	P	P	P	S	IG	IG	IR	IR	IR	IR	IR	IR	IR	IR	IR	6-1
52 Reese, Marcus	NW	NW	NW	NW	NW	NW	NW	NW	NW	NW	PS	PS	PS	PS	PS	PS	PS	0-0
74 Sanderson, Scott	NW	DN	P	IG	IG	IG	DN	IG	IG	NW	NW	NW	NW	NW	NW	NW	NW	1-0
64 Tucker, Rex	IR	IR	IR	IR	IR	IR	IR	IR	IR	IR	IR	IR	IR	IR	IR	IR	IR	0-0
76 Washburn, Cliff	PS	PS	PS	PS	PS	PS	PS	PS	PS	PS	PS	PS	PS	PS	PS	PS	PS	0-0
80 White, Dez	S	S	S	S	S	S	S	S	S	P	P	S	S	P	P	IR	IR	15-11

KEY  
 S - Started; DN - Did Not play; IR - Injured Reserve; 3Q - Third Quarterback; PU - Reserve / PUP List  
 P - Played; IG - Inactive - Game Day; PS - Practice Squad; NW - Not With Team; SU - Reserve / Suspended

Year-in-Review

## OFFENSE

		WR	LT	LG	C	RG	RT
9/7	at San Francisco	White	Gandy	Edwards	Kreutz	Villarrial	Gibson
9/14	at Minnesota	White	Gandy	Edwards	Kreutz	Lacina	Gibson
9/29	GREEN BAY	White	Gandy	Edwards	Kreutz	Villarrial	Gibson
10/5	OAKLAND	White	Gandy	Edwards	Kreutz	Villarrial	Gibson
10/12	at New Orleans	White	Gandy	Edwards	Kreutz	Villarrial	Gibson
10/19	at Seattle	White	Gandy	Edwards	Kreutz	Villarrial	Gibson
10/26	DETROIT	White	Gandy	Edwards	Kreutz	Villarrial	Gibson
11/2	SAN DIEGO	White	Gandy	Edwards	Kreutz	Villarrial	Gibson
11/9	at Detroit	White	Gandy	Edwards	Kreutz	Villarrial	Gibson
11/16	ST. LOUIS	Terrell	Gandy	Edwards	Kreutz	Villarrial	Gibson
11/23	at Denver	Gilmore-TE	Gandy	Edwards	Kreutz	Villarrial	Gibson
11/30	ARIZONA	White	Gandy	Edwards	Kreutz	Villarrial	Gibson
12/7	at Green Bay	White	Gandy	Edwards	Kreutz	Metcalf	Gibson
12/14	MINNESOTA	Terrell	Mitchell	Edwards	Kreutz	Metcalf	Gibson
12/21	WASHINGTON	Terrell	Mitchell	Edwards	Kreutz	Villarrial	Gibson
12/28	at Kansas City	Terrell	Gandy	Edwards	Kreutz	Villarrial	Gibson

		TE	WR	QB	RB	EB	K
9/7	at San Francisco	Clark	Booker	Stewart	Thomas	Pritchett	Edinger
9/14	at Minnesota	Clark	Booker	Stewart	Thomas	Pritchett	Edinger
9/29	GREEN BAY	Clark	Booker	Stewart	Thomas	Pritchett	Edinger
10/5	OAKLAND	Clark	Booker	Stewart	Thomas	Pritchett	Edinger
10/12	at New Orleans	Clark	Booker	Stewart	Thomas	Terrell-WR	Edinger
10/19	at Seattle	Clark	Terrell	Chandler	Peterson	Merritt-WR	Edinger
10/26	DETROIT	Lyman	Terrell	Chandler	Forsey	Pritchett	Edinger
11/2	SAN DIEGO	Clark	Terrell	Chandler	Thomas	Gage-WR	Edinger
11/9	at Detroit	Clark	Booker	Chandler	Thomas	Pritchett	Edinger
11/16	ST. LOUIS	Clark	Booker	Chandler	Thomas	Pritchett	Edinger
11/23	at Denver	Clark	Booker	Chandler	Thomas	Pritchett	Edinger
11/30	ARIZONA	Clark	Booker	Stewart	Forsey	Pritchett	Edinger
12/7	at Green Bay	Clark	Booker	Stewart	Thomas	Pritchett	Edinger
12/14	MINNESOTA	Clark	Booker	Grossman	Thomas	Gage-WR	Edinger
12/21	WASHINGTON	Clark	Booker	Grossman	Thomas	Gage-WR	Edinger
12/28	at Kansas City	Clark	Booker	Grossman	Thomas	Wade-WR	Edinger

## DEFENSE

		LE	LT	RT	RE	WLB	MLB
9/7	at San Francisco	Daniels	Traylor	Robinson	A. Brown	Holdman	Urlacher
9/14	at Minnesota	Daniels	Traylor	Robinson	A. Brown	Holdman	Urlacher
9/29	GREEN BAY	Daniels	Traylor	Robinson	A. Brown	Holdman	Urlacher
10/5	OAKLAND	Daniels	Boone	Robinson	A. Brown	Holdman	Urlacher
10/12	at New Orleans	Daniels	Boone	Robinson	A. Brown	Odom	Urlacher
10/19	at Seattle	Daniels	Boone	Robinson	A. Brown	Odom	Urlacher
10/26	DETROIT	Daniels	Boone	Robinson	A. Brown	Odom	Urlacher
11/2	SAN DIEGO	Daniels	Boone	Robinson	A. Brown	Holdman	Urlacher
11/9	at Detroit	Daniels	Traylor	Robinson	A. Brown	Holdman	Urlacher
11/16	ST. LOUIS	Daniels	Traylor	Robinson	A. Brown	Holdman	Urlacher
11/23	at Denver	Daniels	Traylor	Robinson	A. Brown	Holdman	Urlacher
11/30	ARIZONA	Daniels	Traylor	Robinson	A. Brown	Holdman	Urlacher
12/7	at Green Bay	Daniels	Traylor	Robinson	A. Brown	Holdman	Urlacher
12/14	MINNESOTA	Daniels	Traylor	Robinson	A. Brown	Holdman	Urlacher
12/21	WASHINGTON	Daniels	Boone	Robinson	A. Brown	Holdman	Urlacher
12/28	at Kansas City	Daniels	Traylor	Robinson	A. Brown	Holdman	Urlacher

		SLB	LCB	RCB	SS	ES	P
9/7	at San Francisco	Knight	McQuarters	Azumah	Green	M. Brown	Maynard
9/14	at Minnesota	Gray	McQuarters	Azumah	Green	M. Brown	Maynard
9/29	GREEN BAY	Knight	McQuarters	Azumah	Green	M. Brown	Maynard
10/5	OAKLAND	Briggs	McQuarters	Tillman	Green	M. Brown	Maynard
10/12	at New Orleans	Briggs	McQuarters	Tillman	Green	M. Brown	Maynard
10/19	at Seattle	Briggs	McQuarters	Tillman	Green	M. Brown	Maynard
10/26	DETROIT	Briggs	Tillman	Azumah	Gray	M. Brown	Maynard
11/2	SAN DIEGO	Briggs	Tillman	Azumah	Gray	M. Brown	Maynard
11/9	at Detroit	Briggs	Tillman	Azumah	Green	M. Brown	Maynard
11/16	ST. LOUIS	Briggs	Tillman	Azumah	Green	M. Brown	Maynard
11/23	at Denver	Briggs	Tillman	Azumah	Green	M. Brown	Maynard
11/30	ARIZONA	Briggs	Tillman	Azumah	Gray	M. Brown	Maynard
12/7	at Green Bay	Briggs	Tillman	Azumah	Gray	M. Brown	Maynard
12/14	MINNESOTA	Briggs	Tillman	Azumah	Gray	M. Brown	Maynard
12/21	WASHINGTON	Briggs	Tillman	Azumah	Gray	M. Brown	Maynard
12/28	at Kansas City	Briggs	Tillman	Azumah	Gray	M. Brown	Maynard

# Year-in-Review

## 2003 Preseason Statistics

GSH

Preseason Stats

### WON 1, LOST 3

08/09/03	INDIANAPOLIS	W	20-18	52,634
08/16/03	DENVER	L	10-15	52,861
08/22/03	at Arizona	L	17-27	22,968
08/27/03	at New England	L	23-38	68,436

### Bears Opp

<b>TOTAL FIRST DOWNS</b>	<b>59</b>	<b>90</b>
Rushing	26	32
Passing	31	51
Penalty	2	7
3rd Down: Made/Att	19/54	24/60
3rd Down Pct.	35.2	40.0
4th Down: Made/Att	3/4	5/6
4th Down Pct.	75.0	83.3
<b>POSSESSION AVG.</b>	<b>27:22</b>	<b>32:38</b>
<b>TOTAL NET YARDS</b>	<b>1051</b>	<b>1434</b>
Avg. Per Game	262.8	358.5
Total Plays	236	276
Avg. Per Play	4.5	5.2
<b>NET YARDS RUSHING</b>	<b>424</b>	<b>526</b>
Avg. Per Game	106.0	131.5
Total Rushes	94	114
<b>NET YARDS PASSING</b>	<b>627</b>	<b>908</b>
Avg. Per Game	156.8	227.0
Sacked/Yards Lost	13/74	9/42
Gross Yards	701	950
Attempts/Completions	129/73	153/89
Completion Pct.	56.6	58.2
Had Intercepted	3	3
<b>PUNTS/AVERAGE</b>	<b>23/42.9</b>	<b>17/40.2</b>
<b>NET PUNTING AVG.</b>	<b>23/37.5</b>	<b>17/36.1</b>
<b>PENALTIES/YARDS</b>	<b>19/156</b>	<b>23/170</b>
<b>FUMBLES/BALL LOST</b>	<b>10/7</b>	<b>10/4</b>
<b>TOUCHDOWNS</b>	<b>8</b>	<b>12</b>
Rushing	1	5
Passing	5	6
Returns	2	1

### SCORE BY PERIOD

	<b>1</b>	<b>2</b>	<b>3</b>	<b>4</b>	<b>OT</b>	<b>Tot</b>
BEARS	13	20	34	3	0	70
OPPONENTS	13	27	7	51	0	98

### SCORING

	TDs:	Ru-Pa-Rt	K-PAT	FG	2Pt	Pts		
Edinger	0	0	0	0	6/6	5/6	0	21
Merritt	2	0	2	0			0	12
Booker	1	0	1	0			0	6
Clark	1	0	1	0			0	6
McMillon	1	0	0	1			0	6
Peterson	1	1	0	0			0	6
Shepherd	1	0	1	0			0	6
Worrell	1	0	0	1			0	6
Walls	0	0	0	0	1/1	0/0	0	1
BEARS	8	1	5	2	7/7	5/6	0	70
OPPS.	12	5	6	1	9/9	5/11	0	98

2-Pt. Conversions: BEARS 0/1, OPPONENTS: 1/3

SACKS: Briggs 1.0, A. Brown 1.0, Caldwell 1.0,

Haynes 1.0, Tafoya 1.0, Traylor 1.0, Worrell 1.0,

Benford 0.5, Demaree 0.5, LaFavor 0.5, Scott 0.5,

TEAM 9.0, OPPONENTS 13.0

RUSHING	No	Yds	Avg	Lg	TD
Abdullah	16	97	6.1	21	0
Forsey	16	84	5.3	29	0
Peterson	23	78	3.4	16	1
Thomas	16	64	4.0	12	0
Stewart	8	45	5.6	16	0
Hicks	10	25	2.5	7	0
Grossman	3	17	5.7	16	0
Chandler	1	12	12.0	12	0
Pritchett	1	2	2.0	2	0
<b>BEARS</b>	<b>94</b>	<b>424</b>	<b>4.5</b>	<b>29</b>	<b>1</b>
<b>OPPONENTS</b>	<b>114</b>	<b>526</b>	<b>4.6</b>	<b>53</b>	<b>5</b>

RECEIVING	No	Yds	Avg	Lg	TD
Booker	7	69	9.9	30	1
Gage	7	65	9.3	14	0
Shepherd	6	115	19.2	29t	1
Merritt	6	84	14.0	26	2
Terrell	6	69	11.5	18	0
Clark	6	55	9.2	20t	1
Lyman	6	53	8.8	15	0
Wade	5	50	10.0	18	0
White	4	44	11.0	20	0
Thurmon	4	31	7.8	13	0
Pritchett	3	20	6.7	10	0
Hicks	3	15	5.0	9	0
McKie LG	3	15	5.0	7	0
McKie TM	2	8	4.0	6	0
Peterson	3	11	3.7	7	0
Gilmore	2	16	8.0	12	0
Shelton	2	3	1.5	2	0
Abdullah	1	-7	-7.0	-7	0
<b>BEARS</b>	<b>73</b>	<b>701</b>	<b>9.6</b>	<b>30</b>	<b>5</b>
<b>OPPONENTS</b>	<b>89</b>	<b>950</b>	<b>10.7</b>	<b>36</b>	<b>6</b>

INTERCEPTIONS	No	Yds	Avg	Lg	TD
Green	1	43	43.0	43	0
McMillon	1	24	24.0	24t	1
A. Brown	1	11	11.0	11	0
<b>BEARS</b>	<b>3</b>	<b>78</b>	<b>26.0</b>	<b>43</b>	<b>1</b>
<b>OPPONENTS</b>	<b>3</b>	<b>22</b>	<b>7.3</b>	<b>17</b>	<b>0</b>

PUNTING	No	Yds	Avg	Net	TB	In20	Lg	B
Maynard	12	509	42.4	37.8	1	1	52	0
Barnard	11	477	43.4	37.3	2	3	62	0
<b>BEARS</b>	<b>23</b>	<b>986</b>	<b>42.9</b>	<b>37.5</b>	<b>3</b>	<b>4</b>	<b>62</b>	<b>0</b>
<b>OPPONENTS</b>	<b>17</b>	<b>684</b>	<b>40.2</b>	<b>36.1</b>	<b>0</b>	<b>7</b>	<b>58</b>	<b>0</b>

PUNT RETURNS	Ret	FC	Yds	Avg	Lg	TD
Wade	6	4	53	8.8	15	0
Merritt	3	0	17	5.7	12	0
<b>BEARS</b>	<b>9</b>	<b>4</b>	<b>70</b>	<b>7.8</b>	<b>15</b>	<b>0</b>
<b>OPPONENTS</b>	<b>10</b>	<b>3</b>	<b>63</b>	<b>6.3</b>	<b>15</b>	<b>0</b>

KICK RETURNS	No	Yds	Avg	Lg	TD
Forsey	10	235	23.5	30	0
Merritt	7	225	32.1	45	0
Hicks	2	41	20.5	24	0
Abdullah	1	12	12.0	12	0
<b>BEARS</b>	<b>20</b>	<b>513</b>	<b>25.7</b>	<b>45</b>	<b>0</b>
<b>OPPONENTS</b>	<b>15</b>	<b>347</b>	<b>23.1</b>	<b>59</b>	<b>0</b>

FIELD GOALS	1-19	20-29	30-39	40-49	50+
Edinger	0/0	2/2	1/1	0/1	2/2
<b>BEARS</b>	<b>0/0</b>	<b>2/2</b>	<b>1/1</b>	<b>0/1</b>	<b>2/2</b>
<b>OPPONENTS</b>	<b>0/0</b>	<b>2/4</b>	<b>1/1</b>	<b>1/4</b>	<b>1/2</b>

EDINGER: (26G, 38G) (28G, 47N) (51G) (51G)  
 OPPONENTS: (25N, 24G, 44N, 47N) (22G, 26B, 55N) (43G, 50G) (31G, 42N)

PASSING	Att	Cmp	Yds	Cmp%	Y/Att	TD	TD%	Int	Int%	Lg	Sack/Lost	Rating
Grossman	56	28	287	50.0	5.13	1	1.8	2	3.6	29	5/22	56.2
Stewart	28	26	232	68.4	6.11	2	5.3	1	2.6	30	5/33	91.1
Chandler	24	14	143	58.3	5.96	2	8.3	0	0.0	29t	2/13	103.3
Sauter	11	5	39	45.5	3.55	0	0.0	0	0.0	13	1/6	54.7
<b>BEARS</b>	<b>129</b>	<b>73</b>	<b>701</b>	<b>56.6</b>	<b>5.43</b>	<b>5</b>	<b>3.9</b>	<b>3</b>	<b>2.3</b>	<b>30</b>	<b>13/74</b>	<b>75.1</b>
<b>OPPONENTS</b>	<b>153</b>	<b>89</b>	<b>950</b>	<b>58.2</b>	<b>6.21</b>	<b>6</b>	<b>3.9</b>	<b>3</b>	<b>2.0</b>	<b>36</b>	<b>9/42</b>	<b>81.3</b>



### Game 1

## 49ers 49, Bears 7

3COM Park (67,554)

Sunday, September 7, 2003

CHICAGO	0	7	0	0	7
SAN FRANCISCO	10	23	6	10	49

**49ERS** - Chandler 22 field goal (11-65, 5:22).  
**49ERS** - Hearst 12 pass from Garcia (Chandler kick) (7-71, 3:19). **BEARS** - Clark 3 pass from Stewart (Edinger kick) (4-16, 1:54). **49ERS** - Garcia 3 run (Chandler kick) (3-6, 1:20). **49ERS** - Streets 16 pass from Garcia (kick failed) (3-18, 0:53). **49ERS** - Plummer 68 interception return (Chandler kick). **49ERS** - Chandler 29 field goal (3-26, 0:18). **49ERS** - Chandler 28 field goal (14-64, 7:31). **49ERS** - Chandler 24 field goal (9-45, 3:36). **49ERS** - Chandler 26 field goal (6-21, 1:58). **49ERS** - Hearst 1 run (Chandler kick) (3-25, 1:12).

	Bears	49ers
First downs	8	23
Total net yards	127	391
Rushes-yards	20-55	42-162
Att-comp-net	34-14-72	35-19-229
Times thrown-yds lost	5-23	0-0
Int-TDs	3-1	1-2
Punts - avg	8-35.4	3-44.0
Penalties-yards	4-30	4-25
Fumbles-lost	3-2	3-2
Time of possession	21:59	38:01

### RUSHING

**BEARS** - Stewart 6-21, Thomas 6-15, Peterson 5-12, Pritchett 2-6, Booker 1-1.  
**49ERS** - Barlow 15-62, Hearst 11-56, Garcia 7-36, Robertson 6-9, Beasley 2-0, Owens 1-(-1).

### RECEIVING

**BEARS** - Booker 6-48, White 3-28, Clark 2-9, Terrell 1-6, Thomas 1-4, Pritchett 1-0.  
**49ERS** - Owens 7-112, Streets 4-48, Hearst 3-41, Beasley 2-17, Wilson 2-8, Barlow 1-3.

### PASSING

**BEARS** - Stewart 34-14-95, TD, 3 INTs.  
**49ERS** - Garcia 35-19-229, 2 TDs, INT.

### INTERCEPTIONS

**BEARS** - Brown 1-0.  
**49ERS** - Plummer 2-81, Williams 1-6.

### SACKS

**BEARS** - None.  
**49ERS** - Rumph 1-11, Carter 1-2, Winborn 1-1, Smith 0.5-2.5, Parrish 0.5, 2.5, Kirschke 0.5-2, Engelberger 0.5-2.

### BEARS STARTERS

Offense	Defense
WR 80 D. White	LE 93 P. Daniels
LT 69 M. Gandy	LT 94 K. Traylor
LG 79 S. Edwards	RE 98 B. Robinson
C 57 O. Kreuzt	RT 96 A. Brown
RG 58 C. Villarrial	WLB 53 W. Holdman
RT 78 A. Gibson	MLB 54 B. Urlacher
TE 88 D. Clark	NCB 50 B. Knight
WR 86 M. Booker	LCB 21 R. McQuarters
QB 10 K. Stewart	RCB 23 J. Azumah
RB 35 A. Thomas	SS 43 M. Green
FB 36 S. Pritchett	FS 30 M. Brown



### Game 2

## Vikings 24, Bears 13

HHH Metrodome (64,144)

Sunday, September 14, 2003

CHICAGO	3	7	3	0	13
MINNESOTA	7	10	0	7	24

**VIKINGS** - Williams 1 run (Elling kick) (3-56, 1:03).  
**BEARS** - Edinger 42 field goal (6-33, 3:22).  
**VIKINGS** - Elling 23 field goal (8-33, 3:23).  
**VIKINGS** - Kleinsasser 3 pass from Culpepper (Elling kick) (12-92, 7:12). **BEARS** - Terrell 14 pass from Stewart (Edinger kick) (8-60, 1:16). **BEARS** - Edinger 43 field goal (7-42, 4:53, 1:03). **VIKINGS** - Kleinsasser 11 pass from Culpepper (Elling kick) (16-93, 9:42).

	Bears	Vikings
First downs	10	25
Total net yards	208	400
Rushes-yards	17-80	39-202
Att-comp-net	23-14-128	26-20-198
Times thrown-yds lost	3-17	3-16
Int-TDs	1-1	0-2
Punts - avg	5-41.0	3-27.3
Penalties-yards	6-50	3-25
Fumbles-lost	2-0	3-1
Time of possession	21:18	38:42

### RUSHING

**BEARS** - Thomas 10-53, Stewart 6-25, Abdullah 1-2.  
**VIKINGS** - Williams 21-108, Smith 9-47, Campbell 1-19, Culpepper 7-17, Moss 1-11.

### RECEIVING

**BEARS** - Clark 4-33, White 3-67, Pritchett 2-11, Booker 2-10, Abdullah 2-10, Terrell 1-14.  
**VIKINGS** - Williams 4-50, Kleinsasser 4-29, Moss 4-27, Campbell 2-53, Bates 2-18, Avery 1-13, Smith 1-9, Goodwin 1-9, Burleson 1-6.

### PASSING

**BEARS** - Stewart 21-13-137, TD; Chandler 2-1-8, INT.  
**VIKINGS** - Culpepper 26-20-214, 2 TDs.

### INTERCEPTIONS

**BEARS** - None.  
**VIKINGS** - Russell 1-19.

### SACKS

**BEARS** - Daniels 1-7, Brown 1-6, Urlacher 1-3.  
**VIKINGS** - Claiborne 1-8, Biekert 1-7, Williams 1-2.

### BEARS STARTERS

Offense	Defense
WR 80 D. White	LE 93 P. Daniels
LT 69 M. Gandy	LT 94 K. Traylor
LG 79 S. Edwards	RE 98 B. Robinson
C 57 O. Kreuzt	RT 96 A. Brown
RG 63 C. Lacina	WLB 53 W. Holdman
RT 78 A. Gibson	MLB 54 B. Urlacher
TE 88 D. Clark	NCB 25 B. Gray
WR 86 M. Booker	LCB 21 R. McQuarters
QB 10 K. Stewart	RCB 23 J. Azumah
RB 35 A. Thomas	SS 43 M. Green
FB 36 S. Pritchett	FS 30 M. Brown



**Game 3**
**Packers 38, Bears 23**

Soldier Field (61,500)

Monday, September 29, 2003



GREEN BAY	17	7	0	14	38
CHICAGO	0	6	3	14	23

**PACKERS** – Green 60 run (Longwell kick) (2-65, 0:49). **PACKERS** – Longwell 34 field goal (10-60, 5:58). **PACKERS** – Green 6 run (Longwell kick) (2-20, 0:40). **BEARS** – Edinger 31 field goal (10-21, 5:29). **PACKERS** – Henderson 14 pass from Favre (Longwell kick) (9-72, 5:16). **BEARS** – Edinger 38 field goal (10-55, 3:03). **BEARS** – Edinger 41 field goal (11-55, 5:16). **BEARS** – Thomas 67 run (Edinger kick) (2-76, 0:50). **PACKERS** – Walker 9 pass from Favre (Longwell kick) (7-64, 3:45). **PACKERS** – Franks 1 pass from Favre (Longwell kick) (7-54, 2:46). **BEARS** – Stewart 1 run (Edinger kick) (13-68, 2:53).

	Packers	Bears
First downs	20	23
Total net yards	380	361
Rushes-yards	25-187	28-181
Att-comp-net	31-22-193	44-25-180
Times thrown-yds lost	0-0	5-21
Int-TDs	1-3	2-0
Punts - avg	3-39.3	5-32.4
Penalties-yards	4-38	6-62
Fumbles-lost	0-0	0-0
Time of possession	27:31	32:29

**RUSHING**

**PACKERS** – Green 19-176, Fisher 4-12, Walker 1-1, Pederson 1(-2).  
**BEARS** – Thomas 13-110, Stewart 12-71, Peterson 1-3, White 1-1, Abdullah 1(-4).

**RECEIVING**

**PACKERS** – Walker 5-41, Driver 4-50, Henderson 4-47, Green 4-4, Franks 3-39, Fisher 2-12.  
**BEARS** – Terrell 7-48, Clark 6-63, Booker 3-34, White 2-26, Abdullah 2-14, Pritchett 2-6, Thomas 2-4, Lyman 1-6.

**PASSING**

**PACKERS** – Favre 30-21-179, 3 TDs, INT, Pederson 1-1-14.  
**BEARS** – Stewart 44-25-201, INT.

**INTERCEPTIONS**

**PACKERS** – Diggs 2-13.  
**BEARS** – Green 1-3.

**SACKS**

**PACKERS** – Sharper 2-8, Gbaja-Biamila 1-6, Barnett 1-5, Nwokorie 0.5-1, Jue 0.5-1.  
**BEARS** – None.

**BEARS STARTERS**

Offense	Defense
WR 80 D. White	RE 93 P. Daniels
LT 69 M. Gandy	RT 94 K. Traylor
LG 79 S. Edwards	RT 98 B. Robinson
C 57 O. Kreuzt	RE 96 A. Brown
RG 58 C. Villarrial	WLB 53 W. Holdman
RT 78 A. Gibson	MLB 54 B. Urlacher
TE 88 D. Clark	SLB 90 B. Knight
WR 86 M. Booker	LCB 21 R. McQuarters
QB 10 K. Stewart	RCB 23 J. Azumah
RB 35 A. Thomas	SS 43 M. Green
FB 36 S. Pritchett	FS 30 M. Brown

**Game 4**
**Bears 24, Raiders 21**

Soldier Field (61,099)

Sunday, October 5, 2003



OAKLAND	6	12	0	3	21
CHICAGO	0	3	3	18	24

**RAIDERS** – Crockett 1 run (kick failed) (16-68, 8:50). **BEARS** – Edinger 35 field goal (6-9, 2:13). **RAIDERS** – Janikowski 36 field goal (8-72, 3:30). **RAIDERS** – Janikowski 39 field goal (4-3, 0:54). **RAIDERS** – Janikowski 32 field goal (8-37, 3:25). **RAIDERS** – Janikowski 33 field goal (8-72, 3:30). **BEARS** – Edinger 50 field goal (4-14, 1:23). **BEARS** – Booker 14 pass from Stewart (Edinger kick) (8-67, 4:28). **BEARS** – Pritchett 8 run (Stewart run) (4-45, 2:01). **RAIDERS** – Janikowski 49 field goal (6-31, 3:28). **BEARS** – Edinger 48 field goal (11-43, 3:30).

	Raiders	Bears
First downs	18	18
Total net yards	301	344
Rushes-yards	27-123	35-200
Att-comp-net	34-16-178	24-13-144
Times thrown-yds lost	1-5	2-16
Int-TDs	2-0	2-1
Punts - avg	3-55.3	4-42.8
Penalties-yards	5-45	11-97
Fumbles-lost	0-0	2-1
Time of possession	28:34	31:26

**RUSHING**

**RAIDERS** – Garner 15-92, Wheatley 6-21, Brown 1-4, Crockett 4-3, Gannon 1-3.  
**BEARS** – Thomas 22-123, Stewart 9-52, Pritchett 2-17, Abdullah 2-8.

**RECEIVING**

**RAIDERS** – Jolley 5-35, Rice 3-51, Brown 2-39, Curry 2-10, Johnson 1-20, Wheatley 1-16, Crockett 1-9, Garner 1-3.  
**BEARS** – Booker 4-94, White 4-48, Clark 2-19, Lyman 1-5, Pritchett 1-2, Kreuzt 1(-8).

**PASSING**

**RAIDERS** – Gannon 34-16-183, 2 INTs.  
**BEARS** – Stewart 24-13-160, TD, 2 INTs.

**INTERCEPTIONS**

**RAIDERS** – C. Woodson 2-67.  
**BEARS** – McQuarters 1-43, Brown 1-0.

**SACKS**

**RAIDERS** – Brayton 1-10, Armstrong 1-6.  
**BEARS** – Urlacher 1-5.

**BEARS STARTERS**

Offense	Defense
WR 80 D. White	RE 93 P. Daniels
LT 69 M. Gandy	LT 70 A. Boone
LG 79 S. Edwards	RT 98 B. Robinson
C 57 O. Kreuzt	RE 96 A. Brown
RG 58 C. Villarrial	WLB 53 W. Holdman
RT 78 A. Gibson	MLB 54 B. Urlacher
TE 88 D. Clark	SLB 55 L. Briggs
WR 86 M. Booker	LCB 21 R. McQuarters
QB 10 K. Stewart	RCB 33 C. Tillman
RB 35 A. Thomas	SS 43 M. Green
FB 36 S. Pritchett	FS 30 M. Brown



### Game 5

## Saints 20, Bears 13

Louisiana Superdome (68,390)  
Sunday, October 12, 2003

CHICAGO	0	3	0	10	13
NEW ORLEANS	3	3	7	7	20

**SAINTS** - Carney 50 field goal (4-48, 2:04).  
**BEARS** - Edinger 28 field goal (8-68, 3:32).  
**SAINTS** - Carney 30 field goal (6-11, 1:28).  
**SAINTS** - Conwell 9 pass from Brooks (Carney kick) (3-12, 1:26). **BEARS** - Edinger 31 field goal (14-62, 8:00). **SAINTS** - Horn 6 pass from Brooks (Carney kick) (13-70, 6:00). **BEARS** - White 4 pass from Stewart (Edinger kick) (12-72, 5:08).

	Bears	Saints
First downs	16	18
Total net yards	271	283
Rushes-yards	32-140	34-130
Att-comp-net	21-10-131	29-14-153
Times thrown-yds lost	3-21	0-0
Int-TDs	0-1	0-2
Punts - avg	4-41.8	3-34.3
Penalties-yards	5-86	6-35
Fumbles-lost	5-2	3-0
Time of possession	30:26	29:34

#### RUSHING

**BEARS** - Thomas 21-96, Stewart 9-42, Pritchett 1-6, Booker 1-(-4).  
**SAINTS** - McAllister 29-116, Brooks 5-14.

#### RECEIVING

**BEARS** - White 5-91, Clark 2-23, Merritt 1-22, Booker 1-11, Terrell 1-5.  
**SAINTS** - Pathon 4-55, Horn 3-30, Williams 2-21, McAllister 2-14, Conwell 2-12, Stallworth 1-21.

#### PASSING

**BEARS** - Stewart 21-10-152, TD.  
**SAINTS** - Brooks 29-14-153, 2 TDs.

#### INTERCEPTIONS

**BEARS** - None.  
**SAINTS** - None.

#### SACKS

**BEARS** - None.  
**SAINTS** - Grant 2-8, Thomas 1-13.

#### BEARS STARTERS

Offense	Defense
WR 80 D. White	LE 93 P. Daniels
LT 69 M. Gandy	LT 70 A. Boone
LG 79 S. Edwards	RT 98 B. Robinson
C 57 O. Kreuz	RE 96 A. Brown
RG 58 C. Villarral	WLB 59 J. Odom
RT 78 A. Gibson	MLB 54 B. Urlacher
TE 88 D. Clark	SLB 55 L. Briggs
WR 86 M. Booker	LCB 21 R. McQuarters
QB 10 K. Stewart	RCB 33 C. Tillman
HB 35 A. Thomas	SS 43 M. Green
FB 36 S. Pritchett	FS 30 M. Brown



### Game 6

## Seahawks 24, Bears 17

Seahawks Stadium (65,671)  
Sunday, October 19, 2003

CHICAGO	3	3	0	11	17
SEATTLE	0	14	3	7	24

**BEARS** - Edinger 50 field goal (9-56, 4:19). **SEAHAWKS** - Alexander 1 run (Brown kick) (9-65, 5:27). **SEAHAWKS** - Ingram 25 pass from Hasselbeck (Brown kick) (3-20, 1:06). **BEARS** - Edinger 35 field goal (14-60, 6:58). **SEAHAWKS** - Brown 45 field goal (7-18, 3:21). **BEARS** - Edinger 40 field goal (14-52, 7:09). **BEARS** - Pritchett 1 run (Chandler run) (13-67, 7:06). **SEAHAWKS** - Alexander 25 run (Brown kick) (7-72, 3:14).

	Bears	Seahawks
First downs	19	22
Total net yards	211	335
Rushes-yards	28-87	28-124
Att-comp-net	34-19-124	27-19-211
Times thrown-yds lost	3-25	2-4
Int-TDs	2-0	1-1
Punts - avg	3-44.3	2-45.0
Penalties-yards	6-64	5-45
Fumbles-lost	2-0	1-1
Time of possession	34:11	25:49

#### RUSHING

**BEARS** - Peterson 16-55, Pritchett 4-19, Forsey 1-5, Chandler 4-4, Abdullah 3-4.  
**SEAHAWKS** - Alexander 21-101, Hasselbeck 4-12, Strong 3-11.

#### RECEIVING

**BEARS** - White 6-35, Terrell 4-34, Clark 3-19, Gage 2-16, Lyman 2-19, Wade 1-11, Peterson 1-5.  
**SEAHAWKS** - Ingram 6-73, Alexander 4-21, Robinson 3-65, Strong 3-18, Jackson 2-31, Mili 1-7.

#### PASSING

**BEARS** - Chandler 34-19-149, 2 INTs.  
**SEAHAWKS** - Hasselbeck 27-19-215, TD, INT.

#### INTERCEPTIONS

**BEARS** - Brown 1-0.  
**SEAHAWKS** - Simmons 1-33, Trufant 1-6.

#### SACKS

**BEARS** - Green 1-3, Haynes 1-1.  
**SEAHAWKS** - Simmons 1-10, Cochran 1-8, Brown 1-7.

#### BEARS STARTERS

Offense	Defense
WR 80 D. White	LE 93 P. Daniels
LT 69 M. Gandy	LT 70 A. Boone
LG 79 S. Edwards	RT 98 B. Robinson
C 57 O. Kreuz	RE 96 A. Brown
RG 58 C. Villarral	WLB 59 J. Odom
RT 78 A. Gibson	MLB 54 B. Urlacher
TE 88 D. Clark	SLB 55 L. Briggs
WR 83 D. Terrell	LCB 21 R. McQuarters
QB 12 C. Chandler	RCB 33 C. Tillman
HB 29 A. Peterson	SS 43 M. Green
WR 81 A. Merritt	FS 30 M. Brown



### Game 7

## Bears 24, Lions 16

Soldier Field (61,428)

Sunday, October 26, 2003

DETROIT	0	0	8	8	16
CHICAGO	0	10	14	0	24

**BEARS** – Gage 21 pass from Chandler (Edinger kick) (3-24, 1:25). **BEARS** – Edinger 37 field goal (7-64, 1:03). **BEARS** – Azumah 89 kickoff return (Edinger kick) (0-0, 0:14). **BEARS** – Forsey 8 run (Edinger kick) (8-58, 3:37). **LIONS** – Swinton 96 kickoff return (Harrington-Hakim pass) (0-0, 0:13). **LIONS** – Ricks 3 pass from Harrington (Harrington-Anderson pass) (5-43, 0:45).

	Lions	Bears
First downs	16	14
Total net yards	260	261
Rushes-yards	23-86	26-68
Att-comp-net	40-23-174	31-20-193
Times thrown-yds lost	1-6	2-14
Int-TDs	2-1	0-1
Punts - avg	7-44.0	7-45.4
Penalties-yards	9-64	7-60
Fumbles-lost	0-0	0-0
Time of possession	:29:54	:30:06

#### RUSHING

**LIONS** – Bryson 14-67, Gary 8-18, Schlessinger 1-1. **BEARS** – Forsey 19-56, Chandler 4-10, Abdullah 1-6, Pritchett 2-(-4).

#### RECEIVING

**LIONS** – Hakim 5-38, Anderson 4-39, Bryson 4-21, Ricks 3-15, Schroeder 2-31, Schlessinger 2-17, Jefferson 1-13, Gary 1-5, Fitzsimmons 1-1. **BEARS** – Lyman 6-42, Terrell 5-22, Wade 3-39, White 3-36, Gage 2-58, Forsey 1-10.

#### PASSING

**LIONS** – Harrington 40-23-180, TD, 2 INTs. **BEARS** – Chandler 31-20-207, TD.

#### INTERCEPTIONS

**LIONS** – None. **BEARS** – Tillman 1-32, Azumah 1-11.

#### SACKS

**LIONS** – Bailey 1-7, Hall 1-7. **BEARS** – McMillon 1-6.

#### BEARS STARTERS

Offense	Defense
WR 80 D. White	LE 93 P. Daniels
LT 69 M. Gandy	LT 70 A. Boone
LG 79 S. Edwards	RT 98 B. Robinson
C 57 O. Kreutz	RE 96 A. Brown
RG 58 C. Villalrial	WLB 59 J. Odom
RT 78 A. Gibson	MLB 54 B. Urlacher
TE 89 D. Lyman	SLB 55 L. Briggs
WR 83 D. Terrell	LCB 33 C. Tillman
QB 12 C. Chandler	RCB 23 J. Azumah
HB 44 B. Forsey	S 25 B. Gray
FB 36 S. Pritchett	FS 30 M. Brown



### Game 8

## Bears 20, Chargers 7

Soldier Field (61,500)

Sunday, November 2, 2003

SAN DIEGO	0	0	0	7	7
CHICAGO	3	7	3	7	20

**BEARS** – Edinger 38 field goal (9-56, 3:37). **BEARS** – Thomas 1 run (Edinger kick) (12-64, 7:48). **BEARS** – Edinger 22 field goal (9-40, 4:21). **CHARGERS** – Tomlinson 3 run (Christie kick) (8-74, 4:04). **BEARS** – Thomas 1 run (Edinger kick) (6-21, 2:47).

	Chargers	Bears
First downs	11	19
Total net yards	199	341
Rushes-yards	19-80	33-125
Att-comp-net	26-15-119	30-21-216
Times thrown-yds lost	0-0	2-8
Int-TDs	1-0	1-0
Punts - avg	6-42.8	4-37.8
Penalties-yards	4-24	5-35
Fumbles-lost	1-0	2-0
Time of possession	:24:14	:35:46

#### RUSHING

**CHARGERS** – Tomlinson 16-61, Flutie 2-19, Chatman 1-0. **BEARS** – Thomas 31-111, Chandler 1-11, Abdullah 1-3.

#### RECEIVING

**CHARGERS** – Boston 4-29, Tomlinson 4-21, Peelle 2-23, Chatman 2-16, Neal 2-8, Dwight 1-22. **BEARS** – White 7-58, Terrell 7-38, Wade 3-42, Gage 2-52, Clark 1-31, Merritt 1-3.

#### PASSING

**CHARGERS** – Brees 15-7-49, INT; Flutie 11-8-70. **BEARS** – Chandler 30-21-224, INT.

#### INTERCEPTIONS

**CHARGERS** – Davis 1-7. **BEARS** – Tillman 1-(-5).

#### SACKS

**CHARGERS** – Dingle 1-5, Johnson 1-3. **BEARS** – None.

#### BEARS STARTERS

Offense	Defense
WR 80 D. White	LE 93 P. Daniels
LT 69 M. Gandy	LT 70 A. Boone
LG 79 S. Edwards	RT 98 B. Robinson
C 57 O. Kreutz	RE 96 A. Brown
RG 58 C. Villalrial	WLB 53 W. Holdman
RT 78 A. Gibson	MLB 54 B. Urlacher
TE 88 D. Clark	SLB 55 L. Briggs
WR 83 D. Terrell	LCB 33 C. Tillman
QB 12 C. Chandler	RCB 23 J. Azumah
HB 35 A. Thomas	SS 25 B. Gray
WR 87 J. Gage	FS 30 M. Brown



### Game 9

## Lions 12, Bears 10

Ford Field (61,492)

Sunday, November 9, 2003

CHICAGO	0	3	7	0	10
DETROIT	3	3	3	3	12

**LIONS** – Hanson 24 field goal (7-44, 3:55).  
**BEARS** – Edinger 43 field goal (11-44, 5:25).  
**LIONS** – Hanson 25 field goal (11-55, 5:06).  
**BEARS** – Clark 12 pass from Chandler (Edinger kick) (8-50, 3:55). **LIONS** – Hanson 30 field goal (10-49, 5:03). **LIONS** – Hanson 48 field goal (7-35, 1:48).

	Bears	Lions
First downs	11	10
Total net yards	199	248
Rushes-yards	24-66	20-17
Att-comp-net	28-16-133	39-24-231
Times thrown-yds lost	2-16	1-7
Int-TDs	1-1	0-0
Punts - avg	7-38.3	6-38.3
Penalties-yards	5-35	7-41
Fumbles-lost	0-0	1-0
Time of possession	30:00	30:00

#### RUSHING

**BEARS** – Thomas 21-61, Abdullah 2-3, Chandler 1-2.  
**LIONS** – Swinton 1-9, Bryson 10-8, Cobourne 6-4, Harrington 2-(-2), Gary 1-(-2).

#### RECEIVING

**BEARS** – Clark 4-39, Booker 4-36, White 2-18, Terrell 2-14, Gage 1-16, Pritchett 1-11, Lyman 1-8, Abdullah 1-7.  
**LIONS** – Anderson 5-77, Fitzsimmons 5-33, Bryson 5-33, Schlesinger 4-28, Hakim 2-26, Schroeder 1-18, Swinton 1-16, Jefferson 1-7.

#### PASSING

**BEARS** – Chandler 28-16-149, TD, INT.  
**LIONS** – Harrington 38-24-238; Harris 1-0-0.

#### INTERCEPTIONS

**BEARS** – None.  
**LIONS** – Harris 1-(-1).

#### SACKS

**BEARS** – A. Brown 1-7.  
**LIONS** – Edwards 1-11, Bailey 0.5-2.5, Green, 0.5-2.5.

#### BEARS STARTERS

Offense	Defense
WR 80 D. White	LE 93 P. Daniels
LT 69 M. Gandy	LT 94 K. Traylor
LG 79 S. Edwards	RT 98 B. Robinson
C 57 O. Kreutz	RE 96 A. Brown
RG 58 C. Villarrial	WLB 53 W. Holdman
RT 78 A. Gibson	MLB 54 B. Urlacher
TE 88 D. Clark	SLB 55 L. Briggs
WR 86 M. Booker	LCB 33 C. Tillman
QB 12 C. Chandler	RCB 23 J. Azumah
HB 35 A. Thomas	SS 43 M. Green
FB 36 S. Pritchett	FS 30 M. Brown



### Game 10

## Rams 23, Bears 21

Soldier Field (61,820)

Sunday, November 16, 2003

ST. LOUIS	3	0	7	13	23
CHICAGO	0	14	0	7	21

**RAMS** – Wilkins 41 field goal (5-19, 2:39). **BEARS** – McQuarters 60 punt return (Edinger kick).  
**BEARS** – Thomas 1 run (Edinger kick) (9-47, 5:39).  
**RAMS** – Holt 4 pass from Bulger (Wilkins kick) (6-69, 3:23). **RAMS** – Manumaleuna 4 pass from Bulger (Wilkins kick) (13-59, 6:02). **RAMS** – Wilkins 44 field goal (8-30, 4:00). **BEARS** – White 11 pass from Chandler (Edinger kick) (3-62, 1:23). **RAMS** – Wilkins 31 field goal (13-67, 2:03).

	Rams	Bears
First downs	22	13
Total net yards	320	241
Rushes-yards	25-112	26-95
Att-comp-net	46-29-208	32-16-146
Times thrown-yds lost	4-32	1-7
Int-TDs	2-2	2-1
Punts - avg	6-43.0	7-41.3
Penalties-yards	7-45	6-47
Fumbles-lost	2-1	1-0
Time of possession	32:13	27:47

#### RUSHING

**RAMS** – Faulk 20-103, Gordon 2-10, Furrey 2-4, Cleeland 1-(-5).  
**BEARS** – Thomas 23-92, Chandler 2-2, Abdullah 1-1.

#### RECEIVING

**RAMS** – Holt 9-124, Bruce 9-54, Looker 3-27, Faulk 3-21, Furrey 2-14, Manumaleuna 2-7, Timmerman 1-(-7).  
**BEARS** – Booker 5-60, Clark 4-44, White 4-39, Pritchett 2-6, Terrell 1-4.

#### PASSING

**RAMS** – Bulger 46-29-240, 2 TDs, 2 INTs.  
**BEARS** – Chandler 32-16-153, TD, 2 INTs.

#### INTERCEPTIONS

**RAMS** – Butler 1-0, Polley 1-0.  
**BEARS** – Azumah 1-2, Tillman 1-0.

#### SACKS

**RAMS** – Young 1-7.  
**BEARS** – A. Brown 1-11, Boone 1-8, Haynes 1-7, Azumah 1-6.

#### BEARS STARTERS

Offense	Defense
WR 86 M. Booker	LE 93 P. Daniels
LT 69 M. Gandy	LT 94 K. Traylor
LG 79 S. Edwards	RT 98 B. Robinson
C 57 O. Kreutz	RE 96 A. Brown
RG 58 C. Villarrial	WLB 53 W. Holdman
RT 78 A. Gibson	MLB 54 B. Urlacher
TE 88 D. Clark	SLB 55 L. Briggs
WR 83 D. Terrell	LCB 33 C. Tillman
QB 12 C. Chandler	RCB 23 J. Azumah
HB 35 A. Thomas	SS 43 M. Green
FB 36 S. Pritchett	FS 30 M. Brown



### Game 11

## Bears 19, Broncos 10

Invesco Field (75,540)

Sunday, November 23, 2003

CHICAGO	3	6	0	10	19
DENVER	7	0	3	0	10

**BRONCOS** – Smith 1 pass from Plummer (Elam kick) (12-78, 7:31). **BEARS** – Edinger 33 field goal (6-30, 2:28). **BEARS** – Edinger 23 field goal (7-65, 3:31). **BEARS** – Edinger 54 field goal (6-30, 0:54). **BRONCOS** – Elam 25 field goal (8-73, 3:19). **BEARS** – Stewart 1 run (Edinger kick) (15-55, 8:38). **BEARS** – Edinger 47 field goal (7-32, 2:27).

	Bears	Broncos
First downs	19	18
Total net yards	217	365
Rushes-yards	33-106	21-200
Att-comp-net	33-15-111	36-19-165
Times thrown-yds lost	2-15	2-11
Int-TDs	0-0	0-1
Punts - avg	5-36.6	5-38.6
Penalties-yards	6-29	8-114
Fumbles-lost	1-0	2-0
Time of possession	32:43	27:17

#### RUSHING

**BEARS** – Thomas 21-60, Stewart 8-29, Pritchett 2-11, Wade 1-4, Chandler 1-2.

**BRONCOS** – Portis 14-165, Griffin 5-26, Plummer 2-9.

#### RECEIVING

**BEARS** – Booker 4-43, Clark 4-33, Pritchett 4-21, Terrell 2-14, White 1-15.

**BRONCOS** – Smith 9-86, Sharpe 3-50, Portis 3-23, Hape 1-9, Carswell 1-5, Lelie 1-2, O'Neal 1-1.

#### PASSING

**BEARS** – Chandler 18-8-79; Stewart 15-7-47.

**BRONCOS** – Plummer 35-19-176, TD; Knorr 1-0-0.

#### INTERCEPTIONS

**BEARS** – None.

**BRONCOS** – None.

#### SACKS

**BEARS** – Gray 1-8, Tillman 1-3.

**BRONCOS** – Pryce 2-15.

#### BEARS STARTERS

Offense	Defense
TE 85 J. Gilmore	LE 93 P. Daniels
LT 69 M. Gandy	LT 94 K. Traylor
LG 79 S. Edwards	RT 98 B. Robinson
C 57 O. Kreuzt	RE 96 A. Brown
RG 58 C. Villarrial	WLB 53 W. Holdman
RT 78 A. Gibson	MLB 54 B. Urlacher
TE 88 D. Clark	SLB 55 L. Briggs
WR 86 M. Booker	LCB 33 C. Tillman
QB 12 C. Chandler	RCB 23 J. Azumah
HB 35 A. Thomas	SS 25 B. Gray
FB 36 S. Pritchett	FS 30 M. Brown



### Game 12

## Bears 28, Cardinals 3

Soldier Field (61,550)

Sunday, November 30, 2003

ARIZONA	3	0	0	0	3
CHICAGO	7	0	0	21	28

**BEARS** – Booker 2 pass from Stewart (Edinger kick) (6-96, 3:11). **CARDINALS** – Rackers 32 field goal (11-57, 6:13). **BEARS** – White 10 pass from Stewart (Edinger kick) (2-12, 0:43). **BEARS** – Stewart 8 run (Edinger kick) (8-65, 4:32). **BEARS** – Forsey 9 run (Edinger kick) (6-34, 2:55).

	Cardinals	Bears
First downs	9	25
Total net yards	197	422
Rushes-yards	18-46	36-154
Att-comp-net	32-20-151	37-22-268
Times thrown-yds lost	1-12	3-16
Int-TDs	2-0	0-2
Punts - avg	8-40.5	4-40.8
Penalties-yards	3-15	4-25
Fumbles-lost	1-1	1-1
Time of possession	24:38	35:22

#### RUSHING

**CARDINALS** – Shipp 14-34, Blake 2-8, Anderson 1-7, Smith 1-(-3).

**BEARS** – Forsey 27-134, Stewart 5-26, Abdullah 1-0, Pritchett 1-0, Maynard 1-0, Wade 1-(-6).

#### RECEIVING

**CARDINALS** – Jones 6-62, Boldin 4-33, Bush 3-24, Anderson 2-12, Shipp 1-10, Scobey 1-9, Smith 1-5, Johnson 1-5, Gilmore 1-3.

**BEARS** – Booker 5-44, Gage 4-100, White 4-55, Clark 3-19, Forsey 2-27, Pritchett 2-6, Wade 1-24, Terrell 1-9.

#### PASSING

**CARDINALS** – Blake 32-20-163, 2 INTs.

**BEARS** – Stewart 37-22-284, 2 TDs.

#### INTERCEPTIONS

**CARDINALS** – None.

**BEARS** – McQuarters 1-29, Azumah 1-6.

#### SACKS

**CARDINALS** – Thompson 2-11, Bell 1-5.

**BEARS** – Daniels 1-12.

#### BEARS STARTERS

Offense	Defense
WR 80 D. White	LE 93 P. Daniels
LT 69 M. Gandy	LT 94 K. Traylor
LG 79 S. Edwards	RT 98 B. Robinson
C 57 O. Kreuzt	RE 96 A. Brown
RG 58 C. Villarrial	WLB 53 W. Holdman
RT 78 A. Gibson	MLB 54 B. Urlacher
TE 88 D. Clark	SLB 55 L. Briggs
WR 86 M. Booker	LCB 33 C. Tillman
QB 10 K. Stewart	RCB 23 J. Azumah
RB 44 B. Forsey	SS 25 B. Gray
FB 36 S. Pritchett	FS 30 M. Brown



### Game 13

## Packers 34, Bears 21

Lambeau Field (70,458)

Sunday, December 7, 2003

CHICAGO	14	0	0	7	21
GREEN BAY	0	13	6	15	34

**BEARS** – Booker 61 pass from Stewart (Edinger kick) (4-83, 2:10). **BEARS** – Briggs 45 interception return (Edinger kick). **PACKERS** – Longwell 24 field goal (11-54, 4:38). **PACKERS** – Longwell 38 field goal (4-1, 1:07). **PACKERS** – Walker 22 pass from Favre (Longwell kick) (9-86, 5:10). **PACKERS** – Longwell 35 field goal (9-35, 4:39). **PACKERS** – Longwell 45 field goal (8-36, 5:01). **PACKERS** – McKenzie 90 interception return (Favre-Franks pass). **PACKERS** – Green 2 run (Longwell kick) (2-1, 0:49). **BEARS** – Azumah 88 kickoff return (Edinger kick) (0-0 0:13).

	Bears	Packers
First downs	13	17
Total net yards	275	307
Rushes-yards	20-44	38-97
Att-comp-net	40-17-231	33-22-210
Times thrown-yds lost	3-25	0-0
Int-TDs	3-1	1-1
Punts - avg	6-42.7	6-38.0
Penalties-yards	5-45	8-57
Fumbles-lost	2-2	1-0
Time of possession	24:36	35:24

#### RUSHING

**BEARS** – Thomas 9-22, Stewart 3-22, Pritchett 2-5, Abdullah 2-3, Forsey 3-(-4), Booker 1-(-4).

**PACKERS** – Green 30-80, Davenport 4-16, Favre 4-1.

#### RECEIVING

**BEARS** – Booker 5-115, Terrell 5-48, Clark 3-33, White 2-27, Gage 1-28, Abdullah 1-5.

**PACKERS** – Ferguson 7-79, Walker 4-50, Fisher 2-22, Green 2-17, Walls 2-13, Henderson 2-8, Freeman 1-11, Franks 1-6, Driver 1-4.

#### PASSING

**BEARS** – Stewart 40-17-256, TD, 3 INTs.

**PACKERS** – Favre 33-22-210, TD, INT.

#### INTERCEPTIONS

**BEARS** – Briggs 1-45.

**PACKERS** – McKenzie 2-98, Sharper 1-50.

#### SACKS

**BEARS** – None.

**PACKERS** – Gbaja-Biamila 1-9, Jackson 1-9, Hunt 1-7.

#### BEARS STARTERS

Offense	Defense
WR 80 D. White	LE 93 P. Daniels
LT 69 M. Gandy	LT 94 K. Traylor
LG 79 S. Edwards	RT 98 B. Robinson
C 57 O. Kreuzt	RE 96 A. Brown
RG 60 T. Metcalf	WLB 53 W. Holdman
RT 78 A. Gibson	MLB 54 B. Urlacher
TE 88 D. Clark	SLB 55 L. Briggs
WR 86 M. Booker	LCB 33 C. Tillman
QB 10 K. Stewart	RCB 23 J. Azumah
RB 35 A. Thomas	SS 25 B. Gray
FB 36 S. Pritchett	FS 30 M. Brown



### Game 14

## Bears 13, Vikings 10

Soldier Field (61,804)

Sunday, December 14, 2003

MINNESOTA	0	3	0	7	10
CHICAGO	3	7	3	0	13

**BEARS** – Edinger 38 field goal (6-48, 1:50). **BEARS** – Thomas 1 run (Edinger kick) (10-75, 4:49). **VIKINGS** – Elling 22 field goal (19-73, 9:43). **BEARS** – Edinger 22 field goal (7-15, 3:29). **VIKINGS** – Moss 16 pass from Culpepper (Elling kick) (7-64, 3:04).

	Vikings	Bears
First downs	22	15
Total net yards	393	232
Rushes-yards	38-178	23-87
Att-comp-net	34-24-215	30-13-145
Times thrown-yds lost	2-7	1-12
Int-TDs	1-1	0-0
Punts - avg	4-34.3	5-42.4
Penalties-yards	7-68	3-30
Fumbles-lost	1-0	1-0
Time of possession	37:15	22:45

#### RUSHING

**VIKINGS** – Smith 27-148, Culpepper 4-16, Moss 2-14, Williams 4-0, Johnson 1-0.

**BEARS** – Thomas 19-79, Wade 1-6, Abdullah 1-3, Grossman 2-(-1).

#### RECEIVING

**VIKINGS** – Moss 9-93, Kleinsasser 5-30, Williams 4-55, Campbell 2-18, Burleson 2-16, Smith 2-10.

**BEARS** – Booker 3-48, Terrell 3-42, Clark 3-30, Thomas 2-10, Gage 1-16, White 1-11.

#### PASSING

**VIKINGS** – Culpepper 34-24-222, TD, INT.

**BEARS** – Grossman 30-13-157.

#### INTERCEPTIONS

**VIKINGS** – None.

**BEARS** – Tillman 1-0.

#### SACKS

**VIKINGS** – Williams 1-12.

**BEARS** – A. Brown 2-7.

#### BEARS STARTERS

Offense	Defense
WR 83 D. Terrell	LE 93 P. Daniels
LT 72 Q. Mitchell	LT 94 K. Traylor
LG 79 S. Edwards	RT 98 B. Robinson
C 57 O. Kreuzt	RE 96 A. Brown
RG 60 T. Metcalf	WLB 53 W. Holdman
RT 78 A. Gibson	MLB 54 B. Urlacher
TE 88 D. Clark	SLB 55 L. Briggs
WR 86 M. Booker	LCB 33 C. Tillman
QB 8 R. Grossman	RCB 23 J. Azumah
RB 35 A. Thomas	SS 25 B. Gray
WR 87 J. Gage	FS 30 M. Brown



### Game 15

## Bears 27, Redskins 24

Soldier Field (61,719)

Sunday, December 21, 2003

WASHINGTON	10	7	0	7	24
CHICAGO	10	0	14	3	27

**REDSKINS** - Hall 27 field goal (4-0, 0:17). **BEARS** - Booker 59 pass from Grossman (Edinger kick) (1-59, 0:15). **BEARS** - Edinger 19 field goal (12-73, 5:32). **REDSKINS** - Morton 36 pass from Gardner (Hall kick) (4-63, 1:57). **REDSKINS** - Coles 14 pass from Hasselbeck (Hall kick) (6-50, 1:23). **BEARS** - Gage 11 pass from Grossman (Edinger kick) (13-68, 6:37). **BEARS** - Thomas 3 run (Edinger kick) (12-81, 6:41). **REDSKINS** - Coles 19 pass from Hasselbeck (Hall kick) (5-63, 2:42). **BEARS** - Edinger 45 field goal (13-51, 5:07).

	Redskins	Bears
First downs	15	25
Total net yards	286	429
Rushes-yards	18-44	40-191
Att-comp-net	27-17-242	32-19-238
Times thrown-yds lost	1-3	2-11
Int-TDs	0-3	1-2
Punts - avg	6-42.3	2-45.5
Penalties-yards	7-50	5-33
Fumbles-lost	0-0	3-1
Time of possession	22:06	37:54

#### RUSHING

**REDSKINS** - Cartwright 13-41, Hasselbeck 3-5, Morton 2-(-2).

**BEARS** - Thomas 32-141, Pritchett 5-33, White 1-12, Wade 1-5, Grossman 1-0.

#### RECEIVING

**REDSKINS** - Coles 7-94, McCants 2-40, Morton 2-38, Flemister 2-29, Gardner 2-29, Cartwright 2-15. **BEARS** - Booker 4-80, Gage 4-42, White 2-29, Pritchett 2-20, Wade 2-16, Thomas 2-11, Merritt 1-25, Terrell 1-22, Clark 1-4.

#### PASSING

**REDSKINS** - Hasselbeck 25-16-209, 2 TDs; Gardner 2-1-36, TD.

**BEARS** - Grossman 32-19-249, 2 TDs, INT.

#### INTERCEPTIONS

**REDSKINS** - Smoot 1-0.

**BEARS** - None.

#### SACKS

**REDSKINS** - Arrington 1-6, Smith 1-5.

**BEARS** - Robinson 1-3.

#### BEARS STARTERS

Offense	Defense
WR 83 D. Terrell	LE 93 P. Daniels
LT 72 Q. Mitchell	RT 70 A. Boone
LG 79 S. Edwards	RE 98 B. Robinson
C 57 O. Kreuzt	RE 96 A. Brown
RG 58 C. Villarrial	WLB 53 W. Holdman
RT 78 A. Gibson	MLB 54 B. Urlacher
TE 88 D. Clark	SLB 55 L. Briggs
WR 86 M. Booker	LCB 33 C. Tillman
QB 8 R. Grossman	RCB 23 J. Azumah
HB 35 A. Thomas	SS 25 B. Gray
WR 87 J. Gage	FS 30 M. Brown



### Game 16

## Chiefs 31, Bears 3

Arrowhead Stadium (78,413)

Sunday, December 28, 2003

CHICAGO	0	0	3	0	3
KANSAS CITY	0	14	7	10	31

**CHIEFS** - Holmes 1 run (Andersen kick) (11-51, 5:27). **CHIEFS** - Kennison 6 pass from Green (Andersen kick) (8-58, 4:19). **BEARS** - Edinger 48 field goal (11-52, 5:36). **CHIEFS** - Holmes 2 run (Andersen kick) (5-28, 2:15). **CHIEFS** - Andersen 38 field goal (8-73, 3:17). **CHIEFS** - Johnson 5 run (Andersen kick) (9-67, 4:54).

	Bears	Chiefs
First downs	16	23
Total net yards	241	282
Rushes-yards	22-84	34-87
Att-comp-net	42-17-157	30-22-195
Times thrown-yds lost	4-41	1-8
Int-TDs	2-0	1-1
Punts - avg	5-41.2	5-38.6
Penalties-yards	8-78	6-55
Fumbles-lost	0-0	0-0
Time of possession	25:37	34:23

#### RUSHING

**BEARS** - Thomas 16-61, Abdullah 2-8, Wade 1-5, Terrell 1-4, Chandler 1-4, Stewart 1-2.

**CHIEFS** - Holmes 20-50, Johnson 7-26, Blaylock 1-10, Green 1-9, Collins 4-(-2), Morton 1-(-6).

#### RECEIVING

**BEARS** - Booker 6-92, Terrell 2-41, Clark 2-34, Abdullah 2-19, Thomas 2-7, Wade 2-5, Pritchett 1-0.

**CHIEFS** - Morton 6-81, Gonzalez 6-54, Kennison 3-30, Holmes 2-6, Hall 2-3, Baber 1-20, Boerigter 1-7, Blaylock 1-2.

#### PASSING

**BEARS** - Chandler 17-6-81; Stewart 15-5-86, 2 INTs; Grossman 10-6-31.

**CHIEFS** - Green 27-19-162, TD, INT; Collins 3-3-41.

#### INTERCEPTIONS

**BEARS** - Azumah 1-25.

**CHIEFS** - Fujita 1-8, Wesley 1-3.

#### SACKS

**BEARS** - Urlacher 1-8.

**CHIEFS** - Truluck 2-16, Stills 1-18, Hicks 1-7.

#### BEARS STARTERS

Offense	Defense
WR 83 D. Terrell	LE 93 P. Daniels
LT 69 M. Gandy	LT 94 K. Traylor
LG 79 S. Edwards	RT 98 B. Robinson
C 57 O. Kreuzt	RE 96 A. Brown
RG 58 C. Villarrial	WLB 53 W. Holdman
RT 78 A. Gibson	MLB 54 B. Urlacher
TE 88 D. Clark	SLB 55 L. Briggs
WR 86 M. Booker	LCB 33 C. Tillman
QB 8 R. Grossman	RCB 23 J. Azumah
HB 35 A. Thomas	SS 25 B. Gray
WR 84 B. Wade	FS 30 M. Brown

### NATIONAL FOOTBALL CONFERENCE

#### North Division

	W	L	T	Pct.	PF	PA
Green Bay-z	10	6	0	.625	442	307
Minnesota	9	7	0	.562	416	353
BEARS	7	9	0	.438	283	346
Detroit	5	11	0	.312	270	379

#### East Division

Philadelphia-z	12	4	0	.750	374	287
Dallas-y	10	6	0	.625	289	260
Washington	5	11	0	.312	287	372
N.Y. Giants	4	12	0	.250	243	387

#### South Division

Carolina-z	11	5	0	.688	325	304
New Orleans	8	8	0	.500	340	326
Tampa Bay	7	9	0	.438	301	264
Atlanta	5	11	0	.312	299	422

#### West Division

St. Louis-z	12	4	0	.750	447	328
Seattle-y	10	6	0	.625	404	327
San Francisco	7	9	0	.438	384	337
Arizona	4	12	0	.250	225	452

z-Division Winner

### AMERICAN FOOTBALL CONFERENCE

#### North Division

	W	L	T	Pct.	PF	PA
Baltimore-z	10	6	0	.625	391	281
Cincinnati	8	8	0	.500	346	384
Pittsburgh	6	10	0	.375	300	327
Cleveland	5	11	0	.312	254	322

#### East Division

New England-z	14	2	0	.875	348	238
Miami	10	6	0	.625	311	261
Buffalo	6	10	0	.375	243	279
N.Y. Jets	6	10	0	.375	283	299

#### South Division

Indianapolis-z	12	4	0	.750	447	336
Tennessee-y	12	4	0	.750	435	324
Jacksonville	5	11	0	.312	276	331
Houston	5	11	0	.312	255	380

#### West Division

Kansas City-z	13	3	0	.812	484	332
Denver-y	10	6	0	.625	381	301
Oakland	4	12	0	.250	270	379
San Diego	4	12	0	.250	313	441

y-Wild Card qualifier for playoffs

### 2003 NFL POST-SEASON

Home team in CAPS.

#### NFC Wild Card Playoff Games

GREEN BAY 33, Seattle 27 (ot)  
CAROLINA 29, Dallas 10

#### NFC Divisional Playoff Games

PHILADELPHIA 20, Green Bay 17 (ot)  
Carolina 29, ST. LOUIS 23 (2ot)

#### NFC Championship Game

Carolina 14, PHILADELPHIA 3

#### AFC Wild Card Playoff Games

INDIANAPOLIS 41, Denver 10  
Tennessee 20, BALTIMORE 17

#### AFC Divisional Playoff Games

Indianapolis 38, KANSAS CITY 31  
NEW ENGLAND 17, Tennessee 14

#### AFC Championship Game

NEW ENGLAND 24, Indianapolis 14

#### SUPER BOWL XXXVIII at Reliant Stadium, Houston, Texas

New England Patriots (AFC) 32, Carolina Panthers (NFC) 29

#### AFC-NFC PRO BOWL at Aloha Stadium, Honolulu, Hawaii

NFC 55, AFC 52

- Buffalo finished ahead of the New York Jets based on better division record (2-4 to 1-5).
- Indianapolis finished ahead of Tennessee based on head-to-head sweep (2-0).
- Jacksonville finished ahead of Houston based on better division record (2-4 to 1-5).
- Denver finished ahead of Miami based on better conference record (9-3 to 7-5).
- Oakland finished ahead of San Diego based on better conference record (3-9 to 2-10).
- Philadelphia finished ahead of St. Louis based on better conference record (9-3 to 8-4).
- Seattle finished ahead of Dallas based on better strength of victory (65-95 to 62-98).





### Blocked Extra Point

- By Bears — Terry Cousin, at Detroit, 11/15/98 (Jason Hanson kicker)  
 By Opp. — Dale Carter, at Kansas City, 11/21/93 (Kevin Butler kicker)

### Blocked Field Goal

- By Bears — Phillip Daniels, vs. Oakland, 10/5/03 (Sebastian Janikowski 47-yard attempt)  
 By Opp. — Jared DeVries, at Detroit, 11/9/03 (Paul Edinger 48-yard attempt)

### Blocked Field Goal for TD

- By Bears — Virgil Livers, vs. Oakland, 10/1/78 (Mike Spivey returned 71 yards for TD)  
 By Opp. — Never

### Blocked Punt

- By Bears — Bobbie Howard, at Minnesota, 10/27/02 (punter Kyle Richardson)  
 By Opp. — Marcus Wilkins, vs. Green Bay, 9/29/03 (punter Brad Maynard)

### Blocked Punt for TD

- By Bears — Anthony Marshall, at Tampa Bay, 9/17/95 (Returned 11 yards for TD)  
 By Opp. — Eric Howard, vs. New York Giants, 9/14/87 (Tom Flynn recovered in end zone)

### Deflected Field Goal (kick is missed but advances beyond line of scrimmage)

- By Bears — Joe Odom, vs. San Diego, 11/2/03 (Steve Christie 46-yard attempt)  
 By Opp. — Mark Spindler, at Detroit, 11/15/98 (Jeff Jaeger 43-yard attempt)

### Deflected Punt (punt advances beyond line of scrimmage)

- By Bears — Never  
 By Opp. — Kelly Campbell, at Minnesota, 9/14/03 (punter Brad Maynard)

### Fake Field Goal for TD

- By Bears — Brad Maynard 12-yard pass to Dustin Lyman, at Green Bay, 12/1/02  
 By Opp. — John Kidd 2-yard run, at San Diego, 11/14/93

### Fumble Returned for TD

- By Bears — Mike Brown, at Buffalo, 9/29/02, 62 yards  
 By Opp. — Courtney Brown, vs. Cleveland, 11/4/01, 25 yards

### Intercepted Pass Returned for TD

- By Bears — Lance Briggs, at Green Bay, 12/7/03 (45 yards)  
 By Opp. — Mike McKenzie, at Green Bay, 12/7/03 (90 yards)

### Kickoff Returned for TD

- By Bears — Jerry Azumah, at Green Bay, 12/7/03 (88 yards)  
 By Opp. — Reggie Swinton, vs. Detroit, 10/26/03 (96 yards)

### Linebacker Scored TD

- By Bears — Lance Briggs, at Green Bay, 12/7/03, 45-yard interception return  
 By Opp. — Julian Peterson, vs. San Francisco, 10/28/01, 26-yard fumble return

### Missed Extra Point (kick not blocked)

- By Bears — Chris Boniol, at St. Louis, 12/26/99 (wide left)  
 By Opp. — Sebastian Janikowski, vs. Oakland, 10/5/03 (wide right)

### Missed Field Goal Returned

- By Bears — Anthony Marshall, vs. St. Louis, 12/8/96, 12 yards  
 By Opp. — Never

### Offensive Lineman Caught a Pass

- By Bears — Olin Kreutz, vs. Oakland, 10/5/03 (-8 yards)  
 By Opp. — Chris Hinton, vs. Atlanta, 10/3/93 (-8 yards)

### Offensive Lineman Scored TD

- By Bears — Marcus Spears, at New Orleans, 10/13/96, (1 yard touchdown reception)  
 By Opp. — (None since at least 1962)

### Defensive Lineman Scored TD

- By Bears — Shawn Lee (DE), at Atlanta, 11/22/98 (15-yard fumble return)  
 By Opp. — Kabeer Gbaja-Biamila (DE), vs. Green Bay, 10/7/02 (72-yard interception return)

## Muff Recovered for TD

- By Bears — Michael Lowery, vs. St. Louis, 12/8/96 (muffed punt recovered in end zone)
- By Opp. — Never

## Punt Returned for TD

- By Bears — R.W. McQuarters, vs. St. Louis, 11/16/03 (60 yards)
- By Opp. — Ronde Barber, vs. Tampa Bay, 11/29/98 (23 yards)

## Recovered Own Onside Kick

- By Bears — Ahmad Merritt, vs. Green Bay, 9/29/03 (4th quarter, Paul Edinger kicker)
- By Opp. — Ratcliff Thomas, vs. Indianapolis, 11/5/00 (4th quarter, Danny Kight kicker)

## Safety

- By Bears — TEAM (punt snapped out of end zone), vs. San Francisco, 10/28/01
- John Thierry, at Tampa Bay, 9/20/98 (sacked Trent Dilfer out of end zone)
- By Opp. — TEAM (Brad Maynard ran out of end zone), at Washington, 12/23/01
- Fred Robbins and Nick Rogers, at Minnesota, 10/27/02 (tackled Anthony Thomas in end zone)

## Shutout

- By Bears — at Detroit, 12/30/01, 24-0
- By Opp. — vs. Tampa Bay, 12/29/02, 15-0

## 3 TDs

- By Bears — Marty Booker, at Tampa Bay, 11/18/01 (3 receiving)
- By Opp. — Daunte Culpepper, at Minnesota, 9/3/00 (3 rushing)

## 3 TDs Rushing

- By Bears — Rashaan Salaam, vs. Tampa Bay, 12/17/95
- By Opp. — Daunte Culpepper, at Minnesota, 9/3/00

## 3 TDs Receiving

- By Bears — Marty Booker, at Tampa Bay, 11/18/01
- By Opp. — Cris Carter, vs. Minnesota, 11/14/99

## 3 TD Passes

- By Bears — Jim Miller, vs. Green Bay, 10/7/02
- By Opp. — Brett Favre, vs. Green Bay, 9/29/03

## 4 TDs Rushing

- By Bears — Bobby Douglass, at Green Bay, 11/4/73
- By Opp. — Jim Taylor, vs. Green Bay, 11/4/62

## 4 TDs Receiving

- By Bears — Mike Ditka, at LA Rams, 10/13/63
- By Opp. — Never

## 4 TD Passes

- By Bears — Cade McNown, vs. Detroit, 12/19/99
- By Opp. — Drew Bledsoe, at Buffalo, 9/29/02

## 4 Field Goals

- By Bears — Paul Edinger, at Denver, 11/23/03 (4 for 4)
- By Opp. — Adam Vinatieri, vs. New England, 11/10/02 (4 for 4)

## 5 TD Passes

- By Bears — Ray Buivid, vs. Chicago Cardinals, 12/5/37
- By Opp. — Brett Favre, at Green Bay, 11/12/95

## 5 Field Goals

- By Bears — Mac Percival, at Philadelphia, 10/20/68 (5-for-5)
- By Opp. — Sebastian Janikowski, vs. Oakland, 10/5/03 (5-for-6)

\* NFL Record

† Tied NFL Record

Regular season games only

### 100-yards Rushing

- By Bears — Anthony Thomas, vs. Washington, 12/21/03 (141 yards on 32 carries; 4.4 ypc)  
 By Opp. — Onterio Smith, vs. Minnesota, 12/14/03 (148 yards on 27 carries; 5.5 ypc)

### 100-yards Receiving

- By Bears — Marty Booker, at Green Bay, 12/7/03 (115 yards on 5 receptions; 23.0 ypc)  
 By Opp. — Torry Holt, vs. St. Louis, 11/16/03 (124 yards on 9 receptions; 13.8 ypc)

### 10 Catches

- By Bears — Marty Booker (10-157), vs. Detroit, 11/24/02  
 By Opp. — Troy Brown (11-90), vs. New England, 11/10/02

### 100-yards Rushing and Receiving

- By Bears — Walter Payton (104 rush, 102 rec), at LA Rams, 12/26/82  
 By Opp. — Never (according to Elias Sports Bureau)

### 100-Yards Rushing and Receiving (two players)

- By Bears — Brock Forsey (134 rushing) and Justin Gage (100 receiving), vs. Arizona, 11/30/03  
 By Opp. — Marshall Faulk (103 rushing) and Torry Holt (124 receiving), vs. St. Louis, 11/16/03

### 10 Receptions and 10 Carries

- By Bears — James Allen, vs. Green Bay, 12/3/00 (17 carries, 11 rec.)  
 By Opp. — Marshall Faulk, at St. Louis, 12/26/99 (10 carries, 12 rec.)

### Two 100-yard Rushers

- By Bears — Walter Payton (107) and Matt Suhey (102), vs. Detroit, 11/10/85  
 By Opp. — Norris Weese (120) and Ottis Armstrong (116), vs. Denver, 12/12/76

### Two 100-yard Receivers

- By Bears — Marty Booker (10-157) and Dez White (8-106), vs. Detroit, 11/24/02  
 By Opp. — Terry Glenn (8-154) and Donald Driver (4-120), vs. Green Bay, 10/7/02

### Two 10 Catch Receivers

- By Bears — Marcus Robinson (11-170) and Bobby Engram (10-94), vs. Detroit, 12/19/99  
 By Opp. — Warrick Dunn (12-138) and Keyshawn Johnson (12-89), at Tampa Bay, 11/18/01

### Three 100-yard Receivers

- By Bears — Never  
 By Opp. — George Farmer (9-183), Preston Dennard (5-122), Wendell Tyler (8-102) at Rams  
 12/26/82

### 200-yards Rushing

- By Bears — Walter Payton, vs. Minnesota, 11/20/77 (275 yards on 40 carries)  
 By Opp. — Ricky Williams, at Miami, 12/9/02 (216 yards on 31 carries)

### 200-yards Receiving

- By Bears — Johnny Morris, at Dallas, 11/18/62 (201 yards on 10 receptions)  
 By Opp. — Terrell Owens, at San Francisco, 12/17/00 (283 yards on 20 receptions)\*

### 300-yards Passing

- By Bears — Jim Miller, vs. Green Bay, 10/7/02 (27 of 49 for 353; 3 TDs, 3 INT)  
 By Opp. — Marc Bulger, at St. Louis, 11/18/02 (21 of 35 for 347; 2 TDs, 1 INT)

### 400-yards Passing

- By Bears — Jim Miller, vs. Minnesota, 11/14/99 (34 of 48 for 422 yards; 3 TDs, 1 INT)  
 By Opp. — Jeff Garcia, at San Francisco, 12/17/00 (36 of 44 for 402; 2 TDs)

### Back-to-back 100-yard Rushing Games

- By Bears — Anthony Thomas, vs. GB, 9/29/03 (110); vs. OAK, 10/5/03, (123)

### Back-to-back 100-yard Receiving Games

- By Bears — Marcus Robinson, vs. Minn., 11/14/99 (7-148); at SD, 11/21/99 (6-163)

### Back-to-back 300-yard Passing Games

- By Bears — Jim Miller, vs. Minnesota, 11/14/99 (422); at San Diego, 11/21/99 (357)

\* NFL Record

† Tied NFL Record

Regular season games only

### — SCORING —

**Points**

- \*144 Kevin Butler, 1985 (51 XPs, 31 FGs)
- 132 Gale Sayers, 1965 (22 TDs)
- 84 Paul Edinger, 2000 (21 XPs, 21 FGs)
- 72 Harlon Hill, 1954
- Mike Ditka, 1961

**Touchdowns**

- \*22 Gale Sayers, 1965
- 12 Harlon Hill, 1954
- Mike Ditka, 1961

**Field Goals**

- 31 Kevin Butler, 1985
- 21 Paul Edinger, 2000
- 13 Bob Thomas, 1975
- Mac Percival, 1967

### — RUSHING —

**Attempts**

- 296 Rashaan Salaam, 1995
- 278 Anthony Thomas, 2001
- 196 Walter Payton, 1975

**Yards**

- 1,183 Anthony Thomas, 2001
- 1,074 Rashaan Salaam, 1995
- 1,004 Beattie Feathers, 1934
- 867 Gale Sayers, 1965

**Touchdowns**

- 14 Gale Sayers, 1965
- 10 Rashaan Salaam, 1995
- 8 Beattie Feathers, 1934
- Hugh Gallarneau, 1941

### — PASSING —

**Attempts**

- 235 Cade McNown, 1999
- 210 Jim McMahon, 1982
- 148 Bobby Douglass, 1969

**Completions**

- 127 Cade McNown, 1999
- 120 Jim McMahon, 1982
- 68 Bobby Douglass, 1969

**Yards**

- 1,501 Jim McMahon, 1982
- 1,465 Cade McNown, 1999
- 1,087 Zeke Bratkowski, 1954

**Touchdowns**

- 9 Jim McMahon, 1982
- 8 Cade McNown, 1999
- Zeke Bratkowski, 1954
- 6 Bob Avellini, 1975
- Johnny Lujack, 1948

### — RECEIVING —

**Receptions**

- 56 Mike Ditka, 1961
- 45 Harlon Hill, 1954
- 40 Willie Gault, 1983

**Yards**

- 1,124 Harlon Hill, 1954
- 1,076 Mike Ditka, 1961
- 836 Willie Gault, 1983

**Touchdowns**

- 12 Harlon Hill, 1954
- Mike Ditka, 1961
- 8 Willie Gault, 1983

### — INTERCEPTIONS —

**Interceptions**

- 10 Mark Carrier, 1990
- 8 Johnny Lujack, 1948
- 7 Charlie Sumner, 1955

### — PUNTS —

**Punts**

- 83 Dave Finzer, 1984
- 57 Fred Morrison, 1950
- 55 Todd Sauerbrun, 1995

**Average**

- 44.8 George Gulyanics, 1947
- 43.3 Sid Luckman, 1939
- Fred Morrison, 1950

### — PUNT RETURNS —

**Returns**

- \*57 Lew Barnes, 1986
- 43 Jeff Fisher, 1981
- 42 Virgil Livers, 1975

**Yards**

- 509 Jeff Fisher, 1981
- 482 Lew Barnes, 1986
- 456 Virgil Livers, 1975

### — KICKOFF RETURNS —

**Returns**

- 29 Brian Baschnagel, 1976
- 27 Ike Hill, 1973
- 26 Jack Cameron, 1984

**Yards**

- 754 Brian Baschnagel, 1976
- 660 Gale Sayers, 1965
- 638 Ike Hill, 1973

\* NFL Record

† Tied NFL Record

### — SERVICE —

#### PLAYER

##### Pro Bowls (years are when Pro Bowl was played)

- 10 Mike Singletary, 1984-93
- 9 Walter Payton, 1976; 78-81; 84-87
- 8 Bill George, 1955-62
- Doug Atkins, 1958-64; 66
- Dick Butkus, 1966-73

##### Seasons

- 14 Bill George, 1952-65
- Doug Buffone, 1966-79
- 13 George Trafton, 1920-32
- Clyde "Bulldog" Turner, 1940-52
- Jim Osborne, 1972-84
- Walter Payton, 1975-87
- Steve McMichael, 1981-93
- Keith Van Horne, 1981-93
- 12 Last: James Williams, 1991-2002

##### Games

- 191 Steve McMichael, 1981-93
- 190 Walter Payton, 1975-87
- 186 Doug Buffone, 1966-79

##### Starts

- 184 Walter Payton, 1975-87
- 172 Mike Singletary, 1981-92
- 169 Keith Van Horne, 1981-93

##### Consecutive games

- 191 Steve McMichael, 1981-93
- 186 Walter Payton, 1975-87
- 179 Mike Hartenstine, 1975-86

#### COACH

##### Seasons

- \*40 George Halas, 1920-29, 1933-42, 1946-55, 1958-67
- 11 Mike Ditka, 1982-92
- 6 Dave Wannstedt, 1993-98
- 5 Dick Jauron, 1999-2003
- 4 "Hunk" Anderson / Luke Johnsos co-coaches, 1942-45
- Jim Dooley, 1968-71
- Neill Armstrong, 1978-81

##### Consecutive seasons

- 11 Mike Ditka, 1982-92
- 10 George Halas, 1920-29
- George Halas, 1933-42
- George Halas, 1946-55
- George Halas, 1958-67
- 6 Dave Wannstedt, 1993-98
- 5 Dick Jauron, 1999-2003

\* NFL Record

† Tied NFL Record

### — SCORING —

#### POINTS

##### Lifetime

- 1,116 Kevin Butler, 1985-95 (387 XP, 243 FG)
- 750 Walter Payton, 1975-87 (125 TD)
- 629 Bob Thomas, 1975-84 (245 XP, 128 FG)

##### Season

- 144 Kevin Butler, 1985 (51 XP, 31 FG)
- 132 Gale Sayers, 1965 (22 TD)
- 120 Kevin Butler, 1986 (36 XP, 28 FG)

##### Game

- 36 Gale Sayers, vs. SF, 12/12/65 (6 TD)
- 24 Last: Bobby Douglass, at GB, 11/4/73

##### Consecutive games

- 83 George Blanda, 10/28/51-11/9/58
- 66 Kevin Butler, 9/9/90-9/12/94
- 55 Bob Thomas, 12/2/79-12/16/84

#### TOUCHDOWNS

##### (Rushes-receptions-returns)

##### Lifetime

- 125 Walter Payton, 1975-87 (110-15-0)
- 71 Neal Anderson, 1986-93 (51-20-0)
- 59 Rick Casares, 1955-64 (49-10-0)

##### Season

- 22 Gale Sayers, 1965 (14-6-2)
- 16 Walter Payton, 1977; 1979 (14-2-0)
- 15 Neal Anderson, 1989 (11-4-0)

##### Game

- †6 Gale Sayers, vs. SF, 12/12/65 (4-1-1)
- 4 Last: Bobby Douglass, at GB, 11/4/73 (4-0-0)

##### Consecutive games

- 8 Rick Casares, 11/1/59-9/25/60
- 7 Ken Kavanaugh, 11/2-12/14/47
- Willie Galimore, 9/28-11/9/58
- Gale Sayers, 10/26-12/6/69
- Walter Payton, 10/3-11/14/76
- Curtis Conway, 9/24-11/12/95

#### EXTRA POINTS MADE

##### Lifetime

- 387 Kevin Butler, 1985-95
- 247 George Blanda, 1949-58
- 245 Bob Thomas, 1975-84

##### Season

- 52 Roger Leclerc, 1965
- 51 Kevin Butler, 1985
- 45 George Blanda, 1956
- Kevin Butler, 1995

##### Game

- 8 Bob Snyder, at NYG, 11/14/43
- 7 Last: Bob Thomas, vs. GB, 12/7/80

### EXTRA POINT ATTEMPTS

#### Lifetime

- 397 Kevin Butler, 1985-95
- 268 Bob Thomas, 1975-84
- 250 George Blanda, 1949-58

#### Season

- 52 Ray (Scooter) McLean, 1947  
Roger Leclerc, 1965
- 51 Kevin Butler, 1985
- 47 George Blanda, 1956

#### Game

- 9 Bob Thomas, vs. GB, 12/7/80
- 8 Bob Snyder, at NYG, 11/14/43  
George Blanda, vs. Balt, 10/21/56  
Roger Leclerc, at Balt, 11/25/62

### CONSECUTIVE EXTRA POINTS

#### Lifetime

- 156 George Blanda, 10/28/51 - 10/21/56
- 143 Mac Percival, 11/19/67 - 11/4/73
- 111 Paul Edinger, 9/3/2000 - current

#### Season

- 52 Roger Leclerc, 1965
- 51 Kevin Butler, 1985
- 45 Kevin Butler, 1995

#### Game

- 8 Bob Snyder, at NYG, 11/14/43
- 7 Last: Bob Jencks, at Rams, 10/13/63

### FIELD GOALS MADE

#### Lifetime

- 243 Kevin Butler, 1985-95
- 128 Bob Thomas, 1975-84
- 99 Mac Percival, 1967-73
- 95 Paul Edinger, 2000-03

#### Season

- 31 Kevin Butler, 1985
- 28 Kevin Butler, 1986
- 27 Kevin Butler, 1993
- 26 Paul Edinger, 2003

#### Game

- 5 Roger Leclerc, vs. Detroit, 12/3/61  
Mac Percival, at Phil, 10/20/68
- 4 Last: Paul Edinger, at Den, 11/23/03
- 55 Bob Thomas, at LA Rams, 11/23/75  
Kevin Butler, vs. Min, 10/25/93  
Kevin Butler, at TB, 12/12/93
- 54 Kevin Butler, at SD, 11/14/93  
Paul Edinger, at Detroit, 12/24/00  
Paul Edinger, at Denver, 11/23/03
- 53 Kevin Butler, at L.A. Rams, 1/2/94  
Paul Edinger, at Detroit, 10/20/02  
Paul Edinger, vs. Phil, 11/3/02  
Paul Edinger, vs. N.Y. Jets, 12/15/02

### 50+ Yards (lifetime)

- 16 Kevin Butler, 1985-95
- 10 Paul Edinger, 2000-current
- 4 Bob Thomas, 1975-84

### 50+ Yards (season)

- 5 Kevin Butler, 1993  
Paul Edinger, 2002
- 4 Kevin Butler, 1990
- 3 Paul Edinger, 2003
- 2 Paul Edinger, 2000

### FIELD GOAL ATTEMPTS

#### Lifetime

- 333 Kevin Butler, 1985-95
- 205 Bob Thomas, 1975-84
- 201 George Blanda, 1949-58

#### Season

- 41 Kevin Butler, 1986
- 38 Kevin Butler, 1985
- 37 Kevin Butler, 1990
- 36 Paul Edinger, 2003

#### Game

- 7 Roger Leclerc, vs. GB, 11/17/63
- 6 George Blanda, at Rams, 11/3/57  
Kevin Butler, at Min 9/19/85;  
vs. Phil, 9/14/86; at GB, 11/8/87

### CONSECUTIVE FIELD GOALS

#### Lifetime

- 24 Kevin Butler, 10/16/88 - 12/3/89
- 21 Jeff Jaeger, 11/3/96 - 11/16/97
- 18 Kevin Butler, 9/14 - 11/16/86
- 16 Kevin Butler, 9/3 - 11/5/95
- 14 Kevin Butler, 9/10 - 12/3/89  
Paul Edinger, 9/7 - 10/26/03

#### Game (no misses)

- 5 Roger Leclerc, vs. Detroit, 12/3/61  
Mac Percival, at Phil, 10/20/68
- 4 Paul Edinger, at Denver, 11/23/03  
Paul Edinger, vs. JAX, 1/6/02

#### Games

- 13 Kevin Butler, 11/10/85-10/12/86  
Kevin Butler, 9/9-12/9/90
- 12 George Blanda, 11/11/56-11/3/57
- 10 George Blanda, 11/14/54-11/20/55  
Mac Percival, 10/13/68-12/15/68  
Paul Edinger, 10/1-12/10/00

\* NFL Record

† Tied NFL Record

### FIELD GOAL PCT.

#### Lifetime (25+ attempts)

- 77.9 Paul Edinger, 2000-03 (95-of-122)  
 75.9 Jeff Jaeger, 1996-99 (63-of-83)  
 72.9 Kevin Butler, 1985-95 (243-of-333)

#### Season (10+)

- 83.9 Paul Edinger, 2001, (26 of 31)  
 82.6 Jeff Jaeger, 1996, (19 of 23)  
 81.6 Kevin Butler, 1985, (31 of 38)

### TWO-POINT CONVERSIONS (Since 1994)

#### Lifetime

- 1 Jeff Graham, 1994-95  
 Ricky Proehl, 1997  
 Rick Mirer, 1997  
 Darnell Autry, 1997  
 Chris Penn, 1997-98  
 Jim Flanigan, 1994-99  
 Bobby Ingram, 1996-99  
 Curtis Conway, 1993-99  
 Cade McNown, 1999-2000  
**Anthony Thomas, 2001-03**  
 Chris Chandler, 2002-03  
 Kordell Stewart, 2003

#### Season

(same as "Lifetime")

#### Game

(same as "Lifetime")

### SAFETIES

#### Lifetime

- 3 Steve McMichael, 1981-93

\* NFL Record

† Tied NFL Record

## - NET YARDS -

(Rushes, receptions, & returns)

### ATTEMPTS

#### Lifetime

- 4,368 Walter Payton, 1975-87  
 1,619 Neal Anderson, 1986-93  
 1,579 Rick Casares, 1955-64

#### Season

- 427 Walter Payton, 1984  
 402 Walter Payton, 1979  
 383 Walter Payton, 1978

#### Game

- 41 Walter Payton, vs. Min, 11/20/77;  
 at Buf, 10/7/79  
 40 Walter Payton, at Dal, 11/26/81  
 James Allen, vs. NE, 12/10/00  
 39 Walter Payton, vs. SD, 10/25/81

### YARDS

#### Lifetime

- 21,803 Walter Payton, 1975-87  
 9,435 Gale Sayers, 1965-71  
 8,929 Neal Anderson, 1986-93

#### Season

- 2,440 Gale Sayers, 1966  
 2,272 Gale Sayers, 1965  
 2,216 Walter Payton, 1977

#### Game

- 339 Gale Sayers, vs. Min, 12/18/66  
 336 Gale Sayers, vs. SF, 12/12/65  
 300 Walter Payton, at NO, 12/21/75

## SHUTOUTS

The Bears have been involved in 189 shutouts in their 84-year history. Chicago won 115 of the shutouts and lost 57, while 17 of the blankings resulted in a 0-0 tie (all before 1933). After closing the '80s with a 26-0 loss in San Francisco, the Bears had scored in 166 consecutive games (including 5 in the playoffs) before getting blanked by the Bucs on Sept. 10, 2000. The Bears were last shut out during the 2002 season, a 15-0 loss to Tampa Bay in the season finale.

#### By Month:

September	10-12-4
October	43-15-4
November	43-14-4
December	17-15-5
January	2-1-0
<b>TOTAL</b>	<b>115-57-17</b>

<b>At home:</b>	67-23-10
<b>On the road:</b>	48-34-7

#### By Decade:

1920-29	48-15-13
1930-39	25-10-4
1940-49	12-2-0
1950-59	2-1-0
1960-69	5-11-0
1970-79	7-11-0
1980-89	10-4-0
1990-99	4-0-0
2000-03	2-3-0
<b>TOTAL</b>	<b>115-57-17</b>

The above breakdowns include playoff games; the Bears are 4-1 in post-season shutouts.



## — RUSHING —

### ATTEMPTS

#### Lifetime

- 3,838 Walter Payton, 1975-87
- 1,515 Neal Anderson, 1986-93
- 1,386 Rick Casares, 1955-64

#### Season

- 381 Walter Payton, 1984
- 369 Walter Payton, 1979
- 339 Walter Payton, 1977; 1981

#### Game

- 40 Walter Payton, vs. Min, 11/20/77
- 39 Walter Payton, at Buf, 10/7/79
- 38 Walter Payton, at Dal, 11/26/81

### YARDS GAINED

#### Lifetime

- 16,726 Walter Payton, 1975-87
- 6,166 Neal Anderson, 1986-93
- 5,657 Rick Casares, 1955-64

#### Season

- 1,852 Walter Payton, 1977
- 1,684 Walter Payton, 1984
- 1,610 Walter Payton, 1979

#### Game

- 275 Walter Payton, vs. Min, 11/20/77
- 205 Walter Payton, at GB, 10/30/77
- Gale Sayers, at GB, 11/3/68
- 197 Gale Sayers, vs. Min, 12/18/66

#### Long

- 86 Bill Osmanski, (TD) 10/15/39
- 85 Pete Stinchcomb, (TD) 11/20/21
- 82 Beattie Feathers, (TD) 10/10/34

### 1,000 YARDS

#### Seasons

- 10 Walter Payton, 1976-81, 1983-86
- 3 Neal Anderson, 1988-90
- 2 Gale Sayers, 1966, 1969
- Anthony Thomas, 2001, 2003

### Consecutive seasons

- 6 Walter Payton, 1976-81
- 4 Walter Payton, 1983-86
- 3 Neal Anderson, 1988-90

### 200-YARD GAMES

#### Lifetime

- 2 Walter Payton, 1975-87
- 1 Gale Sayers, 1965-71

#### Season

- 2 Walter Payton, 1977
- 1 Gale Sayers, 1968

### 100-YARD GAMES

#### Lifetime

- \*77 Walter Payton, 1975-87
- 20 Gale Sayers, 1965-71
- 14 Neal Anderson, 1986-93

#### Season

- 10 Walter Payton, 1977, 1985
- 9 Walter Payton, 1979, 1984
- 8 Walter Payton, 1980

### Consecutive games

- 9 Walter Payton, 10/13-12/8/85
- 6 Walter Payton, 9/9-10/14/84
- 5 Walter Payton, 11/13-12/11/77

### AVERAGE GAIN

#### Lifetime (250+ attempts)

- 6.6 Bobby Douglass, 1969-75
- 5.8 Beattie Feathers, 1934-37
- 5.0 Gale Sayers, 1965-71

#### Season (100+)

- \*8.4 Beattie Feathers, 1934
- 6.9 Bobby Douglass, 1972
- 6.2 Gale Sayers, 1968

#### Game (10+)

- 11.8 Joe Maniaci, at Pit, 10/2/39
- 11.6 Gale Sayers, vs. Min, 12/18/66
- 11.2 Rick Casares, vs. Det, 12/16/56

## LONG-RANGE BOMBER

While not equaling some kickers in the NFL today in terms of size at 5-8 and 175-pounds, Paul Edinger has surpassed them all in terms of being proficient at kicking from the furthest distances on the field. The NFL's leader in successful field goals from 40 or more yards with 46 during his four-year NFL career, Edinger made all but six kicks from that distance in 2003 with 12 of his career-high 26 FG conversions being from 40 or more yards. With 46 of his 95 career FGs being 40 or more yards, an league-high percentage of 48.4 made all the more impressive by the fact that the next closest kicker in that category is Carolina's Jon Kasay at 38.6 percent (22 of 57). With his 54-yard FG at Denver, Edinger ranks second in team history with 10 career FGs of 50 or more yards (Kevin Butler, 16). The Michigan State product finished the 2003 season ranked second in the NFL with a made field goal average of 37.7 yards while tied for fifth longest field goal attempt average of 38.4 yards.

### TOUCHDOWNS

#### Lifetime

- 110 Walter Payton, 1975-87
- 51 Neal Anderson, 1986-93
- 49 Rick Casares, 1955-64

#### Season

- 14 Walter Payton, 1977; 1979  
Gale Sayers, 1965
- 13 Walter Payton, 1976
- 12 Rick Casares, 1956  
Neal Anderson, 1988

#### Game

- 4 Rick Casares, at SF, 10/28/56;  
vs. Pitt, 12/6/59  
Gale Sayers, vs. SF, 12/12/65  
Bobby Douglass, at GB, 11/4/73
- 3 Last: Rashaan Salaam, vs. TB,  
12/17/95

#### Consecutive games

- 7 Gale Sayers, 10/26-12/6/69  
Walter Payton, 10/3-11/14/76
- 6 Beattie Feathers, 9/30-10/28/34  
Johnny Lujack, 10/1-11/12/50  
Rick Casares, 11/1-12/6/59  
Gale Sayers, 11/14-12/19/65
- 5 Last: Neal Anderson, 10/7-11/11/90

## - PASSING -

### QB RATING

#### Lifetime (400+ attempts)

- 80.7 Erik Kramer, 1994-98
- 80.4 Jim McMahon, 1982-88
- 76.7 Jim Miller, 1998-2002

#### Season (100+ attempts)

- 107.8 Sid Luckman, 1943
- 97.8 Jim McMahon, 1984
- 95.5 Sid Luckman, 1941
- 93.5 Erik Kramer, 1995

### ATTEMPTS

#### Lifetime

- 1,759 Jim Harbaugh, 1987-93
- 1,744 Sid Luckman, 1939-50
- 1,557 Erik Kramer, 1994-98

#### Season

- 522 Erik Kramer, 1995
- 478 Jim Harbaugh, 1991
- 477 Erik Kramer, 1997

#### Game

- 60 Erik Kramer, vs NY Jets, 11/16/97
- 57 Bill Wade, at Wash, 10/25/64
- 52 Johnny Lujack, at NYG, 10/23/49

### COMPLETIONS

#### Lifetime

- 1,023 Jim Harbaugh, 1987-93
- 913 Erik Kramer, 1994-98
- 904 Sid Luckman, 1939-50

#### Season

- 315 Erik Kramer, 1995
- 275 Jim Harbaugh, 1991  
Erik Kramer, 1997
- 228 Jim Miller, 2001
- 225 Bill Wade, 1962

#### Game

- 34 Jim Miller, vs Min, 11/14/99
- 33 Bill Wade, at Wash, 10/25/64
- 32 Erik Kramer, at Miami, 10/27/97  
Erik Kramer, vs. NY Jets, 11/16/97

#### Consecutive

- 15 Shane Matthews, vs. NE, 12/10/00
- 14 Steve Walsh, at Min, 12/1/94
- 13 Rudy Bukich, 11/22-11/26/64  
Jim Harbaugh, at GB, 10/23/92

#### Long

- 98 Bill Wade, at Det, 10/8/61  
(TD to Farrington)
- 93 Jack Concannon, vs. StL., 11/19/67  
(TD to Gordon)
- 91 Ed Brown, vs. SF, 10/16/60  
(TD to Dewveall)

### COMPLETION PERCENTAGE

#### Lifetime (300+ completions)

- 61.1 Shane Matthews, 1996, 99-01  
(366 of 599)
- 58.6 Erik Kramer, 1994-98 (913 of 1,557)
- 58.5 Jim Miller, 1998-02 (565 of 965)

#### Season (75+ completions)

- 65.1 Shane Matthews, 2001 (84 of 129)
- 64.0 Chris Chandler, 2002 (103 of 161)
- 63.2 Jim Miller, 1999 (110 of 174)

#### Game (10+ completions)

- 86.7 Bob Williams, vs. Dal,  
10/12/52 (13 of 15)
- 83.3 Gene Ronzani, vs. Det,  
10/22/44 (10 of 12)  
Ed Brown, at Det,  
11/20/55 (15 of 18)  
Bill Wade, vs. Balt,  
11/8/64 (10 of 12)

\* NFL Record

† Tied NFL Record

## YARDS

### Lifetime

- 14,686 Sid Luckman, 1939-50
- 11,567 Jim Harbaugh, 1987-93
- 11,203 Jim McMahon, 1982-88

### Season

- 3,838 Erik Kramer, 1995
- 3,172 Bill Wade, 1962
- 3,121 Jim Harbaugh, 1991

### Game

- 468 Johnny Lujack, 12/11/49
- 466 Bill Wade, 11/18/62
- 433 Sid Luckman, 11/14/43

## 300-YARD GAMES

### Lifetime

- 9 Bill Wade, 1961-66
- 7 Erik Kramer, 1994-98
- 4 George Blanda, 1949-58
- 3 Sid Luckman, 1939-50
- Johnny Lujack, 1948-51
- Vince Evans, 1977-83
- Jim Miller, 1998-02

### Season

- 4 Bill Wade, 1962
- 3 Bill Wade, 1961
- Erik Kramer, 1995

### Consecutive games

- 2 Sid Luckman, 10/12-10/19/47
- George Blanda, 10/17-10/24/54
- Bill Wade, 10/14-10/21/62; 11/18-11/25/62
- Jim Miller, 11/14-11/21/99

## TOUCHDOWN PASSES

### Lifetime

- 137 Sid Luckman, 1939-50
- 68 Bill Wade, 1961-66
- 67 Jim McMahon, 1982-88

### Season

- 29 Erik Kramer, 1995
- 28 Sid Luckman, 1943
- 24 Sid Luckman, 1947

### Game

- †7 Sid Luckman, at NYG, 11/14/43
- 6 Johnny Lujack, vs. Chi Cards, 12/11/49
- 5 Ray Buivid, vs. Chi Cards, 12/5/37

### Consecutive games

- 19 Sid Luckman, 11/22/42-11/26/44
- 14 Sid Luckman, 10/12/47-10/17/48

## PASSES INTERCEPTED

### Lifetime

- 132 Sid Luckman, 1939-50
- 88 Ed Brown, 1954-61
- 70 George Blanda, 1949-58

### Season

- 31 Sid Luckman, 1947
- 24 Bill Wade, 1962
- George Blanda, 1953
- 22 Johnny Lujack, 1949

### Game

- 7 Edmund (Zeke) Bratkowski, at Balt, 10/2/60
- 5 Last: Larry Rakestraw, at Det, 9/22/68

## PASSES NOT INTERCEPTED

### Consecutive

- 174 Erik Kramer, 11/19-12/24/95
- 173 Jim Harbaugh, 10/28-12/9/90
- 162 Erik Kramer, 9/11-10/22/95

### Game

- 50 Erik Kramer, at Mia, 10/27/97
- 47 Jim Miller, vs. GB, 11/11/01
- 46 Bill Wade, vs. Rams, 10/11/64

## LOWEST INTERCEPTION PCT.

### Lifetime (400+ attempts)

- 2.69 Jim Miller, 1998- 2002 (26 int, 965 att)
- 2.89 Erik Kramer, '94-98 (45 int, 1,557 att)
- 3.01 Shane Matthews, 1996, 99-01 (18 int, 599 att)
- 3.18 Jim Harbaugh, 1987-93 (56 int, 1,759 att)

### Season (100+)

- 1.40 Jim McMahon, 1984 (2 int, 143 att)
- 1.91 Erik Kramer, 1995 (10 int, 522 att)
- 1.92 Jim Harbaugh, 1990 (6 int, 312 att)

## AVERAGE GAIN PER ATTEMPT

### Lifetime (400+ passes)

- 8.42 Sid Luckman, 1939-50
- 8.23 Bernie Masterson, 1934-40
- 7.79 Johnny Lujack, 1948-51

### Season (100+)

- 10,860 Sid Luckman, 1943
- 9,924 Sid Luckman, 1941
- 9,923 Ed Brown, 1956

### Game (10+)

- 17.1 Charlie O'Rourke, at Det, 11/22/42
- 16.9 Sid Luckman, at CRams, 10/5/41
- 16.7 Gene Ronzani, vs. Det, 10/22/44

### - RECEIVING -

#### RECEPTIONS

##### Lifetime

- 492 Walter Payton, 1975-87
- 356 Johnny Morris, 1958-67
- 329 Curtis Conway, 1993-99
- 316 Mike Ditka, 1961-66

##### Season

- 100 Marty Booker, 2001
- 97 Marty Booker, 2002
- 93 Johnny Morris, 1964

##### Game

- 14 Jim Keane, at NYG, 10/23/49
- 13 Mike Ditka, at Wash, 10/25/64
- Bobby Ingram, at StL, 12/26/99
- 12 Marty Booker, vs. GB, 10/7/02

##### Consecutive Games

- 58 Marty Booker, 9/24/00 - Current
- 57 Bobby Ingram, 10/6/96 - 9/17/00
- 49 Mike Ditka, 12/3/61 - 10/10/65
- 45 Walter Payton, 12/16/84 - 12/27/87

#### YARDS

##### Lifetime

- 5,059 Johnny Morris, 1958-67
- 4,616 Harlon Hill, 1954-61
- 4,538 Walter Payton, 1975-87

##### Season

- 1,400 Marcus Robinson, 1999
- 1,301 Jeff Graham, 1995
- 1,200 Johnny Morris, 1964

##### Game

- 214 Harlon Hill, at SF, 10/31/54
- 201 Johnny Morris, at Dal, 11/18/62
- 198 Harlon Hill, vs. Balt, 10/21/56
- Marty Booker, vs. Min, 9/8/02

##### Long

- 98 John Farrington (TD), 10/8/61
- 93 Dick Gordon (TD), 11/19/67
- 91 Willard Dewveall (TD), 10/16/60

#### 1,000 YARDS

##### Seasons

- 2 Marty Booker, 2001-02
- Curtis Conway, 1995-96
- Harlon Hill, 1954, 1956
- 1 Last: Marty Booker, 2002

#### 100-YARD GAMES

##### Lifetime

- 19 Harlon Hill, 1954-61
- 15 Johnny Morris, 1958-67
- 14 Mike Ditka, 1961-66
- 12 Curtis Conway, 1993-99

##### Season

- 7 Harlon Hill, 1954
- Jeff Graham, 1995
- 6 Harlon Hill, 1956
- Johnny Morris, 1964
- 5 Mike Ditka, 1961
- Marcus Robinson, 1999

##### Consecutive games

- 3 Harlon Hill, 11/11-11/25/56
- Jeff Graham, 11/5-11/19/95
- 2 Last: Marcus Robinson, 11/14-11/21/99

#### AVERAGE GAIN

##### Lifetime (100+ attempts)

- 22.4 Ken Kavanaugh, 1940-41, 45-50
- 21.7 Ray (Scooter) McLean, 1940-47
- 20.4 Harlon Hill, 1954-61

##### Season (30+)

- 25.6 Ken Kavanaugh, 1947
- 25.0 Harlon Hill, 1954
- 24.0 Harlon Hill, 1956

##### Game (4+)

- 44.8 Dick Gordon, vs. StL, 11/19/67
- 37.5 Gene Schroeder, vs. Chi Cards, 12/16/51
- 37.0 Billy Stone, vs. Det, 11/23/52

#### TOUCHDOWNS

##### Lifetime

- 50 Ken Kavanaugh, 1940-41, 45-50
- 40 Harlon Hill, 1954-61
- 35 Dick Gordon, 1965-71

##### Season

- 13 Ken Kavanaugh, 1947
- Dick Gordon, 1970
- 12 Harlon Hill, 1954
- Mike Ditka, 1961
- Curtis Conway, 1995
- 11 Harlon Hill, 1956

##### Game

- 4 Harlon Hill, at SF, 10/31/54
- Mike Ditka, at Rams, 10/13/63
- 3 Last: Marty Booker, at TB, 11/18/01

##### Consecutive games

- 7 Ken Kavanaugh, 11/2-12/14/47
- Curtis Conway, 9/24-11/12/95
- 5 Mike Ditka, 10/22-11/19/61
- Dennis McKinnon, 9/8-10/5/85

\* NFL Record

† Tied NFL Record

## — INTERCEPTIONS —

### INTERCEPTIONS BY

#### Lifetime

- 38 Gary Fencik, 1976-87
- 37 Richie Petitbon, 1959-68
- 32 Donnell Woolford, 1989-96

#### Season

- 10 Mark Carrier, 1990
- 9 Roosevelt Taylor, 1963
- 8 Clyde (Bulldog) Turner, 1942
- Johnny Lujack, 1948
- Richie Petitbon, 1963
- Vestee Jackson, 1988

#### Game

- 3 Bob Margarita, vs. Det, 11/11/45
- Johnny Lujack, at GB, 9/26/48
- Richie Petitbon, at GB, 9/24/67
- Curtis Gentry, vs. StL, 11/19/67
- Ross Brupbacher, vs. Den, 12/12/76
- Mark Carrier, at Wash, 12/9/90
- 2 Last: Walt Harris, at StL, 12/14/97

#### Consecutive games

- 4 Last: Dave Duerson, 9/14-10/5/86

### YARDS RETURNED

#### Lifetime

- 643 Richie Petitbon, 1959-68
- 485 Bennie McRae, 1962-70
- 483 Gary Fencik, 1976-87

#### Season

- 212 Richie Petitbon, 1962
- 182 JC Caroline, 1956
- 172 Don Kindt, 1953
- Roosevelt Taylor, 1963

#### Game

- 101 Richie Petitbon, vs. Rams, 12/9/62
- 96 Clyde (Bulldog) Turner, at Wash, 10/26/47
- Roosevelt Taylor, at Phil, 10/20/68
- 92 Todd Bell, vs. Det, 11/22/81

#### Long

- 101 Richie Petitbon, (TD) 12/9/62
- 96 Clyde (Bulldog) Turner, (TD) 10/26/47
- Roosevelt Taylor, (TD) 10/20/68
- 92 Todd Bell, (TD) 11/22/81

### TOUCHDOWNS

#### Lifetime

- 4 Bennie McRae, 1962-70
- 3 Richie Petitbon, 1959-68
- Roosevelt Taylor, 1961-69
- Mike Brown, 2000-current

#### Season

- 2 Jerry Weatherly, 1950
- JC Caroline, 1956
- Bennie McRae, 1967
- Mike Brown, 2001 (Cons. OT wins)

#### Game

- 1 Last: Walt Harris, at Detroit, 12/30/01

## — PUNTING —

### PUNTS

#### Lifetime

- 878 Bob Parsons, 1972-83
- 833 Bobby Joe Green, 1962-73
- 354 Maury Buford, 1985-86; 89-91

#### Season

- †114 Bob Parsons, 1981
- 99 Bob Parsons, 1976
- 96 Bob Parsons, 1978

#### Game

- 14 Keith Molesworth, 12/10/33
- 12 Todd Sauerbrun, 10/5/97
- 11 Last: Dave Finzer, 12/3/84

### YARDS

#### Lifetime

- 35,057 Bobby Joe Green, 1962-73
- 34,180 Bob Parsons, 1972-83
- 14,451 Maury Buford, 1985-86; 89-91

#### Season

- 4,531 Bob Parsons, 1981
- 4,059 Todd Sauerbrun, 1997
- 3,726 Bob Parsons, 1976

#### Game

- 524 Todd Sauerbrun, vs. NO, 10/5/97
- 517 Keith Molesworth, vs. GB, 12/10/33
- 476 Bob Parsons, at Hou, 11/6/77

#### Long

- 94 Joe Lintzenich, vs. NYG, 11/15/31
- 87 Dave Finzer, vs. NO, 10/7/84
- 81 Bob Parsons, vs. NE, 12/5/82

### GROSS AVERAGE

#### Lifetime (75+ punts)

- 44.5 George Gulyanics, 1947-52
- 42.2 Todd Sauerbrun, 1995-98
- 42.1 Bobby Joe Green, 1962-73
- Brad Maynard, 2001-current

#### Season (30+)

- 46.5 Bobby Joe Green, 1963
- 44.8 Todd Sauerbrun, 1996
- 44.5 Bobby Joe Green, 1964

\* NFL Record

† Tied NFL Record

### Game (4+)

- 57.3 Fred Morrison, vs. Rams, 11/16/52
- 54.6 Maury Buford, vs. GB, 10/21/85
- 54.0 Maury Buford, at TB, 10/6/85

### INSIDE 20

#### Lifetime

- 158 Bob Parsons, 1972-83
- 94 Maury Buford, 1985-86; 89-91
- 85 Brad Maynard, 2001-2003

#### Season

- 36 Brad Maynard, 2001
- 31 Bob Parsons, 1981
- 28 Chris Gardocki, 1993

#### Game

- 6 Brad Maynard, at GB 12/9/01
- 5 Bob Parsons, at Hou, 11/6/77
- 4 Last: Todd Sauerbrun, at Pit, 9/13/98

### HAD BLOCKED

#### Lifetime

- 5 Ed Brown, 1954-61
- Bob Parsons, 1972-83
- Maury Buford, 1985-86; 89-91
- 4 Fred (Curley) Morrison, 1950-53

#### Season

- 2 Brad Maynard, 2003

#### Game

- 2 Jon Kilgore, at Rams, 12/8/68
- Ray Stachowicz, at Min, 12/11/83
- 1 Last: Brad Maynard, vs. Green Bay, 9/29/03

## - PUNT RETURNS -

### RETURNS

#### Lifetime

- 127 Dennis McKinnon, 1983-85; 87-89
- 123 Jeff Fisher, 1981-84
- 112 George McAfee, 1940-41; 45-50

#### Season

- 58 Jeff Fisher, 1984
- 57 Lew Barnes, 1986
- 43 Jeff Fisher, 1981

#### Game

- 8 Jeff Fisher, at Det, 12/16/84
- 7 George McAfee, vs. GB, 10/15/50
- Ron Smith, at Clev, 10/15/72
- Steve Schubert, at TB, 12/4/77
- Dennis McKinnon, at GB, 12/4/83

### YARDS

#### Lifetime

- 1,431 George McAfee, 1940-41; 45-50
- 1,171 Dennis McKinnon, 1983-85; 87-89
- 1,137 Jeff Fisher, 1981-84

### Season

- 509 Jeff Fisher, 1981
- 492 Jeff Fisher, 1984
- 482 Lew Barnes, 1986
- 456 Virgil Livers, 1975
- 452 R.W. McQuarters, 2003

#### Game

- 134 Gale Sayers, vs. SF, 12/12/65
- Dennis McKinnon, vs. NYG, 9/14/87
- 108 George McAfee, vs. Rams, 10/10/48
- 106 Glyn Milburn, at TB, 9/20/98

#### Long

- 95 Johnny Bailey (TD), vs. KC, 12/29/90
- 94 Dennis McKinnon (TD), vs. NYG, 9/14/87
- 93 Glyn Milburn (TD), at TB, 9/20/98

### AVERAGE

#### Lifetime (50+ returns)

- \*12.8 George McAfee, 1940-41; 45-50
- 11.3 JR Boone, 1948-51
- 10.3 Glyn Milburn, 1998-2001

#### Season (15+ returns)

- 14.9 Gale Sayers, 1965
- 14.5 George McAfee, 1947
- 13.9 George McAfee, 1948
- 12.2 R.W. McQuarters, 2003

#### Game (3+)

- 36.0 George McAfee, vs. Rams, 10/10/48
- 34.0 Scooter McLean, vs. Chi Cards 10/11/42
- 26.8 Gale Sayers, vs. SF, 12/12/65
- Dennis McKinnon, vs. NYG, 9/14/87

### TOUCHDOWNS

#### Lifetime

- 3 Ray (Scooter) McLean, 1940-47
- Steve Schubert, 1975-79
- Dennis McKinnon, 1983-85; 87-89
- 2 George McAfee, 1940-41; 45-50
- Gale Sayers, 1965-71

#### Season

- 2 Dennis McKinnon, 1987

#### Game

- 1 Last: R.W. McQuarters, vs. StL, 11/16/03

### FAIR CATCHES

#### Lifetime

- 66 Glyn Milburn, 1998-2001
- 47 Steve Schubert, 1975-79
- 40 Jeff Fisher, 1981-84

#### Season

- 26 Glyn Milburn, 2000
- 21 Steve Schubert, 1978
- 20 Jeff Fisher, 1981
- Terry Obee, 1993

**Game**

- 6 Bobby Engram, vs. Min, 9/15/96
- 5 Johnny Bailey, at GB, 10/17/91
- Curtis Conway, at TB, 11/6/94
- Glyn Milburn, vs. GB, 12/3/00
- 4 Last: Terry Obee, vs. Min, 10/25/93

## – KICKOFF RETURNS –

**RETURNS**
**Lifetime**

- 192 Dennis Gentry, 1982-92
- Glyn Milburn, 1998-2001
- 108 Cecil Turner, 1968-73

**Season**

- 63 Glyn Milburn, 2000
- 62 Glyn Milburn, 1998
- 61 Glyn Milburn, 1999

**Game**

- 9 Ahmad Merritt, at SF, 9/7/03
- 8 Brian Baschnagel, at Hou, 11/6/77
- 7 Last: Glyn Milburn, at TB, 9/10/00

**YARDS**
**Lifetime**

- 4,596 Glyn Milburn, 1998-2001
- 4,353 Dennis Gentry, 1982-92
- 2,781 Gale Sayers, 1965-71

**Season**

- 1,550 Glyn Milburn, 1998
- 1,468 Glyn Milburn, 2000
- 1,426 Glyn Milburn, 1999

**Game**

- 221 Nate Lewis, at Min, 12/1/94
- 208 Ron Smith, vs. SF, 11/19/72
- 202 Glyn Milburn, at GB, 12/13/98

**Long**

- 103 Gale Sayers, at Pit, 9/17/67 (TD)
- 100 Don Bingham, vs. LARams, 11/18/56 (TD)
- 99 Willie Galimore, at Balt, 10/4/58 (TD)
- Willie Gault, vs. Wash, 9/29/85 (TD)

**AVERAGE**
**Lifetime (50+ returns)**

- \*30.6 Gale Sayers, 1965-71
- 26.6 Ron Smith, 1965; 70-72
- 23.9 Glyn Milburn, 1998-2001

**Season (1+ per game)**

- 37.7 Gale Sayers, 1967
- 32.7 Cecil Turner, 1970
- 31.7 Walter Payton, 1975

**Game (3+)**

- 52.0 Cecil Turner, at NYG, 9/19/70
- 48.7 Dick Gordon, at Rams, 9/16/66
- 48.3 Gale Sayers, at SF, 12/3/67

**TOUCHDOWNS**
**Lifetime**

- †6 Gale Sayers, 1965-71
- 4 Cecil Turner, 1968-73
- 3 Dennis Gentry, 1982-92

**Season**

- 4 Cecil Turner, 1970
- 3 Gale Sayers, 1967
- 2 Gale Sayers, 1966
- Glyn Milburn, 1998
- Jerry Azumah, 2003

**Game**

- 1 Last: Jerry Azumah, at GB, 12/7/03

## – FUMBLES –

**FUMBLES**
**Lifetime**

- 85 Walter Payton, 1975-87
- 38 Jim Harbaugh, 1987-93
- 35 Rick Casares, 1955-64

**Season**

- 15 Jim Harbaugh, 1993
- 14 Gary Huff, 1974
- 13 Carl Garrett, 1973

**Game**

- 4 Hugh Gallarneau, vs. Chi Cards, 12/1/46
- Rudy Bukich, at Balt, 12/5/65
- Vince Evans, at GB, 11/15/81
- Rusty Lisch, vs. GB, 12/9/84
- 3 Last: Anthony Thomas, at Det, 10/20/02

**OWN RECOVERED**
**Lifetime**

- 18 Walter Payton, 1975-87
- 13 Gale Sayers, 1965-71
- 10 Ed Brown, 1954-61
- Jim Harbaugh, 1987-93

**Season**

- 7 Gary Huff, 1974
- 6 Jack Concannon, 1970
- 5 Bobby Douglass, 1972

**Game**

- 3 Gary Huff, vs. Det, 9/15/74

**OPPONENTS' RECOVERED**
**Lifetime**

- 25 Dick Butkus, 1965-73
- 22 Joe Fortunato, 1955-66
- 17 Mike Hartenstine, 1975-86

**Season**

- 6 Dick Butkus, 1965
- 5 Ed O'Bradovich, 1962
- 4 Last: Mike Singletary, 1984

### Game

- 3 Virgil Livers, at Min, 10/5/75  
 John Thierry, vs. Hou, 10/22/95  
 2 Last: Bryan Knight, vs. NO, 9/22/02

### YARDS RET. OWN FUMBLES

#### Lifetime

- 36 John Adams, 1959-62  
 24 Ike Hill, 1973-74  
 22 Ron Bull, 1962-70

#### Season

- 36 John Adams, 1961 (11/19)  
 24 Ike Hill, 1973 (11/12)  
 21 Ron Bull, 1962 (11/4)

#### Game

(Same as "Season")

#### Long

(Same as "Season")

### YARDS RET. OPP.'S FUMBLES

#### Lifetime

- 144 Brian Urlacher, 2000-03  
 128 Charlie Sumner, 1955; 58-60  
 110 Ed Sprinkle, 1944-55

#### Season

- 101 Charlie Sumner, 1958  
 Brian Urlacher, 2001  
 98 George Halas, 1923

#### Game

- 98 George Halas, (TD) vs. Oorang,  
 11/4/23  
 90 Brian Urlacher, (TD) at Atlanta,  
 11/7/01  
 86 Charlie Sumner, (TD) vs. Chi  
 Cards, 12/7/58

#### Long

(Same as "Game")

### TOUCHDOWNS OWN FUMBLES

#### Lifetime

- 2 Ken Kavanaugh, 1940-41; 45-50  
 Mike Ditka, 1961-66

#### Season

- 1 Last: Johnny Musso, 1976

#### Game

- 1 Last: Johnny Musso, vs. Min 10/31/76

\* NFL Record

↑ Tied NFL Record

### TOUCHDOWNS OPP.'S FUMBLES

#### Lifetime

- 2 Fred Evans, 1948  
 Ed Sprinkle, 1944-55

#### Season

- 2 Fred Evans, 1948

#### Game

- 2 Fred Evans, vs. Wash, 11/28/48  
 1 Last: Mike Brown, at Buf, 9/29/02

## - SACKS -

(Since 1970)

#### Lifetime

- 124.5 Richard Dent, 1983-93; 95  
 92.5 Steve McMichael, 1981-93  
 82.0 Dan Hampton, 1979-90

#### Season

- 17.5 Richard Dent, 1984 (16 games)  
 17.0 Richard Dent, 1985  
 15.0 Jim Osborne, 1976 (14 games)

#### Game

- 4.5 Richard Dent, vs. Raid, 11/4/84;  
 at Raid, 12/27/87  
 4.0 Jim Osborne, vs. Min, 9/23/73  
 3.5 Alan Page, vs. Den, 12/20/81  
 Jim Althoff, vs. Min, 10/11/87

#### Consecutive games (at least .5 sack)

- 8 Roosevelt Colvin, 12/23/01-10/7/02  
 7 Alonzo Spellman, 12/1/94-9/17/95  
 6 Steve McMichael, 10/29-12/3/89

## - TAKEAWAYS -

(Int & Opp. Fumbles Recovered)

#### Lifetime

- 50 Gary Fencik, 1976-87 (38 int, 12 fum)  
 47 Dick Butkus, 1965-73 (22 int, 25 fum)  
 44 Richie Petitbon, 1959-68 (37 int, 7 fum)

#### Season

- 12 Roosevelt Taylor, 1963 (9 int, 3 fum)  
 Mark Carrier, 1990 (10 int, 2 fum)  
 11 Dick Butkus, 1965 (5 int, 6 fum)  
 10 Richie Petitbon, 1963 (8 int, 2 fum)  
 Ross Brupbacher, 1976 (7 int, 3 fum)

#### Game

- 4 Bill George, vs. Det, 12/3/61 (2 int, 2 fum)  
 3 Last: J. Thierry, vs. Hou, 10/22/95 (3 fum)



### — SCORING —

**Points**

- \*40 Ernie Nevers, at Chi. Cards, 11/28/29
- 36 Dub Jones, at Clev, 11/25/51
- 24 Lenny Moore, at Balt, 10/4/58  
Jim Taylor, vs. GB, 11/4/62

**Touchdowns**

- †6 Ernie Nevers, at Chi. Cards, 11/28/29  
Dub Jones, at Clev, 11/25/51
- 4 Lenny Moore, at Balt, 10/4/58  
Jim Taylor, vs. GB, 11/4/62

**Field goals**

- 5 Curt Knight, vs. Wash, 11/14/71  
Fred Cox, vs. Min, 9/23/73  
Nick Lowery, vs. KC, 12/29/90  
Gary Anderson, at Min, 10/10/99  
Martin Gramatica, vs. TB, 12/29/02  
Jeff Chandler, at SF, 9/7/03  
S. Janikowski, vs. Oak, 10/5/03
- 4 Last: Ryan Longwell, at GB, 12/7/03

**Field goal attempts**

- 7 Mike Clark, vs. Dal, 11/24/68
- 6 Curt Knight, vs. Wash, 11/14/71  
Fred Cox, vs. Min, 9/23/73  
S. Janikowski, vs. Oak, 10/5/03
- 5 Last: Jeff Chandler, at SF, 9/7/03

**Long field goal**

- 60 Morten Andersen, at NO, 10/27/91
- 57 Adam Vinatieri, vs. NE, 11/10/02
- 56 Bert Rechichar, at Balt, 9/27/53

### — RUSHING —

**Attempts**

- 39 Jerome Bettis, at LA Rams, 1/2/94
- 35 John Stephens, at NE, 10/30/88
- 34 Eric Dickerson, at LA Rams, 11/6/83

**Yards**

- 216 Ricky Williams, at Mia, 12/9/02
- 206 Earl Campbell, vs. Hou, 11/16/80
- 199 Ollie Matson, vs. LA Rams, 10/11/59

**Touchdowns**

- †6 Ernie Nevers, at Chi. Cards, 11/28/29  
Dub Jones, at Clev, 11/25/51  
Jim Taylor, vs. GB, 11/4/62
- 3 Last: Daunte Culpepper, at Min,  
9/3/00

**Long**

- 97 Bobby Gage, vs. Pit, 12/4/49 (TD)
- 90 Johnny Johnson, at NYJ, 9/25/94
- 84 Tom Harmon, vs. LA Rams,  
10/13/46 (TD)  
Barry Sanders, at Det, 10/23/94

### — PASSING —

**Attempts**

- 62 Randall Cunningham, vs. Phil,  
10/2/89
- 56 Brad Johnson, at TB, 11/18/01
- 55 Tommy Kramer, vs. Min, 9/19/85  
Tom Brady, vs. NE, 11/10/02

**Completions**

- 40 Brad Johnson, at TB, 11/18/01
- 36 Brett Favre, vs. GB, 12/5/93  
Jeff Garcia, at SF, 12/17/00  
Tom Brady, vs. NE, 11/10/02
- 34 Neil O'Donnell, vs. Pit, 11/5/95

**Yards**

- 509 Vince Ferragamo, at LA Rams,  
12/26/82
- 436 Tommy Kramer, at Min, 9/19/85
- 402 Brett Favre, vs. GB, 12/5/93  
Jeff Garcia, at SF, 12/17/00

**Touchdowns**

- 5 Steve Spurrier, vs. SF, 11/19/72  
Tommy Kramer, at Min, 11/28/82  
Brett Favre, at GB, 11/12/95
- 4 Last: Drew Bledsoe, at Buf, 9/29/02

**Interceptions**

- 5 Last: Mark Rypien, at Wash, 12/9/90

**Consecutive completions**

- 12 Jim Hart, at StL Cards, 9/25/77

**Long**

- †99 Sonny Jurgensen, vs. Wash,  
9/15/68 (TD)  
Brett Favre, vs. GB, 9/11/95 (TD)
- 98 Charlie Batch, vs. Det, 10/4/98 (TD)
- 97 Pat Coffee, vs. Chi. Cards,  
12/5/37 (TD)  
Bernie Kosar, at Clev, 10/23/89 (TD)

**Times sacked**

- 11 Archie Manning, vs. Min, 10/28/84
- 10 Guido Merkins, at Phil, 10/4/87
- 9 Fran Tarkenton, vs. Min, 12/17/61

### — RECEIVING —

**Receptions**

- \*20 Terrell Owens, at SF, 12/17/00
- 14 Herman Moore, at Det, 12/4/95
- 13 Bob Anderson, at Den, 9/30/73

**Yards**

- 283 Terrell Owens, at SF, 12/17/00
- 225 Bernie Casey, vs. SF, 11/13/66
- 204 Randy Moss, vs. Min, 11/14/99  
Marshall Faulk, at StL, 12/26/99

**Touchdowns**

- 3 Last: Cris Carter, vs. Min, 11/14/99

### Long

- †99 Gerry Allen, vs. Wash, 9/15/68 (TD)  
 Robert Brooks, vs. GB, 9/11/95 (TD)  
 98 Johnnie Morton, vs. Det, 10/4/98 (TD)  
 97 Gaynell Tinsley, vs. Chi. Cards,  
 12/5/37 (TD)  
 Webster Slaughter, at Clev,  
 10/23/89 (TD)

## — INTERCEPTIONS —

### Interceptions

- 3 Last: Kurt Schulz, vs. Det, 9/24/00

### Yards

- 167 Dick Jauron, vs. Det, 11/18/73  
 121 Milt Davis, vs. Balt, 11/17/57  
 115 Bernie Parrish, at Clev, 12/11/60

### Touchdowns

- †2 Bobby Franklin, at Clev, 12/11/60

### Long

- 102 Bob Smith, at Det, 11/24/49 (TD)  
 99 Rick Sanford, vs. NE, 12/5/82 (TD)  
 98 Darryll Lewis, vs. Hou, 10/22/95 (TD)

## — PUNTING —

### Punts

- 14 Dick Nesbitt, vs. Chi. Cards, 11/30/33  
 11 Last: Todd Sauerbrun, at Car,  
 12/22/02

### Average

- \*61.8 Bob Cifers, vs. Det, 11/24/46  
 57.5 Craig Hentrich, at Ten, 10/25/98  
 55.8 Sammy Baugh, at Wash, 11/17/40

### Long

- 84 Doug Russell, vs. Chi. Cards, 9/11/38  
 79 Tommy Davis, at SF, 11/19/61  
 75 Rich Camarillo, vs. NE, 9/15/85  
 Harold Alexander, vs. Atl, 10/3/93

## — PUNT RETURNS —

### Returns

- 7 Danny Reece, at TB, 12/2/79  
 Nate Jacquet, at Min, 11/25/01  
 6 Last: Kevin Williams, at SF, 12/17/00

### Yards

- 122 Hugh McElhenny, vs. SF, 10/19/52  
 118 Jon Arnett, at LA Rams, 11/2/58  
 116 Karl Williams, at TB, 12/21/97

### Fair catches

- 7 Lem Barney, at Det, 11/21/76  
 5 Willie Wood, at GB, 11/15/70  
 Vai Sikahema, at Phil, 10/10/93

### Long

- 95 Steve Odom, at GB, 11/10/74 (TD)  
 94 Hugh McElhenny, vs. SF,  
 10/19/52 (TD)  
 93 Veryl Switzer, vs. GB, 11/7/54 (TD)

## — KICKOFF RETURNS —

### Returns

- 7 Last: Deion Branch, vs. NE, 11/10/02

### Yards

- 202 Carver Shannon, at LA Rams,  
 10/13/63  
 184 Al Carmichael, at GB, 10/2/55  
 182 Buster Rhymes, at Min, 9/19/85

### Long

- †106 Al Carmichael, at GB, 10/7/56 (TD)  
 102 Ron Jessie, at Det, 10/24/71 (TD)  
 Mel Gray, at Det, 10/23/94 (TD)  
 101 Bill Jefferson, at Det, 11/23/41 (TD)

\* NFL Record

† Tied NFL Record

## LONGEST PLAYS AT SOLDIER FIELD

(Bears moved from Wrigley Field after the 1970 season and played in Champaign in 2002.)

### RUN

- Bears — 80 Neal Anderson, vs GB, 11/27/88  
 Opp. — 72 Robert Smith, Min, 10/15/00

### PASS

- Bears — 89 Vince Evans, vs. Min, 9/21/80  
 Opp. — 99 Brett Favre, GB, 9/11/95

### CATCH

- Bears — 89 Rickey Watts, vs. Min, 9/21/80  
 Opp. — 99 Robert Brooks, GB, 9/11/95

### PUNT

- Bears — 87 Dave Finzer, vs. NO, 10/7/84  
 Opp. — 75 Harold Alexander, Atl, 10/3/93

### PUNT RETURN

- Bears — 95 Johnny Bailey, vs KC, 12/29/90  
 Opp. — 77 Lee Nelson, St. L, 12/16/79

### KICKOFF RETURN

- Bears — 99 Willie Gault, vs Wash, 9/29/85  
 Opp. — 97 Del Rodgers, GB, 12/9/84

### INTERCEPTION RETURN

- Bears — 92 Todd Bell, vs. Det, 11/22/81  
 Opp. — 99 Rick Sanford, NE, 12/5/82

### FIELD GOAL

- Bears — 55 Kevin Butler, vs Min, 10/25/93  
 Opp. — 52 Fred Cox, Min, 10/27/75

### - WON-LOST -

#### WINS

##### Highest winning percentage, season

†1.000	1934 (13 games)	13-0
	1942 (11 games)	11-0
.938	1985 (16 games)	15-1
.923	1926 (16 games)	12-1-3

##### Lowest winning percentage, season

.071	1969 (14 games)	1-13
.214	1973 (14 games)	3-11
.250	Last: 2002 (16 games)	4-12

##### Wins at home, season

9	1926 (11 games at Wrigley)
8	1921 (9 games at Wrigley)
	1922 (9 games at Wrigley)
	1985 (8 games at Soldier Field)
7	1933 (7 games at Wrigley)
	1986 (8 games at Soldier Field)
	1988 (8 games at Soldier Field)
	1990 (8 games at Soldier Field)
	2001 (8 games at Soldier Field)

##### Wins on the road, season

7	1920 (9 road games)
	1934 (7 road games)
	1985 (8 road games)
	1986 (8 road games)

#### CONSECUTIVE GAMES

##### Won

*17	11/26/33-12/2/34
16	11/9/41-12/6/42

##### Without losing

24	11/9/41-11/14/43 (23-0-1)
----	---------------------------

##### Wins at home

19	11/20/32-10/20/35
----	-------------------

##### Wins on the road

10	9/28/41-12/6/42
----	-----------------

##### Lost

8	Last: 9/22/02-11/18/02
---	------------------------

##### Without winning

11	11/3/29-10/5/30 (0-9-2)
----	-------------------------

##### Losses at home

8	11/23/69-11/8/70
---	------------------

##### Losses on the road

16	11/12/73-11/30/75
----	-------------------

### - SCORING -

#### POINTS

##### Most, season

456	1985 (16 games)
409	1965 (14 games)
396	1941 (11 games)

##### Fewest, season

133	1933 (13 games)
141	1982 (9 games)
145	1931 (13 games)
216	2000 (16 games)

##### Most, game

61	vs. SF, 12/12/65 (win, 61-20)
	vs. GB, 12/7/80 (win, 61-7)
58	vs. Balt, 10/21/56 (win, 58-27)
57	at Balt, 11/25/62 (win, 57-0)

##### Most, first half

41	vs. Wash, 11/28/48 (20, 21)
31	vs. Wash, 9/29/85 (0, 31)

##### Most, second half

49	at Phil, 11/30/41 (21, 28)
33	vs. GB, 12/7/80 (13, 20)

##### Most, first quarter

21	vs. Chi. Cards, 10/11/42
	vs. Wash, 11/9/80
	vs. Clev, 9/7/86
	vs. Cin, 9/28/86

##### Most, second quarter

31	vs. Wash, 9/29/85
28	vs. GB, 12/7/80
	vs. TB, 9/26/93

##### Most, third quarter

27	vs. Chi. Cards, 9/5/37
24	at Min, 9/19/85

##### Most, fourth quarter

28	vs. Philadelphia, 11/30/41
	vs. Minnesota, 9/17/89
22	at Philadelphia, 9/12/94
21	Last: vs. Arizona 11/30/03

##### Margin of victory

57	at Balt, 11/25/62 (57-0)
54	vs. GB, 12/7/80 (61-7)
49	vs. Det, 10/19/41 (49-0)
	at NYG, 11/14/43 (56-7)

##### Margin of defeat

52	at Balt, 9/27/64 (52-0)
49	at GB, 9/30/62 (49-0)
47	at Hou, 11/6/77 (47-0)

## STATE OF THE BEARS

ates, two Canadian provinces and the American Samoa are represented on the Chicago Bears roster. da leads the way with 13 players followed by Texas (8), Illinois (7), California (6), with Arizona, siana and Virginia each with four. The Land of Lincoln's representatives include: Sam Aiello (Hamwood), Mark Anelli (Melrose Park), Steve Edwards (Chicago), Ahmad Merritt (Chicago), Joe m (Bethalto), Dan Rumishek (Addison) and Jerry Schumacher (Chicago).

### TOUCHDOWNS

#### Most, season

- 56 1941 (11 games)
- 54 1965 (14 games)
- 51 1985 (16 games)
- 1948 (12 games)
- 1947 (12 games)

#### Fewest, season

- 16 1933 (13 games)
- 1982 (9 games)
- 22 1993 (16 games)
- 2000 (16 games)

#### Most, game

- 9 vs. SF, 12/12/65
- vs. GB, 12/7/80
- 8 at NY, 11/14/43
- at Wash, 10/26/47

### EXTRA POINTS MADE

#### Most, season

- 52 1965 (14 games)
- 51 1985 (16 games)
- 1948 (12 games)
- 45 1995 (16 games)

#### Fewest, season

- 15 1933 (13 games)
- 1932 (14 games)
- 16 1982 (9 games)
- 20 1997 (16 games)

#### Most, game

- 8 at NYG, 11/14/43 (8 of 8)
- at Wash, 10/26/47 (8 of 8)
- 7 at Rams, 10/13/63 (7 of 7)
- vs. SF, 12/12/65 (7 of 9)
- vs. GB, 12/7/80 (7 of 9)

#### Most, season (no misses)

- 51 1985 (16 games)
- 45 1995 (16 games)
- 34 1992 (16 games)
- 2001 (16 games)

### EXTRA POINTS MISSED

#### Most, season

- 11 1939 (11 games)
- 1941 (11 games)
- 4 1975 (14 games) 18 of 22
- 1976 (14 games) 27 of 31
- 3 1977 (14 games) 27 of 30
- 1978 (16 games) 26 of 29
- 1979 (16 games) 34 of 37
- 1983 (16 games) 35 of 38

#### Most, game

- 3 Last: vs. Clev, 11/9/41
- 2 Last: vs. GB, 12/7/80

### FIELD GOALS MADE

#### Most, season

- 31 1985 (16 games)
- 28 1986 (16 games)
- 27 1993 (16 games)
- 26 2003 (16 games)

#### Fewest, season

- †0 1944 (10 games)
- 1947 (12 games)
- 8 1969 (14 games)
- 9 1974 (14 games)
- 1982 (9 games)

#### Most, game

- 5 vs. Detroit, 12/3/61
- at Philadelphia, 10/20/68
- 4 Last: at Denver, 11/23/03

### FIELD GOALS ATTEMPTED

#### Most, season

- 41 1986 (16 games)
- 38 1985 (16 games)
- 37 1990 (16 games)
- 36 2003 (16 games)

#### Fewest, season

- 0 1944 (10 games)
- 13 1974 (14 games)
- 18 1980 (16 games)

#### Most, game

- 7 vs. GB, 11/17/63
- 6 Last: at GB, 11/8/87

### FIELD GOALS MISSED

#### Most, season

- 18 1971 (14 games) 15 of 33
- 15 1965 (14 games) 11 of 26
- 1999 (16 games) 17 of 32
- 14 1970 (14 games) 20 of 34

#### Fewest, season

- 4 1988 (16 games) 15 of 19
- 1989 (16 games) 15 of 19
- 1974 (16 games) 9 of 13
- 5 2001 (16 games) 26 of 31
- 1998 (16 games) 21 of 26
- 1997 (16 games) 21 of 26
- 1980 (16 games) 13 of 18
- 1978 (16 games) 17 of 22

#### Most, game

- 4 Last: vs. Phil, 9/14/86 (2 of 6)
- 3 Last: at Min, 10/10/99 (1 of 4)

### TWO-POINT CONVERSIONS (since 1994)

#### Most, season

- 5 1997 (16 games)
- 2 1994 (16 games)
- 2003 (16 games)

**Most, game**

- 1 Last: at Seattle, 10/19/03

**SAFETIES**
**Most, season**

- 3 1985 (16 games)  
2 Last: 1986 (16 games)

**Most, game**

- 2 vs. Pit, 11/9/69  
1 Last: at Seattle, 10/19/03

### — TIME OF POSS. —

**TIME OF POSSESSION** (since 1978)

**Highest average, season**

- 35:08 1984 (16 games)  
34:33 1985 (16 games)  
33:38 1994 (16 games)

**Lowest average, season**

- 27:42 2002 (16 games)  
28:30 2000 (16 games)  
28:36 1993 (16 games)

**Highest, game**

- 48:50 vs. SD, 10/25/81 (OT)  
45:32 vs. Mia, 9/4/88  
44:53 at Mia, 10/27/97 (OT)

**Lowest, game**

- 18:01 at Dal, 12/27/92  
18:57 at Min, 10/27/02  
19:20 at LA Rams, 1/2/94

### — FIRST DOWNS —

**TOTAL**
**Most, season**

- 343 1985 (16 games)  
340 1995 (16 games)  
319 1987 (15 games)

**Fewest, season**

- 114 1937 (11 games)  
115 1933 (13 games)  
153 1982 (9 games)  
226 1993 (16 games)

**Most, game**

- 33 vs. GB, 12/7/80  
30 at NY Yanks, 12/9/51  
29 vs. SF, 10/28/01  
vs. Clev, 11/4/01

**Fewest, game**

- 2 vs. GB, 12/10/33  
4 vs. Det, 11/22/81  
5 vs. NE, 10/14/79

**RUSHING**
**Most, season**

- 176 1985 (16 games)  
166 1986 (16 games)  
164 1984 (16 games)

**Fewest, season**

- 55 1970 (14 games)  
56 1982 (9 games)  
79 2002 (16 games)

**Most, game**

- 19 vs. GB, 11/6/55  
at GB, 10/30/77  
18 vs. Det, 11/10/85  
17 Last: vs. Mia, 9/4/88

**Fewest, game**

- 0 vs. Chi. Cards, 10/14/45  
at Balt, 10/5/57  
at GB, 12/11/94  
1 at KC, 11/17/96  
at NE, 9/21/97  
at Oak, 9/26/99  
at Det, 11/25/99  
at TB, 11/18/01

**PASSING**
**Most, season**

- 203 1999 (16 games)  
201 1995 (16 games)  
188 1997 (16 games)

**Fewest, season**

- 41 1940 (11 games)  
48 1942 (11 games)  
54 1972 (14 games)  
83 1982 (9 games)  
98 1979 (16 games)

**Most, game**

- 21 at Dal, 11/18/62  
vs. NY Jets, 11/16/97  
20 at StL, 12/26/99  
vs. Clev, 11/4/01  
18 vs. Wash, 11/2/97

**Fewest, game**

- 0 vs. GB, 11/7/37  
at GB, 9/28/41  
2 Last: at Min, 9/12/93

**BY PENALTY**
**Most, season**

- \*42 1987 (15 games)  
32 1963 (14 games)  
1988 (16 games)  
29 1991 (16 games)

\* NFL Record

† Tied NFL Record

### Fewest, season

- 5 1939 (11 games)
- 7 2000 (16 games)
- 12 1972 (14 games)
- 1977 (14 games)

### Most, game

- 9 at Clev, 11/25/51
- 7 at TB, 9/8/91
- 6 vs. Det, 11/22/87
- at GB, 10/25/92

## - NET YARDS -

(Rushing and passing)

### YARDS

#### Most, season

- 5,837 1985 (16 games)
- 5,830 1983 (16 games)
- 5,673 1995 (16 games)

#### Fewest, season

- 2,493 1982 (9 games)
- 2,641 1937 (11 games)
- 3,129 1973 (14 games)
- 3,717 1993 (16 games)

#### Most, game

- 682 at NYC, 11/14/43
- 596 vs. Chi. Cards, 12/11/49
- 594 vs. GB, 12/7/80

#### Fewest, game

- 24 vs. Det, 11/22/81
- 66 at Den, 12/5/71
- 75 at Det, 10/28/62

## - RUSHING -

### ATTEMPTS

#### Most, season

- 674 1984 (16 games)
- 634 1978 (16 games)
- 627 1979 (16 games)

#### Fewest, season

- 275 1982 (9 games)
- 353 1954 (12 games)
- 1970 (14 games)
- 383 2002 (16 games)

#### Most, game

- \*72 vs. Brk, 10/20/35
- 63 vs. Min, 10/20/77
- 62 vs. Buf, 10/7/79

#### Fewest, game

- 11 at Phil, 9/12/94
- 12 at Det, 11/25/99
- at Min, 10/27/02
- 13 vs. GB, 11/22/92

\* NFL Record

† Tied NFL Record

### YARDS

#### Most, season

- 2,974 1984 (16 games)
- 2,847 1934 (13 games)
- 2,761 1985 (16 games)

#### Fewest, season

- 988 1982 (9 games)
- 1,344 2002 (16 games)
- 1,387 1999 (16 games)

#### Most, game

- 408 vs. Brk, 10/20/35
- 406 vs. GB, 11/6/55
- 375 at GB, 10/30/77

#### Fewest, game

- 1 at LA Rams, 10/26/52
- 27 at GB, 12/11/94

### AVERAGE

#### Highest, season

- 5.19 1934 (13 games)
- 4.75 1968 (14 games)
- 4.52 1985 (16 games)

#### Lowest, season

- 3.08 1953 (12 games)
- 3.09 1970 (14 games)
- 3.26 1994 (16 games)

#### Highest, game

- 13.75 at Cin, 9/30/34
- 6.94 at GB, 10/30/77 (54 for 375)
- 6.34 at Cin, 9/28/86 (35 for 222)

#### Lowest, game

- 0.03 at LA Rams, 10/26/52
- 1.72 vs. GB, 11/11/01 (25 for 43)
- 1.86 at Dal, 12/27/92 (15 for 28)

### TOUCHDOWNS

#### Most, season

- 30 1941 (11 games)
- 27 1985 (16 games)
- 25 1988 (16 games)

#### Fewest, season

- 3 1933 (13 games)
- 1970 (14 games)
- 4 1999 (16 games)
- 5 1982 (9 games)

#### Most, game

- 6 vs. Det, 10/19/41
- 5 vs. Mia, 9/4/88
- 4 Last: at TB, 10/8/89

### FUMBLES

#### Most, season

- †56 1938 (11 games)
- 40 1972 (14 games)
- 1973 (14 games)
- 37 1988 (16 games)

**Fewest, season**

- 16 1963 (14 games)
- 1982 (9 games)
- 21 1979 (16 games)
- 1994 (16 games)
- 2001 (16 games)

**Most, game**

- 8 at Chi. Cards, 9/11/38
- at NYG, 12/18/77
- 7 at Balt, 12/5/65
- vs. GB, 10/21/85

**FUMBLES LOST**
**Most, season**

- 26 1973 (14 games)

**Fewest, season**

- 8 1978 (16 games)
- 1982 (9 games)
- 2001 (16 games)
- 9 1996 (16 games)
- 2003 (16 games)
- 10 Last: 1994 (16 games)

**Most, game**

- 5 vs. Det, 10/4/98
- vs. Dal, 9/16/73
- 4 Last: at Car, 12/22/02

**OWN RECOVERED**
**Most, season**

- \*37 1938 (11 games)
- 20 1981 (16 games)
- 19 1942 (11 games)
- 1977 (14 games)

**Fewest, season**

- 5 1955 (12 games)
- 1963 (14 games)
- 6 1989 (16 games)
- 8 1998 (16 games)
- 1979 (16 games)

**Most, game**

- 7 at Chi. Cards, 9/11/38
- at NYG, 12/18/77
- 6 at GB, 11/15/81
- 5 at Min, 10/5/75

### — PASSING —

**ATTEMPTS**
**Most, season**

- 684 1999 (16 games)
- 595 1997 (16 games)
- 551 1996 (16 games)

**Fewest, season**

- 147 1937 (11 games)
- 205 1972 (14 games)
- 262 1982 (9 games)
- 352 1978 (16 games)

**Most, game**

- 65 vs NY Jets, 11/16/97
- 63 at Wash, 10/31/99
- 59 at NYG, 10/23/49

**Fewest, game**

- 4 vs. Det, 10/15/67
- 7 vs. TB, 11/26/78
- 8 vs. Buf, 10/7/79
- vs. Det, 10/19/80

**COMPLETIONS**
**Most, season**

- 404 1999 (16 games)
- 336 1997 (16 games)
- 318 1996 (16 games)

**Fewest, season**

- 56 1937 (11 games)
- 78 1972 (14 games)
- 186 1978 (16 games)

**Most, game**

- 36 at Wash, 10/31/99
- 34 at NYG, 10/23/49
- vs. Min, 11/14/99
- 33 at Wash, 10/25/64
- vs. NY Jets, 11/16/97

**Fewest, game**

- 1 Last: at Phil, 12/10/72

**COMPLETION PERCENTAGE**
**Highest, season**

- 61.4 1994 (16 games) 308 of 502
- 60.2 1995 (16 games) 315 of 523
- 59.7 2001 (16 games) 315 of 528

**Lowest, season**

- 29.7 1934 (13 games) 57 of 192
- 38.0 1972 (14 games) 78 of 205
- 44.2 1976 (14 games) 123 of 278
- 44.9 1973 (14 games) 136 of 303
- 45.4 1981 (16 games) 222 of 469

**Highest, game (10+)**

- 83.3 vs. GB, 12/7/80 (20 of 24)
- 81.5 vs. NE, 12/10/00 (22 of 27)
- vs. NYJ, 12/15/02 (22 of 27)
- 77.1 vs. Min, 9/18/94 (27 of 35)

**Lowest, game (10+)**

- 11.7 vs. Den, 12/12/76 (2 of 17)
- 21.7 vs. KC, 12/29/90 (5 of 23)
- 23.3 at KC, 11/8/81 (7 of 30)
- vs. Det, 11/22/81 (7 of 30)

**NET YARDS** (Gross yards minus sack yards)

**Most, season**

- 4,136 1999 (16 games)
- 3,743 1995 (16 games)
- 3,253 1997 (16 games)
- 3,185 1996 (16 games)

**Fewest, season**

955	1934 (13 games)
1,108	1972 (14 games)
1,505	1982 (9 games)
1,933	1978 (16 games)

**Most, game**

488	at NYG, 11/14/43
468	vs. Chi. Cards, 12/11/49

**Fewest, game**

-20	vs. Det, 11/22/81
-16	at Hou, 11/6/77

**TIMES SACKED****Most, season**

55	1969 (14 games)
52	1983 (16 games)
49	1971 (14 games)
	1973 (14 games)

**Fewest, season**

15	1995 (16 games)
17	2001 (16 games)
20	1963 (14 games)

**Most, game**

9	at Min, 11/2/69
	at Den, 12/5/71
	vs. Min, 10/25/93

**YARDS LOST****Most, season**

439	1969 (14 games)
395	1973 (14 games)
392	1971 (14 games)
359	1974 (14 games)
358	1983 (16 games)

**Fewest, season**

95	1995 (16 games)
109	1947 (12 games)
120	2001 (16 games)

**Most, game**

78	at Min, 11/2/69
70	at Den, 12/5/71

**TOUCHDOWN PASSES****Most, season**

29	1947 (12 games)
	1995 (16 games)
28	1943 (11 games)
26	1949 (12 games)
25	1999 (16 games)
24	1961 (14 games)

**Fewest, season**

5	1950 (12 games)
6	1973 (14 games)
7	1978 (16 games)
	1993 (16 games)

**Most, game**

†7	at NYG, 11/14/43
4	Last: vs. Det, 12/19/99

**HAD INTERCEPTED****Most, season**

35	1947 (12 games)
	1954 (12 games)
28	1978 (16 games)

**Fewest, season**

10	1995 (16 games)
11	1941 (11 games)
	1982 (9 games)

**Most, game**

8	at Det, 9/22/68
7	vs. LA Rams, 10/9/49
	at Balt, 10/2/60
	at Clev, 12/22/60

**Returned for TD, season**

*6	1992 (16 games)
----	-----------------

**INTERCEPTION PERCENTAGE****Highest, season**

14.95	1942 (11 games)
7.95	1978 (16 games) 28 of 352

**Lowest, season**

1.91	1995 (16 games) 10 int, 523 att.
2.63	1998 (16 games) 13 int, 494 att.
2.79	1990 (16 games) 12 int, 430 att.

**- PUNTING -****PUNTS****Most, season**

†114	1981 (16 games)
100	1976 (14 games)
96	1978 (16 games)
	1997 (16 games)
	2000 (16 games)

**Fewest, season**

32	1941 (11 games)
38	1947 (12 games)
58	1965 (14 games)
	1995 (16 games)

**Most, game**

17	vs. GB, 10/22/33
14	vs. GB, 12/10/33
12	vs. NO, 10/5/97

**Fewest, game**

0	vs. GB, 11/6/55
	at NYG, 11/28/65
	vs. Det, 10/1/72

\* NFL Record

† Tied NFL Record



**GROSS AVERAGE**
**Highest, season**

- 46.5 1963 (14 games)
- 45.5 1964 (14 games)
- 44.8 1996 (16 games)

**Lowest, season**

- 35.7 1945 (10 games)
- 36.2 1983 (16 games)
- 36.9 1976 (14 games)

**Highest, game (4+ punts)**

- 57.3 vs. LA Rams, 11/16/52
- 54.6 vs. GB, 10/21/85
- 54.0 at TB, 10/6/85
- 53.6 at Det, 11/27/97

**Lowest, game (4+)**

- 22.1 at Min, 10/10/76
- 25.0 at Card-Pitt, 12/3/44
- 26.4 vs. GB, 10/21/74

### - PUNT RETURNS -

**RETURNS**
**Most, season**

- 64 1984 (16 games)
- 60 1950 (12 games)
- 57 1986 (16 games)

**Fewest, season**

- 19 1968 (14 games)
- 22 1967 (14 games)
- 23 1992 (16 games)

**Most, game**

- 11 vs. Chi. Cards, 10/8/50
- 8 at Det, 12/16/84
- vs. NE 9/16/85

**YARDS**
**Most, season**

- 781 1948 (12 games)
- 561 1984 (16 games)
- 518 1981 (16 games)

**Fewest, season**

- 81 1968 (14 games)
- 97 1966 (14 games)
- 142 1982 (9 games)
- 176 1992 (16 games)

**Most, game**

- 151 vs. Chi. Cards, 10/12/41
- 134 vs. SF, 12/12/65
- vs. NYC, 9/14/87
- 106 at TB, 9/20/98

**Fewest, game**

- 6 vs. Min, 12/19/65
- 5 vs. GB, 10/16/66
- vs. Dal, 11/24/68

**AVERAGE**
**Highest, season**

- 20.2 1941 (11 games)
- 11.8 2003 (16 games)
- 11.6 1998 (16 games)
- 11.5 1981 (16 games)
- 1999 (16 games)

**Lowest, season**

- 3.4 1957 (12 games)
- 3.9 1966 (14 games)
- 6.7 1989 (16 games)

**TOUCHDOWNS**
**Most, season**

- 2 1941 (11 games)
- 1987 (15 games)

**Most, game**

- 1 Last: vs. St. Louis, 11/16/03

**FAIR CATCHES**
**Most, season**

- 28 1967 (14 games)

**Fewest, season**

- 3 1975 (14 games)

**Most, game**

- 6 vs. Min, 9/15/96
- vs. Min, 12/10/67
- at St. L., 10/31/66
- 5 Last: vs. GB, 12/3/00

### - KICK RETURNS -

**RETURNS**
**Most, season**

- 83 2002 (16 games)
- 79 1997 (16 games)
- 74 1975 (14 games)
- 73 2003 (16 games)

**Fewest, season**

- 20 1942 (11 games)
- 26 1963 (14 games)
- 34 1982 (9 games)
- 43 1985 (16 games)

**Most, game**

- 10 at Chi. Cards, 11/27/55
- 9 at SF, 12/23/91
- at GB, 12/11/94
- at San Francisco, 9/7/03
- 8 Last: at Green Bay, 12/7/03

**Fewest, game**

- 0 Last: at TB, 11/6/94

\* NFL Record

† Tied NFL Record

### YARDS

#### Most, season

- 1,762 2002 (16 games)
- 1,738 2003 (16 games)
- 1,696 1997 (16 games)

#### Fewest, season

- 424 1963 (14 games)
- 632 1982 (9 games)
- 879 1990 (16 games)

#### Most, game

- 304 vs. GB, 11/9/52
- 251 at Pit, 9/17/67
- 226 at Atl, 10/14/73

#### Fewest, game

- 0 Last: at TB, 11/6/94

### AVERAGE

#### Highest, season

- \*29.4 1972 (14 games)
- 27.9 1966 (14 games)
- 25.3 1985 (16 games)

#### Lowest, season

- 16.3 1963 (14 games)
- 1990 (16 games)
- 16.4 1983 (16 games)

### TOUCHDOWNS

#### Most, season

- †4 1970 (14 games)
- 3 1967 (14 games)

#### Most, game

- †2 at GB, 9/22/40
- vs. GB, 11/9/52

## - PENALTIES -

### PENALTIES

#### Most, season

- 122 1948 (12 games)
- 121 1981 (16 games)
- 117 1999 (16 games)

#### Fewest, season

- 57 1955 (12 games)
- 58 1982 (9 games)
- 63 2001 (16 games)

#### Most, game

- †22 at Phil, 11/26/44
- 17 at Oak, 9/26/99
- 16 at Balt, 12/5/65
- at Den, 10/16/78
- at TB, 10/21/84

#### Fewest, game

- †0 at Clev, 10/9/38
- vs. Min, 10/23/72
- at Det, 11/28/91
- at StL Rams, 9/24/95
- vs. Phil, 12/24/95
- 1 Last: at Wash, 12/23/01

### YARDS PENALIZED

#### Most, season

- 1,194 1968 (14 games)
- 1,005 1981 (16 games)
- 984 1976 (14 games)

#### Fewest, season

- 422 1982 (9 games)
- 498 1955 (12 games)
- 503 1994 (16 games)

#### Most, game

- 170 at Phil, 11/26/44
- 147 vs. Wash, 10/3/67
- at Den, 10/16/78
- 144 vs. Rams, 10/10/77

#### Fewest, game

- †0 at Clev, 10/9/38
- vs. Min, 10/23/72
- at Det, 11/28/91
- at StL Rams, 9/24/95
- vs. Phil, 12/24/95
- 5 Last: at GB, 12/11/94

\* NFL Record

† Tied NFL Record

## CLUB 650

Chicago defeated Detroit, 24-16, on Oct. 26, making the Bears the first NFL franchise to earn 650 overall victories. Following the organization's 23rd all-time victory over Washington and the season-ending loss at Kansas City, the Bears concluded their 84th season of operation with a combined regular season and playoff record of 655-478-42 (.578). Chicago's most-defeated opponents are Green Bay (with 84 losses to the Bears) and Detroit (83) while the Rams (Cleveland, Los Angeles and St. Louis) are third with 48 losses to the Bears over the years. The Bears all-time regular season record is currently 641-463-32, leading Green Bay (602-474-36), the only other member of the 600-win club, by 39 victories. The following are the NFL's all-time winningest teams: Bears (641 wins), Packers (602), New York Giants (571), Washington Redskins (499), St. Louis Rams (476), Pittsburgh Steelers (469), Detroit Lions (467), Philadelphia Eagles (442), Arizona Cardinals (440), San Francisco 49ers (432) and the Cleveland Browns (400).

### — SCORING —

#### POINTS ALLOWED

##### Most, season

- 421 1997 (16 games)
- 379 1964 (14 games)
- 1975 (14 games)
- 2002 (16 games)
- 377 1989 (16 games)

##### Fewest, season

- 21 1920 (13 games)
- 35 1923 (12 games)
- \*44 1932 (14 games) \*Since 1932
- 1922 (12 games)
- 187 1986 (16 games)

##### Most, game

- 55 at Det, 11/27/97
- 53 at Chi. Cards, 11/27/55
- 52 at Balt, 9/27/64
- at SF, 9/19/65
- at SF, 12/23/91

##### Most, first half

- 34 at Balt, 10/4/58 (27, 7)
- 33 at SF, 9/7/03 (10, 23)
- 31 at Mia, 12/2/85 (10, 21)
- at TB, 12/22/96 (7, 24)
- at Wash, 10/31/99 (14, 17)

##### Most, second half

- 38 at Det, 11/27/97 (17, 21)
- 35 at GB, 9/30/62 (21, 14)
- 32 vs. Min, 9/18/94 (18, 14)

##### Most, first quarter

- 27 at Balt, 10/4/58
- 20 at TB, 10/25/87

##### Most, second quarter

- 31 at Mia, 12/2/85
- 24 at SF, 9/19/65
- at TB, 12/22/96
- 23 at SF, 9/7/03

##### Most, third quarter

- 24 at Dal, 12/27/92
- 21 Last: at Sea, 9/23/84

##### Most, fourth quarter

- 28 at LA Rams, 10/26/52
- vs. GB, 11/6/55
- at SF, 12/23/91
- 21 Last: at Det, 11/27/97

#### TOUCHDOWNS ALLOWED

##### Most, season

- 50 1997 (16 games)
- 48 1975 (14 games)
- 47 1964 (14 games)
- 43 1989 (16 games)
- 1992 (16 games)
- 2000 (16 games)

##### Fewest, season

- †6 1932 (14 games)
- 18 1963 (14 games)
- 20 1982 (9 games)
- 1986 (16 games)

##### Most, game

- 7 Last: at Det, 11/27/97
- 6 Last: at Wash, 10/31/99

#### EXTRA POINTS ALLOWED

##### Most, season

- 47 1975 (14 games) 47 of 48
- 46 1964 (14 games) 46 of 47
- 45 1997 (16 games) 45 of 45

##### Fewest, season

- 4 1932 (14 games)
- 18 1963 (14 games) 18 of 18
- 1982 (9 games) 18 of 20
- 19 1986 (16 games) 19 of 20
- 2001 (16 games) 19 of 20

##### Most, game

- 7 at GB, 9/30/62
- at Balt, 9/27/64
- at SF, 9/19/65
- at SF, 12/23/91
- at Det, 11/27/97
- 6 Last: at Wash, 10/31/99

#### OPP.'S EXTRA POINTS MISSED

##### Most, season

- 6 1955 (12 games)
- 4 1970 (14 games) 27 of 31
- 1974 (14 games) 29 of 33
- 1978 (16 games) 28 of 32
- 3 Last: 1990 (16 games) 28 of 31

##### Most, game

- 3 vs. Clev, 11/24/40
- 2 Last: at TB, 10/22/79

#### FIELD GOALS MADE ALLOWED

##### Most, season

- 37 2002 (16 games)
- 31 2003 (16 games)
- 30 1994 (16 games)

##### Fewest, season

- †0 1932 (14 games)
- 1942 (11 games)
- 10 1967 (14 games)
- 12 1982 (9 games)
- 12 1979 (16 games)

**Most, game**

- 5 vs. Wash, 11/14/71
- vs. Min, 9/23/73
- vs. KC, 12/29/90
- at Min, 10/10/99
- vs. TB, 12/29/02
- at SF, 9/7/03
- vs. Oak, 10/5/03

**FIELD GOAL ATTEMPTS ALLOWED****Most, season**

- 44 2002 (16 games)
- 41 1971 (14 games)
- 1994 (16 games)
- 39 1973 (14 games)
- 38 2003 (16 games)

**Fewest, season**

- 2 1942 (11 games)
- 17 1963 (14 games)
- 1982 (9 games)
- 1985 (16 games)

**Most, game**

- 7 vs. Dal, 11/24/68
- 6 vs. Wash, 11/14/71
- vs. Min, 9/23/73
- vs. Oak, 10/5/03
- 5 Last: at SF, 9/7/03

**OPP. FIELD GOALS MISSED****Most, season**

- 18 1968 (14 games) 13 of 31
- 15 1971 (14 games) 24 of 39
- 14 1967 (14 games) 10 of 24
- 13 1980 (16 games) 14 of 27
- 1987 (16 games) 18 of 31

**Fewest, season**

- 3 1978 (16 games) 16 of 19

**Most, game**

- 5 vs. Dal, 11/24/68 (2 of 7)
- 4 vs. Atl, 9/26/76 (1 of 5)
- at NO, 10/7/73 (0 for 4)
- 3 Last: vs. GB, 10/7/02 (2 of 5)

**OPPONENTS' SAFETIES****Most, season**

- 2 Last: 1988 (16 games)

**Most, game**

- 1 Last: at Min, 10/27/02

### — FIRST DOWNS —

**TOTAL ALLOWED****Most, season**

- 332 1989 (16 games)
- 328 2002 (16 games)
- 316 1995 (16 games)

**Fewest, season**

- 98 1942 (11 games)
- 166 1982 (9 games)
- 219 1984 (16 games)

**Most, game**

- 35 at Wash, 11/26/89
- 31 at Clev, 11/3/80
- 30 at LA Rams, 10/24/54
- at SF, 12/23/91

**Fewest, game**

- 3 at Clev, 10/9/38
- at Det, 11/23/41
- 5 at GB, 10/17/91
- 6 Last: vs. Sea, 9/9/90

**RUSHING ALLOWED****Most, season**

- 138 1973 (14 games)
- 128 1978 (16 games)
- 124 1977 (14 games)

**Fewest, season**

- \*35 1942 (11 games)
- 53 1982 (9 games)
- 67 1986 (16 games)

**Most, game**

- 19 at Min, 10/17/65
- vs. Den, 12/12/76
- 17 vs. LA Rams, 12/2/73
- 15 vs. Min, 9/15/94

**Fewest, game**

- †0 at Clev, 10/10/37
- at Chi. Cards, 12/6/42
- at Det, 10/28/45
- at TB, 10/6/85
- vs. Buf, 10/2/88
- vs. Det, 11/20/94

**PASSING ALLOWED****Most, season**

- 212 1995 (16 games)
- 196 1999 (16 games)
- 191 1989 (16 games)
- 2001 (16 games)

**Fewest, season**

- \*33 1943 (10 games)
- 90 1973 (14 games)
- 96 1963 (14 games)
- 122 1984 (16 games)

**Most, game**

- 23 at SF, 12/17/00
- 22 at Min, 9/19/85
- 21 at LA Rams, 12/26/82
- at Wash, 11/26/89
- at TB, 11/18/01

**Fewest, game**

- †0 Last: vs. Atl, 11/24/85

**BY PENALTY**
**Most, season**

36	1968 (14 games)
33	2002 (16 games)
30	1988 (16 games)
29	2003 (16 games)

**Fewest, season**

10	1953 (12 games)
11	1977 (14 games)
	1982 (9 games)
12	1994 (16 games)

**Most, game**

7	at Phil, 11/26/44
5	vs. Wash, 9/15/68
4	Last: at Sea, 10/19/03

### — NET YARDS —

**YARDS ALLOWED** (Rushing & passing)

**Most, season**

5,729	1989 (16 games)
5,704	1999 (16 games)
5,606	2002 (16 games)

**Fewest, season**

1,703	1942 (11 games)
2,846	1982 (9 games)
3,176	1963 (14 games)
3,869	1984 (16 games)

**Most, game**

583	at LA Rams, 12/26/82
557	at LA Rams, 10/24/54
550	at Clev, 11/25/61

**Fewest, game**

33	vs. Phil, 10/25/42
54	at Pit, 10/2/39
86	vs. Pit, 11/9/69
88	vs. Rams, 11/10/63
92	vs. TB, 11/26/78

### — RUSHING —

**ATTEMPTS ALLOWED**
**Most, season**

564	1978 (16 games)
563	1973 (14 games)
547	1975 (14 games)

**Fewest, season**

260	1982 (9 games)
294	1942 (11 games)
358	1964 (14 games)
359	1985 (16 games)

**Most, game**

59	vs. Den, 12/12/76
55	at Dal, 10/24/76
54	at NE, 10/30/88

**Fewest, game**

10	vs. Mia, 9/4/88
	vs. Buf, 10/2/88
	vs. Atl, 9/27/92
11	vs. GB, 11/27/88
12	vs. Det, 11/22/87

**YARDS ALLOWED**
**Most, season**

2,509	1973 (14 games)
2,174	1978 (16 games)
2,157	1977 (14 games)

**Fewest, season**

*519	1942 (11 games)
897	1982 (9 games)
1,313	2001 (16 games)

**Most, game**

393	at Det, 11/26/36
356	vs. Den, 12/12/76
304	at Min, 10/17/65

**Fewest, game**

-36	vs. Phil, 11/19/39
-17	at Chi. Cards, 12/6/42
0	vs. Buf, 10/2/88
11	at Min, 10/28/96

**AVERAGE ALLOWED**
**Highest, season**

5.28	1955 (12 games)
4.45	1994 (16 games)
4.44	1973 (14 games)

**Lowest, season**

1.77	1942 (11 games)
3.17	1970 (14 games)
3.32	1974 (14 games)
3.41	1988 (16 games)

**Highest, game**

9.52	at Den, 11/23/03 (21 for 200 yards)
9.11	at NYJ 9/25/94 (18 for 164 yards)
8.30	at Min, 10/10/99 (20 for 166 yards)
8.03	at Clev, 11/25/51 (N/A)

**Lowest, game**

-0.89	at Chi. Cards, 12/6/42 (N/A)
0.00	vs. Buf, 10/2/88 (10 for 0 yards)
0.80	at Min, 10/28/96 (14 for 11 yards)
0.85	at Det, 11/9/03 (20 for 17 yards)

**TOUCHDOWNS ALLOWED**
**Most, season**

25	1975 (14 games)
21	1989 (16 games)
20	1964 (14 games)

\* NFL Record

† Tied NFL Record

**Fewest, season**

- 3 1932 (14 games)
- 1942 (11 games)
- 4 1982 (9 games)
- 1986 (16 games)
- 5 1987 (15 games)
- 1988 (16 games)

**Most, game**

- 6 at Chi. Cards, 11/28/29
- 5 at GB, 9/30/62
- vs. GB, 11/4/62
- 4 Last: at Det, 11/27/97

### - PASSING -

**ATTEMPTS ALLOWED****Most, season**

- 602 2001 (16 games)
- 595 1995 (16 games)
- 583 1999 (16 games)

**Fewest, season**

- 187 1933 (13 games)
- 294 1982 (9 games)
- 296 1969 (14 games)
- 435 1984 (16 games)

**Most, game**

- 62 vs. Phil, 10/2/89
- 57 at Det, 10/9/88
- at TB, 11/18/01
- 55 at Min, 9/19/85
- vs. NE 11/20/02

**Fewest, game**

- 3 vs. NYG, 11/17/35
- at Det, 11/28/35
- 9 vs. Atl, 9/17/72
- 10 vs. GB, 11/12/72

**COMPLETIONS ALLOWED****Most, season**

- 374 1995 (16 games)
- 355 2001 (16 games)
- 354 1999 (16 games)

**Fewest, season**

- 59 1935 (12 games)
- 150 1969 (14 games)
- 164 1982 (9 games)
- 197 1984 (16 games)

**Most, game**

- 41 at TB, 11/18/01
- 36 vs. GB, 12/5/93
- at SF, 12/17/00
- vs. NE, 11/20/02
- 34 vs. Pit, 11/5/95

**Fewest, game**

- †0 vs. Chi. Cards, 10/15/33
- at Bos, 11/5/33
- at GB, 9/25/49
- 3 at GB, 11/4/73
- vs. GB, 12/16/73
- vs. Atl, 11/24/85

**OPPONENTS' COMPLETION PCT.****Highest, season**

- 64.0 1998 (16 games)
- 62.9 1995 (16 games)
- 62.6 2000 (16 games)

**Lowest, season**

- 30.4 1935 (12 games)
- 42.6 1967 (14 games)
- 44.4 1981 (16 games)

**Highest, game (10+ attempts)**

- 86.7 at Balt, 9/27/64
- 85.0 at Atl, 10/14/73
- 81.8 at SF, 12/17/00

**Lowest, game (10+)**

- 0.0 at GB, 9/25/49
- 17.6 at Det, 11/5/67
- vs. Atl, 11/24/85
- 20.0 at GB, 11/4/73

**NET YARDS ALLOWED****Most, season**

- 4,240 1995 (16 games)
- 4,041 2002 (16 games)
- 3,832 1989 (16 games)

**Fewest, season**

- 691 1933 (13 games)
- 1,674 1973 (14 games)
- 1,765 1963 (14 games)
- 2,492 1984 (16 games)

**Most, game**

- 506 at LA Rams, 12/26/82
- 411 at Min, 9/19/85
- 395 at TB, 11/18/01

**Fewest, game**

- 22 vs. Atl, 11/24/85
- 12 at GB, 11/4/73
- 7 vs. TB, 11/26/78

**SACKS (since 1972)****Most, season**

- 72 1984 (16 games)
- 70 1987 (15 games)
- 64 1985 (16 games)

\* NFL Record

† Tied NFL Record

**Fewest, season**

- 18 2003 (16 games)
- 23 1972 (14 games)
- 24 1974 (14 games)
- 28 1998 (16 games)
- 1994 (16 games)

**Most, game**

- 12 at Det, 12/16/84
- 11 at Phil, 10/4/87
- vs. Min, 10/28/84
- 9 Last: at LA Raid, 12/27/87

**YARDS LOST**
**Most, season**

- 583 1984 (16 games)
- 503 1986 (16 games)
- 484 1987 (15 games)

**Fewest, season**

- 105 2003 (16 games)
- 154 1953 (12 games)
- 163 1972 (14 games)
- 173 1974 (14 games)
- 175 1994 (16 games)

**Most, game**

- 114 vs. Min, 12/17/61
- 107 vs. Det, 11/20/60
- 101 vs. Min, 10/28/84

**TD PASSES ALLOWED**
**Most, season**

- 27 1961 (14 games)
- 1964 (14 games)
- 1995 (16 games)
- 1998 (16 games)
- 25 1968 (14 games)
- 1997 (16 games)
- 2000 (16 games)

**Fewest, season**

- 2 1934 (13 games)
- 3 1932 (14 games)
- 1936 (12 games)
- 7 1977 (14 games)
- 10 1982 (9 games)
- 12 2001 (16 games)

**Most, game**

- 5 vs. SF, 11/19/72
- at Pit, 9/28/80
- at Min, 11/28/82
- at GB, 11/12/95
- 4 Last: at Buf, 9/29/02

**- TURNOVERS -**
**TAKEAWAYS**
**Most, season**

- 58 1947 (12 games)
- 54 1985 (16 games)
- 51 1963 (14 games)

**Fewest, season**

- 20 1982 (9 games); 13 INTs, 7 FRs
- 2000 (16 games); 11 INTs, 9 FRs
- 2003 (16 games); 15 INTs, 5 FRs
- 22 1994 (16 games); 12 INTs, 10 FRs

**Most, game**

- †12 at Det, 11/22/42 (7 int, 5 fum)
- 9 vs. StL Cards, 11/19/67 (7 int, 2 fum)
- 8 at Rams, 10/13/63 (6 int, 2 fum)
- vs. Phil, 10/27/63 (4 int, 4 fum)
- at GB, 9/24/67 (5 int, 3 fum)
- vs. TB, 9/2/84 (6 int, 2 fum)

**- FUMBLES -**
**OPPONENTS' FUMBLES**
**Most, season**

- 44 1952 (12 games)
- 38 1990 (16 games)
- 37 1972 (14 games)
- 1976 (14 games)
- 1983 (16 games)
- 1987 (15 games)

**Fewest, season**

- 13 1960 (12 games)
- 17 1988 (16 games)
- 19 2003 (16 games)

**Most, game**

- 7 at LA Rams, 11/15/64
- at LA Rams, 9/16/66
- vs. GB, 12/18/83
- at GB, 9/16/90
- 5 Last: at TB, 11/18/01

**OPPONENTS' FUMBLES LOST**
**Most, season**

- 26 1952 (12 games)
- 24 1962 (14 games)
- 1965 (14 games)
- 23 1976 (14 games)
- 1971 (14 games)
- 22 1966 (14 games)
- 1981 (16 games)

**Fewest, season**

- 5 2003 (16 games)
- 6 1943 (10 games)
- 1945 (10 games)
- 7 1982 (9 games)

\* NFL Record

† Tied NFL Record

**Most, game**

- 5 at Den, 9/30/73
- at KC, 11/8/81
- at Oak, 9/26/99
- 4 Last: at Det, 12/22/85

**TOUCHDOWNS ON FUMBLES****Most, season**

- 5 1942 (11 games)
- 2 Last: 2001

**Most, game**

- 2 vs. Wash, 11/28/48
- 1 Last: at Buf, 9/29/02

### - INTERCEPTIONS -

**INTERCEPTIONS****Most, season**

- 37 1935 (12 games)
- 36 1963 (14 games)
- 34 1985 (16 games)

**Fewest, season**

- 9 2002 (16 games)
- 10 1960 (12 games)
- 1964 (14 games)
- 11 2000 (16 games)

**Most, game**

- 7 at GB, 9/22/40
- at Det, 11/22/42
- at Chi. Cards, 12/5/54
- vs. StL, 11/19/67
- 6 at Rams, 10/13/63
- vs. TB, 9/2/84

**YARDS RETURNED****Most, season**

- 585 1941 (11 games)
- 537 1963 (14 games)
- 512 1985 (16 games)

**Fewest, season**

- 60 1997 (16 games)
- 69 1987 (15 games)
- 99 1982 (9 games)

**Most, game**

- 149 vs. LA Rams, 10/11/64
- 120 vs. GB, 12/5/93

**TOUCHDOWNS****Most, season**

- 4 Last: 2000 (16 games)
- 3 Last: 2001 (16 games)

**Most, game**

- 2 Last: vs. GB, 12/5/93

\* NFL Record

† Tied NFL Record

### - PUNTING -

**PUNTS ALLOWED****Most, season**

- 100 1984 (16 games)
- 1986 (16 games)
- 99 1983 (16 games)
- 98 1981 (16 games)

**Fewest, season**

- 42 1945 (10 games)
- 49 1982 (9 games)
- 62 1964 (14 games)
- 1972 (14 games)
- 1995 (16 games)

**Most, game**

- 16 vs. Chi. Cards, 11/30/33
- 15 vs. NY Giants, 11/17/35
- 11 at Clev, 10/15/72
- vs. NE, 9/16/85
- at Car, 12/22/02

**Fewest, game**

- †0 at Det, 12/2/56
- at GB, 9/24/67
- at Mia, 9/23/79
- vs. GB, 12/17/89

**GROSS AVERAGE ALLOWED****Highest, season**

- 46.6 1964 (14 games)
- 43.5 1997 (16 games)
- 43.3 1963 (14 games)

**Lowest, season**

- 35.4 1978 (16 games)
- 36.3 1976 (14 games)
- 37.1 1995 (16 games)

**Highest, game (4+ punts)**

- 61.8 vs. Det, 11/24/46
- 55.3 at Dal, 9/28/97
- 54.5 at SF, 11/19/61

**Lowest, game (4+)**

- 23.6 vs. Atl, 11/19/78
- 25.5 at Pit, 11/30/58
- 26.0 vs. Den, 12/12/76

### - PUNT RETURNS -

**RETURNS ALLOWED****Most, season**

- 66 1981 (16 games)
- 58 1974 (14 games)
- 54 1979 (14 games)

**Fewest, season**

- 20 1941 (11 games)
- 22 1965 (14 games)
- 1993 (16 games)
- 24 1972 (14 games)
- 1986 (14 games)



**Most, game**

- 9 at Chi. Cards, 11/29/59
- 8 vs. Wash, 10/11/81  
at Atl, 10/13/74
- 7 Last: at Min, 11/25/01

**YARDS ALLOWED**
**Most, season**

- 727 1997 (16 games)
- 633 1974 (14 games)
- 594 1981 (16 games)

**Fewest, season**

- 106 1969 (14 games)
- 110 1972 (14 games)
- 115 1993 (16 games)

**Most, game**

- 147 vs. GB, 11/8/59
- 117 at Atl, 10/13/74
- 116 at TB, 12/21/97

**AVERAGE RETURN ALLOWED**
**Highest, season**

- 17.0 1941 (11 games)
- 14.0 1997 (16 games)
- 13.0 1987 (15 games)

**Lowest, season**

- 3.8 1969 (14 games)
- 4.1 1967 (14 games)
- 5.2 1993 (16 games)

**TOUCHDOWNS ALLOWED**
**Most, season**

- 2 1933 (13 games)
- 1941 (11 games)
- 1947 (12 games)
- 1952 (12 games)
- 1954 (12 games)
- 1996 (16 games)
- 1997 (16 games)

**Most, game**

- 1 Last: vs. TB, 11/29/98

**FAIR CATCHES FORCED**
**Most, season**

- 38 1993 (16 games)
- 33 2000 (16 games)
- 26 1972 (14 games)
- 1973 (14 games)

**Fewest, season**

- 5 1989 (16 games)
- 6 1990 (16 games)
- 7 1980 (16 games)
- 1982 (9 games)
- 1987 (15 games)

**Most, game**

- 7 vs. Det, 11/21/76
- 6 at GB, 12/16/73

**- KICKOFF RETURNS -**
**RETURNS ALLOWED**
**Most, season**

- 78 1985 (16 games)
- 73 1990 (16 games)
- 72 1965 (14 games)
- 1995 (16 games)

**Fewest, season**

- 30 1982 (9 games)
- 32 1971 (14 games)
- 44 1981 (16 games)

**Most, game**

- 10 at Det, 9/24/89
- 9 at Bos, 11/21/48  
vs. Balt, 10/21/56  
vs. GB, 12/7/80  
vs. TB, 9/25/93
- 8 Last: at TB, 10/21/84

**Fewest, game**

- †0 Last: vs. NO, 9/19/82

**YARDS ALLOWED**
**Most, season**

- 1,827 1985 (16 games)
- 1,583 1965 (14 games)
- 1,570 1995 (16 games)

**Fewest, season**

- 435 1940 (11 games)
- 537 1982 (9 games)
- 700 1945 (10 games)
- 1974 (14 games)
- 918 1993 (16 games)

**Most, game**

- 275 at Det, 9/24/89
- 254 at LA Rams, 10/13/63
- 234 vs. GB, 12/7/80

**Fewest, game**

- †0 Last: vs. Min, 9/18/94

**AVERAGE ALLOWED**
**Highest, season**

- 27.8 1960 (12 games)
- 25.6 1971 (14 games)
- 24.7 1973 (14 games)

**Lowest, season**

- 16.0 1946 (11 games)
- 16.6 1999 (16 games)
- 17.3 1993 (16 games)

### TOUCHDOWNS ALLOWED

#### Most, season

1 Last: 2003

#### Most, game

1 Last: vs. Detroit, 10/26/03

### OPPONENTS' PENALTIES

#### Most, season

129 1980 (16 games)

120 1987 (15 games)

119 1981 (16 games)

#### Fewest, season

34 1942 (11 games)

43 1941 (11 games)

52 1982 (9 games)

66 1969 (14 games)

78 2000 (16 games)

#### Most, game

21 at Clev, 11/25/51

16 at GB, 11/8/87

15 at Det, 9/22/68

at TB, 10/21/84

#### Fewest, game

†0 Last: vs. Den, 12/18/93

1 Last: vs. TB, 11/19/00

### OPPONENTS' YARDS PENALIZED

#### Most, season

1,109 1980 (16 games)

1,103 1987 (15 games)

947 1981 (16 games)

#### Fewest, season

110 1937 (11 games)

451 1982 (9 games)

611 1965 (14 games)

645 1994 (16 games)

#### Most, game

209 at Clev, 11/25/51

149 vs. NO, 10/8/00

147 at Det, 9/22/68

#### Fewest, game

†0 Last: vs. Den, 12/18/93

1 Last: vs. LA Rams, 12/18/94

\* NFL Record

† Tied NFL Record

## AIR MILES

Planning to follow the Bears on the road? The following is a list of the round-trip air miles between Chicago's O'Hare Airport and the rest of the NFL cities:

Arizona Cardinals (Phoenix).....	2,880	Pittsburgh Steelers.....	824
Atlanta Falcons.....	1,212	San Diego Chargers.....	3,446
Baltimore Ravens.....	1,242	San Francisco 49ers.....	3,692
Buffalo Bills.....	946	Seattle Seahawks.....	3,442
Carolina Panthers (Charlotte).....	1,198	St. Louis Rams.....	516
Champaign, Ill.*.....	240	Tampa Bay Buccaneers.....	2,024
Cincinnati Bengals.....	528	Tennessee Titans (Nashville).....	818
Cleveland Browns.....	632	Washington Redskins.....	1,224
Dallas Cowboys.....	1,608		
Denver Broncos.....	1,802	This year's total.....	10,226
Detroit Lions.....	470	2003 total.....	16,890
Green Bay Packers.....	322	2002 total*.....	12,763
Houston Texans.....	925	2001 total.....	9,314
Indianapolis Colts.....	354	2000 total.....	12,560
Jacksonville Jaguars.....	1,730	1999 total.....	13,796
Kansas City Chiefs.....	806	1998 total.....	12,140
Miami Dolphins (Ft. Lauderdale).....	2,364	1997 total.....	13,016
Minnesota Vikings (Minneapolis).....	668	1996 total.....	11,862
New England Patriots (Boston).....	1,734	1995 total.....	8,682
New Orleans Saints.....	1,674		
New York Giants (Newark).....	1,438	<i>Totals include pre-season; the 1997 total does not include the pre-season game in Dublin, Ireland. Dublin is 8,466 round-trip air miles from O'Hare.</i>	
New York Jets (Newark).....	1,438	<i>*2002 total includes nine flights to Champaign for home games.</i>	
Oakland Raiders.....	3,670		
Philadelphia Eagles.....	1,356		

### - SERVICE -

**Games**

- 13 Mark Bortz, 1983-94
- 12 Kevin Butler, 1985-95  
Dennis Gentry, 1982-91  
Dan Hampton, 1979-90  
Jay Hilgenberg, 1981-91  
Steve McMichael, 1981-93  
Ron Rivera, 1984-92  
Mike Singletary, 1981-92  
Keith Van Horne, 1981-93
- 11 Jim Covert, 1983-90

**Starts**

- 12 Mark Bortz, 1983-94  
Jay Hilgenberg, 1981-91  
Mike Singletary, 1981-92  
Keith Van Horne, 1981-93
- 11 Jim Covert, 1983-90  
Dan Hampton, 1979-90  
Steve McMichael, 1981-93
- 10 Richard Dent, 1983-93, '95  
Tom Thayer, 1985-92

### - SCORING -

**Points, career**

- 74 Kevin Butler, 1985-95
- 33 Jack Manders, 1933-41
- 24 Dennis McKinnon, 1983-85, 87-89  
Harry Clark, 1940-43  
Norm Standlee, 1941

**Points, game**

- 15 Jack Manders, vs. Wash., 12/12/37
- 14 Kevin Butler, vs. NE, 1/26/86
- 12 Jim McMahon, vs. NYG, 1/5/86  
Dennis McKinnon, vs. NE, 1/26/86  
Walter Payton, at Phil., 12/23/79

**Touchdowns, career**

- 4 Dennis McKinnon, 1983-85, 87-89  
Norm Standlee, 1941  
Harry Clark, 1940-43
- 3 Willie Gault, 1983-87  
Jim McMahon, 1982-88  
Ken Kavanaugh, 1940-41, 45-50  
Dante Magnani, 1943, '46, '49

**Touchdowns, game**

- 2 Jim McMahon, vs. NE, 1/26/86  
Dennis McKinnon, vs. NYG, 1/5/86  
Walter Payton, at Phil., 12/23/79  
Bill Wade, vs. NYG, 12/29/63  
Dante Magnani, vs. Wash., 12/26/43  
Harry Clark, at Wash., 12/8/40; vs.  
Wash., 12/26/43  
Norm Standlee, vs. GB, 12/14/41; vs.  
NYG, 12/21/41  
Jack Manders, vs. Wash., 12/12/37  
Bill Karr, vs. NYG, 12/17/33

**Field Goals, career**

- 16 Kevin Butler, 1985-95
- 5 Jack Manders, 1933-40  
Bob Snyder, 1939-41, 43
- 2 Bob Thomas, 1975-84

**Field Goals, game**

- 3 Kevin Butler, vs. NO, 1/6/91  
Kevin Butler, vs. NE, 1/26/86  
Bob Snyder, vs. NYG, 12/21/41  
Jack Manders, vs. NYG, 12/17/33
- 2 Kevin Butler, vs. Phil., 12/31/88  
Kevin Butler, vs. Wash., 1/3/87  
Kevin Butler, vs. Dal., 12/29/91  
Bob Snyder, vs. GB, 12/14/41  
Jack Manders, at NYG, 12/9/34

**Field Goals, long**

- 46 Kevin Butler, vs. Phil., 12/31/88
- 43 Kevin Butler, vs. Dal., 12/29/91
- 41 Kevin Butler, vs. Wash., 1/3/87

### - RUSHING -

**Attempts, career**

- 180 Walter Payton, 1975-87
- 81 Neal Anderson, 1986-93
- 57 Bronko Nagurski, 1930-37, '43

**Attempts, game**

- 27 Neal Anderson, vs. NO, 1/6/91  
Walter Payton, vs. NYG, 1/5/86
- 24 Walter Payton, at Wash., 12/30/84  
Bronko Nagurski, at NYG, 12/9/34
- 22 Walter Payton, vs. NE, 1/26/86  
Walter Payton, at SF, 1/6/85

## BEARS LONGEST WINNING/LOSING STREAKS VERSUS ONE TEAM

**BEARS LONGEST WINNING STREAKS**

Gms	Team	Years
13	Pittsburgh Steelers	1934-49
12	Tampa Bay Buccaneers	1983-88
11	Detroit Lions	1946-51
	Philadelphia Eagles	1935-47

**BEARS LONGEST LOSING STREAKS**

Gms	Team	Years
10	Green Bay Packers	1994-98
8	Minnesota Vikings	1972-76
7	Baltimore Colts	1966-83
	Green Bay Packers	1928-30

### Yards, career

- 632 Walter Payton, 1975-87
- 279 Neal Anderson, 1986-93
- 235 George McAfee, 1940-41, 45-50

### Yards, game

- 119 George McAfee, vs. GB, 12/14/41
- 109 Bill Osmanski, at Wash., 12/8/40
- 104 Walter Payton, at Wash., 12/30/84

### Touchdowns, career

- 4 Norm Standlee, 1941
- 3 Jim McMahon, 1982-88
- 2 Walter Payton, 1975-87
- Sid Luckman, 1939-50
- Bronko Nagurski, 1930-37, '43
- Harry Clark, 1940-43
- Bill Wade, 1961-66

### Touchdowns, game

- 2 Jim McMahon, vs. NE, 1/26/86
- Walter Payton, at Phil., 12/23/79
- Bill Wade, vs. NYG, 12/29/63
- Norm Standlee, vs. GB, 12/14/41
- Norm Standlee, vs. NYG, 12/21/41
- Harry Clark, at Wash., 12/8/40

### Long

- 68 Bill Osmanski, at Wash., 12/8/40
- 58 Thomas Sanders, vs. Phil., 12/31/88
- 44 Harry Clark, at Wash., 12/8/40

## - PASSING -

### Attempts, career

- 127 Jim McMahon, 1982-88
- 93 Mike Tomczak, 1985-90
- 85 Sid Luckman, 1939-50

### Attempts, game

- 44 Jim Harbaugh, vs. Dal., 12/29/91
- 36 Mike Tomczak, at NYG, 1/13/91
- 31 Doug Flutie, vs. Wash., 1/3/87

### Completions, career

- 70 Jim McMahon, 1982-88
- 45 Mike Tomczak, 1985-90
- Sid Luckman, 1939-50
- 22 Steve Fuller, 1984-87
- Jim Harbaugh, 1987-93

### Completions, game

- 22 Jim Harbaugh, vs. Dal., 12/29/91
- 19 Erik Kramer, at SF, 1/7/95
- 17 Mike Tomczak, at NYG, 1/13/91

\* NFL Record

† Tied NFL Record

### Yards, career

- 967 Jim McMahon, 1982-88
- 721 Sid Luckman, 1939-50
- 598 Mike Tomczak, 1985-90

### Yards, game

- 286 Sid Luckman, vs. Wash., 12/26/43
- 256 Jim McMahon, vs. NE, 1/26/86
- 218 Jim Harbaugh, vs. Dal., 12/29/91

### Touchdowns, career

- 9 Sid Luckman, 1939-50
- 4 Jim McMahon, 1982-88
- 2 Mike Tomczak, 1985-90
- Steve Fuller, 1984-87
- Bernie Masterson, 1934-40
- Bronko Nagurski, 1930-37, '43

### Touchdowns, game

- 5 Sid Luckman, vs. Wash., 12/26/43
- 2 Steve Walsh, at Min., 1/1/95
- Jim McMahon, vs. NYG, 1/5/86
- Steve Fuller, at Wash., 12/30/84
- Sid Luckman, at Wash., 12/13/42
- Bernie Masterson, vs. Wash., 12/12/37
- Bronko Nagurski, vs. NYG, 12/17/33

### Interceptions, career

- 5 Mike Tomczak, 1985-90
- 4 Jim McMahon, 1982-88
- Bob Avellini, 1975-84
- Sid Luckman, 1939-50
- 3 Johnny Lujack, 1948-51

### Interceptions, game

- 4 Bob Avellini, at Dal., 12/26/77
- 3 Mike Tomczak, vs. Phil., 12/31/88
- Jim McMahon, vs. Wash., 1/10/88
- Johnny Lujack, at LA Rams, 12/17/50
- 2 Shane Matthews, vs. Phil., 1/19/02
- Steve Walsh, at SF, 1/7/95
- Jim Harbaugh, vs. Dal., 12/29/91
- Mike Tomczak, at NYG, 1/13/91
- Doug Flutie, vs. Wash., 1/3/87
- Mike Phipps, at Phil., 12/23/79
- Sid Luckman, at NYG, 12/15/46
- Sid Luckman, at Wash., 12/13/42
- Bernie Masterson, vs. Wash., 12/12/37

### Long

- 75 Steve Fuller, at Wash., 12/30/84
- 67 George Corbett, vs. NYG, 12/17/33
- 66 Sid Luckman, vs. Wash., 12/26/43

### — RECEIVING —

**Receptions, career**

- 22 Walter Payton, 1975-87
- 20 Dennis McKinnon, 1983-85, 87-88
- 18 Willie Gault, 1983-87

**Receptions, game**

- 9 Tom Waddle, vs. Dal., 12/29/91
- 7 Wendell Davis, vs. Dal., 12/29/91  
Walter Payton, vs. LA Rams, 1/12/86
- 6 Jim Dooley, at NYG, 12/30/56  
Harlon Hill, at NYG, 12/30/56  
George Gulyanics, at LA Rams,  
12/17/50

**Yards, career**

- 454 Willie Gault, 1983-87
- 345 Dennis McKinnon, 1983-85, 87-88
- 179 Wendell Davis, 1988-93

**Yards, game**

- 129 Willie Gault, vs. NE, 1/26/86
- 122 Dante Magnani, vs. Wash., 12/26/43
- 108 Jeff Graham, at Minn., 1/1/95  
Dennis McKinnon, vs. Phil., 12/31/88

**Touchdowns, career**

- 4 Dennis McKinnon, 1983-85, 87-89
- 3 Willie Gault, 1983-88
- 2 Ken Kavanaugh, 1940-41, 45-50  
Dante Magnani, 1943, 46, 49  
Harry Clark, 1940-43

**Touchdowns, game**

- 2 Dennis McKinnon, vs. NYG, 1/5/86  
Harry Clark, vs. Wash., 12/26/43  
Dante Magnani, vs. Wash., 12/26/43

**Long**

- 75 Willie Gault, at Wash., 12/30/84
- 67 Carl Brumbaugh, vs. NYG, 12/17/33
- 66 Dante Magnani, vs. Wash., 12/26/43

### — PUNTING —

**Punts, career**

- 29 Maury Buford, 1985-86, 89-91
- 22 Sid Luckman, 1939-50
- 14 Keith Molesworth, 1931-37

**Punts, game**

- 10 Maury Buford, vs. LA Rams, 1/12/86  
Keith Molesworth, vs. NYG, 12/17/33
- 7 Brian Wagner, vs. SF, 1/8/89  
Dave Finzer, at SF, 1/5/85  
Bobby Joe Green, vs. NYG, 12/29/63  
Ed Brown, at NYG, 12/30/56  
Fred Morrison, at LA Rams, 12/17/50  
Sid Luckman, at NYG, 12/15/46
- 6 Last: Maury Buford, vs. NYG, 1/5/86

**Yards, career**

- 1,112 Maury Buford, 1985-91
- 900 Sid Luckman, 1939-50
- 494 Dave Finzer, 1984

**Yards, game**

- 398 Keith Molesworth, vs. NYG, 12/17/33
- 363 Maury Buford, vs. LA Rams, 1/12/86
- 308 Fred Morrison, at LA Rams, 12/17/50

**Long**

- 62 Sam Francis, vs. Wash., 12/12/37
- 61 George McAfee, vs. GB, 12/21/41
- 58 Keith Molesworth, vs. NYG, 12/17/33  
Since 1960:
- 55 Maury Buford, vs. LA Rams, 1/12/86  
Dave Finzer, at SF, 1/5/85

### — PUNT RETURNS —

**Returns, career**

- 11 Keith Ortego, 1985-87
- 9 George McAfee, 1940-41, 45-50
- 7 Keith Molesworth, 1931-38

**Returns, game**

- 6 George McAfee, at LA Rams,  
12/17/50
- 5 Keith Ortego, vs. NYG, 1/5/86  
Lew Barnes, vs. Wash., 1/3/87
- 4 Keith Ortego, vs. LA Rams, 1/12/86  
Keith Molesworth, at NYG, 12/9/34

**Yards, career**

- 108 George McAfee, 1940-41, 45-50
- 100 Keith Molesworth, 1931-38
- 94 Hugh Gallarneau, 1941-46  
Since 1960:
- 63 Keith Ortego, 1985-87

**Yards, game**

- 81 Hugh Gallarneau, vs. GB, 12/14/41
- 79 George McAfee, at LA Rams,  
12/17/50
- 67 Keith Molesworth, at NYG, 12/9/34  
Since 1960:
- 27 Lew Barnes, vs. Wash., 1/3/87

**Touchdowns, career**

- 1 Shaun Gayle (5 yards), vs. NYG,  
1/5/86  
Hugh Gallarneau (81 yards), vs. GB,  
12/14/41

**Long**

- 81 Hugh Gallarneau, vs. GB, 12/14/41
- 28 Keith Molesworth, at NYG, 12/9/34
- 24 Sid Luckman, vs. Wash., 12/26/43  
Since 1960:
- 23 Lew Barnes, vs. Wash., 1/3/87

### — KICKOFF RETURNS —

#### Returns, career

- 17 Dennis Gentry, 1982-92
- 10 Willie Gault, 1983-87
- 7 Len Walterscheid, 1977-82
- Don Bingham, 1956

#### Returns, game

- 7 Don Bingham, at NYG, 12/30/56
- 6 Autry Denson, vs. Phil., 1/19/02
- 5 Nate Lewis, at SF, 1/7/95

#### Yards, career

- 435 Dennis Gentry, 1982-92
- 191 Willie Gault, 1983-87
- 164 Len Walterscheid, 1977-82

#### Yards, game

- 127 Dennis Gentry, vs. Wash., 1/3/87
- 125 Nate Lewis, at SF, 1/7/95
- 120 Autry Denson, vs. Phil., 1/19/02

#### Touchdowns, career

None

#### Long

- 60 Dennis Gentry, vs. Wash., 1/3/87
- 49 Dennis Gentry, vs. Wash., 1/10/88
- 44 Johnny Bailey, at NYG, 1/13/91

### — INTERCEPTIONS —

#### Interceptions, career

- 4 George McAfee, 1940-41, 45-50
- Clyde Turner, 1940-52
- 3 Mike Richardson, 1983-88
- Sid Luckman, 1939-50

#### Interceptions, game

- 2 Gary Fencik, at SF, 1/5/85
- George McAfee, at NYG, 12/15/46
- Dante Magnini, at NYG, 12/15/46
- Sid Luckman, vs. Wash., 12/26/43
- George Wilson, vs. GB, 12/14/41
- Joe Maniaci, at Wash., 12/8/40

#### Yards, career

- 68 George McAfee, 1940-41, 45-50
- 61 Larry Morris, 1959-65
- 55 Clyde Turner, 1940-52

#### Yards, game

- 61 Larry Morris, vs. NYG, 12/29/63
- 51 Vestee Jackson, vs. Phil., 12/31/88
- 49 Dante Magnani, at NYG, 12/15/46

#### Touchdowns, career

- 1 Jerry Azumah (39 yards), vs. Phil., 1/19/02
- Reggie Phillips (38 yards), vs. NE, 1/26/86
- Dante Magnani (19 yards), at NYG, 12/15/46
- Hampton Pool (15 yards), at Wash., 12/8/40
- George McAfee (34 yards), at Wash., 12/8/40
- Clyde Turner (24 yards), at Wash., 12/8/40

#### Long

- 51 Vestee Jackson, vs. Phil., 12/31/88
- 47 Maurice Douglass vs. Phil., 12/31/88
- Jim Morrissey, vs. NE, 1/26/86
- 39 Jerry Azumah, vs. Phil., 1/19/02

### — SACKS —

#### Sacks, career

- 10.5 Richard Dent, 1983-93, '95
- 8.0 Dan Hampton, 1979-90
- 5.5 Steve McMichael, 1981-93

#### Sacks, game

- 3.5 Richard Dent, vs. NYG, 1/5/86
- 3.0 Richard Dent, at Wash., 12/30/84
- 2.0 Trace Armstrong, at Min., 1/1/95
- Otis Wilson, vs. NE, 1/26/86
- Dan Hampton, at Wash., 12/30/84
- Dan Hampton, at Phil., 12/23/79

## KICKOFF WEEKEND WINS

The Bears own 48 opening day victories overall, more than any NFL franchise. The Dallas Cowboys are 30-13-1 on opening day and their .693 opening-day winning percentage (with at least 10 opening-day games) is tops in league history. The two teams squared off on Kickoff Weekend in 1996 and the Bears beat the Cowboys 22-6 on *Monday Night Football* at Soldier Field.

Chicago, 48-31-5 (.601) in 84 previous season openers, lost its season opener in 2003, dropping a 49-7 road loss to the San Francisco 49ers.

The Miami Dolphins entered the 2003 season having won 11 consecutive opening-day games but dropped a 21-20 decision to the Houston Texans. The Indianapolis Colts take over the current streak of opening-day wins, five, following a 9-6 decision over the Cleveland Browns who, incidentally, own the longest current opening-day losing streak with six.

### Career Coaching Records

	Years	Overall W-L-T (Pct.)	Regular W-L-T	Post-season W-L
1. George Halas	1920-29; 33-42; 46-55; 58-67	324-151-31 (.682)	318-148-31	6-3
2. Mike Ditka	1982-92	112-68-0 (.622)	106-62-0	6-6
3. Dave Wannstedt	1993-98	41-57-0 (.418)	40-56-0	1-1
4. Dick Jauron	1999-2003	35-46-0 (.432)	35-45-0	0-1
5. Neill Armstrong	1978-81	30-35-0 (.462)	30-34-0	0-1
6. Ralph Jones	1930-32	24-10-7 (.706)	24-10-7	None
7. Heartley "Hunk" Anderson/ Luke Johnsos (co-coaches)	1942-45	24-12-2 (.667)	23-11-2	1-1
8. Jack Pardee	1975-77	20-23-0 (.465)	20-22-0	0-1
9. Jim Dooley	1968-71	20-36-0 (.357)	20-36-0	None
10. John "Paddy" Driscoll	1956-57	14-10-1 (.583)	14-9-1	0-1
11. Abe Gibron	1972-74	11-30-1 (.274)	11-30-1	None
<b>TOTALS</b>	<b>1920-2003</b>	<b>655-478-42 (.578)</b>	<b>641-463-42</b>	<b>14-15</b>

### Career Scoring

	Years	Ru	Rec	Ret	PAT	FG	Pts
1. Kevin Butler (k)	1985-95	0	0	0	387/397	243/333	1,116
2. Walter Payton (hb)	1975-87	110	15	0	0	0	750
3. Bob Thomas (k)	1975-84	0	0	0	245/268	128/205	629
4. George Blanda (k-qb)	1949-58	5	0	0	247/250	88/201	541
5. Mac Percival (k)	1967-73	0	0	0	159/162	99/182	456
6. Neal Anderson (rb)	1986-93	51	20	0	0	0	426
7. Paul Edinger (k)	2000-03	0	0	0	111/111	95/122	396
8. Roger Leclerc (k)	1960-66	0	0	0	152/158	75/146	377
9. Jack Manders (fb-lb-hb-db-k)	1933-40	11	6	2	133/*	40/*	367
10. Rick Casares (fb)	1955-64	49	10	0	0	0	354
11. Gale Sayers (rb)	1965-71	39	9	8	0	0	336
12. Ken Kavanaugh (e)	1940-41; 45-50	0	50	2	1/1	0	313
13. Johnny Lujack (qb-k)	1948-51	21	0	0	130/136	4/9	268
14. Jeff Jaeger (k)	1996-99	0	0	0	77/78	63/83	266
15. Harlon Hill (e)	1954-61	0	40	0	0	0	240
16. George McAfee (hb-db)	1940-41; 45-50	22	11	6	0	0	234
17. Ray "Scooter" McLean (hb-db)	1940-47	6	21	3	45/54	0/1	225
18. Johnny Morris (rb-wr)	1958-67	5	31	1	0	0	222
Willie Galimore (rb)	1957-63	26	10	1	0	0	222
20. Mike Ditka (te)	1961-66	0	34	2	0	0	216

\* figures not available

### Career Interceptions

	Years	Int	Yards	Avg	TD
1. Gary Fencik (s)	1976-87	38	483	12.7	1
2. Richie Petitbon (s)	1959-68	37	643	17.4	3
3. Donnell Woolford (cb)	1989-96	32	212	6.6	1
4. Bennie McRae (cb)	1962-70	27	485	18.0	4
5. Dave Whitsell (cb)	1961-66	26	397	15.3	2
6. George McAfee (db)	1940-41; 45-50	25	350	14.0	1
7. JC Caroline (db)	1956-65	24	405	16.9	2
Doug Buffone (lb)	1966-79	24	211	8.8	0
9. Roosevelt Taylor (s)	1961-69	23	414	18.0	3
10. Dick Butkus (lb)	1965-73	22	166	7.5	0
Allan Ellis (cb)	1973-77; 79-80	22	185	8.4	1



### Career Rushing

	Years	Att	Yards	Avg	TD
1. Walter Payton	1975-87	3,838	16,726	4.4	110
2. Neal Anderson	1986-93	1,515	6,166	4.1	51
3. Rick Casares (fb)	1955-64	1,386	5,675	4.1	49
4. Gale Sayers	1965-71	991	4,956	5.0	39
5. Roland Harper	1975-78; 80-82	757	3,044	4.0	15
6. Willie Galimore	1957-63	670	2,985	4.5	26
7. Matt Suhey (fb)	1980-89	829	2,946	3.6	20
8. <b>Anthony Thomas</b>	<b>2001-03</b>	<b>736</b>	<b>2,928</b>	<b>4.0</b>	<b>19</b>
9. Ronnie Bull (hb/fb)	1962-70	787	2,871	3.7	9
10. Bronko Nagurski (fb)	1930-37; 43	633	2,778	4.4	18
11. Bobby Douglass (qb)	1969-75	373	2,470	6.6	20
12. Ray Nolting	1936-43	508	2,285	4.5	16
13. Raymond Harris	1994-97	592	2,245	3.8	15
14. George Gulyanics	1947-52	609	2,081	4.1	19
15. Brad Muster (fb)	1988-92	455	2,014	4.4	20
16. James Allen	1998-2001	515	1,978	3.8	4
17. Gary Famiiglietti	1938-45	505	1,927	3.8	20
18. Beattie Feathers	1934-37	320	1,846	5.8	14
19. Bill Osmani (fb)	1939-43; 46-47	368	1,753	4.8	20
20. George McAfee	1940-41; 45-50	341	1,685	4.9	22
21. Rashaan Salaam	1995-97	470	1,682	3.6	13
22. Jack Manders (fb/hb)	1933-40	451	1,586	3.4	11
23. Curtis Enis	1998-2000	456	1,497	3.3	4
24. Hugh Gallarneau	1941-42; 45-47	343	1,421	4.1	26



### Career Passing

(400+ Attempts)	Years	Att	Cmp	Cmp%	Yards	Y/Att	TD	TD%	Int	Int%	Rate
1. Erik Kramer	1994-98	1,557	913	58.6	10,582	6.80	63	4.0	45	2.9	80.7
2. Jim McMahon	1982-88	1,513	874	57.8	11,203	7.37	67	4.4	56	3.7	80.4
3. Jim Miller	1999-02	965	565	58.5	5,867	6.08	34	3.5	26	2.7	76.7
4. Shane Matthews	1993-96; 99-01	599	366	61.1	3,461	5.78	19	3.2	18	3.0	75.1
5. Sid Luckman	1939-50	1,744	904	51.8	14,686	8.42	137	7.9	132	7.6	75.0
6. Jim Harbaugh	1987-93	1,759	1,023	58.1	11,567	6.58	50	2.8	56	3.2	74.2
7. Bill Wade	1961-66	1,407	767	54.5	9,958	7.08	68	4.8	66	4.7	73.4
8. Rudy Bukich	1958-59; 62-68	878	474	54.0	6,254	7.12	46	5.2	45	5.1	72.8
9. Cade McNown	1999-2000	515	281	54.6	3,111	6.04	16	3.1	19	3.7	67.7
10. Johnny Lujack	1948-51	808	404	50.0	6,295	7.79	41	5.1	54	6.7	65.3
11. Mike Tomczak	1985-90	915	454	49.6	6,247	6.83	33	3.6	47	5.1	62.5
Ed Brown	1954-61	1,246	607	48.7	9,698	7.78	63	5.1	88	7.1	62.5
13. Bernie Masterson	1934-40	409	156	38.1	3,366	8.23	34	8.3	38	9.3	57.2
14. Mike Phipps	1977-81	482	253	52.5	2,806	5.82	15	3.1	27	5.6	57.1
15. Jack Concannon	1967-71	951	486	51.1	5,222	5.49	31	3.3	52	5.5	55.6



### Career Sacks

	Years	Sacks
1. Richard Dent	1983-93; 95	124.5
2. Steve McMichael	1981-93	92.5
3. Dan Hampton	1979-90	82.0
4. Jim Osborne	1972-84	81.5
5. Mike Hartenstine	1975-86	55.5



### Career FGs

	Years	FG	FGA	Pct.
1. Kevin Butler	1985-95	243	333	72.9
2. Bob Thomas	1975-84	128	205	62.4
3. Mac Percival	1967-73	99	182	54.4
4. <b>Paul Edinger</b>	<b>2000-03</b>	<b>95</b>	<b>122</b>	<b>77.9</b>
5. George Blanda	1949-58	88	201	43.8



### Career Receiving

**— YARDS —**

	Years	Yards	Catches	Avg	TD
1. Johnny Morris (wr)	1958-67	5,059	356	14.2	31
2. Harlon Hill (wr)	1954-61	4,616	226	20.4	40
3. Walter Payton (rb)	1975-87	4,538	492	9.2	15
4. Mike Ditka (te)	1961-66	4,503	316	14.3	34
5. Curtis Conway (wr)	1993-99	4,498	329	13.7	31
<b>6. Marty Booker (wr)</b>	<b>1999-2003</b>	<b>3,684</b>	<b>315</b>	<b>11.7</b>	<b>23</b>
7. Willie Gault (wr)	1983-87	3,650	184	19.8	27
8. Ken Kavanaugh (e)	1940-41; 45-50	3,626	162	22.4	50
9. Dick Gordon (wr)	1965-71	3,550	238	14.9	35
10. James Scott (wr)	1976-80; 82	3,202	177	18.1	20
11. Jim Dooley (wr)	1952-54; 56-57; 59-62	3,172	211	15.0	16
12. Jim Keane (e)	1946-51	3,031	206	14.7	23
13. Wendell Davis (wr)	1988-93	3,000	207	14.5	14
14. Bobby Engram (wr)	1996-2000	2,831	246	11.5	17
15. Bill McColl (e)	1952-59	2,815	201	14.0	25
16. Neal Anderson (rb)	1986-93	2,763	302	9.1	20
17. Dennis McKinnon (wr)	1983-85; 87-89	2,753	182	15.1	21
18. Emery Moorehead (te)	1981-88	2,730	200	13.7	14
19. Marcus Robinson (wr)	1998-02	2,695	187	14.4	20
20. Jeff Graham (wr)	1994-95	2,245	150	14.9	8
21. Ray "Scooter" McLean (rb)	1940-47	2,232	103	21.7	21
22. Tom Waddle (wr)	1989-94	2,109	173	12.2	9
Matt Suhey (rb)	1980-89	2,109	259	8.1	5
24. Dennis Gentry (wr)	1982-92	2,076	171	12.1	7
25. Brian Baschnagel (wr)	1976-84	2,024	134	15.1	9

**— CATCHES —**

	Years	Catches	Yards	Avg	TD
1. Walter Payton (rb)	1975-87	492	4,538	9.2	15
2. Johnny Morris (wr)	1958-67	356	5,059	14.2	31
3. Curtis Conway (wr)	1993-99	329	4,498	13.7	31
4. Mike Ditka (te)	1961-66	316	4,503	14.3	34
<b>5. Marty Booker (wr)</b>	<b>1999-2003</b>	<b>315</b>	<b>3,684</b>	<b>11.7</b>	<b>23</b>
6. Neal Anderson (rb)	1986-93	302	2,763	9.1	20
7. Matt Suhey (fb)	1980-89	259	2,109	8.1	5
8. Bobby Engram (wr)	1996-2000	246	2,831	11.5	17
9. Dick Gordon (wr)	1965-71	238	3,550	14.9	35
10. Harlon Hill (e)	1954-61	226	4,616	20.4	40
11. Jim Dooley (wr)	1952-54; 56-57; 59-62	211	3,172	15.0	16
12. Wendell Davis (wr)	1988-93	207	3,000	14.5	14
13. Jim Keane (e)	1946-51	206	3,031	14.7	23
14. Bill McColl (e)	1952-59	201	2,815	14.0	25
15. Emery Moorehead (te)	1981-88	200	2,730	13.7	14
16. Marcus Robinson (wr)	1998-02	187	2,695	14.4	20
17. Willie Gault (wr)	1983-87	184	3,650	19.8	27
18. Dennis McKinnon (wr)	1983-85; 87-89	182	2,753	15.1	21
Rick Casares (fb)	1955-64	182	1,538	8.5	10
20. James Scott (wr)	1976-80; 82	177	3,202	18.1	20
21. Tom Waddle (wr)	1989-94	173	2,109	12.2	9
22. Ryan Wetnight (te)	1993-99	172	1,522	8.9	9
23. Dennis Gentry (wr)	1982-92	171	2,076	12.1	7
24. Brad Muster (fb)	1988-92	169	1,623	9.6	7
25. Ronnie Bull (hb-fb)	1962-70	163	1,404	8.6	4



### Career Kickoff Returns

(25+ Returns)	Years	Returns	Yards	Avg	TD
1. Glyn Milburn	1998-2001	192	4,596	23.9	2
2. Dennis Gentry	1982-92	192	4,353	22.7	3
3. Gale Sayers	1965-71	91	2,781	30.6	6
4. Cecil Turner	1968-73	108	2,616	24.2	4
5. Ron Smith	1965; 70-72	85	2,263	26.6	1
6. Brian Baschnagel	1976-84	89	2,104	23.6	0
7. Nate Lewis	1994-95	77	1,778	23.1	0
8. Charlie Bivins	1960-66	62	1,531	24.7	0
9. <b>Ahmad Merritt</b>	2001-03	65	1,434	22.1	0
10. Dick Gordon	1965-71	58	1,362	23.5	0
11. Johnny Morris	1958-67	54	1,267	23.5	0
12. <b>Jerry Azumah</b>	1999-03	45	1,256	27.9	2
13. Willie Galimore	1957-63	43	1,100	25.6	1
14. Tyrone Hughes	1997	43	1,008	23.4	0
15. Ron Drzewiecki	1955; 57	38	906	23.8	0



### Career Punt Returns

(25+ Returns)	Years	Returns	Yards	Avg	TD
1. George McAfee	1940-41; 45-50	112	1,431	12.8	2
2. Dennis McKinnon	1983-85; 87-89	127	1,171	9.2	3
3. Jeff Fisher	1981-84	123	1,137	9.2	1
4. Glyn Milburn	1998-2001	94	970	10.3	1
5. Johnny Morris	1958-67	104	893	8.6	1
6. Steve Schubert	1975-79	103	866	8.4	3
7. Virgil Livers	1975-79	86	738	8.6	0
8. Johnny Bailey	1990-91	72	680	9.4	1
9. JR Boone	1948-51	56	635	11.3	0
10. Ray "Scooter" McLean	1940-47	42	622	14.8	3
11. <b>R.W. McQuarters</b>	2000-03	49	548	11.2	1
12. Leon Johnson	2001-02	56	543	9.7	0
13. Lew Barnes	1986	59	482	8.5	0
14. Lenny Walterscheid	1977-82	57	424	7.4	0
15. Gale Sayers	1965-71	28	391	14.0	2



### Career Punting

(75+ Punts)	Years	Punts	Yards	Gross Avg
1. George Gulyanics	1947-52	113	5,032	44.5
2. Todd Sauerbrun	1995-99	328	13,849	42.2
3. <b>Brad Maynard</b>	2001-03	253	10,646	42.1
Bobby Joe Green	1962-73	833	35,057	42.1
5. Fred "Curley" Morrison	1950-53	243	10,170	41.9
6. Bryan Wagner	1987-88	115	4,743	41.2
7. Maury Buford	1985-86; 89-91	354	14,491	40.9
8. Ed Brown	1954-61	343	13,912	40.6
9. Dave Finzer	1984	83	3,328	40.1
10. Edmund "Zeke" Bratkowski	1954; 57-60; 72	76	3,023	39.8

*George (front) and "Mugs" Halas*



# History

## Bears Historical Highlights

### - 1920s -

- 9/17/20**—George Halas, representing the Decatur Staleys, meets with representatives of 11 other clubs at Ralph Hay's Hupmobile showroom in Canton, Ohio, forming the American Professional Football Association — which later became the NFL. Membership is set at \$100.
- 1920**—The Staleys shutout 10 of their 13 foes, losing only to the Chicago Cardinals (7-6 at Normal Park), and post a 10-1-2 record. Each player is paid \$1,900 for the season.
- 1921**—Decatur Staleys become Chicago Staleys, play in Wrigley Field, and win the APFA title with 9-1-1 record. A. E. Staley gives Halas the club with \$5,000 to keep the Staleys name for the year. Halas makes Dutch Sternaman his partner.
- 1/28/22**—Franchise renamed Chicago Bears.
- 11/27/22**—First Chicago player deal: Bears buy tackle Ed Healey's contract from the Rock Island Independents for \$100—twice the going rate for a franchise that season.
- 11/22/25**—Harold "Red" Grange signs with Bears and pro football leaves its cradle. His agent C.C. (Cash & Carry) Pyle negotiates a \$100,000 deal with the Bears.
- 11/26/25**—Halas takes the Bears and Grange on a coast-to-coast tour that sees the club play 16 games from Nov. 26 through Jan. 31 interrupted only by a two-week rest. The Bears post a 11-4-1 record on the trip.
- 11/26/25**—Grange's first game—36,000 see Bears and Cardinals go 0-0 in Wrigley Field with Grange held to 36 yards.
- 1/16/26**—Grange gets two TDs as the Bears impress 75,000 in the LA Coliseum beating the LA Tigers 17-7.
- 3/1/26**—Bears open offices at 111 W. Washington.

### - 1930s -

- 1930**—After a 4-9-2 1929 season, George Halas replaces himself as head coach with Ralph Jones. Jones posts a 24-10-7 record during his three seasons.
- 12/15/30**—Bears and Cardinals play football's first indoor game on an 80-yard field in Chicago Stadium. The exhibition aids unemployment; Bears win 9-7 before 10,000 fans.
- 11/15/31**—New Yorkers (including Gov. Alfred E. Smith and Mayor Jimmy Walker) in field boxes at \$100 a seat watch Bears top Giants at Polo Grounds 12-6.
- 12/18/32**—Bronko Nagurski hits Red Grange with a two-yard TD pass and the Bears top the Portsmouth Spartans 9-0 for the NFL championship. The game was played before 11,198, indoors at Chicago Stadium on an 80-yard field.

- 1932**—Franchise loses \$18,000 prompting Dutch Sternaman to unload his half of the Bears to George Halas.
- 1933**—George Halas returns as head coach and takes club out of town for training camp for the first time. University of Notre Dame is the host.
- 11/5/33**—Boston Redskins beat Bears, 10-0 ending Chicago's 16-game unbeaten string.
- 12/17/33**—Bears use rookie Jack Manders' accurate kicking for 11 points and defeat the Giants 23-21 in the NFL's first championship game.
- 1934**—Halas University, the Bears alumni association begins. Annually, Bear veterans return during season for Homecoming Weekend.
- 1934**—Bears hold training camp at Lane Tech High in Chicago.
- 8/31/34**—A classic is born as 79,432 watch the NFL champion Bears held to a scoreless tie by the first College All-Star team in a game sponsored by *Chicago Tribune* Charities at Soldier Field.
- 12/2/34**—Rookie Beattie Feathers becomes first pro to rush for 1,000 yards in a season (1,004), leading the NFL.
- 12/9/34**—Undefeated Bears slip before Giants in NFL title tilt at Polo Grounds 30-13 before 35,059. With Chicago leading 10-3 at the half, NY dons basketball sneakers and scores 27 points.
- 1935**—Training camp is conducted at St. John's Military Academy in Delafield, Wisconsin.
- 1936**—Bears make Joe Stydahar, a tackle from West Virginia, their first draft pick ever.
- 12/12/37**—Bears win Western Division title but lose NFL Championship 28-21 to Redskins at Wrigley Field. Sammy Baugh hits 18 of 33 for 335 yards and three TDs. Jack Manders scores 15 of the Bears points. A Chicago player's share is \$127.78.

### - 1940s -

- 12/8/40**—Ten Bears tally TDs as Chicago rips Washington 73-0 for the NFL title before 36,034 in D.C. The rout signals the beginning of pro football's modern era with the formal unveiling of the T-formation. Each player receives \$873.
- 1941**—*Bear Down, Chicago Bears*, the Bears new fight song, is published.
- 12/14/41**—Bears and Packers agree their playoff game should be played to a "sudden death" finish in event of tie. NFL adopts plan 1/24/42.
- 1942**—George Halas departs in October for the US Navy. The Bears win their final six games, finish the season 11-0, and advance

to the title game but lose to Washington, 14-6.

**1943**—"Hunk" Anderson and Luke Johnsos co-coach the wartime Bears for the next three seasons, compiling a 15-11-2 record.

**11/14/43**—Sid Luckman becomes the first pro to pass for 400+ yards in a game, scorching the Giants for 433 yards and seven TDs.

**12/26/43**—The Bears blast Washington 41-21 in Wrigley Field for the NFL title before 34,320 fans. Sid Luckman throws five TD passes (2 each to Harry Clark and Dante Magnani). Bronko Nagurski scores his last Bear TD, a 3-yard run.

**12/15/46**—With George Halas around for the full season, the Bears whip the Giants 24-14 before a record NFL title crowd of 58,346 in the Polo Grounds. After opening with a 21-yard TD pass to Ken Kavanaugh, Sid Luckman gets the winning score on a 19-yard bootleg.

**1948**—Bears make the first trade for a draft choice, then select QB Bobby Layne.

**12/11/49**—Johnny Lujack sets NFL passing record with 468 yards against the Cardinals.

### - 1950s -

**12/17/50**—Bears and Rams tie for Western Division title with 9-3 marks but Rams trip Bears in LA 24-14 to break the tie.

**1956**—Halas retires for a third time. Paddy Driscoll gets the position.

**12/30/56**—Giants, with their sneakers again, trounce Chicago 47-7 before 56,836 in Yankee Stadium for NFL title.

**11/2/58**—Bears and Rams establish NFL attendance record drawing 90,833 paid (100,470 actual) in the LA Coliseum. Rams win 41-35.

### - 1960s -

**10/22/61**—Bears destroy the scorching 49er shotgun formation 31-0 with Bill George playing middle guard and the defensive line stunting.

**12/29/63**—Bears intercept five YA Tittle passes and capture NFL title from Giants 14-10 in Wrigley Field before 45,801 and closed circuit TV. QB Bill Wade gets both TDs on two- and one-yard runs. Each Bear earns \$5,899.

**1964**—Flanker Johnny Morris catches NFL record 93 passes.

**1965**—Bears set standard for draft by selecting LB Dick Butkus and RB Gale Sayers in first round.

**1965**—Rookie Sayers bursts into pro football with a NFL-record 22 TDs.

**12/12/65**—Gale Sayers scores six TDs against 49ers.

**1966**—Gale Sayers sets NFL combined yards record with 2,440.

**5/27/68**—The all-time winningest coach in football history, George Halas, retires from coaching after 40 seasons with 324 wins, 151 defeats, 31 ties.

### - 1970s -

**3/19/70**—George Halas elected president of the National Football Conference as NFL-AFL merge.

**6/16/70**—Bear running back Brian Piccolo dies of cancer. Club establishes Piccolo Fund, raising almost \$2 million for cancer research.

**12/13/70**—Bears say goodbye to Wrigley Field by trouncing Green Bay 35-17. They will make Soldier Field their home in 1971.

**9/19/71**—The Bears open at Soldier Field by defeating the Pittsburgh Steelers, 17-15.

**9/12/74**—Jim Finks joins Bears as Vice President and General Manager after serving as Vikings' GM and NFL Management Council Advisor.

**12/17/74**—After three seasons and a record of 11-30-1, Abe Gibrion departs as head coach.

**12/31/74**—Former NFL star linebacker Jack Pardee is named Bear head coach—the first non-Bear to hold the job.

**7/12/75**—Bears open training camp at Lake Forest College after 31 seasons in Rensselaer, Indiana.

**11/20/77**—En route to leading the NFL in rushing with a Bear record 1,852 yards on the season, Walter Payton dashes through the Vikings for a NFL record 275 yards. Bears win 10-7 at Soldier Field.

**12/18/77**—A 28-yard FG by Bob Thomas with :09 left in overtime gives Bears a 12-9 win over the Giants, a 9-5 record, a six-game win streak, and their first playoff spot in 14 years.

**12/26/77**—Bears finish season with 37-7 playoff loss at Dallas, but set 28 team records and play before a home record 401,513 fans in seven Soldier Field dates.

**1/19/78**—With a three-year record of 20-22, Jack Pardee resigns to seek Redskins coaching job.

**2/16/78**—Neill Armstrong, Minnesota Vikings defensive coordinator, becomes head coach.

**9/3/79**—Bears occupy \$1.6 million new headquarters named Halas Hall on Lake Forest College campus.

**12/16/79**—Massive heart attack claims George (Mugs) Halas at 54. Bears rout St. Louis 42-6 and Dallas tips Washington 35-34. The combination sends 10-6 Bears to the playoffs.

**12/23/79**—After leading 17-10, Bears drop the Wild Card game at Philadelphia, 27-17.

## - 1980s -

- 10/6/80**—Payton gains 133 rushing and 14 receiving to raise lifetime combined yardage to 9,492—breaking Sayers' club record. Bears beat Tampa 23-0 at Soldier Field.
- 11/27/80**— David Williams takes Thanksgiving Day overtime kickoff at Detroit 95 yards for TD in fastest OT in NFL history (21 seconds).
- 12/7/80**—Bears whip Packers 61-7 at Soldier Field, equaling club record for points and setting records for first downs (33) and completion percentage (83.3%, 20 of 24). Vince Evans throws for 316 yards—most by a Bear in 10 years.
- 1/4/82**—After four seasons and a 30-35 record, Neill Armstrong departs as head coach.
- 1/20/82**—Mike Ditka, assistant offensive coach of the Dallas Cowboys, becomes head coach.
- 8/24/83**—Jim Finks resigns as General Manager after nine seasons. George Halas names Jerry Vainisi as the club's General Manager.
- 10/31/83**—Bears' founder and owner, George Halas, dies at the age of 88.
- 11/11/83**—Michael B. McCaskey becomes the third president in franchise history.
- 2/19/84**—Rudy Custer, business manager for 38 years, announces his retirement.
- 10/7/84**—Walter Payton breaks Jim Brown's rushing record with a third quarter six-yard run against New Orleans at Soldier Field. He finishes the day with 32 carries for 154 yards.
- 11/25/84**—Bears defeat Vikings 34-3 at Minneapolis to clinch first Central Division crown.
- 12/30/84**—Visiting Bears beat Redskins 23-19 for first playoff win since 1963, advancing to team's first NFC Championship before losing 23-0 to eventual champion 49ers.
- 1985**—Bears win first 12 games of season en route to posting 15-1 regular season mark, tying the most regular season wins by a team in NFL history. Chicago claims second straight NFC Central title as club-record nine players are selected to Pro Bowl.
- 1/5/86**—Bears host first playoff game since 1963 and shut out New York Giants, 21-0.
- 1/12/86**—Bears blank Los Angeles Rams, 24-0, in NFC Championship game at Soldier Field and advance to Super Bowl XX.
- 1/26/86**—Chicago sets seven Super Bowl records in first appearance including most points (46) and largest margin of victory (36) in 46-10 rout of the New England Patriots. The game was witnessed by record-setting number of viewers via tele-

vision worldwide. The next day the team was greeted by an estimated 500,000 people in a ticker-tape parade in downtown Chicago.

- 1986**—Bears capture third straight NFC Central title with 14-2 mark; defense allows NFL record-low 187 points. Bears lose divisional playoff game to Redskins, 27-13.
- 12/20/87**—Walter Payton plays final regular season game at Soldier Field (rushes for 79 yards and 2 TDs). "Walter Payton Day" is celebrated prior to game as club president Michael McCaskey retires jersey number 34.
- 1987**—Bears win fourth consecutive division title with 11-4 mark in strike-interrupted season. Team posts four straight winning seasons, a feat last accomplished by Bears between 1946-51. Redskins come back from 14-0 deficit to beat Bears 21-17 in playoffs.
- 1988**—Bears post 12-4 record (tied for best in NFL) and advance to NFC Championship game before losing to eventual Super Bowl Champion San Francisco. Bears finish five-year period (1984-88) with 62 wins—most by any NFL team ever in such a span.
- 12/3/89**—Kevin Butler connects on his 24th straight field goal to set an NFL record for consecutive field goals made.
- 12/24/89**—Richard Dent sacks Joe Montana and becomes the Bears' all-time sack leader with 82, surpassing Jim Osborne.

## - 1990s -

- 6/6/90**—Andy McKenna and Patrick G. Ryan, two Chicago businessmen, purchase approximately 20% (total) of the Bears from the McCaskeys.
- 1990**—Bears regain NFC Central Title with 11-5 mark, and beat the the Saints 16-6 in First Round playoff game before falling to eventual Super Bowl Champion NY Giants, 31-3, in Dan Hampton's final game.
- 12/8/91**—Mike Ditka wins his 100th regular season game as the Bears' head coach with a 27-13 victory over the Green Bay Packers at Soldier Field.
- 1991**—Chicago finishes 11-5 and earns a Wild Card berth in the playoffs. The Bears are upset in the First Round by the Dallas Cowboys, 17-13, at Soldier Field.
- 10/4/92**—Kevin Butler becomes the Bears all-time leading scorer with a 50-yard FG. He surpasses Walter Payton's 750 points.
- 12/13/92**—In Mike Singletary's final home game, the Bears upset AFC Central champion Pittsburgh Steelers, 30-6.
- 1/19/93**—Dave Wannstedt is hired as the 11th head coach in club history.
- 10/3/93**—The Bears play their 1,000th game in franchise history, shutting out the Atlanta Falcons in Soldier Field, 6-0.

### — 2000s —

- 10/31/94**—Dick Butkus' and Gale Sayers' jersey numbers (51 and 40) retired at halftime before a Monday night national audience.
- 12/24/94**—Kevin Butler becomes the first Bear to surpass the 1,000 point mark with his first quarter FG vs. New England.
- 11/1/95**—9-7 Bears earn a Wild Card berth and upset the Vikings with a 35-18 playoff win at Minnesota.
- 5/12/95**—Michael McCaskey announces plans for a new \$20 million state-of-the-art Bears' headquarters at the ground-breaking ceremony in Lake Forest.
- 1995**—Bears win final two games to finish 9-7 but are eliminated on final day as Falcons upset 49ers to earn last postseason spot.
- 3/3/97**—Bears move into Halas Hall at Conway Park, the team's state-of-the-art, 38-acre headquarters. All team operations are under one roof in Lake Forest, four miles west of the original Halas Hall.
- 11/23/97**—The Bears defeat the Tampa Bay Buccaneers 13-7 for the 600th win in team history. Chicago becomes the first NFL franchise to reach the 600-win plateau.
- 12/28/98**—Dave Wannstedt's coaching tenure ends after six seasons and a 41-57 record.
- 1/24/99**—Dick Jauron is hired as the 12th head coach in club history.
- 2/4/99**—Ted Phillips is named the fourth President and CEO in team history.
- 11/1/99**—Hall of Fame running back Walter Payton dies at the age of 45. The Bears name the Halas Hall indoor facility in his honor the following off-season.

- 6/12/01**—Jerry Angelo named first Bears general manager since the 1986 season.
- 2001**—Bears win NFC Central title in the final year of the division's existence. The Bears, Packers, Lions and Vikings will move into the NFC North with the addition of the League's 32nd team, the Houston Texans. The Bears finished the 2001 season with a 13-3 mark and reached the playoffs for the first time since 1994, losing to Philadelphia 31-19 in the final game at Soldier Field.
- 2002**—The Bears opened a new training camp home for the first time in 18 years, moving from Platteville, Wis., to the campus of Olivet Nazarene University in Bourbonnais, Ill., just 60 miles south of Chicago. The Bears also played each of their 10 home games at Memorial Stadium on the campus of the University of Illinois in Champaign while the new stadium at Soldier Field was being constructed.
- 9/29/03**—The Bears make their debut in the new Soldier Field against the Green Bay Packers on *Monday Night Football*, dropping a 38-23 decision to the Packers.
- 10/26/03**—The Bears defeat the Detroit Lions 24-16 at Soldier Field to become the first team in the NFL to win 650 games.
- 12/29/03**—Dick Jauron's coaching tenure ends after five seasons and a 35-46 record.
- 1/15/04**—Lovie Smith is hired as the 13th head coach in club history.

## BEARS IN THE RANKINGS

	OFFENSE			DEFENSE		
	Overall	Rush	Pass	Overall	Rush	Pass
1981	26 (289.6)	11 (135.7)	27 (153.9)	19 (337.1)	20 (134.1)	14 (203.0)
1982	26 (277.0)	18 (109.8)	23 (167.2)	16 (316.8)	5 (100.2)	21 (216.6)
1983	4 (386.8)	1 (170.4)	17 (216.3)	8 (320.8)	111 (125.0)	12 (195.8)
1984	7 (339.8)	1 (185.9)	26 (153.9)	1 (241.4)	1 (86.1)	2 (155.4)
1985	7 (364.8)	1 (172.6)	20 (192.3)	1 (258.4)	1 (82.4)	3 (176.0)
1986	7 (341.2)	1 (168.8)	20 (172.4)	1 (258.1)	2 (91.4)	2 (166.7)
1987	12 (336.3)	13 (130.3)	12 (206.0)	2 (281.0)	1 (94.2)	7 (186.8)
1988	11 (332.3)	3 (144.9)	20 (187.4)	2 (272.5)	1 (82.9)	9 (189.6)
1989	10 (335.9)	2 (142.9)	19 (193.0)	25 (358.1)	15 (118.6)	24 (239.5)
1990	13 (311.3)	2 (152.3)	28 (159.0)	6 (280.8)	7 (98.3)	10 (182.5)
1991	11 (316.8)	9 (121.8)	13 (195.0)	4 (281.7)	10 (98.8)	8 (182.9)
1992	8 (308.8)	10 (116.9)	14 (191.9)	17 (309.5)	21 (121.8)	15 (187.8)
1993	28 (232.3)	19 (104.8)	28 (127.5)	4 (290.8)	7 (114.7)	3 (176.1)
1994	23 (292.4)	15 (99.3)	21 (193.2)	13 (313.1)	13 (120.1)	5 (192.9)
1995	9 (354.6)	9 (120.6)	12 (233.9)	19 (340.1)	5 (90.1)	27 (250.1)
1996	21 (306.6)	16 (107.5)	19 (199.1)	12 (305.3)	11 (101.1)	14 (204.2)
1997	17 (311.7)	16 (109.1)	16 (202.6)	12 (305.5)	19 (116.1)	11 (189.4)
1998	21 (297.9)	17 (107.1)	23 (190.8)	14 (318.9)	19 (117.2)	15 (201.8)
1999	8 (345.2)	26 (86.7)	3 (258.5)	29 (356.5)	23 (117.6)	29 (238.9)
2000	23 (283.8)	21 (108.5)	23 (175.3)	16 (327.1)	19 (114.2)	17 (212.9)
2001	26 (293.4)	17 (108.9)	24 (184.5)	15 (311.2)	2 (82.1)	29 (229.1)
2002	29 (274.7)	32 (84.0)	24 (190.7)	25 (350.4)	26 (129.8)	24 (220.6)
2003	26 (273.8)	18 (110.2)	30 (163.6)	14 (309.2)	16 (116.6)	13 (192.6)



## GEORGE S. HALAS

February 2, 1895 – October 31, 1983



Leading the Chicago Bears for more than a half-century, George S. Halas, the team's founder and head coach for 40 years, was one of the most enduring personalities in sports history. Halas was active with the Bears starting in 1920 when he founded the team.

Halas was born and raised on Chicago's west side and prepped at Crane Tech High School before attending the University of Illinois. In Champaign, he earned a B.S. degree while lettering in football, basketball and baseball. After graduation in 1918, Halas joined the Navy for the first of two tours of duty. He was named Player of the Game in the 1919 Rose Bowl, playing end on the Great Lakes team that beat the Marines 17-0. A commander when he left active duty in 1946, Halas retired as a captain in the Naval Reserve. He was also awarded the Distinguished Citizens Award—the highest honor the Navy can bestow on a civilian.


After leaving the Navy, Halas played right field for the New York Yankees, but a hip injury shortened his baseball career. Halas went to work for a Decatur (IL) corn products firm owned by an enthusiastic sports fan, Mr. A.E. Staley, who sponsored a semi-pro baseball team, and later commissioned Halas to organize an independent football team.

**PRO CAREER:** As a player, Halas set an NFL record (which stood 49 years until 1972) when he took a Jim Thorpe fumble 98 yards for a TD in a 26-0 win over the Oorang Indians at Wrigley Field (11/4/23). He played end for the Bears from 1920-29 and was named to the NFL all-pro squad of the 20s.

**PRO COACHING CAREER:** Four times Halas interrupted his coaching activities by his own volition. He first turned over the leadership to Ralph Jones from 1930 through 1932. In 1942 when he left for the Navy, Luke Johnsos and "Hunk" Anderson shared head coaching responsibilities until '45. John "Paddy" Driscoll coached in 1956-57. Coincidentally, in '33 and again in '46 when Halas resumed coaching, his Bears won world championships.

During the 1940s, his teams reached the height of their power with four straight Western Conference titles; three world championships; a fantastic four-season record (including pre-season games) of 62-7-1 (.899); scored 2,164 points and allowed just 842. The 1940 team, which defeated the Washington Redskins 73-0 for the World Championship, was voted the greatest professional team of all-time by the National Academy of Sports Editors in 1963.

Resuming coaching in 1958, Halas needed five years to develop another champion, when in 1963 the Bears won their eighth championship. *The Sporting News*, AP, and UPI named him Coach of the Year after the 1963 and 1965 seasons. Halas retired from coaching on May 27, 1968, with a career record of 324-151-31. His win total was the best in NFL history until Don Shula broke the mark on 11/14/93. Halas is a charter member of the Pro Football Hall of Fame.



### HALAS' BEARS RECORDS

- Longest run with opponent's fumble: 98 yards, TD (11/4/23)

### NFL COACHING RECORDS

- Most consecutive wins (including post-season): 18 (1933-34)
- Most consecutive regular season victories: 17 (1933-34)
- Most World Champions: 6 (1921, 1933, 1940, 1941, 1946, 1963)

### BEARS COACHING RECORDS

- Most regular season wins: 318
- Most consecutive regular season victories: 17 (1933-34)
- Most consecutive wins (including post-season): 18 (1933-34)
- Most World Champions: 6 (1921, 1933, 1940, 1941, 1946, 1963)





### GEORGE S. HALAS, JR.

September 4, 1925 – December 16, 1979



"Mugs" Halas was an integral part of the Chicago Bears before his untimely death in 1979. The son of pro football founder George S. Halas, Mugs spent 30 years in pro football. He joined the Bears' front office in 1950, was named treasurer in 1953, and became president of the club in 1963. In his first season as president, the Bears were NFL champions. Mugs was the second of just four presidents in the franchise's 80-year history. He succeeded his father, George S. Halas, and was followed by Michael McCaskey and current president Ted Phillips. His numerous contributions on a league-level included membership on the executive committee of the NFL Management Council.

Mugs learned football at a young age, serving as a ball boy while growing up. He earned a business degree from Loyola in 1949, before entering pro football on a full-time basis. Mugs is remembered for his love and devotion to the game.



### EDWARD W. McCASKEY

April 27, 1919 – April 8, 2003



Edward (Ed) W. McCaskey served as an executive with the Bears for 36 years, serving as Chairman Emeritus of the club from 1999 until his death in 2003. He was the team's second Chairman of the Board, succeeding team founder George Halas in 1983 following 17 years as the team's Vice President and Treasurer. McCaskey married Halas' only daughter, Virginia, in 1943 and joined the team at Halas' request in 1967.

McCaskey was a popular figure within the NFL and was referred to by many as the "conscience" of the League, as well as a sounding board for many of its leaders. He contributed to numerous charitable and civic organizations on behalf of the Bears and served as the guiding force behind the Brian Piccolo Fund.



### WALTER PAYTON

July 25, 1954 – November 1, 1999



- Graduated from Jackson State
- Drafted 4th overall in 1975; Retired in 1987
- Held 16 NFL Records when he retired including the League's all-time leading rusher which was surpassed by Emmitt Smith in 2002
- Currently holds two NFL records
  - Consecutive seasons leading League in rushing attempts (4)
  - Most games, 100 yards or more rushing (77)
- Holds 28 Bears' Records (25 career, three postseason); Jersey #34 is retired
- Voted to nine Pro Bowls (1976, 78, 79, 80, 81, 84, 85, 86, 87)
- Elected to Hall of Fame, January 30, 1993; Inducted July 31, 1993

#### Payton's Pro Stats

Year	Rush	Yds	Avg	Lg	TD	Rec	Yds	Avg	Lg	TD	G-GS
1975 Bears	196	679	3.5	54	7	33	213	6.5	40	0	13-7
1976 Bears	311	1,390	4.5	60	13	15	149	9.9	34	0	14-14
1977 Bears	339	1,852	5.5	73	14	27	269	10.0	75	2	14-14
1978 Bears	333	1,395	4.2	76	11	50	480	9.5	61	0	16-16
1979 Bears	369	1,610	4.4	43	14	31	313	10.1	65	2	16-16
1980 Bears	317	1,460	4.6	69	6	46	367	8.0	54	1	16-16
1981 Bears	339	1,222	3.6	39	6	41	379	9.2	30	2	16-16
1982 Bears	148	596	4.0	26	1	32	311	9.7	40	0	9-9
1983 Bears	314	1,421	4.5	49	6	53	607	11.5	74	2	16-16
1984 Bears	381	1,684	4.4	72	11	45	368	8.2	31	0	16-16
1985 Bears	324	1,551	4.8	40	9	49	483	9.9	65	2	16-16
1986 Bears	321	1,333	4.2	41	8	37	382	10.3	57	3	16-16
1987 Bears	146	533	3.7	17	4	33	217	6.6	16	1	12-12
<b>Career</b>	<b>3,838</b>	<b>16,726</b>	<b>4.4</b>	<b>76</b>	<b>110</b>	<b>492</b>	<b>4,538</b>	<b>9.2</b>	<b>75</b>	<b>15</b>	<b>190-184</b>

Also: Career passing: 11-34-331, 8 TDs, and 5 int's.

Career punting: 1 for 39 yards (1975).

Career kickoff returns: 17 for 539 yards (31.7 avg.), no TDs.

#### Playoffs

Year	Rush	Yds	Avg	LG	TD	Rec	Yds	Avg	LG	TD	G-GS
1977 Bears	19	60	3.1	11	0	3	33	11.0	20	0	1-1
1979 Bears	16	67	4.2	12	2	3	52	17.3	31	0	1-1
1984 Bears	46	196	4.3	20	0	4	23	5.8	12	0	2-2
1985 Bears	67	186	2.8	12	0	8	52	6.5	19	0	3-3
1986 Bears	14	38	2.7	9	0	1	-2	-2.0	-2	0	1-1
1987 Bears	18	85	4.7	16	0	3	20	6.7	9	0	1-1
<b>Career</b>	<b>180</b>	<b>632</b>	<b>3.5</b>	<b>20</b>	<b>2</b>	<b>22</b>	<b>178</b>	<b>8.1</b>	<b>31</b>	<b>0</b>	<b>9-9</b>

Also: 3 kickoff returns for 57 yards in 1977.



Since the Hall of Fame opened in Canton, Ohio on Sept. 7, 1963, 221 NFL players and coaches have been inducted. On Aug. 3, 2002, Bears DE Dan Hampton became the 26th Chicago Bear enshrined in the Hall-of-Fame. The 26 honored Monsters of the Midway are the most of any team followed by Green Bay with 20.

### DOUG ATKINS Defensive End #81

**Inducted: 1982 BEARS: 12 seasons (1955-66) NFL: 17 seasons**  
 Three-time all-NFL (1960, 61, 62)...Eight-time Pro Bowler (1958-64; 66)...Named Outstanding Lineman in 1959 Pro Bowl...Cleveland's first-round pick in 1953 who came to Chicago in a 1955 trade with Browns...Joined Saints for final three seasons via 1967 trade...Conference track champion in the high-jump and scholarship basketball player at Tennessee.



Atkins

### GEORGE BLANDA Quarterback-Kicker #16, 22

**Inducted: 1981 BEARS: 10 seasons (1949-58) NFL: 26 seasons**  
 Concluded NFL career as all-time leader in seasons (26), games (340), points (2,002), PAT attempts (959), PATs (943), FG attempts (638), and interceptions (277)...Bears career record holder in consecutive games with a score (83), and consecutive extra points (156); fourth in club history with 541 points...Retired in 1959, but returned in 1960 to play seven seasons with Houston (1960-66) and nine with Oakland (1967-75)...Led Oilers to two AFL titles and was 1961 Player of the Year...Set NFL record with 68 pass attempts vs. Buf. (11/1/64)...Voted Male Athlete of the Year by AP in 1970...Finished 340-game career with 2,002 points, 4,007 attempts for 26,920 passing yards and 236 TDs...Retired one month shy of 49th birthday...Played college ball at Kentucky.



Blanda

### DICK BUTKUS Middle Linebacker #51

**Inducted: 1979 BEARS: 9 seasons (1965-73) NFL: 9 seasons**  
 Third pick of 1965 draft...Beat out incumbent middle linebacker Bill George...Denied Rookie of the Year honors when edged by teammate and fellow Hall of Fame enshrinee Gale Sayers...One of only six Bears to earn Pro Bowl honors each of their first three season in the League...Seven-time all-NFL...Bears all-time leader with 25 fumble recoveries (third in NFL history) and second with 47 turnovers (fumbles + interceptions)...Born and raised in Chicago; attended college at Illinois.



Butkus

### GEORGE CONNOR Tackle-Linebacker #71, 81

**Inducted: 1975 BEARS: 8 seasons (1948-55) NFL: 8 seasons**  
 First of the big, mobile outside linebackers...All-NFL five times – including 1951 and '52 on both offense and defense...Voted to first four Pro Bowls (1951-54)...Dramatic display in 1952 Pro Bowl when, late in the game with opposition deep in territory, he made a tackle-for-loss on first down, solo stop on second down, sacked QB on third down, and batted down fourth down pass in the endzone...Injuries forced retirement after 1955 season...All-America one year at Holy Cross and two seasons at Notre Dame.



Connor

**MIKE DITKA** **Tight End-Coach** **#89****Inducted: 1988 BEARS: Player (1961-66), Coach (1982-92) NFL: 17 seasons**

First tight end inducted to the Hall...Credited for changing the tight end from a "third tackle" to a receiving position...NFL Rookie of the Year in '61 with 56 receptions (still a Bears rookie record)...Voted to Pro Bowl following five seasons...His 427 career catches were most in NFL history by a tight end until Kellen Winslow broke the mark in 1980...Holds four Bears records including consecutive games with a reception (49)...Assistant coach for Dallas before being named Bears head coach on January 20, 1982...Guided team to 112 wins, six NFC Central titles, three NFC Championship games, and the Bears only Super Bowl victory...Bears first-round pick (fifth overall) in 1961 from Pittsburgh.

*Ditka***JOHN "PADDY" DRISCOLL** **Running Back** **#1, 20****Inducted: 1965 BEARS: 5 seasons (1920; 26-29) NFL: 10 seasons**

The NFL's first "franchise" player...Triple threat athlete who excelled at running, punting, and drop-kicking for field goals...Played with Chicago Cardinals (1920-25)...Scored 27 points in 1923 game vs. Rochester (four TDs, three PATs)...His 50-yard field goal in 1925 was NFL record for several years...Born in Evanston, IL, and attended Northwestern.

*Driscoll***JIM FINKS** **General Manager****Inducted: 1995 BEARS: 9 seasons (1974-82) NFL: 34 seasons**

One of the architects of the great Bears teams of the '80's. He joined the team just two days before the start of the 1974 season and spent the season evaluating the team's talent, including players, coaches and front office personnel. He served as Executive Vice President and General Manager with the Bears after breaking into the League as both cornerback and quarterback for the Steelers from 1949-55. After spending his first three seasons in the NFL in the defensive backfield, he switched back to quarterback in 1952 and was selected to play in the Pro Bowl in 1953. He also spent 10 seasons as GM at Minnesota (1964-73) and eight at New Orleans (1986-93).

*Finks***DANNY FORTMANN** **Guard** **#21****Inducted: 1965 BEARS: 8 seasons (1936-43) NFL: 8 seasons**

Ninth-round pick in NFL's first draft (1936)...As a rookie in 1936, at age 20, he was the league's youngest starter...Signal caller for linemen on offense and deadly tackler on defense...All-NFL from 1938-43...The Bears finished first five times, second twice, and third once during his eight years...Pursued medical studies at University of Chicago while playing with Bears...Played at Colgate.

*Fortmann***BILL GEORGE** **Linebacker** **#61, 72****Inducted: 1974 BEARS: 14 seasons (1952-65) NFL: 15 seasons**

Joined Bears in 1952 as "middle guard", but became league's first middle linebacker when he dropped off the line in 1954...All-NFL eight times in nine years...Voted to Pro Bowl eight straight seasons (1955-62)...Defensive signal caller final 10 seasons in Chicago...18 career interceptions...His 14 seasons tie for the most by a Bear player...Finished with Rams (1966)...Attended Wake Forest.

*George*



Grange

**HAROLD "RED" GRANGE** Running Back-Def. Back #77

**Inducted: 1963 BEARS: 7 seasons (1925; 29-34) NFL: 9 seasons**

Joined Bears on Thanksgiving, 1925—just 10 days following final college game...Attracted crowds of 70,000 at the Polo Grounds and 75,000 in LA Coliseum during 1925 "tour"—16 games in two months to showcase the Galloping Ghost...Left Bears for NY Yankees of AFL in 1926 which joined NFL the following season...Suffered knee injury vs. Bears in 1927, and missed entire '28 season...Rejoined Chicago in 1929, but was "ordinary" ball carrier...Developed into a good defensive back...All-NFL in 1931...Made TD-saving tackle in final seconds of 1933 Championship Game 23-21 win over NY Giants...Played college ball at Illinois.



Halas

**GEORGE HALAS** End-Coach-Owner #7

**Inducted: 1963 BEARS: 64 seasons (1920-83) NFL: 64 seasons**

(See bio on page 208.)



Hampton

**DAN HAMPTON** Defensive End #99

**Inducted: 2002 BEARS: 12 seasons (1979-90) NFL: 12 seasons**

A first-round draft choice (fourth overall) by the Bears in the 1979 draft, Hampton played for 12 seasons in Chicago and finished his career ranked third on the Bears all-time career sacks list with 82.0. "Danimal," as he was affectionately known by teammates and fans, played in 157 regular season games with 152 starts. He was named to the NFL Team of the '80's by the Pro Football Hall of Fame Board of Selectors and was a Pro Bowl performer four times during that decade (1980, 1982, 1984 and 1985), twice as a defensive end and two times as a defensive tackle. Hampton was named Defensive MVP by Pro Football Weekly in 1982 and started the first 48 games of his career where he established himself as a dominant pass rusher, recording 25 sacks during his first three seasons in the league.



Healey

**ED HEALEY** Tackle #16

**Inducted: 1964 BEARS: 6 seasons (1922-27) NFL: 8 seasons**

Acquired by Halas from Rock Island Independents (1920-22) in exchange for gate receipts (\$100) from late-season game in 1922...Ran more than 30 yards in 1924 to tackle his own teammate who was running the wrong way with an interception...Caught running back George Wilson from behind after hurdling several teammates in 1926 game vs. LA All-Stars...Termed "the most versatile tackle of all-time" by Halas...First president of Bear alumni association (1937)...Graduated from Dartmouth.



Hewitt

**BILL HEWITT** End #56

**Inducted: 1971 BEARS: 5 seasons (1932-36) NFL: 9 seasons**

Last helmetless player...Four-time all-NFL (1933, 34, 36, 37) and first to do so with two teams...Designed play to win 1933 NFL Championship: jump pass from fullback to Hewitt who caught and lateraled to another end...Played for Eagles (1937-39), missed 1940-42 seasons before returning with Philadelphia-Pittsburgh (1943)...Career: 101 catches for 1,606 yards and 25 TDs...Average player in high school and at Michigan.

**STAN JONES**
**Tackle-Guard**
**#78**
**Inducted: 1991 BEARS: 12 seasons (1954-65) NFL: 13 seasons**

Selected by Chicago in fifth-round of 1953 draft...Started at tackle; switched to guard in 1954 and became eight-time Pro Bowler (1956-62)...Played offense *and* defense in 1962 but played solely defense in 1963—when the Bears won the NFL Championship...One of the first pro football players to concentrate on weightlifting...Missed just two games in his first 11 seasons...Traded to Redskins (1966) as a favor from Halas so he could finish his career near his Rockville, Maryland home...College Lineman of the Year for 1953 National Champion Maryland Terrapins.


**Jones**
**SID LUCKMAN**
**Quarterback**
**#42**
**Inducted: 1965 BEARS: 12 seasons (1939-50) NFL: 12 seasons**

Obtained as second pick of 1939 draft...Bears all-time leader in yards (14,686), TDs (137), interceptions (132); second in attempts (1,744) and completions (904)...Club season record holder in QB rating (107.8 in 1943) and interceptions (31 in 1947)...Led Bears T-formation attack which won four NFL Titles including 73-0 blitzing of Washington in 1940 Championship...Five-time all-NFL and 1943 league MVP...Passed for record-tying seven TDs in 1943 game vs. Giants...Came out of Columbia University.


**Luckman**
**ROY "LINK" LYMAN**
**Tackle #2, 11, 12, 14, 77**
**Inducted: 1964 BEARS: 7 seasons (1926-34) NFL: 11 seasons**

Pioneered stunting, slanting, and shifting style defense...Began pro career with Canton (1922-23), winning two championships; moved to Cleveland where he again won a championship...Joined Frankford (1925) before finishing with Bears...Left Bears for 1929 season to play semi-pro ball and in 1932 to settle business problems...In his final two seasons Chicago won the NFL Championship (1933) and division (1934)...No high school ball (school had seven boys), but played at Nebraska.


**Lyman**
**GEORGE McAFEE Running Back-Def. Back #5, 33**
**Inducted: 1966 BEARS: 8 seasons (1940-41; 45-50)NFL: 8 seasons**

Eagles first-round choice in 1940 (second overall)...Immediately traded to Bears for four players...Career average 12.78 yards on 112 punt returns is still NFL record...Returned a kickoff 93 yards for TD in first pro game...Went into the Navy for WWII; returned in 1945...25 career interceptions...All-America at Duke.


**McAfee**
**GEORGE MUSSO Tackle-Guard-Def. Tackle #16**
**Inducted: 1982 BEARS: 12 seasons (1933-44) NFL: 12 seasons**

Signed by Halas for just \$90/game plus \$5 in expenses...Elected team captain in fourth season and kept the title remainder of career...First player to win all-NFL at two positions: tackle in 1935 and guard in 1937...College ball at Millikin.


**Musso**



Nagurski

**BRONKO NAGURSKI** Fullback-Tackle #3, 16

Inducted: 1963 BEARS: 9 seasons (1930-37; 43) NFL: 9 seasons

Powerful, punishing runner who was also a threat to pass...Retired after eight seasons (1937) for a more profitable wrestling career...Returned in 1943 when Bears were short of players (due to WWII)...Played mostly at tackle, but scored TD to put Bears ahead to stay in 1943 Championship game...10th in Bears career rushing...High school teams were winless...All American at Minnesota.



Payton

**WALTER PAYTON** Running Back #34

Inducted: 1993 BEARS: 13 seasons (1975-87) NFL: 13 seasons

(Payton's stats and bio on page 209.)



Sayers

**GALE SAYERS** Running Back #40

Inducted: 1977 BEARS: 7 seasons (1965-71) NFL: 7 seasons

Fourth pick of 1965 draft...Career: 991-4,956-39 rushing; 112-1,307-9 receiving; 91-2,781-6 kickoff returns; 28-391-2 punt returns...Had 77-yard PR, 93-yard KOR and 25-yard TD pass in first pre-season game...Amassed 2,272 net yards and a rookie-record 22 TDs including record-tying six TDs vs. SF in inaugural season...Picked Rookie of the Year over Butkus...Voted to five Pro Bowls (1966-70) and was Offensive MVP of three...Suffered right knee injury in 1968, but bounced back for second 1,000-yard season...Left knee injury in 1970 ended career...Led NFL in rushing in '66 and '69...20 100-yard rushing games...Fourth on Bears all-time rushing list...Averaged 5.0 yards per carry in career...Set 23 club records and seven NFL marks...Youngest player ever elected to the Hall (34 years old) and his effective playing time is also the shortest of any Hall of Famer...Star back at Kansas.



Singletary

**MIKE SINGLETARY** Linebacker #50

Inducted: 1998 BEARS: 12 seasons (1981-92) NFL: 12 seasons

Second round pick in 1981 draft (38th overall) after two-time consensus all-American career at Baylor...All-rookie honors from Pro Football Writers Assoc., UPI, Pro Football Weekly, and Football Digest...Selected to 10 straight Pro Bowls (1983-92), most ever by a Bear...Most starts by a defensive player in Bears history (172, second to Payton's 184 for most by any player)...Named to NFL Team of the Eighties by NFL Hall of Fame Board of Selectors...AP Defensive Player of the Year in 1985 and '88...1990 NFL Man of the Year for playing excellence and off-the-field community contributions...Defensive captain from 1983-1992...Finished as the team's first or second leading tackler in final 11 seasons...Missed just two games in 12 seasons (both in '86)...Finished career with 1,488 tackles, 19 sacks, seven interceptions...Wife, Kim, presented Mike at his induction.



Stydahar

**JOE STYDAHAR** Tackle #13, 18

Inducted: 1967 BEARS: 9 seasons (1936-42; 45-46) NFL: 9 seasons

First player ever drafted by Bears...All-NFL left tackle (1937-40)...Left for WWII (1943-44), but returned to lead Chicago to 1946 Championship...Star player at West Virginia.

**GEORGE TRAFTON**
**Center**
**#13**
**Inducted: 1964 BEARS: 13 seasons (1920-32) NFL: 13 seasons**

All-NFL center (unofficially) in eight of 13 seasons...Strong, tough, mean player—put four Rock Island players out of action in first 12 plays of a 1920 game...Notre Dame career was cut short when Knute Rockne caught him playing semi-pro ball.


**Trafton**
**CLYDE "BULLDOG" TURNER Center-Linebacker #66**
**Inducted: 1966 BEARS: 13 seasons (1940-52) NFL: 13 seasons**

First-round draft pick in 1940...Flawless snapper and excellent blocker who was all-NFL six times...Could also play guard or tackle...Led league in 1942 with eight interceptions at linebacker...Played running back in emergency situations, scored 48-yard TD in 1944...Had 96-yard interception return for TD in 1947...Played college ball for Hardin-Simmons.


**Turner**

In addition to the 26 Bears Hall of Famers, five other inductees spent part of their careers with Chicago:

Player	Position	With Bears	Other teams
Jim Conzelman	Quarterback	1920	Rock Island Independents, Milwaukee Badgers, Detroit Panthers, Providence Steam Rollers
Guy Chamberlin	End	1920-21	Canton Bulldogs, Cleveland Bulldogs, Frankford Yellow Jackets, Chi. Cardinals
Walt Kiesling	Guard	1934	Duluth Eskimos, Pottsville Maroons, Chi. Cardinals, Green Bay Packers, Pittsburgh Pirates
Bobby Layne	Quarterback	1948	NY Bulldogs, Detroit Lions, Pittsburgh Steelers
Alan Page	Defensive Tackle	1978-81	Minnesota Vikings

**PRO FOOTBALL HALL OF FAMERS BY FRANCHISE**

Hall of Famers are listed under all clubs on which they played. PRIMARY refers to the team or teams on which the Hall of Famer made his primary contribution to professional football. MINOR refers to Hall of Famer who spent only a minor portion of their career with a team.

TEAM	PRIMARY	MINOR	TEAM	PRIMARY	MINOR
Chicago Bears	26	5	Dallas Cowboys	7	6
Green Bay Packers	20	5	Minnesota Vikings	7	4
Pittsburgh Steelers	17	5	Kansas City Chiefs	7	4
New York Giants	16	9	San Diego Chargers	6	4
Washington Redskins	15	5	Tennessee Titans	5	4
Cleveland Browns	15	5	Buffalo Bills	5	1
St. Louis Rams	13	10	New York Jets	4	1
Oakland Raiders	12	5	New England Patriots	3	0
Detroit Lions	12	4	Denver Broncos	1	2
Arizona Cardinals	10	5	New Orleans Saints	1	4
San Francisco 49ers	10	2	Cincinnati Bengals	1	1
Indianapolis Colts	10	2	Seattle Seahawks	1	1
Miami Dolphins	8	0	Tampa Bay Buccaneers	1	0
Philadelphia Eagles	8	7	Atlanta Falcons	0	2

(since 1971 when Bears moved to Soldier Field)

Season	Capacity	Sold	Actual (games)	Average	Road (games)
1971	55,049	N/A	385,343 (7)	55,049	396,183 (7)
1972	55,701	N/A	389,907 (7)	55,701	406,556 (7)
1973	55,701	N/A	389,907 (7)	55,701	395,192 (7)
1974	55,753	N/A	389,117 (7)	55,588	372,530 (7)
1975	57,455	387,312	323,868 (7)	46,266	392,929 (7)
1976	57,359	401,123	351,812 (7)	50,258	438,338 (7)
1977	57,359	401,513	336,500 (7)	48,071	409,377 (7)
1978	57,359	458,872	385,976 (8)	48,247	455,542 (8)
1979	57,979	463,832	416,168 (8)	52,021	477,321 (8)
1980	64,154	513,232	464,897 (8)	58,112	486,954 (8)
1981	64,410	515,280	436,563 (8)	54,570	453,575 (8)
1982	65,793	249,354	183,626 (4)	45,107	293,501 (5)
1983	65,793	545,897	418,771 (8)	52,346	409,867 (8)
1984	65,793	516,347	462,159 (8)	57,769	444,496 (8)
1985	65,793	526,344	486,212 (8)	60,776	517,146 (8)
1986	66,030	528,240	495,484 (8)	61,935	478,025 (8)
1987	66,030	528,240	459,192 (8)	57,399	407,783 (7)
1988	66,946	535,568	494,093 (8)	61,761	489,476 (8)
1989	66,946	535,568	489,976 (8)	61,247	506,193 (8)
1990	66,946	535,568	481,018 (8)	60,127	534,440 (8)
1991	66,946	535,568	491,778 (8)	61,472	531,835 (8)
1992	66,950	535,600	478,507 (8)	59,813	529,769 (8)
1993	66,950	535,600	465,832 (8)	58,229	486,675 (8)
1994	66,944	535,552	468,015 (8)	58,502	520,294 (8)
1995	66,944	535,552	476,587 (8)	59,573	510,327 (8)
1996	66,944	535,552	456,348 (8)	57,044	490,590 (8)
1997	66,944	535,552	421,900 (8)	52,738	536,184 (8)
1998	66,944	535,552	429,607 (8)	53,701	462,012 (8)
1999	66,944	535,552	443,713 (8)	55,464	517,237 (8)
2000	66,944	535,552	435,259 (8)	54,407	545,132 (8)
2001	66,944	535,552	482,878 (8)	60,360	525,068 (8)
2002*	52,057	494,847	426,285 (8)	53,286	542,061 (8)
2003	61,500	492,304	444,340 (8)	55,543	546,662 (8)

\* Home games played at Memorial Stadium in Champaign, Ill. Capacity listed is NFL designated Chicago blackout number.

### Ten largest crowds to watch the Bears

Soldier Field			Road		
66,900	vs. NY Giants	9/5/93	100,470	at LA Rams	11/2/58
66,625**	vs. Philadelphia	10/2/89	83,501*	at LA Rams	12/17/50
66,475	vs. Minnesota	9/17/89	83,224**	at Cleveland	11/3/80
65,704**	vs. NY Giants	9/14/87	80,638	at Detroit	11/21/76
65,534*	vs. Philadelphia	12/31/88	80,456	at LA Rams	11/3/57
65,506	vs. LA Rams	10/29/89	80,366	at Buffalo	9/29/91
65,420	vs. Minnesota	9/23/90	80,156	at LA Raiders	9/30/90
65,293**	vs. San Francisco	10/24/88	80,024	at Buffalo	10/27/74
65,255**	vs. NY Jets	9/23/91	78,879	at Detroit	11/28/91
65,141*	vs. Washington	1/3/87	78,722**	at Cleveland	10/23/89

### Five smallest crowds to watch the Bears

29,157	vs. Green Bay	12/16/73	4,074†	at Philadelphia	10/4/87
32,113†	vs. Minnesota	10/11/87	34,350	at Baltimore	9/25/83
33,557	vs. Green Bay	12/11/77	36,816	at Tampa Bay	11/20/83
34,306	vs. Green Bay	12/10/78	38,642	at Cincinnati	12/10/95
35,052	vs. St. Louis	12/14/75	40,089	at Tennessee	10/25/98

\* playoff game; \*\* Monday Night Football; † strike game.

#### NOTES:

- Last non-sellout: September 9, 1984 vs. Denver (4,432 unsold).
- Heading into 2004, the Bears have 167 straight sellouts (158 regular season, nine playoffs).
- The Bears vs. All-Stars game on August 22, 1947 drew a crowd of 105,840 at Soldier Field, which was the largest crowd ever to watch any NFL game until August 15, 1994, when the Cowboys-Oilers pre-season game drew 112,376 at Azteca Stadium in Mexico City.
- The 1958 Bears-Rams crowd of 100,470 is the second-largest regular season game, trailing only the November 10, 1957 49ers-Rams game, which drew 102,368 fans.





# Annual Scoring Leaders

Year	Player	TD	PAT	FG	Pts
2003	Edinger, Paul	0	27	26	105
2002	Edinger, Paul	0	29	22	95
2001	Edinger, Paul	0	34	26	112
2000	Edinger, Paul	0	21	21	84
1999	Robinson, Marcus	9	0	0	54
1998	Jaeger, Jeff	0	27	21	90
1997	Jaeger, Jeff	0	20	21	83
1996	Jaeger, Jeff	0	23	19	80
1995	Butler, Kevin	0	45	23	114
1994	Butler, Kevin	0	24	21	87
1993	Butler, Kevin	0	21	27	102
1992	Butler, Kevin	0	34	19	91
1991	Butler, Kevin	0	32	19	89
1990	Butler, Kevin	0	36	26	114
1989	Anderson, Neal	15	0	0	90
1988	Butler, Kevin	0	37	15	82
1987	Butler, Kevin	0	28	19	85
1986	Butler, Kevin	0	36	28	120
1985*	Butler, Kevin	0	51	31	144
1984	Thomas, Bob	0	35	22	101
1983	Thomas, Bob	0	35	14	77
1982	Moorhead, Emery	5	0	0	30
1981	Roveto, John	0	19	10	49
1980	Thomas, Bob	0	35	13	74
1979	Payton, Walter	16	0	0	96
1978	Thomas, Bob	0	26	17	77
1977	Payton, Walter	16	0	0	96
1976	Payton, Walter	13	0	0	78
1975	Thomas, Bob	0	18	13	57
1974	Roder, Mirro	0	18	13	57
1973	Roder, Mirro	0	11	8	35
1972	Percival, Mac	0	26	12	62
1971	Percival, Mac	0	18	15	63
1970	Percival, Mac	0	28	20	88
1969	Percival, Mac	0	26	8	50
1968	Percival, Mac	0	25	25	100

Year	Player	TD	PAT	FG	Pts
1967	Sayers, Gale	12	0	0	72
1966	Leclerc, Roger	0	24	18	78
1965*	Sayers, Gale	22	0	0	132
1964	Morris, Johnny	10	0	0	60
1963	Ditka, Mike	8	0	0	48
1962	Leclerc, Roger	0	36	13	75
1961	Ditka, Mike	12	0	0	72
1960	Aveni, John	0	23	7	44
1959	Casares, Rick	12	0	0	72
1958	Galimore, Willie	12	0	0	72
1957	Blanda, George	1	23	14	71
1956	Casares, Rick	14	0	0	84
1955	Blanda, George	2	37	11	82
1954	Hill, Harlon	12	0	0	72
1953	Blanda, George	0	27	7	48
1952	Blanda, George	1	30	6	54
1951	Lujack, Johnny	7	10	0	52
1950	Lujack, Johnny	11	34	3	109
1949	Lujack, Johnny	2	42	1	57
1948	Lujack, Johnny	1	44	0	50
1947	Kavanaugh, Ken	13	0	0	78
1946	Gallarneau, Hugh	8	0	0	48
1945	Kavanaugh, Ken	6	0	0	36
1944	McLean, Ray	7	0	0	42
1943	Clark, Harry	10	0	0	60
1942	McLean, Ray	9	0	0	54
1941	McAfee, George	12	0	0	72
1940	McLean, Ray	4	1	0	25
1939	Manders, Jack	4	17	3	50
1938	Manders, Jack	3	10	3	37
1937*	Manders, Jack	5	15	8	69
1936	Manders, Jack	4	17	7	62
1935	Karr, William	6	0	0	36
1934*	Manders, Jack	3	31	10	79
1933	Manders, Jack	0	15	6	33

\*Led NFL

## NFC NORTH STANDINGS

	Overall record				Division record				Division Titles
	W	L	T	Pct	W	L	T	Pct	
Minnesota	218	189	1	.536	107	84	1	.560	00, 98, 94, 92, 89, 80, 78
Green Bay	214	190	4	.529	109	79	2	.579	03, 02, 97, 96, 95
BEARS	211	197	0	.517	103	88	0	.539	01, 91, 90, 88, 87, 86, 85, 84
Detroit	168	239	1	.413	84	109	0	.435	93, 83

- There was no division winner in 1982 because of a players' strike. The top eight teams from each conference advanced to the post-season. However, with a 5-3-1 mark, Green Bay had the best record.
- Tampa Bay left the division in 2002 to join the NFC South and compiled an overall record of 146-229-1 (.390) and a division mark of 67-110-1 (.374), winning Central Division titles in 1979, '81 and '99. The Bucs record is from the five-team NFC Central which formed in 1978 and ended in 2001 when the League moved to four teams in four geographical divisions (North, South, East and West) in both conferences.

### 2003 NFC NORTH DIVISION STANDINGS

	Overall record				Division record			
	W	L	T	Pct	W	L	T	Pct
Green Bay	10	6	0	.625	4	2	0	.667
Minnesota	9	7	0	.563	4	2	0	.667
BEARS	7	9	0	.438	2	4	0	.333
Detroit	5	11	0	.313	2	4	0	.133




# Annual Rushing Leaders

Year	Player	Yards	Att	TD	Year	Player	Yards	Att	TD
2003	Thomas, Anthony	1,024	244	6	1966*	Sayers, Gale	1,231	229	8
2002	Thomas, Anthony	721	214	6	1965	Sayers, Gale	867	166	14
2001	Thomas, Anthony	1,183	278	7	1964	Arnett, Jon	400	119	1
2000	Allen, James	1,120	290	2	1963	Marconi, Joe	446	118	2
1999	Enis, Curtis	916	287	3	1962	Marconi, Joe	406	89	5
1998	Bennett, Edgar	611	173	2	1961	Galimore, Willie	707	153	4
1997	Harris, Raymont	1,033	275	10	1960	Casares, Rick	566	160	5
1996	Harris, Raymont	748	194	4	1959	Casares, Rick	699	177	10
1995	Salaam, Rashaan	1,074	296	10	1958	Casares, Rick	651	176	2
1994	Tillman, Lewis	899	275	7	1957	Casares, Rick	700	204	6
1993	Anderson, Neal	646	202	4	1956*	Casares, Rick	1,126	234	12
1992	Anderson, Neal	582	156	5	1955	Casares, Rick	672	125	4
1991	Anderson, Neal	747	210	6	1954	Jagade, Chick	498	157	3
1990	Anderson, Neal	1,078	260	10	1953	Morrison, Fred	307	95	2
1989	Anderson, Neal	1,275	274	11	1952	Morrison, Fred	367	95	3
1988	Anderson, Neal	1,106	249	12	1951	Dottley, John	670	127	3
1987	Anderson, Neal	586	129	3	1950	Gulyanics, George	571	146	2
1986	Payton, Walter	1,333	321	8	1949	Gulyanics, George	452	102	5
1985	Payton, Walter	1,551	324	9	1948	Gulyanics, George	439	119	4
1984	Payton, Walter	1,684	381	11	1947	Osmanski, Joe	328	64	1
1983	Payton, Walter	1,421	314	6	1946	Gallarneau, Hugh	476	112	6
1982	Payton, Walter	596	148	1	1945	Margarita, Bob	497	112	3
1981	Payton, Walter	1,222	339	6	1944	Margarita, Bob	463	88	4
1980	Payton, Walter	1,460	317	6	1943	Clark, Harry	556	120	3
1979	Payton, Walter	1,610	369	14	1942	Famiglietti, Gary	503	118	8
1978	Payton, Walter	1,395	333	11	1941	McAfee, George	474	65	6
1977*	Payton, Walter	1,852	339	14	1940	Nolting, Ray	373	78	1
1976	Payton, Walter	1,390	311	13	1939*	Osmanski, Bill	699	121	7
1975	Payton, Walter	679	196	7	1938	Nolting, Ray	297	63	2
1974	Grandberry, Ken	475	144	2		Francis, Sam	297	85	3
1973	Garrett, Carl	655	175	5	1937	Nolting, Ray	424	106	2
1972	Douglass, Bobby	968	141	8	1936	Nagurski, Bronko	529	122	3
1971	Shy, Don	420	116	2	1935	Ronzani, Gene	356	79	2
1970	Montgomery, Ross	229	62	0	1934*	Feathers, Beattie	1,004	119	8
1969*	Sayers, Gale	1,032	236	8	1933	Nagurski, Bronko	533	128	1
1968	Sayers, Gale	856	138	2					
1967	Sayers, Gale	880	186	7					

\*Led NFL.

## TRAIN TRACKS

Following a season-high 141-yard rushing performance by **Anthony Thomas** against Washington (12/21) last season, the third-year running back reasserted his role as one of the team's top offensive weapons. He eclipsed the 1,000-yard mark for the second time of his three-year career (1,024 yards on 244 carries) despite missing three games due to injury and illness, becoming just the fourth repeat 1,000-yard rusher in Bears history following Gale Sayers (2), Walter Payton (10) and Neal Anderson (3). Thomas ranked 17th in the NFL (sixth in the NFC) in rushing yards. During a four-game stretch (9/29 vs. GB through 11/2 vs. SD) he averaged 110.0 yards per game and fell four-yards shy in one game of having four-straight 100-yard outings. Thomas finished the campaign as one of only 18 NFL players to rush for over 1,000 yards in 2003, and one of just seven in the NFC.



## Annual Passing Leaders

Year	Player	Att	Cmp	Yards	TD	Int	Rating
2003	Stewart, Kordell	251	126	1,418	7	12	56.8
2002	Miller, Jim	314	180	1,944	13	9	77.5
2001	Miller, Jim	395	228	2,299	13	10	74.9
2000	McNown, Cade	280	154	1,646	8	9	68.5
1999	Matthews, Shane	275	167	1,645	10	6	80.6
1998	Kramer, Erik	250	151	1,823	9	7	83.1
1997	Kramer, Erik	477	275	3,011	14	14	74.0
1996	Krieg, Dave	377	226	2,278	14	12	76.3
1995	Kramer, Erik	522	315	3,838	29	10	93.5
1994	Walsh, Steve	343	208	2,078	10	8	77.9
1993	Harbaugh, Jim	325	200	2,002	7	11	72.1
1992	Harbaugh, Jim	358	202	2,486	13	12	76.2
1991	Harbaugh, Jim	478	275	3,121	15	16	73.7
1990	Harbaugh, Jim	312	180	2,178	10	6	81.9
1989	Tomczak, Mike	306	156	2,058	16	16	68.2
1988	McMahon, Jim	192	114	1,346	6	7	76.0
1987	McMahon, Jim	210	125	1,639	12	8	87.4
1986	McMahon, Jim	150	77	995	5	8	61.4
1985	McMahon, Jim	313	178	2,392	18	11	82.8
1984	McMahon, Jim	143	85	1,146	8	2	97.8
1983	McMahon, Jim	295	175	2,184	12	13	77.7
1982	McMahon, Jim	210	120	1,501	9	7	80.1
1981	Evans, Vince	436	195	2,354	11	20	51.0
1980	Evans, Vince	278	148	2,039	11	16	66.1
1979	Phipps, Mike	255	134	1,535	9	8	69.7
1978	Avellini, Bob	264	141	1,718	5	16	54.6
1977	Avellini, Bob	293	194	2,004	11	18	61.7
1976	Avellini, Bob	271	118	1,580	8	15	49.7
1975	Huff, Gary	205	114	1,083	3	9	57.1
1974	Huff, Gary	283	142	1,663	6	17	50.4
1973	Douglass, Bobby	174	81	1,057	5	7	59.2
1972	Douglass, Bobby	198	75	1,246	9	12	49.5
1971	Douglass, Bobby	225	91	1,164	7	15	38.7
1970	Concannon, Jack	385	194	2,130	16	18	61.6
1969	Concannon, Jack	160	87	1,783	4	8	31.3
1968	Concannon, Jack	143	71	715	5	9	49.8
1967	Concannon, Jack	186	92	1,260	6	14	51.0
1966	Bukich, Rudy	309	147	1,858	10	21	49.1
1965*	Bukich, Rudy	312	176	2,641	20	9	93.6
1964	Bukich, Rudy	160	99	1,099	12	7	89.0
1963	Wade, Bill	356	192	2,301	15	12	73.8
1962	Wade, Bill	412	225	3,172	18	24	70.2
1961	Wade, Bill	250	139	2,258	22	13	93.7
1960	Brown, Ed	149	59	1,079	7	11	50.1
1959	Brown, Ed	247	125	1,881	13	10	77.0
1958	Brown, Ed	218	102	1,418	10	17	51.0
1957	Brown, Ed	185	84	1,321	6	16	44.5
1956*	Brown, Ed	168	96	1,667	11	12	83.1
1955	Brown, Ed	164	85	1,307	9	10	71.4
1954	Bratkowski, Zeke	130	67	1,087	8	17	60.9
1953	Blanda, George	362	169	2,164	14	24	51.3
1952	Romanik, Steve	126	49	772	4	11	34.5
1951	Lujack, Johnny	176	85	1,295	3	8	59.9
1950	Lujack, Johnny	254	121	1,731	4	21	40.9
1949	Lujack, Johnny	312	162	2,658	23	22	75.9
1948	Luckman, Sid	163	89	1,047	13	14	65.2
1947	Luckman, Sid	323	176	2,712	24	31	67.6

Year	Player	Att	Cmp	Yards	TD	Int	Rating
1946*	Luckman, Sid	229	110	1,826	17	16	70.8
1945†	Luckman, Sid	217	117	1,725	14	10	82.6
1944	Luckman, Sid	143	71	1,018	11	11	66.8
1943*	Luckman, Sid	202	110	2,194	28	12	107.8
1942	Luckman, Sid	105	57	1,023	10	13	80.0
1941*	Luckman, Sid	119	68	1,181	9	6	95.5
1940	Luckman, Sid	105	48	941	4	9	60.7
1939	Masterson, Bernie	113	44	914	5	9	49.6
1938	Masterson, Bernie	112	46	848	7	9	55.6
1937	Masterson, Bernie	72	26	615	6	7	55.8
1936	Molesworth, Keith	31	15	188	4	4	67.7
1935	Masterson, Bernie	44	18	456	5	4	79.4
1934	Ronzani, Gene	32	15	150	3	0	91.9
1933	Molesworth, Keith	50	19	433	3	4	56.5

\*Led NFL; †Tied for NFL lead.



## Highest Quarterback Ratings

	Season	Att	Cmp	Yards	Pct	Y/Att	TD	TD%	Int	Int%	Rate	
1	Sid Luckman	1943	202	110	2,194	54.5	10.86	28	13.9	12	5.9	107.8
2	Jim McMahon	1984	143	85	1,146	59.4	8.01	8	5.6	2	1.4	97.8
3	Sid Luckman	1941	119	68	1,181	57.1	9.92	9	7.6	6	5.0	95.5
4	Bill Wade	1961	250	139	2,258	55.6	9.03	22	8.8	13	5.2	93.7
5	Rudy Bukich	1965	312	176	2,641	56.4	8.46	20	6.4	9	2.9	93.6
6	Erik Kramer	1995	522	315	3,838	60.3	7.35	29	5.6	10	1.9	93.5
7	Rudy Bukich	1964	160	99	1,099	61.9	6.87	12	7.5	7	4.4	89.0
8	Jim McMahon	1987	210	125	1,639	59.5	7.80	12	5.7	8	3.8	87.4
9	Jim Miller	1999	174	110	1,242	63.2	7.14	7	4.0	6	3.4	83.5
10	Erik Kramer	1998	250	151	1,823	60.4	7.29	9	3.6	7	2.8	83.1
11	Ed Brown	1956	168	96	1,667	57.1	9.92	11	6.5	12	7.1	83.1
12	Jim McMahon	1985	313	178	2,392	58.1	7.64	15	4.8	11	3.5	82.8
13	Sid Luckman	1945	217	117	1,725	53.9	7.95	14	6.5	10	4.6	82.6
14	Jim Harbaugh	1990	312	180	2,178	57.7	6.98	10	3.2	6	1.9	81.9
15	Shane Matthews	1999	275	167	1,645	60.7	5.98	10	3.6	6	2.2	80.6
16	Jim McMahon	1982	210	120	1,501	57.1	7.15	9	4.3	7	3.3	80.1
17	Sid Luckman	1942	105	57	1,023	54.3	9.74	10	9.5	13	12.4	80.0

For QB rating formula, see page 69.

## COLD-WEATHER GAMES

Chicago has a reputation for its brisk lakefront weather, and both Wrigley Field and Soldier Field have hosted at least a few knee-knocking games. However, the NFL Record & Fact Book lists the four coldest NFL games on record, none of which were in Chicago. The four coldest:

- **-13 degrees (-48 wind chill):** 12-31-67, Lambeau Field, Green Bay; NFL Championship Game (Packers 21, Cowboys 17).
- **-9 degrees (-59 wind chill):** 1-10-82, Riverfront Stadium, Cincinnati; AFC Championship (Bengals 27, Chargers 7).
- **0 degrees (-32 wind chill):** 1-15-94, Rich Stadium, Orchard Park, NY; AFC Divisional Playoff (Bills 29, LA Raiders 23).
- **1 degree (wind chill not recorded):** 1-4-81, Cleveland Stadium; AFC Divisional Playoff (Oakland Raiders 14, Browns 12).

Here are the temperatures for a few famed inclement weather games in the Windy City:

- **54 degrees (Rain, fog, S wind 15 mph):** Sayers 6 TD game, 12-12-65, Wrigley Field (Bears 61, 49ers 20)
- **39 degrees (W wind 23 mph):** NFC Championship, 1-12-86, Soldier Field (Bears 24, LA Rams 0)
- **29 degrees (SW wind 5 mph):** "Fog Bowl" Playoff Game, 12-31-88, Soldier Field (Bears 20, Eagles 12)
- **20 degrees (NW wind 23 mph):** Regular Season Finale, (Bears must win by 30+ points for playoff berth), 12-16-79, Soldier Field (Bears 42, St. Louis Cardinals 6)
- **14 degrees (W wind 13 mph):** Divisional Playoff game, 1-5-86, Soldier Field (Bears 21, Giants 0)
- **11 degrees (W wind 11 mph):** NFL Championship Game, 12-29-63, Wrigley Field (Bears 14, Giants 10)



## Annual Receiving Leaders

### — RECEPTIONS —

Year	Player	No	Yards	TD
2003	Booker, Marty	52	715	4
2002	Booker, Marty	97	1,189	6
2001	Booker, Marty	100	1,071	8
2000	Robinson, Marcus	55	738	5
	Kennison, Eddie	55	549	2
1999	Engram, Bobby	88	947	4
1998	Engram, Bobby	64	987	5
1997	Proehl, Ricky	58	753	7
1996	Conway, Curtis	81	1,049	7
1995	Graham, Jeff	82	1,301	4
1994	Graham, Jeff	68	944	4
1993	Waddle, Tom	44	552	1
1992	Davis, Wendell	54	734	2
1991	Davis, Wendell	61	945	6
1990	Muster, Brad	47	452	0
1989	Anderson, Neal	50	434	4
1988	McKinnon, Dennis	45	704	3
1987	Anderson, Neal	47	467	3
1986	Gault, Willie	42	818	5
1985	Payton, Walter	49	483	2
1984	Payton, Walter	45	368	0
1983	Payton, Walter	53	607	2
1982	Suhey, Matt	36	333	0
1981	Payton, Walter	41	379	2
1980	Payton, Walter	46	367	1
1979	Williams, Dave	42	354	5
1978	Payton, Walter	50	480	0
1977	Scott, James	50	809	3
1976	Harper, Roland	29	291	1
1975	Rather, Bo	39	685	2
1974	Wade, Charlie	39	683	1
1973	Garrett, Carl	23	292	0
1972	Thomas, Earl	20	365	3
1971	Farmer, George	46	737	5
1970*	Gordon, Dick	71	1,026	13
1969	Wallace, Bob	47	553	5

Year	Player	No	Yards	TD
1968	Gordon, Dick	29	477	4
1967	Gordon, Dick	31	534	5
1966	Sayers, Gale	34	447	2
1965	Morris, Johnny	53	846	4
1964*	Morris, Johnny	93	1,200	10
1963	Ditka, Mike	59	794	8
1962	Ditka, Mike	58	904	5
	Morris, Johnny	58	889	5
1961	Ditka, Mike	56	1,076	12
1960	Dewveall, Willard	43	804	5
1959	Dooley, Jim	41	580	3
1958	McCull, Bill	35	517	8
1957	Dooley, Jim	37	530	1
1956	Hill, Harlon	47	1,128	11
1955	Hill, Harlon	42	789	9
1954	Hill, Harlon	45	1,124	12
1953	Dooley, Jim	53	841	4
1952	Schroeder, Gene	39	660	6
1951	Hoffman, John	28	394	2
1950	Keane, Jim	36	433	0
1949	Keane, Jim	47	696	6
1948	Keane, Jim	30	414	3
1947*	Keane, Jim	64	910	10
1946	Kavanaugh, Ken	18	337	5
1945	Wilson, George	28	259	3
1944	Wilson, George	24	265	4
1943	Clark, Harry	23	535	7
1942	McLean, Ray	19	571	8
1941	Plasman, Dick	14	283	0
1940	Kavanaugh, Ken	12	276	3
1939	Plasman, Dick	19	403	3
1938	Karr, Bill	14	253	4
1937	McDonald, Lester	11	179	4
1936	Hewitt, Bill	15	358	6
1935	Johnsos, Luke	19	298	4
1934	Hewitt, Bill	10	151	5
1933	Hewitt, Bill	16	273	2
1932	Johnsos, Luke	24	321	2

\*Led NFL

## CONTRACT EXPIRATION

2004 — Abdullah, A. Brown, Edwards, Gandy, Gibson, Gilmore, Golden, Gray, R. Johnson, Keathley, Knight, McMillon, Merritt, Metcalf, Peterson, Tafoya, Thomas, Warner, Williams

2005 — Anderson, Anelli, Azumah, Barnard, Aaron Boone, Elliott, Forde, Forsey, Fryzel, Hicks, Hill, Hillenmeyer, Idonije, D. Jones, Lyman, Mannelly, Maynard, Mitchell, Odum, O'Donnell, Quinn, Reese, Reid, Rumishek, Schumacher, Terrell, Washburn, Worrell

2006 — Alfonso Boone, Briggs, R. Brown, Colombo, Gage, T. Johnson, LaFavor, McKie, McQuarters, Robinson, Scott, Wade

2007 — Edinger, Grossman, B. Johnson, T. Jones, Kreutz, Tillman

2008 — Booker, M. Brown, Clark, Green, Haynes, Tucker

2009 — Tait

2011 — Urlacher

• Draftees Harris, Johnson, Berrian, Vasher, Joe, Harriott, Krenzel and Marshall were unsigned at press time.

• When a player is waived and re-signed to the practice squad, that contract expires after the 2004 (i.e., current) season.



# Annual Receiving Leaders

— YARDS —

Year	Player	Yards	No	TD
2003	Booker, Marty	715	52	4
2002	Booker, Marty	1,189	97	7
2001	Booker, Marty	1,071	100	8
2000	Robinson, Marcus	738	55	5
1999	Robinson, Marcus	1,400	84	9
1998	Ingram, Bobby	987	64	5
1997	Proehl, Ricky	753	58	7
1996	Conway, Curtis	1,049	81	7
1995	Graham, Jeff	1,301	82	4
1994	Graham, Jeff	944	68	4
1993	Waddle, Tom	552	44	1
1992	Davis, Wendell	734	54	2
1991	Davis, Wendell	945	61	6
1990	Davis, Wendell	572	39	3
1989	Morris, Ron	486	30	1
1988	McKinnon, Dennis	704	45	3
1987	Gault, Willie	705	35	7
1986	Gault, Willie	818	42	5
1985	Gault, Willie	704	33	1
1984	Gault, Willie	587	34	6
1983	Gault, Willie	836	40	8
1982	Moorehead, Emery	363	30	5
1981	Margerum, Ken	584	39	1
1980	Scott, James	696	36	3
1979	Baschnagel, Brian	452	30	2
1978	Scott, James	759	42	5
1977	Scott, James	809	50	3
1976	Scott, James	512	26	6
1975	Rather, Bo	685	39	2
1974	Wade, Charles	683	39	1
1973	Thomas, Earl	343	24	4
1972	Farmer, George	380	14	2
1971	Farmer, George	737	46	5
1970	Gordon, Dick	1,026	71	13
1969	Wallace, Bob	553	47	5
1968	Gordon, Dick	477	29	4

Year	Player	Yards	No	TD
1967	Gordon, Dick	534	31	5
1966	Jones, Jimmie	504	28	5
1965	Morris, Johnny	846	53	4
1964*	Morris, Johnny	1,200	93	10
1963	Ditka, Mike	794	59	8
1962	Ditka, Mike	904	58	5
1961	Ditka, Mike	1,076	56	12
1960	Dewveall, Willard	804	43	5
1959	Dooley, Jim	580	41	3
1958	McColl, Bill	517	35	8
1957	Dooley, Jim	530	37	1
1956	Hill, Harlon	1,128	47	11
1955	Hill, Harlon	789	42	9
1954	Hill, Harlon	1,124	45	12
1953	Dooley, Jim	841	53	4
1952	Schroeder, Gene	660	39	6
1951	Schroeder, Gene	461	24	3
1950	Keane, Jim	433	36	0
1949	Keane, Jim	696	47	6
1948	Keane, Jim	414	30	3
1947	Keane, Jim	910	64	10
1946	McLean, Ray	348	17	2
1945	Kavanaugh, Ken	539	35	6
1944	McLean, Ray	414	19	5
1943	Clark, Harry	535	23	7
1942	McLean, Ray	571	19	8
1941	Kavanaugh, Ken	314	11	6
1940	Kavanaugh, Ken	276	12	3
1939	Plasman, Dick	403	19	3
1938	Karr, Bill	253	14	4
1937	Manske, Eggs	225	9	3
1936	Hewitt, Bill	358	15	6
1935	Johnsos, Luke	298	19	4
1934	Hewitt, Bill	151	10	5
1933	Hewitt, Bill	273	16	2
1932	Johnsos, Luke	321	24	2

\*Led NFL

## BEARS BIRTHDAYS DURING THE SEASON

day	SEPTEMBER	age	day	NOVEMBER	age	day	DECEMBER	age
1	Jerry Azumah	27	1	Charles Hill	24	3	Qasim Mitchell	25
6	Joe Tafoya	26	4	Brooks Barnard	25	6	Mike Green	28
13	Michael Haynes	24	7	Anthony Thomas	27	7	Tank Johnson	23
21	John Gilmore	25	8	Ian Scott	23	8	Derrick Ballard	23
26	Todd McMillon	30	12	Lance Briggs	24	8	Alain Kashama	25
27	Aaron Gibson	27	17	Israel Idonije	24	14	Joe Odom	25
			17	Nathan Vasher	23	14	Cameron Worrell	25
			27	Tron LaFavor	25	18	Todd Johnson	26
day	OCTOBER	age				19	Jerry Schumacher	24
5	Jamin Elliott	25				20	Rex Tucker	28
8	Marc Colombo	26				21	R.W. McQuarters	28
26	Leon Joe	23				27	Bernard Berrian	24
28	Hunter Hillenmeyer	24						
29	Andre Forde	24						



# Annual Punt Return Leaders

Year	Player	No	Yds	Avg
2003	McQuarters, R.W.	37	452	12.2
2002	Johnson, Leon	28	288	10.3
2001	Johnson, Leon	28	255	9.1
2000	Milburn, Glyn	35	300	8.6
1999	Milburn, Glyn	30	346	11.5
1998	Milburn, Glyn	25	291	11.6
1997	Hughes, Tyrone	36	258	7.2
1996	Engram, Bobby	31	282	9.1
1995	Graham, Jeff	23	183	8.0
1994	Graham, Jeff	15	140	9.3
1993	Obee, Terry	35	289	8.3
1992	Woolford, Donnell	12	127	10.6
1991	Bailey, Johnny	36	281	7.8
1990	Bailey, Johnny	36	399	11.1
1989	Green, Mark	16	141	8.8
1988	McKinnon, Dennis	34	277	8.1
1987	McKinnon, Dennis	40	405	10.1
1986	Barnes, Lew	57	482	8.5
1985	Taylor, Ken	25	198	7.9
1984	Fisher, Jeff	58	492	8.5
1983	McKinnon, Dennis	34	316	9.3
1982	Fisher, Jeff	9	65	7.2
1981	Fisher, Jeff	43	509	11.8
1980	Walterscheid, Lenny	33	239	7.2
1979	Schubert, Steve	25	238	9.5
1978	Schubert, Steve	27	229	8.5
1977	Schubert, Steve	31	291	9.4
1976	Livers, Virgil	28	205	7.3
1975	Livers, Virgil	42	456	10.9
1974	Hill, Ike	33	183	5.5
1973	Hill, Ike	36	204	5.7
1972	Smith, Ron	26	163	6.3

Year	Player	No	Yds	Avg
1971	Smith, Ron	26	194	7.5
1970	Cole, Linzy	14	83	5.9
1969	Lyle, Garry	12	78	6.5
1968	Turner, Cecil	9	19	2.1
1967	Gordon, Dick	12	82	6.8
1966	Arnett, Jon	15	58	3.9
1965	Sayers, Gale	16	238	14.9
1964	Arnett, Jon	19	188	9.9
1963	Morris, Johnny	16	164	10.3
1962	Morris, Johnny	20	208	10.4
1961	Morris, Johnny	23	155	6.7
1960	Morris, Johnny	13	75	5.8
1959*	Morris, Johnny	14	171	12.2
1958	Morris, Johnny	14	96	6.9
1957	Drzewiecki, Ron	22	64	2.9
1956	Jeter, Perry	6	66	11.0
	Smith, Ray	6	66	11.0
1955	Drzewiecki, Ron	20	100	5.0
1954	Stone, Billy	14	40	2.9
1953	Macon, Ed	17	68	4.0
1952	White, Wilford	23	117	5.1
1951	White, Wilford	14	131	9.4
1950	McAfee, George	33	284	8.6
1949	McAfee, George	24	279	11.6
1948*	McAfee, George	30	417	13.9
1947	McAfee, George	18	261	14.5
1946	Gallarneau, Hugh	10	99	9.9
1945	Margarita, Bob	7	66	9.4
1944	Grygo, Al	11	100	9.1
1943	Clark, Harry	10	158	15.8
1942	Gallarneau, Hugh	9	101	11.2
1941	McAfee, George	5	158	31.6

## COME-FROM-BEHIND WINS (Regular season only)

Year	Wins	Never trailed	Largest Deficit		8-10	11+
			1-3	4-7		
1980	7	5			1	14 pts. at Det
1981	6	3	1	2		
1982	3	2				11 pts. vs. Det
1983	8	4	1	3		
1984	10	4	4	2		
1985	15	9	1	1	2	12 pts. vs. TB; 14 pts. at TB
1986	14	7	3	2	2	
1987	11	5	1	3		14 pts. vs. KC; 20 pts. at TB
1988	12	7	3	2		
1989	6	4	1	1		
1990	11	5	3	3		
1991	11	2	3	5	1	
1992	5	4		1		
1993	7	5		1		11 pts. at KC
1994	9	4	2	3		
1995	9	5	1	3		
1996	7	2	2	2		14 pts vs. Oak
1997	4	2		1		15 pts at Mia
1998	4	2		1		17 pts vs. Det
1999	6		4	1	1	
2000	5	3		1	1	
2001	13	7		3	1	19 pts. vs. SF; 14 pts. vs. Cle
2002	4	1		1	2	
2003	7	4		2		15 pts. vs. Oak

### Annual Kickoff Return Leaders

Year	Player	No	Yds	Avg	Year	Player	No	Yds	Avg
2003	Azumah, Jerry	41	1,191	29.0	1970	Turner, Cecil	23	752	32.7
2002	Merritt, Ahmad	45	1,029	22.9	1969	Sayers, Gale	14	339	24.2
2001	Denson, Autry	23	534	23.2	1968	Turner, Cecil	20	363	18.2
2000	Milburn, Glyn	63	1,468	23.3	1967	Sayers, Gale	16	603	37.7
1999	Milburn, Glyn	61	1,426	23.4	1966*	Sayers, Gale	23	718	31.2
1998	Milburn, Glyn	62	1,550	25.0	1965	Sayers, Gale	21	660	31.4
1997	Hughes, Tyrone	43	1,008	23.4	1964	Martin, Billy	24	534	22.3
1996	Jackson, Jack	27	619	22.9	1963	Bull, Ronnie	7	105	15.0
1995	Lewis, Nate	42	904	21.5	1962	Martin, Billy	25	515	20.6
1994	Lewis, Nate	35	874	25.0	1961	Bivins, Charles	25	669	26.7
1993	Conway, Curtis	21	450	21.4	1960	Galimore, Willie	12	292	24.3
1992	Lewis, Darren	23	511	22.2	1959	Morris, Johnny	17	438	25.8
1991	Bailey, Johnny	16	311	19.4	1958	Morris, Johnny	16	399	24.9
1990	Bailey, Johnny	23	363	15.8	1957	Drzewiecki, Ron	13	315	24.2
1989	Gentry, Dennis	28	667	23.8	1956	Bingham, Don	17	444	26.1
1988	Gentry, Dennis	27	578	21.4	1955	Drzewiecki, Ron	25	591	23.6
1987	Gentry, Dennis	25	621	24.8	1954	Jagade, Chick	11	195	17.7
1986*	Gentry, Dennis	20	576	28.8	1953	Macon, Ed	13	373	28.7
1985	Gault, Willie	22	577	26.2	1952	Macon, Ed	9	299	33.2
1984	Cameron, Jack	26	485	18.7	1951	Morrison, Fred	13	353	27.2
1983	Gault, Willie	13	276	21.2	1950	Hunsinger, Chuck	23	343	14.9
1982	Watts, Rickey	14	330	23.6	1949	Dreyer, Fred	13	338	26.0
1981	Williams, Dave	23	486	21.1	1948	Minini, Frank	12	370	30.8
1980	Williams, Dave	27	666	24.7	1947	Minini, Frank	11	261	23.7
1979	Walterscheid, Lenny	19	427	22.5	1946	Osmanski, Bill	8	203	25.4
1978	Baschnagel, Brian	20	455	22.8	1945	Margarita, Bob	10	155	15.5
1977	Baschnagel, Brian	23	557	24.2	1944	Margarita, Bob	12	279	23.3
1976	Baschnagel, Brian	29	754	26.0	1943	Clark, Harry	13	326	25.1
1975*	Payton, Walter	14	444	31.7	1942	Gallarneau, Hugh	6	151	25.2
1974	Grandberry, Ken	22	568	25.8	1941	McAfee, George	7	223	31.9
1973*	Garrett, Carl	16	486	30.4					
1972*	Smith, Ron	30	924	30.8					
1971	Smith, Ron	26	671	25.8					

\*Led NFL

### BLOWN LEADS

(Regular season only)

Year	Losses	Never		Largest Lead:			11+
		Led	1-3	4-7	8-10		
1980	9	4	3	1	1		
1981	10	6	3	1			
1982	6	4		1		17 at TB	
1983	8	6		2			
1984	6		2	3	1		
1985	1	1					
1986	2	1		1			
1987	4	2				14 vs. NO; 14 at Den	
1988	4	3	1				
1989	10	5	3	1	1		
1990	5	2	1	1	1		
1991	5	3		1	1		
1992	11	6	1	2		14 vs. Cin; 20 at Min	
1993	9	4	2	2	1		
1994	7	4	2		1		
1995	7	3		4			
1996	9	2	2	4	1		
1997	12	4	2	4	1	14 at Det	
1998	12	3	1	5	1	11 vs. Min; 15 at TB	
1999	10	5	2	1	1	13 vs. Sea	
2000	11	8		3			
2001	3	1	1	1			
2002	12	6		3		20 vs. NO; 21 vs. NE; 11 at GB	
2003	9	5	1	1		11 vs. STL; 14 at GB	





# Annual Interception Leaders

Year	Player	No	Yards	Year	Player	No	Yards
2003	Azumah, Jerry	4	44	1969	Taylor, Joe	3	37
	Tillman, Charles	4	27		Daniels, Dick	3	37
2002	Brown, Mike	3	16		Youngblood, George	3	22
2001	Brown, Mike	5	81	1968	McRae, Bennie	4	41
2000	Parrish, Tony	3	81	1967	McRae, Bennie	5	94
1999	Hudson, Chris	3	28		Petitbon, Richie	5	93
1998	Harris, Walt	4	41		Taylor, Roosevelt	5	19
1997	Harris, Walt	5	30	1966	Petitbon, Richie	4	34
1996	Woolford, Donnell	6	37	1965	Butkus, Dick	5	84
1995	Woolford, Donnell	4	21	1964	Caroline, JC	2	84
1994	Woolford, Donnell	5	30		Whitsell, Dave	2	57
1993	Carrier, Mark	4	94		Taylor, Roosevelt	2	45
	Jones, Dante	4	52		McRae, Bennie	2	44
1992	Woolford, Donnell	7	67		George, Bill	2	28
1991	Stinson, Lemuel	4	69	1963*	Taylor, Roosevelt	9	172
1990*	Carrier, Mark	10	39	1962	Petitbon, Richie	6	212
1989	Stinson, Lemuel	4	59	1961	Whitsell, Dave	6	123
1988	Jackson, Vestee	8	94	1960	Caroline, JC	3	31
1987	Ruerson, Dave	3	0	1959	Barnes, Erich	5	67
1986	Richardson, Mike	7	69	1958	Sumner, Charles	6	67
1985	Frazier, Leslie	6	119	1957	Johnson, Jack	4	36
1984	Fencik, Gary	5	102	1956	Caroline, JC	6	182
1983	Frazier, Leslie	7	135	1955	Sumner, Charles	7	162
1982	Schmidt, Terry	4	39	1954	Whitman, SJ	5	117
1981	Fencik, Gary	6	121	1953	Kindt, Don	6	172
1980	Walterscheid, Lenny	4	84	1952	Dooley, Jim	5	30
1979	Schmidt, Terry	6	44	1951	Schroeder, Gene	5	62
	Fencik, Gary	6	31	1950	Davis, Harper	5	59
1978	Fencik, Gary	4	77	1949	McAfee, George	6	76
1977	Ellis, Allan	6	23	1948	Lujack, Johnny	8	131
1976	Brupbacher, Ross	7	49	1947	Mullins, Noah	6	113
1975	Clemons, Craig	2	109	1946	Farris, Tom	4	43
	Plank, Doug	2	50	1945	Margarita, Bob	6	79
	Livers, Virgil	2	40	1944	Grygo, Al	4	79
	Ellis, Allan	2	4	1943	Clark, Harry	5	32
1974	Clemons, Craig	4	84	1942*	Turner, Clyde	8	96
1973	Lyle, Garry	5	62	1941	McAfee, George	6	78
1972	Ford, Charlie	7	104	1940	Clark, Harry	4	62
1971	Ford, Charlie	5	46		Famiglietti, Gary	4	18
1970	Buffone, Doug	4	33		McAfee, George	4	50

\*Led NFL

## THANKSGIVING DAY GAMES

Overall: 16-13-2 — vs. Detroit: 8-7-0 — vs. Dallas: 0-2-0 — vs. Chi Cards: 7-3-2

11-25-20	STALEYS 6	Chi. Tigers 0	11-26-36	Lions 13	BEARS 7
11-24-21*	Buf. All-Americans 7	STALEYS 6	11-25-37	BEARS 13	Lions 0
11-30-22	Cardinals 6	BEARS 0	11-24-38	Lions 14	BEARS 7
11-29-23*	BEARS 3	Cardinals 0	11-24-47	BEARS 34	Lions 14
11-27-24	BEARS 21	Cardinals 0	11-24-49	BEARS 28	Lions 7
11-26-25*	Bears - Cardinals (0-0 Tie)		11-27-52	Texans 27	BEARS 23
11-25-26*	Bears - Cardinals (0-0 Tie)		11-26-64	BEARS 27	Lions 24
11-24-27*	Cardinals 3	BEARS 0	11-24-77	BEARS 31	Lions 14
11-29-28*	BEARS 34	Cardinals 0	11-22-79	Lions 20	BEARS 9
11-28-29	Cardinals 40	BEARS 6	11-27-80	BEARS 23	Lions 17 (OT)
11-27-30*	BEARS 6	Cardinals 0	11-26-81	Cowboys 10	BEARS 9
11-26-31*	BEARS 18	Cardinals 7	11-28-91	Lions 16	BEARS 6
11-24-32*	BEARS 34	Cardinals 0	11-25-93	BEARS 10	Lions 6
11-30-33*	BEARS 22	Cardinals 6	11-27-97	Lions 55	BEARS 20
11-29-34	BEARS 19	Lions 16	11-25-99	Lions 21	BEARS 17
11-28-35	Lions 14	BEARS 2			

\* Indicates home game



## Annual Punting Leaders

Year	Player	No	Avg	Year	Player	No	Avg
2003	Maynard, Brad	79	41.2	1970	Green, Bobby Joe	83	40.9
2002	Maynard, Brad	87	42.3	1969	Green, Bobby Joe	76	39.0
2001	Maynard, Brad	87	42.6	1968	Green, Bobby Joe	27	42.3
2000	Aguiar, Louie	52	38.8	1967	Green, Bobby Joe	79	42.9
1999	Sauerbrun, Todd	85	40.9	1966	Green, Bobby Joe	80	41.9
1998	Horan, Mike	64	41.3	1965	Green, Bobby Joe	58	42.7
1997	Sauerbrun, Todd	95	43.5	1964	Green, Bobby Joe	71	44.5
1996	Sauerbrun, Todd	78	44.8	1963	Green, Bobby Joe	64	46.5
1995	Sauerbrun, Todd	55	37.8	1962	Green, Bobby Joe	69	43.7
1994	Gardocki, Chris	76	37.8	1961	Brown, Ed	59	42.2
1993	Gardocki, Chris	80	38.5	1960	Brown, Ed	56	39.8
1992	Gardocki, Chris	79	42.9	1959	Brown, Ed	64	41.2
1991	Buford, Maury	69	40.8	1958	Brown, Ed	27	42.2
1990	Buford, Maury	76	40.4	1957	Brown, Ed	34	40.1
1989	Buford, Maury	72	39.5	1956	Brown, Ed	42	39.1
1988	Wagner, Bryan	79	41.5	1955	Brown, Ed	44	40.1
1987	Wagner, Bryan	36	40.6	1954	Bratkowski, Zeke	39	41.0
1986	Buford, Maury	69	41.3	1953	Morrison, Fred	65	42.6
1985	Buford, Maury	68	42.2	1952	Morrison, Fred	64	42.3
1984	Finzer, Dave	83	40.1	1951	Morrison, Fred	57	39.0
1983	Parsons, Bob	79	36.9	1950*	Morrison, Fred	57	43.3
1982	Parsons, Bob	58	41.3	1949*	Gulyanics, George	29	47.2
1981	Parsons, Bob	114	39.7	1948	Gulyanics, George	55	44.2
1980	Parsons, Bob	79	40.6	1947*	Gulyanics, George	23	44.8
1979	Parsons, Bob	92	37.9	1946	Luckman, Sid	33	37.4
1978	Parsons, Bob	96	37.0	1945	Luckman, Sid	36	37.4
1977	Parsons, Bob	80	40.4	1944	McEnulty, Doug	25	39.8
1976	Parsons, Bob	99	37.6	1943	Luckman, Sid	34	35.9
1975	Parsons, Bob	93	39.0	1942	Luckman, Sid	24	40.6
1974	Parsons, Bob	90	37.8	1941	Luckman, Sid	13	41.1
1973	Green, Bobby Joe	82	40.5	1940	Luckman, Sid	27	42.5
1972	Green, Bobby Joe	67	41.2	1939	Luckman, Sid	27	43.3
1971	Green, Bobby Joe	77	40.1				

\*Led NFL



## Annual Sack Leaders

Year	Player	No	Yards	Year	Player	No	Yards
2003	Brown, Alex	5.5	33.5	1986	Dent, Richard	11.5	87.0
2002	Colvin, Rosevelt	10.5	71.0	1985*	Dent, Richard	17.0	133.5
2001	Colvin, Rosevelt	10.5	64.0	1984	Dent, Richard	17.5	140.5
2000	Urlacher, Brian	8.0	49.0	1983	Hartenstine, Mike	12.0	91.5
1999	Simmons, Clyde	7.0	49.0	1982	Hampton, Dan	7.0	57.0
1998	Flanigan, Jim	8.5	55.0	1981	Page, Alan	9.0	84.0
1997	Flanigan, Jim	6.0	51.0		Hampton, Dan	9.0	77.0
	Minter, Barry	6.0	35.0	1980	Hampton, Dan	11.5	108.5
1996	Spellman, Alonzo	8.0	67.0	1979	Osborne, Jim	10.5	79.0
1995	Flanigan, Jim	11.0	75.0	1978	Page, Alan	11.5	94.0
1994	Armstrong, Trace	7.5	52.0	1977	Rydalch, Ron	9.5	81.0
1993	Dent, Richard	13.5	90.0	1976	Osborne, Jim	15.0	129.0
1992	McMichael, Steve	10.5	66.5	1975	Chambers, Wally	14.0	105.0
1991	Dent, Richard	10.5	72.0	1974	Chambers, Wally	6.0	53.0
1990	Dent, Richard	12.0	101.0	1973	Osborne, Jim	10.0	92.0
1989	Dent, Richard	9.0	64.0	1972	Osborne, Jim	5.0	N/A
1988	McMichael, Steve	11.5	95.0	1971	Holman, Willie	9.0	N/A
1987	Dent, Richard	12.5	94.0	1970	Holman, Willie	12.0	N/A

\*Led NFL

# History

## 100-Yard Rushing Games

**GSH**

11/20/77	Payton, vs. Min	W	40-275
10/30/77	Payton, at GB	W	23-205
11/3/68	Sayers, at GB	W	24-205
12/18/66	Sayers, vs. Min	W	17-197
11/3/85	Payton, at GB	W	28-192
11/13/77	Payton, vs. KC	W	33-192
12/16/56	Casares, vs. Det	W	17-190
<b>10/21/01</b>	<b>Thomas, at Cin</b>	<b>W</b>	<b>22-188</b>
9/14/80	Payton, vs. NO	W	18-183
12/5/76	Payton, at Sea	W	27-183
9/9/79	Payton, vs. Min	W	23-182
9/16/62	Galimore, at SF	W	22-181
9/9/84	Payton, vs. Den	W	20-179
11/26/81	Payton, at Dal	L	38-179
9/14/86	Payton, vs. Phil	W+	33-176
12/9/84	Payton, vs. GB	L	35-175
<b>12/16/01</b>	<b>Thomas, vs. TB</b>	<b>W</b>	<b>31-173</b>
11/27/66	Sayers, vs. Atl	W	19-172
12/20/98	Allen, vs. Balt	W	22-163
12/11/77	Payton, vs. GB	W	32-163
10/29/78	Payton, vs. Det	L	23-162
9/18/83	Payton, at NO	L+	28-161
<b>1/6/02</b>	<b>Thomas, vs. Jax</b>	<b>W</b>	<b>33-160</b>
9/18/77	Payton, vs. Det	W	23-160
12/16/79	Payton, vs. StL	W	33-157
10/16/78	Payton, at Den	L	22-157
9/30/84	Payton, vs. Dal	L	25-155
10/7/79	Payton, at Buf	W	39-155
10/28/34	Feathers, vs. GB	W	15-155
10/7/84	Payton, vs. NO	W	32-154
10/20/57	Galimore, vs. Rams	W	24-153
12/18/83	Payton, vs. GB	W	30-148
9/19/76	Payton, at SF	W	28-148
9/10/89	Anderson, vs. Cin	W	21-146
10/17/76	Payton, at Rams	L	27-145
11/26/78	Harper, vs. TB	W	25-144
10/29/44	Grygo, vs. CRams	W	13-144
10/27/68	Sayers, vs. Min	W	18-143
10/15/67	Sayers, vs. Det	W	22-142
<b>12/21/03</b>	<b>Thomas, vs. WASH</b>	<b>W</b>	<b>32-141</b>
10/7/90	Anderson, vs. GB	W	21-141
10/10/76	Payton, at Min	L	19-141
10/2/39	Maniaci, at Pit	W	12-141
10/2/77	Payton, vs. NO	L	19-140
9/30/34	Feathers, at Reds	W	2-140
11/27/88	Anderson, vs. GB	W	17-139
11/9/86	Payton, at TB	W	20-139
10/7/56	Casares, at GB	W	24-139
11/24/77	Payton, at Det	W	20-137
10/9/55	Hoffman, vs. SF	L	18-135

<b>11/30/03</b>	<b>Forsey, vs. Ariz</b>	<b>W</b>	<b>27-134</b>
12/17/95	Salaam, vs. TB	W	27-134
9/16/79	Payton, at Dal	L	22-134
12/21/75	Payton, at NO	W	25-134
10/6/80	Payton, vs. TB	W	28-133
11/17/85	Payton, at Dal	W	22-132
10/13/85	Payton, at SF	W	24-132
11/4/56	Casares, at Rams	W	25-132
10/7/34	Feathers, at Brk	W	14-132
11/13/83	Payton, vs. Phil	W	23-131
12/10/67	Sayers, vs. Min	T	20-131
12/20/80	Payton, at TB	W	29-130
12/7/80	Payton, vs. GB	W	22-130
12/3/44	Margarita, at Pit-Cards	W	9-129
<b>10/28/01</b>	<b>Thomas, vs. SF</b>	<b>W</b>	<b>18-127</b>
11/12/78	Payton, at Min	L	23-127
12/17/72	Douglass, at Oak	L	14-127
11/20/94	Tillman, vs. Det	W	32-126
10/10/77	Payton, vs. Rams	W	24-126
11/30/69	Sayers, vs. Clev	L	20-126
9/2/79	Payton, vs. GB	W	36-125
11/6/66	Sayers, vs. Det	T	21-124
10/21/56	Casares, vs. Balt	W	22-124
11/26/33	Nagurski, vs. Port	W	18-124
<b>10/5/03</b>	<b>Thomas, vs. OAK</b>	<b>W</b>	<b>22-123</b>
9/4/88	Anderson, vs. Mia	W	24-123
11/27/80	Payton, at Det	W+	18-123
10/1/78	Payton, vs. Oak	L+	27-123
11/26/00	Allen, at NYJ	L	25-122
9/1/97	Harris, at GB	L	13-122
11/24/96	Harris, vs. Det	W	27-122
12/24/95	Salaam, vs. Phil	W	30-122
12/19/88	Anderson, at Min	L	22-122
10/16/77	Payton, at Min	L+	24-122
12/2/85	Payton, at Mia	L	23-121
12/16/62	Marconi, vs. Det	W	13-121
10/5/52	Dottley, at Chi	L	24-121
9/17/50	Gulyanics, vs. Rams	W	26-121
9/28/97	Harris, at Dal	L	29-120
9/8/85	Payton, vs. TB	W	17-120
12/17/67	Sayers, at Atl	W	19-120
12/17/89	Anderson, vs. GB	L	12-119
11/12/50	Hunsinger, vs. Yanks	W	14-119
10/15/39	Osmanski, vs. Chi	W	15-119
11/3/96	Harris, vs. TB	W	19-118
10/27/85	Payton, vs. Min	W	19-118
12/5/65	Sayers, at Balt	W	16-118
9/20/87	Anderson, vs. TB	W	16-117
11/25/84	Payton, at Min	W	23-117
10/15/72	Douglass, at Clev	W	11-117

Rushing Games

100-Yard

11/26/67	Sayers, vs. GB.....L.....	18-117	10/21/79	Payton, at Min.....L.....	23-111
12/9/56	Casares, vs. Chi.....W.....	25-117	11/22/59	Casares, at Det.....W.....	21-111
11/18/51	Dottley, vs. GB.....W.....	17-117	11/12/39	Osmanski, at Det.....W.....	18-111
11/23/97	Harris, vs. TB.....W.....	33-116	<b>9/29/03</b>	<b>Thomas, vs. GB.....L.....</b>	<b>13-110</b>
9/24/89	Anderson, at Det.....W.....	16-116	9/16/84	Payton, at GB.....W.....	27-110
9/23/84	Payton, at Sea.....L.....	24-116	11/28/76	Payton, at GB.....W.....	27-110
11/2/69	Sayers, at Min.....L.....	20-116	10/19/75	Adamle, at Pit.....L.....	17-110
11/24/57	Casares, at Det.....W.....	28-116	10/22/95	Salaam, vs. Hou.....W.....	29-109
11/4/45	Margarita, vs. GB.....W.....	16-116	1/2/83	Payton, at TB.....L+	26-109
12/8/96	Salaam, vs. StL.....W.....	19-115	11/5/78	Payton, vs. Sea.....L.....	18-109
12/9/79	Payton, at GB.....W.....	25-115	11/14/76	Payton, vs. GB.....W.....	18-109
11/6/55	Watkins, vs. GB.....W.....	14-115	10/26/69	Sayers, vs. Rams.....L.....	15-109
11/6/55	Casares, vs. GB.....W.....	16-115	10/5/86	Payton, vs. Min.....W.....	26-108
10/16/60	Morris, vs. SF.....W.....	7-114	9/29/68	Sayers, at Min.....W.....	16-108
10/21/34	Feathers, vs. Reds.....W.....	7-114	11/11/56	Hoffman, vs. GB.....W.....	18-108
9/7/86	Payton, vs. Clev.....W.....	22-113	10/28/56	Jeter, at SF.....W.....	16-108
11/4/79	Payton, vs. Det.....W.....	22-113	11/25/01	Allen, at Min.....W.....	27-107
9/17/72	Harrison, vs. Atl.....L.....	20-113	11/10/85	Payton, vs. Det.....W.....	26-107
12/12/65	Sayers, vs. SF.....W.....	9-113	10/25/81	Payton, vs. SD.....W+	36-107
11/28/65	Sayers, vs. NYG.....W.....	13-113	11/9/80	Payton, vs. Wash.....W.....	17-107
11/9/58	Casares, at GB.....W.....	15-113	10/27/97	Harris, at Mia.....W.....	25-106
11/2/58	Casares, at Rams.....L.....	23-113	9/8/96	Green, at Wash.....L.....	20-106
11/10/96	Harris, at Den.....L.....	23-112	11/20/83	Payton, at TB.....W.....	22-106
10/21/85	Payton, vs. GB.....W.....	25-112	10/9/66	Sayers, vs. Balt.....W.....	18-106
11/20/83	Suhey, at TB.....W.....	19-112	10/8/95	Salaam, vs. Car.....W.....	28-105
12/6/81	Payton, vs. Min.....W.....	33-112	12/10/95	Salaam, at Cin.....L.....	22-105
12/1/68	Piccolo, at NO.....W.....	21-112	9/25/88	Anderson, at GB.....W.....	20-105
11/9/69	Sayers, vs. Pit.....W.....	28-112	11/15/81	Payton, at GB.....L.....	22-105
10/14/56	Casares, vs. SF.....W.....	21-112	11/26/78	Payton, vs. TB.....W.....	27-105
10/21/51	Dottley, vs. SF.....W.....	16-112	11/16/75	Payton, at SF.....L.....	23-105
<b>11/2/03</b>	<b>Thomas, vs. SD.....W.....</b>	<b>31-111</b>	10/6/68	Sayers, at Balt.....L.....	15-105
<b>9/22/02</b>	<b>Thomas, vs. NO.....L.....</b>	<b>27-111</b>	9/15/68	Sayers, vs. Wash.....L.....	15-105
11/18/90	Anderson, at Den.....W+	28-111	10/28/51	Dottley, at Det.....W.....	17-105
12/8/85	Payton, vs. Ind.....W.....	26-111	11/25/45	McAfee, vs. Pit.....W.....	5-105
11/4/84	Payton, vs. LARaid.....W.....	27-111	9/26/93	Anderson, vs. TB.....W.....	28-104

### 40 RUSHES vs. 40 PASSES

Over the past 21 seasons when the Bears have rushed 40 or more times in a single game they have a **58-2** record. Chicago has won 42 straight 40-rush games dating back to 1984 including a 27-24 win over Washington in 2003 (40 rushes for 191 yards).

During the same 21-season period, the Bears are 11-36 when throwing 40 or more passes in one game. Last season, the Bears threw 40 or more passes in three games, posting a 0-3 record, dropping a 38-23 decision to Green Bay (44 attempts), a 34-21 setback to Packers (40) and a 31-3 loss to Kansas City (42). The Bears cracked the 40-attempt barrier in three games in 2002 and had a 1-2 record, 2000 with an 0-3 record and 10 of 16 games in 1999, going 3-7 in the process. The team finished with an 0-2 record in 1998 when throwing 40 times, had a 1-4 record in 1997 and was 0-4 in '96.

# History

## 100-Yard Rushing Games

GSH

12/26/82	Payton, at Rams	.....W	.....20-104
10/3/76	Payton, vs. Wash	.....W	.....18-104
11/18/56	Casares, vs. Rams	.....W	.....27-104
9/4/83	Payton, vs. Atl	.....L	.....20-103
10/23/72	Harrison, vs. Min	.....W	.....31-103
11/10/85	Suhey, vs. Det	.....W	.....16-102
11/24/85	Payton, vs. Atl	.....W	.....20-102
10/9/83	Payton, vs. Min	.....L	.....20-102
10/12/80	Payton, at Min	.....L	.....23-102
12/7/58	Casares, vs. Chi	.....W	.....22-102
10/22/39	Maniaci, at NYG	.....L	.....15-102
10/12/97	Harris, vs. GB	.....L	.....27-101
11/17/91	Muster, at Ind	.....W	.....15-101
9/9/90	Anderson, vs. Sea	.....W	.....20-101

12/11/83	Suhey, at Min	.....W	.....17-101
10/19/80	Payton, vs. Det	.....W	.....27-101
9/3/78	Payton, vs. StL	.....W	.....26-101
12/4/77	Payton, at TB	.....W	.....33-101
10/21/74	Garrett, vs. GB	.....W	.....23-101
11/29/42	Famiglietti, vs. CRams	.....W	.....12-101
10/10/34	Feathers, at Pit	.....W	.....8-101
10/9/94	Tillman, vs. NO	.....W	.....23-100
12/16/90	Anderson, at Det	.....L	.....22-100
11/19/89	Anderson, vs. TB	.....L	.....15-100
10/14/84	Payton, at StL	.....L	.....23-100
11/4/73	Douglass, at GB	.....W	.....19-100
11/20/49	Hoffman, at Wash	.....W	.....15-100

### 36 rushers in 193 games\*

197 total 100-yard games  
(four games-see below-have had multiple 100-yard rushers)

Eight games have gone into overtime; two have ended in a tie (before OT was adopted).

### TOTAL: 141-50-2 (.741)

At home: 92-19-2 (.823)

On the road: 49-31 (.613)

### TWO 100-YARD RUSHERS:

11/6/55 vs. GB - Casares, Watkins (W)

11/26/78 vs. TB - Payton, Harper (W)

11/20/83 at TB - Payton, Suhey (W)

11/10/85 vs. Det - Payton, Suhey (W)

### BY MONTH:\*

September 22-12-0 (.647)

October 41-18-0 (.695)

November 48-12-1 (.795)

December 29-7-1 (.784)

January 1-1-0 (.500)

### 100-YARD PLAYOFF GAMES:

119 - McAfee, vs. GB, 12/14/41

109 - Osmanski, at Wash, 12/8/40

104 - Payton, at Wash, 12/30/84

102 - Anderson, vs. NO, 1/6/91

### ON THE ROAD:\*

(five games min.)  
at Detroit 7-1 (.875)

at Green Bay 10-2 (.833)

at San Francisco 4-1 (.800)

at Tampa Bay 4-1 (.800)

at Minnesota 4-7 (.364)

### BY RUSHER:\*

Adamle, Mike	0-1
Allen, James	2-1
Anderson, Neal	10-4
Casares, Rick	12-1
Dottley, John	3-1
Douglass, Bobby	2-1
Famiglietti, Gary	1-0
Feathers, Beattie	5-0
<b>Forsey, Brock</b>	1-0
Galimore, Willie	2-0
Garrett, Carl	1-0
Green, Robert	0-1
Grygo, Al	1-0
Gulyanics, George	1-0
Harper, Roland	1-0
Harris, Raymont	4-4
Harrison, Jim	1-1
Hoffman, John	2-1
Hunsinger, Chuck	1-0
Jeter, Perry	1-0
Maniaci, Joe	1-1
Marconi, Joe	1-0
Margarita, Bob	2-0
McAfee, George	1-0
Morris, Johnny	1-0
Muster, Brad	1-0
Nagurski, Bronko	1-0
Osmanski, Bill	2-0
Payton, Walter	53-24
Piccolo, Brian	1-0
Salaam, Rashaan	5-1
Sayers, Gale	12-6-2
Suhey, Matt	3-0
<b>Thomas, Anthony</b>	7-2
Tillman, Lewis	2-0
Watkins, Bobby	1-0

### BY TEAM:\*

Arizona Cardinals	1-0
St. Louis Cardinals	2-1
Chicago Cardinals	3-1
Pittsburgh-Chi.Cards	1-0
Atlanta Falcons	3-2
Baltimore Ravens	1-0
Brooklyn Dodgers	1-0
Buffalo Bills	1-0
Carolina Panthers	1-0
Cincinnati Bengals	2-1
Cincinnati Reds	2-0
Cleveland Browns	2-1
Dallas Cowboys	1-4
Denver Broncos	2-2
Detroit Lions	16-2-1
Portsmouth Spartans	1-0
Green Bay Packers	24-7
Houston Oilers	1-0
Indianapolis Colts	2-0
Baltimore Colts	3-1
Jacksonville Jaguars	1-0
Kansas City Chiefs	1-0
Miami Dolphins	2-1
Minnesota Vikings	12-8-1
New Orleans Saints	5-3
New York Giants	1-1
New York Jets	0-1
New York Yanks	1-0
Oakland Raiders	1-2
LA Raiders	1-0
Philadelphia Eagles	3-0
Pittsburgh Steelers	3-1
Pittsburgh Pirates	1-0
St. Louis Rams	1-0
Los Angeles Rams	6-3
Cleveland Rams	2-0
San Diego Chargers	2-0
San Francisco 49ers	9-2
Seattle Seahawks	2-2
Tampa Bay Buccaneers	13-2
Washington Redskins	4-2

\*Does not include post-season

100-Yard  
Rushing Games

# History

## 100-Yard Receiving Games

10/31/54	Hill, at SF	W	7-214	10/11/59	Hill, vs. Rams	L	5-147
11/18/62	J. Morris, at Dal	W	10-201	9/19/85	Gault, at Min	W	6-146
9/8/02	<b>Booker, vs. Min</b>	W	8-198	11/24/63	Ditka, at Pit	T	7-146
10/21/56	Hill, vs. Balt	W	9-198	11/10/46	Kavanaugh, at Rams	W	6-146
11/25/56	Hill, at NYG	T	7-195	11/12/44	McLean, vs. Bos	W	5-146
10/23/49	Keane, at NYG	L	14-193	9/24/95	Graham, at StL	L	6-145
11/12/61	Ditka, vs. GB	L	9-190	12/5/54	Dooley, at Chi	W	5-144
11/8/64	J. Morris, vs. Balt	L	10-183	10/10/54	Hill, vs. Balt	W	3-144
11/19/67	Gordon, vs. StL	W	4-178	10/12/47	Kavanaugh, vs. Phil	W	2-144
10/29/50	Kavanaugh, at NYG	L	8-177	12/26/99	Engram, at StL	L	13-143
10/19/81	M. Anderson, at Det	L	6-176	10/11/98	Engram, at Ariz	L	5-142
9/28/86	Gault, at Cin	W	7-174	10/10/77	Scott, vs. Rams	W	2-142
12/11/49	Hoffman, vs. Chi	W	8-174	12/13/70	Farmer, vs. GB	W	9-142
12/15/63	J. Morris, at Det	W	8-171	10/28/56	Hill, at SF	W	7-142
12/19/99	Robinson, vs. Det	W	11-170	10/7/02	<b>Booker, vs. GB</b>	L	12-141
10/25/64	Ditka, at Wash	L	13-168	10/29/72	Farmer, at StL	W	5-141
11/18/01	<b>Booker, at TB</b>	W	7-165	10/13/46	McLean, vs. Rams	T	6-141
11/27/97	Proehl, at Det	L	4-164	12/6/98	Engram, at Min	L	9-140
10/25/53	Dooley, at Rams	L	6-164	10/4/81	Margerum, at Min	L	10-140
11/20/60	Dewveall, vs. Det	W	6-163	10/19/80	Scott, vs. Det	W	3-140
11/21/99	Robinson, at SD	W	6-163	9/26/54	Hill, at Det	L	4-140
12/14/47	Keane, vs. Chi	L	7-161	10/10/71	Gordon, vs. NO	W	8-139
10/31/99	Robinson, at Wash	L	9-161	11/18/45	Kavanaugh, vs. Det	L	6-138
11/15/70	Gordon, at GB	L	5-158	10/22/95	Graham, vs. Hou	W	9-137
11/24/02	<b>Booker, vs. Det</b>	W	10-157	12/11/49	Kavanaugh, vs. Chi	W	6-137
10/5/86	Ortego, vs. Min	W	6-157	10/23/94	Graham, at Det	L	7-136
12/7/47	McAfee, vs. Rams	L	9-157	12/23/91	Davis, at SF	L	6-136
12/9/62	Ditka, vs. Rams	W	6-155	10/17/99	Robinson, vs. Phil	L	4-136
11/27/94	Graham, at Ariz	W+	8-154	9/20/64	J. Morris, at Min	W	10-135
10/30/55	Hill, at Rams	W	8-151	11/14/99	<b>Booker, vs. Min</b>	L	7-134
12/16/51	Schroeder, vs. Chi	L	4-150	11/16/87	Gault, at Den	L	5-133
10/15/61	Galimore, vs. Balt	W	7-149	9/19/85	McKinnon, at Min	W	4-133
9/12/94	Conway, at Phil	L	7-148	11/18/62	Ditka, at Dal	W	7-133
11/23/52	Stone, vs. Det	W	4-148	10/17/54	Dooley, vs. SF	L	6-133
11/14/99	Robinson, vs. Min	L	7-148	11/9/97	Proehl, at Min	L	9-132
11/11/79	Watts, vs. Rams	W	6-147	10/14/62	Ditka, vs. SF	L	8-132
10/25/70	Farmer, vs. Det	L	6-147	9/25/83	Gault, at Balt	L+	5-130
12/15/68	Gordon, vs. GB	L	6-147	9/23/61	Ditka, at Rams	W	5-130
10/11/64	J. Morris, vs. Rams	W	11-147	12/4/83	Gault, at GB	L	4-129

### ALL TIED UP

The Bears have had 42 ties in their 84-year history. However, their last knotted game was a 13-13 final against the Rams on September 24, 1972 — 491 games ago. The Bears' streak is the fifth-longest *current* tieless streak, as well as the fifth-longest in NFL history. New England (541 games) has the longest current streak and longest in league annals, followed by Cincinnati (508), Dallas (507) and Tennessee (487).

Since 1974, when sudden death overtime was introduced, there have been just 16 ties in the entire NFL — none by the Bears. The Bears hold the distinction of having played in the most overtime games (29) without a tie.

Before the '97 season, the last tie in the NFL was a 10-10 contest between Kansas City and Cleveland on Nov. 19, 1989. The league played 1,836 games after the Chiefs-Browns clash, (including 109 advancing to overtime), without another tie...until Nov. 16, 1997, when the Ravens and Eagles finished a game knotted 10-10. The NFL didn't have to wait long before getting tied up again: the Redskins and Giants ended in a 7-7 deadlock the following week (November 23, 1997). The last tie was Nov. 10, 2002 when Pittsburgh and Atlanta played to a 34-34 deadlock.

# 100-Yard Receiving Games

10/1/50	Keane, at GB.....L.....8-129
11/2/47	Kavanaugh, at Bos.....W.....8-129
12/19/71	Farmer, vs. Min.....L.....7-128
11/25/62	Coia, at Balt.....W.....6-128
10/16/49	Keane, vs. Phil.....W.....8-127
10/1/00	Robinson, at GB.....W.....2-126
9/22/96	Conway, at Det.....L.....8-126
11/12/95	Conway, at GB.....L.....6-126
12/7/80	Watts, vs. GB.....W.....4-126
10/4/42	McLean, at CRams.....W.....5-126
9/22/63	Ditka, at Min.....W.....8-124
10/9/60	J. Morris, vs. Rams.....W.....3-124
9/27/98	Engram, vs. Min.....L.....6-123
12/7/75	Rather, vs. Det.....W.....4-123
11/14/65	J. Morris, vs. StL.....W.....5-123
11/19/61	J. Morris, at SF.....L.....4-123
11/23/58	McColl, at Det.....W.....6-123
10/14/62	J. Morris, vs. SF.....L.....4-122
10/19/47	Keane, vs. Det.....W.....6-122
11/18/56	Hill, vs. Rams.....W.....5-121
11/11/56	Hill, vs. GB.....W.....4-121
11/21/99	Engram, at SD.....W.....8-121
12/22/96	Conway, at TB.....L.....9-120
10/8/61	Ditka, at Det.....W.....5-120
10/29/78	Payton, vs. Det.....L.....7-119
12/20/70	Gordon, at NO.....W.....9-119
12/13/53	Dooley, vs. Chi.....L.....8-119
11/16/97	Proehl, vs NYJ.....L.....11-118
11/29/42	Pool, vs. CRams.....W.....2-118
12/5/54	Hill, at Chi.....W.....6-117
11/14/54	Hill, vs. Clev.....L.....3-117
12/13/53	Hensley, vs. Chi.....L.....4-117
10/23/38	Manske, vs. CRams.....L.....6-117
11/13/88	Gentry, at Wash.....W.....5-116
11/9/86	Gault, at TB.....W.....4-116
9/15/74	Wade, vs. Det.....W.....2-116
9/25/65	J. Morris, at Rams.....L.....7-116
10/17/54	Hill, vs. SF.....L.....4-116
12/7/03	Booker, at GB.....L.....5-115
12/30/01	Booker, at Det.....W.....9-115
12/7/97	Conway, vs. Buf.....W.....7-115
9/11/83	Payton, vs. TB.....W.....6-115
9/26/71	Gordon, at Min.....W.....10-115
10/9/60	Dewveall, vs. Rams.....W.....6-115
10/19/52	Schroeder, vs. SF.....L.....4-115
11/20/49	Kavanaugh, at Wash.....W.....4-115
12/5/37	McDonald, vs. Chi.....W.....6-115
10/7/01	Robinson, at Atl.....W.....9-114
10/18/92	Waddle, vs. TB.....W.....3-114
10/6/85	Moorehead, at TB.....W.....8-114
10/13/74	Rather, at Atl.....L.....6-114
10/8/78	Scott, at GB.....L.....9-113
10/2/77	Rather, vs. NO.....L.....6-113
12/12/65	Jones, vs. SF.....W.....3-113

11/13/55	Hill, vs. Rams.....W.....3-113
10/3/43	Geyer, at Det.....W.....3-113
9/29/74	Wade, at Min.....L.....6-112
12/2/62	J. Morris, vs. NYG.....L.....6-112
12/8/96	Timpson, vs StL.....W.....6-111
10/13/96	Conway, at NO.....L.....7-111
11/5/95	Graham, vs. Pit.....L.....5-111
10/22/95	Conway, vs. Hou.....W.....3-111
11/3/57	Hill, at Rams.....W.....4-111
9/3/95	Conway, vs. Min.....W.....5-110
10/15/89	Gentry, vs. Hou.....L.....6-110
10/13/63	Ditka, at Rams.....W.....9-110
11/7/54	Hoffman, vs. GB.....W.....9-110
10/24/54	McColl, at Rams.....L.....8-110
11/19/39	Manske, vs. Phil.....W.....2-110
12/14/97	Conway, at StL.....W.....7-109
11/19/95	Graham, vs. Det.....L.....5-109
10/4/64	J. Morris, at SF.....L.....7-109
11/28/54	Hill, vs. Rams.....W.....6-109
11/29/42	McLean, vs. CRams.....W.....4-109
11/12/95	Graham, at GB.....L.....7-108
12/6/69	Gordon, at SF.....L.....10-108
12/30/01	Bates, at Det.....W.....4-107
9/3/95	Graham, vs. Min.....W.....8-107
9/28/81	Payton, vs. Rams.....L.....4-107
11/24/77	Payton, at Det.....W.....4-107
11/22/70	Gordon, vs. Buf.....W.....6-107
11/15/64	J. Morris, at Rams.....W.....9-107
10/20/63	J. Morris, at SF.....L.....6-107
10/22/61	Ditka, vs. SF.....W.....4-107
9/25/55	Hill, at Balt.....L.....5-107
11/24/02	White, vs. Det.....W.....8-106
10/4/98	Penn, vs. Det.....W.....6-106
11/22/92	Davis, vs. GB.....L.....8-106
10/6/91	R. Morris, vs. Wash.....L.....5-106
12/19/88	McKinnon, at Min.....L.....4-106
11/27/80	Scott, at Det.....W+.....6-106
12/5/76	Scott, at Sea.....W.....3-106
9/27/64	Ditka, at Balt.....L.....6-106
9/28/52	Schroeder, at GB.....W.....7-106
9/22/40	Swisher, at GB.....W.....2-106
11/11/90	Davis, vs. Atl.....W.....5-105
10/22/78	Scott, at TB.....L.....5-105
12/3/67	Gordon, at SF.....W.....7-105
10/8/61	Farrington, at Det.....W.....2-105
11/29/59	Dewveall, at Chi.....W.....3-105
9/21/80	Watts, vs. Min.....L.....2-104
10/21/79	Baschnagel, at Min.....L.....4-104
10/3/65	Sayers, at GB.....L.....5-104
12/4/60	Coia, at GB.....L.....3-104
11/25/45	Margarita, vs. Pit.....W.....6-104
9/18/83	Gault, at NO.....L+.....4-103
12/16/79	Watts, vs. StL.....W.....6-103
11/9/47	Kavanaugh, vs. GB.....W.....4-103
10/3/99	Conway, vs. NO.....W.....8-103

100-Yard Receiving Games

# History

## 100-Yard Receiving Games

12/17/95	Graham, vs. TB.....W.....5-102
9/23/91	Waddle, vs. NYJ.....W+ .....8-102
11/8/87	N. Anderson, at GB.....W.....5-102
12/26/82	Payton, at Rams.....W.....5-102
12/17/61	Ditka, vs. Min.....W.....8-102
10/27/57	Hill, at SF.....L.....5-102
9/30/56	Hill, at Balt.....L.....4-102
10/26/47	Keane, at Wash.....W.....9-102
10/6/96	Conway, vs GB.....L.....9-101

12/11/60	Dooley, at Clev.....L.....7-101
11/30/03	Gage, vs. Ariz.....W.....4-100
12/10/00	Kennison, vs. NE.....W.....8-100
10/27/97	Conway, at Mia.....W.....6-100
11/29/92	Waddle, at Clev.....L.....4-100
12/6/69	Wallace, at SF.....L.....10-100
11/26/64	J. Morris, at Det.....W.....7-100
10/21/62	Ditka, vs. Balt.....W.....4-100
11/24/40	Kavanaugh, vs. CRams.....W.....3-100

57 receivers in 187 games\*

205 total 100-yard games  
(18 games-see below-have had multiple 100-yard receivers)

Five games have gone into overtime; three have ended in a tie (before OT was adopted).

**TOTAL: 104-80-3 (.564)**

At home: 57-32-1 (.639)  
On the road: 47-48-2 (.495)

**TWO 100-YARD RECEIVERS:**

11/29/42 vs. ClevR - McLean, Pool (W)
12/11/49 vs. Chi - Hoffman, Kavanaugh (W)
12/13/53 vs. Chi - Dooley, Hensley (L)
10/17/54 vs. SF - Dooley, Hill (L)
12/5/54 at Chi - Dooley, Hill (W)
10/9/60 vs. Rams - Dewveall, Morris (W)
10/8/61 at Det - Ditka, Farrington (W)
10/14/62 vs. SF - Ditka, Morris (L)
11/18/62 at Dal - Ditka, Morris (W)
12/6/69 at SF - Gordon, Wallace (L)
9/19/85 at Min - Gault, McKinnon (W)
9/3/95 vs. Min - Conway, Graham (W)
10/22/95 vs. Hou - Conway, Graham (W)
11/12/95 at GB - Conway, Graham (L)
11/14/99 vs. Min - Booker, Robinson (L)
11/21/99 at SD - Ingram, Robinson (W)
12/30/01 at Det - Booker, Bates (W)
11/24/02 vs. Det - Booker, White (W)

**BY MONTH:**

September	13-15-0 (.464)
October	31-33-1 (.485)
November	38-16-2 (.696)
December	22-16-0 (.579)

**100-YARD PLAYOFF GAMES:**

129 - Gault, vs. NE, 1/26/86
122 - Magnani, vs. Wash, 12/26/43
108 - McKinnon, vs. Phil., 12/31/88
104 - Waddle, vs. Dal., 12/29/91

**ON THE ROAD: (five games min.)**

at Baltimore	1-4
at Detroit	8-5
at Green Bay	3-8
at Minnesota	4-6
at LA Rams	7-3
at San Francisco	3-6

**BY RECEIVER:\***

Anderson, Marcus, WR	0-1
Anderson, Neal, RB	1-0
Baschnagel, Brian, WR	0-1
Bates, D'Wayne, WR	1-0
<b>Booker, Marty, WR</b>	<b>4-3</b>
Coia, Angelo, HB	1-1
Conway, Curtis, WR	6-6
Davis, Wendell, WR	1-2
Dewveall, Willard, E	3-0
Ditka, Mike, TE	9-4-1
Dooley, Jim, E	1-4
Ingram, Bobby, WR	1-4
Farmer, George, WR	2-2
Farrington, John, E	1-0
<b>Gage, Justin, WR</b>	<b>1-0</b>
Galimore, Willie, HB	1-0
Gault, Willie, WR	3-4
Gentry, Dennis, WR	1-1
Geyer, Bill, HB	1-0
Gordon, Dick, WR	6-3
Graham, Jeff, WR	4-5
Hensley, Dick, E	0-1
Hill, Harlon, E	11-7-1
Hoffman, John, E	2-0
Jones, Jimmy, E	1-0
Kavanaugh, Ken, E	7-2
Keane, Jim, E	3-3
Kennison, Eddie, WR	1-0
Manske, Edgar "Eggs", E	1-1
Margarita, Bob, HB	1-0
Margerum, Ken, WR	0-1
McAfee, George, HB	0-1
McColl, Bill, E	1-1
McDonald, Lester, E	1-0
McKinnon, Dennis, WR	1-1
McLean, Ray, HB	3-0-1
Moorehead, Emery, TE	1-0
Morris, Johnny, WR	8-7
Morris, Ron, WR	0-1
Ortego, Keith, WR	1-0
Payton, Walter, RB	3-2
Penn, Chris, WR	1-0
Pool, Hampton, E	1-0
Proehl, Ricky, WR	0-3
Rather, Bo, WR	1-2

Robinson, Marcus, WR

4-3	
Sayers, Gale, RB	0-1
Schroeder, Gene, E	1-2
Scott, James, WR	4-2
Stone, Billy, HB	1-0
Swisher, Bob, HB	1-0
Timpson, Michael, WR	1-0
Waddle, Tom, WR	2-1
Wade, Charles, WR	1-1
Wallace, Bob, E	0-1
Watts, Rickey, WR	3-1
White, Dez, WR	1-0

**BY TEAM:\***

Arizona Cardinals	2-1
St. Louis Cardinals	4-0
Chicago Cardinals	4-3
Atlanta Falcons	2-1
Baltimore Colts	5-5
Boston Yanks	2-0
Buffalo Bills	2-0
Cincinnati Bengals	1-0
Cleveland Browns	0-3
Dallas Cowboys	1-0
Denver Broncos	0-1
Detroit Lions	17-9
Green Bay Packers	9-13
Houston Oilers	1-1
Miami Dolphins	1-0
Minnesota Vikings	8-10
New England Patriots	1-0
New Orleans Saints	3-3
New York Giants	0-3-1
New York Jets	1-1
Philadelphia Eagles	3-2
Pittsburgh Steelers	1-1-1
St. Louis Rams	2-2
Los Angeles Rams	15-6-1
Cleveland Rams	3-1
San Diego Chargers	1-0
San Francisco 49ers	5-9
Seattle Seahawks	1-0
Tampa Bay Buccaneers	6-2
Washington Redskins	3-3

\*Does not include post-season

100-Yard Receiving Games



# History

## 300-Yard Passing Games

GSH

12/11/49	Lujack, vs. Chi.....W	39-24-468	10/29/50	Lujack, at NY Yankees.....L	39-20-331
11/18/62	Wade, at Dal.....W	46-28-466	10/8/61	Wade, at Det.....W	25-13-330
11/14/43	Luckman, at NYG.....W	32-21-433	11/25/62	Wade, at Balt.....W	32-23-328
11/14/99	Miller, vs. Min.....L+	48-34-422	10/11/59	Brown, vs. Rams.....L	29-14-323
9/27/98	Kramer, vs. Min.....L	39-25-372	11/19/61	Wade, at SF.....L	34-18-323
10/17/54	Blanda, vs. SF.....L	47-21-359	10/25/64	Wade, at Wash.....L	57-33-321
11/4/01	Matthews, vs. Cle.....W+	50-30-357	10/23/49	Lujack, at NYG.....L	52-29-319
11/21/99	Miller, at SD.....W+	38-25-357	11/12/95	Kramer, at GB.....L	38-23-318
10/14/62	Wade, vs. SF.....L	34-18-356	10/21/62	Wade, vs. Balt.....W	26-13-318
12/17/61	Wade, vs. Min.....W	34-23-355	9/24/95	Kramer, at StL.....L	38-27-317
11/16/97	Kramer, vs. NYJ.....L	60-32-354	12/7/80	Evans, vs. GB.....W	22-18-316
10/7/02	Miller, vs. GB.....L	49-27-353	10/12/47	Luckman, vs. Phil.....W	25-14-314
10/22/95	Kramer, vs. Hou.....W	41-24-349	11/16/87	McMahon, at Den.....L	34-21-311
12/12/65	Bukich, vs. SF.....W	32-16-347	10/23/94	Kramer, at Det.....L	48-29-309
10/27/97	Kramer, at Mia.....W+	50-32-343	10/4/81	Evans, at Min.....L	43-26-307
10/19/47	Luckman, vs. Det.....W	26-18-342	12/13/53	Blanda, vs. Chi.....L	37-20-306
9/20/64	Wade, at Min.....W	31-23-341	10/18/92	Harbaugh, vs. TB.....W	26-13-304
10/24/54	Blanda, at Rams.....L	46-28-338	12/6/98	Stenstrom, at Min.....L	42-25-303
12/13/70	Concannon, vs. GB.....W	34-21-338	9/23/91	Harbaugh, vs. NYJ.....W+	42-28-303
11/19/67	Concannon, vs. StL.....W	24-11-336	9/24/89	Tomczak, at Det.....W	25-15-302
10/16/83	Evans, at Det.....L	45-28-336	12/6/69	Carter, at SF.....L	49-31-301
10/25/53	Blanda, at Rams.....L	47-23-334	12/19/99	McNown, vs. Det.....W	36-27-301
10/9/60	Brown, vs. Rams.....W	21-13-333		+ Overtime game	

### 45 300-yard passing games

Five games have gone into OT.  
None occurred in the playoffs.

### 9 games have been at Soldier Field:

Evans, 12/7/80 vs. GB (W)  
Harbaugh, 9/23/91 vs. NYJ (W)  
Harbaugh, 10/18/92 vs. TB (W)  
Kramer, 10/22/95 vs. Hou (W)  
Kramer, 11/16/97 vs NYJ (L)  
Kramer, 9/27/98 vs Min (L)  
Miller, 11/14/99 vs. Min (L)  
McNown, 12/19/99 vs. Det (W)  
Matthews, 11/4/01 vs. Cle (W)

### TOTAL: 23-22 (.511)

At home: 15-8 (.652)  
On the road: 8-14 (.364)

### BY DECADE:

1940-49	4-1 (.800)
1950-59	0-6 (.000)
1960-69	9-4 (.692)
1970-79	1-0 (1.000)
1980-89	2-3 (.400)
1990-99	6-7 (.462)
2000-	1-1 (.500)

### BY MONTH:

September	3-2 (.600)
October	8-12 (.400)
November	6-5 (.545)
December	6-3 (.667)

### BY QUARTERBACK:

Blanda, George	0-4
Brown, Ed	1-1
Bukich, Rudy	1-0
Carter, Virgil	0-1
Concannon, Jack	2-0
Evans, Vince	1-2
Harbaugh, Jim	2-0
Kramer, Erik	2-5
Luckman, Sid	3-0
Lujack, Johnny	1-2
Matthews, Shane	1-0
McMahon, Jim	0-1
McNown, Cade	1-0
Miller, Jim	1-2
Stenstrom, Steve	0-1
Tomczak, Mike	1-0
Wade, Bill	6-3

### BY TEAM:

Arizona Cardinals	0-0
St. Louis Cardinals	1-0
Chicago Cardinals	1-1
Baltimore Colts	2-0
Cleveland Browns	1-0
Dallas Cowboys	1-0
Denver Broncos	0-1
Detroit Lions	4-2
Green Bay Packers	2-2
Houston Oilers	1-0
Miami Dolphins	1-0
Minnesota Vikings	2-4
New York Giants	1-1
New York Jets	1-1
New York Yankees	0-1
Philadelphia Eagles	1-0
San Diego Chargers	1-0
San Francisco 49ers	1-4
St. Louis Rams	0-1
Los Angeles Rams	1-3
Tampa Bay Buccaneers	1-0
Washington Redskins	0-1

300-Yard  
Passing Games

# History

## Quarterbacks Starting Records

1961-2003 (Regular Season only)

Year	Billy Wade	Rudy Bukich	Larry Rakestraw	Jack Concannon	Virgil Carter	Bobby Douglass	Kent Nix	Gary Huff	Bob Avellini	Mike Phipps	Vince Evans	Jim McMahon	Steve Fuller	Rusty Lisch	Greg Landry	Mike Tomczak	Doug Flutie	Mike Hohensee
1961	8-6																	
1962	9-5	0-0																
1963	11-1-2	0-0																
1964	2-8	3-1	0-0															
1965	0-2	9-3	0-0															
1966	0-0	5-7-2	0-0															
1967		0-0	0-2	7-4-1														
1968		0-0	0-2	3-4	4-1													
1969				0-5	0-2	1-6												
1970				5-8		1-0	0-0											
1971				2-1		3-4	1-3											
1972						4-9-1												
1973						3-9		0-2										
1974						1-2		3-8										
1975						0-1		2-7	2-2									
1976					0-0			0-0	7-7									
1977					0-0				9-5	0-0	0-0							
1978									4-8	3-1	0-0							
1979									1-2	9-1	0-3							
1980									0-0	2-4	5-5							
1981									0-0		6-10							
1982									0-0		0-0	3-4						
1983									0-0		1-2	7-6						
1984									0-0		7-2	2-2	0-1	1-1				
1985											11-0	4-1				0-0		
1986											6-0	0-2				7-0	1-0	
1987											5-1					4-2		
1988											7-2					4-1		
1989																5-6		
1990																1-1		
1991																		
1992																		
1993																		
1994																		
1995																		
1996																		
1997																		
1998																		
1999																		
2000																		
2001																		
2002																		
2003																		
Totals	30-22-2	17-11-2	0-4	17-22-1	4-3	13-31-1	1-3	5-17	23-24	14-6	12-20	46-15	6-5	0-1	1-1	21-10	1-0	2-0

# History

## Quarterbacks Starting Records

**GSH**

1961-2003 (Regular Season only)

Year	Steve Bradley	Jim Harbaugh	Peter Tom Willis	Will Furrer	Erik Kramer	Steve Walsh	Dave Kreig	Rick Mirer	Steve Stenstrom	Moses Moreno	Shane Matthews	Cade McNown	Jim Miller	Chris Chandler	Henry Burris	Kordell Stewart	Rex Grossman
1961																	
1962																	
1963																	
1964																	
1965																	
1966																	
1967																	
1968																	
1969																	
1970																	
1971																	
1972																	
1973																	
1974																	
1975																	
1976																	
1977																	
1978																	
1979																	
1980																	
1981																	
1982																	
1983																	
1984																	
1985																	
1986																	
1987	0-1	0-0															
1988		1-1															
1989		1-4															
1990		10-4	0-0														
1991		11-5	0-0														
1992		5-8	0-2	0-1													
1993		7-8	0-1														
1994					1-4	8-3					0-0						
1995					9-7	0-0			0-0		0-0						
1996					1-3		6-6		0-0		0-0						
1997					4-9			0-3	0-0								
1998					3-5				1-6	0-1				0-0			
1999											3-4	2-4	1-2				
2000											3-2	1-8	1-1				
2001											2-1		11-2				
2002													2-6		2-5	0-1	
2003															3-3	2-5	2-1
Totals	0-1	35-30	0-3	0-1	18-28	8-3	6-6	0-3	1-6	0-1	8-7	3-12	15-11	5-8	0-1	2-5	2-1

History

Yr	No.	Name (pos)	College
2004	14	Tommie Harris (DT)	Oklahoma
2003a	14	Michael Haynes (DE)	Penn State
2003b	22	Rex Grossman (QB)	Florida
2002	29	Marc Colombo (OT)	Boston College
2001	8	David Terrell (WR)	Michigan
2000	9	Brian Urlacher (LB)	New Mexico
1999	12	Cade McNown (QB)	UCLA
1998	5	Curtis Enis (RB)	Penn State
1997	11	(To Sea for QB Rick Mirer and 4th rd pick)	
1996	13	Walt Harris (CB)	Miss. St.
1995	21	Rashaan Salaam (RB)	Colorado
1995	11	John Thierry (DE)	Alcorn St.
1993	7	Curtis Conway (WR)	USC
1992	22	Alonzo Spellman (DT)	Ohio State
1991	22	Stan Thomas (T)	Texas
1990	6	Mark Carrier (S)	USC
1989a	11	Donnell Woolford (CB)	Clemson
		(from LA Raiders for WR Willie Gault)	
1989b	12	Trace Armstrong (DE)	Florida
		(from Wash. for LB Wilber Marshall)	
1989c	25	(To Miami for 2nd and 3rd rd picks)	
1988a	23	Brad Muster (FB)	Stanford
1988b	27	Wendell Davis (WR)	LSU
		(from Wash. for LB Wilber Marshall)	
1987	26	Jim Harbaugh (QB)	Michigan
1986	27	Neal Anderson (RB)	Florida
1985	22	William Perry (DT)	Clemson
1984	11	Wilber Marshall (LB)	Florida
1983a	6	Jim Covert (T)	Pittsburgh
1983b	18	Willie Gault (WR)	Tennessee
		(from Tampa Bay for 1982 2nd rd pick)	
1982	5	Jim McMahon (QB)	BYU
1981	11	Keith Van Horne (T)	USC
1980	19	Otis Wilson (LB)	Louisville
1979a	4	Dan Hampton (DT)	Arkansas
		(from Tampa Bay for DT Wally Chambers)	
1979b	9	Al Harris (DE)	Arizona State
1978	20	(To Cleveland for QB Mike Phipps)	
1977	15	Ted Albrecht (T)	California
1976	8	Dennis Lick (T)	Wisconsin
		(from Det. for 1st and 3rd rd picks)	
1975	4	Walter Payton (RB)	Jackson State
1974a	4	Waymond Bryant (LB)	Tennessee St.
1974b	20	Dave Gallagher (DE)	Michigan
		(from LA Rams for WR Dick Gordon)	
1973	8	Wally Chambers (DT)	E. Kentucky
1972a	3	Lionel Antoine (T)	S. Illinois
		(from Giants for Hyland and McRae)	
1972b	12	Craig Clemons (S)	Iowa
1971	11	Joe Moore (RB)	Missouri
1970	2	(To GB for Caffey, Pitts, and Hyland)	
1969	14	Rufus Mayes (T)	Ohio State
1968	17	Mike Hull (RB)	USC
1967	10	Loyd Phillips (DE)	Arkansas

Yr	No.	Name (pos)	College
1966	12	George Rice (DT)	LSU
1965a	3	Dick Butkus (LB)	Illinois
		(from Pit. for '64 2nd and 4th rd picks)	
1965b	4	Gale Sayers (RB)	Kansas
1965c	6	Steve DeLong (DE)	Tennessee
		(from Wash. for Coia and Williams)	
1964	14	Dick Evey (DT)	Tennessee
1963a	10	(To LA Rams for RB Joe Marconi)	
1963b	11	Dave Behrman (C)	Michigan State
		(from Pit. for QB Ed Brown)	
1962	7	Ronnie Bull (RB)	Baylor
1961	5	Mike Ditka (TE)	Pittsburgh
1960	7	Roger Davis (G)	Syracuse
1959	7	Don Clark (HB)	Ohio State
1958	7	Chuck Howley (LB/G)	West Virginia
1957	13	Earl Leggett (DT)	LSU
1956	10	Menan "Tex" Schriewer (E)	Texas
1955	11	Rn Drzewiecki (HB)	Marquette
1954	6	Stan Wallace (HB)	Illinois
1953	6	Billy Anderson (HB)	Compton JC
1952	8	Jim Dooley (FL/HB)	Miami (FL)
1951a	2	Bob Williams (QB)	Notre Dame
		(from New York Yanks)	
1951b	10	Billy Stone (HB)	Bradley
		(from disbanded Colts)	
1951c	16	Gene Schroeder (E)	Virginia
1950	2	Chuck Hunsinger (HB)	Florida
		10 Harper Davis (HB)	Mississippi St.
		(from dispersal draft)	
1949	10	Dick Harris (C)	Texas
1948a	7	Bobby Layne (QB)	Texas
		(from Det. through Pit. for HB Ray Evans)	
1948b	13	Max Baumgardner (E)	Texas
1947a	1	Bob Fenimore (HB)	Oklahoma A&M
		(Bonus Choice)	
1947b	11	Don Kindt (HB)	Wisconsin
1946	4	Johnny Lujack (QB)	Notre Dame
1945	7	Don Lund (HB)	Michigan
1944	8	Ray Evans (HB)	Kansas
1943	9	Bob Steuber (HB)	Missouri
1942	10	Frankie Albert (QB)	Stanford
1941a	1	Tom Harmon (HB)	Michigan
		(from Phil. for C John Schiechl)	
1941b	3	Norm Standlee (FB)	Stanford
		(from Pit. for QB Billy Patterson)	
1941c	9	Don Scott (HB)	Ohio State
1940	7	Clyde Turner (C/LB)	Hardin-Simmons
1939a	2	Sid Luckman (QB)	Columbia
1939b	6	Bill Osmanski (FB)	Holy Cross
		(from Pit. for E Eggs Manske)	
1938	10	Joe Gray (HB)	Oregon State
1937	8	Les McDonald (E)	Nebraska
1936	6	Joe Stydahar (T)	West Virginia

**1936 (Feb 8)**

1. Stydahar, Joe, T, West Virginia
2. Michaels, Eddie, G, Villanova
3. Roscoe, George, B, Minnesota
4. Allman, Bob, E, Michigan St.
5. Oech, Vern, T, Minnesota
6. Christofferson, Ted, B, Wash. St.
7. Smith, Dick, T, Minnesota
8. Sylvester, John, E, Rice
9. Fortmann, Dan, G, Colgate

**1937 (Dec 12, 1936)**

1. McDonald, Les, E, Nebraska
2. Stewart, Marv, C, LSU
3. Plasman, Dick, E, Vanderbilt
4. Hammond, Henry, E, SW (KS)
5. Conkright, Bill "Red," C, Okla.
6. Bjork, Del, T, Oregon
7. Friedman, J.W. "Buck," B, Rice
8. Toth, Steve, B, Northwestern
9. Guepe, Al, B, Marquette
10. Wade, Ed "Red," T, Utah St.

**1938 (Dec 12, 1937)**

1. Gray, Joe, B, Oregon St.
2. Famiglietti, Gary, B, Boston U.
3. Zarnas, Gust, G, Ohio St.
4. Masterson, Bob, E, Miami (FL)
5. Ramsey, Frank, G, Oregon St.
6. Sims, Fletcher, B, Georgia Tech
7. Schwarz, Alex, T, San Francisco
8. Weger, John, T, Butler
9. Mickovsky, Ray, B, Case W Res.
10. Dreher, Fred, E, Denver

**1939 (Dec 8, 1938)**

- 1a. Luckman, Sid, QB, Columbia (from Pitt)
- 1b. Osmanski, Bill, B, Holy Cross
2. Wysocki, John, E, Villanova
3. Delaney, Joe, T, Holy Cross
4. Choice to Brooklyn
5. Heileman, Charlie, E, Iowa St.
6. Dannies, Bob, C, Pittsburgh
7. Bray, Ray, G, Western Michigan
8. Wood, Walt, B, Tennessee
9. Braga, Al, B, San Francisco
10. Rouse, Hal, B, Idaho
11. Bock, Ed, G, Iowa St.
12. Stofa, Anton, B, Luther
13. Voigts, Bob, T, Northwestern
14. Armstrong, Ken, T, Tarkio
15. Masters, Raphael, E, Newberry
16. Sherman, Solly, B, Chicago
17. Simonich, Ed, B, Notre Dame
18. Vogeler, George, C, Okla. St.
19. Forte, Aldo, T, Montana
20. Kircher, Everett, B, Iowa St.

**1940 (Dec 9, 1939)**

1. Turner, Clyde "Bulldog," C/LB, Hardin-Simmons
2. Kavanaugh, Ken, E, LSU
3. Kolman, Ed, T, Temple
4. Woudenberg, John, T, Denver
5. Akin, Leonard, G, Baylor
6. Fordham, Jim, B, Georgia
7. Pool, Hampton, G, Stanford
8. Pace, Tom, B, Utah
9. Artoe, Lee, T, California
10. McCubbin, Bill, E, Kentucky
11. Clark, Harry, B, West Virginia
12. Crisci, Frank, T, Case W Reserve
13. Barnes, Sherm, E, Baylor
14. Christianson, Al, B, Knox

15. White, Wilbur, T, Bradley
16. Schlosser, Ralph, C, Gonzaga
17. Popov, John, B, Cincinnati
18. Bussey, Young, B, LSU
19. McLaran, Ray, B, St. Anselm
20. Kichefski, Walt, E, Miami (FL)

**1941 (Dec 19, 1940)**

1. Harmon, Tom, B, Michigan
2. Standlee, Norm, B, Stanford
3. Scott, Don, B, Ohio St.
4. Gallarneau, Hugh, B, Stanford
5. O'Rourke, Charley, B, Boston College
6. O'Boyle, Tommy, G, Tulane
7. Federovich, John "Ace," T, Davis & Elkins
8. Hartman, Fred, T, Rice
9. Rankin, Dave, E, Purdue
10. Matusza, Al, C, Georgetown
11. Laher, Hal, G, Oklahoma
12. LaLanne, Jim, B, N Carolina
13. Hardin, Jim, E, Kentucky
14. Morrow, Bob, E, Ill. Wesleyan
15. Johnson, Jim, B, Santa Clara
16. Martin, Johnny, B, Oklahoma
17. Mulkey, Jack, E, Fresno St.
18. Osterman, Bob, C, Notre Dame
19. Glenn, Bill, B, Eastern Illinois
20. Hahnenstein, Ollie, B, N' western

**1942 (Dec 22, 1941)**

1. Albert, Frankie, B, Stanford
2. Boratyn, Joe, B, Holy Cross
3. Ruby, Martin, T, Texas A&M
4. Burrus, H.C., E, Hardin-Simm.
5. Jeffries, Bob, G, Missouri
6. Maznicki, Frank, B, Boston Coll.
7. Petty, John, B, Purdue
8. Mullins, Noah "Moon," B, Kent.
9. Geyer, Bill, B, Colgate
10. Daniell, Jim, T, Ohio St.
11. Hunt, Jack, B, Marshall
12. Gude, Henry, C, Vanderbilt
13. Krutulis, Joe, E, Miami (FL)
14. Abel, George, G, Nebraska
15. Edmiston, Don, T, Tennessee
16. Rast, Holt, E, Alabama
17. Jones, Edgar, B, Pittsburgh
18. Tessendorf, Bill, T, Gonzaga
19. Kissell, Adolph, B, Boston Coll.
20. Clarkson, Stu, C, Texas A & I

**1943 (Apr 8)**

1. Steuber, Bob, HB, Missouri
2. Evans, Fred, HB, Notre Dame
3. Stramm, Ed, T, Stanford
4. Palmer, Derrell, T, TCU
5. Vucinich, Milt, C, Stanford
6. Beals, Alyn, E, Santa Clara
7. Jurkovich, Jim, HB, California
8. Lamb, W.G. "Dub," E, Okla.
9. Hammett, Ray, QB, Stanford
10. Zirkmund, Al, HB, Nebraska
11. Wood, Clark, T, Kentucky
12. Arms, Loyd, T, Oklahoma St.
13. Sturdy, Lyle, FB, Wichita St.
14. Tomlinson, Buddy, T, Hardin-Simmons
15. Preston, Pat, T, Wake Forest
16. Norberg, Hank, E, Stanford
17. Lyons, Pat, E, Wisconsin
18. Butler, Marion, HB, Clemson
19. Santucci, Al, C, Santa Clara
20. Johnson, Orville, G, SMU

21. Boudreau, Wally, HB, Boston Coll.
22. Baumann, Bob, T, Wisconsin
23. Holscher, Elwood, C, Shurtleff
24. Keller, Ben, G, Duquesne
25. Block, Charley, E, Shurtleff
26. Brannon, Ted, T, Rice
27. Wayne, Lou, E, Texas
28. Creevy, Dick, HB, Notre Dame
29. Buffington, Bill, HB, Purdue
30. Peterson, Woody, FB, Utah

**1944 (Apr 19)**

1. Evans, Ray, B, Kansas
2. Smeja, Rudy, E, Michigan
3. Croft, Abe, E, SMU
4. Stanley, C.B., T, Tulsa
5. Seeley, Darwin, C, Stanford
6. Fawcett, Randall, B, Stanford
7. Morton, Jack, E, Missouri
8. Starford, Bill, C, Wake Forest
9. Houston, Lin, G, Ohio St.
10. Moore, J.P., B, Vanderbilt
11. Duffey, Bill, E, Georgetown
12. Hartley, Joe, T, LSU
13. Milner, Bill, G, Duke
14. Hirsch, Ed, B, Northwestern
15. Rysceley, Ed, E/G, Georgia Tech
16. Plasman, Howdy, B, Miami (FL)
17. French, Barry, T, Purdue
18. Taylor, Paul, B, USC
19. Margarita, Hank, B, Brown
20. Davis, Ed, B, Oklahoma
21. Jamison, Dick, T, USC
22. Bortka, Jack, B, Kansas St.
23. Ruskusky, Roy, E, St. Mary's (CA)
24. Franck, Harry, B, Northwestern
25. McKewan, Jack, T, Alabama
26. Mitchell, Charley, B, Tulsa
27. Boyle, Pat, G, Wisconsin
28. Pepper, Bernie, T, Missouri
29. Vogt, Karl, T, Villanova
30. Endres, Bob, G, Colgate

**1945 (Apr 6)**

1. Lund, Don, B, Michigan
2. Allen, Charley, B, SMU
3. Masterson, Forest, C, Iowa
4. Shaw, Wayne, B, SMU
5. Burgees, Glen, T, Tulsa
6. O'Brien, Pat, T, Purdue
7. Mather, Bill, C, Oregon
8. Poe, Bill, B, Clemson
9. Avery, Chuck, B, Minnesota
10. Boyd, Jack, B, UCLA
11. Ellsworth, Ralph, B, Texas
12. Mattioli, Frank, G, Pittsburgh
13. Gibson, Merle, E, TCU
14. Creevey, John, B, Notre Dame
15. Sacrinny, Nick, B, Wake Forest
16. Keane, Jim, C, Iowa
17. Niedziela, Bruno, T, Iowa
18. Williams, Broughton, E, Florida
19. Stickel, Walt, T, Pennsylvania
20. Livingston, Bob, B, Notre Dame
21. Vargon, Mike, E, Kansas St.
22. Wright, Charley, G, Iowa St.
23. Green, Jack, G, Alabama
24. Gambino, Lu, B, Indiana
25. Jones, Ray, B, Texas
26. Hary, Bob, B, Minnesota
27. Forkovich, Nick, B, William & Mary
28. Robinson, Don, B, Michigan
29. Johnston, Wayne, B, Marquette
30. Groves, George, C, Marquette

# History

## All-Time Bears Drafts

### 1946 (Jan 14)

- Lujack, Johnny, QB, Notre Dame
- Rykovich, Julie, B, Illinois
- Broyles, Frank, QB, Georgia Tech
- Knotts, Ernie, G, Duke
- Schneider, Don, B, Pennsylvania
- Scruggs, Ted, E, Rice
- Beard, Wendell, T, California
- Ziegler, John, B, Colorado
- Dropo, Walt, E, Connecticut
- Harris, Bill, C, Auburn
- Allen, Eddie, B, Pennsylvania
- Bauman, Frank, E, Illinois
- Nostrum, Reed, T, Utah
- Chatterton, Dick, B, BYU
- Timko, Johnny, C, Temple
- Hazelwood, Ted, T, No. Carolina
- Johnson, Dick, C, Baylor
- Boettcher, Art, B, Shurtleff
- Gallagher, Tom, B, Illinois
- Adams, Johnny, B, Denver
- Widseth, Dean, T, Bemidji St.
- Kochins, George, T, Bucknell
- Hoisch, Al, B, Stanford
- Grgich, Visco, E, Santa Clara
- Richards, Allen, B, Cincinnati
- Stunstill, Jess, B, Kentucky
- Smock, Ken, B, Purdue
- Weldon, Howard, G, N Carolina
- Cook, Johnny, B, Georgia
- Franck, Harry, B, Northwestern

### 1947 (Dec 16, 1946)

- Fenimore, Bob, HB, Okla. St.  
(Bonus choice)
- Kindt, Don, HB, Wisconsin
- Minini, Frank, FB, San Jose St.
- Canady, Jim, HB, Texas
- Merriman, Lloyd, B, Stanford  
(from Chi Cards)
- Wetz, Harlan, T, Texas
- Stephens, Roger, B, Cincinnati  
(from Phil)
- Moseley, Reid, E, Georgia
- Smith, H.A., E, Mississippi
- Eddleman, Dwight, HB, Illinois
- Tucker, Arnold, QB, Army
- Hatch, Larry, HB, Washington
- Adamle, Tony, C, Ohio St.
- Fritz, Emil, G, Maryland
- Turner, Jim, T, California
- Goodall, Wayne, E, Okla. City
- Gagne, Verne, E, Minnesota
- Dreyer, Wally, HB, Wisconsin
- Pupa, Walt, FB, North Carolina
- McLellan, John, T, Montana St.
- Cromer, Bill, FB, Texas
- Reader, Russ, HB, Michigan St.
- Batchelor, Jim, B, East Texas St.
- Lawler, Allen, HB, Texas
- Berlin, Gordon, C, Washington
- Cunningham, John, E, California
- Morris, Max, B, Northwestern
- Morris, Bill, E, Oklahoma
- Baumgardner, Joe, Bill, HB, Texas
- McCarthy, Jerry, E, Pennsylvania
- Pierce, Jack, HB, Illinois
- Ehlers, Ed, HB, Purdue

### 1948 (Dec 19, 1947)

- Layne, Bobby, QB, Texas  
(from Pittsburgh)
- Bumgardner, Max, E, Texas
- Garrett, Dub, T, Mississippi St.
- Ramsey, Knox, G, Will. & Mary
- Brugge, Bob, B, Ohio St.

- Choice to Detroit
- McWilliams, Tom, B, Army, Miss. St.
- Mills, Malachi, T, Va. Military
- Flanagan, Dick, E, Ohio St.
- McDowell, Jim, G, Will. & Mary
- Sheehan, Mel, E, Missouri
- Scott, Dick, C, Navy
- Cline, Ollie, B, Ohio St.
- Goode, Rob, B, Texas A&M
- Grimenstein, Clyde, E, Purdue
- Fallon, John, G, Notre Dame
- Brown, Ray, B, Virginia
- Hileman, Bob, C, California
- Gay, Thurman, T, Oklahoma St.
- Blount, Ralph, E, Texas
- Boone, JR, B, Tulsa
- Duncan, Jim, E, Wake Forest
- Gatewood, Jimmy, B, Georgia
- Brumm, George, C, Pacific
- Dietzel, Paul, C, Miami (OH)
- Clasby, Ed, B, Boston College
- Hardison, Fred, E, Duke
- Van Deren, Frank, E, California
- Pietkiewicz, Al, E, San Francisco
- Cox, Norm, B, TCU
- Smith, Truett, B, Mississippi St.

### 1949 (Dec 21, 1948)

- Harris, Dick, C, Texas
- Grimes, Billy, B, Oklahoma St.
- O'Quinn, Johnny, E, Wake Forest
- Bendrick, Ben, B, Wisconsin
- Hoffman, John, B, Arkansas
- Krall, Jerry, B, Ohio St.
- Jones, Wally, E, Kentucky
- Weatherly, Gerry, C, Rice  
(from Det)
- Wightkin, Bill, E, Notre Dame
- Tokarczyk, Dolph, G, Penn
- Malley, Lee, B, Carson-Newman
- Tibbler, Jerry, B, Mississippi
- Blanda, George, QB, Kentucky
- Taliaferro, George, B, Indiana
- Keily, Ernie, G, Texas-El Paso
- Faverty, Hal, G, Wisconsin
- Wahl, Al, T, Michigan
- Corbisiero, John, B, Middlebury
- Moran, Jim, B, John Carroll
- Mitten, Bob, G, North Carolina
- Heck, Bob, B, Pacific
- Duncan, Jim, E, Duke
- Bertuzzi, Dick, B, Kansas
- Kane, Harry, C, Pacific
- Smith, Bernie, T, Texas-El Paso
- Marczyk, Stan, T, North Carolina

### 1950 (Jan 21-22)

- Hunsinger, Chuck, B, Florida  
(from NY Bulldogs)
- Morrison, Fred, B, Ohio St.
- Dottley, John "Kayo," B, Miss.
- Romanick, Steve, B, Villanova
- Novak, Tom, C, Nebraska  
(from Pitt)
- Papaleo, Dorn, G, Boston Coll.
- Zaleski, Ernie, B, Notre Dame
- Perricone, Gaspar, B, N'western  
(from NYG)
- Hansen, Wayne, C, UTEP
- Prather, Rollin, E, Kansas St.
- Neவில், Sam, T, Oregon
- Reid, Floyd, B, Georgia  
(from NY Bulldogs)
- Braznell, Dick, B, Missouri
- Wahl, Al, T, Michigan
- Helwig, John, G, Notre Dame

- Roof, Kenny, B, Oklahoma St.
- Dempsey, Frank, T, Florida
- Hoover, Al, G, LSU
- Glisson, Jimmy, B, Tulane
- Bradley, Ed, E, Wake Forest
- Janaszek, Ray, B, Dayton
- Andrews, Rupert, B, Stanford
- Bye, Billy, B, Minnesota
- Crawford, Jim, G, Mississippi
- Angle, Bob, B, Iowa St.
- Byler, Jim, G, North Carolina St.
- Bingham, Bill, T, Harding
- Polenske, Walt, B, Pacific
- Samuels, Perry, B, Texas
- Sella, George, B, Princeton
- Davis, Wilton, B, Hardin-Simm.
- Kenary, Jim, B, Harvard
- Nadherny, Fred, B, Yale
- Markert, Allen, T, Minnesota

### 1951 (Jan 18-19)

- Williams, Bob, QB, Notre Dame  
(from Balt)
- Stone, Billy, B, Bradley\*  
(from NYG)
- Schroeder, Gene, E, Virginia
- George, Bill, T, Wake Forest
- White, Wilford, B, Arizona St.
- Moser, Bob, C, Pacific
- Jelley, Tom, E, Miami (FL)  
(from NYG)
- Rowland, Brad, B, McMurry
- Falkenberg, Herb, B, Trinity (TX)
- Lea, Paul, T, Tulane
- Mayes, Clair, G, Oklahoma
- Gregus, Bill, B, Wake Forest
- Sherill, J.W., B, Tennessee
- Hardiman, Tom, B, Georgetown
- Hairston, Lawrence, T, Nev.-Reno
- Wright, Charley, B, West Tex. St.
- Woods, Bailey, B, Abilene  
Christian (TX)
- Hall, Sid, C, Pacific
- Volm, Frank, E, Marquette
- Dufek, Don, B, Michigan
- Brown, Chuck, G, Illinois
- Lisak, Ed, B, Oklahoma
- Smith, Larry, C, South Carolina
- Higgins, Larry, B, Fordham
- Hanson, Bob, G, Montana
- Hlavac, Rene, T, Neb.-Omaha
- Dokas, Pete, E, Mansfield
- Miller, Johnny, B, Northwestern
- Rogers, Buddy, B, Arkansas
- Taylor, Jerry, C, Wyoming
- Campbell, Leon, B, Arkansas\*
- Justice, John, G, Santa Clara
- Butcher, Charley, E, Geo. Wash.
- \*Selected from disbanded Baltimore franchise

### 1952 (Jan 17)

- Dooley, Jim, B, Miami (FL)
- Macon, Eddie, B, Pacific
- McColl, Bill, E, Stanford
- Clark, Herman, T, Oregon St.
- Hoffman, Jack, E, Xavier (OH)  
(from Pitt)
- Williams, Fred, T, Arkansas
- Brown, Ed, QB, San Francisco
- Fortunato, Joe, B, Mississippi St.
- Bishop, Bill, T, N Texas St.  
(from Pitt)
- Jurney, Billy, E, Arkansas
- Cross, Bobby, T, S. F. Austin
- Choice to Green Bay

- Miller, Bill, B, Wake Forest
- Kozar, Andy, B, Tennessee
- Athan, Rich, B, Northwestern
- Galloway, Gale, C, Baylor
- Kazmaier, Dick, B, Princeton
- Spears, Bob, FB, Yale
- Carroll, John, T, Houston
- O'Connell, Tommy, QB, Illinois
- Feidenbach, Ken, T, Drake
- Lesane, Jimmy, B, Virginia
- Daffer, Ted, G, Tennessee
- Gregory, Dick, B, Minnesota
- Nestor, Paul, T/E, Maryland
- Mundinger, Dick, T, Minnesota
- Stoddard, Bob, T, Utah St.
- McElroy, Bucky, FB, S. Miss.
- Reid, Bob, B, Baylor
- Sciocia, Karney, FB, Maryland
- Riggs, Teddy, B, Rice
- Shemonski, Bob, HB, Maryland

### 1953 (Jan 22)

- Anderson, Billy, B, Compton J.C.
- Bratkowski, Zeke, QB, Georgia
- Rowekamp, Bill, B, Army, Mo.
- Koch, Joe, B, Wake Forest
- Jones, Stan, T, Maryland
- DeCarlo, Art, B, Georgia
- Gilbert, Kline, T, Mississippi (from SF)
- McElroy, Bucky, B, S. Mississippi (from Wash)
- Bingham, Don, B, Sul Ross
- Kreamcheck, John, T, Will. & Mary
- Ashley, Bruno, T, East Texas St.
- Moore, Jimmy, B, Florida A&M
- Slowe, Jim, C, Georgetown
- Charnay, Ralph, B, Kentucky (from Pitt)
- Lawrence, Jim, T, Duke
- Strickland, Larry, C, N Texas St.
- Carl, Harland, B, Wisconsin
- Jecha, Ralph, G, Northwestern
- Hatley, John, T, Sul Ross
- Beal, Bob, E, California
- Shirley, Jim, B, Clemson
- Byrus, Bill, T, Iowa St.
- Mahin, Tom, T, Purdue
- Martin, Wayne, E, TCU
- Wood, Wayne, T, Memphis St.
- Mask, Jim, E, Mississippi
- Hatcher, Paul, C, Ark. City J.C.
- Pickard, Clyde, G, Wake Forest
- Evans, Bob, T, Pennsylvania
- Wahlin, Marvin, B, Arizona St.
- Caldwell, Jim, T, Tennessee St.
- Lewis, Jack, E, Wake Forest
- Brehany, Bill, QB, Va. Military

### 1954 (Jan 28)

- Wallace, Stan, HB, Illinois
- Casares, Rick, FB, Florida
- Meadows, Ed, T, Duke
- Paterra, Fran, B, Notre Dame
- Griffis, Bob, G, Furman
- Hudson, John, G, Rice
- Cecere, Ralph, B, Villanova
- Garlington, Tom, T, Arkansas
- Giel, Paul, B, Minnesota
- Andrews, D.C., E, Hardin-Simm.
- Wallin, Ron, B, Minnesota
- Faragalli, Joe, G, Villanova
- Seaholm, Julius, G, Texas
- Miller, Ken, FB, Illinois
- Hill, Harlon, E, N Alabama
- Lindley, Earl, B, Utah St.

- Woodard, Lou, C, S. Houston St.
- Moore, McNeil, B, S. Houston St.
- Lum, Jim, T, Louisiana Tech
- Ladd, Jim, E, Bowling Green
- Cleere, Sonny, T, Abilene Christ.
- Sumner, Charlie, B, Will. & Mary
- Lee, Herman, T, Florida A&M
- Jarrett, Bill, B, West Virginia
- Feamster, Tom, E, Florida St.
- Petroka, Lou, B, Boston U.
- Oniskey, Dick, C, Tenn.-Chatt.
- Underwood, P.W., G, Miss. St.
- Beale, Alvin, QB, Trinity (TX)
- Haluska, Jim, B, Wisconsin

### 1955 (Jan 27-28)

- Drzewiecki, Ron, HB, Marquette
- Watkins, Bobby, HB, Ohio St.
- Choice to Cleveland
- O'Malley, Joe, E, Georgia
- Kendall, Leland, T, Oklahoma St.
- Shannon, Dan, E, Notre Dame (from Wash)
- Mosely, Henry, HB, M. Brown
- Sturges, Bruce, HB, Will. & Mary
- Verkerk, Gene, T, N Texas St.
- Lavery, Jim, HB, Scranton
- Allen, John, E, Arizona St.
- Redfield, Tom, E, Delaware
- Bratt, Clarence, HB, Wisconsin
- Cash, Norm, HB, Sul Ross
- Nickla, Ed, G, Tennessee
- Smith, J.D., FB, N Carolina A&T
- Choice to Chicago Cardinals
- Harrison, Mel, C, S. Houston St.
- Roach, Claude, G, TCU
- Jones, Allen, B, Baylor
- James, Joe, T, Howard Payne
- Hall, Choyce, C, MWestern St.
- Allison, Carl, B, Oklahoma
- Barger, Jerry, B, Duke
- Young, Joe, E, Marquette
- Dees, Charley, T, Tyler J.C.
- Jeter, Perry, HB, Cal Poly-SLO
- Kinley, Joel, G, Tennessee
- Wright, Charley, E, Pr. View A&M
- Klein, Dick, T, Iowa
- Fouts, Jerry, HB, MWestern St.

### 1956 (Nov 29, 1955 & Jan 12, 1956)

- Schriewer, Menan, E, Texas
- Brckett, M.L., T, Auburn
- Choice to Cleveland
- Mellekas, John, T, Arizona
- Galimore, Willie, B, Fla. A&M
- Choice to Cleveland
- Caroline, J.C., B, Illinois
- Klawitter, Dick, C, So. Dakota St.
- Vargo, Ken, C, Ohio St.
- Lucas, Dick, E, Boston College
- Jankans, John, E, Arizona St.
- Cruze, Buddy, E, Tennessee
- Grogg, Dick, G, Minnesota
- Graham, Milt, E, Colgate
- Fitzgerald, Dick, FB, Notre Dame
- Brown, Ray, B, Florida
- Adams, Tom, E, UCLA
- Payton, Earl, B, Pr. View A&M
- Smith, John, B, UCLA
- Maxime, Charley, G, Auburn
- Waddell, Jimmy, B, Compt. J.C.
- Billings, Joe, T, Memphis St.
- Holt, Lou, E, Howard Payne
- Castete, Jess, B, McNeese St.
- Hentschel, Jerry, T, S. Houston St.

- Orr, Don, B, Vanderbilt
- Buchanan, Waylon, E, E. Tex. St.
- Alexander, Bob, B, Trinity (CT)
- Kriemeyer, Billy, B, Vanderbilt
- Buckler, Jim, G, Alabama

### 1957 (Nov 27, 1956 & Jan 31, 1957)

- Leggett, Earl, T, LSU
- Swink, Jim, B, TCU
- Knox, Ronnie, QB, UCLA
- Johnson, Jack, B, Miami (FL)
- Zucco, Vic, B, Michigan St.
- Dickinson, Bo, B, S. Mississippi
- DeLuca, Gerry, T, Mid Tenn. St.
- Ward, Al, B, Yale (from Pitt)
- Kilcullen, Bob, T, Texas Tech
- Brown, Bill, G, Syracuse
- Murphy, Bill, E/B, Fresno St.
- Hampton, Roger, B, McNeese St.
- Sorenson, Larry, T, Utah St.
- Williams, Don, B, Texas Tech
- Schmidt, Bob, B, Memphis St.
- Hosek, Tony, E, West Virginia
- Heuring, Ed, E, Maryland
- Heine, Don, E, Murray St.
- Wharton, Al, G, Maryland
- Hermesen, Lee, B, Marquette
- Frazier, Al, B, Florida A&M
- Janes, Jerry, E, LSU
- Dalzell, Tom, T, Virginia Tech
- Peroyea, Don, T, SE Louisiana
- Lutterback, Ken, B, Evansville
- Ryan, Joe, C, Villanova
- Harris, Gehrig, B, Grambling
- Brown, Nick, G, Fresno St.
- Emerson, Tom, G, Oklahoma
- Caraway, Donnie, B, Houston
- Wesley, Sam, B, Oregon St.

### 1958 (Dec 2, 1957 & Jan 28, 1958)

- Howley, Chuck, G, West Va.
- Dewveall, Willard, E, SMU
- Cooke, Ed, E, Maryland
- Healy, Don, T, Maryland (from Cleve)
- Barnes, Erich, B, Purdue
- Jewett, Bob, E, Michigan St.
- Douglas, Merrill, B, Utah
- Bentley, Gene, B, Texas Tech
- Rutsch, Ed, T, George Wash.
- Anderson, Ralph, E, Cal St.-LA
- Lewis, Aubrey, B, Notre Dame
- Cinelli, Rocco, T, Wisconsin
- Morris, Johnny, HB, Cal-SB
- Choice to New York Giants
- Melnik, Bill, T, Army
- Harryman, Jim, B, Compton J.C.
- Pleger, Ken, T, Capital
- Eaton, Dick, C, Richmond
- Dupler, Phil, B, Duke
- Roehnel, Bill, G, Bradley (from GB)
- Chancey, Bill, E, West Virginia
- Rutledge, Les, T, Michigan St.
- Miller, Bill, T, NM Highlands
- Carter, Al, B, Tennessee
- Daw, Ken, B, Sam Houston St.
- Moon, Russ, T, Virginia Tech
- Barron, Bob, C, St. Norbert
- Lyles, Bob, B, Memphis St.
- Napolski, Ben, E, Northwestern
- Main, Wilbur, B, Maryland
- Hakes, Glen, G, New Mexico
- Halum, Bobby, QB, Mid TN St.

### 1959 (Dec 2, 1958)

- Clark, Don, B, Ohio St.
- Pettibon, Richie, QB, Tulane
- Johnson, Pete, B, Va. Military
- Choice to LA Rams
- Adams, John, B, Cal St.-LA
- Cole, Fred, G, Maryland
- Tucker, Jim, E, Tenn-Chatt.  
(from Phil)
- 8a. Clark, Dick, B, Baylor
- 8b. Smith, Willie, T, Michigan  
(from NYG)
- Youmans, Maury, T, Syracuse
- Coronado, Bobby, E, Pacific
- Gray, Ed, T, N Texas St.
- Rowland, Justin, E, TCU
- Jones, Gene, B, Rice
- Robb, Joe, T, TCU
- LeClerc, Roger, C, Trinity (CT)
- Redding, Don, T, North Carolina
- Neal, Willie, B, Jackson St.
- Asbury, Ken, B, Missouri Valley
- Plain, Chris, T, Stanford
20. Carcatera, Tony, E, Elon
21. Stone, Donnie, B, Arkansas
22. Rubal, Lennie, B, Will. & Mary
23. Haller, Bob, T, NW Missouri St.
24. Spain, Bob, T, Baylor
25. Huhn, Tom, C, St. Joseph's (IN)
26. Kunde, Bob, T, Capital
27. Aveni, John, E, Indiana
28. Williams, Bob, E, Notre Dame
29. Southern, Eddie, E, Texas
30. Jackson, Cliff, B, No. Car. Cent.

### 1960 (Nov. 30, 1959)

- Davis, Roger, G, Syracuse
- Choice to Washington
- Meredit, Don, QB, SMU
- Martin, Billy, B, Minnesota
- Norman, Dick, QB, Stanford
- Kovac, Ed, B, Cincinnati
- Bivins, Charley, B, Morris Brown
- Manning, Pete, E, Wake Forest
- Kirk, Ken, C, Mississippi
- Choice to Pittsburgh
- 11a. Fanning, Stan, T, Idaho  
(from Phil)
- 11b. Shaw, Glenn, HB, Kentucky
12. Budrewicz, Tom, T, Brown
13. Spada, Bob, E, Duke
14. Sorey, Jim, T, Texas Southern
15. Lashua, Warren, B, Whitworth
16. Farrington, John, E, Pr. View A&M
17. Hanna, Jim, E, USC
18. King, Claude, B, Houston
19. Roberts, Lloyd, T, Georgia
20. Coia, Angelo, B, USC

### 1961 (Dec 27-28, 1960)

- Ditka, Mike, E, Pittsburgh
- Brown, Bill, B, Illinois
- Gibson, Claude, B, No. Car. St.
- Ladd, Ernie, T, Grambling
- Lincoln, Keith, B, Washington St.
- Fleming, George, B, Washington
- Pyle, Mike, C, Yale
- Ryan, Ed, B, Michigan St.
9. Bethune, Bob, B, Mississippi St.
10. Harness, Jason, E, Michigan St.
11. Fewell, Sam, T, South Carolina
12. Dyer, Howard, QB, Va. Military
13. McLeod, Bob, E, Abilene  
Christian (TX)
14. Tyrer, Jim, T, Ohio St.

15. Linning, Chuck, T, Miami (FL)
16. Frazier, Wayne, C, Auburn
17. Barfield, Rossie, E, No. Car. Central
18. Finn, John, T, Louisville
19. Charles, Ben, QB, South Carolina
20. Mason, Gordon, B, Tenn. Tech

### 1962 (Dec 4, 1961)

1. Bull, Ronnie, B, Baylor
- 2a. Brock, Clyde, T, Utah St.  
(from Pit)
- 2b. McRae, Bennie, B, Michigan
- 3a. Bates, Jim, E, USC (from Dal)
- 3b. Hull, Bill, E, Wake Forest
4. Cadile, Jim, T, San Jose St.
- 5a. Burton, Mac, E, San Jose St.  
(from Wash)
- 5b. Tunnicliff, Bill, FB, Michigan
6. Choice to Philadelphia
7. O'Bradovich, Ed, E, Illinois
- 8a. Reynolds, Ed, T, Tulane
- 8b. Onesti, Larry, C, Northwestern  
(from NYG)
9. Winston, Kelton, HB, Wiley
10. Weaver, LeRoy, B, Adams St.
11. Robinson, Jerry, HB, Grambling
12. Watts, Bill, T, Miami (FL)
13. Perkowski, Joe, B, Notre Dame
14. Von Sonn, Andy, C, UCLA
15. Martin, Kent, T, Wake Forest
16. Nelson, John, C, Xavier (OH)
17. Glass, Glenn, HB, Tennessee
18. Neck, Tommy, B, LSU
19. Kellum, Bill, T, Tulane
20. Roberts, Jack, T, Ohio St.

### 1963 (Dec 3, 1962)

- 1a. Choice to Los Angeles Rams
- 1b. Behrman, Dave, C, Michigan St.  
(from Pit)
- 2a. Barnett, Steve, T, Oregon  
(from Dal)
- 2b. Jencks, Bob, E, Miami (OH)
3. Glueck, Larry, DB, Villanova
- 4a. Sanders, Stan, E, Whittier  
(from SF)
- 4b. Mitchell, Charley, HB, Washington  
(from Pit)
- 4c. Choice to Baltimore
5. Choice to San Francisco
- 6a. Johnson, John, T, Indiana  
(from Pit)
- 6b. Mathieson, Dave, QB, Wash. St.
7. Underhill, Paul, B, Missouri
8. Harmon, Dennis, DB, So. Illinois
- 9a. Day, Monte, T, Fresno St.  
(from Dal)
- 9b. Watson, Dave, LB, Georgia Tech
10. Hoerster, Ed, LB, Notre Dame
11. Tullis, James, DB, Florida A&M
12. Drummond, Dick, B, Geo. Wash
13. Szumczyk, John, FB, Trinity (CT)
14. Banks, Gordon, B, Fisk
15. Dentel, Bob, C/LB, Miami (FL)
16. Caylor, Lowell, DB, Miami (OH)
17. Sisk, John, B, Miami (FL)
18. Slabelough, Jeff, E, Indiana
19. Yaksick, Bob, DB, Rutgers
20. Gregory, John, E, Bal.-Wallace

### 1964 (Dec 2, 1963)

1. Evey, Dick, T, Tennessee
- 2a. Choice to Pittsburgh
- 2b. Martin, Billy, E, Georgia Tech  
(from LA Rams)

- 2c. Crain, Pat, HB, Clemson  
(from Pit)
3. Blanks, Sid, HB, Texas A & I
- 4a. Budka, Frank, HB, Notre Dame
- 4b. Reilly, Mike, LB, Iowa  
(from Min)
5. Conners, Dan, T, Miami (FL)
6. Jones, Jimmy, E, Wisconsin
7. Logan, Chuck, E, Northwestern
8. Rakestraw, Larry, QB, Georgia
9. Wilkinson, Jay, HB, Duke
10. Brown, Mike, B, Delaware
11. Leeuwenberg, Dick, T, Stanford
12. Horton, Bob, FB, Boston U.
13. Webb, Cloyd, E, Iowa
14. Francisco, Kent, T, UCLA
15. Burman, George, T, N'western
16. Butler, Roderick, HB, E. Illinois
17. Kasapis, Constantinos, T, Iowa
18. Batts, Bob, HB, Texas Southern
19. Whitehead, Jim, T, Georgia
20. Niglio, Dick, FB, Yale

### 1965 (Nov 28, 1964)

- 1a. Butkus, Dick, LB, Illinois  
(from Pit)
- 1b. Sayers, Gale, HB, Kansas
- 1c. DeLong, Steve, T, Tennessee  
(from Wash)
2. Choice to Cleveland
3. Choice to Cleveland
4. Nance, Jim, FB, Syracuse
5. Choice to LA Rams
6. Carey, Tony, HB, Notre Dame
- 7a. Gordon, Dick, HB, Michigan St.
- 7b. Sutton, Mickey, B, Auburn  
(from Wash)
8. Schweda, Brian, T, Kansas
9. Ambrusko, Ken, B, Maryland
10. Murphy, Dennis, T, Florida
11. Cornish, Frank, T, Grambling
12. Cox, Steve, T, South Carolina
13. Daniels, Dave, T, Florida A&M
14. Pivec, Dave, E, Notre Dame
15. Robinson, Art, B, Cal St.-L.A.
16. Pitts, Frank, E, Southern
17. LaFramboise, Tom, QB, L'ville
18. Schwager, Mike, T, Maryland
19. Bobich, Lou, K, Michigan St.
20. Kurek, Ralph, FB, Wisconsin

### 1966 (Nov 27, 1965)

1. Rice, George, T, LSU
2. Brown, Charlie, DB, Syracuse
3. Pickens, Bob, T, Nebraska
- 4a. Jackson, Randy, T, Florida  
(from Pit)
- 4b. Buffone, Doug, LB, Louisville
5. Choice to Minnesota
- 6a. Brewster, Dennis, T, BYU  
(from Wash)
- 6b. McRae, Franklin, DT, Tenn. St.
7. Myer, Ron, QB, South Dakota St.
8. McFalls, Doug, DB, Georgia
9. Greenlee, Fritz, E, Arizona
10. Burnett, Bobby, HB, Arkansas
11. Owens, Terry, E, Jacksonville St.
12. Page, Wayne, DE, Clemson
13. Becker, Wayne, T, Montana
14. Buckner, Mike, DB, N'western
15. Kollman, Jim, G, Oregon
16. Senkbeil, Lynn, LB, Nebraska
17. Gentry, Curtis, DB, Md-E Shore
18. Kines, Charley, T, Michigan
19. Haberer, Roger, HB, E. Illinois
20. Sellers, Goldie, HB, Grambling



**1967 (Mar 14)**

- Phillips, Loyd, DE, Arkansas
- Jones, Bob, DB, San Diego St.
- Lyle, Gary, HB, Geo. Wash.
- Dodd, Al, DB, N'western St. (LA)
- Greenlee, Tom, DB, Washington (from LA Rams)
- Alford, Bruce, K, TCU
- Carter, Virgil, QB, BYU
- Griffwald, Doug, G, W. Texas St.
- Truitt, John, E, Indiana St.
- Murphy, Roger, E, Northwestern
- Griffin, Jerry, LB, SMU
- Cass, Greg, C, Washington
- Choice to Washington
- Mayo, Earl, HB, Morgan St.
- Green, Bruce, E, Midland Luth.
- Carstens, Kaye, DB, Nebraska
- Nesbitt, Lynn, G, Wake Forest
- Oakes, Terry, DE, Cal St.-SF
- Rogers, Bill, DB, Weber St.
- Myers, Jack, LB, Western St. (CO)

**1968 (Jan 30-31)**

- Hull, Mike, RB, USC
- Wallace, Bob, E, Texas-El Paso
- Hazelton, Major, DB, Florida A&M (from Atl)
- Choice to Dallas
- Mass, Wayne, T, Clemson
- Bush, Alan, G, Mississippi (from LA Rams)
- Turner, Cecil, FL, Cal Poly-SLO
- Schmedding, Jim, C, Weber St.
- Holman, Willie, DE, So. Car. St.
- Bell, Wayne, RB, Lenior-Rhyrie
- Moore, Sam, T, Miss. Valley St.
- Davis, Fred, G, Doane
- Coady, Rich, TE, Memphis St.
- Vallez, Emilio, LB, New Mexico
- Dearion, Willie, FL, Pr. View A&M
- Gargus, Harold, DT, N. Mex. St.
- Jaeger, Rich, C, Gustavus
- Murphy, Jim, K, Utah St.
- Layton, Gene, DT, Colorado St.

**1969 (Jan 28-29)**

- Mayes, Rufus, T, Ohio St.
- Douglass, Bobby, QB, Kansas St.
- Montgomery, Ross, RB, TCU
- Redmond, Rudy, DB, Pacific
- Winegardner, Jim, TE, N. Dame
- Nicholson, Bill, DE, Stanford
- Copeland, Ron, FL, UCLA
- Hubbell, Webb, G, Arkansas
- Aluise, Joe, RB, Arizona
- Pearson, Ron, TE/LB, Maryland
- Campbell, Sam, DT, Iowa St.
- Hale, Dave, DE, Ottawa
- Quinn, Tom, DB, Notre Dame
- Ehrig, Ronnie, DB, Texas
- Coble, Bob, P, Kansas St.
- Stydahar, Dave, G, Purdue
- Long, Bob, SE, Texas A&M

**1970 (Jan 27-28)**

- Choice to Green Bay
- Choice to Dallas
- Farmer, George, WR, UCLA
- Larson, Lynn, T, Kansas St.
- Brupbacher, Ross, LB, Tex. A&M (from LA Rams)
- Choice to New Orleans
- Cutburth, Bobby, QB, Okla. St.

- Curchin, Jeff, T, Florida St. (from St. L)
- Choice to Philadelphia
- Stephenson, Dana, DB, Nebraska
- Cole, Linzy, WR, TCU
- Holloway, Glen, G, N Texas St.
- Rose, Ted, TE, N Michigan
- Davis, Butch, DB, Missouri
- Gunn, Jimmy, DB, USC
- Morgan, Jim, WR, Henderson St.
- Abraira, Phil, DB, Florida St.
- Helterbran, Bob, G, N Texas St.
- Brunson, Joe, DT, Furman

**1971 (Jan 28-29)**

- Moore, Joe, RB, Missouri
- Harrison, Jim, RB, Missouri (from NO)
- Ford, Charles, DB, Houston
- McGee, Tony, DE, Bishop
- Newton, Bob, T, Nebraska (from LA Rams)
- Moore, Jerry, DB, Arkansas
- Choice to San Francisco
- Thomas, Earl, TE, Houston (from Buf)
- Lee, Buddy, QB, LSU
- Ferris, Dennis, RB, Pitt (from LA Rams)
- Weiss, Karl, T, Vanderbilt
- McClain, Lester, WR, Tennessee
- Rowden, Larry, LB, Houston
- Hardy, Cliff, DB, Michigan St.
- Booras, Steve, DE, Mesa J.C.
- Nicholas, Ed, T, N Carolina St.
- Lewis, Willie, RB, Arizona
- Maciejowski, Ron, QB, Ohio St.
- Bailey, Sid, DE, Texas-Arlington
- Garganes, Ray, LB, Millersville

**1972 (Feb 1-2)**

- Antoine, Lionel, T, So. Illinois (from NYG)
- Clemons, Craig, DB, Iowa
- Choice to Philadelphia
- Musso, Johnny, RB, Alabama
- Choice to LA Rams
- Parsons, Bob, TE, Penn St.
- Pifferini, Bob, LB, UCLA (from Cin)
- Choice to Green Bay
- Fassel, Jim, QB, Long Beach St.
- Osborne, Jim, DT, Southern (from Dal)
- Wirtz, Ralph, WR, N Dakota St.
- Horton, Larry, DE, Iowa
- Turnbull, Jack, C, Oregon St.
- Wimberly, Ed, DB, Jackson St.
- Neill, Doug, RB, Texas A&M
- Rood, Jay, T, S. Dakota-S'field
- Brown, Bob, WR, Rice
- Lawson, Roger, RB, W Michigan
- McKinney, Bill, LB, West Tex. St.
- Dickinson, LeVerne, DB, Southern

**1973 (Jan 30-31)**

- Chambers, Wally, DE, E. Kent.
- Huff, Gary, QB, Florida St.
- Hrivnak, Gary, DT, Purdue (from Dal)
- Choice to Detroit
- Choice to Baltimore
- Ellis, Allan, DB, UCLA (from Phil)

- Choice to San Francisco
- Creaney, Mike, C, Notre Dame
- Choice to LA Rams
- Graham, Conrad, DB, Tennessee
- Deutsch, Mike, RB, N Dakota
- Barry, Bill, WR, Mississippi
- Seigler, Ed, K, Clemson
- Griffin, Mike, G, Arkansas
- Cieszkowski, John, RB, N. Dame
- Juenger, Dave, WR, Ohio U.
- Rives, Don, LB, Texas Tech
- Hart, Bill, C, Michigan
- Roach, Larry, DB, Oklahoma

**1974 (Jan 29-30)**

- Bryant, Waymond, LB, Tenn. St.
- Gallagher, Dave, DL, Michigan (from Wash)
- Choice to New England
- Wheeler, Wayne, WR, Alabama (from SD)
- Horton, Greg, G/T, Colorado
- Taylor, Cliff, RB, Memphis St. (from NE)
- Choice to Pittsburgh
- Choice to Philadelphia
- Choice to Green Bay
- Ettinger, Jack, WR, Arkansas
- Chadwick, Alan, QB, E. Tenn St.
- Grandberry, Ken, RB, Washington (from NE)
- Choice to Miami
- Choice to Cleveland
- Hodgins, Norm, DB, LSU
- Sevy, Jeff, DT, California
- Barnes, Joe, QB, Texas Tech
- Vellano, Paul, DT, Maryland
- Alexander, Oliver, TE, Grambling
- Geist, Randy, DB, Colorado
- Holland, Craig, QB, Texas-A'ton

**1975 (Jan 28-29)**

- Payton, Walter, RB, Jackson St.
- Hartenstine, Mike, DE, Penn St.
- Choice to Baltimore
- Livers, Virgil, DB, W Kentucky
- Choice to Washington
- Sorey, Revie, G, Illinois (from NO)
- Avellini, Bob, QB, Maryland
- Hicks, Tom, LB, Illinois (from LA Rams)
- Choice to Baltimore
- Douthitt, Earl, DB, Iowa (from Wash)
- Choice to Baltimore through Denver
- Harris, Joe, LB, Georgia Tech (from NE)
- Stillwell, Roger, DT, Stanford
- Choice to Miami
- Julius, Mike, G, St. Thomas (MN) (from LA Rams)
- Dean, Mike, K, Texas
- Plank, Doug, DB, Ohio St.
- McDaniel, Charles, RB, La. Tech
- Hartfield, Walter, RB, SW Tex. St.
- Marcantonio, Steve, WR, Miami (FL)
- Beckman, Witt, WR, Miami (FL)
- Harper, Roland, RB, La. Tech

# History

## All-Time Bears Drafts

### 1976 (Apr 8-9)

- Lick, Dennis, T, Wisconsin (from GB)
- Choice to Detroit
- Choice to Pittsburgh
- Baschnagel, Brian, WR, Ohio St. (from NE)
- Choice to Detroit
- Sciarra, John, DB, UCLA
- Rhodes, Wayne, DB, Alabama (from Det)
- Choice to Baltimore
- Jiggetts, Dan, T, Harvard (from Clev)
- Choice forfeited
- Muckensturm, Jerry, LB, Ark. St.
- Choice to Oakland
- Choice to Philadelphia
- Choice to Washington
- Andersen, Norm, WR, UCLA
- O'Leary, John, RB, Nebraska
- Kasowski, Dale, RB, N Dakota
- Cuie, Ron, RB, Oregon St.
- Meyers, Jerry, DT, N Illinois
- Parker, Ronald, TE, TCU
- Malham, Mike, LB, Arkansas St.

### 1977 (May 3-4)

- Albrecht, Ted, T, California
- Spivey, Mike, DB, Colorado
- Earl, Robin, RB, Washington (from NYG)
- Choice to Miami
- Choice to Pittsburgh
- Choice to Oakland
- Evans, Vince, QB, USC (from TB)
- Choice to Philadelphia
- Butler, Gerald, WR, Nicholls St.
- Choice to New York Jets
- Buonamico, Nick, DT, Ohio St.
- Breckner, Dennis, DE, Miami (FL)
- Zelenick, Connie, C, Purdue
- Irvin, Terry, DB, Jackson St.

### 1978 (May 2-3)

- Choice to LA Rams
- Choice to San Francisco
- Shearer, Brad, DT, Texas
- Choice to Kansas City
- Choice to Cincinnati
- Skibinski, John, RB, Purdue (from KC)
- Ieremia, Mekeli, DE, BYU
- Jones, Herman, WR, Ohio St.
- Freitas, George, TE, California
- Martin, Mike, LB, Kentucky
- Zambiasi, Ben, LB, Georgia
- Underwood, Walt, DE, USC
- Sibley, Lew, LB, LSU

### 1979 (May 3-4)

- Hampton, Dan, DT, Arkansas (from TB)
- Harris, Al, DE, Arizona St.
- Watts, Rick, WR, Tulsa
- McClendon, Willie, RB, Georgia
- Choice to Cincinnati
- Choice to Dallas
- Sullivan, John, LB, Illinois
- Kunz, Lee, LB, Nebraska
- Moss, Rick, DB, Purdue
- Heavens, Jerome, RB, N. Dame
- Restic, Joe, DB, Notre Dame
- Wright, Bob, T, Cincinnati
- Becker, Dave, DB, Iowa

### 1980 (Apr 29-30)

- Wilson, Otis, LB, Louisville
- Suhay, Matt, RB, Penn St.
- Choice to Dallas
- Thompson, Arland, G, Baylor
- Tabor, Paul, C, Oklahoma
- Guess, Mike, DB, Ohio St.
- Tolbert, Emanuel, WR, SMU
- Clark, Randy, G, N Illinois
- Schonert, Turk, QB, Stanford
- Stephens, Willie, DB, Texas Tech
- Judge, Chris, DB, TCU
- Fisher, Robert, TE, SMU

### 1981 (Apr 28-29)

- Van Horne, Keith, T, USC
- Singletary, Mike, LB, Baylor (from SF)
- Choice to San Francisco
- Margerum, Ken, WR, Stanford
- Bell, Todd, DB, Ohio St.
- Choice to San Francisco
- Henderson, Ruben, DB, S.D. St.
- Fisher, Jeff, DB, USC
- Zettek, Scott, DT, Notre Dame
- Ditta, Frank, G, Baylor
- Clifford, Tim, QB, Indiana
- Johnson, Lonnie, RB, Indiana
- Shupryt, Bob, LB, New Mexico

### 1982 (Apr 27-28)

- McMahon, Jim, QB, BYU
- Choice to Tampa Bay
- Wrightman, Tim, TE, UCLA
- Gentry, Dennis, RB, Baylor
- Hartnett, Perry, G, SMU
- Tabron, Dennis, DB, Duke (from SD)
- Becker, Kurt, G, Michigan
- Waechter, Henry, DT, Nebraska
- Doerger, Jerry, T, Wisconsin
- Hatchett, Mike, DB, Texas
- Turner, Joe, DB, USC
- Boliaux, Gary, LB, Wisconsin
- Young, Ricky, LB, Oklahoma St.

### 1983 (Apr 26-27)

- Covert, Jim, T, Pittsburgh
- Gault, Willie, WR, Tennessee (from TB)
- Richardson, Mike, DB, Ariz. St.
- Duerson, Dave, DB, Notre Dame
- Thayer, Tom, C, Notre Dame
- Dunsmore, Pat, TE, Drake (from SD)
- Choice to New England
- Choice to Cleveland
- Choice to Cleveland
- Dent, Richard, DE, Tennessee St.
- Bortz, Mark, DT, Iowa (from SD)
- Fada, Rob, G, Pittsburgh
- Zavagnin, Mark, LB, Notre Dame (from Clev)
- Hutchison, Anthony, RB, Texas Tech
- Worthy, Gary, RB, Wilmington
- Williams, Oliver, WR, Illinois (from SF)
- Choice to San Diego

### 1984 (May 1-2)

- Marshall, Wilber, LB, Florida
- Rivera, Ron, LB, California
- Humphries, Stefan, G, Michigan
- Andrews, Tom, G, Louisville
- Choice to Washington

- Choice to Dallas
- Robertson, Nakita, RB, Cent. Ark.
- Anderson, Brad, WR, Arizona
- Choice to San Francisco
- Casale, Mark, QB, Montclair St. (from Clev)
- Vestman, Kurt, TE, Idaho
- Gayle, Shaun, DB, Ohio St. (from Clev)
- Choice to LA Rams
- Butkus, Mark, DT, Illinois (from Clev)
- Choice to Miami
- Jordan, Donald, RB, Houston (from Clev)

### 1985 (Apr 30 - May 1)

- Perry, William, DT, Clemson
- Phillips, Reggie, DB, SMU
- Maness, James, WR, TCU
- Butler, Kevin, K, Georgia
- Choice to New York Jets
- Choice to LA Rams
- Bennett, Charles, DE, SW La.
- Buxton, Steve, T, Indiana St.
- Sanders, Thomas, RB, Texas A&M
- Coryatt, Pat, DT, Baylor
- Morrissey, Jim, LB, Michigan St.
- Choice to San Diego

### 1986 (Apr 29-30)

- Anderson, Neal, RB, Florida
- Jackson, Vestee, DB, Washington
- Williams, David, WR, Illinois
- Blair, Paul, T, Oklahoma St.
- Barnes, Lew, WR, Oregon
- Powell, Jeff, RB, Tennessee
- Jones, Bruce, DB, N Alabama
- Douglass, Maurice, DB, Kent.
- Teltschik, John, P, Texas
- Hundley, Barton, DB, Kansas St.
- Kozlowski, Glen, WR, BYU
- Choice to San Diego

### 1987 (Apr 28-29)

- Harbaugh, Jim, QB, Michigan
- Morris, Ron, WR, SMU
- Choice to Cleveland through LA Rams for Doug Flutie
- Smith, Sean, DE, Grambling (from LA Rams)
- Choice to LA Raiders
- Bryan, Steve, DE, Oklahoma (from Hou)
- Johnson, Will, LB/DE, NE La.
- Adickes, John, C, Baylor (from LARaiders)
- Choice to LA Rams
- Harris, Archie, T, Will. & Mary
- Migliazzo, Paul, LB, Oklahoma
- Heimuli, Lakei, FB, BYU
- Chapura, Dick, DT, Missouri
- Jessie, Tim, RB, Auburn
- Jeffries, Eric, DB, Texas

### 1988 (Apr 24-25)

- Muste, Brad, FB, Stanford
- Davis, Wendell, WR, LSU (from Wash. for Wilber Marshall)
- Jones, Dante, LB, Oklahoma
- Jarvis, Ralph, DE, Temple
- Thornton, Jim, TE, Cal. St.-Fullerton
- Johnson, Troy, LB, Oklahoma

# History

## All-Time Bears Drafts

GSH

5. Stinson, Lemuel, CB, Texas Tech
7. Rentie, Caesar, T, Oklahoma
- 3a. Tate, David, S, Colorado (from NE for Doug Flutie)
- 3b. Reed, Harvey, RB, Howard
3. Magee, Rogie, WR, LSU
10. Porter, Joel, T, Baylor
11. Forch, Steve, LB, Nebraska
12. Clark, Greg, LB, Arizona St.

### 1989 (Apr 23-24)

- 1a. Woolford, Donnell, DB, Clemson (from LA Raid for Willie Gault)
- 1b. Armstrong, Trace, DE, Florida (from Wash. for Wilber Marshall)
- 1c. (To Miami for Dolphins' 2nd and 3rd-round picks)
- 2a. Roper, John, LB, Texas A&M (from Miami for Bears' first-round pick)
- 2b. Zawatson, Dave, T, California
- 3a. Fontenot, Jerry, C, Texas A&M (from Miami for Bears' first-round pick)
- 3b. Choice to Philadelphia
- 4a. Paul, Markus, S, Syracuse (from LA Raiders for fourth- and sixth-rounders)
- 4b. Choice to Washington through LA Raiders
- 5a. Green, Mark, RB, Notre Dame (from Philadelphia)
- 5b. Gilbert, Greg, LB, Alabama
6. Choice to LA Raid with Bears' fourth for Raiders' fourth.
- 7a. Brothers, Richard, S, Arkansas (from Philadelphia)
- 7b. Snyder, Brent, QB, Utah St.
- 8a. Woods, Tony, DT, Oklahoma (from Philadelphia)
- 8b. Dyko, Chris, T, Wash. St.
- 9a. Harper, LaSalle, LB, Ark. (from Philadelphia)
- 9b. Sanders, Byron, RB, N'western
- 10a. Millikan, Todd, TE, Nebraska (from Philadelphia)
- 10b. Simpson, John, WR, Baylor
- 11a. Nelms, Joe, DT, California (from Philadelphia)
- 11b. Streeter, George, S, N. Dame
- 12a. Weygand, Freddy, WR, Auburn (from Philadelphia)
- 12b. Phillips, Anthony, G, Okla.

### 1990 (Apr 22-23)

1. Carrier, Mark, S, USC
- 2a. Washington, Fred, DT, TCU
- 2b. Cox, Ron, LB, Fresno St. (from SD in McMahon trade)
- 3a. Ryan, Tim, DT, USC
- 3b. Willis, Peter Tom, QB, Florida St. (from Raiders in Willie Gault trade)
4. Moss, Tony, WR, LSU
5. Chaffey, Pat, FB, Oregon St.
6. Mangum, John, DB, Alabama
- 7a. Choice to LA Raiders
- 7b. Anderson, Bill, C, Iowa (from Raiders for Bears' seventh-round pick)
8. Rouse, James, RB, Arkansas
9. Bailey, Johnny, RB, Texas A&M

10. Price, Terry, DT, Texas A&M
- 11a. White, Brent, DE, Michigan
- 11b. Matusz, Roman, T, Pitt (from Raiders for Bears' seventh-round pick)
12. Cooney, Anthony, DB, Ark.

### 1991 (Apr 21-22)

1. Thomas, Stan, T, Texas
2. Zorich, Chris, DT, Notre Dame
3. Gardocki, Chris, P/K, Clemson
4. Johnson, Joe, CB, NC State
5. Morgan, Anthony, WR, Tenn.
6. Lewis, Darren, RB, Texas A&M
7. Justin, Paul, QB, Arizona State
8. Horton, Larry, DB, Texas A&M
9. Stonebreaker, Michael, LB, Notre Dame
10. Backes, Tom, DE, Oklahoma
11. Long, Stacy, G, Clemson
12. Cook, John, DT, Washington

### 1992 (Apr 26-27)

1. Spellman, Alonzo, DT, Ohio St.
2. Auzenne, Troy, T, California
3. Lincoln, Jeremy, CB, Tenn.
4. Furrer, Will, QB, Virginia Tech
5. Harrison, Todd, TE, NC State
6. Berry, Mark, DB, Texas
7. Brown III, John, WR, Houston (Traded to NY) on 8/18/91 for Ron Mattes)
8. Jurkovic, Mirko, G, N. Dame
10. Fisher, Nikki, FB, Virginia
11. Age, Louis, T, SW Louisiana
12. Wilson, Chris, LB, Oklahoma

### 1993 (Apr 25-26)

1. Conway, Curtis, WR/KR, USC
2. Simpson, Carl, DT, Fla. State
3. Gedney, Chris, TE, Syracuse
- 4a. Choice to Indianapolis for fourth- and sixth-round picks
- 4b. Perry, Todd, G, Kentucky (from Clev. in Jay Hilgenberg trade)
- 4c. Baker, Myron, LB, La. Tech (from Indianapolis)
- 4d. Fontenot, Al, DE, Baylor (from GB for Bears' 5th and 6th from Ind.)
5. (Traded with 6th-round pick to GB for 4th-round)
6. Hoffmann, Dave, MLB, Wash.
7. Johnson, Keshon, CB, Arizona
8. (To Seattle for restricted free agent Joe Cain)

### 1994 (Apr 24-25)

1. Thierry, John, DE, Alcorn State
2. Spears, Marcus, T, NW St. (LA)
3. Flanigan, Jim, DT, Notre Dame
4. Harris, Raymond, FB, Ohio St.
5. (from Dallas on 8/17/93 with V. Smith and Minter for Roper, Blackwell, and Paul; traded to Pittsburgh 10/19/93 for Tim Worley)
6. Hill, Lloyd, WR, Texas Tech
7. Collier, Dennis, S, Colorado

### 1995 (Apr 22-23)

1. Salaam, Rashaan, RB, Colorado
- 2a. Riley, Pat, DL, Miami (FL)

- 2b. Sauerbrun, Todd, P, West Va. (from Miami on 4/4/95 for Trace Armstrong)
- 3a. Harris, Sean, LB, Arizona
- 3b. Pilgrim, Evan, G, BYU (from Dolphins for Trace Armstrong)
4. Jackson, Jack, WR, Florida
5. (To Pittsburgh on 4/29/94 in exchange for Jeff Graham)
- 6a. Gales, Kenny, CB, Wisconsin
- 6b. Reeves, Carl, DE, NC State (from Dallas 8/17/93)
7. Cox, Jamal, LB, Georgia Tech

### 1996 (Apr 20-21)

- 1a. Harris, Walt, CB, Mississippi State (from STL)
- 1b. (To STL with third- and sixth-round picks for first-round pick)
2. Engram, Bobby, WR, Penn St.
3. (Traded to STL. with Bears' first- and sixth-round picks)
4. Grasmanis, Paul, DT, N. Dame
5. Villarrial, Chris, C/G, Ind. (PA)
- 6a. Clark, Jon, T Temple
- 6b. (To STL. — Bears got pick from Dal. in Jim Schwantz trade 8-28-94)
- 7a. Keyes, Marcus, DT, No. Ala.
- 7b. Hicks, Michael, RB, So. Car. St. (Compensatory pick)

### 1997 (Apr 19-20)

1. (To Seattle for QB Rick Mirer and 1997 4th round pick)
2. Allred, John, TE, USC (From St. Louis for 1997 2nd and 6th rd. picks)
3. Sapp, Bob, G, Washington
- 4a. Autry, Darnell, RB, N'western (From Seattle in Mirer trade)
- 4b. Robinson, Marcus, WR, So. Car.
5. Hiles, Van, S, Kentucky
- 6a. (To St. Louis in 1997 2nd round pick swap)
- 6b. Swayda, Shawn, DE, Arizona St. (Compensatory pick)
- 6c. Parker, Ricky, S, San Diego State (Compensatory pick)
- 6d. Hogans, Richard, LB, Memphis (Compensatory pick)
- 7a. Miano, Mike, DT, SW Mo. State
- 7b. Thomas, Marvin, DE, Memphis (Compensatory pick)

### 1998 (Apr 18-19)

1. Enis, Curtis, RB, Penn State
2. Parrish, Tony, S, Washington
3. Kreutz, Olin, C-G, Washington
4. Mayes, Alonzo, TE, Oklahoma State
5. (Pick traded to Kansas City for WR Chris Penn)
- 6a. Draft, Chris, LB, Stanford
- 6b. Mannely, Patrick, T, Duke (Compensatory pick)
- 7a. (Pick traded to Jacksonville for OL Jimmy Herndon)
- 7b. Overhauser, Chad, G, UCLA (Pick from SF for LB Anthony Peterson)
- 7c. Moreno, Moses, QB, Colo. St. (Compensatory pick)

### 1999 (Apr 17-18)

- 1a. (To Wash. for first-, third-, fourth- and fifth-round picks and a third-round pick in 2000)
- 1b. McNown Cade, QB, UCLA (Pick from Washington)
- 2a. (To Wash. for second- and fifth-round picks)
- 2b. (To Oak with fourth-rounder for second-, third- and fourth-round picks)
- 2c. Davis, Russell, DL, No. Car. (Pick from Oakland)
- 3a. Tucker, Rex, OL, Texas A&M
- 3b. Bates, D'Wayne, WR, N'western (Pick from Washington)
- 3c. Booker, Marty, WR, NW La. (Pick from Oakland)
- 4a. Holdman, Warrick, LB, Texas A&M (Pick from Washington)
- 4b. Colvin, Rosevelt, DE, Purdue (Pick from Oakland)
- 5a. (To San Diego in 6/98 for Sean Lee)
- 5b. Wisne, Jerry, OL, Notre Dame (Pick from Washington)
- 5c. Samuel, Khari, LB, UMass (Pick from Washington)
- 5d. Azumah, Jerry, CB, New Hampshire (Pick from Kansas City)
- 6a. (To Cleveland for sixth- and seventh-round picks)
- 6b. Cook, Rashard, S, USC (Pick from Cleveland)
- 7a. (To Cleveland for two seventh-round picks)
- 7b. (To Green Bay in 8/98 for Glyn Milburn)
- 7c. Sanford, Sulecio, WR, Mid Tenn St (Pick from Cleveland)
- 7d. Finn, Jim, FB, Pennsylvania (Pick from Cleveland)

### 2000 (Apr 15-16)

1. Urlacher, Brian, LB, New Mex.
2. Brown, Mike, S, Nebraska
- 3a. White, Dez, WR, Geo. Tech
- 3b. Lyman, Dustin, TE, Wake Forest (Pick from Washington)
- 4a. (to St.L for fourth-, fifth- and seventh-round picks)

- 4b. Austin, Reggie, CB, Wake Forest (Pick from St. Louis)
- 5a. (to New Orleans for WR Eddie Kennison)
- 5b. (to San Francisco for sixth- and seventh-round picks)
- 6a. Murphy, Frank, RB, Kansas State (Pick from San Francisco)
- 6b. Edinger, Paul, K, Michigan St.
- 7a. (to Cleveland with another seventh for three seventh-rounders)
- 7b. (to Tennessee for Lemanski Hall)
- 7c. Cotton, James, DE, Ohio State (from Cleveland)
- 7d. (to Miami for P Brent Bartholomew)
- 7e. Green, Michael, S, NW St. (LA) (from Cleveland)

### 2001 (Apr 21-22)

1. Terrell, David, WR, Michigan
2. Thomas, Anthony, RB, Mich.
3. Gandy, Mike, OG, N. Dame
4. Riley, Karon, DE, Minnesota
5. Robertson, Bernard, OG, Tulane
6. (to San Francisco for R.W. McQuarters)
7. Capel, John, WR, Florida

### 2002 (Apr 20-21)

1. Colombo, Marc, OT, Boston College
2. (To Dallas)
- 3a. Williams, Roosevelt, CB, Tusk. (from Dallas)
- 3b. Metcalf, Terrance, T-G, Miss.
4. Brown, Alex, DE, Florida
- 5a. Gray, Bobby, SS, La. Tech (from Dallas)
- 5b. Knight, Bryan, LB, Pittsburgh
- 6a. Peterson, Adrian, RB, Ga. Southern (from Miami)
- 6b. Elliott, Jamin, WR, Delaware
- 6c. Fletcher, Bryan, TE, UCLA (Compensatory pick)
7. (To Miami)

### 2003 (Apr 26-27)

- 1a. Haynes, Michael, DE, Penn St. (from New England through Buffalo)
- 1b. Grossman, Rex, QB, Florida (from NY Jets)

2. Tillman, Charles, CB, La.-Laf.
3. Briggs, Lance, LB, Arizona
- 4a. Johnson, Todd, FS, Florida
- 4b. Scott, Ian, DT, Florida (from NY Jets)
- 5a. Wade, Bobby, WR, Arizona
- 5b. Gage, Justin, WR, Missouri (from Jacksonville)
- 5c. LaFavor, Tron, DT, Florida (compensatory)
- 6a. Odom, Joe, LB, Purdue (from Miami)
- 6b. Forsey, Brock, RB, Boise St. (compensatory)
7. Anderson, Bryan, G, Pitt. (compensatory)

### 2004 (Apr 24-25)

1. Harris, Tommie, DT, Okla.
2. Johnson, Tank, DT, Wash.
3. Berrian, Bernard, WR, Fresno St.
- 4a. Vasher, Nathan, CB, Texas
- 4b. Joe, Leon, LB, Maryland (from San Francisco)
- 5a. Harriott, Claude, DE, Pitt. (from San Francisco)
- 5b. Krenzel, Craig, QB, Ohio St.
6. Choice to Washington
7. Marshall, Alfonso, CB, Miami (Fla.)

## FEELING A DRAFT

The 2004 NFL Draft, shown live on ESPN and ESPN2, broke the 30 million viewer mark for the first time in history and showed growth for the third consecutive year. The following is the NFL draft total viewer reach during the past five years:

2000	26,468,000
2001	23,547,000
2002	25,521,000
2003	28,990,000
2004	31,402,000

*This is a list of the jersey numbers and the players who wore them in the regular season (not pre-season or training camp). The Bears are trying to update this to represent the years they wore the number (as opposed to the years they played with the Bears). If you have information, please write to: Bears PR, 1000 Football Drive, Lake Forest, IL 60045. Special thanks to Dallas Himm and Bob Wolf who helped compile this list.*

## 1

Jim Conzelman (1920)  
 Jake Lanum (1920-24)  
 Oscar Johnson (1924)  
 Paddy Driscoll (1926-29)  
 Lee Artoe (1945)  
 Jeff Jaeger (1996-99)

## 2

Ed Sternaman (1920-27)  
 Joe LeFleur (1922-25)  
 Ralph King (1925)  
 Link Lyman (1926-1934)  
 Dick Nesbitt (1930-33)  
 Bill Pollock (1935-36)  
 Gary Famiglietti (1938-45)  
 Doug Flutie (1986)  
 Will Furrer (1992)  
 Mike Horan (1998)  
 Paul Edinger (2000-present)

## 3

Robert Koehler (1920-21)  
 Clifford Ashburn (1930)  
 Bronko Nagurski (1930-43)  
 Albert Johnson (1938)  
 Lewis Hamity (1941)  
 Dante Magnani (1943, 46, 49)  
 Jim Fordham (1944-45)  
 Eddie Allen (1947)  
 Wally Dryer (1949)  
**RETIRED FOR NAGURSKI**

## 4

Pard Pearce (1920-22)  
 Johnny Bryan (1922-25)  
 Joe Sternaman (1922-29)  
 Keith Molesworth (1931-38)  
 Reino Nori (1938)  
 Henry Clarke (1940-43)  
 Dante Magnani (1943, 46, 49)  
 Frank Maznicki (1942)  
 Tip Mooney (1944-46)  
 Nick Sacrinty (1947)  
 John Roveto (1982)  
 Steve Fuller (1984-87)  
 Jim Harbaugh (1988-93)  
 Steve Walsh (1994-95)  
 Moses Moreno (1998)  
 Brad Maynard (2001-present)

## 5

Charley Dressen (1920)  
 Ken Huffine (1921)  
 Carl Hanke (1922)  
 George Bolan (1921-24)  
 Laurie Walquist (1922-31)

Bill Buckler (1926-31)  
 George Corbett (1932-38)  
 Anton Stolfa (1939)  
 Robert MacLeod (1939-40)  
 George McAfee (1940-50)  
 Billy Stone (1951-54)  
**RETIRED FOR McAFEE**

## 6

Sid Gepford (1920)  
 Jim Kendricks (1924)  
 Hec Garvey (1922-25)  
 Bill Senn (1926-31)  
 Bernie Leahy (1932)  
 Gene Ronzani (1933-40)  
 John Siegal (1939-43)  
 Don Kindt (1947-56)  
 Hans Nielsen (1981)  
 Kevin Butler (1985-95)

## 7

George Halas (1920-29)  
 Joseph Lintzenich (1930-31)  
 John Sisk (1932-36)  
 Ernest Rentner (1936-37)  
 John Oelerich (1938)  
 Edgar Manske (1938-40)  
 Bill Geyer (1942)  
 Ed Sprinkle (1944-55)  
 John Huarte (1972)  
 Bob Avellini (1975-84)  
**RETIRED FOR HALAS**

## 8

Leo Johnson (1920)  
 Pete Stinchcomb (1921-22)  
 Johnny Bryan (1922-25)  
 Roy White (1923-27)  
 Carl Brumbaugh (1930-37)  
 Al Moore (1932)  
 George Grosvenor (1935-36)  
 Charles Heileman (1939)  
 Hugh Gallarneau (1941-45)  
 Dante Magnani (1943; 46; 49)  
 Bill Glenn (1944-45)  
 James Canady (1948-49)  
 Vince Evans (1977-83)  
 Maury Buford (1985-86, 89-91)  
 Mike Hohensee (1987)  
 Pat O'Neill (1995)  
 Carlos Huerta (1996)  
 Cade McNown (1999-00)  
 Rex Grossman (2003-present)

## 9

Johnny Bryan (1922-25)  
 Roy White (1923-27)  
 Clifford Lemon (1926)  
 Walter Holmer (1929-30)  
 Paul Franklin (1930-34)  
 John Bettridge (1937)  
 Ray Buivid (1937-38)  
 Bill Osmanski (1939-45)  
 Dick Flanagan (1948-49)  
 Bob Williams (1951-53)  
 William Wade (1961-66)  
 Virgil Carter (1977)  
 John Roveto (1981)  
 Jim McMahon (1982-88)  
 Shane Matthews (1993-96; 99-01)

## 10

Burt Ingwerson (1920-21)  
 Gus Fetz (1923)  
 Oscar Johnson (1924)  
 Milton Romney (1925-29)  
 Leland Elnes (1929)  
 Leo Jensvold (1931)  
 Jack Manders (1933-40)  
 Arthur Buss (1934-35)  
 John Petty (1942)  
 Noah Mullins (1946-49)  
 Al Campana (1950-53)  
 Tom O'Connell (1953)  
 Rudy Bukich (1963-68)  
 Bobby Douglass (1969-76)  
 John Duvic (1987)  
 Peter Tom Willis (1990-93)  
 Anthony Brooks (1993-94)  
 Mark Butterfield (1996)  
 Jaret Holmes (1999)  
 Louie Aguiar (2000)  
 Henry Burris (2002)  
 Kordell Stewart (2003)

## 11

Andy Feichtinger (1920-21)  
 Oscar Knop (1923-28)  
 Leland Elnes (1929)  
 Lennon Blackman (1930)  
 Link Lyman (1926-34)  
 Harold Ely (1932)  
 John Doehring (1932-37)  
 Clifford Hansen (1933)  
 Arthur Buss (1934-35)  
 Joe Maniaci (1938-42)  
 Frank Morris (1942)  
 Bill Geyer (1943, 46)  
 Russ Reader (1947)  
 Fred Evans (1948)  
 Julie Rykovich (1949-51)  
 Jim Haluska (1956)  
 Jack Concannon (1967-71)  
 Virgil Carter (1976)  
 Greg Landry (1984)  
 Kevin Brown (1987)  
 Brian Gowins (1999)  
 Mark Hartsell (2000)

## 12

Jerry Jones (1920-21)  
 Lou Usher (1920)  
 Abe Yourist (1923)  
 Link Lyman (1926-34)  
 John Ryan (1929)  
 Frank Sullivan (1935-39)  
 Anton Stolfa (1939)  
 Harold Lahar (1941-43)  
 Jim Benton (1943)  
 Abe Croft (1944-45)  
 Walter Lamb (1946)  
 Steve Romanik (1950-53)  
 Zeke Bratkowski (1954-59)  
 Dick Norman (1961-62)  
 Larry Rakestraw (1964-67)  
 Rusty Lisch (1984)  
 Steve Bradley (1987)  
 Erik Kramer (1994-98)  
 Brent Bartholomew (2000)  
 Chris Chandler (2002-2003)

## 13

Guy Chamberlin (1920-21)  
George Trafton (1920-32)  
Joe Stydahar (1936-46)  
Monte Merkel (1942-43)  
Jake Sweeney (1944)  
Frank Ramsey (1945)  
Bob Snyder (1945)  
Thurman Garrett (1947-48)  
Jack Dugger (1949)  
Rick Mirer (1997)

## 14

Kile MacWherter (1920)  
JR Taylor (1921-22)  
Fred Larson (1922)  
Link Lyman (1926-34)  
Harold Cunningham (1929)  
Frank Don Pauley (1930)  
Lloyd Burdick (1931-32)  
Fred Crawford (1934-35)  
Dick Plasman (1937-41; 44)  
Chuck Drulis (1942)  
George Zorich (1944-46)  
Ed Cifers (1947-48)  
Wayne Hansen (1950-59)  
Willie Thrower (1953)  
Ken Gorgal (1955-56)  
Rudy Bukich (1958-59, 62)  
Buddy Lee (1971)  
Jim Harbaugh (1987)  
Ben Bennett (1988)

## 15

Jim Conzelman (1920)  
Walter Veach (1920)  
Harry Englund (1920-23)  
Pat Flaherty (1923)  
Verne Mullen (1923-25)  
Bill Fleckenstein (1925-30)  
William Buckler (1926-31)  
Henry Hammond (1937)  
Al Matuza (1941-45)  
Forest Masterson (1945)  
Mike Holovak (1947-48)  
Curley Morrison (1950-53)  
Ed Brown (1954-61)  
Virgil Carter (1968-69)  
Mirro Roder (1973-74)  
Mike Phipps (1977-81)  
Dave Finzer (1984)  
Bryan Wagner (1987-88)  
Jim Miller (1999-2002)

## 16

Randolph Young (1920)  
Russell Smith (1921-23)  
Ed Healey (1922-27)  
William Buckler (1926-31)  
John Polisky (1929)  
Henry Anderson (1931)  
Charles Braidwood (1932)  
Harry Richman (1929)  
Bronko Nagurski (1930-39)  
George Musso (1933-44)  
Milt Vucich (1945)  
Rudy Mucha (1945-46)  
Hank Norberg (1948)  
George Blanda (1949-58)  
Ed Cody (1949-51)  
Kent Nix (1970-71)  
Bob Thomas (1975-84)  
Tim Lashar (1987)  
Todd Sauerbrun (1995-99)

## 17

Ross Petty (1920)  
Ralph Scott (1921-25)  
Fred Larson (1922)  
Elmer Wynne (1928)  
George Lyon (1929)  
Everett Nelson (1929)  
Milton Frump (1930)  
Jim Pederson (1932)  
Joe Zeller (1938)  
Bob Snyder (1939-43)  
Pete Gudauskas (1943-44)  
Richie Petitbon (1959-68)  
Cliff Hardy (1971)  
Ike Hill (1973-74)  
Tom Barnhardt (1987)  
Sean Payton (1987)  
Quintin Smith (1990)  
Chris Gardocki (1992-94)  
Dave Krieg (1996)  
Danny Wuerffel (2001)  
Cory Sauter (2002)

## 18

JL Shank (1920)  
Heartley Anderson (1922-27)  
Ed Anderson (1923)  
Richard Murry (1924)  
Don Murry (1924-31)  
Edward Michaels (1935)  
Jim Mooney (1935)  
Joe Stydahar (1936-46)  
Edgar Manske (1937)

Alec Shellog (1939)  
Adolph Kissell (1942)  
Joe Osmanski (1946-49)  
Fred Negus (1950)  
Ron Knox (1957)  
Jerry Moore (1971-72)  
Mike Tomczak (1985-90)  
Steve Stenstrom (1995-98)  
Chris Boniol (1999)

## 19

Chester May (1920)  
Walter "Red" May (1920)  
George Bolan (1921-24)  
Frank Hanny (1922-26)  
Earl Evans (1926-29)  
Lemon Blackmon (1930)  
Eugene Smith (1930)  
Latham Flanagan (1931)  
Charles Tackwell (1931-33)  
Dick Stahlman (1933)  
Ed Kawal (1931-36)  
Lou Gordon (1938)  
John Siegal (1939-43)  
Phil Martinovich (1940)  
Bill Hempel (1942)  
Nick Keriasotis (1942-44)  
Dominic Sigillo (1943-44)  
Peter Perez (1945)  
Don Perkins (1945-46)  
Harper Davis (1950)  
Gary Huff (1973-76)  
Ray Stachowicz (1983)

## 20

Jack Mintun (1921-22)  
Paddy Driscoll (1926-29)  
Ted Drews (1928)  
Zuck Carlson (1929-36)  
Fred Dreher (1938)  
Bob Nowaskey (1940-42)  
James Logan (1942-43)  
Fred Mundec (1943-45)  
Jim Keane (1946-51)  
Ray Gene Smith (1954-47)  
Pete Johnson (1959)  
Justin Rowland (1960)  
Bobby Jackson (1961)  
Joe Taylor (1967-74)  
Mike Adamle (1975-76)  
Reuben Henderson (1981-82)  
Kevin Potter (1983-84)  
Thomas Sanders (1985-89)  
Mark Carrier (1990-96)

## RETIRED NUMBERS

The Bears have retired 13 jersey numbers, most in the NFL and two behind baseball's New York Yankees with 15. Both clubs are short of the NBA's Boston Celtics' 20 retired numbers.

3	Bronko Nagurski, RB-T	42	Sid Luckman, QB
5	George McAfee, RB-DB	51	Dick Butkus, LB
7	George Halas, E	56	Bill Hewitt, E
28	Willie Galimore, RB	61	Bill George, LB
34	Walter Payton, RB	66	Clyde "Bulldog" Turner, C-LB
40	Gale Sayers, RB	77	Harold "Red" Grange, RB-DB
41	Brian Piccolo, RB		

Corey Dowden (1997)  
James Allen (1998-2001)  
Roosevelt Williams (2002)

## 21

Hugh Blacklock (1920-25)  
Verne Mullen (1923-25)  
Dick Sturtridge (1928-29)  
Daniel McMullen (1930-31)  
Paul Enggebretsen (1932)  
Wayland Becker (1934)  
Dan Fortmann (1936-43)  
Chuck Drulis (1945-50)  
Bunny Figner (1953)  
Ron Drzewiecki (1955-56)  
Perry Jeter (1956-57)  
John Arnett (1964-66)  
Cecil Turner (1968-73)  
Dave Gagnon (1974)  
Nemiah Wilson (1975)  
Leslie Frazier (1981-85)  
Reggie Phillips (1987)  
Donnell Woolford (1989-96)  
Darnell Autry (1997)  
Terry Cousin (1998-99)  
R.W. McQuarters (2000-present)

## 22

Roy Adkins (1920-21)  
Jim McMillen (1924-29)  
Paul Schuette (1930-32)  
William Karr (1933-38)  
Saul Sherman (1939-40)  
Norm Standlee (1941)  
Lloyd Reese (1946)  
Ed Ecker (1947)  
Bobby Layne (1948)  
George Blanda (1949-58)  
SJ Whitman (1953-54)  
Jesse Castete (1956)  
Billy Martin (1962-64)  
Bill Martin (1964-65)  
Charlie Brown (1966-67)  
Ross Montgomery (1969-70)  
Cyril Pinder (1971)  
Clifton Taylor (1974)  
Johnny Musso (1975-77)  
Dave Williams (1979-81)  
Dave Duerson (1983-88)  
Johnny Bailey (1990-91)  
Robert Green (1993-96)  
Ronnie Harmon (1997)  
Shawn Wooden (2000)  
Than Merrill (2001)  
Brock Williams (2003-present)

## 23

Guy Chamberlain (1920-21)  
Roy White (1923-27)  
Ernie Vick (1925-27)  
Ralph Maillard (1929)  
Lyle Drury (1930-31)  
Gilbert Bergerson (1932-33)  
Victor Zizak (1934)  
Ted Rosequist (1934-36)  
Verne Oech (1936)  
Ernest Renter (1936-37)  
Aldo Forte (1939-42)  
Connie Berry (1942-46)

Washington Serini (1948-51)  
Jerry Shipkey (1953)  
Dave Whitsell (1961-66)  
Al Dodd (1967)  
Clarence Childs (1958)  
Lee Calland (1969)  
Dick Daniels (1969-70)  
Joe Barnes (1974)  
Len Walterscheid (1977-82)  
Shaun Gayle (1984-94)  
Marty Carter (1995-98)  
Jerry Azumah (1999-present)

## 24

Lennie High (1920)  
Heartley Anderson (1922-27)  
Chuck Kassel (1927)  
Reginald Russell (1928)  
Luke Johnos (1929-37)  
Frank Bausch (1937-40)  
Billy Hughes (1940-41)  
Fred Davis (1946-51)  
Erich Barnes (1958-60)  
Roosevelt Taylor (1961-68)  
Don Shy (1970-72)  
Willie Roberts (1973)  
Virgil Livers (1975-79)  
Jeff Fisher (1981-84)  
Vestee Jackson (1986-89)  
Eric Jefferies (1987)  
Richard Fain (1992)  
Kevin Miniefield (1993-96)  
Terry Cousin (1997)  
Glyn Milburn (1998-01)  
Reggie Austin (2002)  
Cameron Worrell (2003-present)

## 25

Garland Grange (1929-31)  
Walter Kiesling (1934)  
Forrest McPherson (1935)  
Ray Nolting (1936-43)  
Jackie Hunt (1945)  
Mike Jarmoluk (1946-47)  
Ed Macon (1952-54)  
JC Caroline (1956-65)  
Linzy Cole (1970)  
Ron Shanklin (1975-76)  
Art Best (1977-78)  
Lonnie Perrin (1979)  
Todd Bell (1981-86)  
Brad Muster (1988-92)  
Keshon Johnson (1993-94)  
Anthony Johnson (1995)  
Pat Eilers (1995)  
Chris Martin (1996)  
Tom Carter (1997-99)  
Thomas Smith (2000)  
Autry Denson (2001)  
Bobby Gray (2002-present)

## 26

Jim Kendricks (1924)  
Harold Erickson (1925)  
John Mohardt (1925)  
Henry Vick (1925-27)  
Bert Pearson (1929-34)  
Milford Miller (1932)  
Kay Bell (1937)

Charles Apolskis (1938-39)  
Al Baisi (1940-42)  
Al Hoptowit (1941-45)  
Joe Abbey (1948-49)  
Richard Barwegen (1950-52)  
Charles Sumner (1955-58)  
Bennie McRae (1962-70)  
Carl Garrett (1973-74)  
Matt Suhey (1980-89)  
John Mangum (1990-98)  
Jermaine Jones (1999)  
Todd McMillon (2000-present)

## 27

James Crawford (1925)  
Walter Voss (1927-28)  
Harvey Long (1929)  
John Polisky (1929)  
Ed Kawal (1931-36)  
Alvin Culver (1932)  
John Doehring (1932-37)  
Milt Trost (1935-39)  
Joe Mihal (1940-41)  
Edgar Jones (1945)  
Owen Goodnight (1946)  
John Sisk, Jr. (1964)  
Randy Montgomery (1974)  
Bob Grim (1975)  
Mike Richardson (1983-88)  
Brian Taylor (1989)  
Lewis Tillman (1994-95)  
Walt Harris (1996-2001)  
Rabih Abdullah (2002-present)

## 28

Ed Garvey (1925)  
Aldous Haddon (1928)  
Larry Steinbach (1930-31)  
Fritz Febel (1935)  
Robert Allman (1936)  
Gust Zarnas (1938)  
Chet Chesney (1939-40)  
Bob Steuber (1942-43)  
Lloyd Lowe (1953-54)  
Willie Galimore (1957-63)

### RETIRED FOR GALIMORE

## 29

Bill McElwain (1925)  
John Wallace (1928)  
Joe Kopcha (1929-33)  
Gus Mastrogany (1931)  
Russ Thompson (1936-39)  
Ed Kolman (1940-44)  
Douglas McNulty (1943-44)  
Glenn Burgeis (1945)  
John Hoffman (1949-56)  
McNeil Moore (1954-56)  
Glen Shaw (1960)  
Ronnie Bull (1962-70)  
Bob Jeter (1971-72)  
Mike Morgan (1978)  
Vaughn Lusby (1980)  
Dennis Gentry (1982-92)  
Raymont Harris (1994-97)  
Frankie Smith (1998-2001)  
Adrian Peterson (2002-present)

## 30

Gerald Seiberger (1932)  
 Bob Dunlap (1935)  
 George Wilson (1937-46)  
 Allen H. Smith (1947-48)  
 Herb Falkenberg (1952)  
 Bobby Jack Floyd (1953)  
 Chick Jagade (1954-55)  
 Jimmy Gunn (1970-75)  
 John Skibinski (1978-81)  
 Jack Cameron (1984)  
 George Duarte (1987)  
 George Streeter (1989)  
 James Rouse (1990-91)  
 Tony Carter (1994-97)  
 Ricky Bell (1998)  
 Mike Brown (2000-present)

## 31

Dick Schweidler (1938-41)  
 Len Akin (1942)  
 Paul Padmajersky (1944)  
 Stuart Clarkson (1946-50)  
 Emerson Cole (1952)  
 Joe Fortunato (1955-66)  
 Ross Brupbacher (1970-73)  
 Bill Knox (1974-76)  
 Anthony Hutchison (1983-84)  
 Thomas Sanders (1985-89)  
 Ken Taylor (1984)  
 Eric Jefferies (1987)  
 Bruce McCray (1987)  
 Greg Lasker (1988)  
 Mark Green (1989-92)  
 Rashaan Salaam (1995-97)  
 Daimon Shelton (2001-02)

## 32

Art Buck (1941)  
 Al Grygo (1944-45)  
 Allen Smith (1947-48)  
 Johnny Lujack (1948-51)  
 Leon Campbell (1952-54)  
 Lionel Taylor (1959)  
 Ralph Kurek (1965-70)  
 Charlie Ford (1971-73)  
 Chris Brewer (1987)  
 Garland Rivers (1987)  
 Lemuel Stinson (1988-92)  
 Dwayne Joseph (1995-96)  
 Ricky Bell (1997)  
 Edgar Bennett (1998-99)  
 Marlon Barnes (2000)  
 Leon Johnson (2001-02)

## 33

Denny Meyers (1931)  
 Herb Joesting (1931-32)  
 Bernie Masterson (1934-40)  
 Ray Nolting (1936-43)  
 George McAfee (1940-50)  
 Frank Martin (1941)  
 Johnny Long (1944-45)  
 Bill Johnson (1946-47)  
 Jack Karwales (1946-47)  
 Allen Lawler (1948)  
 Bob Perina (1949-50)  
 Wizzer White (1951-52)

Jerry Shipkey (1953)  
 Larry Morris (1959-65)  
 Mike Hull (1968-70)  
 Jim Grabowski (1971)  
 Gary Kosins (1972-74)  
 Ted Vactor (1975)  
 Jack Deloplainne (1979)  
 Calvin Thomas (1982-87)  
 Lars Tate (1990)  
 Darren Lewis (1991-92)  
 Merrill Hoge (1994)  
 Tyrone Hughes (1997)  
 Bam Morris (1998)  
 Larry Whigham (2001-02)  
 Charles Tillman (2003-present)

## 34

Jack Torrance (1939-40)  
 John Federovich (1941-42)  
 John Dottley (1951-53)  
 Joe Marconi (1962-66)  
 Tim Casey (1969)  
 Bill Tucker (1971)  
 Norm Hodgins (1974)  
 Walter Payton (1975-87)  
**RETIRED FOR PAYTON**

## 35

Dick Bassi (1938-39)  
 Lee Artoe (1940-43)  
 Bill Steinkemper (1942-43)  
 Fred Hartman (1947)  
 Paul Stenn (1948-51)  
 Rick Casares (1955-64)  
 Jim Harrison (1971-74)  
 Roland Harper (1975-82)  
 Mike Hintz (1987)  
 Neal Anderson (1986-93)  
 James Burton (1994-97)  
 Anthony Thomas (2001-present)

## 36

Stuart Clarkson (1942)  
 Bill Steinkemper (1942-43)  
 Fred Munde (1943)  
 John Morton (1945)  
 Tom Farris (1946-47)  
 Bill DeCorrevont (1948-49)  
 Merrill Douglas (1958-60)  
 James Smith (1961)  
 Ron Copeland (1969)  
 Roger Lawson (1972-73)  
 Perry Williams (1974)  
 Tom Donchez (1975)  
 Larry Schreiber (1976)  
 Wentford Gaines (1978-80)  
 Maurice Douglas (1986-94)  
 Frank Harris (1987)  
 Markus Paul (1989-93)  
 Anthony Marshall (1994-97)  
 Ray Austin (1998-99)  
 Stanley Pritchett (2001-03)

## 37

Edward Aspatore (1934)  
 Young Bussey (1940-41)  
 James Logan (1942-43)  
 Bernie Digris (1943)  
 Bob Steuber (1943)

Bob Masters (1943-44)  
 Edgar Jones (1945)  
 Charles Mitchell (1945)  
 Broughton Williams (1947)  
 John O'Quinn (1960-61)  
 George Youngblood (1969)  
 Rich Coady (1970-74)  
 Dick Edwards (1975)  
 Conrad Graham (1973)  
 Willie McClendon (1979-82)  
 Darryl Clark (1987)  
 Maurice Douglass (1986-94)  
 Pat Eilers (1995)  
 Keshon Johnson (1995)  
 Tony Parrish (1998-2001)  
 Damon Moore (2002)  
 Jason McKie (2003-present)

## 38

Roger Ashmore (1927)  
 Sam Francis (1937-38)  
 Charles Apolskis (1938-39)  
 Bill Milner (1947-49)  
 Ed Bradley (1950-51)  
 William Brown (1961)  
 Ray Ogden (1969-71)  
 Dave Juenger (1973)  
 Lakei Heimuli (1987)  
 John Hardy (1991)  
 Tim Worley (1993-94)  
 Mike Faulkerson (1995-96)  
 Mike Dulaney (1997)  
 Robert Chancey (1998)  
 Eric Joyce (2002)

## 39

George Gulyanics (1947-52)  
 Pete Perini (1953-54)  
 JD Smith (1956)  
 Ralph Anderson (1958)  
 John Adams (1959-62)  
 Phil Clark (1970)  
 Reggie Sanderson (1973)  
 Robin Earl (1977-82)  
 Al Wolden (1987)  
 Jeremy Lincoln (1992-95)  
 Curtis Enis (1998)  
 Reggie Austin (2001)  
 Travis Coleman (2002)

## 40

Al Campana (1950-53)  
 Frank Dempsey (1950-53)  
 Stan Wallace (1954-57)  
 Don Mullins (1961-62)  
 Gale Sayers (1965-71)  
 Steve Trimble (1987)  
**RETIRED FOR SAYERS**

## 41

John Schiechl (1945-46)  
 Jack Matheson (1947)  
 Alf Bauman (1948-50)  
 Babe Dimancheff (1952)  
 Harland Carl (1956)  
 Brian Piccolo (1966-69)  
**RETIRED FOR PICCOLO**



## 42

Sid Luckman (1939-50)  
**RETIRED FOR LUCKMAN**

## 43

Jim Dooley (1952-60)  
 Larry Glueck (1963-65)  
 Bob Jones (1967)  
 George Farmer (1970-75)  
 Earl Douthitt (1975)  
 Craig Clemons (1972-77)  
 Mike Ulmer (1980)  
 Emery Moorehead (1981)  
 Walt Williams (1982-83)  
 Lorenzo Lynch (1987-90)  
 Trevor Cobb (1994)  
 Dennis Lundy (1995)  
 Mike Green (2000-present)

## 44

Paul Goebel (1925)  
 Earl Evans (1926-29)  
 Ray Richards (1933-36)  
 Bob Margarita (1944-46)  
 Frank Minini (1947-49)  
 Frank Szymanski (1949)  
 WD Garrett (1950)  
 Gary Lyle (1968-74)  
 Terry Schmidt (1976-84)  
 Mike Stoops (1987)  
 Todd Krumm (1988)  
 Bob Christian (1992-94)  
 Michael Hicks (1996-97)  
 Curtis Enis (1999-2000)  
 Brock Forsey (2003-present)

## 45

Walt Stickle (1946-49)  
 Gerald Weatherly (1950-52)  
 Billy Stone (1951-54)  
 Bobby Watkins (1955-57)  
 Rocky Ryan (1958)  
 Don Bishop (1959)  
 Dick Gordon (1965-71)  
 Gary Fencik (1976-87)  
 Craig Heyward (1993)  
 Tony Stargell (1997)  
 Scott Dragos (2000-01)

## 46

Al Babartsky (1943-45)  
 Chuck Hunsinger (1950-52)  
 William Anderson (1953-54)  
 Don Bingham (1956)  
 Jesse Whittenton (1958)  
 Angelo Coia (1960-63)  
 Curtiss Gentry (1966-68)  
 Craig Baynham (1970)  
 Matt Maslowski (1972)  
 Pete Van Valkenburg (1974)  
 Doug Plank (1975-82)  
 Anthony Mosley (1987)  
 Mickey Pruitt (1988-90)  
 John Ivlow (1993)  
 Marlon Forbes (1996-98)

## 47

Ted Rosequist (1934-36)  
 Bill Conkright (1937-38)

Rex Proctor (1953)  
 Johnny Morris (1958-67)  
 John Davis (1970)  
 Ken Grandberry (1974)  
 Mike Spivey (1977-79)  
 Jonathan Hoke (1980)  
 Egypt Allen (1987)  
 Anthony Blaylock (1993)  
 Randy Hilliard (1998)  
 Chris Hudson (1999)  
 Ray McElroy (2000)

## 48

Beattie Feathers (1934-37)  
 Bob Swisher (1938-41)  
 Charles O'Rourke (1942)  
 Joe Vodicka (1943-45)  
 Howie Livingston (1953)  
 Harry Hugasian (1955)  
 Vic Zucco (1957-59)  
 Tommy Neck (1962-63)  
 Andy Livingston (1964-65)  
 Ron Smith (1965-70)  
 Allen Ellis (1973-79)  
 Reggie Phillips (1985-87)  
 Clifton Abraham (1996)  
 Van Hiles (1997)  
 Gabe Reid (2003-present)

## 49

James Lesane (1952-53)  
 Henry Mosley (1955)  
 Jack Johnson (1957-59)  
 Charles Bivins (1960-66)  
 Major Hazelton (1968-69)  
 David Tate (1968-71)  
 Joe Moore (1971-72)  
 Dave Becker (1980)  
 Donald Jordan (1984)  
 Tremayne Allen (1997)  
 Ty Hallock (1998-99)  
 Marq Cerqua (2002)

## 50

Gerald Weatherly (1950-54)  
 John Damore (1957-58)  
 Mike Pyle (1961-69)  
 Bob Hyland (1970)  
 Gene Hamlin (1971)  
 Waymond Bryant (1974-78)  
 Chris Devlin (1978)  
 Mark Merrill (1979)  
 Mike Singletary (1981-92)

## 51

Wayne Hansen (1950-58)  
 Ken Kavanaugh (1940-47)  
 Clinton Wager (1942-43)  
 Rudy Smeja (1944-45)  
 Dick Butkus (1965-73)  
 Mel Rogers (1977)  
 Doug Becker (1978)  
 Bruce Herron (1978-82)  
 Kelvin Atkins (1983)  
 Jim Morrissey (1985-93)  
 Mark Rodenhauser (1987)  
**RETIRED FOR BUTKUS**

## 52

Rich Coady (1970-74)  
 John Babinecz (1975)  
 Dan Neal (1975-84)  
 Cliff Thrift (1985)  
 Larry Rubens (1986)  
 Len Seward (1987)  
 Mark Rodenhauser (1987-88)  
 Mickey Pruitt (1988-91)  
 Darwin Ireland (1995)  
 Robert Bass (1995)  
 Bryan Cox (1996-97)  
 Andre Collins (1998)  
 Keith Burns (1999)  
 Bobbie Howard (2001-03)

## 53

Pat Preston (1946-49)  
 Bill Wightkin (1950-57)  
 Billy Autrey (1953)  
 Ken Kirk (1960)  
 James Purnell (1964-69)  
 Dave Martin (1969)  
 Larry Rowden (1971)  
 Gail Clark (1973)  
 Dan Peiffer (1975-77)  
 Tommy Hart (1978-79)  
 Paul Tabor (1980-82)  
 Dan Rains (1982-86)  
 Larry Rubens (1986)  
 Danté Jones (1988-94)  
 Michael Lowery (1996-97)  
 Lemanski Hall (1998)  
 Warrick Holdman (1999-2003)

## 54

Joe Savoldi (1930)  
 Jesse Hibbs (1931)  
 Dick Klawitter (1956-57)  
 Charles Howley (1958-59)  
 Roger LeClerc (1960-66)  
 Bill McKinney (1972)  
 Adrian Young (1973)  
 Larry Ely (1975)  
 Tom Hicks (1976-80)  
 Brian Cabral (1981-84)  
 Doug Rothschild (1987)  
 John Adickes (1987-88)  
 LaSalle Harper (1989)  
 Greg Briggs (1996)  
 Ron Cox (1990-95, 1997)  
 Ricardo McDonald (1998-99)  
 Brian Urlacher (2000-present)

## 55

Bob Fenimore (1947)  
 Fred Venturolli (1948)  
 JR Boone (1948-51)  
 Robert Moser (1951-54)  
 Larry Strickland (1954-59)  
 Doug Buffone (1966-79)  
 Otis Wilson (1980-87)  
 John Roper (1989-92)  
 Vinson Smith (1993-96)  
 Sean Harris (1997)  
 Greg Jones (2001)  
 Mike Caldwell (2002)  
 Lance Briggs (2003-present)

## 56

Bill Hewitt (1932-36)

## RETIRED FOR HEWITT

## 57

Billy Patterson (1939)

Ray McLean (1940-47)

JR Boone (1948-51)

Rich Leeuwenberg (1965)

Dan Pride (1968-69)

Don Rives (1973-78)

Lee Kunz (1979-81)

Al Chesley (1982)

Bruce Huther (1982)

David Simmons (1983)

Tom Thayer (1985-92)

Eldridge Milton (1987)

Sean Harris (1995-96)

Anthony Peterson (1997)

Olin Kreutz (1998-present)

## 58

Ed Neal (1951)

John Kreamcheck (1953-55)

Bob Konovsky (1960)

Franklin McRae (1967-74)

Jim Ferguson (1969)

Bob Pifferini (1972-75)

Jerry Muckensturm (1976-82)

Wilber Marshall (1984-88)

Steve Hyché (1989)

Michael Stonebreaker (1991)

Jay Leeuwenburg (1992-95)

Chris Villarrial (1996-2003)

## 59

Rudy Kuechenberg (1967-69)

Carl Gersbach (1975)

Gary Campbell (1977-83)

Ron Rivera (1984-92)

Joe Cain (1993-96)

Daryl Carter (1997)

Jim Schwantz (1998)

Rosevelt Colvin (1999-2002)

Joe Odom (2003-present)

## 60

Don Healy (1958-59)

Roger Davis (1960-63)

Brian Schweda (1966)

Doug Kriewald (1967-68)

LeeRoy Caffey (1970)

Wally Chambers (1973-77)

Lynn Boden (1979)

Tom Andrews (1984-85)

Stan Thomas (1991-92)

Gene McGuire (1993-94)

Darwin Ireland (1994-95)

Casey Wiegmann (1997-00)

Terrence Metcalf (2002-present)

## 61

Richard Barwegen (1950-52)

Bill George (1952-65)

Don Croftcheck (1967)

Glen Holloway (1970-73)

## RETIRED FOR GEORGE

## 62

Frank Dempsey (1950-53)

Kline Gilbert (1953-57)

Mike Reilly (1964-68)

Glen Holloway (1970-73)

Tom Forrest (1974)

Dan Jiggetts (1976-82)

Mark Bortz (1983-93)

Chris Gray (1997)

Robert Newkirk (2000-01)

## 63

ML Brackett (1956-57)

Bob Wetoska (1960-69)

John Neidert (1970)

Steve Kinney (1973-74)

Mark Nordquist (1975-76)

Fred Dean (1977)

Jon Morris (1978)

Tony Ardizzone (1979)

Jay Hilgenberg (1981-91)

Todd Burger (1993-97)

Ryan Benjamin (2001)

Jody Littleton (2002)

Corbin Lacina (2003)

## 64

Terrell "Ted" Daffer (1954)

Mike Rabold (1964-66)

Larry Horton (1972-73)

Ernie Jenet (1972-74)

Ted Albrecht (1977-81)

John Roehlk (1987)

Dave Zawatson (1989)

Glenell Sanders (1990)

Mirko Jurkovic (1992)

Andy Heck (1994-98)

Rex Tucker (1999-present)

## 65

Herman Clark (1952-56)

John Hatley (1953)

Abe Gibron (1958-59)

Stan Fanning (1960-62)

Tom Bettis (1963)

Randy Jackson (1967-74)

Noah Jackson (1975-83)

Eugene Rowell (1987)

Tony Woods (1989)

Terry Price (1990)

Jim Schwantz (1992)

Tory Epps (1993-94)

Evan Pilgrim (1995-97)

Patrick Mannelly (1998-present)

## 66

Phil Martinovich (1940)

Clyde Turner (1940-52)

John Schiechl (1945-46)

## RETIRED FOR TURNER

## 67

Ed Bradley (1950-51)

Tom Roggeman (1956-57)

Ted Karras (1960-64)

George Seals (1965-71)

Bill Line (1972)

Mike Hoban (1974)

Dan Hultz (1974)

Phil McKinnely (1982)

Tim Norman (1983-76)

John Arp (1987)

Jerry Fontenot (1989-96)

Bill Schultz (1997)

Greg Huntington (1997-99)

Josh Warner (2003-present)

## 68

Gerald Stautberg (1951)

John Badaczewski (1953)

George Burman (1964)

Howard Mudd (1969-70)

Jim Osborne (1972-84)

Paul Blair (1986-87)

Sean McInerney (1987)

Chris Dyko (1989)

Jim Flanigan (1994)

Carl Reeves (1996-98)

## 69

Ralph Jecha (1955)

William Roehnel (1958-59)

Ted Sorely (1970)

Revie Wheeler (1975-82)

Tom Myslinski (1993-94)

Vernice Smith (1993)

Octus Polk (1995-96)

Mike Gandy (2001-present)

## 70

Alvin Culver (1932)

Art Davis (1953-54)

Herman Lee (1958-66)

Bob Pickens (1967-68)

Kenneth Kortas (1969)

Jeff Curchin (1970-71)

Andy Rice (1972-73)

Dennis Lick (1976-81)

Henry Waechter (1982-86)

Jim Althoff (1987-88)

Troy Auzenne (1992-95)

Ken Anderson (1999)

Alfonso Boone (2001-present)

## 71

George Connor (1948-55)

Earl Leggett (1957-66)

Rufus Mayes (1969)

Tony McGee (1971-73)

Roger Stillwell (1975-77)

Rocco Moore (1980)

Perry Hartnett (1982-83)

Jack Oliver (1987)

Caesar Rentie (1988)

James Williams (1991-2002)

## 72

Bill Wightkin (1949-50)

Bill George (1952-65)

Ed Nickla (1959)

Jim Cadile (1962-72)

Gary Hrivnak (1973-76)

Brad Shearer (1978-80)

Jerry Doerger (1982)

John Janata (1983)

William Perry (1985-93)

Scott Adams (1995)

Jon Clark (1996-97)

Chris Maumalanga (1997)  
 Carl Powell (2001)  
 Ernest Grant (2002)  
 Qasim Mitchell (2003-present)

## 73

Bill Bishop (1952-60)  
 Steve Barnett (1963)  
 Frank Cornish (1966-69)  
 Steve Wright (1971)  
 Rich Buzin (1972)  
 Mike Hartenstine (1975-86)  
 John Wojciechowski (1987-93)  
 Marcus Keyes (1996)  
 Kevin Dogins (2001-02)  
 Tron LaFavor (2003-present)

## 74

Herman Clark (1952-56)  
 Paul Lipscomb (1954)  
 Bob Kilcullen (1957-65)  
 Dan James (1967)  
 Wayne Mass (1968-70)  
 Bob Asher (1972-75)  
 Jerry Meyers (1976-79)  
 Jeff Williams (1982)  
 Jim Covert (1983-90)  
 Garland Hawkins (1995)  
 Jimmy Herndon (1997-2001)  
 Bernard Robertson (2002)  
 Scott Sanderson (2003)

## 75

Fred Williams (1952-62)  
 Riley Mattson (1965)  
 Dave Hale (1969-71)  
 Jeff Sevy (1975-78)  
 Henry Waechter (1982-85)  
 Stefan Humphries (1984-86)  
 Chuck Harris (1987)  
 John Shannon (1988-89)  
 Ron Mattes (1991)  
 Todd Perry (1993-00)  
 Marc Colombo (2002-present)

## 76

Charles Miller (1932-37)  
 Milford Miller (1932)  
 Lester McDonald (1937-39)  
 Hampton Pool (1940-43)  
 Elmo Kelly (1944)  
 Bob Cross (1952-53)  
 Ed Meadows (1954-56)  
 John Mellekas (1956-60)  
 John Johnson (1963-68)  
 Bill Staley (1970-71)  
 Dave Gallagher (1974)  
 Ron Rydalch (1975-80)  
 Steve McMichael (1981-93)  
 Marcus Spears (1995-96)  
 Shawn Lee (1998)  
 Brad Culpepper (2000)  
 Bobby Setzer (2002)

## 77

Red Grange (1925; 1929-34)  
 Link Lyman (1926-34)

**RETIRED FOR GRANGE**

## 78

Art Davis (1953-54)  
 Stan Jones (1954-65)  
 Harry Gunner (1970)  
 Bob Newton (1971-75)  
 John Ward (1976)  
 Greg Johnson (1977)  
 Keith Van Horne (1981-92)  
 Pat Riley (1995)  
 Blake Brockermeier (1999-2001)  
 Aaron Gibson (2003-present)

## 79

Dick Klein (1958-59)  
 Art Anderson (1961-62)  
 Dick Evey (1964-68)  
 John Hoffman (1971)  
 Lionel Antoine (1972-76)  
 Emanuel Zanders (1981)  
 Kurt Becker (1982-89)  
 Louis Age (1992)  
 Marcus Spears (1994)  
 Scotty Lewis (1995)  
 Jerry Wisne (1999-00)  
 Steve Edwards (2002-present)

## 80

Earl Britton (1925)  
 Clement Neacy (1927)  
 Ted Drews (1928)  
 Tom Hearndon (1929)  
 John Helwig (1953-56)  
 Ralph Anderson (1958)  
 Ed Cooke (1958)  
 Robert Jencks (1963-65)  
 Jimmy Jones (1965-67)  
 Jon Kilgore (1968)  
 Jerry Simmons (1969)  
 Craig Cotton (1973)  
 Bo Rather (1974-78)  
 Rickey Watts (1979-83)  
 Tim Wrightman (1985-86)  
 James Thornton (1988-92)  
 Curtis Conway (1993-99)  
 Dez White (2000-03)

## 81

George Connor (1948-55)  
 Larry Brink (1954)  
 Doug Atkins (1955-66)  
 Marty Amsler (1967-68)  
 Mike Reppond (1973)  
 Clint Haselrig (1974)  
 Gary Butler (1975)  
 Bob Bruer (1976)  
 Chuck Bradley (1977)  
 Robin Earl (1977-82)  
 Harry Washington (1979)  
 Jay Saldi (1983-84)  
 James Maness (1985)  
 Lew Barnes (1986)  
 Don Kindt (1987)  
 Anthony Morgan (1991-93)  
 Fred Banks (1993)  
 Jeff Graham (1994-95)  
 Bobby Ingram (1996-00)  
 Ahmad Merritt (2001-present)

## 82

Del Bjork (1937-38)  
 Ray Bray (1939-48)  
 Anthony Ippolito (1943)  
 Tom Roberts (1943-44)  
 Jack Hoffman (1952-56)  
 Dick Hensley (1953)  
 Maury Youmans (1960-63)  
 Rich Kreitling (1964)  
 Emilo Vallez (1968-69)  
 Earl Thomas (1971-73)  
 Matt Maslowski (1972)  
 Fred Pagac (1974)  
 Royce Berry (1976)  
 John Gilliam (1977)  
 Alan Page (1978-81)  
 Ken Margerum (1982-84)  
 Brian Glasgow (1987)  
 Wendell Davis (1988-93)  
 Nate Lewis (1994-95)  
 John Jackson (1996)  
 Fabien Bownes (1996-98)  
 Eddie Kennison (2000)  
 John Davis (2001-02)

## 83

Bill McColl (1952-59)  
 Roger LeClerc (1960-66)  
 Mac Percival (1967-73)  
 Charles Wade (1974)  
 Randy Burks (1976)  
 Steve Rivera (1977)  
 Golden Richards (1978-79)  
 Kris Haines (1979-81)  
 Willie Gault (1983-87)  
 Lawrence White (1987)  
 Eric Wright (1991-92)  
 Terry Obee (1993-94)  
 Michael Timpson (1995-96)  
 Eric Smith (1997)  
 Macey Brooks (1999-00)  
 David Terrell (2001-present)

## 84

Gerald Weatherly (1950-52)  
 John Farrington (1960-63)  
 Ron Smith (1965-68)  
 Austin Denney (1967-69)  
 Jim Seymour (1970-72)  
 Richard Harris (1974-75)  
 Brian Baschnagel (1976-84)  
 Sam Bowers (1987)  
 Ron Morris (1987-92)  
 Chris Gedney (1993-96)  
 Kerry Cash (1996)  
 John Allred (1997-00)  
 Fred Baxter (2001-02)  
 Bobby Wade (2003-present)

## 85

Bob Carey (1958)  
 Bill Martin (1964-65)  
 Duane Allen (1966-67)  
 Willie Holman (1968-73)  
 Wayne Wheeler (1974)  
 Steve Schubert (1975-79)  
 Bob Fisher (1980-81)  
 Dennis McKinnon (1983-89)  
 Keith Jennings (1991-97)  
 Alonzo Mayes (1998-2000)  
 Kaseem Sinceno (2000)  
 John Gilmore (2002-present)

## 86

Bill Wightkin (1950-57)  
 Brad Rowland (1951)  
 Ed Meadows (1954-56)  
 Bob Jewett (1958)  
 Pete Manning (1960-61)  
 Gary Barnes (1964)  
 Lloyd Phillips (1967-69)  
 Jim Hester (1970)  
 Bob Parsons (1972-83)  
 Brad Anderson (1984-85)  
 Clay Pickering (1986)  
 Cap Boso (1987-91)  
 Barry Wagner (1992)  
 Willie Harris (1993)  
 Marv Cook (1994)  
 Chris Penn (1997-98)  
 Marty Booker (1999-present)

## 87

Harlon Hill (1954-61)  
 Ed O'Bradovich (1962-71)  
 Steve DeLong (1972)  
 Tom Reynolds (1973)  
 Billy Newsome (1977)  
 Mike Cobb (1978-81)  
 Emery Moorehead (1981-88)  
 Tom Waddle (1989-94)  
 Greg Primus (1995)  
 Andre President (1995)  
 Bobby Neely (1996)  
 Ricky Proehl (1997)  
 D'Wayne Bates (1999-2001)  
 Vinny Sutherland (2002)  
 Iamin Elliott (2002)  
 Justin Gage (2003-present)

## 88

Gene Schroeder (1951-57)  
 Willard Dewveall (1959-60)  
 Bobby Joe Green (1962-73)  
 Jim Kelly (1974)  
 Greg Latta (1975-80)  
 Marcus Anderson (1981)  
 Brooks Williams (1981-82)  
 Ken Knapczyk (1987)  
 Glen Kozlowski (1987-92)  
 Danta Whitaker (1993)  
 Greg McMurtry (1988)  
 Fabien Bownes (1995)  
 Jack Jackson (1996)  
 Harper Le Bel (1997)  
 Marcus Robinson (1998-2002)  
 Desmond Clark (2003-present)

## 89

John Hoffman (1949-56)  
 Les Cowan (1951)  
 John Aveni (1959-60)  
 Mike Ditka (1961-66)  
 Terry Stoepel (1967)  
 Bob Wallace (1968-72)  
 Mel Tom (1973-75)  
 James Scott (1976-80; '82)  
 Ken Margerum (1981)  
 Mitch Krenk (1984)  
 Keith Ortego (1985-88)  
 Will Johnson (1987)  
 James Coley (1990)  
 Ryan Wetnight (1993-99)  
 Dustin Lyman (2000-present)

## 90

Henry Mosley (1955)  
 Al Harris (1979-87)  
 Alonzo Spellman (1992-97)  
 Van Tuinei (1999-01)  
 Bryan Knight (2002-present)

## 91

Pat Dunsmore (1983-84)  
 Jay Norvell (1987)  
 Fred Washington (1990)  
 Kelly Blackwell (1992)  
 Myron Baker (1993-95)  
 Rob Davis (1996)  
 John Thierry (1997-98)  
 Khari Samuel (1999-2000)

## 92

Rob Fada (1983-84)  
 Raymond Morris (1987)  
 Troy Johnson (1988-89)  
 Barry Minter (1993-00)  
 Ted Washington (2001-02)  
 Hunter Hillenmeyer (2003-present)

## 93

Oliver Williams (1983)  
 Will Johnson (1987)  
 Guy Teafatiller (1987)  
 Trace Armstrong (1989-94)  
 Ervin Collier (1995)  
 Paul Grasmans (1996-98)  
 Phillip Daniels (2000-2003)

## 94

Mike January (1987)  
 Dick Chapura (1987-89)  
 John Thierry (1994-96)  
 Shane Burton (1999)  
 Ty Hallock (2000)  
 Keith Traylor (2001-2003)

## 95

Richard Dent (1983-93; 1995)  
 Pat Riley (1995)  
 Dana Howard (1996)  
 Mark Thomas (1997-98)  
 Russell Davis (1999)  
 Troy Wilson (2000)  
 Karon Riley (2001)  
 Keith McKenzie (2002)  
 John Stamper (2002)  
 Ian Scott (2003-present)

## 96

Andy Frederick (1983-85)  
 Keith Ortego (1985-87)  
 Greg Fitzgerald (1987)  
 Tim Ryan (1990-93)  
 Percy Snow (1993)  
 Al Fontenot (1993-96)  
 Tyrone Williams (1997)  
 Chris Draft (1998)  
 Clyde Simmons (1999-00)  
 Henry Taylor (2001)  
 Alex Brown (2002-present)

## 97

Bobby Bell (1987)  
 Sean Smith (1987-88)  
 Chris Zorich (1991-97)  
 Mike Wells (1998-00)  
 Christian Peter (2002)  
 Michael Haynes (2003-present)

## 98

Tyrone Keys (1983-85)  
 Brian Glasgow (1987)  
 Jon Norris (1987)  
 Greg Clark (1988)  
 Brent Novoselsky (1988)  
 Carl Simpson (1993-97)  
 Bryan Robinson (1998-present)

## 99

Jim Daniell (1945)  
 Dan Hampton (1979-90)  
 Tim Ryan (1993-94)  
 Jim Flanigan (1995-00)  
 Joe Tafoya (2001-present)

There are no known jersey numbers for the following players:

Richard Barker (1921)  
 Bill Battles (1939)  
 JA Blackburn (1923)  
 JB Bonderant (1922)  
 Art Bramhall (1931)  
 Ed Brockman (1930)  
 Lester Corzine (1938)  
 Willie Dreyer (1949)  
 JB Ferguson (1932)  
 Glen Greenwood (1924)  
 Charles Harley (1921)  
 Frank Hanny (1922-26)  
 Charles Heileman (1939)  
 Fred Hobschild (1927)  
 William Hurst (1924)  
 Jerry Keefe (1920)  
 W. LaForest (1920)  
 James Leonard (1924)  
 Charles Malone (1933)  
 Charles Mucha (1935)  
 JF O'Connell (1924)  
 Paul Podmajersky (1944)  
 Nelson Rupp (1921)  
 Frank Rydzewski (1923)  
 Hub Shoemaker (1920-21)  
 Arthur Sigmund (1923)  
 Clarence Smith (1942)  
 Kenny Spero (1942)  
 Merrill Taft (1924)  
 Damon Wetzel (1935)

# History

## All-Time Bears Roster

GSH

This is a list of 1,261 players who have been on the Chicago Bears' active roster for at least one NFL game from 1920 through 2003.

\* indicates deceased players

A	
Abbey, Joe (North Texas State), E	1948-49
Abdullah, Rabih (Lehigh), RB	2002-03
Abraham, Clifton (Florida State), CB	1996
Adams, Mike (Northwestern), RB	1975-76
Adams, John (Los Angeles State), B	1959-62
Adams, Scott (Georgia), T	1995
Adickes, John (Baylor), C	1987-88
Adkins, Roy* (Millikin & Bethany), G	1920-21
Age, Louis (SW Louisiana), T	1992
Aguiar, Louie (Utah State), P	2000
Akin, Len (Baylor), G	1942
Albrecht, Ted (California), T	1977-81
Allen, Duane (Santa Ana), E	1966-67
Allen, Eddie (Pennsylvania), FB	1947
Allen, Egypt (TCU), DB	1987
Allen, James (Oklahoma), RB	1998-2001
Allen, Tremayne (Florida), TE	1997-98
Allman, Robert (Michigan State), E	1936
Allred, John (USC), TE	1997-2000
Althoff, Jim (Winona State), DT	1987
Amsler, Marty (Evansville), DE	1967-68
Anderson, Art (Idaho), T	1961-62
Anderson, Brad (Arizona), WR	1984-85
Anderson, Ed* (Notre Dame), E	1923
Anderson, Henry (Northwestern), G	1931
Anderson, Hunk* (Notre Dame), G	1922-27
Anderson, Ken (Arkansas), DT	1999
Anderson, Marcus (Tulane), WR	1988
Anderson, Neal (Florida), RB	1986-93
Anderson, Ralph* (Los Ang. St.), E	1939, 80
Anderson, William (Compton JC), HB	1953-54
Andrews, Tom (Louisville), C	1984-85
Antoine, Lionel (Southern Illinois), T	1972-77
Apolskis, Charles* (DePaul), E	1938-39
Ardizzone, Tony (Northwestern), C	1979
Armstrong, Trace (Florida), DT	1989-94
Arnett, Jon (USC), HB	1964-66
Arp, John (Lincoln), T	1987
Artoe, Lee (California), T	1940-43
Ashburn, Clifford (Nebraska), T	1930
Asher, Bob (Vanderbilt), T	1972-75
Ashmore, M. Roger* (Gonzaga), T	1927
Aspatore, Edward* (Marquette), T	1934
Atkins, Doug (Tennessee), E	1955-66
Atkins, Kelvin (Illinois), LB	1983
Austin, Ray (Tennessee), S	1998-99
Austin, Reggie (Wake Forest), CB	2001-02
Autrey, Billy (SF Austin), C	1953
Autry, Darnell (Northwestern), RB	1997
Auzenne, Troy (California), T	1992-95
Avellini, Bob (Maryland), QB	1975-84
Aveni, John (Indiana), E	1959-60
Azumah, Jerry (New Hampshire), CB	1999-2003

Bailey, Johnny (Texas A & I), WR	1990-91
Baisi, Al (West Virginia), G	1940-42
Baker, Myron (Louisiana Tech), LB	1993-95
Banks, Fred (Liberty), WR	1993
Barker, Richard* (Iowa State), G	1921
Barnes, Erich (Purdue), HB	1958-60
Barnes, Gary (Clemson), E	1964
Barnes, Joe (Texas Tech), QB	1974
Barnes, Lew (Oregon), WR	1986
Barnes, Marlon (Colorado), RB	2000
Barnett, Steve (Oregon), T	1963
Barnhardt, Tom (North Carolina), P	1987
Bartholomew, Brent (Ohio State), P	2000
Barwegan, Richard* (Purdue), G	1950-52
Baschnagel, Brian (Ohio State), WR	1976-84
Bass, Robert (Miami-FL), LB	1995
Bassi, Dick* (Santa Clara), G	1938-39
Bates, D'Wayne (Northwestern), WR	1999-2001
Battles, Bill (Brown), E	1939
Bauman, Alf (Northwestern), T	1948-50
Bausch, Frank* (Kansas), C	1937-40
Baxter, Fred (Auburn), TE	2001-02
Baynham, Craig (Georgia Tech), RB	1970
Becker, Dave (Iowa), S	1980
Becker, Doug (Notre Dame), LB	1978
Becker, Kurt (Michigan), G	1982-89
Becker, Wayland (Marquette), E	1934
Bell, Bob (Missouri), LB	1987
Bell, Kay* (Washington State), T	1937
Bell, Ricky (NC State), CB	1997-98
Bell, Todd (Ohio State), S	1981-84, 86
Benjamin, Ryan (South Florida), LS	2001
Bennett, Ben (Duke), QB	1987
Bennett, Edgar (Florida State), RB	1998-99
Benton, Jim (Arkansas), E	1943
Bergerson, Gilbert* (Oregon State), G	1932-33
Berry, Connie, M. (NC State), E	1942-46
Berry, Royce (Houston), DE	1976
Best, Art (Kent State), RB	1977-78
Bettis, Tom (Purdue), LB	1963
Bettridge, John (Ohio State), HB	1937
Bingham, Don (Sul Ross), HB	1956
Bishop, Bill* (North Texas), T	1952-60
Bishop, Don (Los Angeles City), E	1959
Bivins, Charles* (Morris Brown), HB	1960-66
Bjork, Del* (Oregon), T	1937-38
Blackburn, JA, T	1923
Blacklock, Hugh* (Michigan State), T	1920-25
Blackman, Lennon (Tulsa), HB	1930
Blackwell, Kelly (TCU), TE	1992
Blair, Paul (Oklahoma State), T	1986-87
Blanda, George (Kentucky), QB/K	1949-58
Blaylock, Anthony (Winston-Salem), CB	1993
Boden, Lynn (South Dakota State), G	1979
Bolan, George* (Purdue), FB	1921-24
Bonderant, JB* (DePaul), C	1922
Boniol, Chris (Louisiana Tech), K	1999
Booker, Marty (NW Louisiana), WR	1999-2003
Boone, Alfonso (Mt. San Ant. JC), DT	2001-03
Boone, JR (Tulsa), HB	1948-51
Bortz, Mark (Iowa), G	1983-94
Boso, Cap (Illinois), TE	1987-91
Bowers, Sam (Fordham), TE	1987
Bownes, Fabien (W. Illinois), WR	1995-98
Brackett, ML (Auburn), T	1956-57

All-Time Roster

B	
Babartsky, Al (Fordham), T	1943-45
Babinecz, John (Villanova), LB	1975
Badaczewski, J. (Western Reserve), G	1953

# History

## All-Time Bears Roster

Bradley, Chuck (Oregon), TE	81	1977
Bradley, Ed (Wake Forest), G	38, 67	1950; 52
Bradley, Steve (Indiana), QB	12	1987
Braidwood, Charles* (Chattanooga), E	16	1932
Bramhall, Art (DePaul), HB	**	1931
Bratkowski, Zeke (Georgia), QB	12	1954-57;60;72
Bray, Ray* (Western Michigan), G	82	1939-42;46-51
Brewers, Chris (Arizona), RB	32	1987
Briggs, Greg (Texas Southern), LB	54	1996
<b>Briggs, Lance (Arizona), LB</b>	<b>55</b>	<b>2003</b>
Brink, Larry (Northern Illinois), E	80	1954
Britton, Earl* (Illinois), FB	80	1925
Brockmeyer, Blake (Texas), T	78	1999-2001
Brockman, Edward (Oklahoma), B	**	1930
Brooks, Anthony (E. Texas St.), WR	10	1993
Brooks, Macey (James Madison), WR	83	1999-2000
<b>Brown, Alex (Florida), DE</b>	<b>96</b>	<b>2002-03</b>
Brown, Charlie (Syracuse), DB	22	1966-67
Brown, Ed (San Francisco), QB	15	1954-61
Brown, Kevin (W. Texas State), P	11	1987
<b>Brown, Mike (Nebraska), S</b>	<b>30</b>	<b>2000-03</b>
Brown, William (Illinois), FB	38	1961
Bruer, Bob (Mankato State), TE	81	1976
Brumbaugh, Carl* (Florida), QB	8	1930-37
Brupbacher, Ross (Texas A&M), LB	31	1970-73
Bryan, Johnny* (Chicago), HB	4, 8, 9	1922-25
Bryant, Waymond (Tennessee St.), LB	50	1974-77
Buck, Arthur (John Carroll), HB	32	1941
Buckler, William "Bill"* (Alabama), G	5, 15, 16	1926-31
Buffone, Doug (Louisville), LB	55	1966-79
Buford, Maury (Texas Tech), P	8	1985-86;89-91
Buivid, Ray* (Marquette), QB/HB	9	1937-38
Bukich, Rudy (USC), QB	10, 14	1958-59;62-68
Bull, Ronnie (Baylor), B	29	1962-70
Burdick, Lloyd* (Illinois), T	14	1931-32
Burgeis, Glenn (Tulsa), T	29	1945
Burger, Todd (Penn State), G	63	1993-97
Burks, Randy (SE Oklahoma St.), WR	83	1976
Burman, George (Northwestern), T	68	1964
Burns, Keith (Oklahoma State), LB	52	1999
Burris, Henry (Temple), QB	10	2002
Burton, James (Fresno State), CB	35	1994-97
Burton, Shane (Tennessee), DT	94	1999
Buss, Arthur (Michigan State), T	10, 11	1934-35
Bussey, Young* (LSU), QB	37	1940-41
Butkus, Dick (Illinois), LB	51	1965-73
Butler, Gary (Rice), TE	81	1975
Butler, Kevin (Georgia), K	6	1985-95
Butterfield, Mark (Stanford), QB	10	1996
Buzin, Rich (Penn State), T	73	1972

### C

Cabral, Brian (Colorado), LB	54	1981-85
Cadile, James (San Jose State), G	72	1962-72
Caffey, Lee Roy* (Texas A&M), LB	60	1970
Cain, Joe (Oregon Tech), LB	59	1993-96
Caldwell, Mike (Middle Tenn. St.), LB	55	2002
Calland, Lee (Louisville), CB	23	1969
Cameron, Jack (Winston-Salem), WR	30	1984
Campana, Al (Youngstown), HB	10, 40	1950-53
Campbell, Gary (Colorado), LB	59	1977-83
Campbell, Leon (Arkansas), FB	32	1952-54
Canady, James (Texas), HB	8	1948-49
Carrier, Mark (USC), S	20	1990-96

Carey, Bob* (Michigan State), E	85	1958
Carl, Harland (Wisconsin), HB	41	1956
Carlson, Jules "Zuck"* (Oregon St.), G	20	1929-36
Caroline, JC (Illinois), HB	25	1956-61
Carter, Darryl (Wisconsin), LB	59	1997
Carter, Marty (Mid. Tenn. St.), S	23	1995-98
Carter, Tom (Notre Dame), CB	25	1997-99
Carter, Tony (Minnesota), RB	30	1994
Carter, Virgil (BYU), QB	9, 11, 15	1968-69; 76-77
Casares, Rick (Florida), FB	35	1955-61
Casey, Tim (Oregon), LB	34	1967
Cash, Kerry (Texas), TE	84	1996
Castete, Jesse (McNeese State), HB	22	1956
Cerqua, Marq (Carson-Newman), LB	49	2003
Chamberlin, Guy* (Nebraska), E	13, 23	1920-21
Chambers, Wally (E Kentucky), DT	60	1973-77
Chancey, Robert, FB	38	1996
Chandler, Chris (Washington), QB	12	2002-03
Chapura, Dick (Missouri), DT	94	1987-88
Chesley, Al (Pittsburgh), LB	57	1987
Chesney, Chester "Chet"* (DePaul), C	28	1939-40
Childs, Clarence (Florida A&M), DB	23	1963
Christian, Bob (Northwestern), FB	44	1992-94
Cifers, Ed (Tennessee), E	14	1947-48
Clark, Darryl (Texas), RB	37	1987
<b>Clark, Desmond (Wake Forest), TE</b>	<b>88</b>	<b>2003</b>
Clark, Gail (Michigan State), LB	53	1973
Clark, Greg (Arizona State), LB	98	1983
Clark, Herman* (Oregon State), G	65, 74	1952-56
Clark, Jon (Temple), T	72	1996-97
Clark, Phil (Northwestern), DB	39	1976
Clarke, Henry (West Virginia), HB	4	1940-43
Clarkson, Stuart* (Texas A&I), G	31, 36	1942, 46-50
Clemons, Craig (Iowa), S	43	1972-77
Coady, Rich (Memphis State), C/E	37, 52	1970-74
Cobb, Mike (Michigan State), TE	87	1978-81
Cobb, Trevor (Rice), RB	43	1996
Cody, Ed* (Purdue), FB	16	1949-50
Coia, Angelo (USC), HB	46	1960-61
Cole, Emerson (Toledo), FB	31	1957
Cole, Linzy (TCU), WR	25	1970
Coleman, Travis (Hampton), DB	39	2002
Coley, James (Clemson), TE	89	1996
Collier, Ervin (Florida A & M), DT	93	1999
Collins, Andre (Penn State), LB	52	1998
<b>Colombo, Marc (Boston College), T</b>	<b>75</b>	<b>2002-03</b>
Colvin, Rosevelt (Purdue), LB	59	1999-2001
Concannon, Jack (Boston College), QB	11	1967-71
Conkright, Bill* (Oklahoma), C	47	1937-38
Connor, George (Notre Dame), T	71, 81	1948-51
Conway, Curtis (USC), WR	80	1993-94
Conzelman, Jim* (Washington), HB	1, 15	1920
Cook, Marv (Iowa), TE	86	1996
Cooke, Ed (Maryland), E	80	1958
Copeland, Ron* (UCLA), WR	36	1967
Corbett, George* (Millikin), HB	5	1932-33
Cornish, Frank (Grambling), DT	73	1966-71
Corzine, Lester (Davis & Elkins), HB	**	1938
Cotton, Craig (Youngstown), TE	80	1977
Cousin, Terry (South Carolina), CB	21, 24	1997-99
Covert, Jim (Pittsburgh), T	74	1983-90
Cowan, Les (McMurry), LB	89	1957
Cox, Bryan (W. Illinois), T	52	1996-97
Cox, Ron (Fresno State), LB	54	1990-95, '99
Crawford, Fred (Duke), T	14	1934-35

# History

## All-Time Bears Roster

**GSH**

Crawford, James (Illinois), G	27	1925
Croft, Abe* (SMU), E	12	1944-45
Crotcheck, Don (Indiana), G	61	1967
Cross, Bob* (SF Austin State), T	76	1952-53
Culpepper, Brad (Florida), DT	76	2000
Culver, Alvin (Notre Dame), T	27, 70	1932
Cunningham, Harold (Ohio State), E	14	1929
Curchin, Jeff (Florida State), T	70	1970-71

**D**

Daffer, Ted (Tennessee), E	64	1954
Damore, John (Northwestern), C	50	1957-58
Daniell, Jim (Ohio State), T	99	1945-45
Daniels, Dick (Pacific-Oregon), S	23	1969-70
Daniels, Phillip (Georgia), DE	93	2000-03
Davis, Art (Alabama State), T	70, 78	1953-54
Davis, Fred (Alabama), T	24	1946-51
Davis, Harper (Miss. St.), HB	19	1950
Davis, John (Emporia State), TE	82	2001-02
Davis, John (Missouri), DB	47	1970
Davis, Rob (Shippensburg - PA), DT/LS	91	1996
Davis, Roger (Syracuse), G	60	1960-63
Davis, Russell (North Carolina), DE	95	1999
Davis, Wendell (LSU), WR	82	1988-93
Dean, Fred (Texas Southern), G	63	1977
DeCorrevont, Bill* (Northwestern), HB	36	1948-49
DeLong, Steve (Tennessee), DE	87	1972
Deloplain, Jack (Salem), RB	33	1979
Dempsey, Frank (Florida), G	40, 62	1950-53
Denney, Austin (Tennessee), E	84	1967-69
Denson, Autry (Notre Dame), RB	25	2001
Dent, Richard (Tennessee St.), DE	95	1983-93; 95
Devlin, Chris (Penn State), LB	50	1978
Dewveall, Willard (SMU), E	88	1959-60
Digris, Bernie (Holy Cross), T	37	1943
Dimancheff, Boris "Babe" (Purdue), HB	41	1952
Ditka, Mike (Pittsburgh), TE	89	1961-66
Dodd, Al (NW Louisiana), DB	23	1967
Doehring, John "Bull", FB	11, 27	1932-37
Doerger, Jerry (Wisconsin), T	72	1982
Dogins, Kevin (Texas A&M-King), C	73	2001-02
Donchez, Tom (Penn State), RB	36	1975
Dooley, Jim (Miami Florida), E	43	52-54; 56-57; 59-62
Dottley, John (Mississippi), FB	34	1951-53
Douglas, Merrill (Utah), FB	36	1958-60
Douglass, Bobby (Kansas), QB	10	1969-75
Douglass, Maurice (Kentucky), DB	36, 37	1986-93
Douthitt, Earl (Iowa), S	43	1975
Dowden, Corey (Tulane), CB	20	1997
Draft, Chris (Stanford), LB	96	1998
Dragos, Scott (Boston College), FB/TE	45	2000-01
Dreher, Ferd (Denver), E	20	1938
Dressen, Charley*, QB	5	1920
Drews, Ted (Princeton), E	20, 80	1928
Dreyer, Wally (Wisconsin), HB	**	1949
Driscoll, Paddy* (Northwestern), HB	1, 20	1920; 26-29
Drulis, Chuck* (Temple), G	14, 21	1942, 45-50
Drury, Lyle (St. Louis), E	23	1930-31
Dryer, Wally (Wisconsin), HB	3	1949
Drzewiecki, Ron (Marquette), HB	21	1955; 57
Duarte, George (N Arizona), CB	30	1987
Duerson, Dave (Notre Dame), S	22	1983-89
Dugger, Jack (Ohio State), E	12	1949
Dulaney, Mike (North Carolina), RB	38	1997
Dunlap, Bob (Oklahoma), QB	30	1935

Dunsmore, Pat (Drake), TE	91	1983-84
Duvic, John (Northwestern), K	10	1987
Dyko, Chris (Washington St.), T	68	1989

**E**

Earl, Robin (Washington), RB/TE	39, 81	1977-82
Ecker, Ed* (John Carroll), T	22	1947
Edinger, Paul (Michigan State), K	2	2000-03
Edwards, Cid (Tennessee State), RB	37	1975
Edwards, Steve (Central Florida), T	79	2002-03
Eilers, Pat (Notre Dame), S	25, 37	1995
Elliott, Jamin (Delaware), WR	87	2002
Ellis, Allan (UCLA), CB	48	73-77; 79-80
Elnes, Leland* (Bradley), QB	10, 11	1929
Ely, Harold* (Iowa), G	11	1932
Ely, Larry (Iowa), LB	54	1975
Engelbreten, Paul* (Northwestern), G	21	1932
Englund, Harry, E	15	1920-23
Ingram, Bobby (Penn State), WR	81	1996-2000
Enis, Curtis (Penn State), RB	39, 44	1998-2000
Epps, Tory (Memphis State), DT	65	1993-94
Erickson, Harold* (Wash. & Jeff.), HB	26	1925
Evans, Earl (Harvard), T	19, 44	1926-29
Evans, Fred (Notre Dame), HB	11	1948
Evans, Vince (USC), QB	8	1977-83
Evey, Dick (Tennessee), T	79	1964-69

**F**

Fada, Rob (Pittsburgh), G	92	1983-84
Fain, Richard (Florida), CB	24	1992
Falkenberg, Herb* (Trinity), FB	30	1952
Famiglietti, Gary* (Boston U.), FB	2	1938-45
Fanning, Stan (Idaho), T	65	1960-62
Farmer, George (UCLA), WR	43	1970-75
Farrington, John* (Prairie View), E	84	1960-63
Farris, Tom (Wisconsin), QB	36	1946-47
Faulkerson, Mike (North Carolina), FB	38	1995-96
Feathers, Beattie* (Tennessee), HB	48	1934-37
Febel, Fritz* (Purdue), G	28	1935
Federovich, John (Davis & Elkins), T	34	1941-42
Feichtinger, Andy*, E	11	1920-21
Fencik, Gary (Yale), S	45	1976-87
Fenimore, Bob (Oklahoma A&M), HB	55	1947
Ferguson, JB, T	**	1932
Ferguson, Jim (South Carolina), C/LB	58	1969
Fetz, Gus*, FB	10	1923
Figuer, George (Colorado), HB	21	1953
Finzer, Dave (DePauw), P	15	1984
Fisher, Bob (SMU), TE	85	1980-81
Fisher, Jeff (USC), CB	24	1981-84
Fitzgerald, Greg (Iowa), DT	96	1987
Flaherty, Pat* (Princeton), E	15	1923
Flanagan, Dick (Ohio State), G	9	1948-49
Flanagan, Latham (Carnegie Tech), E	19	1931
Flanigan, Jim (Notre Dame), DT	68, 99	1994-2000
Fleckenstein, Bill (Iowa), G	15	1925-30
Floyd, Bobby Jack (TCU), FB	30	1953
Flutie, Doug (Boston College), QB	2	1986
Fontenot, Al (Baylor), DE	96	1993-96
Fontenot, Jerry (Texas A&M), G	67	1989-96
Forbes, Marlon (Penn State), S	46	1996-98
Ford, Charlie (Houston), CB	32	1971-73
Fordham, Jim* (Georgia), FB	3	1944-45
Forrest, Tom (Cincinnati), G	62	1974
Forsey, Brock (Boise State), RB	44	2003

# History

## All-Time Bears Roster

Forte, Aldo (Montana State), G	.....23	1939-42
Fortmann, Dan* (Colgate), G	.....21	1936-43
Fortunato, Joe (Mississippi State), LB	.....31	1955-66
Francis, Sam (Nebraska), FB	.....38	1937-38
Franklin, Paul* (Franklin), E	.....9	1930-34
Frazier, Leslie (Alcorn State), CB	.....21	1981-85
Frederick, Andy (New Mexico), T	.....96	1983-85
Frump, Milton (Ohio Wesleyan), G	.....17	1930
Fuller, Steve (Clemson), QB	.....4	1984-86
Furrer, Will (Virginia Tech), QB	.....2	1992

### G

<b>Gage, Justin (Missouri), WR</b>	.....87	2003
Gagnon, Dave (Ferris State), RB	.....21	1974
Gaines, Wentford (Cincinnati), CB	.....36	1978-80
Galimore, Willie* (Florida A&M), HB	.....28	1957-63
Gallagher, Dave (Michigan), DE	.....76	1974
Gallarneau, Hugh* (Stanford), HB	.....8	1941-42;45-47
<b>Gandy, Mike (Notre Dame), G</b>	.....69	2002-03
Gardocki, Chris (Clemson), P/K	.....17	1991-94
Garrett, Carl (New Mexico H'lands), RB	.....26	1973-74
Garrett, T. (Oklahoma A&M), C	.....13	1947-48
Garrett, WD (Mississippi State), T	.....44	1950
Garvey, A. "Hec" (Notre Dame), E	.....6	1922-25
Garvey, Ed* (Notre Dame), HB	.....28	1925
Gault, Willie (Tennessee), WR	.....83	1983-87
Gayle, Shaun (Ohio State), S	.....23	1984-94
Gedney, Chris (Syracuse), TE	.....84	1993-96
Gentry, Curtiss (Maryland State), DB	.....46	1966-68
Gentry, Dennis (Baylor), WR	.....29	1982-92
George, Bill* (Wake Forest), G/LB	.....61, 72	1952-65
Gepford, Sid* (Millikin & Bethany), B	.....6	1920
Gersbach, Carl (West Chester St.), LB	.....59	1975
Geyer, Bill* (Colgate), HB	.....7, 11	1942-43, 46
Gibron, Abe (Purdue), G	.....65	1958-59
<b>Gibson, Aaron (Wisconsin), G/T</b>	.....78	2003
Gilbert, Kline* (Mississippi), T	.....62	1953-57
Gilliam, John (South Carolina St.), WR	.....82	1977
<b>Gilmore, John (Penn State), TE</b>	.....85	2002-03
Glasgow, Brian (N Illinois), TE	.....82, 98	1987
Glenn, Bill* (E Illinois), QB	.....8	1944
Glueck, Larry (Villanova), B	.....43	1963-65
Goebel, Paul (Michigan), E	.....44	1925
Goodnight, Owen* (Hardin-Sims), QB	.....27	1946
Gordon, Dick (Michigan State), WR	.....45	1965-71
Gordon, Lou* (Illinois), T	.....19	1938
Gorgal, Ken (Purdue), HB	.....14	1955-56
Gowins, Brian (Northwestern), K	.....11	1999
Grabowski, Jim (Illinois), RB	.....33	1971
Graham, Conrad (Tennessee), DB	.....37	1973
Graham, Jeff (Ohio State), WR	.....81	1994-95
Grandberry, Ken (Wash. St.), RB	.....47	1974
Grange, Garland "Gardie"* (Illinois), E	.....25	1929-31
Grange, Harold "Red"* (Illinois), HB	.....77	1925; 29-34
Grant, Ernest (Ark.-Pine Bluff), DT	.....72	2002
Grasmanis, Paul (Notre Dame), DT	.....93	1996-98
<b>Gray, Bobby (Louisiana Tech), SS</b>	.....25	2002-03
Gray, Chris (Auburn), G	.....62	1997
Green, Bobby Joe* (Florida), P	.....88	1962-73
Green, Mark (Notre Dame), RB	.....31	1989-92
<b>Green, Mike (Northwestern St.), S</b>	.....43	2000-03
Green, Robert (William & Mary), RB	.....22	1993-96
Greenwood, Glen* (Iowa), HB	.....**	1924
Grim, Bob (Oregon State), WR	.....27	1975
<b>Grossman, Rex (Florida), QB</b>	.....8	2003

Grosvenor, George (Colorado), HB	.....8	1935-36
Grygo, Al* (South Carolina), HB	.....32	1944-45
Gudauskas, Pete (Murray State), G	.....17	1943-44
Gulyanics, George* (Ellisville JC), HB/P	.....39	1947-48
Gunn, Jimmy (USC), LB	.....30	1970-71
Gunner, Harry (Oregon State), DE	.....78	1971

### H

Haddon, Aldous (Wash. & Jeff.), B	.....28	1927
Haines, Kris (Notre Dame), WR	.....83	1979-80
Halas, George* (Illinois), E	.....7	1920-21
Hale, Dave (Ottawa), DE	.....75	1969-70
Hall, Lemanski (Alabama), LB	.....53	1991
Hallock, Ty (Michigan State), FB	.....49, 94	1998-99
Haluska, Jim (Wisconsin), HB	.....11	1951
Hamity, Lewis (Chicago), HB	.....3	1941
Hamlin, Gene (Western Michigan), C	.....50	1971
Hammond, Henry (Southwestern), E	.....15	1933
Hampton, Dan (Arkansas), DE	.....99	1979-90
Hanke, Carl* (Minnesota), G	.....5	1921
Hanny, Frank* (Indiana), E	.....19	1922-23
Hansen, Clifford (Luther), HB	.....11	1931
Hansen, Wayne* (Texas Western), C	.....14, 51	1950-51
Harbaugh, Jim (Michigan), QB	.....4, 14	1987-90
Hardy, Cliff (Michigan State), CB	.....17	1971
Hardy, John (California), DB	.....38	1991
Harley, Charles "Chic"* (Ohio State), RB	.....**	1921
Harmon, Ronnie (Iowa), RB	.....22	1991
Harper, LaSalle (Arkansas), LB	.....54	1981
Harper, Roland (Louisiana Tech), RB	.....35	75-78; 80-81
Harris, Al (Arizona State), DE	.....90	1979-84;86-87
Harris, Chuck (West Virginia), T	.....75	1981
Harris, Frank (NC State), RB	.....36	1981
Harris, Raymond (Ohio State), RB	.....29	1994-99
Harris, Richard (Grambling), DE	.....84	1974-75
Harris, Sean (Arizona)(57), LB	.....55	1995-2000
Harris, Walt (Mississippi State), CB	.....27	1996-2000
Harris, Willie (Mississippi State), WR	.....86	1991
Harrison, Jim (Missouri), RB	.....35	1971-72
Hart, Tommy (Morris Brown), DE	.....53	1978-79
Hartensine, Mike (Penn State), DE	.....73	1975-80
Hartman, Fred (Rice), T	.....35	1941
Hartnett, Perry (SMU), G	.....71	1982-83
Hartsell, Mark (Boston College), QB	.....11	2001
Haselrig, Clint (Michigan), WR	.....81	1971
Hatley, John (Sul Ross), G	.....65	1951
Hawkins, Garland (Syracuse), DE	.....74	1991
<b>Haynes, Michael (Penn State), DE</b>	.....97	2001
Hazelton, Major (Florida A&M), DB	.....49	1968-69
Healey, Ed* (Dartmouth), T	.....16	1922-23
Healy, Don (Maryland), G	.....60	1958-59
Heardon, Tom* (Notre Dame), QB	.....80	1921
Heck, Andy (Notre Dame), T	.....64	1994-99
Heileman, Charles* (Iowa State), E	.....**	1931
Heimuli, Lakei (BYU), RB	.....38	1981
Helwig, John* (Notre Dame), G	.....80	1953-54
Hempel, Bill (Carroll), T	.....19	1941
Henderson, Reuben (San Diego St.), CB	.....20	1981-82
Hensley, Dick (Kentucky), E	.....82	1951
Herdon, Jimmy (Houston), T	.....74	1997-2000
Herron, Bruce (New Mexico), LB	.....51	1978-80
Hester, Jim* (North Dakota), TE	.....86	1971
Hewitt, Bill* (Michigan), E	.....56	1932-33
Heyward, Craig (Pittsburgh), FB	.....45	1991
Hibbs, Jesse (USC), T	.....54	1931



# History

## All-Time Bears Roster

GSH

licks, Michael (S. Carolina St.), RB	44	1996-97
licks, Tom (Illinois), LB	54	1976-80
ligh, Lennie, HB	24	1920
iles, Van (Kentucky), S	48	1997
ilgenberg, Jay (Iowa), C	63	1981-91
ill, Harlon (Florence St. Tchrs), E	87	1954-61
ill, Ike (Catawba), WR	17	1973-74
illenmeyer, Hunter (Vanderbilt), LB	92	2003
illiard, Randy (NW Louisiana), CB	47	1997
lintz, Mike (Wis-Platteville), DB	35	1987
loban, Mike (Michigan), G	67	1974
lobscheid, Fred* (Chicago), G	**	1927
lodgins, Norm (LSU), S	34	1974
loffman, Jack (Xavier), E	82	1952-56
loffman, John (Hawaii), DE	79	1971
loffman, John* (Arkansas), E	29, 89	1949-56
loge, Merrill (Idaho), RB	33	1994
lohense, Mike (Minnesota), QB	8	1987
loke, Jonathan (Ball State), CB	47	1980
oldman, Warrick (Texas A&M), LB	53	1999-2003
olloway, Glen (N Texas State), G	61, 62	1970-73
olman, Willie (South Carolina St.), DE	85	1968-73
olmer, Walter* (Northwestern), FB	9	1929-30
olmes, Jaret (Auburn), K	10	1999
olovak, Mike (Boston College), FB	15	1947-48
optowit, Al (Washington State), T	26	1941-45
oran, Mike (Long Beach State), P	2	1998
orton, Larry (Iowa), DT	64	1972-73
Howard, Bobbie (Notre Dame), LB	52	2001-03
Howard, Dana (Illinois), LB	95	1996
Howley, Charles (West Virginia), C	54	1958-59
Hrivnak, Gary (Purdue), DT	72	1973-76
Huarte, John (Notre Dame), QB	7	1972
Huerta, Carlos (Miami-FL), K	8	1996
Hudson, Chris (Colorado), S	47	1999
Huff, Gary (Florida State), QB	19	1973-76
Huffine, Ken* (Purdue), FB	5	1921
Hugasian, Harry (Stanford), HB	48	1955
Hughes, Billy* (Texas), C	24	1940-41
Hughes, Tyrone (Nebraska), PR/KR	33	1997
Hull, Mike (USC), FB	33	1968-70
Hultz, Don (Southern Miss.), DT	67	1974
Humphries, Stefan (Michigan), G	75	1984-86
Hunsinger, Chuck (Florida), HB	46	1950-52
Hunt, Jackie (Marshall), HB	25	1945
Huntington, Greg (Penn State), G	67	1997-99
Hurst, William (Oregon), G	**	1924
Hutchison, Anthony (Texas Tech), RB	31	1983-84
Huther, Bruce (New Hampshire), LB	57	1982
Hyche, Steve (Livingston), LB	58	1989
Hyland, Bob (Boston College), C	50	1970

<b>I</b>		
Ingwerson, Burt* (Illinois), G	10	1920-21
Ippolito, Anthony* (Purdue), G	82	1943
Ireland, Darwin (Arkansas), LB	52, 60	1994-95
Ivlow, John (Colorado State), RB	46	1993

<b>J</b>		
Jackson, Bobby (Alabama), HB	20	1961
Jackson, Jack (Florida), WR	88	1995-96
Jackson, John (USC), WR	82	1996
Jackson, Noah (Tampa), G	65	1975-83
Jackson, Randy (Florida), T	65	1967-74
Jackson, Vestee (Washington), CB	24	1986-90

Jaeger, Jeff (Washington), K	1	1996-99
Jagade, Chick* (Indiana), FB	30	1954-55
James, Dan (Ohio State), T	74	1967
Janata, John (Illinois), T	72	1983
Janet, Ernie (Washington), G	64	1972-74
January, Mike (Texas), LB	94	1987
Jarmoluk, Mike (Temple), T	25	1946-47
Jecha, Ralph (Northwestern), G	69	1955
Jeffries, Eric (Texas), CB	24, 31	1997
Jencks, Robert (Miami, OH), E	80	1963-64
Jennings, Keith (Clemson), TE	85	1991-97
Jensvold, Leo* (Iowa), QB	10	1931
Jeter, Bob (Iowa), CB	29	1971-73
Jeter, Perry (California Poly Tech), RB	21	1956-57
Jewett, Bob (Michigan State), E	86	1958
Jiggetts, Dan (Harvard), T	62	1976-82
Joesting, Herb* (Minnesota), FB	33	1931-32
Johnson, Albert (Kentucky), FB	3	1938
Johnson, Anthony (Notre Dame), RB	25	1995
Johnson, Bill* (SMU), G	33	1946-47
Johnson, Greg (Florida State), DT	78	1977
Johnson, Jack (Miami-Fla.), B	49	1957-59
Johnson, John (Indiana), T	76	1963-68
Johnson, Keshon (Arizona), CB	25, 37	1993-95
Johnson, Leo (Millikin), HB	8	1920
Johnson, Leon (North Carolina), RB	32	2001-02
Johnson, Oscar G*, FB	1, 10	1924
Johnson, Pete (VMU), B	20	1959
<b>Johnson, Robert (Auburn), TE</b>	<b>82</b>	<b>2003</b>
Johnson, Troy (Oklahoma), LB	92	1988-89
Johnson, Will (NE Louisiana), LB	89, 93	1987
Johnsos, Luke* (Northwestern), E	24	1929-37
Jones, Bob (San Diego State), E	43	1967
Jones, Dante (Oklahoma), LB	53	1988-94
Jones, Edgar (Pittsburgh), HB	27, 37	1945
Jones, Greg (Colorado), LB	55	2001
Jones, Jermaine (Northwestern St.), CB	26	1999
Jones, Jerry* (Notre Dame), G	12	1920-21
Jones, Jimmy (Wisconsin), E	80	1965-67
Jones, Stan (Maryland), T	78	1954-65
Joyce, Eric (Tennessee State), DB	38	2002
Jordan, Donald (Houston), RB	49	1984
Joseph, Dwayne (Syracuse), CB	32	1995-96
Juenger, Dave (Ohio U.), WR	38	1973
Jurkovic, Mirko (Notre Dame), G	64	1992

### K

Karr, William* (West Virginia), E	22	1933-38
Karras, Ted (Indiana), G	67	1960-64
Karwales, Jack (Michigan), E	33	1946-47
Kassel, Chuck* (Illinois), E	24	1927
Kavanaugh, Ken (LSU), E	51	40-41; 45-50
Kawal, Ed* (Illinois), C	19, 27	1931-36
Keane, Jim (Iowa State), E	20	1946-51
Keefe, Jerry* (Notre Dame), G	**	1920
Kelly, Elmo (Wichita U.), E	76	1944
Kelly, Jim (Tennessee State), TE	88	1974
Kendricks, Jim (Texas A&M), T	6, 26	1924
Kennison, Eddie (LSU), WR	82	2000
Keriasotis, Nick* (St. Ambrose), G	19	1942-44
Keyes, Marcus (North Alabama), DT	73	1996-97
Keys, Tyrone (Mississippi St.), DE	98	1983-85
Kiesling, Walter* (St. Thomas), G	25	1934
Kilcullen, Bob (Texas Tech), T	74	1957-65
Kilgore, Jon (Auburn), P	80	1968

All-Time Roster

Kindt, Don* (Wisconsin), HB	.....	6, 81	1947-55
Kindt, Don Jr. (Wis-LaCrosse), TE	.....	**	1987
King, Ralph (Chicago), T	.....	2	1925
Kinney, Steve (Utah State), T	.....	63	1973-74
Kirk, Ken (Mississippi), C	.....	53	1960
Kissell, Adolph (Boston College), FB	.....	18	1942
Klawitter, Dick* (S. Dakota State), C	.....	54	1956-57
Klein, Dick (Iowa), T	.....	79	1958-59
Knapczyk, Ken (Northern Iowa), WR	.....	88	1987
<b>Knight, Bryan (Pittsburgh), LB</b>	.....	<b>90</b>	<b>2002-03</b>
Knopp, Oscar* (Illinois), FB	.....	11	1923-28
Knox, Bill (Purdue), DB	.....	31	1974-76
Knox, Ron (UCLA), QB	.....	18	1957
Koehler, Robert* (Northwestern), FB	.....	3	1920-21
Kolman, Ed* (Temple), T	.....	29	1940-44
Konovsky, Bob* (Wisconsin), G	.....	58	1960
Kopcha, Joe* (Chattanooga), G	.....	29	1929-35
Kortas, Kenneth (Louisville), T	.....	70	1969
Kosins, Gary (Dayton), RB	.....	33	1972-74
Kozlowski, Glen (BYU), WR	.....	88	1987-92
Kramer, Erik (NC State), QB	.....	12	1994-98
Kreamcheck, John (Wm. & Mary), T	.....	58	1953-55
Kreitling, Rich (Illinois), E	.....	82	1964
Kreiwald, Doug (West Texas State), G	.....	60	1967-68
Krenk, Mitch (Nebraska), TE	.....	89	1984
<b>Kreutz, Olin (Washington), C</b>	.....	<b>57</b>	<b>1998-2003</b>
Krieg, Dave (Milton College -WI), QB	.....	17	1996
Krumm, Todd (Michigan State), S	.....	44	1988
Kuechenberg, Rudy (Indiana), LB	.....	59	1967-69
Kunz, Lee (Nebraska), LB	.....	57	1979-81
Kurek, Ralph (Wisconsin), FB	.....	32	1965-70

### L

Lacina, Corbin (Augustana), G	.....	63	2003
<b>LaFavor, Tron (Florida), DT</b>	.....	<b>73</b>	<b>2003</b>
LaFleur, Joe* (Marquette), FB	.....	2	1922-24
LaForest, W*, FB	.....	**	1920
Lahar, Harold (Oklahoma), G	.....	12	1941;1945
Lamb, Walter (Oklahoma), E	.....	12	1946
Landry, Greg (Massachusetts), QB	.....	11	1984
LANUM, R. "Jake"* (Ill & Millikin), QB	.....	1	1920-24
Larson, Fred* (Notre Dame), C	.....	14, 17	1922
Lashar, Tim (Oklahoma), K	.....	16	1987
Lasker, Greg (Arkansas), S	.....	31	1988
Latta, Greg* (Morgan State), TE	.....	88	1975-80
Lawler, Allen (Texas), HB	.....	33	1948
Lawson, Roger (W. Michigan), RB	.....	36	1972-73
Layne, Bobby* (Texas), QB	.....	22	1948
Leahy, Bernie (Notre Dame), HB	.....	6	1932
Leclerc, Roger (Trinity), K/LB	.....	54, 83	1960-66
Le Bel, Harper (Colorado State), LS	.....	88	1997
Lee, Buddy (LSU), QB	.....	14	1971
Lee, Herman* (Florida A&M), T	.....	70	1958-66
Lee, Shawn (North Alabama), DE	.....	76	1998
Leeuwenburg, Jay (Colorado), G	.....	58	1992-95
Leeuwenburg, Rich (Stanford), T	.....	57	1965
Leggett, Earl (LSU), T	.....	71	1957-65
Lemon, Clifford* (Centre), T	.....	9	1926
Leonard, James (Colgate), T	.....	**	1924
Lesane, James (Virginia), HB	.....	49	1952-53
Lewis, Darren (Texas A & M), RB	.....	33	1991-93
Lewis, Nate (Oregon Tech), WR	.....	82	1994-95
Lewis, Scotty (Baylor), DT	.....	79	1995
Lick, Dennis (Wisconsin), T	.....	70	1976-81
Lincoln, Jeremy (Tennessee), CB	.....	39	1992-95

Line, Bill (SMU), DT	.....	67	197
Lintzenich, Joseph* (St. Louis), FB	.....	7	1930-3
Lipscomb, Paul* (Tennessee), T	.....	74	195
Lisch, Rusty (Notre Dame), QB	.....	12	198
Littleton, Jody (Baylor), LS	.....	63	200
Livers, Virgil (W. Kentucky), CB	.....	24	1975-7
Livingston, Andy (Phoenix JC), B	.....	48	1964-6
Livingston, Howie* (Fullerton JC), DB	.....	48	195
Logan, James (Indiana), G	.....	20, 37	1942-8
Long, Harvey (Detroit), T	.....	27	192
Long, Johnny* (Colgate), QB	.....	33	1944-4
Lowe, Lloyd (North Texas State), HB	.....	28	1953-5
Lowery, Michael (Mississippi), LB	.....	53	1996-9
Luckman, Sid* (Columbia), QB	.....	42	1939-5
Lujack, Johnny (Notre Dame), QB	.....	32	1948-5
Lundy, Dennis (Northwestern), RB	.....	43	199
Lusby, Vaughn (Arkansas), CB	.....	29	198
Lyle, Garry (G. Washington), CB	.....	44	1968-7
<b>Lyman, Dustin (Wake Forest), TE</b>	.....	<b>89</b>	<b>2000-0</b>
Lyman, Link* (Neb.), T	.....	2, 11, 12, 14, 77	1926-28, 30, 33, 33
Lynch, Lorenzo (Cal St.-Sac.), DB	.....	43	1987-8
Lyons, George (Kansas State), T	.....	17	192

### M

MacLeod, Robert (Dartmouth), HB	.....	5	1939-4
Macon, Ed (College of Pacific), HB	.....	25	1952-53
MacWherter, Kile* (Bethany), FB	.....	14	1920
Magnani, Dante* (St. Mary's), HB	.....	3, 4, 8	1943; 46; 49
Maillard, Ralph (Creighton), T	.....	23	192
Malone, Charles (Texas A&M), E	.....	**	193
Manders, Jack* (Minnesota), HB	.....	10	1933-4
Maness, James (TCU), WR	.....	81	198
Mangum, John (Alabama), S	.....	26	1990-9
Maniaci, Joe* (Fordham), RB	.....	11	1938-41
<b>Mannely, Patrick (Duke), T/LS</b>	.....	<b>65</b>	<b>1998-2003</b>
Manning, Pete (Wake Forest), E	.....	86	1960-61
Manske, Edgar (Northwestern), E	.....	7, 17	1937-40
Marconi, Joe* (West Virginia), FB	.....	34	1962-66
Margarita, Bob (Brown), HB	.....	44	1944-46
Margerum, Ken (Stanford), WR	.....	82, 89	81-83; 85-86
Marshall, Anthony (LSU), DB	.....	36	1994-97
Marshall, Wilber (Florida), LB	.....	58	1984-87
Martin, Bill (Georgia Tech), E	.....	22, 85	1964-65
Martin, Billy* (Minnesota), HB	.....	22	1962-64
Martin, Chris (Northwestern), CB	.....	25	199
Martin, Dave (Notre Dame), LB	.....	53	196
Martin, Frank (Alabama), HB	.....	33	194
Martinovich, P. (Coll. of Pacific), G	.....	19, 66	194
Maslowski, Matt (San Diego U.), WR	.....	46, 82	197
Mass, Wayne (Clemson), OT	.....	74	1968-70
Masters, Bob* (Baylor), FB	.....	37	1943-4
Masterson, Bernie* (Nebraska), QB	.....	33	1934-40
Masterson, Forest (Iowa), C	.....	15	194
Mastrogany, Gus* (Iowa), E	.....	29	193
Matheson, Jack* (W. Michigan), E	.....	41	194
Mattes, Ron (Virginia), T	.....	75	199
Matthews, Shane (Florida), QB	.....	9	1993-96; 99-01
Mattson, Riley (Oregon), T	.....	75	196
Matuza, Al (Georgetown), C	.....	15	1941-4
Maumalanga, Chris (Kansas), DT	.....	72	199
May, Chester*, G	.....	19	1920
May, Walter O. "Red"*, G	.....	19	1920
Mayes, Alonzo (Oklahoma State), TE	.....	85	1998-200
Mayes, Rufus (Ohio State), T	.....	71	196
<b>Maynard, Brad (Ball State), P</b>	.....	<b>4</b>	<b>2001-03</b>

# History

## All-Time Bears Roster

GSH

Maznicki, Frank (Boston College), HB	1942-43
McAfee, George (Duke), HB	1940-41; 45-50
McClendon, Willie (Georgia), RB	1979-82
McColl, Bill (Stanford), E	1952-59
McCray, Bruce (W Illinois), CB	1987
McDonald, Lester* (Nebraska), E	1937-39
McDonald, Rico (Pitt), LB	1998-99
McElroy, Ray (Eastern Illinois), S	2000
McElwain, Bill (Northwestern), HB	1925
McEnulty, Doug (Wichita), FB	1943-44
McGee, Tony (Bishop College), DE	1971-73
McGuire, Gene (Notre Dame), C	1993
McInerney, Sean (Frostburg State), DT	1987
McKenzie, Keith (Ball State), DT	2002
McKie, Jason (Temple), FB	2003
McKinnely, Phil (UCLA), T	1982
McKinney, Bill (West Texas), LB	1972
McKinnon, Dennis (Florida State), WR	83-85; 87-89
McLean, Scooter* (St. Anselm), HB	1940-47
McMahon, Jim (BYU), QB	1982-88
McMichael, Steve (Texas), DT	1981-93
McMillen, Jim* (Illinois), G	1924-29
McMillon, Todd (N. Arizona), CB	2000-03
McMullen, Daniel* (Nebraska), G	1930-31
McMurtry, Greg (Michigan), WR	1994
McNown, Cade (UCLA), QB	1999-2000
McPherson, Forrest (Nebraska), G	1935
McQuarters, R.W. (Oklahoma St.), CB	2000-03
McRae, Bennie (Michigan), HB	1962-70
McRae, Franklin (Tenn. State), DT	1967
Meadows, Ed* (Duke), E	1954-56
Mellekas, John (Arizona), T	1956-61
Merkel, Monte (Kansas), G	1942-43
Merrill, Mark (Minnesota), LB	1979
Merrill, Than (Yale), S	2001
Merritt, Ahmad (Wisconsin), WR	2001-03
Metcalfe, Terrence (Mississippi), T/G	2002-03
Meyers, Dennis* (Iowa), T	1931
Meyers, Jerry (N Illinois), DL	1976-79
Michaels, Edward* (Villanova), G	1935
Mihal, Joe* (Purdue), T	1940-41
Milburn, Gian (Stanford), RB/KR	1998-2001
Miller, Charles "Ookie" (Purdue), C	1932-37
Miller, Jim (Michigan State), QB	1998-2002
Miller, Milford (Chadron), T	1932
Milner, Bill (Duke), G	1947-49
Milton, Eldridge (Clemson), LB	1987
Miniefield, Kevin (Arizona State), CB	1993-96
Minini, Frank (San Jose State), HB	1947-49
Minter, Barry (Tulsa), LB	1993-2000
Mintun, John F. "Jake"*, C	1921-22
Mirer, Rick (Notre Dame), QB	1997
Mitchell, Charley (Tulsa), HB	1945
Mitchell, Qasim (No. Car. A&T), T	2003
Mohardt, John* (Notre Dame), HB	1925
Molesworth, Keith* (Monmouth), HB	1931-37
Montgomery, Randy (Weber State), CB	1974
Montgomery, Ross (TCU), FB	1969-70
Mooney, Jim* (Georgetown), E	1935
Mooney, Tip* (Abilene Christian), HB	1944-46
Moore, Albert (Northwestern), QB	1932
Moore, Damon (Ohio State), SS	2002
Moore, Jerry (Arkansas), S	1971-72
Moore, Joe (Missouri), RB	1971-72
Moore, McNeil (Sam Houston), HB	1954-56

Moore, Rocco (Western Michigan), G	1980
Moorehead, Emery (Colorado), TE	1943, 87
Moreno, Moses (Colorado State), QB	1998
Morgan, Anthony (Tennessee), WR	1991-93
Morgan, Mike (Wisconsin), RB	1978
Morris, Byron "Bam" (Texas Tech), RB	1933
Morris, Francis (Boston U.), HB	1942
Morris, Johnny (Santa Barbara), FL	1958-67
Morris, Jon (Holy Cross), C	1978
Morris, Larry (Georgia Tech), LB	1959-65
Morris, Ray (UTEP), LB	1987
Morris, Ron (SMU), WR	1987-92
Morrison, Fred (Ohio State), FB	1950-53
Morrissey, Jim (Michigan State), LB	1985-93
Morton, John (Missouri), HB	1945
Moser, Robert* (Pacific), C	1951-53
Mosley, Anthony (Fresno State), RB	1987
Mosley, Henry (Morris Brown), HB	1949, 90
Mucha, Charles (Washington), G	1935
Mucha, Rudy (Washington), G	1945-46
Muckensturm, Jerry (Arkansas St.), LB	1976-82
Mudd, Howard (Hillsdale), G	1969-70
Mullen, Verne* (Illinois), E	1923-25
Mullins, Don R. (Houston), HB	1961-62
Mullins, Noah (Kentucky), HB	1946-49
Mundee, Fred (Notre Dame), C	1943-45
Murray, Richard* (Marquette), T	1924
Murry, Don* (Wisconsin), T	1924-31
Musso, George* (Millikin), G	1933-44
Musso, Johnny (Alabama), RB	1975-77
Muster, Brad (Stanford), FB	1988-92
Myslinski, Tom (Tennessee), OL	1993-94

## N

Nagurski, Bronko* (Minnesota), FB	1930-37; 43
Neacy, Clement* (Colgate), E	1927
Neal, Dan (Kentucky), C	1975-83
Neal, Ed (LSU), G	1951
Neck, Tommy (LSU), HB	1962
Neely, Bobby (Virginia), TE	1996
Negus, Fred (Wisconsin), C	1950
Neidert, John (Louisville), LB	1970
Nelson, Everett (Illinois), T	1929
Nesbitt, Dick* (Drake), HB	1930-33
Newkirk, Robert (Michigan St.), DT	2000-01
Newsome, Billy (Grambling), DE	1977
Newton, Bob (Nebraska), G	1971-75
Nickla, Ed (Maryland), G	1959
Nielsen, Hans (Michigan State), K	1981
Nix, Kent (TCU), QB	1970-71
Nolting, Ray* (Cincinnati), HB	1936-43
Norberg, Hank (Stanford), E	1948
Nordquist, Mark (Pacific), G/C	1975-76
Nori, Reino* (DeKalb), HB	1938
Norman, Dick (Stanford), QB	1961
Norman, Tim (Illinois), G	1983
Norris, Jon (American Int'l), DE	1987
Norvell, Jay (Iowa), LB	1987
Novoselsky, Brent (Penn), TE	1988
Nowaskey, Bob* (G Washington), E	1940-42

## O

O'Bradovich, Ed (Illinois), DE	1962-71
O'Connell, JF* (Penn State), C	1924
O'Connell, Tom (Illinois), QB	1953

# History

## All-Time Bears Roster

O'Neill, Pat (Syracuse), P	8	1995	Primus, Greg (Colorado State), WR	87	1994-95
O'Quinn, John (Wake Forest), E	37	1950-51	Pritchett, Stanley (South Carolina), FB	36	2001-03
O'Rourke, Charles (Boston College), QB	48	1942	Proctor, Rex (Rice), HB	47	1953
Obee, Terry (Oregon), WR	83	1993-94	Proehl, Ricky (Wake Forest), WR	87	1997
Odum, Joe, (Purdue), LB	59	2003	Pruitt, Mickey (Colorado), LB	46, 52	1988-90
Oech, Verne (Minnesota), G	23	1936	Purnell, James* (Wisconsin), LB	53	1964-68
Oelerich, John* (St. Ambrose), HB	7	1938	Pyle, Mike (Yale), C	50	1961-65
Ogden, Ray (Alabama), TE	38	1969-71	<b>R</b>		
Oliver, Jack (Memphis State), T	71	1987	Rabold, Mike* (Indiana), G	64	1964-66
Ortego, Keith (McNeese St.), WR	89, 96	1985-87	Rains, Dan (Cincinnati), LB	53	1982-85
Osborne, Jim (Southern), DT	68	1972-84	Rakestraw, Larry (Georgia), QB	12	1964-67
Osmanski, Bill* (Holy Cross), FB	9	39-43, 46-47	Ramsey, Frank (Oregon State), G	13	1945
Osmanski, Joe* (Holy Cross), FB	18	1946-49	Rather, Bo (Michigan), WR	80	1974-78
<b>P</b>					
Padmajersky, Paul	31	1944	Reader, Russ (Michigan State), HB	11	1947
Pagac, Fred (Ohio State), TE	82	1974	Reese, Lloyd* (Tennessee), FB	22	1946
Page, Alan (Notre Dame), DT	82	1978-81	Reeves, Carl (North Carolina St), DE	68	1996-98
Parrish, Tony (Washington), S	37	1998-2001	Reid, Gabe (Brigham Young), TE	48	2003
Parsons, Bob (Penn State), P/TE	86	1972-81	Reilly, Mike (Iowa), LB	62	1964-68
Patterson, Billy (Baylor), QB	57	1939	Rentie, Caesar (Oklahoma), T	71	1988
Paul, Markus (Syracuse), S	36	1989-92	Rentner, Ernest* (N'western), HB	7, 23	1936-37
Paulley, Frank Don (Wash. & Jeff.), T	14	1930	Reppond, Mike (Arkansas), WR	87	1973
Payton, Sean (E Illinois), QB	17	1987	Reynolds, Tom (San Diego State), WR	81	1973
Payton, Walter* (Jackson State), RB	34	1975-87	Rice, Andy (Texas Southern), DT	70	1972-73
Pearce, W. "Pard"* (Penn), QB	4	1920-22	Richards, Golden (Hawaii), WR	83	1978-79
Pearson, Madison* (Kansas), C	26	1929-34	Richards, Ray (Nebraska), T	44	1933-36
Pederson, Jim (Augsburg), HB	17	1932	Richardson, Mike (Arizona State), CB	27	1983-88
Peiffer, Dan (SE Missouri State), C	53	1975-77	Richman, Harry* (Illinois), G	16	1929
Penn, Chris (Tulsa), WR	86	1997-98	Riley, Karon (Minnesota), DE	95	2001
Percival, Mac (Texas Tech), K	83	1967-73	Riley, Pat (Miami-FL), DT	78, 95	1995
Perez, Peter* (Illinois), G	19	1945	Rivera, Ron (California), LB	59	1984-92
Perina, Bob* (Princeton), HB	33	1949-50	Rivera, Steve (California), WR	83	1977
Perini, Pete (Ohio State), FB	39	1954-55	Rivers, Garland (Michigan), DB	32	1987
Perkins, Don (Plattesville), FB	19	1945-46	Rives, Don (Texas Tech), LB	57	1973-78
Perrin, Lonnie (Illinois), RB	25	1979	Roberts, Tom* (DePaul), G	82	1943-44
Perry, Todd (Kentucky), G	75	1993-2000	Roberts, Willie (Houston), CB	24	1973
Perry, William (Clemson), DT	72	1985-93	Robertson, Bernard (Tulane), T	74	2002
Perry, Christian (Nebraska), DT	9	2002	<b>Robinson, Bryan (Fresno State), DL</b>	98	1998-2003
<b>Peterson, Adrian (Ga. Southern), RB</b>	29	2002-03	Robinson, Marcus (S. Carolina), WR	88	1997-2002
Peterson, Anthony (Notre Dame), LB	57	1997	Rodenhauser, Mark (Illinois St.), C	51, 52	1987-88
Petitbon, Richie (Tulane), HB	17	1959-68	Roder, Mirro, K	15	1973-74
Petty, John* (Purdue), FB	10	1942	Roehl, Jon (Iowa), G	64	1987
Petty, Ross* (Illinois), G	17	1920	Roehnel, William* (Bradley), G	69	1958-59
Phillips, Lloyd (Arkansas), DE	86	1967-69	Rogers, Mel (Florida A&M), LB	51	1977
Phillips, Reggie (SMU), CB	21, 48	1985-87	Roggenman, Tom (Purdue), G	67	1956-57
Phipps, Mike (Purdue), QB	15	1977-81	Romanik, Steve (Villanova), QB	12	1950-53
Piccolo, Brian* (Wake Forest), RB	41	1966-69	Romney, Milton* (Chicago), QB	10	1925-29
Pickens, Bob (Nebraska), T	70	1967-68	Ronzani, Gene* (Marquette), QB	6	33-38, 44-45
Pickering, Clay (Maine), WR	86	1986	Roper, John (Texas A&M), LB	55	1989-92
Pifferini, Bob (UCLA), LB	58	1972-75	Rosequist, Ted* (Ohio State), T	23, 47	1934-36
Pilgrim, Evan (BYU), G	65	1995-97	Rothschild, Doug (Wheaton), LB	54	1987
Pinder, Cyril (Illinois), RB	22	1971-72	Rouse, James (Arkansas), RB	30	1990-91
Plank, Doug (Ohio State), S	46	1975-82	Roveto, John (SW Louisiana), K	4, 9	1981-82
Plasman, Dick* (Vanderbilt), E	14	1937-41; 44	Rowden, Larry (Houston), LB	53	1971
Podmajersky, Paul* (Illinois), G	**	1944	Rowell, Eugene (Dubuque), DT	65	1987
Polisky, John* (Notre Dame), G	16, 27	1929	Rowland, Brad (McMurry), HB	86	1951
Polk, Octus (Stephen F. Austin), G	69	1995-96	Rowland, Justin (TCU), HB	20	1960
Pollock, Bill (Penn. Military Acdy.), HB	2	1935-36	Rubens, Larry (Montana State), C	52, 53	1986
Pool, Hampton* (Stanford), E	76	1940-43	Rupp, Nelson* (Dennison), QB	**	1921
Potter, Kevin (Missouri), S	20	1983-84	Russell, Reginald (Northwestern), E	24	1928-29
Powell, Carl (Louisville), DT	72	2001	Ryan, John (Detroit), T	12	1929
Preston, Pat* (Wake Forest), G	53	1946-49	Ryan, Rocky (Illinois), E	45	1958
President, Andre (Angelo St.), TE	87	1995	Ryan, Tim (USC), DT	96, 99	1990-93
Price, Terry (Texas A & M), DT	65	1990	Rydalch, Ron (Utah), DT	76	1975-80
Pride, Dan (Jackson State), LB	57	1968-69	Rydzewski, Frank* (Notre Dame), C	**	1923
			Rykovich, Julie* (Illinois), HB	11	1949-51

<b>S</b>	
Sacrinity, Nick (Wake Forest), QB	1947
Salaam, Rashaan (Colorado), RB	1995-97
Saldi, Jay (South Carolina), TE	1983-84
Samuel, Khari (Massachusetts), LB	1999-2001
Sanders, Glenell (Louisiana Tech), LB	1990
Sanders, Thomas (Texas A&M), RB	1985-89
Sanderson, Reggie (Stanford), RB	1973
Sanderson, Scott (Washington St.), G	2003
Sauerbrun, Todd (West Virginia), P	1995-99
Sauter, Cory (Minnesota), QB	2002
Savoldi, Joe* (Notre Dame), FB	1930
Sayers, Gale (Kansas), HB	1965-71
Schiechl, John* (Santa Clara), C	1945-46
Schmidt, Terry (Ball State), S	1976-84
Schreiber, Larry (Tenn. Tech), RB	1976
Schroeder, Gene (Virginia), E	51-52, 54-57
Schubert, Steve (U Mass.), WR	1975-79
Schuetz, Paul* (Wisconsin), G	1930-32
Schultz, Bill (USC), G	1997
Schwartz, Jim (Purdue), LB	1992, 1998
Schwed, Brian (Kansas), DE	1966
Schweidler, Dick (St. Louis), HB	1938-39, 46
Scott, Ian (Florida), DT	2003
Scott, James (Henderson JC), WR	1976-80; 82
Scott, Ralph* (Wisconsin), T	1921-25
Seals, George (Missouri), G	1965-71
Seibering, Gerald (Drake), FB	1932
Senn, Bill* (Knox), HB	1926-31
Serini, Washington* (Kentucky), G	1948-51
Setzer, Bobby (Boise State), DE	2002
Sevy, Jeff (California), T/DE	1975-78
Seward, Len (E. Illinois), LS	1987
Seymour, Jim (Notre Dame), WR	1970-72
Shank, JL*, HB	1920
Shanklin, Ron (N Texas State), WR	1975-76

Shannon, John (Kentucky), DT	1988-89
Shaw, Glenn (Kentucky), HB	1960
Shearer, Brad (Texas), DT	1978-80
Shellog, Alec* (Notre Dame), T	1939
Shelton, Daimon (Sacramento St.), FB	2001-02
Sherman, Saul (Chicago), QB	1939-40
Shipkey, Jerry (UCLA), FB	1953
Shoemaker, Hub* (Illinois), G	1920-21
Shy, Don (San Diego State), RB	1970-72
Siegal, John (Columbia), E	1939-43
Sigillo, Dom* (Xavier), T	1943-44
Sigmund, Arthur W., G	1923
Simmons, Clyde (W. Carolina), DE	1999-2000
Simmons, David (North Carolina), LB	1983
Simmons, J. (Bethune-Cookman), WR	1969
Simpson, Carl (Florida State), DT	1993-97
Sinceno, Kaseem (Syracuse), TE	2000
Singletary, Mike (Baylor), LB	1981-92
Sisk, John* (Marquette), HB	1932-36
Sisk, John Jr. (Miami-Fla.), B	1964
Skibinski, John (Purdue), RB	1978-81
Smeja, Rudy (Michigan), E	1944-45
Smith, Allen H.* (Mississippi), E	1947-48
Smith, Clarence (Georgia), E	1942
Smith, Eric (LSU), WR	1997
Smith, Eugene (Georgia Tech), G	1930
Smith, Frankie (Baylor), CB	1998-2000
Smith, JD (N Carolina A&T), FB	1956
Smith, James (Compton JC), HB	1961
Smith, Quintin (Kansas), WR	1990
Smith, Ray Gene (Midwestern), HB	1954-57
Smith, Ron (Wisconsin), S	1965; 70-72
Smith, Russell* (Illinois), T	1921-23
Smith, Sean (Grambling), DT	1987-88
Smith, Thomas (North Carolina), CB	2000
Smith, Vernice (Florida A & M), G	1993
Smith, Vinson (East Carolina), LB	1993-96

## TOP BEARS VICTORIES/DEFEATS

### LARGEST ALL-TIME WINS

Pnts	Opponent	Score	Date
1. +73	at Washington*	73-0	12/8/40
2. +57	at Baltimore	57-0	11/25/62
3. +54	Green Bay	61-7	12/7/80
4. +49	Detroit	49-0	10/19/41
+49	at NY Giants	56-7	11/14/43

### LARGEST HOME WINS

Pnts	Opponent	Score	Date
1. +54	Green Bay	61-7	12/7/80
2. +49	Detroit	49-0	10/19/41
3. +47	Clev. Rams	47-0	11/29/42
4. +46	Chi. Cardinals	53-7	10/12/41
5. +42	Pittsburgh	49-7	11/23/47

### LARGEST ROAD WINS

Pnts	Opponent	Score	Date
1. +73	at Washington*	73-0	12/8/40
2. +57	at Baltimore	57-0	11/25/62
3. +49	at NY Giants	56-7	11/14/43
4. +44	at Dallas	44-0	11/17/85
5. +42	at Detroit	42-0	11/22/42
+42	at Card.-Pitt.	49-7	12/3/44

\*indicates playoff game

### WORST ALL-TIME LOSSES

Pnts	Opponent	Score	Date
1. -52	at Baltimore	0-52	9/27/64
2. -49	at Green Bay	0-49	9/30/62
3. -47	at Houston	0-47	11/6/77
4. -42	at Cleveland	0-42	12/11/60
-42	at Detroit	0-42	9/22/68
-42	at Washington	0-42	12/15/74
-42	at San Francisco	7-49	9/7/03

### WORST HOME LOSSES

Pnts	Opponent	Score	Date
1. -34	San Francisco	0-34	11/17/74
2. -33	Miami	13-46	11/2/75
3. -31	Green Bay	7-38	11/4/62
-31	Dallas	3-34	11/24/68
-31	Minnesota	0-31	10/12/69
-31	Green Bay	6-37	10/6/96

### WORST ROAD LOSSES

Pnts	Opponent	Score	Date
1. -52	at Baltimore	0-52	9/27/64
2. -49	at Green Bay	0-49	9/30/62
3. -47	at Houston	0-47	11/6/77
4. -42	at Cleveland	0-42	12/11/60
-42	at Detroit	0-42	9/22/68
-42	at Washington	0-42	12/15/74
-42	at San Francisco	7-49	9/7/03



# History

## All-Time Bears Roster

GSH

Weatherly, Gerald (Rice), C	.....45, 50, 84	1950-52-54	Wilson, Troy (Pittsburg State), DE	.....95	2000
Nells, Mike (Iowa), DT	.....97	1998-2000	Wisne, Jerry (Notre Dame), T	.....79	1999-2000
Netsight, Ryan (Stanford), TE	.....89	1993-99	Wojciechowski, John (Mich. St.), T	.....73	1987-93
Netoska, Bob (Notre Dame), T	.....63	1960-69	Wolden, Allan (Bemidji State), RB	.....39	1987
Netzel, Damon (Ohio State), HB	.....**	1935	Wooden, Shawn (Notre Dame), S	.....22	2000
Nheeler, Ted (W Texas State), G	.....69	1970	Woods, Tony (Oklahoma), DT	.....65	1989
Nheeler, Wayne (Alabama), WR	.....85	1974	Woolford, Donnell (Clemson), CB	.....21	1989-96
Nhigham, Larry (NE Louisiana), S	.....33	2001-02	Worley, Tim (Georgia), RB	.....38	1993-94
Nhitaker, Danta (Miss. Valley St.), TE	.....88	1993	Worrell, Cameron (Fresno State), S	.....24	2003
Nhite, Dez (Georgia Tech), WR	.....80	2000-03	Wright, Eric (Stephen F. Austin), WR	.....83	1991-92
Nhite, Lawrence (Dana), WR	.....83	1987	Wright, Steve (Alabama), T	.....73	1971
Nhite, Roy* (Valparaiso), FB	.....8, 9, 23	1925, 1927-29	Wrightman, Tim (UCLA), TE	.....80	1985-86
Nhite, Wilford (Arizona State), HB	.....33	1951-52	Wuerffel, Danny (Florida), QB	.....17	2001
Nhitman, SJ (Tulsa), HB	.....22	1953-54	Wynne, Elmer* (Notre Dame), FB	.....17	1928
Nhitsell, Dave (Indiana), DB	.....23	1961-66	<b>Y</b>		
Nhittenton, Jesse (West Texas), HB	.....46	1958	Youmans, Maury (Syracuse), T	.....82	1960-63
Niegmann, Casey (Iowa), C/G	.....60	1997-2000	Young, Adrian (USC), LB	.....54	1973
Nightkin, Bill (Notre Dame), DE	.....53, 72, 86	1950-57	Young, Randolph* (Millikin), T	.....16	1920
Williams, Bob (Notre Dame), QB	.....9	1951-53	Youngblood, George (LSU), S	.....37	1969
Williams, Brock (Notre Dame), CB	.....22	2003	Yourist, Abe, E	.....12	1923
Williams, Brooks (N Carolina), TE	.....88	1981-82	<b>Z</b>		
Williams, Brooks (Florida), T	.....37	1947	Zanders, Emanuel (Jackson State), G	.....79	1981
Williams, Dave (Colorado), RB	.....22	1979-81	Zarnas, Gust* (Ohio State), G	.....28	1938
Williams, Fred* (Arkansas), T	.....75	1952-63	Zawatson, Dave (California), T	.....64	1989
Williams, James (Cheyney St.), T/DT	.....71	1991-2002	Zeller, Joe (Indiana), G	.....17	1938
Williams, Jeff (Rhode Island), G	.....74	1982	Zizak, Vince* (Villanova), G	.....23	1934
Williams, Oliver (Illinois), WR	.....93	1983	Zorich, Chris (Notre Dame), DT	.....97	1991-97
Williams, Perry (Purdue), RB	.....36	1974	Zorich, George* (Northwestern), G	.....14	1944-46
Williams, Roosevelt (Tuskegee), CB	.....20	2002	Zucco, Vic (Michigan State), HB	.....48	1957-60
Williams, Tyrone (Wyoming), DT	.....96	1997			
Williams, Walt (New Mexico St.), CB	.....43	1982-83			
Willis, Peter Tom (Florida St.), QB	.....10	1990-93			
Wilson, George* (Northwestern), E	.....30	1937-46			
Wilson, Nemiah (Grambling), CB	.....21	1975			
Wilson, Otis (Louisville), LB	.....55	1980-87			

## THE UNIFORM

The Chicago Bears, originally called the Decatur Staleys when founded in 1920, wore blue jerseys with tan colored vertical striping in their inaugural season. The vertical stripes were actually strips of leather sewn onto the uniform to help the ball carrier secure the ball.

In 1935 the Bears introduced an orange jersey with black arm stripes and black helmet and by 1958 were wearing the familiar navy blue with burnt orange. The Bears unique "rounded" number style on the uniforms and numbers on the sides of the sleeves of the jerseys date back to the 50's.

The Bears trademark 'C' logo appeared on helmets in 1962 and its use continues through present day although the mark has changed from white to orange and the shape has changed slightly. After 11 years, the white 'C' logo is colored orange with white trim in 1973 and still has the same look today.

The initials GSH were added to the left sleeve in 1984 in honor of the late 'Papa Bear' George S. Halas, who passed away Oct. 31, 1983. The uniform has had a very consistent look from the 1970's with the exception of blue pants with the white jersey introduced in 1984 as a "road" uniform. On Oct. 7, 2002 on a Monday Night Football game against Green Bay, the Bears wore their traditional "home" blue jerseys with the blue pants for the first time.



Images and information courtesy of Maple Leaf Productions, Ltd. For more information go to [mapleleafproductions.com](http://mapleleafproductions.com)

# History

## All-Time Assistant Coaches

Name	Seasons	Years	Name	Seasons	Years
Abramowicz, Danny	5	1992-96	Kazor, Steve	11	1982-92
Allen, George	8	1958-65	Kuhlmann, Hank	5	1978-82
Anderson, Hunk	8	1940-42; 46-50	Landry, Greg	7	1986-92
Armstrong, Keith	4	1997-2000	LaRue, Jim	12	1978-89
Austin, Bill	1	1971	Levra, John	7	1986-92
Bedford, Vance	5	1999-2003	Lindsey, Dale	3	1999-2001
Blache, Greg	5	1999-2003	Lord, Bob	1	1974
Bollman, Jim	2	1999-2000	Luckman, Sid	16	1954; 56-70
Borich, Mike	2	1999-2000	Mainord, Carlos	6	1993-98
Bratkowski, Zeke	3	1972-74	Marchibroda, Ted	1	1981
Brodsky, Joe	1	1998	Mather, Chuck	8	1958-65
Brooks, Clarence	6	1993-98	McGinnis, David	10	1986-95
Brooks, Larry	1	2003	Meyer, Ken	3	1978-80
Brumbaugh, Carl	3	1938; 40; 44	Moeller, Gary	2	2002-03
Bullough, Chuck	5	1999-2003	Mosley, Earle	5	1999-2003
Callahan, Ray	3	1975-77	Moss, Perry	4	1970-73
Carmichael, Pete	3	2001-03	Norris, Rex	4	1999-2002
Carr, Jim	3	1969; 73-74	O'Connor, Fred	3	1975-77
Cavanaugh, Matt	2	1997-98	Olson, Greg	1	2003
Cherundolo, Chuck	6	1966-68; 72-74	Peete, Willie	3	1995-97
Cody, Ed	6	1965-70	Pendry, Joe	2	1993-94
Coiner, Charlie	3	2001-03	Plumb, Ted	8	1980-85, 96-97
Connor, George	2	1956-57	Rapp, Vic	4	1989-92
Crowton, Gary	2	1999-2000	Ringo, Jim	3	1969-71
DeCorrevont, Bill	1	1949	Roland, Johnny	11	1982-92
Dent, Richard	1	2003	Ronzani, Gene	3	1947-49
Dimancheff, Babe	3	1966-68	Rossley, Tom	1	1998
Dooley, Jim	14	1963-67; 81-89	Ryan, Buddy	8	1978-85
Dovell, Whitey	3	1972-74	Schiano, Greg	3	1996-98
Driscoll, Paddy	20	1941-55; 58-62	Scovil, Doug	1	1978
Ecklund, Brad	3	1975-77	Shaughnessy, Clark	12	1951-62
Fears, Ivan	6	1993-98	Shaw, Bob	3	1969-71
Fichtner, Ross	3	1975-77	Shinnick, Don	2	1970-71
Flaherty, Pat	3	2001-03	Shoop, John	5	1999-2003
Fortunato, Joe	2	1967-68	Shula, Mike	3	1993-95
Frei, Jerry	3	1978-80	Slowik, Bob	6	1993-98
George, Bill	1	1972	Stanfel, Dick	12	1981-92
Gerhart, Doug	1	1979	Stoltz, Jerry	4	1973-76
Gibron, Abe	7	1965-71	Stydahar, Joe	2	1963-64
Gillman, Sid	1	1977	Sweatman, Mike	3	2001-03
Goldston, Ralph	1	1974	Tobin, Vince	7	1986-92
Grange, Red	8	1933-40	Turner, Clyde "Bulldog"	5	1952-56
Haley, Todd	3	2001-03	Turner, Ron	4	1993-96
Handler, Phil	17	1952-68	Walquist, Laurie	2	1933-34
Haupt, Dale	8	1978-85	Wilson, George	2	1947-48
Hilton, John	3	1975-77	Wise, Tony	6	1993-98
Hughes, Ed	7	1982-88	Wylie, Bob	5	1999-2003
Jagade, Chick	1	1956	Yaralian, Zaven	3	1990-92
Johnsos, Luke	30	1935-39; 41-42; 46-68			

## BEARS vs. SUPER BOWL WINNERS

The Bears are 8-10 against defending Super Bowl champions. However, Chicago has won 7 of its last 12 against reigning champs.

YEAR	DATE OF GAME	OPPONENT	RESULT	SCORE
1967	(Sept. 24)	@ Green Bay	L	10-13
1967	(Nov. 26)	GREEN BAY (at Wrigley Field)	L	13-17
1968	(Nov. 3)	@ Green Bay	W	13-10
1968	(Dec. 15)	GREEN BAY (at Wrigley Field)	L	27-28
1975	(Oct. 19)	@ Pittsburgh	L	3-34
1980	(Sept. 28)	@ Pittsburgh	L	3-38
1981	(Dec. 13)	@ Oakland	W	23-6
1984	(Nov. 4)	LA RAIDERS	W	17-6
1985	(Oct. 13)	@ San Francisco	W	26-10
1987	(Sept. 14)	NEW YORK GIANTS	W	34-19*
1988	(Nov. 13)	@ Washington	W	34-14
1989	(Dec. 24)	@ San Francisco	L	0-26
1991	(Sept. 15)	NEW YORK GIANTS	W	20-17
1996	(Sept. 1)	DALLAS	W	22-6*
1997	(Sept. 1)	@ Green Bay	L	24-38*
1997	(Oct. 12)	GREEN BAY	L	23-24
2001	(Sept. 9)	@ Baltimore	L	7-17
2002	(Nov. 10)	NEW ENGLAND	L	30-33

\* Monday night season-opener.



1921 — 1-0		Chi	Opp
Waukegan	W	35	0
1923 — 0-0-1		Chi	Opp
Milwaukee Badgers	T	0	0
1924 — 2-1		Chi	Opp
Cleveland Bulldogs	W	23	0
Frankford Yellow Jackets	W	13	10
Rock Island Independents	L	6	7
1928 — 1-0		Chi	Opp
Minneapolis Marines	W	12	6
1929 — 1-1		Chi	Opp
Memphis Tigers	W	39	19
Memphis Tigers	L	14	21
1930 — 1-1		Chi	Opp
Milwaukee Badgers	W	26	0
Ironton (OH) Tanks	L	13	26
1931 — 1-0		Chi	Opp
Cicero Boosters	W	43	0
1932 — 3-0-1		Chi	Opp
Cleveland Panthers	W	26	0
St. Louis Gunners	W	35	0
Portsmouth Spartans	T	6	6
Boston Redskins	W	21	0
1933 — 2-0		Chi	Opp
S 10 Cicero Boosters	W	60	0
S 16 Notre Dame All-Stars	W	14	0
1934 — 4-0-1		Chi	Opp
A 30 Chicago All-Stars	T	0	0
S 5 Indiana Harbor	W	19	6
S 9 Chicago Tigers	W	41	0
S 12 LaCrosse	W	25	0
Texas All-Stars	W	34	13
O 12 Green Bay Packers	W	10	6
N 7 Minnesota Stars	W	14	3
D 15 Philadelphia Eagles	W	28	14
D 22 Brooklyn Dodgers	W	20	6
D 23 Memphis Tigers	W	30	13
J 13 Chicago Cardinals	L	9	13
J 20 Pacific Coast Stars	W	26	7
J 27 New York Giants	W	21	0

*Italics indicates mid- or post-season exhibition games.*

1935 — 5-0		Chi	Opp
A 30 College All-Stars	W	5	0
S 8 Badger All-Stars	W	58	0
S 11 Calumet All-Stars	W	40	0
S 15 American Legion All-Stars	W	41	0
Kenosha	W	47	0

1936 — 1-1		Chi	Opp
S 7 Texas All-Stars	L	6	7
S 8 Oklahoma All-Stars	W	14	6

1937 — 3-1		Chi	Opp
S 6 Texas All-Stars	L	0	6
S 7 Oklahoma All-Stars	W	25	0
S 10 Calumet Indians	W	34	0
S 12 Des Moines Comets	W	39	0

1938 — 4-1		Chi	Opp
S 1 Eastern All-Stars	W	26	14
S 5 Southern All-Stars	W	32	18
S 23 Negro All-Stars	W	51	0
S 25 Cincinnati Bengals	L	13	17
S 27 Los Angeles Bulldogs	W	14	12

1939 — 3-0		Chi	Opp
S 5 Calumet All-Stars	W	13	0
S 9 Glen Ellyn All-Stars	W	55	6
S 27 Cincinnati Bengals	W	26	6

1940 — 6-1		Chi	Opp
A 24 Calumet Indians	W	48	6
A 30 Pittsburgh Steelers	L	9	10
S 5 Philadelphia Eagles	W	27	21
S 8 Newark Bears	W	35	7
S 12 Calumet Indians	W	52	0
S 15 St. Louis Gunners	W	59	0
National League Stars	W	28	14

1941 — 6-0		Chi	Opp
A 19 Kenosha Cardinals	W	27	6
A 28 College All-Stars	W	37	13
S 9 Brooklyn Dodgers	W	14	9
S 11 Eastern All-Stars	W	23	6
S 14 Newark Bears	W	47	12
National League Stars	W	35	24

1942 — 5-0		Chi	Opp
A 22 Camp Grant	W	32	6
A 28 College All-Stars	W	21	0
S 5 Pittsburgh Steelers	W	40	20
S 13 Washington Redskins	W	38	14
S 20 Army All-Stars	W	14	7

1943 — 3-0		Chi	Opp
New York Giants	W	42	28
Washington Redskins	W	21	14
Philadelphia-Pittsburgh	W	20	7

1944 — 3-1		Chi	Opp
A 30 College All-Stars	W	24	21
Washington Redskins	L	7	21
New York Giants	W	20	10
Washington Redskins	W	28	0

1945 — 1-2		Chi	Opp
Washington Redskins	L	7	14
Philadelphia Eagles	L	21	38
New York Giants	W	14	13

# History

## Preseason Results

### 1946 — 5-0

	Chi	Opp
S 1 New York Giants	W 19	0
S 5 Boston Yanks	W 24	17
S 13 Philadelphia Eagles	W 24	12
S 17 Akron Bears	W 38	13
S 22 Washington Redskins	W 20	14

### 1947 — 3-1

	Chi	Opp
A 22 College All-Stars	L 0	16
S 7 Boston Yanks	W 37	20
S 13 Philadelphia Eagles	W 13	10
S 17 Washington Redskins	W 28	7

### 1948 — 4-1

	Chi	Opp
A 22 Pittsburgh Steelers	W 28	14
A 28 Philadelphia Eagles	W 24	23
S 5 Boston Yanks	W 42	7
S 9 Boston Yanks	W 24	14
S 14 New York Giants	L 7	17

### 1949 — 4-1

	Chi	Opp
A 20 Pittsburgh Steelers	W 34	0
A 28 New York Bulldogs	W 14	7
S 4 Washington Redskins	W 28	17
S 10 New York Giants	W 20	17
S 17 Philadelphia Eagles	L 7	14

### 1950 — 4-2

	Chi	Opp
A 12 New York Yanks	W 34	33
A 18 New York Giants	L 7	10
A 24 Baltimore Colts	W 21	17
A 26 Pittsburgh Steelers	W 30	14
S 1 Cleveland Browns	L 23	27
S 10 Philadelphia Eagles	W 10	3

### 1951 — 3-4

	Chi	Opp
A 23 Los Angeles Rams	L 14	42
A 26 San Francisco 49ers	W 24	7
S 2 New York Giants	L 0	14
S 9 Cleveland Browns	L 21	32
S 15 Philadelphia Eagles	W 31	6
S 19 Washington Redskins	W 21	19
S 23 Pittsburgh Steelers	L 17	21

### 1952 — 4-1

	Chi	Opp
A 12 Pittsburgh Steelers	W 14	9
A 29 Cleveland Browns	L 7	14
S 6 Philadelphia Eagles	W 37	7
S 14 New York Giants	W 17	7
S 20 Pittsburgh Steelers	W 23	0

### 1953 — 2-4

	Chi	Opp
A 15 Pittsburgh Steelers	L 10	29
A 22 Philadelphia Eagles	L 10	24
A 29 Pittsburgh Steelers	W 31	28
S 3 New York Giants	L 7	14
S 11 Cleveland Browns	L 14	20
S 20 Chicago Cardinals	W 14	13

### 1954 — 3-3

	Chi	Opp
A 14 Pittsburgh Steelers	W 21	14
A 18 Chicago Cardinals	L 0	10
A 28 Philadelphia Eagles	L 21	24
S 4 Washington Redskins	W 28	24
S 12 New York Giants	W 28	24
S 18 Cleveland Browns	L 7	35

### 1955 — 3-2

	Chi	Opp
A 20 Chicago Cardinals	L 6	21
A 26 Philadelphia Eagles	L 20	27
S 3 Washington Redskins	W 45	10
S 10 New York Giants	W 7	0
S 15 Cleveland Browns	W 24	21

### 1956 — 5-1

	Chi	Opp
A 18 Chicago Cardinals	W 31	7
A 24 Philadelphia Eagles	W 28	21
S 1 Washington Redskins	W 17	3
S 8 Pittsburgh Steelers	W 21	10
S 15 New York Giants	W 20	10
S 21 Cleveland Browns	L 14	24

### 1957 — 4-1-1

	Chi	Opp
A 17 Pittsburgh Steelers	W 24	7
A 24 Baltimore Colts	T 24	24
A 30 New York Giants	L 17	24
S 8 Philadelphia Eagles	W 24	14
S 14 Pittsburgh Steelers	W 37	10
S 20 Cleveland Browns	W 29	3

### 1958 — 6-0

	Chi	Opp
A 17 Chicago Cardinals	W 24	7
A 24 Philadelphia Eagles	W 3	0
A 30 Pittsburgh Steelers	W 17	10
S 5 Detroit Lions	W 24	17
S 12 Cleveland Browns	W 42	31
S 21 Washington Redskins	W 27	24

### 1959 — 5-1

	Chi	Opp
A 15 Green Bay Packers	W 19	16
A 22 Philadelphia Eagles	W 24	21
A 29 Pittsburgh Steelers	W 54	17
S 5 Washington Redskins	W 52	14
S 11 New York Giants	W 18	6
S 19 Cleveland Browns	L 31	33

### 1960 — 3-2

	Chi	Opp
A 15 New York Giants	W 16	17
A 27 Green Bay Packers	L 7	35
S 3 Washington Redskins	W 17	0
S 10 Cleveland Browns	L 10	16
S 16 Pittsburgh Steelers	W 21	10

### 1961 — 4-2

	Chi	Opp
A 5 Montreal Alouettes	W 34	16
A 12 Philadelphia Eagles	L 10	38
A 19 Washington Redskins	W 29	13
A 26 Green Bay Packers	L 14	24
S 2 Minnesota Vikings	W 30	7
S 8 Pittsburgh Steelers	W 24	21

# History

## Preseason Results

**GSH**
**1962 — 0-5**

	Chi	Opp
A 11 Pittsburgh Steelers	L 14	19
A 18 Philadelphia Eagles	L 14	28
A 25 Green Bay Packers	L 21	35
S 1 Washington Redskins	L 28	29
S 7 Cleveland Browns	L 24	28

**1963 — 3-2**

	Chi	Opp
A 10 New York Giants	W 17	7
A 15 Washington Redskins	W 28	26
A 24 Green Bay Packers	L 7	26
A 31 St. Louis Cardinals	L 14	17
S 7 Baltimore Colts	W 14	7

**1964 — 3-2**

	Chi	Opp
A 7 College All-Stars	W 28	17
A 14 Washington Redskins	W 14	13
A 22 Green Bay Packers	L 7	21
A 28 St. Louis Cardinals	L 3	7
S 7 Dallas Cowboys	W 21	6

**1965 — 2-3**

	Chi	Opp
A 12 Washington Redskins	W 31	30
A 21 Green Bay Packers	L 14	31
A 28 Los Angeles Rams	W 28	14
S 3 St. Louis Cardinals	L 3	25
S 11 Dallas Cowboys	L 21	34

**1966 — 3-1**

	Chi	Opp
A 6 Philadelphia Eagles	L 21	40
A 12 Green Bay Packers	W 13	10
A 20 Washington Redskins	W 21	10
S 2 St. Louis Cardinals	W 22	20

**1967 — 2-3**

	Chi	Opp
A 9 Washington Redskins	L 14	37
A 18 Green Bay Packers	L 0	18
A 23 Kansas City Chiefs	L 24	66
S 1 St. Louis Cardinals	W 42	14
S 9 Philadelphia Eagles	W 14	0

**1968 — 4-1**

	Chi	Opp
A 3 Dallas Cowboys	W 30	24
A 10 Baltimore Colts	L 0	10
A 19 Green Bay Packers	W 10	7
A 24 Washington Redskins	W 45	13
S 6 St. Louis Cardinals	W 19	17

**1969 — 3-3**

	Chi	Opp
A 2 Washington Redskins	L 7	13
A 9 Miami Dolphins	W 16	10
A 16 Green Bay Packers	W 19	9
A 22 Houston Oilers	L 17	19
A 30 Buffalo Bills	W 23	16
S 12 St. Louis Cardinals	L 31	37

**1970 — 1-4-1**

	Chi	Opp
A 8 Houston Oilers	W 23	13
A 15 Green Bay Packers	T 6	6
A 24 San Diego Chargers	L 9	14
A 29 St. Louis Cardinals	L 3	24
S 5 Denver Broncos	L 17	30
S 11 Minnesota Vikings	L 30	31

**1971 — 3-3**

	Chi	Opp
A 7 Green Bay Packers	W 2	0
A 14 Baltimore Colts	L 13	21
A 21 Minnesota Vikings	L 14	34
A 28 Cleveland Browns	W 20	19
S 4 Houston Oilers	L 17	37
S 12 Denver Broncos	W 33	17

**1972 — 1-4-1**

	Chi	Opp
A 5 Kansas City Chiefs	L 10	24
A 10 Houston Oilers	W 20	17
A 20 New England Patriots	L 17	27
A 27 Green Bay Packers	L 7	10
S 3 Buffalo Bills	T 24	24
S 9 St. Louis Cardinals	L 14	33

**1973 — 3-1-2**

	Chi	Opp
A 4 Green Bay Packers	T 13	13
A 11 Houston Oilers	W 34	7
A 18 Miami Dolphins	T 9	9
A 26 Buffalo Bills	W 13	10
S 1 St. Louis Cardinals	W 31	20
S 9 Washington Redskins	L 3	7

**1974 — 1-5**

	Chi	Opp
A 3 St. Louis Cardinals	L 7	10
A 12 Pittsburgh Steelers	L 21	50
A 17 Green Bay Packers	L 10	20
A 26 Baltimore Colts	W 20	16
A 31 Houston Oilers	L 20	37
S 9 Miami Dolphins	L 7	30

**1975 — 2-4**

	Chi	Opp
A 9 San Diego Chargers	W 22	0
A 16 Green Bay Packers	L 9	13
A 23 St. Louis Cardinals	W 14	13
A 30 Denver Broncos	L 0	13
S 6 Miami Dolphins	L 10	21
S 13 Houston Oilers	L 13	24

**1976 — 5-1**

	Chi	Opp
J 31 Denver Broncos	W 15	14
A 7 Seattle Seahawks	W 27	16
A 14 Baltimore Colts	W 25	14
A 21 St. Louis Cardinals	L 14	20
A 28 Tampa Bay Buccaneers	W 10	7
S 3 Washington Redskins	W 9	7

# History

## Preseason Results

### 1977 — 3-4

	Chi	Opp
J 30 New York Jets	W 20	6
A 6 New Orleans Saints	L 14	20
A 13 Oakland Raiders	W 20	13
A 20 Houston Oilers	W 14	10
A 25 Cleveland Browns	L 7	14
S 2 St. Louis Cardinals	L 14	23
S 10 Cincinnati Bengals	L 6	24

### 1978 — 0-4

	Chi	Opp
A 5 Oakland Raiders (S)	L 13	14
A 12 St. Louis Cardinals (S)	L 14	26
A 19 Cincinnati Bengals (CI)	L 3	27
A 24 Seattle Seahawks (SE)	L 7	16

### 1979 — 3-1

	Chi	Opp
A 4 New York Jets (S)	W 27	14
A 11 New Orleans Saints (NO)	W 13	6
A 18 Cincinnati Bengals (S)	W 17	13
A 25 St. Louis Cardinals (SL)	L 7	10

### 1980 — 1-3

	Chi	Opp
A 10 New York Jets (NJ)	W 21	9
A 16 Cincinnati Bengals (CI)	L 3	21
A 23 Cleveland Browns (S)	L 31	33
A 30 St. Louis Cardinals (S)	L 13	21

### 1981 — 2-2

	Chi	Opp
A 8 New York Giants (S)	L 7	23
A 15 Kansas City Chiefs (KC)	L 0	13
A 22 Cincinnati Bengals (S)	W 24	21
A 29 St. Louis Cardinals (SL)	W 31	27

### 1982 — 1-3

	Chi	Opp
A 16 San Diego Chargers (SD)	L 27	28
A 21 Buffalo Bills (BF)	W 21	14
A 28 St. Louis Cardinals (S)	L 3	10
S 4 Baltimore Colts (S)	L 17	26

### 1983 — 3-1

	Chi	Opp
A 6 Buffalo Bills (S)	W 27	17
A 13 St. Louis Cardinals (SL)	L 24	27
A 20 Los Angeles Raiders (LA)	W 27	21
A 27 Kansas City Chiefs (S)	W 20	17

### 1984 — 1-3

	Chi	Opp
A 4 St. Louis Cardinals (S)	L 10	19
A 11 Green Bay Packers (ML)	L 10	17
A 18 Cincinnati Bengals (S)	L 17	25
A 26 Buffalo Bills (I)	W 38	7

### 1985 — 1-3

	Chi	Opp
A 9 St. Louis Cardinals (SL)	L 3	10
A 17 Indianapolis Colts (S)	L 13	24
A 26 *Dallas Cowboys (DA)	L 13	15
A 31 Buffalo Bills (S)	W 45	14

### 1986 — 4-1

	Chi	Opp
A 3 **Dallas Cowboys (LN)	W 17	6
A 9 Pittsburgh Steelers (TR)	W 33	13
A 16 Indianapolis Colts (S)	W 38	21
A 23 St. Louis Cardinals (S)	L 7	14
A 30 Buffalo Bills (ND)	W 31	17

### 1987 — 3-1

	Chi	Opp
A 16 Miami Dolphins (JR)	W 10	3
A 22 Pittsburgh Steelers (S)	W 50	14
A 31 *St. Louis Cardinals (S)	L 16	20
S 5 Los Angeles Raiders (LA)	W 20	17

### 1988 — 1-3

	Chi	Opp
A 6 Miami Dolphins (S)	W 20	17
A 14 **Minnesota Vikings (SW)	L 21	28
A 22 *Dallas Cowboys (DA)	L 9	17
A 26 Los Angeles Raiders (S)	L 22	37

### 1989 — 2-2

	Chi	Opp
A 14 *Miami Dolphins (JR)	W 28	20
A 19 San Diego Chargers (S)	L 7	24
A 27 Kansas City Chiefs (S)	L 17	22
S 2 Los Angeles Raiders (LA)	W 41	38

### 1990 — 4-1

	Chi	Opp
A 4 Cleveland Browns (CN)	W 13	0
A 11 Miami Dolphins (S)	W 10	6
A 18 Phoenix Cardinals (TM)	W 17	9
A 24 Los Angeles Raiders (S)	L 3	20
A 30 Buffalo Bills (SC)	W 35	7

### 1991 — 2-3

	Chi	Opp
J 26 Miami Dolphins (JR)	W 6	0
A 3 **San Francisco 49ers (G)	L 7	21
A 11 Phoenix Cardinals (S)	L 10	12
A 17 Los Angeles Raiders (LA)	L 10	13
A 24 Buffalo Bills (S)	W 30	13

### 1992 — 1-3

	Chi	Opp
A 10 *New Orleans Saints (S)	L 31	34
A 15 Phoenix Cardinals (TM)	L 17	20
A 23 Pittsburgh Steelers (S)	L 17	28
A 28 Dallas Cowboys (TX)	W 20	13

### 1993 — 1-3

	Chi	Opp
A 8 Philadelphia Eagles (V)	L 9	13
A 14 Phoenix Cardinals (S)	L 10	11
A 23 *New Orleans Saints (NO)	L 14	20
A 27 Dallas Cowboys (S)	W 23	21

### 1994 — 4-0

	Chi	Opp
A 5 Philadelphia Eagles (S)	W 12	6
A 13 Arizona Cardinals (TM)	W 16	0
A 22 *Kansas City Chiefs (KC)	W 21	18
A 27 New York Giants (S)	W 27	21

### 1995 — 1-3

	Chi	Opp
A 4 Carolina Panthers (S)	W 18	15
A 14 *Cleveland Browns (CL)	L 13	55
A 20 Arizona Cardinals (S)	L 16	17
A 24 Indianapolis Colts (I)	L 7	29

1996 — 1-3				Chi	Opp
A 3	Carolina Panthers	(C)	L	12	30
A 11	Miami Dolphins	(S)	W	24	21
A 17	New Orleans Saints	(NO)	L	21	31
A 22	# Kansas City Chiefs	(S)	L	10	14

1997 — 2-3				Chi	Opp
27	**Pittsburgh Steelers @ Dublin		L	17	30
A 2	Buffalo Bills	(BF)	W	20	17 ot
A 10	Miami Dolphins	(JR)	L	14	21
A 17	Arizona Cardinals	(S)	W	22	10
A 22	New Orleans Saints	(S)	L	7	13

1998 — 0-4				Chi	Opp
A 8	Baltimore Ravens	(BA)	L	14	19
A 14	Arizona Cardinals	(TM)	L	24	27
A 21	Buffalo Bills	(S)	L	9	17
A 28	New York Jets	(S)	L	7	24

1999 — 2-2				Chi	Opp
A 7	Indianapolis Colts	(S)	W	9	6
A 13	Pittsburgh Steelers	(TR)	L	23	30
A 21	St. Louis Rams	(S)	W	38	24
A 28	Cleveland Browns	(CB)	L	24	35

2000 — 2-2				Chi	Opp
A 5	New York Giants	(NJ)	W	20	8
A 12	Cleveland Browns	(S)	W	19	6
A 19	Cincinnati Bengals	(CI)	L	20	24
A 26	Tennessee Titans	(S)	L	28	34

2001 — 1-3				Chi	Opp
A 4	Cincinnati Bengals	(S)	W	16	13 ot
A 11	Tennessee Titans	(AD)	L	24	27
A 18	Kansas City Chiefs	(KC)	L	9	10
A 25	Arizona Cardinals	(S)	L	20	24

2002 — 1-3				Chi	Opp
A 10	Denver Broncos	(IL)	L	3	27
A 16	St. Louis Rams	(AC)	W	19	17
A 23	Jacksonville Jaguars	(IL)	L	16	24
A 29	Miami Dolphins	(PP)	L	22	24

2003 — 1-3				Chi	Opp
A 9	Indianapolis Colts	(IL)	W	20	18
A 16	Denver Broncos	(IL)	L	10	15
A 23	Arizona Cardinals	(TM)	L	17	27
A 29	New England Patriots	(CG)	L	23	38

2004 —				Chi	Opp
A 12	St. Louis Rams	(EJ)			
A 21	San Francisco 49ers	(S)			
A 27	New Orleans Saints	(S)			
S 3	Cleveland Browns	(CB)			

All-time Preseason Record: 209-146-8 (.587)

\* Indicates Monday Night Football  
 \*\* American Bowl game (overseas)  
 # Game terminated in 3rd quarter due to lightning.  
 † See page 338 for stadium codes.

## INTERNATIONAL GAMES

The Bears were participants in the NFL's first overseas game when they met the Cowboys in London in 1986. Since that contest, the American Bowl has expanded to many international sites including Tokyo, Barcelona, Montreal, Sydney and Mexico City. Seven summers ago, the Bears' fourth trip abroad took them to Dublin, Ireland's Croke Park on July 27, 1997, to face the Pittsburgh Steelers.

Aug. 3, 1986	Bears 17	Cowboys 3	Wembley Stadium	London, ENGLAND
Aug. 14, 1988	Bears 21	Vikings 28	Ullevi Stadium	Gothenburg, SWEDEN
Aug. 3, 1991	Bears 7	49ers 21	Olympic Stadium	Berlin, GERMANY
July 27, 1997	Bears 17	Steelers 30	Croke Park	Dublin, IRELAND

## NFL EUROPE LEAGUE

The Bears allocated seven players to squads in the NFL Europe League for the spring '04 campaign. Chicago's overseas assignees include P Brooks Barnard (Berlin Thunder), WR Aaron Boone (Berlin Thunder), WR Andre Forde (Amsterdam Admirals), DT Israel Idonije (Berlin Thunder), LB Marcus Reese (Cologne Centurions), LB Jerry Schumacher (Amsterdam Admirals) and DE Cliff Washburn (Amsterdam Admirals). NFL teams receive roster exemptions by allocating players to the NFL-run league, and the Bears are therefore allowed to take more than the normal 80 players to training camp in the summer of 2004.

Bears backup QB Jonathan Quinn led the Berlin Thunder to the 2001 World Bowl title, guiding the Thunder to a 24-17 victory of the Barcelona Dragons. Quinn earned MVP honors in the World Bowl, completing 25 of 39 passes for 308 yards with three touchdowns and two interceptions. In the spring of 1998, former Bears wide receiver Marcus Robinson was honored as NFL Europe's Offensive MVP after leading the league in receiving with 811 yards on 39 receptions. His efforts helped the Rhein Fire capture the World Bowl Championship.

# History

## Bears Postseason Results

Date	Game	Winner	Loser	Chi-Opp	Site
12-17-33	NFL Championship	BEARS	NY Giants	23-21	Wrigley Field
12-9-34	NFL Championship	NY Giants	BEARS	13-30	Polo Grounds
12-12-37	NFL Championship	Washington	BEARS	21-28	Wrigley Field
12-8-40	NFL Championship	BEARS	Washington	73- 0	Griffith Stadium
12-14-41	Conf. Championship	BEARS	Green Bay	33-14	Wrigley Field
12-21-41	NFL Championship	BEARS	NY Giants	37- 9	Wrigley Field
12-13-42	NFL Championship	Washington	BEARS	6-14	Griffith Stadium
12-26-43	NFL Championship	BEARS	Washington	41-21	Wrigley Field
12-15-46	NFL Championship	BEARS	NY Giants	24-14	Polo Grounds
12-17-50	Conf. Championship	LA Rams	BEARS	14-24	LA Coliseum
12-30-56	NFL Championship	NY Giants	BEARS	7-47	Yankee Stadium
12-29-63	NFL Championship	BEARS	NY Giants	14-10	Wrigley Field
12-26-77	NFL Divisional	Dallas	BEARS	7-37	Texas Stadium
12-23-79	NFC Wild Card	Philadelphia	BEARS	17-27	Veterans Stadium
12-30-84	NFC Divisional	BEARS	Washington	23-19	RFK Memorial
1-6-85	NFC Championship	San Francisco	BEARS	0-23	Candlestick Park
1-5-86	NFC Divisional	BEARS	NY Giants	21- 0	Soldier Field
1-12-86	Conf. Championship	BEARS	LA Rams	24- 0	Soldier Field
1-26-86	Super Bowl XX	BEARS	New England	46-10	Louisiana Superdome
1-3-87	NFC Divisional	Washington	BEARS	13-27	Soldier Field
1-10-88	NFC Divisional	Washington	BEARS	17-21	Soldier Field
12-31-88	NFC Divisional	BEARS	Philadelphia	20-12	Soldier Field
1-8-89	Conf. Championship	San Francisco	BEARS	3-28	Soldier Field
1-6-91	First Round	BEARS	New Orleans	16- 6	Soldier Field
1-13-91	NFC Divisional	NY Giants	BEARS	3-31	Giants Stadium
12-29-91	First Round	Dallas	BEARS	13-17	Soldier Field
1-1-95	First Round	BEARS	Minnesota	35-18	HHH Metrodome
1-7-95	NFC Divisional	San Francisco	BEARS	15-44	Candlestick Park
1-19-02	NFC Divisional	Philadelphia	BEARS	19-33	Soldier Field

Bears vs.:	Green Bay	1-0 (1.000)
	Minnesota	1-0 (1.000)
	New England	1-0 (1.000)
	New Orleans	1-0 (1.000)
	NY Giants	5-3 (.625)
	LA Rams	1-1 (.500)
	Philadelphia	1-2 (.333)
	Washington	3-4 (.429)
	Dallas	0-2 (.000)
	San Francisco	0-3 (.000)

**Playoff record:** 14-15 (.483)

**Record at home:** 10-6 (.625)

**NFL Championship game record:** 7-4 (.667)

**NFC Central Division Championships:**

1977\*, 1979\*, 1984, 1985, 1986, 1987,  
1988, 1990, 2001

(\* tied for division title and lost tiebreaker)

## MOST-WATCHED TV PROGRAMS...EVER

Program	Date	Avg. Aud.	Rating
1. M*A*S*H Special CBS	2-28-83	50,150,000	60.2
2. Dallas CBS	11-21-80	41,470,000	53.3
3. Roots Pts. VIII ABC	1-30-77	36,380,000	51.1
4. Super Bowl XVI (San Francisco vs. Cincinnati) CBS	1-24-82	40,020,000	49.1
5. Super Bowl XVII (Washington vs. Miami) NBC	1-30-83	40,480,000	48.6
6. Winter Olympics-Wed- CBS	2-23-94	45,690,000	48.5
7. Super Bowl XX (Chicago vs. New England) NBC	1-26-86	41,490,000	48.3

• A rating is the percentage of houses with televisions which are watching the program. The 48.3 for Super Bowl XX is the seventh-highest in TV history (fourth among sporting events: SBXVI, SBXVII, and the '94 winter Olympic figure skating).

• The Bears' Super Bowl drew a 70 share, which means that 70% of all people watching TV were watching that game. The closest any program has come to a 70 since Super Bowl XX was in January, 1996 when Super Bowl XXX recorded a 68 share.

# History

## Bears Playoff Game Summaries

**GSH**

Wrigley Field

December 29, 1963

### 1963 NFL Championship Chicago Bears 14, New York Giants 10

Weather: 11 degrees; wind W 11 mph

Attendance: 45,801

	1	2	3	4	Final		
Chicago Bears	7	0	7	0	14		
N.Y. Giants	7	3	0	0	10		
Team	Q	Play			NYG	CHI	
NYG	1	Gifford 14-yard pass from Tittle (Chandler kick)			7	0	
CHI	1	Wade 2-yard run (Jencks kick)			7	7	
NYG	2	Chandler 13-yard field goal			10	7	
CHI	3	Wade 1-yard run (Jencks kick)			10	14	

#### FINAL INDIVIDUAL STATISTICS

Chicago Bears						New York Giants							
RUSHING	NO	YDS	AVG	LG	TD	RUSHING	NO	YDS	AVG	LG	TD		
Bull	13	42	3.2	12	0	Morrison	18	61	3.4	20	0		
Wade	8	34	4.3	12	2	King	9	39	4.3	10	0		
Galimore	7	12	1.7	7	0	McElhenny	7	19	2.7	8	0		
Marconi	3	5	1.7	3	0	Webster	3	7	2.3	6	0		
						Tittle	1	2	2.0	2	0		
RECEIVING	NO	YDS	AVG	LG	TD	RECEIVING	NO	YDS	AVG	LG	TD		
Marconi	3	64	21.3	34	0	Gifford	3	45	15.0	16	1		
Ditka	3	38	12.7	15	0	Morrison	3	18	6.0	11	0		
Morris	2	19	9.5	11	0	Thomas	2	46	23.0	36	0		
Coia	1	22	22.0	22	0	McElhenny	2	20	10.0	12	0		
Bull	1	-5	-5.0	-5	0	Webster	1	18	18.0	18	0		
INTERCEPTIONS	NO	YDS	AVG	LG	TD	INTERCEPTIONS	NO	YDS	AVG	LG	TD		
L. Morris	1	61	61.0	61	0	None							
O'Bradovich	1	10	10.0	10	0								
McRae	1	0	0.0	0	0								
Petitbon	1	0	0.0	0	0								
Whitsell	1	0	0.0	0	0								
PUNTING	NO	YDS	AVG	LG	IN20	TB	PUNTING	NO	YDS	AVG	LG	IN20	TB
Green	7	286	40.9	48	3	0	Chandler	4	173	43.3	52	2	0
PUNT RETURNS	NO	YDS	AVG	LG	TD	PUNT RETURNS	NO	YDS	AVG	LG	TD		
J. Morris	2	5	2.5	3	0	McElhenny	2	19	9.5	10	0		
Taylor	1	0	0.0	0	0	Dove	1	2	2.0	2	0		
KICKOFF RET.	NO	YDS	AVG	LG	TD	KICKOFF RET.	NO	YDS	AVG	LG	TD		
Martin	1	11	11.0	11	0	Dove	2	50	25.0	26	0		
Bull	2	24	12.0	14	0	McElhenny	1	47	47.0	47	0		
PASSING (CHI)	ATT	COMP	YDS	PCT	TD	INT	LG	SK/YDS					
Wade	28	10	138	35.7	0	0	34	1/9					
PASSING (NYG)	ATT	COMP	YDS	PCT	TD	INT	LG	SK/YDS					
Tittle	29	11	147	37.9	1	5	36	1/7					
Griffing	1	0	0	0.0	0	0	0	0/0					

TEAM STATISTICS	CHI	NYG
<b>Total First Downs</b>	14	17
By Rushing	6	7
By Passing	7	9
By Penalty	1	0
Third Down: Md/Att.	5/15	7/14
Third Down: Eff.	33%	50%
<b>Total Net Yards</b>	222	268
Total Offensive Plays	60	69
Average Per Play	3.7	3.9
<b>Net Yards Rushing</b>	93	128
Total Rushing Plays	31	38
Avg. Per Rush	3.0	3.4
<b>Net Yards Passing</b>	129	140
Sacked/Yards Lost	1/9	1/7
Gross Yards Passing	138	147
Att.-Comp.-Int.	28-10-0	30-11-5
Completion Pct.	35.7	36.7
<b>Punts/Average</b>	7/40.9	4/43.3
<b>Penalties/Yards</b>	4/30	4/30
<b>Fumbles/Lost</b>	2/2	2/1
<b>Field Goals</b>	28, 34	13, 37

— Denotes Converted Field Goal

#### Chicago Bears Starting Lineups

LE J. Farrington	LE E. O'Bradovich
LT H. Lee	LT S. Jones
LG T. Karras	RT F. Williams
C M. Pyle	RE D. Atkins
RG R. Davis	LLB J. Fortunato
RT B. Wetoska	MLB B. George
RE M. Ditka	RLB L. Morris
QB B. Wade	LHB B. McRae
FL J. Morris	RHB D. Whitsell
HB W. Galimore	LS R. Petitbon
FB J. Marconi	RS R. Taylor

#### New York Giants Starting Lineups

LE D. Shofner	LE J. Katcavage
LT R. Brown	LT D. Modzelewski
LG D. Dess	RT J. LoVetere
C G. Larson	RE A. Robustelli
RG B. Bolin	LLB J. Hillebrand
RT J. Stroud	MLB S. Huff
RE J. Walton	RLB T. Scott
QB Y.A. Tittle	LHB E. Barnes
FL F. Gifford	RHB D. Lynch
HB P. King	LS D. Pesonen
FB J. Morrison	RS J. Patton

History

# History

## Bears Playoff Game Summaries

Texas Stadium

December 26, 1977

### 1977 NFC Divisional

### Dallas Cowboys 37, Chicago Bears 7

Weather: 46 degrees; wind S 12 mph

Attendance: 64,758

	1	2	3	4	Final
Chicago Bears	0	0	0	7	7
Dallas Cowboys	7	10	17	3	37

Team	Q	Play	DAL	CHI
DAL	1	Dennison 2-yard run (Herrera kick)	0	7
DAL	2	DuPree 28-yard pass from Staubach (Herrera kick)	0	14
DAL	2	Herrera 21-yard field goal	0	17
DAL	3	Dorsett 23-yard run (Herrera kick)	0	24
DAL	3	Herrera 31-yard field goal	0	27
DAL	3	Dorsett 7-yard run (Herrera kick)	0	34
DAL	4	Herrera 27-yard field goal (Herrera kick)	0	37
CHI	4	Schubert 34-yard pass from Avellini (Thomas kick)	7	37

TEAM STATISTICS		CHI	DAL
<b>Total First Downs</b>		15	21
By Rushing		4	11
By Passing		9	10
By Penalty		2	0
Third Down: Md/Att.	2/10	3/10	3/10
Third Down: Eff.	20%	33%	30%
<b>Total Net Yards</b>		224	361
Total Offensive Plays		55	64
Average Per Play		4.0	5.6
<b>Net Yards Rushing</b>		81	233
Total Rushing Plays		27	41
Avg. Per Rush		3.0	4.8
<b>Net Yards Passing</b>		143	132
Sacked/Yards Lost	3/34	2/27	2/27
Gross Yards Passing		177	134
Att.-Comp.-Int.	25-15-4	14-8-1	14-8-1
Completion Pct.		60.0	57.1
<b>Punts/Average</b>		6/43.4	3/37.0
<b>Penalties/Yards</b>		4/43	3/25
<b>Fumbles/Lost</b>		3/3	2/3
<b>Field Goals</b>		2	1

#### FINAL INDIVIDUAL STATISTICS

##### Chicago Bears

RUSHING	NO	YDS	AVG	LG	TD
Payton	19	60	3.1	11	0
Harper	5	11	2.2	6	0
Earl	2	6	3.0	3	0
Avellini	1	4	4.0	4	0

RECEIVING	NO	YDS	AVG	LG	TD
Shubert	5	69	13.8	34	1
Payton	3	33	11.0	20	0
Scott	3	29	9.7	15	0
Latta	2	25	12.5	16	0
Earl	1	15	15.0	15	0
Harper	1	6	6.0	6	0

INTERCEPTIONS	NO	YDS	AVG	LG	TD
Livers	1	8	8.0	8	0

PUNTING	NO	YDS	AVG	LG	IN20	TB
Parsons	6	255	43.4	52	0	1

PUNT RETURNS	NO	YDS	AVG	LG	TD
Shubert	1	7	7.0	7	0

KICKOFF RET.	NO	YDS	AVG	LG	TD
Walterscheid	4	98	24.5	40	0
Payton	3	57	19.0	27	0
Musso	1	7	7.0	7	0

PASSING (CHI)	ATT	COMP	YDS	PCT	TD	INT	LG	SK/YDS
Avellini	25	15	177	60.0	1	4	34	3/34

PASSING (DAL)	ATT	COMP	YDS	PCT	TD	INT	LG	SK/YDS
Staubach	13	8	134	61.5	1	1	32	2/2
D. White	1	0	0	0.0	0	0	0	0/0

##### Dallas Cowboys

RUSHING	NO	YDS	AVG	LG	TD
Dorsett	17	85	5.0	22	2
Newhouse	16	80	5.0	19	0
Dennison	8	40	5.0	11	1
Staubach	4	25	6.2	11	0
Brinson	3	3	1.0	3	0

RECEIVING	NO	YDS	AVG	LG	TD
D. Pearson	2	38	19.0	31	0
Dorsett	2	37	18.5	32	0
Dupree	1	28	28.0	28	1
Newhouse	1	13	13.0	13	0
Richards	1	12	12.0	12	0
Brinson	1	6	6.0	6	0

INTERCEPTIONS	NO	YDS	AVG	LG	TD
Watters	3	53	17.7	25	0
Lewis	1	23	23.0	23	0

PUNTING	NO	YDS	AVG	LG	IN20	TB
D. White	3	111	37.0	41	1	0

PUNT RETURNS	NO	YDS	AVG	LG	TD
Johnson	3	26	8.7	13	0
Hill	1	12	12.0	12	0

KICKOFF RET.	NO	YDS	AVG	LG	TD
Brinson	1	28	28.0	28	0
Johnson	1	16	16.0	16	0

— Denotes Converted Field Goal

##### Chicago Bears Starting Lineups

WR B. Rather	LE M. Hartenstine
LT T. Albrecht	LT J. Osborne
LG N. Jackson	RT R. Rydalm
C D. Peiffer	RE B. Newsome
RG R. Sorey	LLB D. Buffone
RT D. Lick	MLB T. Hicks
TE G. Latta	RLB W. Bryant
WR J. Scott	LCB A. Ellis
QB B. Avellini	RCB V. Livers
RB R. Harper	SS G. Fencik
RB W. Payton	FS D. Plank

##### Dallas Cowboys Starting Lineups

WR G. Richards	LE E. Jones
LT R. Neely	LT J. Pugh
LG H. Scott	RT R. White
C J. Fitzgerald	RE H. Martin
RG T. Rafferty	LLB T. Henderson
RT P. Donovan	MLB B. Bruning
TE B. DuPree	RLB D.D. Lewis
WR D. Pearson	LCB B. Baines
QB R. Staubach	RCB A. Kyle
RB T. Dorsett	SS C. Waters
RB R. Newhouse	FS C. Harris





RFK Memorial

December 30, 1984

### 1984 NFC Divisional Chicago Bears 23, Washington Redskins 19

Weather: 57 degrees; wind N 12 mph

Attendance: 55,431

	1	2	3	4	Final
Chicago Bears	0	10	13	0	23
Washington Redskins	3	0	14	2	19

Team	Q	Play	CHI	WAS
WAS	1	Moseley 25-yard field goal	0	3
CHI	2	Thomas 34-yard field goal	3	3
CHI	2	Dunsmore 19-yard pass from Payton (Thomas kick)	10	3
CHI	3	Gault 75-yard pass from Fuller (kick failed)	16	3
WAS	3	Riggins 1-yard run (Moseley kick)	16	10
CHI	3	McKinnon 16-yard pass from Fuller (Thomas kick)	23	10
WAS	3	Riggins 1-yard run (Moseley kick)	23	17
WAS	4	Finzer takes safety	23	19

## FINAL INDIVIDUAL STATISTICS

## Chicago Bears

RUSHING	NO	YDS	AVG	LG	TD
Payton	24	104	4.3	12	0
Suhey	7	7	1.0	6	0
Fuller	2	5	2.5	5	0
C. Thomas	1	5	5.0	5	0
Finzer	1	-7	-7.0	-7	0

RECEIVING	NO	YDS	AVG	LG	TD
McKinnon	4	72	18.0	36	1
Gault	1	75	75.0	75	1
Suhey	1	33	33.0	33	0
Dunsmore	1	19	19.0	19	0
C. Thomas	1	13	13.0	13	0
Payton	1	12	12.0	12	0
Moorehead	1	6	6.0	6	0

INTERCEPTIONS	NO	YDS	AVG	LG	TD
Richardson	1	0	0.0	0	0

PUNTING	NO	YDS	AVG	LG	IN20	TB
Finzer	5	197	39.4	45	3	0

PUNT RETURNS	NO	YDS	AVG	LG	TD
Fisher	2	17	8.5	11	0

KICKOFF RET.	NO	YDS	AVG	LG	TD
Gault	3	74	24.6	29	0

PASSING (CHI)	ATT	COMP	YDS	PCT	TD	INT	LG	SK/YDS
Fuller	15	9	211	60.0	2	0	75	5/34
Payton	2	1	19	50.0	1	0	19	0/0

PASSING (WAS)	ATT	COMP	YDS	PCT	TD	INT	LG	SK/YDS
Theismann	42	22	292	52.4	0	1	35	7/49

## Washington Redskins

RUSHING	NO	YDS	AVG	LG	TD
Riggins	21	50	2.4	8	2
Theismann	5	38	7.6	13	0
Washington	1	5	5.0	5	0

RECEIVING	NO	YDS	AVG	LG	TD
Monk	10	122	12.2	35	0
Muhammad	5	62	12.4	23	0
Didier	4	85	21.3	29	0
Washington	2	12	6.0	8	0
Warren	1	11	11.0	11	0

INTERCEPTIONS	NO	YDS	AVG	LG	TD
None					

PUNTING	NO	YDS	AVG	LG	IN20	TB
Hayes	5	184	36.8	45	3	0

PUNT RETURNS	NO	YDS	AVG	LG	TD
Nelms	3	29	9.7	20	0

KICKOFF RET.	NO	YDS	AVG	LG	TD
Nelms	4	77	19.3	27	0
Kane	1	10	10.0	10	0
Griffin	1	0	0.0	0	0
Coleman	0	25	25.0	25	0

TEAM STATISTICS	CHI	WAS
Total First Downs	13	21
By Rushing	5	11
By Passing	7	10
By Penalty	1	0
Third Down: Md/Att.	3/13	6/11
Third Down: Eff.	23%	38%
Total Net Yards	310	333
Total Offensive Plays	57	71
Average Per Play	5.4	4.7
Net Yards Rushing	114	99
Total Rushing Plays	35	27
Avg. Per Rush	3.3	3.7
Net Yards Passing	196	244
Sacked/Yards Lost	5/34	7/41
Gross Yards Passing	230	299
Att.-Comp.-Int.	17-10-0	42-22-2
Completion Pct.	58.8	52.4
Punts/Average	5/39.4	5/36.8
Penalties/Yards	6/34	7/55
Fumbles/Lost	2/1	3/2
Field Goals	3	25

— Denotes Converted Field Goal

## Chicago Bears Starting Lineups

WR	W. Gault	LE	M. Hartenstine
LT	J. Covert	LT	S. McMichael
LG	M. Bortz	RT	D. Hampton
C	J. Hilgenberg	RE	R. Dent
RG	K. Becker	LLB	O. Wilson
RT	K. Van Horn	MLB	M. Singletary
TE	E. Moorehead	RLB	A. Harris
WR	D. McKinnon	LCB	M. Richardson
QB	S. Fuller	RCB	T. Schmidt
FB	M. Suhey	SS	T. Bell
RB	W. Payton	FS	G. Fencik

## Washington Redskins Starting Lineups

WR	C. Muhammad	LE	C. Mann
TE	C. Didier	LT	D. Butz
LT	J. Jacoby	RT	D. Grant
LG	R. Grimm	RE	D. Manley
C	R. Donnalley	LLB	M. Kaufman
RG	K. Huff	MLB	N. Olkewicz
RT	M. May	RLB	R. Milot
TE	D. Warren	LCB	D. Green
WR	A. Monk	RCB	V. Dean
QB	J. Theismann	SS	K. Coffey
RB	J. Riggins	FS	C. Jordan

# History

## Bears Playoff Game Summaries

**GSH**

Candlestick Park

January 6, 1985

### 1984 NFC Championship San Francisco 49ers 23, Chicago Bears 0

Weather: 52 degrees; wind light

Attendance: 61,040

	1	2	3	4	Final
Chicago Bears	0	0	0	0	0
San Francisco 49ers	3	3	7	10	23

Team	Q	Play	CHI	SF
F	1	Wersching 21-yard field goal	0	3
F	2	Wersching 22-yard field goal	0	6
F	3	Tyler 10-yard run (Wersching kick)	0	13
F	4	Solomon 10-yard pass from Montana (Wersching kick)	0	20
F	4	Wersching 34-yard field goal	0	23

#### FINAL INDIVIDUAL STATISTICS

Chicago Bears						San Francisco 49ers					
RUSHING	NO	YDS	AVG	LG	TD	RUSHING	NO	YDS	AVG	LG	TD
Payton	22	92	4.2	20	0	Tyler	10	68	6.8	25	1
Fuller	6	39	6.5	23	0	Craig	8	44	5.5	39	0
Suhey	3	16	5.3	15	0	Montana	5	22	4.4	9	0
Thomas	1	2	2.0	2	0	Harmon	3	18	6.0	14	0
						Ring	2	5	2.5	3	0
						Cavanaugh	1	2	2.0	2	0

RECEIVING	NO	YDS	AVG	LG	TD	RECEIVING	NO	YDS	AVG	LG	TD
Suhey	4	11	2.8	7	0	Solomon	7	73	10.4	15	1
McKinnon	3	48	16.0	21	0	D. Clark	4	83	20.8	38	0
Payton	3	11	3.7	5	0	Wilson	2	25	12.5	14	0
Moorehead	2	14	7.0	8	0	Tyler	2	22	11.0	16	0
Wunsmore	1	3	3.0	3	0	Francis	2	20	10.0	12	0
						Nehemiah	1	10	10.0	10	0
						Harmon	1	3	3.0	3	0

INTERCEPTIONS	NO	YDS	AVG	LG	TD	INTERCEPTIONS	NO	YDS	AVG	LG	TD
Fencik	2	5	2.5	5	0	Hicks	1	0	0.0	0	0

PUNTING	NO	YDS	AVG	LG	IN20	TB	PUNTING	NO	YDS	AVG	LG	IN20	TB
Pinzer	7	302	43.1	55	1	0	Runager	3	117	39.0	41	1	0

PUNT RETURNS	NO	YDS	AVG	LG	TD	PUNT RETURNS	NO	YDS	AVG	LG	TD
Wisher	2	12	6.0	9	0	McLemore	4	69	17.3	25	0

KICKOFF RET.	NO	YDS	AVG	LG	TD	KICKOFF RET.	NO	YDS	AVG	LG	TD
Henry	3	49	16.3	18	0	Harmon	1	15	15.0	15	0
Gault	1	18	18.0	18	0						

PASSING (CHI)	ATT	COMP	YDS	PCT	TD	INT	LG	SK/YDS
Fuller	22	13	87	59.1	0	1	21	8/50
Payton	0	0	0	00.0	0	0	0	1/0

PASSING (SF)	ATT	COMP	YDS	PCT	TD	INT	LG	SK/YDS
Montana	34	18	233	52.9	1	2	38	3/8
Cavanaugh	1	1	3	100.0	0	0	3	0/0

TEAM STATISTICS	CHI	SF
Total First Downs	13	25
By Rushing	9	9
By Passing	3	14
By Penalty	1	2
Third Down: Md/Att.	5/16	4/11
Third Down: Eff.	31%	36%
Total Net Yards	186	387
Total Offensive Plays	63	67
Average Per Play	3.0	5.8
Net Yards Rushing	149	159
Total Rushing Plays	32	29
Avg. Per Rush	4.7	5.5
Net Yards Passing	37	228
Sacked/Yards Lost	9/50	3/8
Gross Yards Passing	87	236
Att.-Comp.-Int.	22-13-1	35-19-2
Completion Pct.	59.1	54.3
Punts/Average	7/43.1	3/39.0
Penalties/Yards	7/50	3/20
Fumbles/Lost	1/0	1/0
Field Goals	41	21, 22,

— Denotes Converted Field Goal

#### Chicago Bears Starting Lineups

WR	W. Gault	LE	M. Hartenstine
LT	J. Covert	LT	S. McMichael
LG	M. Bortz	RT	D. Hampton
C	J. Hilgenberg	RE	R. Dent
RG	K. Becker	LLB	O. Wilson
RT	K. Van Horne	MLB	M. Singletary
TE	E. Moorehead	RLB	A. Harris
WR	D. McKinnon	LCB	M. Richardson
QB	S. Fuller	RCB	L. Frazier
FB	M. Suhey	SS	T. Bell
TB	W. Payton	FS	G. Fencik

#### San Francisco 49ers Starting Lineups

WR	D. Clark	LE	L. Pillers
LT	B. Paris	NT	M. Tuaisosopo
LG	J. Ayers	RE	D. Board
C	F. Quillan	OLB	D. Bunz
RG	R. Cross	LILB	R. Ellison
RT	K. Fahnhorst	RILB	J. Reynolds
TE	R. Francis	OLB	K. Turner
WR	F. Solomon	LCB	R. Lott
QB	J. Montana	RCB	E. Wright
RB	W. Tyler	SS	C. Williamson
FB	R. Craig	FS	D. Hicks

History



## Bears Playoff Game Summaries

Soldier Field

January 12, 1986

## 1985 NFC Championship Chicago Bears 24, Los Angeles Rams 0

Weather: 39 degrees; wind W 23 mph

Attendance: 63,522

	1	2	3	4	Final
LA Rams	0	0	0	0	0
Chicago Bears	10	0	7	7	24

Team	Q	Play	LA	CHI
CHI	1	McMahon 16-yard run (Butler kick)	0	7
CHI	1	Butler 34-yard field goal	0	10
CHI	3	Gault 22-yard pass from McMahon (Butler kick)	0	17
CHI	4	Marshall 52-yard fumble return (Butler kick)	0	24

## FINAL INDIVIDUAL STATISTICS

Chicago Bears						Los Angeles Rams							
<b>RUSHING</b>	NO	YDS	AVG	LG	TD	<b>RUSHING</b>	NO	YDS	AVG	LG	TD		
Payton	18	32	1.8	8	0	Dickerson	17	46	2.7	9	0		
Wright	6	23	3.8	9	0	Redden	9	40	4.4	12	0		
McMahon	4	28	7.0	16t	1								
Thomas	3	-1	-0.3	1	0								
Conry	2	9	4.5	7	0								
<b>RECEIVING</b>	NO	YDS	AVG	LG	TD	<b>RECEIVING</b>	NO	YDS	AVG	LG	TD		
Payton	7	48	6.9	19	0	Hunter	3	29	9.7	15	0		
Mullins	4	56	14.0	22t	1	Dickerson	3	10	3.3	7	0		
Morehead	2	28	14.0	20	0	Brown	2	14	7.0	11	0		
Kinnon	1	11	17.0	17	0	Duckworth	1	8	8.0	8	0		
Lightman	1	8	8.0	8	0	Ellard	1	5	5.0	5	0		
Wright	1	7	7.0	7	0								
<b>INTERCEPTIONS</b>	NO	YDS	AVG	LG	TD	<b>INTERCEPTIONS</b>	NO	YDS	AVG	LG	TD		
Conry	1	-3	-3.0	-3	0	None							
<b>PUNTING</b>	NO	YDS	AVG	LG	IN20	TD	<b>PUNTING</b>	NO	YDS	AVG	LG	IN20	TD
Harrod	10	363	36.3	55	2	0	Hatcher	11	431	39.2	51	3	0
<b>PUNT RETURNS</b>	NO	YDS	AVG	LG	TD	<b>PUNT RETURNS</b>	NO	YDS	AVG	LG	TD		
Goetz	4	21	5.3	8	0	Johnson	2	6	3.0	3	0		
Wright	1	0	0.0	0	0	Ellard	1	6	6.0	6	0		
						Irvin	1	4	4.0	4	0		
<b>KICKOFF RET.</b>	NO	YDS	AVG	LG	TD	<b>KICKOFF RET.</b>	NO	YDS	AVG	LG	TD		
Conry	1	22	22.0	22	0	Brown	3	63	21.0	45	0		
						Redden	1	13	13.0	13	0		
<b>PASSING (CHI)</b>	ATT	COMP	YDS	PCT	TD	INT	LG	SK/YDS					
McMahon	25	16	164	64.0	1	0	22t	3/23					
<b>PASSING (LA)</b>	ATT	COMP	YDS	PCT	TD	INT	LG	SK/YDS					
Ellard	31	10	66	32.3	0	1	15	3/22					

TEAM STATISTICS	CHI	LA
<b>Total First Downs</b>	13	9
By Rushing	5	5
By Passing	8	3
By Penalty	0	1
Third Down: Md/Alt.	4/16	2/14
Third Down: Eff.	25%	14%
<b>Total Net Yards</b>	232	130
Total Offensive Plays	61	60
Average Per Play	3.8	2.2
<b>Net Yards Rushing</b>	91	86
Total Rushing Plays	33	26
Avg. Per Rush	2.8	3.3
<b>Net Yards Passing</b>	141	44
Sacked/Yards Lost	3/23	3/22
Gross Yards Passing	164	66
Att.-Comp.-Int.	25-16-0	31-10-1
Completion Pct.	64.0	32.3
<b>Punts/Average</b>	10/36.3	11/39.2
<b>Penalties/Yards</b>	6/48	4/25
<b>Fumbles/Lost</b>	3/1	4/2
<b>Field Goals</b>	3/4	

## Denotes Converted Field Goal

## Chicago Bears Starting Lineups

WR	W. Gault	LE	D. Hampton
LT	J. Covert	LT	S. McMichael
LG	M. Bortz	RT	W. Perry
C	J. Hilgenberg	RE	R. Dent
RG	T. Thayer	LLB	O. Wilson
RT	K. Van Horne	MLB	M. Singletary
TE	E. Moorehead	RLB	W. Marshall
WR	D. McKinnon	LCB	M. Richardson
QB	J. McMahon	RCB	L. Frazier
FB	M. Suhey	SS	D. Duerson
RB	W. Payton	FS	G. Fenick

## Los Angeles Rams Starting Lineups

WR	H. Ellard	LE	D. Reed
LT	I. Pankey	NT	C. DeJurnett
LG	K. Hill	RE	R. Doss
C	T. Slaton	OLB	M. Owens
RG	D. Harrah	LILB	C. Eckern
RT	J. Slater	RILB	J. Collins
TE	D. Hill	OLB	M. Wilcher
WR	R. Brown	LCB	G. Green
QB	D. Brock	RCB	L. Irvin
RB	B. Redden	SS	N. Cromwell
RB	E. Dickerson	FS	J. Johnson

# History

## Bears Playoff Game Summaries

Louisiana Superdome

January 26, 1986

### 1985 Super Bowl XX Chicago Bears 46, New England Patriots 10

Weather: Indoors

Attendance: 73,818

	1	2	3	4	Final
Chicago Bears	13	10	21	2	46
New England Patriots	3	0	0	7	10

Team	Q	Play	CHI	NE
NE	1	Franklin 36-yard field goal	0	3
CHI	1	Butler 28-yard field goal	3	3
CHI	1	Butler 24-yard field goal	6	3
CHI	1	Suhey 11-yard run (Butler kick)	13	3
CHI	2	McMahon 2-yard run (Butler kick)	20	3
CHI	2	Butler 24-yard field goal	23	3
CHI	3	McMahon 1-yard run (Butler kick)	30	3
CHI	3	Phillips 28-yard interception return (Butler kick)	37	3
CHI	3	Perry 1-yard run (Butler kick)	44	3
NE	4	Fryar 8-yard pass from Grogan (Franklin kick)	44	10
CHI	4	Safety, Grogan tackled by Waechter in end zone	46	10

## FINAL INDIVIDUAL STATISTICS

## Chicago Bears

RUSHING	NO	YDS	AVG	LG	TD
Payton	22	61	2.8	7	0
Suhey	11	52	4.7	11t	1
McMahon	5	14	2.8	7	2
Sanders	4	15	3.8	10	0
Gentry	3	15	5.0	8	0
Thomas	2	8	4.0	7	0
Perry	1	1	1.0	1t	1
Fuller	1	1	1.0	1	0

RECEIVING	NO	YDS	AVG	LG	TD
Gault	4	129	32.3	60	0
Gentry	2	41	20.5	27	0
Margerum	2	36	18.0	29	0
Moorehead	2	22	11.0	14	0
Suhey	1	24	24.0	24	0
Thomas	1	4	4.0	4	0

INTERCEPTIONS	NO	YDS	AVG	LG	TD
Morrissey	1	47	47.0	47	0
Phillips	1	28	28.0	28t	1

PUNTING	NO	YDS	AVG	LG	IN20	TB
Buford	4	173	43.3	52	1	1

PUNT RETURNS	NO	YDS	AVG	LG	TD
Ortego	2	20	10.0	12	0

KICKOFF RET.	NO	YDS	AVG	LG	TD
Gault	4	49	12.3	18	0

PASSING (CHI)	ATT	COMP	YDS	PCT	TD	INT	LG	SK/YDS
McMahon	20	12	256	60.0	0	0	60	1/3
Fuller	4	0	0	00.0	0	0	0	1/11
Perry	0	0	0	00.0	0	0	0	1/1

PASSING (NE)	ATT	COMP	YDS	PCT	TD	INT	LG	SK/YDS
Grogan	30	17	177	56.2	1	2	24	4/33
Eason	6	0	0	00.0	0	0	0	3/28

## New England Patriots

RUSHING	NO	YDS	AVG	LG	TD
C. James	5	1	0.2	3	0
Collins	3	4	1.3	3	0
Grogan	1	3	3.0	3	0
Weathers	1	3	3.0	3	0
Hawthorne	1	-4	-4.0	-4	0

RECEIVING	NO	YDS	AVG	LG	TD
Morgan	7	70	10.0	19	0
Starring	2	39	19.5	24	0
Fryar	2	24	12.0	16	1
Collins	2	19	9.5	11	0
Ramsey	2	16	8.0	11	0
C. James	1	6	6.0	6	0
Weathers	1	3	3.0	3	0

INTERCEPTIONS	NO	YDS	AVG	LG	TD
None					

PUNTING	NO	YDS	AVG	LG	IN20	TB
Camarillo	6	263	43.8	62	1	1

PUNT RETURNS	NO	YDS	AVG	LG	TD
Fryar	2	22	11.0	12	0

KICKOFF RET.	NO	YDS	AVG	LG	TD
Starring	7	153	21.9	36	0

TEAM STATISTICS	CHI	NE
Total First Downs	23	11
By Rushing	13	4
By Passing	9	7
By Penalty	1	0
Third Down: Md/Att.	7/14	11/19
Third Down: Eff.	50%	100%
Total Net Yards	408	121
Total Offensive Plays	76	51
Average Per Play	5.4	2.4
Net Yards Rushing	167	10
Total Rushing Plays	49	10
Avg. Per Rush	3.4	1.0
Net Yards Passing	241	111
Sacked/Yards Lost	3/15	7/10
Gross Yards Passing	256	111
Att.-Comp.-Int.	24-12-0	36-17-0
Completion Pct.	50.0	47.0
Punts/Average	4/43.3	6/43.3
Penalties/Yards	7/40	5/40
Fumbles/Lost	3/2	4/0
Field Goals	28, 24, 24	0

— Denotes Converted Field Goal

## Chicago Bears Starting Lineups

WR	W. Gault	LE	D. Hampton
LT	J. Covert	LT	S. McMichael
LG	M. Bortz	RT	W. Perry
C	J. Hilgenberg	RE	R. Dent
RG	T. Thayer	LLB	O. Wilson
RT	K. Van Horn	MLB	M. Singletary
TE	E. Moorehead	RLB	W. Marshall
WR	D. McKinnon	LCB	M. Richardson
QB	J. McMahon	RCB	L. Frazier
FB	M. Suhey	SS	D. Duerson
RB	W. Payton	FS	G. Fencik

## New England Patriots Starting Lineups

WR	S. Morgan	LE	G. Varis
LT	B. Holloway	NT	L. Williams
LG	J. Hannah	RE	J. Adams
C	P. Brock	OLB	A. Tippett
RG	R. Wooten	LILB	S. Nelson
RT	S. Moore	RILB	L. McGrew
TE	L. Dawson	OLB	D. Blackmon
WR	S. Starring	LCB	R. Lippett
QB	T. Eason	RCB	R. Clayborn
RB	T. Collins	SS	R. James
FB	C. James	FS	F. Marion

Soldier Field

January 3, 1987

## 1986 NFC Divisional Washington Redskins 27, Chicago Bears 13

Weather: 35 degrees; wind NW 6 mph

Attendance: 65,141

	1	2	3	4	Final
Washington Redskins	7	0	7	13	27
Chicago Bears	0	13	0	0	13

Team	Q	Play	WAS	CHI
WAS	1	Monk 28-yard pass from Schroeder (Atkinson kick)	7	0
CHI	1	Gault 50-yard pass from Flutie (Butler kick)	7	7
CHI	2	Butler 23-yard field goal	7	10
CHI	2	Butler 41-yard field goal	7	13
WAS	3	Monk 23-yard pass from Schroeder (Atkinson kick)	14	13
WAS	4	Rogers 1-yard run (Atkinson kick)	21	13
WAS	4	Atkinson 35-yard field goal	24	13
WAS	4	Atkinson 25-yard field goal	27	13

TEAM STATISTICS	CHI	WAS
<b>Total First Downs</b>	14	19
By Rushing	8	8
By Passing	5	8
By Penalty	1	3
Third Down: Md/Att.	1/11	6/16
Third Down: Eff.	9%	38%
<b>Total Net Yards</b>	220	302
Total Offensive Plays	56	73
Average Per Play	3.9	4.1
<b>Net Yards Rushing</b>	93	134
Total Rushing Plays	24	39
Avg. Per Rush	3.9	3.4
<b>Net Yards Passing</b>	127	168
Sacked/Yards Lost	1/7	2/16
Gross Yards Passing	134	184
Att.-Comp.-Int.	31-11-2	32-15-1
Completion Pct.	35.5	46.9
<b>Punts/Average</b>	5/40.6	7/39.3
<b>Penalties/Yards</b>	4/42	8/65
<b>Fumbles/Lost</b>	3/2	2/0
<b>Field Goals</b>	23, 41	35, 25

### FINAL INDIVIDUAL STATISTICS

Chicago Bears						Washington Redskins							
<b>RUSHING</b>	NO	YDS	AVG	LG	TD	<b>RUSHING</b>	NO	YDS	AVG	LG	TD		
Wilton	14	38	2.7	9	0	Rogers	28	72	2.6	9	1		
DeVey	4	14	3.5	5	0	Bryant	8	46	5.8	12	0		
Thomas	3	18	6.0	13	0	Schroeder	3	16	5.3	11	0		
Flutie	2	12	6.0	11	0								
Anderson	1	11	11.0	11	0								
<b>RECEIVING</b>	NO	YDS	AVG	LG	TD	<b>RECEIVING</b>	NO	YDS	AVG	LG	TD		
Gault	5	82	16.4	50	1	Monk	5	81	16.2	28t	2		
DeGo	2	36	18.0	27	0	Clark	5	37	7.4	13	0		
Lightman	2	16	8.0	9	0	Bryant	4	61	15.3	24	0		
DeVey	1	2	2.0	2	0	Warren	1	5	5.0	5	0		
Wilton	1	-2	-2.0	-2	0								
<b>INTERCEPTIONS</b>	NO	YDS	AVG	LG	TD	<b>INTERCEPTIONS</b>	NO	YDS	AVG	LG	TD		
Richardson	1	43	43.0	43	0	Green	1	17	17.0	17	0		
						Dean	1	16	16.0	16	0		
<b>PUNTING</b>	NO	YDS	AVG	LG	IN20	TD	<b>PUNTING</b>	NO	YDS	AVG	LG	IN20	TD
Ward	5	203	40.6	49	0	0	Cox	7	275	39.3	54	1	0
<b>PUNT RETURNS</b>	NO	YDS	AVG	LG	TD	<b>PUNT RETURNS</b>	NO	YDS	AVG	LG	TD		
DeVey	5	27	5.4	23	0	Yarber	3	22	7.3	8	0		
<b>KICKOFF RET.</b>	NO	YDS	AVG	LG	TD	<b>KICKOFF RET.</b>	NO	YDS	AVG	LG	TD		
DeVey	3	127	42.3	60	0	Garner	3	71	23.7	36	0		
Thomas	2	15	7.5	11	0								
Anderson	1	17	17.0	17	0								

TEAM	ATT	COMP	YDS	PCT	TD	INT	LG	SK/YDS
Passing (CHI)	31	11	134	35.5	1	2	50t	1/7
Passing (WAS)	32	15	184	46.9	2	1	28t	2/16

— Denotes Converted Field Goal 50

**Chicago Bears Starting Lineups**

WR	W. Gault	LE	D. Hampton
LT	J. Covert	LT	S. McMichael
LG	M. Bortz	RT	W. Perry
C	J. Hilgenberg	RE	R. Dent
RG	T. Thayer	LLB	O. Wilson
RT	K. Van Horne	MLB	M. Singletary
TE	E. Moorehead	RLB	W. Marshall
WR	K. Ortego	LCB	M. Richardson
QB	D. Flutie	RCB	V. Jackson
FB	M. Suhey	SS	D. Duerson
RB	W. Payton	FS	G. Fenick

**Washington Redskins Starting Lineups**

WR	A. Monk	LE	C. Mann
TE	D. Warren	LT	D. Butz
LT	J. Jacoby	RT	D. Grant
LG	R. Grimm	RE	D. Manley
C	J. Bostic	LLB	C. Daniels
RG	R. Thielemann	MLB	N. Olkewicz
RT	M. May	RLB	R. Milot
TE	C. Didier	LCB	D. Green
WR	G. Clark	RCB	V. Dean
QB	J. Schroeder	SS	A. Walton
RB	G. Rogers	FS	C. Jordan

History

# History

## Bears Playoff Game Summaries

Soldier Field

January 10, 1988

### 1987 NFC Divisional Washington Redskins 21, Chicago Bears 17

Weather: 4 degrees; wind SW 12 mph

Attendance: 58,153

	1	2	3	4	Final
Washington Redskins	0	14	7	0	21
Chicago Bears	7	7	3	0	17

Team	Q	Play	WAS	CHI
CHI	1	Thomas 2-yard run (Butler kick)	0	7
CHI	2	Morris 14-yard pass from McMahon (Butler kick)	0	14
WAS	2	Rogers 3-yard run (Haji-Shiekh kick)	7	14
WAS	2	Didier 18-yard pass from Williams (Haji-Shiekh kick)	14	14
WAS	3	Green 52-yard punt return (Haji-Shiekh kick)	21	14
CHI	3	Butler 25-yard field goal	21	17

TEAM STATISTICS	CHI	WAS
<b>Total First Downs</b>	15	17
By Rushing	8	11
By Passing	7	6
By Penalty	0	0
Third Down: Md/Att.	4/13	7/14
Third Down: Eff.	31%	50%
<b>Total Net Yards</b>	280	277
Total Offensive Plays	64	59
Average Per Play	4.6	4.7
<b>Net Yards Rushing</b>	110	70
Total Rushing Plays	30	29
Avg. Per Rush	3.7	2.4
<b>Net Yards Passing</b>	170	207
Sacked/Yards Lost	5/27	1/1
Gross Yards Passing	197	207
Att.-Comp.-Int.	29-15-3	29-14-3
Completion Pct.	51.7	48.3
<b>Punts/Average</b>	4/36.3	4/42.5
<b>Penalties/Yards</b>	5/50	3/21
<b>Fumbles/Lost</b>	1/0	1/1
<b>Field Goals</b>	48, 25	

#### FINAL INDIVIDUAL STATISTICS

Chicago Bears					
RUSHING	NO	YDS	AVG	LG	TD
Payton	18	85	4.7	16	0
Suhey	4	8	2.0	5	0
Gentry	2	5	2.5	3	0
McMahon	2	5	2.5	5	0
Sanders	2	4	2.0	3	0
Thomas	2	3	1.5	2t	1

RECEIVING	NO	YDS	AVG	LG	TD
Gentry	3	43	14.3	24	0
Payton	3	20	6.7	9	0
Boso	3	19	6.3	10	0
Morris	2	47	23.5	33	1
Gault	1	44	44.0	44	0
McKinnon	1	16	16.0	16	0
Suhey	1	6	6.0	6	0
Sanders	1	2	2.0	2	0

Washington Redskins					
RUSHING	NO	YDS	AVG	LG	TD
Smith	16	66	4.1	13	0
Rogers	6	13	2.2	4	1
Bryant	3	8	2.7	6	0
Williams	2	-1	-0.5	-1	0
Clark	1	-6	-6.0	-6	0
Schroeder	1	-8	-8.0	-8	0

RECEIVING	NO	YDS	AVG	LG	TD
Sanders	6	92	15.3	32	0
Clark	4	56	14.0	21	0
Didier	2	32	16.0	18	1
Warren	1	16	16.0	16	0
Rogers	1	11	11.0	11	0

INTERCEPTIONS	NO	YDS	AVG	LG	TD
Richardson	1	0	0.0	0	0

INTERCEPTIONS	NO	YDS	AVG	LG	TD
Davis	1	23	23.0	23	0
Wilburn	1	0	0.0	0	0
Woodbury	1	0	0.0	0	0

PUNTING	NO	YDS	AVG	LG	IN20	TB
Barnhardt	4	145	36.3	44	0	0

PUNTING	NO	YDS	AVG	LG	IN20	TB
Cox	4	169	42.3	46	1	1

PUNT RETURNS	NO	YDS	AVG	LG	TD
McKinnon	2	12	6.0	13	0

PUNT RETURNS	NO	YDS	AVG	LG	TD
Yarber	2	13	6.5	8	0
Green	1	52	52.0	52t	1

KICKOFF RET.	NO	YDS	AVG	LG	TD
Gault	1	29	29.0	29	0

KICKOFF RET.	NO	YDS	AVG	LG	TD
Sanders	2	25	12.5	13	0
Smith	1	19	19.0	19	0
Branch	1	12	12.0	12	0

PASSING (CHI)	ATT	COMP	YDS	PCT	TD	INT	LG	SK/YDS
McMahon	29	15	197	51.7	1	3	44	5/27

PASSING (WAS)	ATT	COMP	YDS	PCT	TD	INT	LG	SK/YDS
Williams	29	14	207	48.3	1	1	32	1/7

— Denotes Converted Field Goal

#### Chicago Bears Starting Lineups

WR	W. Gault	LE	A. Harris
LT	J. Covert	LT	S. McMichael
LG	M. Bortz	RT	D. Hampton
C	J. Hilgenberg	RE	R. Dent
RG	T. Thayer	LLB	R. Rivera
RT	K. Van Hone	MLB	M. Singletary
TE	E. Moorehead	RLB	W. Marshall
WR	R. Morris	LCB	M. Douglass
QB	J. McMahon	RCB	V. Jackson
FB	M. Suhey	SS	D. Duerson
RB	W. Payton	FS	G. Fencik

#### Washington Redskins Starting Lineups

WR	A. Jones	LE	C. Mann
TE	D. Warren	LT	D. Butz
LT	J. Jacoby	RT	D. Grant
LG	R. McKenzie	RE	D. Manley
C	J. Bostic	LLB	M. Kaufman
RG	R. Thielemann	MLB	N. Olkewicz
RT	M. May	RLB	M. Coleman
TE	C. Didier	LCB	D. Green
WR	G. Clark	RCB	B. Wilburn
QB	D. Williams	SS	A. Walton
RB	G. Rogers	FS	T. Bowles



# History

## Bears Playoff Game Summaries

GSH

Soldier Field

December 31, 1988

1988 NFC Divisional

Chicago Bears 20, Philadelphia Eagles 12

Weather: 29 degrees; wind SW 5 mph

Attendance: 65,534

	1	2	3	4	Final
Philadelphia Eagles	3	6	3	0	12
Chicago Bears	7	10	0	3	20

Team	Q	Play	PHI	CHI
CHI	1	McKinnon 64-yard pass from Tomczak (Butler kick)	0	7
PHI	1	Zendejas 42-yard field goal	3	7
PHI	2	Zendejas 29-yard field goal	6	7
CHI	2	Anderson 4-yard run (Butler kick)	6	14
CHI	2	Butler 46-yard field goal	6	17
PHI	2	Zendejas 30-yard field goal	9	17
PHI	3	Zendejas 35-yard field goal	12	17
CHI	4	Butler 27-yard field goal	12	20

### FINAL INDIVIDUAL STATISTICS

Chicago Bears						Philadelphia Eagles											
<b>RUSHING</b>						<b>RUSHING</b>											
	NO	YDS	AVG	LG	TD		NO	YDS	AVG	LG	TD						
Anderson	14	54	3.9	23	1	Byars	7	34	4.9	13	0						
Sanders	8	94	11.8	58	0	Toney	5	3	0.6	3	0						
Muster	6	12	2.0	6	0	Cunningham	3	12	4.0	11	0						
Gentry	1	6	6.0	6	0	Haddix	1	3	3.0	3	0						
Suhey	1	0	0.0	0	0												
Tomczak	1	0	0.0	0	0												
McMahon	2	-2	-1.0	0	0												
<b>RECEIVING</b>						<b>RECEIVING</b>											
	NO	YDS	AVG	LG	TD		NO	YDS	AVG	LG	TD						
McKinnon	4	108	27.0	64t	1	Byars	9	103	11.4	24	0						
Boso	2	16	8.0	9	0	Jackson	7	142	20.3	65	0						
Gentry	2	9	4.5	7	0	Quick	5	82	16.4	23	0						
Morris	1	27	27.0	27	0	Haddix	2	23	11.5	13	0						
Davis	1	11	11.0	11	0	Toney	2	9	4.5	7	0						
Sanders	1	8	8.0	8	0	Johnson	1	31	31.0	31	0						
Anderson	1	6	6.0	6	0	Carter	1	17	17.0	17	0						
<b>INTERCEPTIONS</b>						<b>INTERCEPTIONS</b>											
	NO	YDS	AVG	LG	TD		NO	YDS	AVG	LG	TD						
Jackson	1	51	51.0	51	0	Hoage	1	12	12.0	12	0						
Douglass	1	47	47.0	47	0	Joyner	1	8	8.0	8	0						
Pruitt	1	0	0.0	0	0	Bell	1	4	4.0	4	0						
<b>PUNTING</b>						<b>PUNTING</b>											
	NO	YDS	AVG	LG	IN20	TB		NO	YDS	AVG	LG	IN20	TB				
Wagner	2	86	43.0	46	0	0	Teltschik	4	130	32.5	36	3	0				
<b>PUNT RETURNS</b>						<b>PUNT RETURNS</b>											
	NO	YDS	AVG	LG	TD		NO	YDS	AVG	LG	TD						
McKinnon	1	0	0.0	0	0	Garity	1	3	3.0	3	0						
<b>KICKOFF RET.</b>						<b>KICKOFF RET.</b>											
	NO	YDS	AVG	LG	TD		NO	YDS	AVG	LG	TD						
Gentry	4	63	15.8	23	0	Jenkins	5	101	20.2	25	0						
Kozlowski	1	23	23.0	23	0												
<b>PASSING (CHI)</b>						<b>PASSING (PHI)</b>											
	ATT	COMP	YDS	PCT	TD	INT	LG	SK/YDS		ATT	COMP	YDS	PCT	TD	INT	LG	SK/YDS
Tomczak	20	10	172	50.0	1	3	64t	0/0	Cunningham	54	27	407	50.0	0	3	65	4/29
McMahon	3	2	13	66.7	0	0	7	1/8	Carter	1	0	0	0.0	0	0	0	0/0

TEAM STATISTICS	CHI	PHI
<b>Total First Downs</b>	14	22
By Rushing	8	1
By Passing	6	21
By Penalty	0	0
Third Down: Md/ATL	4/13	3/14
Third Down: Eff.	31%	21%
<b>Total Net Yards</b>	341	430
Total Offensive Plays	57	75
Average Per Play	6.0	5.7
<b>Net Yards Rushing</b>	164	52
Total Rushing Plays	33	16
Avg. Per Rush	5.0	3.3
<b>Net Yards Passing</b>	177	378
Sacked/Yards Lost	1/8	4/29
Gross Yards Passing	185	407
Att.-Comp.-Int.	23-12-3	55-27-3
Completion Pct.	52.2	49.1
<b>Punts/Average</b>	2/43.0	4/32.5
<b>Penalties/Yards</b>	1/5	7/60
<b>Fumbles/Lost</b>	1/1	0/0
<b>Field Goals</b>	51, 46, 33, 27	43, 42,

29, 30, 35

Denotes Converted Field Goal

#### Chicago Bears Starting Lineups

WR	D. Gentry	LE	A. Harris
LT	J. Covert	LT	S. McMichael
LG	M. Bortz	RT	D. Hampton
C	J. Hilgenberg	RE	S. Smith
RG	T. Thayer	LLB	R. Rivera
RT	K. Van Home	MLB	M. Singletary
TE	J. Thornton	RLB	J. Morrissey
WR	D. McKinnon	LCB	M. Richardson
QB	M. Tomczak	RCB	V. Jackson
FB	M. Suhey	SS	D. Duerson
RB	N. Anderson	FS	M. Douglass

#### Philadelphia Eagles Starting Lineups

WR	M. Quick	LE	R. White
LT	M. Darwin	LT	M. Pitts
LG	D. Alexander	RT	J. Brown
C	D. Rimington	RE	C. Simmons
RG	R. Baker	LLB	S. Joyner
RT	R. Heller	MLB	M. Reichenbach
TE	K. Jackson	RLB	T. Bell
WR	C. Carter	LCB	R. Young
QB	R. Cunningham	RCB	E. Allen
FB	A. Toney	SS	A. Waters
RB	K. Byars	FS	W. Hopkins

History

Soldier Field

January 8, 1989

### 1988 NFC Championship San Francisco 49ers 28, Chicago Bears 3

Weather: 17 degrees; wind W 29 mph

Attendance: 64,830

	1	2	3	4	Final
San Francisco 49ers	7	7	7	7	28
Chicago Bears	0	3	0	0	3

Team	Q	Play	SF	CHI
SF	1	Rice 61-yard pass from Montana (Cofer kick)	7	0
SF	2	Rice 27-yard pass from Montana (Cofer kick)	14	0
CHI	2	Butler 25-yard field goal	14	3
SF	3	Frank 5-yard pass from Montana (Cofer kick)	21	3
SF	4	Rathman 4-yard run (Cofer kick)	28	3

#### FINAL INDIVIDUAL STATISTICS

##### Chicago Bears

RUSHING	NO	YDS	AVG	LG	TD
Anderson	14	59	4.2	16	0
Sanders	7	22	3.1	14	0
McMahon	1	9	9.0	9	0
Suhey	1	3	3.0	3	0
Muster	1	2	2.0	2	0
McKinnon	1	-4	-4.0	-4	0

RECEIVING	NO	YDS	AVG	LG	TD
Anderson	5	31	6.2	13	0
Thornton	4	52	13.0	18	0
McKinnon	4	32	8.0	13	0
Morris	2	25	12.5	25	0
Suhey	2	8	4.0	4	0
Sanders	1	12	12.0	12	0
Muster	1	9	9.0	9	0
Gentry	1	7	7.0	7	0

INTERCEPTIONS	NO	YDS	AVG	LG	TD
None					

PUNTING	NO	YDS	AVG	LG	IN20	TB
Wagner	7	220	31.4	48	2	0

PUNT RETURNS	NO	YDS	AVG	LG	TD
McKinnon	1	1	1.0	1	0

KICKOFF RET.	NO	YDS	AVG	LG	TD
Sanders	2	31	15.5	19	0
Muster	1	21	21.0	21	0
Gentry	1	19	19.0	19	0
Stinson	1	18	18.0	18	0

PASSING (CHI)	ATT	COMP	YDS	PCT	TD	INT	LG	SK/YDS
McMahon	29	14	121	48.3	0	1	18	0/0
Tomczak	12	6	55	50.0	0	0	13	0/0

PASSING (SF)	ATT	COMP	YDS	PCT	TD	INT	LG	SK/YDS
Montana	27	17	288	63.0	3	0	61t	2/20

##### San Francisco 49ers

RUSHING	NO	YDS	AVG	LG	TD
Craig	18	68	3.8	11	0
Rathman	10	36	3.6	12	1
Montana	3	12	4.0	7	0
Flagler	3	7	2.3	6	0
Sydney	2	12	6.0	8	0
Rice	1	3	3.0	3	0

RECEIVING	NO	YDS	AVG	LG	TD
Rice	5	133	26.6	61t	2
Rathman	5	51	10.2	22	0
Taylor	3	51	17.0	32	0
Craig	2	33	16.5	23	0
Frank	2	20	10.0	15	1

INTERCEPTIONS	NO	YDS	AVG	LG	TD
Fuller	1	0	0.0	0	0

PUNTING	NO	YDS	AVG	LG	IN20	TB
Helton	6	207	34.5	55	2	1

PUNT RETURNS	NO	YDS	AVG	LG	TD
McElhenny	2	19	9.5	10	0
Dove	1	2	2.0	2	0

KICKOFF RET.	NO	YDS	AVG	LG	TD
Dove	2	50	25.0	26	0
McElhenny	1	47	47.0	47	0

TEAM STATISTICS	CHI	SF
Total First Downs	15	2
By Rushing	8	
By Passing	7	1
By Penalty	0	
Third Down: Md/Att.	4/14	9/11
Third Down: Eff.	29%	60%
Total Net Yards	267	40
Total Offensive Plays	66	6
Average Per Play	4.0	6.6
Net Yards Rushing	91	13
Total Rushing Plays	25	3
Avg. Per Rush	3.6	3.0
Net Yards Passing	176	26
Sacked/Yards Lost	0/0	2/2
Gross Yards Passing	176	28
Att.-Comp.-Int.	41-20-1	27-17-0
Completion Pct.	48.8	63.0
Punts/Average	7/31.4	6/34.0
Penalties/Yards	3/35	0/0
Fumbles/Lost	2/1	1/1
Field Goals	25	

— Denotes Converted Field Goal

##### Chicago Bears Starting Lineups

WR D. Gentry	LE A. Harris
LT J. Covert	RT S. McMichael
LG M. Bortz	RT D. Hampton
C J. Hilgenberg	RE S. Smith
RG T. Thayer	LLB R. Rivera
RT K. Van Hone	MLB M. Singletary
TE J. Thornton	RLB J. Morrissey
WR D. McKinnon	LCB M. Richardson
QB J. McMahon	RCB V. Jackson
FB M. Suhey	SS D. Duerson
RB N. Anderson	FS M. Douglass

##### San Francisco 49ers Starting Lineups

SE J. Taylor	LE L. Roberts
LT S. Wallace	NT M. Carter
LG J. Sapolu	RE K. Fagan
C R. Cross	OLB C. Haley
RG G. McIntyre	LILB J. Fahnhorst
RT H. Barton	RILB M. Walter
TE J. Frank	OLB K. Turner
FL J. Rice	LCB T. McKyer
QB J. Montana	RCB D. Griffin
RB R. Craig	SS J. Fuller
TE B. Jones	FS R. Lott

# History

## Bears Playoff Game Summaries

**GSH**

Soldier Field

January 6, 1991

**1990 NFC First Round**
**Chicago Bears 16, New Orleans Saints 6**

Weather: 30 degrees; wind N 13 mph

Attendance: 60,767

	1	2	3	4	Final
New Orleans Saints	0	3	0	3	6
Chicago Bears	3	7	3	3	16

Team	Q	Play	NO	CHI
CHI	1	Butler 19-yard field goal	0	3
CHI	2	Thornton 18-yard pass from Tomczak	0	10
NO	2	Andersen 47-yard field goal	3	10
CHI	3	Butler 22-yard field goal	3	13
NO	4	Andersen 38-yard field goal	6	13
CHI	4	Butler 21-yard field goal	6	16

**FINAL INDIVIDUAL STATISTICS**

Chicago Bears						New Orleans Saints							
<b>RUSHING</b>						<b>RUSHING</b>							
	NO	YDS	AVG	LG	TD		NO	YDS	AVG	LG	TD		
Anderson	27	102	3.8	13	0	Fenerly	8	29	3.6	14	0		
Muster	12	71	5.9	28	0	Hilliard	4	13	3.3	9	0		
Tomczak	2	8	4.0	10	0	Heyward	4	10	2.5	6	0		
Green	2	8	4.0	5	0	Fourcade	2	13	6.5	9	0		
<b>RECEIVING</b>						<b>RECEIVING</b>							
	NO	YDS	AVG	LG	TD		NO	YDS	AVG	LG	TD		
Anderson	4	42	10.5	31	0	Fenerly	4	22	5.5	9	0		
Thornton	2	43	21.5	25	1	Martin	2	47	23.5	36	0		
Gentry	2	41	20.5	38	0	Scales	1	31	31.0	31	0		
Morris	2	28	14.0	22	0	Tice	1	19	19.0	19	0		
Muster	2	21	10.5	11	0	Brenner	1	17	17.0	17	0		
Davis	1	13	13.0	13	0	Perriman	1	11	11.0	11	0		
						Turner	1	6	6.0	6	0		
<b>INTERCEPTIONS</b>						<b>INTERCEPTIONS</b>							
	NO	YDS	AVG	LG	TD		NO	YDS	AVG	LG	TD		
Gayle	1	27	27.0	27	0	None							
Mangum	1	9	9.0	9	0								
Carrier	2	0	0.0	0	0								
<b>PUNTING</b>						<b>PUNTING</b>							
	NO	YDS	AVG	LG	IN20	TD		NO	YDS	AVG	LG	IN20	TD
Buford	2	55	27.5	36	0	0	Barnhardt	3	90	30.0	38	0	0
<b>PUNT RETURNS</b>						<b>PUNT RETURNS</b>							
	NO	YDS	AVG	LG	TD		NO	YDS	AVG	LG	TD		
Bailey	1	13	13.0	13	0	Buck	1	2	2.0	2	0		
Jackson	1	0	0.0	0	0								
<b>KICKOFF RET.</b>						<b>KICKOFF RET.</b>							
	NO	YDS	AVG	LG	TD		NO	YDS	AVG	LG	TD		
Gentry	1	39	39.0	39	0	Fenerly	2	33	16.5	18	0		
						Hilliard	1	21	21.0	21	0		
						Jordan	1	17	17.0	17	0		
						Heyward	1	14	14.0	14	0		
<b>PASSING (CHI)</b>						<b>PASSING (NO)</b>							
	ATT	COMP	YDS	PCT	TD	INT	LG	SK	YDS				
Tomczak	25	12	166	48.0	1	0	38	2/12					
Anderson	1	1	22	100.0	0	0	22	0/0					
	ATT	COMP	YDS	PCT	TD	INT	LG	SK	YDS				
Fourcade	18	5	79	27.8	0	2	31	1/16					
Walsh	16	6	74	37.5	0	1	36	1/9					

TEAM STATISTICS	CHI	NO
<b>Total First Downs</b>	18	11
By Rushing	9	2
By Passing	8	7
By Penalty	1	2
Third Down: Md/Att.	5/16	2/13
Third Down: Eff.	31%	15%
<b>Total Net Yards</b>	365	193
Total Offensive Plays	71	54
Average Per Play	5.1	3.6
<b>Net Yards Rushing</b>	189	65
Total Rushing Plays	43	18
Avg. Per Rush	4.4	3.6
<b>Net Yards Passing</b>	176	128
Sacked/Yards Lost	2/12	2/25
Gross Yards Passing	188	153
Att.-Comp.-Int.	26-13-0	34-11-3
Completion Pct.	50.0	32.4
<b>Punts/Average</b>	2/27.5	3/30.0
<b>Penalties/Yards</b>	7/57	2/10
<b>Fumbles/Lost</b>	2/1	1/0
<b>Field Goals</b>	19, 22, 36, 21	41, 47,

Denotes Converted Field Goal 42, 38

**Chicago Bears Starting Lineups**

WR	W. Davis	LE	T. Armstrong
LT	J. Covert	LT	W. Perry
LG	M. Bortz	RT	S. McMichael
C	J. Hilgenberg	RE	R. Dent
RG	T. Thayer	LLB	R. Rivera
RT	K. Van Horne	MLB	M. Singletary
TE	J. Thornton	RLB	J. Morrissey
WR	R. Morris	LCB	D. Woolford
QB	M. Tomczak	RCB	V. Jackson
FB	B. Muster	SS	S. Gayle
RB	N. Anderson	FS	M. Carrier

**New Orleans Saints Starting Lineups**

WR	E. Martin	LE	R. Turnbull
LT	K. Haverdink	LT	R. Goff
LG	J. Dombrowski	RE	J. Wilks
C	J. Hilgenberg	OLB	R. Jackson
RG	S. Trapilo	ILB	S. Mills
RT	S. Brock	ILB	V. Johnson
TE	H. Brenner	OLB	P. Swilling
WR	B. Perriman	LCB	R. Massey
QB	S. Walsh	RCB	T. Cook
HB	R. Mayes	SS	B. Maxie
RB	C. Heyward	FS	G. Atkins

History

Giants Stadium

January 13, 1991

## 1990 NFC Divisional

## New York Giants 31, Chicago Bears 3

Weather: 32 degrees; wind NW 13 mph

Attendance: 77,025

	1	2	3	4	Final
Chicago Bears	0	3	0	0	3
New York Giants	10	7	7	7	31

Team	Q	Play	CHI	NYG
NYG	1	Bahr 46-yard field goal	0	3
NYG	1	Baker 21-yard pass from Hostetler (Bahr kick)	0	10
CHI	2	Butler 33-yard field goal	3	10
NYG	2	Cross 5-yard pass from Hostetler (Bahr kick)	3	17
NYG	3	Hostetler 3-yard run (Bahr kick)	3	24
NYG	4	Carthon 1-yard run (Bahr kick)	3	31

## FINAL INDIVIDUAL STATISTICS

Chicago Bears					New York Giants												
<b>RUSHING</b>	NO	YDS	AVG	LG	TD	<b>RUSHING</b>	NO	YDS	AVG	LG	TD						
Anderson	12	19	1.6	9	0	Anderson	21	80	3.8	10	0						
Muster	4	8	2.0	3	0	Tillman	9	31	3.4	6	0						
						Carthon	8	19	2.4	5	1						
						Hostetler	6	43	7.2	11	1						
						Meggett	2	18	9.0	10	0						
						Hampton	2	3	1.5	3	0						
<b>RECEIVING</b>	NO	YDS	AVG	LG	TD	<b>RECEIVING</b>	NO	YDS	AVG	LG	TD						
Anderson	4	23	5.8	12	0	Baker	3	58	19.3	25	1						
Davis	3	76	25.3	37	0	Bavaro	3	25	8.3	11	0						
Thorton	3	28	9.3	18	0	Ingram	1	12	12.0	12	0						
Muster	3	21	7.0	20	0	Mrosko	1	6	6.0	6	0						
Gentry	2	23	11.5	12	0	Anderson	1	6	6.0	6	0						
Morris	1	24	24.0	24	0	Cross	1	5	5.0	5	1						
Kozlowski	1	10	10.0	10	0												
<b>INTERCEPTIONS</b>	NO	YDS	AVG	LG	TD	<b>INTERCEPTIONS</b>	NO	YDS	AVG	LG	TD						
None						Walls	1	37	37.0	37	0						
						Collins	1	11	11.0	11	0						
<b>PUNTING</b>	NO	YDS	AVG	LG	IN20	TB	<b>PUNTING</b>	NO	YDS	AVG	LG	IN20	TB				
Buford	2	84	42.0	50	1	0	Landeta	3	122	40.7	51	0	0				
<b>PUNT RETURNS</b>	NO	YDS	AVG	LG	TD	<b>PUNT RETURNS</b>	NO	YDS	AVG	LG	TD						
Bailey	2	3	1.5	2	0	Meggett	1	13	13.0	13	0						
<b>KICKOFF RET.</b>	NO	YDS	AVG	LG	TD	<b>KICKOFF RET.</b>	NO	YDS	AVG	LG	TD						
Bailey	2	61	30.5	44	0	Ingram	1	18	18.0	18	0						
Gentry	2	42	21.0	29	0												
Rouse	1	9	9.0	9	0												
<b>PASSING (CHI)</b>	ATT	COMP	YDS	PCT	TD	INT	LG	SK/YDS	<b>PASSING (NYG)</b>	ATT	COMP	YDS	PCT	TD	INT	LG	SK/YDS
Tomczak	36	17	205	47.2	0	2	37	0/0	Hostetler	17	10	112	58.8	2	0	25	3/18

TEAM STATISTICS		CHI	NYG
<b>Total First Downs</b>		11	28
By Rushing		0	1
By Passing		11	27
By Penalty		0	0
Third Down: Md/Att.	3/11	6/11	6/11
Third Down: Eff.	27%	43%	43%
<b>Total Net Yards</b>		232	288
Total Offensive Plays		52	60
Average Per Play		4.5	4.8
<b>Net Yards Rushing</b>		27	19
Total Rushing Plays		16	4
Avg. Per Rush		1.7	4.8
<b>Net Yards Passing</b>		205	9
Sacked/Yards Lost	0/0	3/1	3/1
Gross Yards Passing		205	11
Att.-Comp.-Int.	36-17-2	17-10-0	17-10-0
Completion Pct.	47.2	58.8	58.8
<b>Punts/Average</b>		2/42.0	3/40.0
<b>Penalties/Yards</b>		4/30	2/11
<b>Fumbles/Lost</b>		0/0	1/1
<b>Field Goals</b>		3	4

— Denotes Converted Field Goal

## Chicago Bears Starting Lineups

WR	W. Davis	LLE	T. Armstrong
LT	J. Covert	LT	W. Perry
LG	M. Bortz	RT	S. McMichael
C	J. Hilgenberg	RE	R. Dent
RG	T. Thayer	LLB	R. Rivera
RT	K. Van Horn	MLB	M. Singletary
TE	J. Thornton	RLB	J. Morrissey
WR	R. Morris	LCB	D. Woolford
QB	M. Tomczak	RCB	V. Jackson
FB	B. Muster	SS	S. Gayle
RB	N. Anderson	FS	M. Carrier

## New York Giants Starting Lineups

WR	M. Ingram	LE	J. Washington
LT	J. Elliott	LT	M. Fox
LG	W. Roberts	RT	E. Howard
C	B. Oates	RE	L. Marshall
RG	E. Moore	LLB	C. Banks
RT	D. Riesenberg	MLB	P. Johnson
TE	M. Bavaro	RLB	L. Taylor
WR	S. Baker	LCB	M. Collins
QB	J. Hostetler	RCB	E. Walls
RB	O. Anderson	SS	G. Jackson
FB	M. Carthon	FS	M. Guyton

# History

## Bears Playoff Game Summaries

**GSH**

Soldier Field

December 29, 1991

**1991 NFC First Round**
**Dallas Cowboys 17, Chicago Bears 13**

Weather: 35 degrees; wind NW 9 mph

Attendance: 62,594

	1	2	3	4	Final
Dallas Cowboys	10	0	7	0	17
Chicago Bears	0	3	3	7	13

Team	Q	Play	DAL	CHI
DAL	1	Willis 27-yard field goal	3	0
DAL	1	Smith 1-yard run (Willis kick)	10	0
CHI	2	Butler 19-yard field goal	10	3
CHI	3	Butler 43-yard field goal	10	6
DAL	3	Novacek 3-yard pass from Beuerlein (Willis kick)	17	6
CHI	4	Waddle 6-yard pass from Harbaugh (Butler kick)	17	13

**FINAL INDIVIDUAL STATISTICS**

Chicago Bears					
RUSHING	NO	YDS	AVG	LG	TD
Anderson	13	34	2.6	15	0
Lewis	9	65	7.2	11	0
Harbaugh	7	26	3.7	9	0
Muster	5	25	5.0	9	0

RECEIVING					
	NO	YDS	AVG	LG	TD
Waddle	9	104	11.6	19	1
Davis	7	79	11.3	17	0
Anderson	3	5	1.7	8	0
Lewis	2	18	9.0	11	0
Rivera	1	15	15.0	15	0
Thornton	1	12	12.0	12	0

INTERCEPTIONS					
	NO	YDS	AVG	LG	TD
None					

PUNTING					
	NO	YDS	AVG	LG	IN20
Blocked	1				

PUNT RETURNS					
	NO	YDS	AVG	LG	TD
Woolford	2	5	2.5	5	0

KICKOFF RET.					
	NO	YDS	AVG	LG	TD
Lewis	3	44	14.7	26	0
Green	1	15	15.0	15	0

PASSING (CHI)								
	ATT	COMP	YDS	PCT	TD	INT	LG	SK/YDS
Harbaugh	44	22	218	50.0	1	2	19	3/11
Buford	1	1	15	100.0	0	0	15	0/0

PASSING (DAL)								
	ATT	COMP	YDS	PCT	TD	INT	LG	SK/YDS
Beuerlein	18	9	180	50.0	1	0	45	0/0

TEAM STATISTICS		
	CHI	DAL
<b>Total First Downs</b>	26	15
By Rushing	12	6
By Passing	14	7
By Penalty	0	2
Third Down: Md/Att.	10/17	3/9
Third Down: Eff.	59%	33%
<b>Total Net Yards</b>	372	288
Total Offensive Plays	82	48
Average Per Play	4.5	6.0
<b>Net Yards Rushing</b>	150	108
Total Rushing Plays	34	30
Avg. Per Rush	4.4	3.6
<b>Net Yards Passing</b>	222	180
Sacked/Yards Lost	3/11	0/0
Gross Yards Passing	233	180
Att.-Comp.-Int.	45-23-2	18-9-0
Completion Pct.	51.1	50.0
<b>Punts/Average</b>	1/0.0	3/44.7
<b>Penalties/Yards</b>	4/16	2/16
<b>Fumbles/Lost</b>	1/1	2/0
<b>Field Goals</b>	19, 43	27, 38,

— Denotes Converted Field Goal 47

**Chicago Bears Starting Lineups**

WR W. Davis	LE T. Armstrong
LT J. Wojciechowski	LT S. McMichael
LG M. Bortz	RT W. Perry
C J. Hilgenberg	RE R. Dent
RG T. Thayer	LLB R. Rivera
RT K. Van Horne	MLB M. Singletary
TE K. Jennings	RLB J. Morrissey
WR T. Waddle	LCB D. Woolford
QB J. Harbaugh	RCB L. Stinson
FB B. Muster	SS S. Gayle
RB N. Anderson	FS M. Carrier

**Dallas Cowboys Starting Lineups**

TE R. Awall	LE T. Tolbert
LT M. Tuinei	LT T. Casillas
LG K. Gogan	RT R. Maryland
C M. Stepnoski	RE J. Jeffcoat
RG J. Gesek	SLB K. Norton
RT N. Newton	MLB J. Del Rio
TE J. Novacek	WLB V. Smith
TE A. Roberts	LCB I. Holt
WR M. Irvin	RCB L. Brown
QB S. Beuerlein	SS J. Washington
RB E. Smith	FS R. Horton

History

HHH Metrodome

January 1, 1995

### 1994 NFC First Round Chicago Bears 35, Minnesota Vikings 18

Weather: Indoors

Attendance: 60,347

	1	2	3	4	Final
Chicago Bears	0	14	7	14	35
Minnesota Vikings	3	6	3	6	18

Team	Q	Play	CHI	MIN
MIN	1	Reveiz 29-yard field goal	0	3
CHI	2	Tillman 1-yard run (Butler kick)	7	3
CHI	2	Jennings 9-yard pass from Walsh (Butler kick)	14	3
MIN	2	Carter 4-yard pass from Moon (Two-pt failed)	14	9
CHI	3	Harris 29-yard run (Butler kick)	21	9
MIN	3	Reveiz 48-yard field goal	21	12
CHI	4	Graham 21-yard pass from Walsh (Butler kick)	28	12
MIN	4	Lee 11-yard pass from Moon (Two-pt attempt failed)	28	18
CHI	4	Miniefield 48-yard fumble return (Butler kick)	35	18

TEAM STATISTICS	CHI	MIN
<b>Total First Downs</b>	<b>18</b>	
By Rushing	5	
By Passing	11	
By Penalty	2	
Third Down: Md/Alt.	5/11	11/11
Third Down: Eff.	45%	55%
<b>Total Net Yards</b>	<b>308</b>	<b>311</b>
Total Offensive Plays	54	54
Average Per Play	5.7	5.8
<b>Net Yards Rushing</b>	<b>94</b>	<b>117</b>
Total Rushing Plays	30	30
Avg. Per Rush	3.1	3.9
<b>Net Yards Passing</b>	<b>214</b>	<b>194</b>
Sacked/Yards Lost	1/7	2/11
Gross Yards Passing	221	35
Att.-Comp.-Int.	23-15-1	61-33-1
Completion Pct.	65.2	54.1
<b>Punts/Average</b>	<b>3/38.7</b>	<b>4/32.0</b>
<b>Penalties/Yards</b>	<b>6/30</b>	<b>11/71</b>
<b>Fumbles/Lost</b>	<b>1/1</b>	<b>3/3</b>
<b>Field Goals</b>	<b>29.5</b>	

#### FINAL INDIVIDUAL STATISTICS

##### Chicago Bears

RUSHING	NO	YDS	AVG	LG	TD
Harris	13	67	5.2	29f	1
Tillman	11	19	1.7	8	1
Walsh	5	5	1.0	5	0
Graham	1	3	3.0	3	0

RECEIVING	NO	YDS	AVG	LG	TD
Graham	4	108	27.0	52	1
Conway	4	56	14.0	23	0
Harris	3	20	6.7	8	0
Carter	1	16	16.0	16	0
Jennings	1	9	9.0	9f	1
Tillman	1	7	7.0	7	0
Green	1	5	5.0	5	0

INTERCEPTIONS	NO	YDS	AVG	LG	TD
Lincoln	1	12	12.0	12	0
Minter	1	7	7.0	7	0

PUNTING	NO	YDS	AVG	LG	IN20	TB
Gardocki	3	116	38.7	45	1	0

PUNT RETURNS	NO	YDS	AVG	LG	TD
Graham	1	1	1.0	1	0

KICKOFF RET.	NO	YDS	AVG	LG	TD
Lewis	2	47	23.5	28	0
Green	1	18	18.0	18	0

PASSING (CHI)	ATT	COMP	YDS	PCT	TD	INT	LG	SK/YDS
Walsh	23	15	221	65.2	2	1	52	1/7

PASSING (MIN)	ATT	COMP	YDS	PCT	TD	INT	LG	SK/YDS
Moon	52	29	292	55.8	2	2	38	2/11
Salisbury	9	4	59	44.4	0	0	18	0/0

##### Minnesota Vikings

RUSHING	NO	YDS	AVG	LG	TD
Allen	12	27	2.3	10	0
Graham	4	13	3.3	9	0
Moon	2	9	4.5	9	0
Smith	1	0	0.0	0	0

RECEIVING	NO	YDS	AVG	LG	TD
Lee	11	159	14.5	38	1
Carter	8	61	7.6	19	1
Jordan	4	35	8.8	16	0
Reed	3	39	13.0	18	0
Ismail	3	29	9.7	20	0
Jordan	2	16	8.0	11	0
Palmer	1	11	11.0	11	0
Allen	1	1	1.0	1	0

INTERCEPTIONS	NO	YDS	AVG	LG	TD
Parker	1	10	10.0	10	0

PUNTING	NO	YDS	AVG	LG	IN20	TB
Saxon	4	131	32.8	34	3	0

PUNT RETURNS	NO	YDS	AVG	LG	TD
Palmer	0	0	0.0	0	0

KICKOFF RET.	NO	YDS	AVG	LG	TD
Smith	6	132	22.0	58	0

— Denotes Converted Field Goal

##### Chicago Bears Starting Lineups

WR J. Graham	LE T. Armstrong
LT A. Heck	LT C. Simpson
LG T. Perry	RT C. Zorich
C J. Fontenot	RE A. Spellman
RG J. Leeuwenburg	WLB J. Cain
RT J. Williams	MLB D. Jones
TE M. Cook	SLB V. Smith
WR C. Conway	LCB D. Woolford
QB S. Walsh	RCB M. Douglass
FB R. Harris	SS S. Gayle
RB L. Tillman	FS M. Carrier

##### Minnesota Vikings Starting Lineups

TE S. Jordan	LE R. Harms
TE A. Jordan	LT H. Thomas
LT T. Steussie	RT J. Randle
LG R. McDaniel	RE J. Harris
C J. Christy	SLB C. Jenkins
RG B. Dafney	MLB J. Del Rio
RT C. Hinton	WLB E. McDaniel
TE J. Gerek	LCB A. Parker
WR C. Carter	RCB D. Washington
QB W. Moon	SS T. Scott
RB T. Allen	FS V. Glenn



Soldier Field

January 19, 2002

## 2001 NFC Divisional

## Philadelphia Eagles 33, Chicago Bears 19

Weather: 31 degrees; wind W 8 mph

Attendance: 66,944

	1	2	3	4	Final
Philadelphia Eagles	6	7	7	13	33
Chicago Bears	0	7	7	5	19

Team	Q	Play	PHI	CHI
PHI	1	Akers 34-yard field goal	3	0
PHI	1	Akers 23-yard field goal	6	0
CHI	2	Merritt 47-yard run (Edinger kick)	6	7
PHI	2	Martin 13-yard pass from McNabb (Akers kick)	13	7
CHI	3	Azumah 39-yard interception return (Edinger kick)	13	14
PHI	3	Staley 6-yard run (Akers kick)	20	14
CHI	4	Edinger 38-yard field goal	20	17
PHI	4	Akers 40-yard field goal	23	17
PHI	4	Akers 46-yard field goal	26	17
PHI	4	McNabb 5-yard run (Akers kick)	33	17
CHI	4	Safety; Landeta OB in end zone	33	19

## FINAL INDIVIDUAL STATISTICS

## Chicago Bears

RUSHING	NO	YDS	AVG	LG	TD
Thomas	15	36	2.4	6	0
Johnson	3	7	2.3	3	0
Allen	2	7	3.5	4	0
Merritt	1	47	47.0	47	1
White	1	15	15.0	15	0
Matthews	1	-1	-1.0	-1	0

RECEIVING	NO	YDS	AVG	LG	TD
White	4	30	7.5	12	0
Booker	2	18	9.0	14	0
Terrell	2	18	9.0	11	0
Thomas	1	11	11.0	11	0
Allen	1	9	9.0	9	0
Baxter	1	3	3.0	3	0

INTERCEPTIONS	NO	YDS	AVG	LG	TD
Azumah	1	39	39.0	39	1

PUNTING	NO	YDS	AVG	LG	IN20	TB
Maynard	5	191	38.2	54	1	0

PUNT RETURNS	NO	YDS	AVG	LG	TD
McQuarters	1	10	10.0	10	0
Johnson	1	3	3.0	3	0

KICKOFF RET.	NO	YDS	AVG	LG	TD
Denson	6	120	20.0	24	0
Johnson	2	60	30.0	32	0

PASSING (CHI)	ATT	COMP	YDS	PCT	TD	INT	LG	SK/YDS	RATING
Matthews	17	8	66	47.1	0	2	12	1/9	17.9
Miller	5	3	23	60.0	0	1	14	1/7	31.7

PASSING (PHI)	ATT	COMP	YDS	PCT	TD	INT	LG	SK/YDS	RATING
McNabb	40	26	262	65.0	2	1	43	2/13	89.8

TEAM STATISTICS	CHI	P
Total First Downs	10	
By Rushing	6	
By Passing	2	
By Penalty	2	
Third Down: Md/Att.	5/14	4/14
Third Down: Eff.	36%	27%
Total Net Yards	184	33
Total Offensive Plays	49	7
Average Per Play	3.7	4.7
Net Yards Rushing	111	1
Total Rushing Plays	23	1
Avg. Per Rush	4.8	2.0
Net Yards Passing	73	26
Sacked/Yards Lost	2/16	2/16
Gross Yards Passing	89	26
Att.-Comp.-Int.	22-11-3	40-26-6
Completion Pct.	50.0	65.0
Punts/Average	5/38.2	4/41.0
Penalties/Yards	1/5	6/60
Fumbles/Lost	1/1	0/0
Field Goals	38	34

\_\_\_ Denotes Converted Field Goal

## Chicago Bears Starting Lineups

WR D. Terrell	LE B. Robinson
LT B. Brockemeyer	LT T. Washington
LG R. Tucker	RT K. Traylor
C O. Kreuzt	RE P. Daniels
RG C. Villarral	WLB W. Holdman
RT J. Williams	MLB B. Urlacher
TE F. Baxter	SLB R. Colvin
WR M. Booker	LCB R. McQuarter
QB J. Miller	RCB W. Harris
RB A. Thomas	SS T. Parrish
TE J. Davis	FS M. Brown

## Philadelphia Eagles Starting Lineups

WR T. Pinkston	LE B. Whiting
LT Tr. Thomas	LT C. Simon
LG J. Welbourn	RT P. Grasmanis
C H. Fraley	RE H. Douglas
RG J. Mayberry	WLB M. Caldwell
RT J. Runyan	MLB J. Trotter
TE C. Lewis	SLB C. Emmons
WR J. Thrash	LCB T. Vincent
QB D. McNabb	RCB B. Taylor
RB D. Staley	SS D. Moore
FB C. Martin	FS B. Dawkins



**1920 (10-1-2, .909)**

George S. Halas,		Decatur	
Ed Sternaman — Coaches		Staleys	Opp
3	Moline Tractors	W	20 0
10	Kewanee	W	25 7
17	@ Rock Island Indep.	W	7 0
24	@ Chicago Tigers	W	10 0
31	@ Rockford	W	29 0
7	@ Rock Island Indep.	T	0 0
11	@ Champaign	W	20 0
14	@ Minneapolis Marines	W	3 0
21	Hammond Pros	W	28 7
25	@ Chicago Tigers	W	6 0
28	@ Chicago Cardinals	L	6 7
5	@ Chicago Cardinals	W	10 0
12	Akron Pros	T	0 0
		164	21

**1921 (9-1-1, .900)**

George S. Halas,		Chicago	
Ed Sternaman — Coaches		Staleys	Opp
10	@ Rock Island Indep.	W	14 10
16	Rochester Jeffersons	W	16 13
23	Dayton Triangles	W	7 0
6	Detroit Tigers	W	20 9
13	@ Rock Island Indep.	W	3 0
20	Cleveland Indians	W	22 7
24	Buffalo All-Americans	L	6 7
27	Green Bay Packers	W	20 0
4	Buffalo All-Americans	W	10 7
11	Canton Bulldogs	W	10 0
18	@ Chicago Cardinals	T	0 0
		128	53

**1922 (9-3, .750)**

George S. Halas,		Chicago	
Ed Sternaman — Coaches		Bears	Opp
1	Racine Legion	W	6 0
8	@ Rock Island Indep.	W	10 6
15	Rochester Jeffersons	W	7 0
22	Buffalo All-Americans	W	7 0
29	Canton Bulldogs	L	6 7
5	Dayton Triangles	W	9 0
12	Oorang Indians	W	33 6
19	@ Rock Island Indep.	W	3 0
26	Akron Pros	W	20 10
30	@ Chicago Cardinals	L	0 6
3	Toledo Maroons	W	22 0
10	@ Chicago Cardinals	L	0 9
		123	44

**1923 (9-2-1, .818)**

George S. Halas,		Chicago	
Ed Sternaman — Coaches		Bears	Opp
30	@ Rock Island Indep.	L	0 3
7	@ Racine Legion	W	3 0
14	@ Green Bay Packers	W	3 0
21	Canton Bulldogs	L	0 6
28	Buffalo All-Americans	W	18 3
4	Oorang Indians	W	26 0
11	Akron Pros	W	20 6
18	@ Rock Island Indep.	W	7 3
25	Hammond Pros	W	14 7
29	Chicago Cardinals	W	3 0
2	Milwaukee Badgers	T	0 0
9	@ Rock Island Indep.	W	29 7
		123	35

**1924 (6-1-4, .857)**

George S. Halas,		Chicago	
Ed Sternaman — Coaches		Bears	Opp
28	@ Rock Island Indep.	T	0 0
5	@ Cleveland Bulldogs	L	14 16
12	Racine Legion	T	10 10
19	@ Chicago Cardinals	W	6 0
26	Frankford Yel'jackets	W	33 3
2	@ Rock Island Indep.	T	3 3
9	Columbus Tigers	W	12 6
16	Racine Legion	T	3 3
23	Green Bay Packers	W	3 0
27	@ Chicago Cardinals	W	21 0
30	Milwaukee Badgers	W	31 14
		136	55

**1925 (9-5-3, .643)**

George S. Halas,		Bears	
Ed Sternaman — Coaches		Bears	Opp
20	@ Rock Island Indep.	T	0 0
27	@ Green Bay Packers	L	10 14
4	Detroit Panthers	T	0 0
11	Hammond Pros	W	28 7
18	Cleveland Bulldogs	W	7 0
25	@ Chicago Cardinals	L	0 9
1	Rock Island Indep.	W	6 0
8	Frankford Yel'jackets	W	19 0
15	Detroit Panthers	W	14 0
22	Green Bay Packers	W	21 0
26	Chicago Cardinals	T	0 0
29	Columbus Tigers	W	14 13
5	@ Frankford Yel'jackets	W	14 7
6	@ New York Giants	W	19 7
9	@ Providence Ste. Rol.	L	6 9
12	@ Detroit Panthers	L	0 21
13	New York Giants	L	0 9
		158	96

**1926 (12-1-3, .923)**

George S. Halas,		Bears	
Ed Sternaman — Coaches		Bears	Opp
19	@ Milwaukee Badgers	W	10 7
26	@ Green Bay Packers	T	6 6
3	@ Detroit Panthers	W	10 7
10	New York Giants	W	7 0
17	Chicago Cardinals	W	16 0
24	Duluth Eskimos	W	24 6
31	Akron Indians	W	17 0
7	Louisville Colonels	W	34 0
11	@ Chicago Cardinals	W	10 0
13	Milwaukee Badgers	W	10 7
21	Green Bay Packers	W	19 13
25	Chicago Cardinals	T	0 0
28	Canton Bulldogs	W	35 0
3	@ Frankford Yel'jackets	L	6 7
12	Pottsville Maroons	W	9 7
19	Green Bay Packers	T	3 3
		216	63

**1927 (9-3-2, .750)**

George S. Halas,		Bears	
Ed Sternaman — Coaches		Bears	Opp
25	@ Chicago Cardinals	W	9 0
2	@ Green Bay Packers	W	7 6
16	New York Yankees	W	12 0
23	Cleveland Bulldogs	W	14 12
30	Dayton Triangles	W	14 6
6	Providence Ste. Rol.	T	0 0
8	@ New York Yankees	L	6 26
13	Pottsville Maroons	W	30 12
20	Green Bay Packers	W	14 6
24	Chicago Cardinals	L	0 3
27	@ New York Giants	L	7 13
3	@ Frankford Yel'jackets	T	0 0
4	Frankford Yel'jackets	W	9 0
11	Duluth Eskimos	W	27 0
		149	84

**1928 (7-5-1, .636)**

George S. Halas,		Bears	
Ed Sternaman — Coaches		Bears	Opp
23	@ Chicago Cardinals	W	15 0
30	@ Green Bay Packers	T	12 12
14	New York Giants	W	13 0
21	Green Bay Packers	L	6 16
28	Detroit Wolverines	L	0 6
4	New York Yankees	W	27 0
11	Dayton Triangles	W	27 0
18	Pottsville Maroons	W	13 6
25	Detroit Wolverines	L	7 14
29	Chicago Cardinals	W	34 0
2	Frankford Yel'jackets	W	28 6
9	Green Bay Packers	L	0 6
15	@ Frankford Yel'jackets	L	0 19
		182	85

**1929 (4-9-2, .308)**

George S. Halas,		Bears	
Ed Sternaman — Coaches		Bears	Opp
22	@ Minneapolis Marines	W	19 6
29	@ Green Bay Packers	L	0 23
6	@ Minneapolis Marines	W	7 6
13	@ Buffalo Bisons	W	16 0

020	Chicago Cardinals	T	0 0
027	Minneapolis R'jackets	W	27 0
N 3	New York Giants	L	14 26
N10	Green Bay Packers	L	0 14
N16	@ Frankford Yel'jackets	L	14 20
N17	@ New York Giants	L	0 34
N24	Buffalo Bisons	L	7 19
N28	@ Chicago Cardinals	L	6 40
D 1	Frankford Yel'jackets	T	0 0
D 8	Green Bay Packers	L	0 25
D15	New York Giants	L	9 14
		119	227

**1930 (9-4-1, .692)**

Ralph Jones — Coach		Bears	
		Bears	Opp
S 21	Brooklyn Dodgers	T	0 0
S 28	@ Green Bay Packers	L	0 7
O 5	@ Minneapolis R'jackets	W	20 0
O12	New York Giants	L	0 12
O19	@ Chicago Cardinals	W	32 6
O22	@ Portsmouth Spartans	L	6 7
O26	Frankford Yel'jackets	W	13 7
N 2	Minneapolis R'jackets	W	20 7
N 9	Green Bay Packers	L	12 13
N16	@ New York Giants	W	12 0
N22	@ Frankford Yel'jackets	W	13 6
N27	Chicago Cardinals	W	6 0
N30	Portsmouth Spartans	W	14 6
D 7	Green Bay Packers	W	21 0
		169	71

**1931 (8-5, .615)**

Ralph Jones — Coach		Bears	
		Bears	Opp
S 18	Cleveland Indians	W	21 0
S 27	@ Green Bay Packers	L	0 7
O11	New York Giants	W	6 0
O18	Chicago Cardinals	W	26 13
O25	Frankford Yel'jackets	L	12 13
N 1	Green Bay Packers	L	2 6
N 8	Portsmouth Spartans	W	9 6
N15	New York Giants	W	12 6
N22	@ Brooklyn Dodgers	W	26 0
N26	Chicago Cardinals	W	18 7
N29	@ Portsmouth Spartans	L	0 3
D 6	Green Bay Packers	W	7 6
D13	New York Giants	L	6 25
		145	92

**1932 (7-1-6, .875)**

Ralph Jones — Coach		Bears	
		Bears	Opp
S 25	@ Green Bay Packers	T	0 0
O 2	@ Staten Isl. Stapletons	T	0 0
O 9	@ Chicago Cardinals	T	0 0
O16	Green Bay Packers	L	0 2
O23	Staten Isl. Stapletons	W	27 7
O30	@ Boston Braves	T	7 7
N 6	@ New York Giants	W	28 8
N13	Portsmouth Spartans	T	13 13
N20	Brooklyn Dodgers	W	20 0
N24	Chicago Cardinals	W	34 0
N27	@ Portsmouth Spartans	T	7 7
D 4	New York Giants	W	6 0
D11	Green Bay Packers	W	9 0
D18	Portsmouth Spartans	W	9 0
		160	44

**1933 (10-2-1, .833)**

George S. Halas — Coach		Bears	
		Bears	Opp
S 24	@ Green Bay Packers	W	14 7
O 1	Boston Redskins	W	7 0
O 8	@ Brooklyn Dodgers	W	10 0
O15	Chicago Cardinals	W	12 9
O22	Green Bay Packers	W	10 7
O29	New York Giants	W	14 10
N 5	@ Boston Redskins	L	0 10
N12	@ Philadelphia Eagles	T	3 3
N19	@ New York Giants	L	0 3
N26	Portsmouth Spartans	W	17 14
N30	Chicago Cardinals	W	22 6
D 3	@ Portsmouth Spartans	W	17 7
D10	Green Bay Packers	W	7 6
		133	82

**PLAYOFFS**

D17	New York Giants	W	23 21
-----	-----------------	---	-------

### 1934 (13-0, 1.000)

George S. Halas — Coach	Bears	Opp
S 23 @ Green Bay Packers	W	24 10
S 30 @ Cincinnati Reds	W	21 3
O 7 @ Brooklyn Dodgers	W	21 7
O 10 @ Pittsburgh Pirates	W	28 0
O 14 Chicago Cardinals	W	20 0
O 21 Cincinnati Reds	W	41 7
O 28 Green Bay Packers	W	27 14
N 4 New York Giants	W	27 7
N 11 @ Boston Redskins	W	21 0
N 18 @ New York Giants	W	10 9
N 25 Chicago Cardinals	W	17 6
N 29 @ Detroit Lions	W	19 16
D 2 Detroit Lions	W	10 7
		286 86

#### PLAYOFFS

D 9 @ New York Giants	L	13 30
-----------------------	---	-------

### 1935 (6-4-2, .600)

George S. Halas — Coach	Bears	Opp
S 22 @ Green Bay Packers	L	0 7
S 29 @ Pittsburgh Pirates	W	23 7
O 13 @ Philadelphia Eagles	W	39 0
O 20 Brooklyn Dodgers	W	24 14
O 27 Green Bay Packers	L	14 17
N 3 @ New York Giants	W	20 3
N 10 @ Boston Redskins	W	30 14
N 17 New York Giants	L	0 3
N 24 Detroit Lions	T	20 20
N 28 @ Detroit Lions	L	2 14
D 1 Chicago Cardinals	T	7 7
D 8 Chicago Cardinals	W	13 0
		192 106

### 1936 (9-3, .750)

George S. Halas — Coach	Bears	Opp
S 20 @ Green Bay Packers	W	30 3
S 27 @ Philadelphia Eagles	W	17 0
O 4 @ Pittsburgh Pirates	W	27 9
O 11 Chicago Cardinals	W	7 3
O 18 Pittsburgh Pirates	W	26 7
O 25 Detroit Lions	W	12 10
N 1 Green Bay Packers	L	10 21
N 8 @ New York Giants	W	25 7
N 15 @ Boston Redskins	W	26 0
N 22 @ Philadelphia Eagles	W	28 7
N 26 @ Detroit Lions	L	7 13
N 29 Chicago Cardinals	L	7 14
		222 94

### 1937 (9-1-1, .900)

George S. Halas — Coach	Bears	Opp
S 19 @ Green Bay Packers	W	14 2
O 4 @ Pittsburgh Steelers	W	7 0
O 10 @ Cleveland Rams	W	20 2
O 17 Chicago Cardinals	W	16 7
O 24 Detroit Lions	W	28 20
O 31 @ New York Giants	T	3 3
N 7 Green Bay Packers	L	14 24
N 14 Brooklyn Dodgers	W	29 7
N 25 @ Detroit Lions	W	13 0
N 28 Cleveland Rams	W	15 7
D 5 Chicago Cardinals	W	42 28
		201 100

#### PLAYOFFS

D 12 Washington Redskins	L	21 28
--------------------------	---	-------

### 1938 (6-5, .545)

George S. Halas — Coach	Bears	Opp
S 11 Chicago Cardinals	W	16 13
S 18 @ Green Bay Packers	W	2 0
O 2 @ Philadelphia Eagles	W	28 6
O 9 @ Cleveland Rams	L	7 14
O 16 Chicago Cardinals	W	34 28
O 23 Cleveland Rams	L	21 23
O 30 Detroit Lions	L	7 13
N 6 Green Bay Packers	L	17 24
N 13 Washington Redskins	W	31 7
N 20 @ Brooklyn Dodgers	W	24 6
N 24 @ Detroit Lions	L	7 14
		194 148

### 1939 (8-3, .727)

George S. Halas — Coach	Bears	Opp
S 15 Cleveland Rams	W	30 21
S 24 @ Green Bay Packers	L	16 21
O 2 @ Pittsburgh Steelers	W	32 0
O 8 @ Cleveland Rams	W	35 21
O 15 Chicago Cardinals	W	44 7
O 22 @ New York Giants	L	13 16
O 29 Detroit Lions	L	0 10
N 5 Green Bay Packers	W	30 27
N 12 @ Detroit Lions	W	23 13
N 19 Philadelphia Eagles	W	27 14
N 26 Chicago Cardinals	W	48 7
		298 157

### 1940 (8-3, .727)

George S. Halas — Coach	Bears	Opp
S 22 @ Green Bay Packers	W	41 0
S 25 @ Chicago Cardinals	L	7 21
O 6 @ Cleveland Rams	W	21 14
O 13 Detroit Lions	W	7 0
O 20 Brooklyn Dodgers	W	16 7
O 27 @ New York Giants	W	37 21
N 3 Green Bay Packers	W	14 7
N 10 @ Detroit Lions	L	14 17
N 17 @ Washington Redskins	L	3 7
N 24 Cleveland Rams	W	47 25
D 1 Chicago Cardinals	W	31 23
		238 152

#### PLAYOFFS

D 8 @ Washington Redskins	W	73 0
---------------------------	---	------

### 1941 (10-1, .909)

George S. Halas — Coach	Bears	Opp
S 28 @ Green Bay Packers	W	25 17
O 5 @ Cleveland Rams	W	48 21
O 12 Chicago Cardinals	W	53 7
O 19 Detroit Lions	W	49 0
O 26 Pittsburgh Steelers	W	34 7
N 2 Green Bay Packers	L	14 16
N 9 Cleveland Rams	W	31 13
N 16 Washington Redskins	W	35 21
N 23 @ Detroit Lions	W	24 7
N 30 @ Philadelphia Eagles	W	49 14
D 7 @ Chicago Cardinals	W	34 24
		396 147

#### PLAYOFFS

D 14 Green Bay Packers	W	33 14
D 21 New York Giants	W	37 9

### 1942 (11-0, 1.000)

George S. Halas — Coach	Bears	Opp
S 27 @ Green Bay Packers	W	44 28
O 4 @ Cleveland Rams	W	21 7
O 11 Chicago Cardinals	W	41 14
O 18 New York Giants	W	26 7
O 25 Philadelphia Eagles	W	45 14

#### Heartley "Hunk" Anderson

Luke Johnsons — Coaches	Bears	Opp
N 1 Detroit Lions	W	16 0
N 8 @ Brooklyn Dodgers	W	35 0
N 15 Green Bay Packers	W	38 7
N 22 @ Detroit Lions	W	42 0
N 29 Cleveland Rams	W	47 0
D 6 @ Chicago Cardinals	W	21 7
		376 84

#### PLAYOFFS

D 13 @ Washington Redskins	L	6 14
----------------------------	---	------

### 1943 (8-1-1, .889)

Heartley "Hunk" Anderson	Bears	Opp
Luke Johnsons — Coaches		
S 26 @ Green Bay Packers	T	21 21
O 3 @ Detroit Lions	W	27 21
O 10 Chicago Cardinals	W	20 0
O 17 Philadelphia "Steagles"	W	48 21
O 24 Brooklyn Dodgers	W	33 21
O 31 Detroit Lions	W	35 14
N 7 Green Bay Packers	W	21 7
N 14 @ New York Giants	W	56 7
N 21 @ Washington Redskins	L	7 21
N 28 @ Chicago Cardinals	W	35 24
		303 157

#### PLAYOFFS

D 26 Washington Redskins	W	41 21
--------------------------	---	-------

### 1944 (6-3-1, .667)

Heartley "Hunk" Anderson,	Bears	Opp
Luke Johnsons — Coaches		
S 24 @ Green Bay Packers	L	28 4
O 8 @ Cleveland Rams	L	7 1
O 15 Cardinal-Pittsburgh	W	34 7
O 22 Detroit Lions	T	21 2
O 29 Cleveland Rams	W	28 2
N 5 Green Bay Packers	W	21 1
N 12 Boston Yanks	W	21 1
N 19 @ Detroit Lions	L	21 1
N 26 @ Philadelphia Eagles	W	28 21
D 3 @ Cardinal-Pittsburgh	W	49 7
		258 17

### 1945 (3-7, .300)

Heartley "Hunk" Anderson	Bears	Opp
Luke Johnsons — Coaches		
S 30 @ Green Bay Packers	L	21 31
O 7 @ Cleveland Rams	L	0 17
O 14 Chicago Cardinals	L	7 16
O 21 Cleveland Rams	L	21 41
O 28 @ Detroit Lions	L	10 16
N 4 Green Bay Packers	W	28 24
N 11 Detroit Lions	L	28 35
N 18 @ Washington Redskins	L	21 28
N 25 Pittsburgh Steelers	W	28 7
D 2 @ Chicago Cardinals	W	28 2
		192 237

### 1946 (8-2-1, .800)

George S. Halas — Coach	Bears	Opp
S 29 @ Green Bay Packers	W	30 7
O 6 @ Chicago Cardinals	W	34 17
O 13 Los Angeles Rams	T	28 28
O 20 Philadelphia Eagles	W	21 14
O 27 @ New York Giants	L	0 14
N 3 Green Bay Packers	W	10 7
N 10 @ Los Angeles Rams	W	27 21
N 17 Washington Redskins	W	24 20
N 24 Detroit Lions	W	42 6
D 1 Chicago Cardinals	L	28 35
D 8 @ Detroit Lions	W	45 24
		289 193

#### PLAYOFFS

D 15 @ New York Giants	W	24 14
------------------------	---	-------

### 1947 (8-4, .667)

George S. Halas — Coach	Bears	Opp
S 28 @ Green Bay Packers	L	20 29
O 5 @ Chicago Cardinals	L	7 31
O 12 Philadelphia Eagles	W	40 7
O 19 Detroit Lions	W	33 24
O 26 @ Washington Redskins	W	56 20
N 2 @ Boston Yanks	W	28 24
N 9 Green Bay Packers	W	20 17
N 16 @ Los Angeles Rams	W	41 21
N 23 Pittsburgh Steelers	W	49 7
N 27 @ Detroit Lions	W	34 14
D 7 Los Angeles Rams	L	14 17
D 14 Chicago Cardinals	L	21 30
		363 241

### 1948 (10-2, .833)

George S. Halas — Coach	Bears	Opp
S 26 @ Green Bay Packers	W	45 7
O 4 @ Chicago Cardinals	W	28 17
O 10 Los Angeles Rams	W	42 21
O 17 Detroit Lions	W	28 0
O 24 @ Philadelphia Eagles	L	7 12
O 31 New York Giants	W	35 14
N 7 @ Los Angeles Rams	W	21 6
N 14 Green Bay Packers	W	7 6
N 21 @ Boston Yanks	W	51 17
N 28 Washington Redskins	W	48 13
D 5 @ Detroit Lions	W	42 14
D 12 Chicago Cardinals	L	21 24
		375 151

### 1949 (9-3, .750)

George S. Halas — Coach	Bears	Opp
S 25 @ Green Bay Packers	W	17 0
C 2 @ Chicago Cardinals	W	17 7
C 9 Los Angeles Rams	L	16 31
O16 Philadelphia Eagles	W	38 21
O23 @ New York Giants	L	28 35
O30 @ Los Angeles Rams	L	24 27
N 6 Green Bay Packers	W	24 3
N13 Detroit Lions	W	27 24
N22 @ Washington Redskins	W	31 21
N24 @ Detroit Lions	W	28 7
O 4 Pittsburgh Steelers	W	30 21
D11 Chicago Cardinals	W	52 21
		332 218

### 1950 (9-3, .750)

George S. Halas — Coach	Bears	Opp
S 17 @ Los Angeles Rams	W	24 20
S 24 @ San Francisco 49ers	W	32 20
O 1 @ Green Bay Packers	L	21 31
O 8 Chicago Cardinals	W	27 6
O15 Green Bay Packers	W	28 14
O29 @ New York Yanks	L	27 38
N 5 @ Detroit Lions	W	35 21
N12 New York Yanks	W	28 20
N19 San Francisco 49ers	W	17 0
N26 Los Angeles Rams	W	24 14
D 3 @ Chicago Cardinals	L	10 20
D10 Detroit Lions	W	6 3
		279 207

#### PLAYOFFS

D17 @ Los Angeles Rams	L	14 24
------------------------	---	-------

### 1951 (7-5, .583)

George S. Halas — Coach	Bears	Opp
S 30 @ Green Bay Packers	W	31 20
O 7 @ Chicago Cardinals	L	14 28
D14 New York Yanks	W	24 21
O21 San Francisco 49ers	W	13 7
N 4 @ Detroit Lions	W	28 23
N 4 @ Washington Redskins	W	27 0
N14 Detroit Lions	L	28 41
N18 Green Bay Packers	W	24 13
N25 @ Cleveland Browns	L	21 42
D 2 Los Angeles Rams	L	17 42
D 9 @ New York Yanks	W	45 21
D16 Chicago Cardinals	L	14 24
		286 282

### 1952 (5-7, .416)

George S. Halas — Coach	Bears	Opp
S 28 @ Green Bay Packers	W	24 14
O 5 @ Chicago Cardinals	L	10 21
D12 Dallas Texans	W	38 20
D19 San Francisco 49ers	L	16 40
O26 @ Los Angeles Rams	W	7 31
N 2 @ San Francisco 49ers	W	20 17
N 9 Green Bay Packers	L	28 41
N16 Los Angeles Rams	L	24 40
N23 Detroit Lions	W	24 23
N27 @ Dallas Texans	L	23 27
D 7 @ Detroit Lions	L	21 45
D14 Chicago Cardinals	W	10 7
		245 326

### 1953 (3-8-1, .273)

George S. Halas — Coach	Bears	Opp
S 27 @ Baltimore Colts	L	9 13
O 4 @ Green Bay Packers	W	17 13
D11 Baltimore Colts	L	14 16
D18 San Francisco 49ers	L	28 35
O25 @ Los Angeles Rams	L	24 28
N 1 @ San Francisco 49ers	L	14 24

N 8 Green Bay Packers	T	21 21
N15 @ Washington Redskins	W	27 24
N22 Detroit Lions	L	16 20
N29 Los Angeles Rams	W	24 21
D 6 @ Detroit Lions	L	7 13
D13 Chicago Cardinals	L	17 24
		218 262

### 1954 (8-4, .667)

George S. Halas — Coach	Bears	Opp
S 26 @ Detroit Lions	L	23 48
O 3 @ Green Bay Packers	W	10 3
O10 Baltimore Colts	W	28 9
O17 San Francisco 49ers	L	24 31
O24 @ Los Angeles Rams	L	38 42
O31 @ San Francisco 49ers	W	31 27
N 7 Green Bay Packers	W	28 23
N14 Cleveland Browns	L	10 39
N21 @ Baltimore Colts	W	28 13
N28 Los Angeles Rams	W	24 13
D 5 @ Chicago Cardinals	W	29 7
D12 Detroit Lions	W	28 24
		301 279

### 1955 (8-4, .667)

George S. Halas — Coach	Bears	Opp
S 25 @ Baltimore Colts	L	17 23
O 2 @ Green Bay Packers	L	3 24
O 9 San Francisco 49ers	L	19 20
O16 Baltimore Colts	W	38 10
O23 @ San Francisco 49ers	W	34 23
O30 @ Los Angeles Rams	W	31 20
N 6 Green Bay Packers	W	52 21
N13 Los Angeles Rams	W	24 3
N20 @ Detroit Lions	W	24 14
N27 @ Chicago Cardinals	L	14 53
D 4 Detroit Lions	W	21 20
D11 Philadelphia Eagles	W	17 10
		294 251

### 1956 (9-2-1, .818)

John Paddy Driscoll — Coach	Bears	Opp
S 30 @ Baltimore Colts	L	21 28
O 7 @ Green Bay Packers	W	37 21
O14 San Francisco 49ers	W	31 7
O21 Baltimore Colts	W	58 27
O28 @ San Francisco 49ers	W	38 21
N 4 @ Los Angeles Rams	W	35 24
N11 Green Bay Packers	W	38 14
N18 Los Angeles Rams	W	30 21
N25 @ New York Giants	T	17 17
D 2 @ Detroit Lions	L	10 42
D 9 Chicago Cardinals	W	10 3
D16 Detroit Lions	W	38 21
		363 246

#### PLAYOFFS

D30 @ New York Giants	L	7 47
-----------------------	---	------

### 1957 (5-7, .417)

John Paddy Driscoll — Coach	Bears	Opp
S 29 @ Green Bay Packers	L	17 21
O 5 @ Baltimore Colts	L	10 21
O13 San Francisco 49ers	L	17 21
O20 Los Angeles Rams	W	34 26
O27 @ San Francisco 49ers	L	17 21
N 3 @ Los Angeles Rams	W	16 10
N10 Green Bay Packers	W	21 14
N17 Baltimore Colts	L	14 29
N24 @ Detroit Lions	W	27 7
D 1 Washington Redskins	L	3 14
D 8 @ Chicago Cardinals	W	14 6
D15 Detroit Lions	L	13 21
		203 211

### 1958 (8-4, .667)

George S. Halas — Coach	Bears	Opp
S 27 @ Green Bay Packers	W	34 20
O 4 @ Baltimore Colts	L	38 51
O12 San Francisco 49ers	W	28 6
O19 Los Angeles Rams	W	31 10
O26 @ San Francisco 49ers	W	27 14
N 2 @ Los Angeles Rams	L	35 41
N 9 Green Bay Packers	W	24 10
N16 Baltimore Colts	L	0 17
N23 @ Detroit Lions	W	20 7
N30 @ Pittsburgh Steelers	L	10 24
D 7 Chicago Cardinals	W	30 14
D14 Detroit Lions	W	21 16
		298 230

### 1959 (8-4, .667)

George S. Halas — Coach	Bears	Opp
S 27 @ Green Bay Packers	L	6 9
O 3 @ Baltimore Colts	W	26 21
O11 Los Angeles Rams	L	21 28
O18 Baltimore Colts	L	7 21
O25 @ San Francisco 49ers	L	17 20
N 1 @ Los Angeles Rams	W	26 21
N 8 Green Bay Packers	W	28 17
N15 San Francisco 49ers	W	14 3
N22 @ Detroit Lions	W	24 14
N29 @ Chicago Cardinals	W	31 7
D 6 Pittsburgh Steelers	W	27 21
D13 Detroit Lions	W	25 14
		252 196

### 1960 (5-6-1, .455)

George S. Halas — Coach	Bears	Opp
S 25 @ Green Bay Packers	W	17 14
O 2 @ Baltimore Colts	L	7 42
O 9 Los Angeles Rams	W	34 27
O16 San Francisco 49ers	W	27 10
O23 @ Los Angeles Rams	T	24 24
O30 @ San Francisco 49ers	L	7 25
N13 Baltimore Colts	L	20 24
N20 Detroit Lions	W	28 7
N27 Dallas Cowboys	W	17 7
D 4 Green Bay Packers	L	13 41
D11 @ Cleveland Browns	L	0 42
D18 @ Detroit Lions	L	0 36
		194 299

### 1961 (8-6, .571)

George S. Halas — Coach	Bears	Opp
S 17 @ Minnesota Vikings	L	13 37
S 23 @ Los Angeles Rams	W	21 17
O 1 @ Green Bay Packers	L	0 24
O 8 @ Detroit Lions	W	31 17
O15 Baltimore Colts	W	24 10
O22 San Francisco 49ers	W	31 0
O29 @ Baltimore Colts	W	21 20
N 5 @ Philadelphia Eagles	L	14 16
N12 Green Bay Packers	L	28 31
N19 @ San Francisco 49ers	L	31 41
N26 Los Angeles Rams	W	28 24
D 3 Detroit Lions	L	15 16
D10 Cleveland Browns	W	17 14
D17 Minnesota Vikings	W	52 35
		326 302

## 1962 (9-5, .643)

	Bears	Opp
George S. Halas — Coach		
S 16 @ San Francisco 49ers	W	30 14
S 23 @ Los Angeles Rams	W	27 23
S 30 @ Green Bay Packers	L	0 49
O 7 @ Minnesota Vikings	W	13 0
O 14 San Francisco 49ers	L	27 34
O 21 Baltimore Colts	W	35 15
O 28 @ Detroit Lions	L	3 11
N 4 Green Bay Packers	L	7 38
N 11 Minnesota Vikings	W	31 30
N 18 @ Dallas Cowboys	W	34 33
N 25 @ Baltimore Colts	W	57 0
D 9 New York Giants	L	24 26
D 9 Los Angeles Rams	W	30 14
D 16 Detroit Lions	W	3 0
	321	287

## 1963 (11-1-2, .917)

	Bears	Opp
George S. Halas — Coach		
S 15 @ Green Bay Packers	W	10 3
S 22 @ Minnesota Vikings	W	28 7
S 29 @ Detroit Lions	W	37 21
O 6 Baltimore Colts	W	10 3
O 13 @ Los Angeles Rams	W	52 14
O 20 @ San Francisco 49ers	L	14 20
O 27 Philadelphia Eagles	W	16 7
N 3 @ Baltimore Colts	W	17 7
N 10 Los Angeles Rams	W	6 0
N 17 Green Bay Packers	W	26 7
N 24 @ Pittsburgh Steelers	T	17 17
D 1 Minnesota Vikings	T	17 17
D 8 San Francisco 49ers	W	27 17
D 15 Detroit Lions	W	24 14
	301	144

## PLAYOFFS

D 29 New York Giants	W	14 10
----------------------	---	-------

## 1964 (5-9, .357)

	Bears	Opp
George S. Halas — Coach		
S 13 @ Green Bay Packers	L	12 2
S 20 @ Minnesota Vikings	W	34 2
S 27 @ Baltimore Colts	L	0 5
O 4 @ San Francisco 49ers	L	21 3
O 11 Los Angeles Rams	W	38 1
O 18 Detroit Lions	L	0 1
O 25 @ Washington Redskins	L	20 2
N 1 Dallas Cowboys	L	10
N 8 Baltimore Colts	L	24
N 15 @ Los Angeles Rams	W	34 2
N 22 San Francisco 49ers	W	23 2
N 26 @ Detroit Lions	W	27 2
D 5 Green Bay Packers	L	3 1
D 13 Minnesota Vikings	L	14 4
	260	37

## ALL-TIME PRACTICE SQUAD

Age, Louis (T)*	1992	Gilmore, John (TE)*	2002	McKie, Jason (FB)*	2003
Allen, James (RB)*	1998	Goolsby, Brian (FB)	1999	McMillon, Todd (CB)*	2000-01
Allen, Tremayne (TE)*	1997-98	Gowins, Brian (K)*	1999	Merritt, Ahmad (WR)*	2000-01
Anderson, Bryan (G)	2003	Grice, Shane (G)	2001	Mitchell, Qasim (T)*	2003
Anelli, Mark (TE)	2003	Harris, Willie (WR)	1993	Newkirk, Robert (DT)*	2000
Backes, Tom (DT)	1991	Harrison, Todd (TE)	1992	Norman, Todd (OL)	1994
Baron, James (DL)	1998	Hartsell, Mark (QB)*	2000	North, Ramondo (WR)	2001
Beck, Tom (QB)	1998	Hicks, Dwone (RB)	2003	Pearson, Pepe (RB)	1998
Bell, Shonn (TE)	2000	Hicks, Michael (RB)*	1996-97	Polk, Octus (OL)*	1995-96
Bero, Brian (FB)	1989	Hillennmeyer, Hunter (LB)*	2003	Price, Terry (DT)*	1990
Bennett, Brandon (RB)	1995-96	Holmes, Jaret (K)*	1999	Primus, Greg (WR)*	1994
Bownes, Fabien (WR)*	1995-96	Houston, Harrison (WR)	1995	Randolph, Charles (TE)	1996
Brewer, Dewell (FB)	1993	Howard, Bobbie (LB)	2000	Ray, Rodney (DB)	1996
Brooks, Macey (WR)*	1998	Hych, Steve (LB)*	1989	Reese, Marcus (LB)	2003
Burger, Todd (G)*	1993	Idonije, Israel (DT)	2003	Sanford, Sulecio (WR)	1999
Carter, Daryl (LB)*	1997	Ihnat, Eric (TE)	1991	Schwartz, Jim (LB)*	1992-93
Cerqua, Marq (LB)*	2002	Ireland, Darwin (LB)*	1995	Shepherd, Edell (WR)	2002
Chambers, Marlon (TE, DE)	1999	Ivlow, John (FB)	1993	Shepherd, Gannon (T)	2000
Christian, Bob (FB)*	1992	Jenkins, Kerry (T)	1997	Smith, Eric (WR)*	1997
Cobb, Trevor (FB)	1994	Johnson, Eric (DB)	2001-02	Smith, Quintin (WR)*	1990
Cohen, Dustin (LB)	2000	Johnson, Kiah (LB)	2002	Snyder, Brent (QB)	1990
Coleman, Mill (WR)	1995-96	Johnson, Tim (LB)	2001	Spencer, Willie (WR)	2001
Coleman, Quincy (CB)	1998	Jones, Carlos (CB)	1999	Streeter, George (S)*	1989
Coleman, Travis (CB)*	2002	Jones, Danté (LB)*	1990	Tafoya, Joe (DE)*	2001
Coley, James (TE)*	1989	Jones, Jermaine (CB)*	1999	Taylor, Aaron (G)	1998
Collier, Ervin (DT)	1994-95	Joseph, Dwayne (CB)*	1994	Taylor, Brian (CB)*	1989
Cooper, D.J. (DE)	2000	Justin, Paul (QB)	1991	Tugbenyah, Mawuko (LB)	2000
Cousin, Terry (CB)*	1997	King, Jerome (DE)	2000	Waddle, Tom (WR)*	1989
Dawson, Curry (DT)	2002	Kmet, Frank (DL/OL)	1993	Wagner, Barry (WR)*	1992
Deligianis, Harry (DL)	1998	Leatherwood, Frank (TE)	2000	Warner, Josh (C/G)*	2002
Demaree, Chris (DE)	2002-03	Lee, Mark (DT)	1997	Warner, Ron (DE)	1999
Draft, Chris (LB)*	1998	Lemons, Devin (LB)	2001	Washburn, Cliff (DE)	2003
Dragos, Scott (FB)	1999	Lethridge, Zebbie (CB)	1999	Washington, Damon (FB)	1999
Dulaney, Mike (FB)*	1995	Lies, Michael (T)	2000	Wetnight, Ryan (TE)*	1993
Edwards, Brian (RB)	2000	Lott, James (CB)*	1990-91	Whelihan, Tom (K/P)	1990
Elliot, Jamin (WR)*	2002	Mackey, Chad (WR)	1999	Williams, Brad (G)	2000
Finn, Jim (FB)	1999	Marshall, Anthony (S)*	1994	Williams, Tyrone (DL)*	1997
Fletcher, Bryan (TE)	2002	Martin, Chris (CB)*	1996	Wise, Ty (C)	2000
Fontenot, Chris (TE)	2000	Matthews, Shane (QB)	1993	Wright, Eric (WR)*	1991-92
Forbes, Marlon (CB)	1995-96	Matthews, Roshawn (LB)	2000	Young, Adam (TE)	2001
Foreman, Tyree (FB)	2002	Matusz, Roman (T)	1991	Zitelli, Emmett (C)	1997
Fryzel, Jimmy (WR)	2003	McCardell, Keenan (WR)	1993		

Each of the above players spent time on the Bears' practice squad (or "developmental squad," as it was termed in 1989). **BOLD** indicates active player on Bears roster.

\* Indicates player was signed to active roster, and played in a game.

• A player on the practice squad is not "protected." However, for another team to sign a practice squad player, that team must put the player on their active roster. The Bears have signed one player to their active roster off other teams' practice squads: Alfonso Boone (Det, 2000).

### 1965 CHICAGO BEARS STATISTICS

**Record: 9-5, .643**

**3rd Place, Western Conf.**  
**Head Coach: George S. Halas**

09/19	L	24-52	at San Francisco
09/25	L	29-30	at L.A. Rams
10/03	L	14-23	at Green Bay
10/10	W	31-6	Los Angeles Rams
10/17	W	45-37	at Minnesota
10/24	W	38-10	Detroit
10/31	W	31-10	Green Bay
11/07	L	21-26	Baltimore
11/14	W	34-13	St. Louis
11/21	W	17-10	at Detroit
11/28	W	35-14	at N.Y. Giants
12/05	W	13-10	at Baltimore
12/12	W	61-20	San Francisco
12/19	L	17-24	Minnesota

Score by Period	1	2	3	4	Tot
BEARS	64	99	93	153	409
OPPONENTS	35	90	64	86	275

SCORING	TDs:Ru-Pa-R	K-PAT	FG	2pt	Pts			
Sayers	22	14	6	2	0	132		
Leclerc	0	0	0	0	52/52	11/26	0	85
Arnett	5	5	0	0	0	0	30	0
Bull	4	3	1	0	0	0	24	0
J. Jones	4	0	4	0	0	0	24	0
J. Morris	4	0	4	0	0	0	24	0
Bukich	3	3	0	0	0	0	18	0
Gordon	3	0	3	0	0	0	18	0
Bivins	2	0	2	0	0	0	12	0
Ditka	2	0	2	0	0	0	12	0
Livingston	2	2	0	0	0	0	12	0
Taylor	1	0	0	1	0	0	6	0
McRae	1	0	0	1	0	0	6	0
Whitsell	1	0	0	1	0	0	6	0
<b>BEARS</b>	<b>54</b>	<b>27</b>	<b>22</b>	<b>5</b>	<b>52/52</b>	<b>11/26</b>	<b>0</b>	<b>409</b>
<b>OPPONENTS</b>	<b>33</b>	<b>15</b>	<b>18</b>	<b>0</b>	<b>30/33</b>	<b>15/24</b>	<b>1</b>	<b>275</b>

PUNTING	No	Yds	Avg	Net	TB	In	Lg	B
Green	58	2479	42.7					66
<b>BEARS</b>	<b>58</b>	<b>2479</b>	<b>42.7</b>					<b>66</b>
<b>OPPONENTS</b>	<b>65</b>	<b>2750</b>	<b>42.3</b>					<b>NA</b>

INTS	No	Yds	Avg	Lg	TD
Bulkus	5	84	16.8	38	0
McRae	4	116	29.0	89	1
Whitsell	4	67	16.8	32	1
Petibon	2	22	11.0	18	0
Fortunato	2	0	0.0	0	0
Evey	1	15	15.0	15	0
Taylor	1	3	3.0	3	0
Atkins	1	0	0.0	0	0
<b>BEARS</b>	<b>20</b>	<b>307</b>	<b>15.4</b>	<b>89</b>	<b>2</b>
<b>OPPONENTS</b>	<b>12</b>	<b>219</b>	<b>18.3</b>	<b>NA</b>	<b>NA</b>

KO RETURNS	No	Yds	Avg	Lg	TD
Livingston	2	66	33.0	66	0
Sayers	21	660	31.4	96	1
Arnett	5	150	30.0	77	0
Gordon	14	242	17.3	41	0
Smith	1	17	17.0	17	0
Kurek	1	11	11.0	11	0
Leclerc	1	0	0.0	0	0
<b>BEARS</b>	<b>52</b>	<b>1132</b>	<b>21.8</b>	<b>74</b>	<b>0</b>
<b>OPPONENTS</b>	<b>38</b>	<b>921</b>	<b>24.3</b>	<b>86</b>	<b>1</b>

PUNT RET.	Ret	FC	Yds	Avg	Lg	TD
Livingston	16	9	238	14.9	85	1
Arnett	11	4	52	4.7	22	0
Smith	1	0	2	2.0	2	0
Gordon	1	0	-3	-3.0	-3	0
<b>BEARS</b>	<b>29</b>	<b>13</b>	<b>289</b>	<b>9.9</b>	<b>85</b>	<b>1</b>
<b>OPPONENTS</b>	<b>22</b>	<b>14</b>	<b>123</b>	<b>5.6</b>	<b>NA</b>	<b>NA</b>

RUSHING	No	Yds	Avg	Lg	TD
Sayers	166	867	5.2	61	14
Bull	91	417	4.6	33	3
Arnett	102	363	3.6	24	5
Livingston	63	363	5.8	30	2
Marconi	19	47	2.5	10	0
Bukich	28	33	1.2	24	3
Wade	5	18	3.6	16	0
J. Jones	2	13	6.5	7	0
Gordon	2	10	5.0	6	0
Kurek	1	0	0.0	0	0
<b>BEARS</b>	<b>479</b>	<b>2131</b>	<b>4.4</b>	<b>61</b>	<b>27</b>
<b>OPPONENTS</b>	<b>400</b>	<b>1530</b>	<b>3.8</b>	<b>NA</b>	<b>15</b>

RECEIVING	No	Yds	Avg	Lg	TD
J. Morris	53	846	15.9	80	4
Ditka	36	454	12.6	44	2
Sayers	29	507	17.5	80	6
J. Jones	21	350	16.7	54	4
Bull	16	186	11.6	41	1
Gordon	13	279	21.5	51	3
Livingston	12	134	11.2	30	0
Arnett	12	114	9.5	30	0
Bivins	4	108	27.0	52	2
Marconi	4	43	10.8	29	0
Martin	1	-1	-1.0	-1	0
<b>BEARS</b>	<b>201</b>	<b>3020</b>	<b>10.0</b>	<b>80</b>	<b>22</b>
<b>OPPONENTS</b>	<b>150</b>	<b>3086</b>	<b>14.9</b>	<b>77</b>	<b>18</b>

TOTAL FIRST DOWNS	Bears	Opp
Rushing	132	87
Passing	110	136
Penalty	15	21
3rd Down: Made/Att	NA	NA
3rd Down Pct.	NA	NA
4th Down: Made/Att	NA	NA
4th Down Pct.	NA	NA
<b>TOTAL NET YARDS</b>	<b>4897</b>	<b>4268</b>
Avg. Per Game	350	305
Total Plays	870	884
Avg. Per Play	5.6	4.6
<b>NET YARDS RUSHING</b>	<b>2131</b>	<b>1530</b>
Avg. Per Game	152	109
Total Rushes	479	400
<b>NET YARDS PASSING</b>	<b>2766</b>	<b>2738</b>
Avg. Per Game	198	196
Sacked/Yards Lost	30/254	40/348
Gross Yards	3020	3086
Att./Completions	361/201	444/217
Completion Pct.	55.7	48.9
Had Intercepted	12	20
<b>PUNTS/AVERAGE</b>	<b>58/42.3</b>	<b>65/42.3</b>
<b>NET PUNTING AVG.</b>	<b>NA</b>	<b>NA</b>
<b>PENALTIES/YARDS</b>	<b>96/826</b>	<b>68/611</b>
<b>FUMBLES</b>	<b>33</b>	<b>33</b>
<b>TOUCHDOWNS</b>	<b>54</b>	<b>33</b>
Rushing	32	15
Passing	22	18
Returns	2	0

PASSING	Att	Cmp	Yds	Cmp%	Yd/Att	TD	TD%	Int	Int%	Lg	Sack/Lost	Rating
Bukich	312	176	2641	56.4	8.46	20	6.4	9	2.9	80	25/214	93.7
Wade	41	20	204	48.8	4.98	0	0.0	2	4.9	29	5/40	43.1
Bull	3	2	63	66.7	21.00	0	0.0	0	0.0	54	0/0	109.7
Sayers	3	2	53	66.7	17.67	1	33.3	1	33.3	27	0/0	109.7
Arnett	2	1	59	50.0	29.50	1	50.0	0	0.0	59	0/0	135.4
<b>BEARS</b>	<b>361</b>	<b>201</b>	<b>3020</b>	<b>55.7</b>	<b>8.37</b>	<b>22</b>	<b>6.1</b>	<b>12</b>	<b>3.3</b>	<b>80</b>	<b>30/254</b>	<b>89.8</b>
<b>OPPONENTS</b>	<b>444</b>	<b>217</b>	<b>2738</b>	<b>48.9</b>	<b>6.17</b>	<b>18</b>	<b>4.1</b>	<b>20</b>	<b>4.5</b>	<b>NA</b>	<b>40/348</b>	<b>63.3</b>



### 1966 CHICAGO BEARS STATISTICS

**Record: 5-7-2, .429**

**5th Place, Western Conf.**  
**Head Coach: George S. Halas**

Date	Result	Opponent	Score
09/11	L	at Detroit	52,225
09/16	L	at L.A. Rams	58,916
10/02	W	at Minnesota	47,426
10/09	W	BALTIMORE	NA
10/16	L	GREEN BAY	48,573
10/23	W	L.A. RAMS	47,475
10/31	L	at St. Louis	49,516
11/06	T	DETROIT	47,041
11/13	T	SAN FRANCISCO	47,078
11/20	L	at Green Bay	50,861
11/27	W	ATLANTA	44,777
12/04	L	at Baltimore	NA
12/11	L	at San Francisco	37,170
12/18	W	MINNESOTA	45,191

	Bears	Opp
<b>TOTAL FIRST DOWNS</b>	<b>196</b>	<b>239</b>
Rushing	96	102
Passing	85	116
Penalty	15	21
3rd Down: Made/Att	44/182	67/198
3rd Down Pct.	24.2	33.8
4th Down: Made/Att	5/13	8/14
4th Down Pct.	38.5	57.1
<b>TOTAL NET YARDS</b>	<b>3699</b>	<b>3971</b>
Avg. Per Game	264.2	283.6
Total Plays	801	872
Avg. Per Play	4.6	4.6
<b>NET YARDS RUSHING</b>	<b>1927</b>	<b>1604</b>
Avg. Per Game	137.6	114.6
Total Rushes	463	466
<b>NET YARDS PASSING</b>	<b>1966</b>	<b>2600</b>
Avg. Per Game	140.4	185.7
Sacked/Yards Lost	29/244	29/233
Gross Yards	2210	2833
Att./Completions	338/159	406/202
Completion Pct.	47.0	49.8
Had Intercepted	15	23
<b>PUNTS/AVERAGE</b>	<b>80/40.7</b>	<b>71/42.4</b>
<b>NET PUNTING AVG.</b>	<b>37.9</b>	<b>39.9</b>
<b>PENALTIES/YARDS</b>	<b>80/714</b>	<b>71/686</b>
<b>FUMBLES/BALL LOST</b>	<b>26/12</b>	<b>35/23</b>
<b>TOUCHDOWNS</b>	<b>26</b>	<b>34</b>
Running	16	21
Passing	10	13

Score by Period	1	2	3	4	Tot
BEARS	75	57	26	76	234
OPPONENTS	59	79	62	72	272

SCORING	TDs:Ru-Pa-R	K-PAT	FG	2pt	Pts			
Leclerc	0	0	0	24/25	18/30	0	78	
Sayers	12	8	2	2	0	72		
Jones	5	0	0	0	0	30		
Bukich	2	2	0	0	0	12		
Ditka	2	0	2	0	0	12		
Arnett	1	1	0	0	0	6		
Fortunato	1	0	0	1	0	6		
Gordon	1	0	1	0	0	6		
Kurek	1	1	0	0	0	6		
O'Bradovich	1	0	0	1	0	6		
<b>BEARS</b>	<b>26</b>	<b>12</b>	<b>10</b>	<b>4</b>	<b>24/25</b>	<b>18/30</b>	<b>0</b>	<b>234</b>
<b>OPPONENTS</b>	<b>34</b>	<b>13</b>	<b>13</b>	<b>8</b>	<b>32/33</b>	<b>12/29</b>	<b>0</b>	<b>272</b>

RUSHING	No	Yds	Avg	Lg	TD
Sayers	229	1231	5.4	58t	8
Bull	100	318	3.2	13	0
Kurek	52	179	3.4	12	1
Arnett	5	178	3.2	21	1
Piccolo	3	12	4.0	5	0
Bukich	18	14	0.8	12t	2
Marconi	3	5	1.6	3	0
Gordon	1	2	2.0	2	0
Jones	1	-7	-7.0	-7	0
Rakestraw	1	-5	-5.0	-5	0
<b>BEARS</b>	<b>463</b>	<b>1927</b>	<b>4.2</b>	<b>58t</b>	<b>12</b>
<b>OPPONENTS</b>	<b>466</b>	<b>1604</b>	<b>3.4</b>	<b>30</b>	<b>21</b>

RECEIVING	No	Yds	Avg	Lg	TD
Sayers	34	447	13.1	80t	2
Ditka	32	378	11.8	30	2
Jones	28	504	18.0	80t	5
Bull	20	174	8.7	28	0
Gordon	15	210	14.0	40t	1
Kurek	10	178	17.8	49	0
Arnett	10	42	4.2	11	0
Morris	5	49	9.9	15	0
Allen	3	28	9.3	14	0
Bivins	2	6	3.0	4	0
<b>BEARS</b>	<b>159</b>	<b>1966</b>	<b>12.4</b>	<b>80t</b>	<b>10</b>
<b>OPPONENTS</b>	<b>202</b>	<b>2600</b>	<b>12.9</b>	<b>84t</b>	<b>13</b>

PASSING	Att	Cmp	Yds	Cmp%	Yd/Att	TD	TD%	Int	Int%	Lg	Sack/Lost	Rating
Bukich	309	147	1858	47.6	6.01	10	3.2	21	6.8	80t	26/211	49.3
Wade	21	9	79	42.9	3.76	0	0.0	1	4.8	14	0/0	33.6
Sayers	6	2	58	33.3	9.67	0	0.0	1	16.7	39	0/0	30.6
Bull	1	1	21	100.0	21.0	0	0.0	0	0.0	21	0/0	118.8
Arnett	1	0	0	0.0	0.0	0	0.0	0	0.0	0	0/0	60.0
Rakestraw	0	0	0	0.0	0.0	0	0.0	0	0.0	0	3/33	00.0
<b>BEARS</b>	<b>338</b>	<b>159</b>	<b>1966</b>	<b>47.0</b>	<b>5.82</b>	<b>10</b>	<b>3.0</b>	<b>23</b>	<b>6.8</b>	<b>80t</b>	<b>29/244</b>	<b>47.0</b>
<b>OPPONENTS</b>	<b>406</b>	<b>202</b>	<b>2600</b>	<b>49.8</b>	<b>6.40</b>	<b>13</b>	<b>3.2</b>	<b>15</b>	<b>3.7</b>	<b>84t</b>	<b>29/233</b>	<b>65.5</b>

PUNTING	No	Yds	Avg	Net	TB	In	Lg
Green	80	3358	41.9	37.9	4	12	69
<b>BEARS</b>	<b>80</b>	<b>3358</b>	<b>41.9</b>	<b>37.9</b>	<b>4</b>	<b>12</b>	<b>69</b>
<b>OPPONENTS</b>	<b>71</b>	<b>3010</b>	<b>42.4</b>	<b>39.9</b>	<b>4</b>	<b>22</b>	<b>70</b>

INTS	No	Yds	Avg	Lg	TD
Petitbon	4	34	8.5	20	0
Whitsett	3	44	14.7	21	0
McRae	3	53	17.7	53	0
Taylor	1	15	15.0	15	0
Bulus	1	3	3.0	3	0
Atkins	1	3	3.0	3	0
Fortunato	1	3	3.0	3	0
Gentry	1	0	0.0	0	0
<b>BEARS</b>	<b>15</b>	<b>155</b>	<b>10.3</b>	<b>53</b>	<b>0</b>
<b>OPPONENTS</b>	<b>23</b>	<b>426</b>	<b>18.5</b>	<b>94t</b>	<b>6</b>

KO RETURNS	No	Yds	Avg	Lg	TD
Sayers	23	718	31.2	93t	2
Gordon	19	521	27.4	94	0
Arnett	2	39	19.5	25	0
Bulus	3	32	10.7	18	0
Taylor	1	3	3.0	3	0
Brown	0	28	28.0	28	0
<b>BEARS</b>	<b>48</b>	<b>1341</b>	<b>27.9</b>	<b>94</b>	<b>2</b>
<b>OPPONENTS</b>	<b>49</b>	<b>1055</b>	<b>21.5</b>	<b>80</b>	<b>0</b>

PUNT RET.	Ret	FC	Yds	Avg	Lg	TD
Arnett	15	10	58	3.9	13	0
Sayers	6	11	44	7.3	27	0
Gordon	4	2	-5	-1.3	0	0
<b>BEARS</b>	<b>25</b>	<b>23</b>	<b>97</b>	<b>3.9</b>	<b>27</b>	<b>0</b>
<b>OPPONENTS</b>	<b>46</b>	<b>16</b>	<b>250</b>	<b>5.4</b>	<b>44t</b>	<b>1</b>

## WRIGLEY RECORD

The Bears' all-time record at Wrigley Field stands at 221-89-22, a total of 332 games, 330 as the home team. (Two of those victories came with the Bears as the "road" team: twice in 1920 against the Chicago Tigers). The 330 Bears' home games at Wrigley Field appears to be a National Football League record, though unofficial. The Bears-Wrigley connection edges out Cleveland's Municipal Stadium as host for 324 home games of the Cleveland Browns, from 1950 through 1995. As the reincarnation of the Cleveland Browns play in a new stadium since their return in 1999, the Bears-Wrigley "record" appears safe.

In fact, Wrigley Field has hosted a total of 342 NFL games: 330 Bears home games, five home games of the Chicago Tigers in 1920, and seven home games of the Chicago Cardinals in 1931 and 1932. Besides the Browns' 324 home games at Cleveland's Municipal Stadium, the Cleveland Indians played two home games there in 1931, and the Cleveland Rams played sixteen home contests in 1937 and 1939-1941. Municipal Stadium appears to have hosted a total of 342 total NFL games—same as Wrigley Field.

### 1967 CHICAGO BEARS STATISTICS

**Record: 7-6-1, .538**

**2nd Place, Central  
Head Coach: George S. Halas**

09/17	L	13-31	at Pittsburgh
09/24	L	10-13	at Green Bay
10/01	W	17-7	at Minnesota
10/08	L	3-24	BALTIMORE
10/15	W	14-13	DETROIT
10/22	L	0-24	at Cleveland
10/29	L	17-28	LA. RAMS
11/05	W	27-13	at Detroit
11/12	W	34-7	N.Y. GIANTS
11/19	W	30-3	ST. LOUIS
11/26	L	13-17	GREEN BAY
12/03	W	26-14	at San Francisco
12/10	T	10-10	MINNESOTA
12/17	W	23-14	at Atlanta

<b>TOTAL FIRST DOWNS</b>	<b>175</b>	<b>215</b>
Rushing	98	91
Passing	62	96
Penalty	15	26
3rd Down: Made/Att	NA	NA
3rd Down Pct.	NA	NA
4th Down: Made/Att	NA	NA
4th Down Pct.	NA	NA
<b>TOTAL NET YARDS</b>	<b>3293</b>	<b>3406</b>
Avg. Per Game	235.2	243.3
Total Plays	757	789
Avg. Per Play	4.4	4.3
<b>NET YARDS RUSHING</b>	<b>1852</b>	<b>1534</b>
Avg. Per Game	132	110
Total Rushes	489	419
<b>NET YARDS PASSING</b>	<b>1441</b>	<b>1875</b>
Avg. Per Game	102.9	133.9
Sacked/Yards Lost	27/232	30/271
Gross Yards	1673	2145
Att./Completions	268/131	370/168
Completion Pct.	48.9	42.5
Had Intercepted	18	28
<b>PUNTS/AVERAGE</b>	<b>79/42.9</b>	<b>77/41.3</b>
<b>NET PUNTING AVG.</b>	<b>NA</b>	<b>NA</b>
<b>PENALTIES/YARDS</b>	<b>98/953</b>	<b>82/782</b>
<b>FUMBLES/BALL LOST</b>	<b>25/14</b>	<b>23/16</b>
<b>TOUCHDOWNS</b>	<b>29</b>	<b>27</b>
Running	12	12
Passing	9	14
Returns	8	1

Score by Period	1	2	3	4	Tot
BEARS	68	81	56	34	239
OPPONENTS	41	48	54	75	218

RUSHING	No	Yds	Avg	Lg	TD
Sayers	166	880	4.5	70	7
Piccolo	86	317	3.7	31	0
Concannon	67	279	4.2	31	3
Bull	61	176	2.9	11	0
Kurek	37	112	3.0	13	0
Rakestraw	11	42	3.8	20	2
Livingston	30	41	1.4	6	0
J. Jones	4	19	-4.8	24	0
Morris	1	6	6.0	6	0
Gordon	3	-7	-2.3	9	0
Bukich	4	-13	-3.3	2	0
<b>BEARS</b>	<b>489</b>	<b>1852</b>	<b>3.8</b>	<b>70</b>	<b>12</b>
<b>OPPONENTS</b>	<b>419</b>	<b>1534</b>	<b>3.7</b>	<b>-</b>	<b>12</b>

RECEIVING	No	Yds	Avg	Lg	TD
Gordon	31	524	16.8	93	5
Morris	20	231	11.6	31	1
Bull	18	250	13.9	63	1
Sayers	16	126	7.9	32	1
Piccolo	13	103	7.9	25	0
Denney	12	113	9.4	19	0
J. Jones	7	135	19.7	34	0
Livingston	5	62	12.4	38	0
Kurek	5	30	6.0	8	0
R. Jones	3	80	26.6	41	1
Stoepel	1	6	6.0	6	0
<b>BEARS</b>	<b>131</b>	<b>1663</b>	<b>12.7</b>	<b>93</b>	<b>9</b>
<b>OPPONENTS</b>	<b>168</b>	<b>2146</b>	<b>12.8</b>	<b>-</b>	<b>14</b>

INTS	No	Yds	Avg	Lg	TD
B. McCrae	5	94	18.8	34	2
Petitbon	5	73	14.6	35	0
R. Taylor	5	19	3.8	10	0
Gentry	4	25	6.3	17	0
Bullfone	3	39	13.0	22	0
Cornish	2	10	5.0	6	0
J. Taylor	1	27	27.0	27	0
Butkus	1	24	24.0	24	0
Brown	1	23	23.0	23	0
Amsler	1	0	0.0	0	0
<b>BEARS</b>	<b>28</b>	<b>332</b>	<b>11.9</b>	<b>35</b>	<b>2</b>
<b>OPPONENTS</b>	<b>18</b>	<b>246</b>	<b>13.7</b>	<b>-</b>	<b>1</b>

PASSING	Att	Cmp	Yds	Cmp%	Yd/Att	TD	Int	Int%	Lg	Sack/Lost	Rating	
Concannon	186	92	1260	49.5	6.77	6	3.2	14	7.5	93	19/168	50.9
Bukich	33	18	185	54.5	5.61	0	0.0	2	6.1	30	5/42	45.6
Rakestraw	44	21	228	47.7	5.18	3	6.8	2	4.5	34	2/15	67.2
Sayers	5	0	0	0.0	0.0	0	0.0	0	0.0	0	0/0	39.6
Petitbon	0	0	0	0.0	0.0	0	0.0	0	0.0	0	1/7	0.0
<b>BEARS</b>	<b>268</b>	<b>131</b>	<b>1673</b>	<b>48.9</b>	<b>6.24</b>	<b>9</b>	<b>3.4</b>	<b>18</b>	<b>6.7</b>	<b>93</b>	<b>27/232</b>	<b>52.0</b>
<b>OPPONENTS</b>	<b>370</b>	<b>168</b>	<b>2146</b>	<b>45.4</b>	<b>5.80</b>	<b>14</b>	<b>3.8</b>	<b>28</b>	<b>7.6</b>	<b>-</b>	<b>30/271</b>	<b>45.2</b>

PUNTING	No	Yds	Avg	Net	TB	In	Lg	B	
Green	79	3392	42.9					68	0
<b>BEARS</b>	<b>79</b>	<b>3392</b>	<b>42.9</b>					<b>68</b>	<b>0</b>
<b>OPPONENTS</b>	<b>77</b>	<b>3180</b>	<b>41.3</b>					<b>NA</b>	<b>-</b>

KO RETURNS	No	Yds	Avg	Lg	TD
Sayers	16	603	37.7	103	3
Gordon	16	397	24.8	32	0
Kurek	5	81	16.2	25	0
Dodd	3	34	11.3	24	0
Brown	2	34	17.0	17	0
J. Taylor	1	8	8.0	8	0
Kriewald	1	0	0.0	0	0
Kuechenberg	1	0	0.0	0	0
Jackson	1	0	0.0	0	0
Stoepel	1	0	0.0	0	0
<b>BEARS</b>	<b>47</b>	<b>1157</b>	<b>24.6</b>	<b>103</b>	<b>3</b>
<b>OPPONENTS</b>	<b>52</b>	<b>1064</b>	<b>20.5</b>	<b>-</b>	<b>0</b>

PUNT RET.	Ret	FC	Yds	Avg	Lg	TD
Gordon	12	12	82	6.8	43	0
Morris	4	4	24	6.0	15	0
Sayers	3	8	80	26.7	58	1
Dodd	3	4	8	2.7	6	0
<b>BEARS</b>	<b>22</b>	<b>28</b>	<b>194</b>	<b>8.8</b>	<b>43</b>	<b>1</b>
<b>OPPONENTS</b>	<b>41</b>	<b>19</b>	<b>168</b>	<b>4.1</b>	<b>-</b>	<b>0</b>

## WRIGLEY RECORD (continued)

The Bears' combined record at Soldier Field (old and new) stands at 153-102-1. The Bears have also played home games at Decatur (1921, victory over Rock Island); DePaul (1925, victory over Hammond); Mills (1930, tie versus Brooklyn); Loyola (1931, victory over Cleveland); Chicago Stadium (1932, victory over Portsmouth); Dyche Stadium (1970, victory over Philadelphia); and Memorial Stadium in Champaign (2002).

- Bears' record at Wrigley Field: 221-89-22 (.713)
- Bears' home record at Wrigley Field: 219-89-22 (.711)
- Bears' record at Soldier Field (through 2001): 147-100-1 (.595)
- Bears' record at Soldier Field (since 2003): 6-2 (.750)
- Bears' record at Memorial Stadium (2002): 3-5 (.375)
- Bears' combined home record: 375-192-24 (.655)



### 1968 CHICAGO BEARS STATISTICS

**Record: 7-7, .500**

**2nd Place, NFC Central**  
**Head Coach: Jim Dooley**

Date	Result	Opponent	Score
09/15	L	WASHINGTON	41,321
09/22	L	0-42 at Detroit	50,688
09/29	W	27-17 at Minnesota	47,644
10/6	L	7-28 at Baltimore	60,238
10/13	L	10-28 DETROIT	46,996
10/20	W	29-16 at Philadelphia	60,858
10/27	W	26-24 MINNESOTA	46,562
11/03	W	13-10 at Green Bay	50,861
11/10	W	27-19 SAN FRANCISCO	46,978
11/17	L	13-16 ATLANTA	44,214
11/24	L	3-34 DALLAS	46,667
12/01	L	23-17 at New Orleans	78,285
12/08	W	17-16 at L.A. Rams	66,368
12/15	L	27-28 GREEN BAY	46,435

	Bears	Opp
<b>TOTAL FIRST DOWNS</b>	<b>219</b>	<b>240</b>
Rushing	121	102
Passing	78	102
Penalty	20	36
3rd Down: Made/Att	NA	NA
3rd Down Pct.	NA	NA
4th Down: Made/Att	NA	NA
4th Down Pct.	NA	NA
<b>TOTAL NET YARDS</b>	<b>4058</b>	<b>4371</b>
Avg. Per Game	289.9	312.2
Total Plays	857	899
Avg. Per Play	4.7	4.9
<b>NET YARDS RUSHING</b>	<b>2377</b>	<b>1704</b>
Avg. Per Game	169.8	121.7
Total Rushes	500	427
<b>NET YARDS PASSING</b>	<b>1681</b>	<b>2667</b>
Avg. Per Game	135.9	171.7
Sacked/Yards Lost	24/187	30/226
Gross Yards	NA	NA
Att./Completions	343/158	333/172
Completion Pct.	46.1	51.7
Had Intercepted	18	21
<b>PUNTS/AVERAGE</b>	<b>66/38.0</b>	<b>66/40.1</b>
NET PUNTING AVG.	NA	NA
PENALTIES/YARDS	113/1194	91/896
FUMBLES/BALL LOST	28/12	20/16
<b>TOUCHDOWNS</b>	<b>35</b>	<b>43</b>
Rushing	14	17
Passing	10	25
Returns	1	1

	PASSING	Att	Cmp	Yds	Cmp%	Yd/Att	TD	TD%	Int	Int%	Lg	Sack/Lost	Rating
Concannon	143	71	715	49.7	5.00	5	3.5	9	6.3	51	9/72	49.7	
Carter	122	55	769	45.1	6.30	4	3.3	5	4.1	50	6/45	59.8	
Rakestraw	67	30	361	44.7	5.39	1	1.5	7	10.4	80	6/49	27.2	
Bukich	7	2	23	28.6	3.29	0	0.0	0	0.0	13	3/21	40.8	
Sayers	2	0	0	0.0	0.00	0	0.0	0	0.0	0	0/0	39.6	
Kilgore	1	0	0	0.0	0.00	0	0.0	0	0.0	0	0/0	39.6	
Bull	1	0	0	0.0	0.00	0	0.0	0	0.0	0	0/0	39.6	
<b>BEARS</b>	<b>343</b>	<b>158</b>	<b>1681</b>	<b>46.1</b>	<b>4.90</b>	<b>10</b>	<b>2.9</b>	<b>21</b>	<b>6.1</b>	<b>80</b>	<b>24/187</b>	<b>45.1</b>	
<b>OPPONENTS</b>	<b>333</b>	<b>172</b>	<b>2667</b>	<b>51.7</b>	<b>8.01</b>	<b>25</b>	<b>7.5</b>	<b>18</b>	<b>5.4</b>	<b>99</b>	<b>30/226</b>	<b>81.0</b>	

Score by Period	1	2	3	4	OT	Tot
BEARS	68	95	27	60	0	250
OPPONENTS	68	137	60	68	0	333

SCORING	TDs: Ru-Pa-R	K-PAT	FG	2pt Pts			
Percival	0	0	0	25/25	25/36	0	100
Carter	4	4	0	0	0	24	
Gordon	4	0	4	0	0	24	
Bull	3	3	0	0	0	18	
Concannon	2	2	0	0	0	12	
Sayers	2	2	0	0	0	12	
Piccolo	2	2	0	0	0	12	
Denney	2	0	2	0	0	12	
Wallace	2	0	2	0	0	12	
Turner	2	0	2	0	0	12	
Kurek	1	1	0	0	0	6	
R. Taylor	1	0	0	1	0	6	
<b>BEARS</b>	<b>35</b>	<b>14</b>	<b>10</b>	<b>25/25</b>	<b>25/36</b>	<b>0</b>	<b>250</b>
<b>OPPONENTS</b>	<b>43</b>	<b>17</b>	<b>25</b>	<b>38/40</b>	<b>11/31</b>	<b>0</b>	<b>333</b>

RUSHING	No	Yds	Avg	Lg	TD
Sayers	136	856	6.2	63	2
Bull	107	472	4.4	24	3
Piccolo	123	450	3.7	19	2
Carter	48	255	5.5	31	4
Concannon	28	104	3.7	16	2
Kurek	17	95	5.6	23	1
Wallace	3	29	9.7	18	0
Lyle	4	28	7.0	26	0
Livingston	7	25	3.6	8	0
Hull	12	22	1.8	12	0
Turner	2	16	8.0	14	0
Rakestraw	9	12	1.3	7	0
Green	1	4	4.0	4	0
Denney	1	-1	-1.0	-1	0
<b>BEARS</b>	<b>500</b>	<b>2377</b>	<b>4.8</b>	<b>63</b>	<b>14</b>
<b>OPPONENTS</b>	<b>427</b>	<b>1704</b>	<b>4.0</b>	<b>46</b>	<b>17</b>

RECEIVING	No	Yds	Avg	Lg	TD
Gordon	29	477	16.5	51	4
Piccolo	26	291	10.4	44	0
Denney	23	247	10.7	46	2
Wallace	19	281	14.8	27	2
Bull	17	145	8.5	24	0
Sayers	15	117	7.8	21	0
Turner	14	208	14.9	80	2
Lyle	5	32	6.4	13	0
Kurek	4	50	12.5	23	0
Hull	4	20	5.0	9	0
<b>BEARS</b>	<b>158</b>	<b>1681</b>	<b>10.6</b>	<b>80</b>	<b>10</b>
<b>OPPONENTS</b>	<b>172</b>	<b>2667</b>	<b>15.5</b>	<b>99</b>	<b>25</b>

PUNTING	No	Yds	Avg	Net	TB	In	Lg
Green	27	1142	42.3				58
Kilgore	35	1231	35.2				50
Lyle	4	144	33.5				39
<b>BEARS</b>	<b>66</b>	<b>2503</b>	<b>38.0</b>				<b>58</b>
<b>OPPONENTS</b>	<b>66</b>	<b>2640</b>	<b>40.1</b>				<b>63</b>

INTS	No	Yds	Avg	Lg	TD
McRae	4	41	10.3	22	0
R. Taylor	3	96	32.0	96	1
Bukus	3	14	4.7	14	0
Phillips	2	23	11.5	17	0
Pettibon	2	18	9.0	18	0
Buffone	1	21	21.0	21	0
Gentry	1	7	7.0	7	0
Evey	1	6	6.0	6	0
J. Taylor	1	0	0.0	0	0
<b>BEARS</b>	<b>18</b>	<b>226</b>	<b>12.6</b>	<b>96</b>	<b>1</b>
<b>OPPONENTS</b>	<b>21</b>	<b>260</b>	<b>12.4</b>	<b>50</b>	<b>1</b>

KO RETURNS	No	Yds	Avg	Lg	TD
Turner	20	363	18.2	33	0
Sayers	17	461	27.1	46	0
Childs	8	291	36.4	88	0
Kurek	4	48	12.0	20	0
Gordon	3	97	32.3	37	0
Wallace	3	80	26.7	42	0
Bukus	2	30	15.0	28	0
Kuechenberg	1	0	0.0	0	0
<b>BEARS</b>	<b>58</b>	<b>1370</b>	<b>23.6</b>	<b>88</b>	<b>0</b>
<b>OPPONENTS</b>	<b>54</b>	<b>968</b>	<b>17.9</b>	<b>41</b>	<b>0</b>

PUNT RET.	Ret	FC	Yds	Avg	Lg	TD
Turner	9	17	19	2.1	12	0
Wallace	6	3	27	4.5	9	0
Sayers	2	3	29	14.5	18	0
Gordon	1	1	5	5.0	5	0
Hazellon	1	0	1	1.0	1	0
<b>BEARS</b>	<b>19</b>	<b>24</b>	<b>81</b>	<b>4.3</b>	<b>18</b>	<b>0</b>
<b>OPPONENTS</b>	<b>28</b>	<b>19</b>	<b>120</b>	<b>4.3</b>	<b>40</b>	<b>0</b>

FGs	1-19	20-29	30-39	40-49	50+
Percival	7/1	6/1	5/1	6/1	1/1
<b>BEARS</b>	<b>7/1</b>	<b>6/1</b>	<b>5/1</b>	<b>6/1</b>	<b>1/1</b>
<b>OPPONENTS</b>	<b>2/1</b>	<b>2/1</b>	<b>4/1</b>	<b>3/1</b>	<b>0/1</b>
Percival:	43, 31, 33, 39, 31, 28, 15, 14, 12, 42, 21, 47, 10, 43, 42, 15, 34, 14, 20, 50, 46, 20, 20, 14, 20				
<b>OPPONENTS:</b>	37, 43, 30, 37, 44, 38, 19, 20, 21, 49, 19				

DEFENSE	T	S	A	FF	FR	PD	Sa	In
(Top 9)								
Bukus	127	55	NA	1	NA	NA	3	
Buffone	92	34	NA	1	NA	NA	9.0	
Evey	52	36	NA	0	NA	NA	8.0	
R. Taylor	47	11	NA	0	NA	NA	3	
Phillips	35	20	NA	0	NA	NA	9.0	
J. Taylor	35	9	NA	1	NA	NA	1	
McRae	32	9	NA	0	NA	NA	7.0	
Johnson	26	19	NA	0	NA	NA	5.0	
Corish	23	11	NA	0	NA	NA	0	
<b>Sacks:</b>	Buffone 9.0, Phillips 9.0, Evey 8.0, McRae 7.0, Johnson 5.0							
<b>TEAM:</b>	<b>30.0;</b>	<b>OPPONENTS:</b>	<b>24.0</b>					

#### USUAL STARTERS

Offense	Defense
WR ... Dick Gordon	RE ... Loyd Phillips
LT ... Randy Jackson	RT ... Dick Evey
LG ... George Seals	LT ... John Johnson
C ... Mike Pyle	LE ... Ed O'Bradovich
RG ... James Cadile	WLB ... James Purnell
RT ... Mike Pyle	MLB ... Dick Butkus
TE ... Austin Denney	SLB ... Doug Buffone
WR ... Cecil Turner	RCB ... Joe Taylor
QB ... Jack Concannon	LCB ... Bernnie McRae
RB ... Gale Sayers	SS ... Richie Pettibon
FB ... Ronnie Bull	FS ... Roosevelt Taylor

#### RANKINGS

Team Stats	Bears	Avg
Total Yards	4058	289.9
Rushing Yards	2377	169.8
Passing Yards	1681	120.1
Points Scored	250	17.9
<b>Opp Avg</b>		
Total Yards	4371	312.2
Rushing Yards	1704	121.7
Passing Yards	2667	190.5
Points Scored	333	23.8



### 1969 CHICAGO BEARS STATISTICS

**Record: 1-13, .071**

**4th Place, NFC Central**  
**Head Coach: Jim Dooley**

9/21	L	0-17	at Green Bay	50,861
9/28	L	17-20	at St. Louis	50,039
10/05	L	24-28	at N. Y. Giants	62,583
10/12	L	0-31	MINNESOTA	45,757
10/19	L	7-13	at Detroit	54,732
10/26	L	7-9	L.A. RAMS	45,985
11/02	L	14-31	at Minnesola	47,900
11/09	W	36-7	PITTSBURGH	45,851
11/16	L	31-48	at Atlanta	53,722
11/23	L	21-24	BALTIMORE	NA
11/30	L	24-28	CLEVELAND	45,050
12/06	L	21-42	at San Francisco	32,826
12/14	L	3-21	GREEN BAY	45,216
12/21	L	3-20	DETROIT	41,879

<b>TOTAL FIRST DOWNS</b>	<b>237</b>	<b>Opp</b>	<b>208</b>
Rushing	120	89	
Passing	97	98	
Penalty	20	21	
3rd Down: Made/Att	NA	NA	NA
3rd Down Pct.	NA	NA	NA
4th Down: Made/Att	NA	NA	NA
4th Down Pct.	NA	NA	NA
<b>TOTAL NET YARDS</b>	<b>3568</b>	<b>3881</b>	
Avg. Per Game	255	278	
Total Plays	901	769	
Avg. Per Play	3.9	5.1	
<b>NET YARDS RUSHING</b>	<b>2078</b>	<b>1900</b>	
Avg. Per Game	148	136	
Total Rushes	462	440	
<b>NET YARDS PASSING</b>	<b>1490</b>	<b>1981</b>	
Avg. Per Game	106	142	
Sacked/Yards Lost	55/439	33/258	
Gross Yards	1929	2239	
Att./Completions	384/193	296/150	
Completion Pct.	50.1	50.7	
Had Intercepted	21	16	
<b>YARDS/AVERAGE</b>	<b>76/39.0</b>	<b>63/41.4</b>	
<b>NET PUNTING AVG.</b>	<b>NA</b>	<b>NA</b>	
<b>PENALTIES/YARDS *</b>	<b>89/940</b>	<b>66/612</b>	
<b>FUMBLES/BALL LOST</b>	<b>27/17</b>	<b>21/11</b>	
Touchdowns	26	43	
Rushing	14	17	
Passing	11	23	
Returns	1	3	

<b>PASSING</b>	<b>Att</b>	<b>Cmp</b>	<b>Yds</b>	<b>Cmp%</b>	<b>Yd/Att</b>	<b>TD</b>	<b>TD%</b>	<b>Int</b>	<b>Int%</b>	<b>Lg</b>	<b>Sack/Lost</b>	<b>Rating</b>
Cannonn	160	87	783	54.4	4.89	4	2.5	8	5.0	38	14/104	55.3
Douglass	148	68	773	45.9	5.22	5	3.4	8	5.4	48	37/312	50.9
Carter	71	36	343	50.7	4.83	2	2.8	5	7.0	41	3/20	44.5
Green	2	2	30	100.0	15.00	0	0.0	0	0.0	19	0/0	118.8
Hull	1	0	0	0.0	0.00	0	0.0	0	0.0	-	0/0	39.6
Sayers	2	0	0	0.0	0.00	0	0.0	0	0.0	-	1/3	39.6
<b>BEARS</b>	<b>384</b>	<b>193</b>	<b>1929</b>	<b>50.1</b>	<b>5.02</b>	<b>11</b>	<b>2.9</b>	<b>21</b>	<b>5.5</b>	<b>48</b>	<b>55/439</b>	<b>51.7</b>
<b>OPONENTS</b>	<b>296</b>	<b>150</b>	<b>2239</b>	<b>50.7</b>	<b>7.56</b>	<b>23</b>	<b>7.8</b>	<b>16</b>	<b>5.4</b>	<b>77</b>	<b>33/258</b>	<b>79.2</b>

#### USUAL STARTERS

<b>Offense</b>	
WR ...	Bob Wallace
LT ...	Randy Jackson
LG ...	George Seals
C ...	Mike Pyle
RG ...	James Cadile
RT ...	Rufus Mayes
TE ...	Austin Denney
WR ...	Dick Gordon
QB ...	Bobby Douglass
RB ...	Gale Sayers
FB ...	Ronnie Bull

<b>Defense</b>	
RE ...	Ed O'Bradovich
RT ...	Willie Holman
LT ...	Frank Cornish
LE ...	Dick Evey
WLB ...	Rudy Kuechenberg
MLB ...	Dick Butkus
SLB ...	Doug Buffone
RCB ...	Joe Taylor
LCB ...	Bennie McRae
SS ...	George Youngblood
FS ...	Dick Daniels

#### RANKINGS

<b>Team Stats</b>	<b>Bears</b>	<b>Avg</b>
Total Yards	3568	254.9
Rushing Yards	2078	148.4
Passing Yards	1490	106.4
Points Scored	210	15.0
<b>Opp Avg</b>		
Total Yards	3881	277.2
Rushing Yards	1900	135.7
Passing Yards	1981	141.5
Points Scored	339	19.7

<b>Score by Period</b>	<b>1</b>	<b>2</b>	<b>3</b>	<b>4</b>	<b>OT</b>	<b>Tot</b>
BEARS	30	86	57	37	0	210
OPONENTS	79	88	76	96	0	339

<b>SCORING</b>	<b>TDs</b>	<b>Ru-Pa-</b>	<b>R</b>	<b>K-PAT</b>	<b>FG</b>	<b>2pt Pts</b>		
Percival	0	0	0	0	26/26	0	50	
Sayers	8	8	0	0	0	0	48	
Wallace	5	0	5	0	0	0	30	
Gordon	4	0	4	0	0	0	24	
Piccolo	3	2	1	0	0	0	18	
Douglass	2	2	0	0	0	0	12	
Cannonn	1	1	0	0	0	0	6	
Denney	1	0	1	0	0	0	6	
Hull	1	1	0	0	0	0	6	
Youngblood	1	0	0	1	0	0	6	
<b>BEARS</b>	<b>26</b>	<b>14</b>	<b>11</b>	<b>1</b>	<b>26/26</b>	<b>8/21</b>	<b>0</b>	<b>210</b>
<b>OPONENTS</b>	<b>43</b>	<b>17</b>	<b>23</b>	<b>3</b>	<b>42/42</b>	<b>13/27</b>	<b>0</b>	<b>339</b>

<b>RUSHING</b>	<b>No</b>	<b>Yds</b>	<b>Avg</b>	<b>Lg</b>	<b>TD</b>
Sayers	236	1032	4.4	28	8
Douglass	51	408	8.0	39	2
Bull	44	187	4.3	16	0
Piccolo	45	148	3.3	15	2
Hull	29	81	2.8	14	1
Cannonn	22	62	2.8	30	1
Montgomery	15	52	3.5	6	0
Gordon	2	28	14.0	22	0
Kurek	8	24	3.0	6	0
Carter	4	19	4.8	11	0
Green	1	17	17.0	17	0
Wallace	4	16	4.0	15	0
Denney	1	4	4.0	4	0
<b>BEARS</b>	<b>462</b>	<b>2078</b>	<b>4.5</b>	<b>39</b>	<b>14</b>
<b>OPONENTS</b>	<b>440</b>	<b>1900</b>	<b>4.3</b>	<b>80</b>	<b>17</b>

<b>RECEIVING</b>	<b>No</b>	<b>Yds</b>	<b>Avg</b>	<b>Lg</b>	<b>TD</b>
Wallace	47	553	11.8	45	5
Gordon	36	414	11.5	41	4
Denney	22	203	9.2	29	1
Piccolo	17	143	8.4	25	1
Sayers	17	116	6.8	25	0
Bull	14	91	6.5	17	0
Simmons	13	178	13.0	48	0
Hull	12	63	5.3	29	0
Ogden	7	100	14.3	21	0
Kurek	4	30	7.5	13	0
Montgomery	2	8	4.0	6	0
Turner	1	19	19.0	19	0
Lyle	1	11	11.0	11	0
<b>BEARS</b>	<b>193</b>	<b>1929</b>	<b>10.0</b>	<b>48</b>	<b>11</b>
<b>OPONENTS</b>	<b>150</b>	<b>2239</b>	<b>14.9</b>	<b>77</b>	<b>23</b>

<b>PUNTING</b>	<b>No</b>	<b>Yds</b>	<b>Avg</b>	<b>Net</b>	<b>TB</b>	<b>In</b>	<b>Lg</b>	<b>B</b>	
Green	76	2964	39.0					59	0
<b>BEARS</b>	<b>76</b>	<b>2964</b>	<b>39.0</b>					<b>59</b>	<b>0</b>
<b>OPONENTS</b>	<b>59</b>	<b>2460</b>	<b>41.7</b>					<b>72</b>	<b>0</b>

<b>INTS</b>	<b>No</b>	<b>Yds</b>	<b>Avg</b>	<b>Lg</b>	<b>TD</b>
J. Taylor	3	37	12.3	23	0
Daniels	3	37	12.3	32	0
Youngblood	3	22	7.3	22	1
Butkus	2	13	6.5	11	0
Buffone	2	12	6.0	12	0
Lyle	1	10	10.0	10	0
Pride	1	1	1.0	1	0
McRae	1	0	0.0	0	0
<b>BEARS</b>	<b>16</b>	<b>132</b>	<b>8.3</b>	<b>32</b>	<b>1</b>
<b>OPONENTS</b>	<b>21</b>	<b>NA</b>	<b>NA</b>	<b>44</b>	<b>0</b>

<b>KO RETURNS</b>	<b>No</b>	<b>Yds</b>	<b>Avg</b>	<b>Lg</b>	<b>TD</b>
Sayers	14	339	24.2	52	0
Lyle	11	248	22.5	32	0
Turner	10	326	32.6	74	0
Gordon	6	105	17.5	27	0
Kurek	4	66	16.5	20	0
Butkus	3	28	9.3	28	0
Seals	2	20	10.0	20	0
Holman	1	0	0.0	0	0
Kuechenberg	1	0	0.0	0	0
<b>BEARS</b>	<b>52</b>	<b>1132</b>	<b>21.8</b>	<b>74</b>	<b>0</b>
<b>OPONENTS</b>	<b>38</b>	<b>921</b>	<b>24.3</b>	<b>86</b>	<b>1</b>

<b>PUNT RET.</b>	<b>Ret</b>	<b>FC</b>	<b>Yds</b>	<b>Avg</b>	<b>Lg</b>	<b>TD</b>
Lyle	12	1	78	6.5	27	0
Piccolo	9	5	43	4.8	15	0
Turner	8	2	32	4.0	12	0
Gordon	1	0	11	11.0	11	0
Sayers	0	1	0	0.0	0	0
<b>BEARS</b>	<b>30</b>	<b>9</b>	<b>164</b>	<b>5.47</b>	<b>27</b>	<b>0</b>
<b>OPONENTS</b>	<b>28</b>	<b>NA</b>	<b>106</b>	<b>3.75</b>	<b>24</b>	<b>0</b>

<b>FGs</b>	<b>1-19</b>	<b>20-29</b>	<b>30-39</b>	<b>40-49</b>	<b>50+</b>
Percival	1/	3/	4/	0/	0/
<b>BEARS</b>	<b>1/</b>	<b>3/</b>	<b>4/</b>	<b>0/</b>	<b>0/</b>
<b>OPONENTS</b>	<b>3/</b>	<b>4/</b>	<b>3/</b>	<b>3/</b>	<b>0/</b>
Percival:	34,10,37,27,35,21,25,38				
<b>OPONENTS:</b>					
	32,24,20,46,28,23,11,48,30,17,17,43,31				

<b>DEFENSE</b>	<b>T</b>	<b>S</b>	<b>A</b>	<b>FF</b>	<b>FR</b>	<b>PD</b>	<b>Sa</b>	<b>Int</b>
Buffone	68	NA	NA	NA	NA	NA	3.0	2
Taylor	41	30	11	NA	NA	NA	NA	3
Holman	40	14	25	NA	NA	NA	NA	0
Evey	39	3	36	NA	NA	NA	NA	0
O'Bradovich	35	14	21	NA	NA	NA	NA	0
McRae	25	20	5	NA	NA	NA	NA	1
<b>SACKS:</b>	<b>Evey</b>	<b>6.0</b>	<b>Buffone</b>	<b>3.0</b>				
<b>TEAM 33.0, OPONENTS 55.0</b>								



### 1970 CHICAGO BEARS STATISTICS

**Record: 6-8, .429**

**3rd Place, NFC Central**  
**Head Coach: Jim Dooley**

Date	Result	Opponent	Score
09/19	W	at N.Y. Giants	62,936
09/27	W	PHILADELPHIA	53,643
10/05	L	at Detroit	58,210
10/11	L	0-24 MINNESOTA	45,405
10/18	L	7-20 SAN DIEGO	45,278
10/25	L	10-16 DETROIT	45,632
11/01	W	23-14 at Atlanta	58,850
11/08	L	16-37 SAN FRANCISCO	45,607
11/15	L	19-20 at Green Bay	56,263
11/22	W	31-13 BUFFALO	41,015
11/29	L	20-21 at Baltimore	60,240
12/05	L	13-16 at Minnesota	47,900
12/13	W	35-17 GREEN BAY	44,957
12/20	W	24-3 at New Orleans	63,518

	Bears	Opp
<b>TOTAL FIRST DOWNS</b>	<b>179</b>	<b>234</b>
Rushing	83	83
Passing	76	133
Penalty	20	18
3rd Down: Made/Att	NA	NA
3rd Down Pct.	NA	NA
4th Down: Made/Att	NA	NA
4th Down Pct.	NA	NA
<b>TOTAL NET YARDS</b>	<b>2431</b>	<b>2925</b>
Avg. Per Game	173.6	208.9
Total Plays	808	895
Avg. Per Play	4.0	4.5
<b>NET YARDS RUSHING</b>	<b>1092</b>	<b>1471</b>
Avg. Per Game	78.0	105.1
Total Rushes	353	459
<b>NET YARDS PASSING</b>	<b>2173</b>	<b>2596</b>
Avg. Per Game	135.9	171.7
Sacked/Yards Lost	33/258	42/329
Gross Yards	2431	2925
Att./Completions	422/210	394/233
Completion Pct.	49.8	59.1
Had Intercepted	22	17
<b>PUNTS/AVERAGE</b>	<b>84/40.8</b>	<b>87/37.6</b>
<b>NET PUNTING AVG.</b>	<b>NA</b>	<b>NA</b>
<b>PENALTIES/YARDS</b>	<b>NA</b>	<b>NA</b>
<b>FUMBLES/BALL LOST</b>	<b>29/14</b>	<b>27/13</b>
<b>TOUCHDOWNS</b>	<b>28</b>	<b>31</b>
Rushing	3	11
Passing	21	18
Returns	4	2

PASSING	Att	Cmp	Yds	Cmp%	Yd/Att	TD	TD%	Int	Int%	Lg	Sack/Lost	Rating
Concannon	385	194	2130	50.4	5.55	16	4.2	18	4.7	69	24/206	61.5
Douglass	30	12	218	40.0	7.27	4	13.3	3	10.0	53	7/46	65.7
Green	2	2	37	100.0	18.50	0	0.0	0	0.0	34	0/0	118.8
Bull	4	2	46	50.0	11.50	1	25.0	1	25.0	34	0/0	91.7
Nix	1	0	0	0.0	0.00	0	0.0	1	100.0	00	1/2	0.0
Lyle	0	0	0	0.0	0.00	0	0.0	0	0.0	00	1/4	-
<b>BEARS</b>	<b>422</b>	<b>210</b>	<b>2431</b>	<b>49.8</b>	<b>5.76</b>	<b>21</b>	<b>5.0</b>	<b>23</b>	<b>5.5</b>	<b>69</b>	<b>33/258</b>	<b>61.4</b>
<b>OPPONENTS</b>	<b>394</b>	<b>233</b>	<b>2925</b>	<b>59.1</b>	<b>7.42</b>	<b>18</b>	<b>4.6</b>	<b>17</b>	<b>4.3</b>	<b>79</b>	<b>42/329</b>	<b>79.5</b>

Score by Period	1	2	3	4	OT	Tot
BEARS	82	57	37	73	0	256
OPPONENTS	48	60	82	78	0	261

SCORING	TDs:Ru-Pa-R	K-PAT	FG	2pt	Pts			
Percival	0	0	0	28/28	20/34	0	88	
Gordon	13	0	13	0	0	78		
Seymour	4	0	4	0	0	24		
Turner	4	0	4	0	0	24		
Concannon	2	2	0	0	0	12		
Farmer	2	0	2	0	0	12		
Coady	1	0	1	0	0	6		
Ogden	1	0	1	0	0	6		
Shy	1	0	1	0	0	6		
<b>BEARS</b>	<b>28</b>	<b>3</b>	<b>21</b>	<b>4</b>	<b>28/28</b>	<b>20/34</b>	<b>0</b>	<b>256</b>
<b>OPPONENTS</b>	<b>31</b>	<b>11</b>	<b>18</b>	<b>2</b>	<b>27/27</b>	<b>16/29</b>	<b>0</b>	<b>261</b>

RUSHING	No	Yds	Avg	Lg	TD
Montgomery	62	229	3.7	38	0
Shy	79	227	2.9	45	1
Bull	68	214	3.2	28	0
Concannon	42	136	3.2	16	2
Hull	32	99	3.1	13	0
Sayers	23	52	2.3	15	0
Baynham	26	68	2.6	9	0
Kurek	6	24	4.0	11	0
Douglass	7	22	3.1	7	0
Gordon	4	17	4.3	7	0
Green	1	7	7.0	7	0
Turner	3	-3	-1.0	0	0
<b>BEARS</b>	<b>353</b>	<b>1092</b>	<b>3.1</b>	<b>45</b>	<b>3</b>
<b>OPPONENTS</b>	<b>459</b>	<b>1471</b>	<b>3.2</b>	<b>23</b>	<b>11</b>

RECEIVING	No	Yds	Avg	Lg	TD
Gordon	71	1026	14.5	69	13
Farmer	31	496	16.0	60	2
Wallace	15	160	10.7	33	0
Montgomery	14	75	5.4	17	0
Bull	13	60	4.6	17	0
Hull	13	44	3.4	17	0
Baynham	12	43	3.6	13	0
Shy	10	147	14.7	64	0
Hester	7	54	7.7	16	0
Seymour	6	145	24.2	53	4
Coady	6	44	7.3	14	1
Cole	3	47	15.7	34	0
Kurek	3	11	3.7	5	0
Turner	2	43	21.5	34	0
Ogden	1	6	6.0	6	1
Percival	1	19	19.0	19	0
Lyle	1	5	5.0	5	0
Sayers	1	-6	-6.0	-6	0
<b>BEARS</b>	<b>210</b>	<b>2173</b>	<b>10.3</b>	<b>69</b>	<b>21</b>
<b>OPPONENTS</b>	<b>233</b>	<b>2596</b>	<b>11.1</b>	<b>79</b>	<b>18</b>

PUNTING	No	Yds	Avg	Net	TB	In	Lg
Green	83	3395	40.9				56
Lyle	1	29	29.0				29
<b>BEARS</b>	<b>84</b>	<b>3424</b>	<b>40.8</b>				<b>56</b>
<b>OPPONENTS</b>	<b>87</b>	<b>3271</b>	<b>37.6</b>				<b>62</b>

INTS	No	Yds	Avg	Lg	TD
Buffone	4	33	8.3	16	0
Bulkus	3	0	0.0	0	0
Taylor	2	18	9.0	18	0
Bruppacher	2	17	8.5	7	0
Clark	1	32	32.0	32	0
Davis	1	0	0.0	0	0
McRae	1	0	0.0	0	0
Seals	1	0	0.0	0	0
<b>BEARS</b>	<b>17</b>	<b>100</b>	<b>5.9</b>	<b>32</b>	<b>0</b>
<b>OPPONENTS</b>	<b>22</b>	<b>NA</b>	<b>NA</b>	<b>43</b>	<b>1</b>

KO RETURNS	No	Yds	Avg	Lg	TD
Turner	23	752	32.7	96	4
Smith	28	651	23.2	46	0
Montgomery	4	69	17.3	21	0
Bulkus	1	0	0.0	0	0
<b>BEARS</b>	<b>56</b>	<b>1472</b>	<b>26.3</b>	<b>96</b>	<b>4</b>
<b>OPPONENTS</b>	<b>47</b>	<b>935</b>	<b>19.9</b>	<b>32</b>	<b>0</b>

PUNT RET.	Ret	FC	Yds	Avg	Lg	TD
Cole	14	1	83	5.9	15	0
Lyle	9	3	37	4.1	10	0
Smith	33	1	128	3.9	15	0
Turner	1	0	0	0.0	0	0
<b>BEARS</b>	<b>57</b>	<b>5</b>	<b>246</b>	<b>4.3</b>	<b>15</b>	<b>0</b>
<b>OPPONENTS</b>	<b>40</b>	<b>NA</b>	<b>268</b>	<b>6.7</b>	<b>76</b>	<b>0</b>

FGs	1-19	20-29	30-39	40-49	50+
Percival	4/	5/	9/	1/	1/
BEARS	4/	5/	9/	1/	1/
OPPONENTS	2/	5/	2/	7/	0/
Percival:	28,17,36,11,30,47,31,36,37,19,23,38,13,31,37,28,27,33,24,50				
OPPONENTS:	25,20,45,42,22,43,49,31,40,17,49,21,23,10,32,47				

DEFENSE	T	S	A	FF	FR	PD	Sa	Int
(Top 10)								
Bulkus	132	48	84	NA	2	NA	NA	4
Buffone	90	40	50	NA	0	NA	NA	4
Caffey	82	41	41	NA	0	NA	NA	4
Holman	79	31	48	NA	0	NA	12.0	0
Seals	54	22	32	NA	1	NA	5.0	1
Clark	44	18	26	NA	0	NA	NA	4
Staley	42	6	36	NA	0	NA	7.0	0
McRae	37	10	27	NA	0	NA	NA	4
Daniels	33	14	19	NA	0	NA	NA	4
O'Bradovich	27	19	8	NA	0	NA	8.0	0
Seals	5	0	0	NA	0	NA	8.0	0
Sacks:	Holman 12.0, O'Bradovich 8.0, Staley 7.0, Seals 5.0							

**TEAM 42.0, OPPONENTS 33.0**

#### USUAL STARTERS

Offense	Defense
WR ... Dick Gordon	RE ... Ed O'Bradovich
LT ... Randy Jackson	RT ... Bill Staley
LG ... Glen Holloway	LT ... George Seals
C ... Bob Hyland	LE ... Willie Holman
RG ... James Cadlie	WLB ... Lee Roy Caffey
RT ... Wayne Mass	MLB ... Dick Bulkus
TE ... Rich Coady	SLB ... Doug Buffone
WR ... George Farmer	RCB ... Joe Taylor
QB ... Jack Concannon	LCB ... Bennie McRae
RB ... Ross Montgomery	SS ... Phil Clark
FB ... Ronnie Bull	FS ... Dick Daniels

#### RANKINGS

Team Stats	Bears	Avg
Total Yards	2431	173.6
Rushing Yards	1092	78.0
Passing Yards	2173	155.2
Points Scored	256	18.3
<b>Opp Avg</b>		
Total Yards	2925	208.9
Rushing Yards	1471	105.1
Passing Yards	2596	185.4
Points Scored	261	18.6

### 1971 CHICAGO BEARS STATISTICS

**Record: 6-8, .429**

**3rd Place, NFC Central**  
**Head Coach: Jim Dooley**

Date	Opponent	Score
9/9	W 17-15	PITTSBURGH 55,049
9/16	W 20-17	at Minnesota 47,900
10/3	L 3-17	at L.A. Rams 66,957
10/10	W 35-14	NEW ORLEANS 55,049
10/17	L 0-13	at San Francisco 44,133
10/24	W 28-23	at Detroit 54,418
10/31	W 23-19	DALLAS 55,049
11/7	L 14-17	GREEN BAY 55,049
11/14	W 16-15	WASHINGTON 55,049
11/21	L 3-28	DETROIT 55,049
11/29	L 3-34	at Miami 75,312
12/05	L 3-6	at Denver 51,200
12/12	L 10-31	at Green Bay 56,263
12/19	L 10-27	MINNESOTA 55,049

Category	Bears	Opp
<b>TOTAL FIRST DOWNS</b>	<b>189</b>	<b>234</b>
Rushing	75	99
Passing	99	117
Penalty	15	18
3rd Down: Made/Att	NA	NA
3rd Down Pct.	NA	NA
4th Down: Made/Att	NA	NA
4th Down Pct.	NA	NA
<b>TOTAL NET YARDS</b>	<b>3336</b>	<b>4520</b>
Avg. Per Game	238.3	322.9
Total Plays	857	899
Avg. Per Play	3.9	5.0
<b>NET YARDS RUSHING</b>	<b>1434</b>	<b>2116</b>
Avg. Per Game	102.4	151.4
Total Rushes	365	509
<b>NET YARDS PASSING</b>	<b>1902</b>	<b>2404</b>
Avg. Per Game	135.9	171.7
Sacked/Yards Lost	49/392	28/203
Gross Yards	2294	2607
Att./Completions	443/186	362/192
Completion Pct.	41.9	53.0
Had Intercepted	28	22
<b>PUNTS/AVERAGE</b>	<b>77/40.1</b>	<b>66/40.8</b>
<b>NET PUNTING AVG.</b>	<b>NA</b>	<b>NA</b>
<b>PENALTIES/YARDS</b>	<b>78/746</b>	<b>78/819</b>
<b>FUMBLES/BALL LOST</b>	<b>28/18</b>	<b>36/23</b>
<b>TOUCHDOWNS</b>	<b>20</b>	<b>29</b>
Rushing	6	14
Passing	12	12
Returns	2	3

Category	Att	Cmp	Yds	Cmp%	Yd/Att	TD	TD%	Int	Int%	Lg	Sack/Lost	Rating
Douglass	225	91	1164	40.4	5.17	5	2.2	15	6.7	64	30/235	37.0
Seals	137	51	760	37.2	5.55	6	4.4	10	7.3	41	10/91	40.4
Concannon	77	42	334	54.5	4.34	0	0.0	3	3.9	28	8/61	49.4
Shy	1	1	23	100.0	23.00	1	100.0	0	0.0	23	1/5	158.3
Green	2	1	13	50.0	6.50	0	0.0	0	0.0	13	0/0	70.8
Wallace	1	0	0	0.0	0.00	0	0.0	0	0.0	-	0/0	39.6
<b>BEARS</b>	<b>443</b>	<b>186</b>	<b>2294</b>	<b>42.0</b>	<b>5.18</b>	<b>12</b>	<b>2.7</b>	<b>28</b>	<b>6.3</b>	<b>64</b>	<b>49/392</b>	<b>41.3</b>
<b>OPPONENTS</b>	<b>362</b>	<b>192</b>	<b>2607</b>	<b>53.0</b>	<b>7.20</b>	<b>12</b>	<b>3.3</b>	<b>22</b>	<b>6.1</b>	<b>77</b>	<b>28/203</b>	<b>62.0</b>

Score by Period	1	2	3	4	OT	Tot
BEARS	34	57	25	69	0	185
OPPONENTS	63	96	60	57	0	276

SCORING	TDs: Ru-Pa-	R	K-PAT	FG	2pt	Pts		
Percival	0	0	0	18/18	15/33	0	63	
Farmer	5	0	5	0	0	30		
Gordon	5	0	5	0	0	30		
Douglass*	3	3	0	0	1/1	0	19	
Shy	2	2	0	0	0	12		
Wallace	2	0	2	0	0	12		
Pinder	1	1	0	0	0	6		
Brupbacher	1	0	0	1	0	6		
Seals	1	0	0	1	0	6		
Butkus**	0	0	0	1/1	0	1		
<b>BEARS</b>	<b>20</b>	<b>6</b>	<b>12</b>	<b>20/20</b>	<b>15/33</b>	<b>0</b>	<b>185</b>	
<b>OPPONENTS</b>	<b>29</b>	<b>14</b>	<b>12</b>	<b>3</b>	<b>28/29</b>	<b>24/39</b>	<b>1</b>	<b>276</b>

\*Douglass conversion on a run  
\*\*Butkus conversion on pass from Douglass

RUSHING	No	Yds	Avg	Lg	TD
Shy	116	420	3.6	21	2
Pinder	63	311	4.9	40	1
Douglass	39	284	7.0	30	3
Grabowski	51	149	2.9	9	0
Jo. Moore	29	90	3.1	12	0
Tucker	32	82	2.6	21	0
Sayers	13	38	2.9	9	0
Buffone	1	19	19.0	19	0
Harrison	5	13	2.6	12	0
Nix	9	12	1.3	14	0
Farmer	1	11	11.0	11	0
Concannon	5	5	1.0	2	0
Wallace	1	0	0.0	0	0
<b>BEARS</b>	<b>365</b>	<b>1434</b>	<b>3.9</b>	<b>40</b>	<b>6</b>
<b>OPPONENTS</b>	<b>509</b>	<b>2116</b>	<b>4.1</b>	<b>52</b>	<b>14</b>

RECEIVING	No	Yds	Avg	Lg	TD
Farmer	46	737	16.0	64	5
Gordon	43	610	14.2	45	5
Wallace	27	400	14.8	58	2
Shy	19	163	8.6	25	0
Grabowski	17	100	5.9	25	0
Tucker	11	65	5.9	21	0
Pinder	10	51	5.1	14	0
Seymour	5	75	15.0	21	0
Thomas	3	40	13.3	28	0
Jo. Moore	2	22	11.0	18	0
Harrison	2	18	9.0	12	0
Turner	1	13	13.0	13	0
<b>BEARS</b>	<b>186</b>	<b>2294</b>	<b>12.3</b>	<b>64</b>	<b>12</b>
<b>OPPONENTS</b>	<b>192</b>	<b>2607</b>	<b>13.6</b>	<b>77</b>	<b>12</b>

PUNTING	No	Yds	Avg	Net	TB	In	Lg	B
Green	77	3388	40.1					60
BEARS	77	3388	40.1					60
OPPONENTS	66	2693	40.8					60

INTS	No	Yds	Avg	Lg	TD
Ford	5	46	9.2	24	0
Butkus	4	9	2.3	9	0
Taylor	3	69	23.0	39	0
Smith	3	48	16.0	27	0
Buffone	2	27	13.5	18	0
Brupbacher	2	34	17.0	34	0
Lyle	1	29	29.0	29	0
Gunn	1	5	5.0	5	0
Jeter	1	0	0.0	0	0
<b>BEARS</b>	<b>22</b>	<b>267</b>	<b>12.1</b>	<b>39</b>	<b>0</b>
<b>OPPONENTS</b>	<b>28</b>	<b>465</b>	<b>16.6</b>	<b>89</b>	<b>1</b>

KO RETURNS	No	Yds	Avg	Lg	TD
Smith	26	671	25.8	41	0
Turner	31	639	20.6	40	0
Butkus	2	15	7.5	12	0
<b>BEARS</b>	<b>59</b>	<b>1325</b>	<b>22.5</b>	<b>41</b>	<b>0</b>
<b>OPPONENTS</b>	<b>32</b>	<b>818</b>	<b>25.6</b>	<b>102t</b>	<b>1</b>

PUNT RET.	Ret	FC	Yds	Avg	Lg	TD
Smith	26	4	194	7.5	43	0
Turner	9	5	63	7.0	21	0
Lyle	1	0	5	5.0	5	0
<b>BEARS</b>	<b>36</b>	<b>9</b>	<b>262</b>	<b>7.4</b>	<b>43</b>	<b>0</b>
<b>OPPONENTS</b>	<b>31</b>	<b>22</b>	<b>172</b>	<b>5.5</b>	<b>38</b>	<b>0</b>

FGs	1-19	20-29	30-39	40-49	50+
Percival	4/	1/	5/	5/	0/
BEARS	4/	1/	5/	5/	0/
OPPONENTS	6/	9/	6/	3/	0/
Percival:	33,45,45,36,44,38,35,15,42,9,41,15,34,12,22				
OPPONENTS:	32,29,42,14,23,9,15,28,49,29,10,22,30,12,37,9,27,43,35,37,33,27,25,27				

DEFENSE	T	S	A	FF	FR	PD	Sa	Int
(Top 10)								
Butkus	117	68	49	3	3	NA	1.0	4
Holman	79	38	41	5	2	NA	9.0	0
Buffone	76	67	9	2	1	NA	10.2	0
Seals	74	59	15	0	1	NA	8.0	0
Brupbacher	61	50	11	3	3	NA	0.0	2
Smith	51	26	25	2	1	NA	0.0	3
O'Bradovich	49	30	19	2	1	NA	7.0	0
Ford	47	26	21	2	1	NA	0.0	5
Taylor	47	13	34	0	1	NA	0.0	3
Staley	37	20	17	0	1	NA	0.0	0

**SACKS:** Holman 9.0, Seals 8.0, O'Bradovich 7.0, McGee 2.0, Buffone 1.0, Butkus 1.0  
**TEAM 28.0, OPPONENTS 49.0**

#### USUAL STARTERS

Offense	
WR	Dick Gordon
LT	Randy Jackson
LG	Glen Holloway
C	Rich Coady
RG	James Cadile
RT	Steve Wright
TE	Bob Wallace
WR	George Farmer
QB	Bobby Douglass
RB	Don Shy
FB	Jim Grabowski

Defense	
RE	Ed O'Bradovich
RT	Bill Staley
LT	George Seals
LE	Willie Holman
WLB	Ross Brupbacher
MLB	Dick Butkus
SLB	Doug Buffone
RCB	Joe Taylor
LCB	Charlie Ford
SS	Ron Smith
FS	Jerry Moore

#### RANKINGS

Team Stats	Bears	Avg	Rank
Total Yards	3336	238.3	23
Rushing Yards	1434	102.4	23
Passing Yards	1902	135.9	18
Points Scored	185	13.2	25
Opp		Avg	Rank
Total Yards	4520	322.9	19
Rushing Yards	2116	151.6	19
Passing Yards	2404	171.7	20
Points Scored	276	19.7	12



### 1972 CHICAGO BEARS STATISTICS

**Record: 4-9-1, .321**  
**4th Place, NFC Central**  
**Head Coach: Abe Gbron**

09/17	L	21-37	ATLANTA	55,701
09/24	T	13-13	L.A. RAMS	55,701
10/01	L	24-38	DETROIT	55,701
10/08	L	17-20	at Green Bay	56,263
10/15	W	17-0	at Cleveland	72,339
10/23	W	13-10	MINNESOTA	55,701
10/29	W	27-10	at St. Louis	50,464
11/05	L	0-14	at Detroit	54,418
11/12	L	17-23	GREEN BAY	55,701
11/19	L	21-34	SAN FRANCISCO	55,701
11/26	L	3-13	CINCINNATI	55,701
12/03	L	10-23	at Minnesota	49,784
12/10	W	21-12	at Philadelphia	65,720
12/17	L	21-28	at Oakland	54,711

	Bears	Opp
<b>TOTAL FIRST DOWNS</b>	<b>190</b>	<b>224</b>
Rushing	124	96
Passing	54	108
Penalty	12	20
3rd Down: Made/Att	62/181	76/192
3rd Down Pct.	34.3	39.6
4th Down: Made/Att	NA	NA
4th Down Pct.	NA	NA
<b>TOTAL NET YARDS</b>	<b>3468</b>	<b>3923</b>
Avg. Per Game	247.7	280.2
Total Plays	773	841
Avg. Per Play	4.5	4.7
<b>NET YARDS RUSHING</b>	<b>2360</b>	<b>1751</b>
Avg. Per Game	168.6	125.1
Total Rushes	536	476
<b>NET YARDS PASSING</b>	<b>1108</b>	<b>2172</b>
Avg. Per Game	79.1	155.1
Sacked/Yards Lost	32/175	23/173
Gross Yards	1283	2345
Att./Completions	205/78	342/180
Completion Pct.	38.0	52.6
Had Intercepted	13	21
<b>PUNTS/AVERAGE</b>	<b>67/41.2</b>	<b>52/43.0</b>
NET PUNTING AVG.	NA	NA
<b>PENALTIES/YARDS</b>	<b>74/574</b>	<b>69/644</b>
<b>FUMBLES/BALL LOST</b>	<b>40/22</b>	<b>37/14</b>
<b>TOUCHDOWNS</b>	<b>27</b>	<b>31</b>
Rushing	15	11
Passing	9	16
Returns	3	4

	PASSING	Att	Cmp	Yds	Cmp%	Yd/Att	TD	TD%	Int	Int%	Lg	Sack/Lost	Rating
Douglass	198	75	1246	37.9	6.29	9	4.5	12	6.1	851	32/175	49.8	
Green	2	1	23	50.0	11.50	0	0.0	1	50.0	23	0/0	52.1	
Huarte	5	2	14	40.0	2.80	0	0.0	0	0.0	8	0/0	47.9	
<b>BEARS</b>	<b>205</b>	<b>78</b>	<b>1283</b>	<b>38.0</b>	<b>6.26</b>	<b>9</b>	<b>4.4</b>	<b>13</b>	<b>6.3</b>	<b>851</b>	<b>32/175</b>	<b>48.1</b>	
<b>OPPONENTS</b>	<b>342</b>	<b>180</b>	<b>2345</b>	<b>52.6</b>	<b>6.86</b>	<b>16</b>	<b>4.7</b>	<b>21</b>	<b>6.1</b>	<b>641</b>	<b>23/173</b>	<b>64.5</b>	

Score by Period	1	2	3	4	OT	Tot
BEARS	35	43	54	93	0	225
OPPONENTS	76	100	53	46	0	275

SCORING	TDs:Ru-Pa-R	K-PAT	FG	2pt	Pts			
Percival	0	0	0	26/26	12/24	0	62	
Douglass	8	8	0	0	0	48		
Thomas	4	0	3	1	0	24		
Harrison	3	2	1	0	0	18		
Pinder	3	3	0	0	0	18		
Farmer	2	0	2	0	0	12		
Parsons	1	0	1	0	0	6		
Seymour	1	0	1	0	0	6		
Lawson	1	0	1	0	0	6		
Kosins	1	0	1	0	0	6		
Smith	1	0	0	1	0	6		
Shy	1	0	0	1	0	6		
Brupbacher	1	0	0	1	0	6		
Butkus*	0	0	0	0	1/1	0	1	
<b>BEARS</b>	<b>27</b>	<b>15</b>	<b>3</b>	<b>27/27</b>	<b>12/24</b>	<b>0</b>	<b>225</b>	
<b>OPPONENTS</b>	<b>31</b>	<b>11</b>	<b>16</b>	<b>4</b>	<b>30/31</b>	<b>19/26</b>	<b>1</b>	<b>275</b>

\*Butkus conversion from Douglass

RUSHING	No	Yds	Avg	Lg	TD
Douglass	141	968	6.9	75t	8
Harrison	167	622	3.7	19	2
Shy	91	342	3.8	22	1
Pinder	87	300	3.4	19	3
Lawson	33	106	3.2	14	1
Butkus	1	28	28.0	28	0
Thomas	5	13	2.6	8	0
Kosins	3	5	1.7	3	0
Turner	3	0	0.0	11	0
Parsons	1	0	0.0	0	0
Huarte	1	-2	-2.0	-2	0
Seymour	1	-9	-9.0	-9	0
Farmer	2	-13	-6.5	-2	0
<b>BEARS</b>	<b>536</b>	<b>2360</b>	<b>4.4</b>	<b>57t</b>	<b>15</b>
<b>OPPONENTS</b>	<b>476</b>	<b>1751</b>	<b>3.7</b>	<b>45t</b>	<b>11</b>

RECEIVING	No	Yds	Avg	Lg	TD
Thomas	20	365	18.3	44	3
Farmer	14	380	27.1	85t	2
Seymour	10	165	16.5	35t	1
Shy	10	109	10.9	28	0
Lawson	8	120	15.0	40	0
Harrison	8	30	3.8	20	1
Turner	3	71	23.7	36	0
Kosins	2	15	7.5	8	1
Pinder	1	13	13.0	13	0
Wallace	1	9	9.0	9	0
Parsons	1	6	6.0	6t	1
<b>BEARS</b>	<b>78</b>	<b>1283</b>	<b>16.5</b>	<b>85t</b>	<b>9</b>
<b>OPPONENTS</b>	<b>180</b>	<b>2345</b>	<b>13.0</b>	<b>64t</b>	<b>16</b>

PUNTING	No	Yds	Avg	Net	TB	In	Lg
Green	67	2758	41.2				58
<b>BEARS</b>	<b>67</b>	<b>2758</b>	<b>41.2</b>				<b>58</b>
<b>OPPONENTS</b>	<b>62</b>	<b>2668</b>	<b>43.0</b>				<b>64</b>

INTS	No	Yds	Avg	Lg	TD
Ford	7	104	14.9	43	0
Taylor	4	0	0.0	0	0
Butkus	2	19	9.5	14	0
Jeter	2	0	0.0	0	0
Lyle	2	52	26.0	35	0
Buffone	1	0	0.0	0	0
Brupbacher	1	11	11.0	11	0
Je. Moore	1	5	5.0	5	0
Smith	1	2	2.0	2	0
<b>BEARS</b>	<b>21</b>	<b>193</b>	<b>9.2</b>	<b>43</b>	<b>0</b>
<b>OPPONENTS</b>	<b>13</b>	<b>104</b>	<b>8.0</b>	<b>NA</b>	<b>1</b>

KO RETURNS	No	Yds	Avg	Lg	TD
Smith	30	924	30.8	94t	1
Turner	16	409	25.6	57	0
Clemons	2	53	26.5	27	0
Holloway	1	28	28.0	28	0
Butkus	1	15	15.0	15	0
Pinder	1	14	14.0	14	0
Horton	1	3	3.0	3	0
Thomas*	0	82	0.0	82t	1
<b>BEARS</b>	<b>52</b>	<b>1528</b>	<b>29.4</b>	<b>94t</b>	<b>2</b>
<b>OPPONENTS</b>	<b>42</b>	<b>1025</b>	<b>24.4</b>	<b>89</b>	<b>0</b>

\*Thomas took handoff from Smith at STL (10/29)

PUNT RET.	Ret	FC	Yds	Avg	Lg	TD
Smith	26	3	163	6.3	29	0
Clemons	2	3	15	7.5	10	0
<b>BEARS</b>	<b>28</b>	<b>6</b>	<b>178</b>	<b>6.4</b>	<b>29</b>	<b>0</b>
<b>OPPONENTS</b>	<b>24</b>	<b>26</b>	<b>126</b>	<b>5.3</b>	<b>32</b>	<b>0</b>

FGs	1-19	20-29	30-39	40-49	50+
Percival	6/6	3/4	2/4	1/9	0/1
<b>BEARS</b>	<b>6/6</b>	<b>3/4</b>	<b>2/4</b>	<b>1/9</b>	<b>0/1</b>
<b>OPPONENTS</b>	<b>4/4</b>	<b>7/8</b>	<b>6/8</b>	<b>1/3</b>	<b>1/3</b>

Percival: ((45N,19G,45G))(15G,41N)(12G,48N 51N)(8G)(21G,20G)(30N,12G,32G)(35N,49N (45N,38G)(48N)(9G)(45N,27G)((23N,46N

**OPPONENTS** (22G,39G,36G)(20G,45G,47N)(35G) 26G,34N,37G)((21G,27N)(15G)((51G,21G,21G)(14G,39N,39G)(9G,14G,14G,30N)(33G,43N,54N)

DEFENSE	T	S	A	FF	FR	PD	Sa	In	
(Top 10)									
Butkus	190	106	84	NA	4	NA	1	0	2
Buffone	158	96	62	NA	0	NA	1	0	1
Brupbacher	122	66	56	NA	1	NA	3	0	1
Osborne	82	54	28	NA	2	NA	5	0	0
Ford	64	50	14	NA	1	NA	1	0	0
Smith	58	44	14	NA	0	NA	0	0	1
McGee	72	39	33	NA	0	NA	2	0	0
Taylor	45	38	7	NA	0	NA	0	0	4
Rice	53	34	19	NA	1	NA	3	0	0
DeLong	50	28	22	NA	0	NA	3	0	0
<b>SACKS:</b> Osborne 5.0, Brupbacher 3.0, DeLong 3.0, Rice 3.0, Gunn 2.0, Horton 2.0, McGee 2.0, Buffone 1.0, Butkus 1.0, Line 1.0									
<b>TEAM 23.0, OPPONENTS 32.0</b>									

USUAL STARTERS	
<b>Offense</b>	<b>Defense</b>
WR ... Jim Seymour	RE ... Steve DeLong
LT ... Randy Jackson	RT ... Bill Line
LG ... Glen Holloway	LT ... Jim Osborne
C ... Rich Coady	LE ... Tony McGee
RG ... Bob Newton	WLB ... Ross Brupbacher
RT ... Bob Asher	MLB ... Dick Butkus
TE ... Earl Thomas	SLB ... Doug Buffone
WR ... George Farmer	RCB ... Joe Taylor
QB ... Bobby Douglass	LCB ... Charlie Ford
RB ... Cyril Pinder/Don Shy	SS ... Ron Smith
FB ... Jim Harrison	FS ... Jerry Moore

RANKINGS		
<b>Team Stats</b>	<b>Bears</b>	<b>Opp</b>
Total Yards	3468	247.7
Rushing Yards	2360	168.6
Passing Yards	1108	79.1
Points Scored	225	16.1
Total Yards	3923	280.2
Rushing Yards	1751	125.1
Passing Yards	2172	155.1
Points Scored	275	19.6

### 1973 CHICAGO BEARS STATISTICS

**Record: 3-11, .214**

**4th Place, NFC Central**  
**Head Coach: Abe Gibron**

09/16	L	17-20	DALLAS	50,955
09/23	L	13-22	MINNESOTA	52,035
09/30	W	33-14	at Denver	51,159
10/07	L	16-21	at New Orleans	56,561
10/14	L	6-46	at Atlanta	47,342
10/21	L	10-13	NEW ENGLAND	47,643
10/28	W	35-14	HOUSTON	43,755
11/04	W	31-17	at Green Bay	53,231
11/12	L	7-19	at Kansas City	70,664
11/18	L	7-30	DETROIT	48,625
11/25	L	19-31	at Minnesota	46,430
12/02	L	0-26	L.A. RAMS	47,620
12/09	L	7-40	at Detroit	41,729
12/16	L	0-21	GREEN BAY	29,157

<b>OTL FIRST DOWNS</b>	<b>Bears</b>	<b>Opp</b>
Rushing	97	138
Passing	77	90
Penalty	19	19
3rd Down: Made/Att	68/209	64/196
3rd Down Pct.	32.5	32.7
4th Down: Made/Att	NA	NA
4th Down Pct.	NA	NA
<b>OTL NET YARDS</b>	<b>3129</b>	<b>4183</b>
Avg. Per Game	223.5	298.8
Total Plays	848	898
Avg. Per Play	3.7	4.7
<b>NET YARDS RUSHING</b>	<b>1907</b>	<b>2509</b>
Avg. Per Game	136.2	179.2
Total Rushes	496	563
<b>NET YARDS PASSING</b>	<b>1222</b>	<b>1674</b>
Avg. Per Game	87.3	119.6
Sacked/Yards Lost	49/395	32/304
Gross Yards	1617	1978
Att./Completions	303/136	303/156
Completion Pct.	44.9	51.5
Had Intercepted	16	14
<b>PUNTS/AVERAGE</b>	<b>86/39.8</b>	<b>66/40.5</b>
<b>NET PUNTING AVG.</b>	<b>NA</b>	<b>NA</b>
<b>PENALTIES/YARDS</b>	<b>86/817</b>	<b>77/672</b>
<b>FUMBLES/BALL LOST</b>	<b>40/27</b>	<b>35/19</b>
<b>TOUCHDOWNS</b>	<b>22</b>	<b>37</b>
Rushing	11	19
Passing	8	17
Returns	3	1

<b>RUSHING</b>	<b>Att</b>	<b>Cmp</b>	<b>Yds</b>	<b>Cmp%</b>	<b>Yd/Att</b>	<b>TD</b>	<b>TD%</b>	<b>Int</b>	<b>Int%</b>	<b>Lg</b>	<b>Sack/Lost</b>	<b>Rating</b>
Douglass	174	81	1057	46.6	6.07	5	2.9	7	4.0	63	27/215	59.0
Hill	1	1	35	100.0	35.00	0	0.0	0	0.0	35	0/0	118.8
Huff	126	54	525	42.9	4.17	3	2.4	8	6.3	29t	22/180	36.5
Garrett	1	0	0	0.0	0.00	0	0.0	0	0.0	-	0/0	39.6
Thomas	1	0	0	0.0	0.00	0	0.0	0	0.0	-	0/0	0.0
<b>BEARS</b>	<b>303</b>	<b>136</b>	<b>1617</b>	<b>44.9</b>	<b>5.34</b>	<b>8</b>	<b>2.6</b>	<b>16</b>	<b>5.3</b>	<b>63</b>	<b>49/395</b>	<b>48.5</b>
<b>OPPONENTS</b>	<b>303</b>	<b>156</b>	<b>1978</b>	<b>51.5</b>	<b>6.53</b>	<b>17</b>	<b>5.6</b>	<b>14</b>	<b>4.6</b>	<b>54t</b>	<b>32/304</b>	<b>71.6</b>

<b>Score by Period</b>	<b>1</b>	<b>2</b>	<b>3</b>	<b>4</b>	<b>OT</b>	<b>Tot</b>
BEARS	40	50	58	47	0	195
OPPONENTS	50	120	75	89	0	334

<b>SCORING</b>	<b>Tds:Ru-Pa-R</b>	<b>K-PAT</b>	<b>FG</b>	<b>2pt</b>	<b>Pts</b>		
Roder	0	0	0	11/11	8/16	0	35
Douglass	5	5	0	0	0	30	30
Garrett	5	5	0	0	0	30	30
Percival	0	0	0	10/11	6/8	0	28
Thomas	4	0	4	0	0	24	24
Harrison	3	1	2	0	0	18	18
Hill	2	0	2	0	0	12	12
Bulkus	1	0	0	1	0	6	6
Farmer	1	0	1	0	0	6	6
Parsons	1	0	1	0	0	6	6
<b>BEARS</b>	<b>22</b>	<b>11</b>	<b>8</b>	<b>3</b>	<b>21/22</b>	<b>14/24</b>	<b>0</b>
<b>OPPONENTS</b>	<b>37</b>	<b>19</b>	<b>17</b>	<b>1</b>	<b>35/37</b>	<b>25/38</b>	<b>1</b>

<b>RUSHING</b>	<b>No</b>	<b>Yds</b>	<b>Avg</b>	<b>Lg</b>	<b>TD</b>
Garrett	175	655	3.8	35	5
Douglass	94	525	5.6	42	5
Harrison	100	370	3.7	17	1
Moore	58	191	3.3	25	0
Lawson	24	70	2.9	12	0
Kosins	24	65	2.7	7	0
Huff	11	22	2.0	8	0
Farmer	1	8	8.0	8	0
Sanderson	3	8	2.7	6	0
Thomas	1	5	5.0	5	0
Parsons	2	2	1.0	5	0
Hill	3	-14	-4.7	5	0
<b>BEARS</b>	<b>496</b>	<b>1907</b>	<b>3.8</b>	<b>42</b>	<b>11</b>
<b>OPPONENTS</b>	<b>563</b>	<b>2509</b>	<b>4.5</b>	<b>53</b>	<b>19</b>

<b>RECEIVING</b>	<b>No</b>	<b>Yds</b>	<b>Avg</b>	<b>Lg</b>	<b>TD</b>
Thomas	24	343	14.3	38	4
Garrett	23	292	12.7	39	0
Farmer	15	219	14.6	25	1
Harrison	21	200	9.5	44t	2
Colton	13	186	14.3	63	0
Reynolds	7	127	18.1	30	0
Hill	10	119	11.9	18	0
Lawson	9	60	6.7	21	0
Parsons	2	23	11.5	17	1
Sanderson	5	23	4.6	9	0
Moore	3	17	5.7	6	0
Kosins	4	8	2.0	10	0
<b>BEARS</b>	<b>136</b>	<b>1617</b>	<b>11.9</b>	<b>63</b>	<b>8</b>
<b>OPPONENTS</b>	<b>156</b>	<b>1978</b>	<b>12.7</b>	<b>54</b>	<b>17</b>

<b>PUNTING</b>	<b>No</b>	<b>Yds</b>	<b>Avg</b>	<b>Net</b>	<b>TB</b>	<b>In</b>	<b>Lg</b>	<b>B</b>
Green	82	3321	40.5					62
Parsons	4	106	26.5					33
<b>BEARS</b>	<b>86</b>	<b>3427</b>	<b>39.8</b>					<b>62</b>
<b>OPPONENTS</b>	<b>66</b>	<b>2671</b>	<b>40.5</b>					<b>63</b>

<b>INTS</b>	<b>No</b>	<b>Yds</b>	<b>Avg</b>	<b>Lg</b>	<b>TD</b>
Lyle	5	62	12.4	24	0
Buffone	3	22	7.3	22	0
Ford	2	50	25.0	41	0
Clemons	2	30	15.0	30	0
Butkus	1	0	0.0	0	0
Ellis	1	12	12.0	12	0
<b>BEARS</b>	<b>14</b>	<b>176</b>	<b>12.6</b>	<b>41</b>	<b>0</b>
<b>OPPONENTS</b>	<b>16</b>	<b>NA</b>	<b>20.9</b>	<b>NA</b>	<b>1</b>

<b>KO RETURNS</b>	<b>No</b>	<b>Yds</b>	<b>Avg</b>	<b>Lg</b>	<b>TD</b>
Hill	27	637	23.6	95t	1
Garrett	16	486	30.4	67	0
Turner	8	127	15.9	84	0
Sanderson	2	44	22.0	25	0
Colton	2	15	7.5	13	0
Parsons	2	15	7.5	15	0
Thomas*	0	12	0.0	12	0
Holloway	1	8	8.0	8	0
Osborne	1	0	0.0	0	0
<b>BEARS</b>	<b>59</b>	<b>1344</b>	<b>22.8</b>	<b>95t</b>	<b>1</b>
<b>OPPONENTS</b>	<b>33</b>	<b>813</b>	<b>24.7</b>	<b>84</b>	<b>0</b>

\* Thomas took handoff from Hill at NO (10/7)

<b>PUNT RET.</b>	<b>Ret</b>	<b>FC</b>	<b>Yds</b>	<b>Avg</b>	<b>Lg</b>	<b>TD</b>
Hill	36	6	204	5.7	72	1
Moore	1	0	0	0.0	0	0
<b>BEARS</b>	<b>37</b>	<b>6</b>	<b>204</b>	<b>5.5</b>	<b>72</b>	<b>1</b>
<b>OPPONENTS</b>	<b>40</b>	<b>26</b>	<b>294</b>	<b>7.4</b>	<b>42</b>	<b>0</b>

<b>FGs</b>	<b>1-19</b>	<b>20-29</b>	<b>30-39</b>	<b>40-49</b>	<b>50+</b>
Percival	4/4	0/0	2/3	0/1	0/0
Roder	1/1	2/2	1/3	4/7	0/3
<b>BEARS</b>	<b>5/5</b>	<b>2/2</b>	<b>3/6</b>	<b>4/8</b>	<b>0/3</b>
<b>OPPONENTS</b>	<b>6/6</b>	<b>6/6</b>	<b>8/12</b>	<b>5/12</b>	<b>0/2</b>

<b>Percival:</b>	(33G)(36N,31G,12G)(12G,10G)(10G,45N)
<b>Roder:</b>	(47N)(47G,42G)(56N,17G,40G,28G)(51N)
	(30G)(42N,37N)(43G,24G,40-49B)(39N)(54N)
<b>OPPONENTS:</b>	(25G,40-49B,11G)(41G,48N,25G,14G,11G,35G)(41N,34N,33N,39N)(23G,32G,33G)
	(32G,11G,43N)(25G)(47G,17G,43G,42G,51N)(26G,41N)(41G,45N)(52N,30G,16G,39G,26G)(36G,37G,48N)(32N)

<b>DEFENSE</b>	<b>T</b>	<b>S</b>	<b>A</b>	<b>FF</b>	<b>FR</b>	<b>PD</b>	<b>Sa</b>	<b>Int</b>
Chambers	132	101	31	NA	2	NA	9.0	2
Clemons	115	91	24	NA	1	NA	0.0	0
Buffone	102	83	19	NA	1	NA	1.0	3
Lyle	88	72	16	NA	1	NA	0.0	5
Butkus	90	64	26	NA	1	NA	0.0	1
Osborne	70	52	18	NA	1	NA	10.0	0
Rives	68	60	8	NA	1	NA	1.0	0
Taylor	67	54	13	NA	0	NA	0.0	0
McGee	61	48	13	NA	4	NA	1.0	0
Clark	54	43	11	NA	1	NA	0.0	0

**SACKS:** Osborne 10.0, Chambers 9.0, Tom 5.0, Hrivnak 2.0, Buffone 1.0, Gunn 1.0, Holman 1.0, McGee 1.0, Rice 1.0, Rives 1.0

**TEAM 32.0, OPPONENTS 49.0**

#### USUAL STARTERS

<b>Offense</b>	<b>Defense</b>
WR ... Earl Thomas	RE ... Mel Tom
LT ... Randy Jackson	RT ... Wally Chambers
LG ... Glen Holloway	LT ... Jim Osborne
C ... Rich Coady	LE ... Tony McGee
RG ... Bob Newton	WLB ... Bob Pifferini
RT ... Bob Asher	MLB ... Dick Butkus
TE ... Craig Cotton	SLB ... Doug Buffone
WR ... George Farmer	RCB ... Joe Taylor
QB ... Bobby Douglass	LCB ... Charlie Ford
RB ... Carl Garrett	SS ... Craig Clemons
FB ... Jim Harrison	FS ... Garry Lyle

#### RANKINGS

<b>Team Stats</b>	<b>Bears</b>	<b>Avg</b>	<b>Rank</b>
Total Yards	3129	223.5	...
Rushing Yards	1907	136.2	...15
Passing Yards	1222	87.3	...24
Points Scored	195	13.9	...24
	<b>Opp</b>	<b>Avg</b>	<b>Rank</b>
Total Yards	4183	298.8	...
Rushing Yards	2509	179.2	...25
Passing Yards	1674	119.6	...6
Points Scored	334	23.9	...20



### 1974 CHICAGO BEARS STATISTICS

**Record: 4-10, .286**

**4th Place, NFC Central**  
**Head Coach: Abe Gibron**

Date	W/L	Score	Opponent	Points
09/15	W	17-9	DETROIT	55,202
09/22	L	21-23	N.Y. JETS	55,753
09/29	L	7-11	at Minnesota	46,619
10/06	W	24-10	NEW ORLEANS	55,753
10/13	L	10-13	at Atlanta	58,850
10/21	W	10-9	GREEN BAY	55,753
10/27	L	6-16	at Buffalo	80,024
11/03	L	0-17	MINNESOTA	55,753
11/10	L	3-20	at Green Bay	48,273
11/17	L	0-34	SAN FRANCISCO	55,753
11/24	L	17-34	at Detroit	47,376
12/01	W	16-13	N.Y. GIANTS	55,753
12/08	L	21-28	at San Diego	36,997
12/15	L	0-42	at Washington	54,395

Category	Beats	Opp
<b>TOTAL FIRST DOWNS</b>	<b>203</b>	<b>231</b>
Rushing	92	104
Passing	96	102
Penalty	15	25
3rd Down: Made/Att	66/218	68/203
3rd Down Pct.	30.3	33.5
4th Down: Made/Att	NA	NA
4th Down Pct.	NA	NA
<b>TOTAL NET YARDS</b>	<b>3200</b>	<b>3818</b>
Avg. Per Game	228.6	272.7
Total Plays	866	873
Avg. Per Play	3.7	4.4
<b>NET YARDS RUSHING</b>	<b>1480</b>	<b>1739</b>
Avg. Per Game	105.7	123.6
Total Rushes	434	519
<b>NET YARDS PASSING</b>	<b>1720</b>	<b>2079</b>
Avg. Per Game	122.9	149.1
Sacked/Yards Lost	36/359	25/171
Gross Yards	2079	2250
Att./Completions	396/185	329/174
Completion Pct.	46.7	52.9
Had Intercepted	22	18
<b>PUNTS/AVERAGE</b>	<b>91/37.7</b>	<b>77/38.5</b>
<b>NET PUNTING AVG.</b>	<b>88/37.0</b>	<b>90/32.2</b>
<b>PENALTIES/YARDS</b>	<b>88/679</b>	<b>74/601</b>
<b>FUMBLES/BALL LOST</b>	<b>35/15</b>	<b>28/14</b>
<b>TOUCHDOWNS</b>	<b>18</b>	<b>33</b>
Rushing	10	17
Passing	8	12
Returns	0	4

PASSING	Att	Cmp	Yds	Cmp%	Yd/Att	TD	TD%	Int	Int%	Lg	Sack/Lost	Rating
Huff	283	142	1663	50.2	5.88	6	2.1	17	6.0	73	24/260	40.9
Douglass	100	41	387	41.0	3.87	2	2.0	4	4.0	40	9/69	42.4
Barnes	9	2	29	22.2	3.22	0	0.0	1	11.1	24	3/30	0.9
Parsons	1	0	0	0.0	0.0	0	0.0	0	0.0	0	0/0	39.6
Hill	1	0	0	0.0	0.0	0	0.0	0	0.0	0	0/0	39.6
Hodgins	1	0	0	0.0	0.0	0	0.0	0	0.0	0	0/0	39.6
Rather	1	0	0	0.0	0.0	0	0.0	0	0.0	0	0/0	39.6
<b>BEARS</b>	<b>396</b>	<b>185</b>	<b>2079</b>	<b>46.7</b>	<b>5.25</b>	<b>8</b>	<b>2.0</b>	<b>22</b>	<b>5.6</b>	<b>73</b>	<b>36/359</b>	<b>46.5</b>
<b>OPPONENTS</b>	<b>329</b>	<b>174</b>	<b>2250</b>	<b>52.9</b>	<b>6.84</b>	<b>12</b>	<b>3.6</b>	<b>18</b>	<b>5.5</b>	<b>69</b>	<b>25/171</b>	<b>64.0</b>

Score by Period	1	2	3	4	OT	Tot
BEARS	40	27	34	51	0	152
OPPONENTS	44	102	49	84	0	279

SCORING	TDs:Ru-Pa-R	K	PAT	FG	2pt	Pts		
Roder	0	0	0	0	17/18	9/13	0	44
Rather	3	0	3	0	0	0	0	18
Grandberry	2	2	0	0	0	0	0	12
Huff	2	2	0	0	0	0	0	12
Garrett	2	1	1	0	0	0	0	12
Harrison	1	1	0	0	0	0	0	6
Douglass	1	1	0	0	0	0	0	6
Kosins	1	1	0	0	0	0	0	6
Williams	1	1	0	0	0	0	0	6
C. Taylor	1	1	0	0	0	0	0	6
Hill	1	0	1	0	0	0	0	6
Parsons	1	0	1	0	0	0	0	6
Wade	1	0	1	0	0	0	0	6
Wheeler	1	0	1	0	0	0	0	6
<b>BEARS</b>	<b>18</b>	<b>10</b>	<b>8</b>	<b>0</b>	<b>17/18</b>	<b>9/13</b>	<b>0</b>	<b>152</b>
<b>OPPONENTS</b>	<b>33</b>	<b>17</b>	<b>12</b>	<b>4</b>	<b>29/33</b>	<b>16/23</b>	<b>2</b>	<b>279</b>

RUSHING	No	Yds	Avg	Lg	TD
Grandberry	144	475	3.3	31	2
Garrett	96	346	3.6	19	1
Douglass	36	229	6.4	17	1
Williams	74	218	2.9	12	1
Harrison	36	94	2.6	16	1
Huff	23	37	1.6	11	2
Kosins	8	30	3.8	12	1
Barnes	1	19	19.0	19	0
C. Taylor	9	18	2.0	9	1
Gagnon	1	15	15.0	15	0
Rather	2	10	5.0	14	0
Hodgins	1	3	3.0	3	0
Rives	1	2	2.0	2	0
Pagac	1	-1	-1.0	-1	0
Wade	1	-15	-15.0	-15	0
<b>BEARS</b>	<b>434</b>	<b>1480</b>	<b>3.4</b>	<b>31</b>	<b>10</b>
<b>OPPONENTS</b>	<b>519</b>	<b>1739</b>	<b>3.4</b>	<b>66</b>	<b>17</b>

RECEIVING	No	Yds	Avg	Lg	TD
Wade	39	683	17.5	73t	1
Grandberry	30	212	7.1	40	0
Rather	29	400	13.8	59	3
Williams	25	167	6.7	13	0
Garrett	16	132	8.3	20	1
Kelly	8	100	12.5	24	0
Hill	7	109	15.6	28	1
Pagac	6	79	13.2	24	0
Wheeler	5	59	11.8	19	1
Farmer	5	45	9.0	17	0
Harrison	5	38	7.6	14	0
Gagnon	4	20	5.0	16	0
C. Taylor	3	23	7.6	8	0
Parsons	2	9	4.5	5	1
Kosins	1	3	3.0	3	0
<b>BEARS</b>	<b>185</b>	<b>2079</b>	<b>11.2</b>	<b>73t</b>	<b>8</b>
<b>OPPONENTS</b>	<b>174</b>	<b>2250</b>	<b>12.9</b>	<b>69</b>	<b>12</b>

PUNTING	No	Yds	Avg	Net	TB	In	Lg
Parsons	90	3408	37.8				59
Barnes	1	27	27.0				27
<b>BEARS</b>	<b>91</b>	<b>3435</b>	<b>37.7</b>				<b>59</b>
<b>OPPONENTS</b>	<b>77</b>	<b>2961</b>	<b>38.5</b>				<b>61</b>

INTS	No	Yds	Avg	Net	TB	In	Lg	TD
Clemens	4	84	21.0	37	0			
Lyle	3	57	19.0	36	0			
Ellis	3	32	10.7	19	0			
Montgomery	2	56	28.0	33	0			
Knox	2	26	13.0	21	0			
Bryant	2	11	5.5	11	0			
J. Taylor	1	27	27.0	27	0			
Buffone	1	0	0.0	0	0			
<b>BEARS</b>	<b>18</b>	<b>293</b>	<b>16.3</b>	<b>37</b>	<b>0</b>			
<b>OPPONENTS</b>	<b>22</b>	<b>225</b>	<b>10.2</b>	<b>44</b>	<b>1</b>			

KO RETURNS	No	Yds	Avg	Lg	TD
Grandberry	22	568	25.8	60	0
C. Taylor	27	567	21.0	38	0
Pagac	3	53	17.6	21	0
Gagnon	2	32	16.0	16	0
Van Valkenburg	1	20	20.0	20	0
Gallagher	1	16	16.0	16	0
Kinney	1	0	0.0	0	0
<b>BEARS</b>	<b>57</b>	<b>1256</b>	<b>22.0</b>	<b>69</b>	<b>0</b>
<b>OPPONENTS</b>	<b>35</b>	<b>700</b>	<b>20.0</b>	<b>33</b>	<b>0</b>

PUNT RET.	Ret	FC	Yds	Avg	Lg	TD
Hill	33	NA	183	5.5	15	0
Knox	5	NA	35	7.0	12	0
Van Valkenburg	4	NA	22	5.5	14	0
Hodgins	2	NA	8	4.0	8	0
<b>BEARS</b>	<b>44</b>	<b>NA</b>	<b>248</b>	<b>5.6</b>	<b>15</b>	<b>0</b>
<b>OPPONENTS</b>	<b>58</b>	<b>NA</b>	<b>633</b>	<b>10.9</b>	<b>95t</b>	<b>1</b>

FGs	1-19	20-29	30-39	40-49	50+
Roder	0/0	4/5	3/5	2/3	0/0
<b>BEARS</b>	<b>0/0</b>	<b>4/5</b>	<b>3/5</b>	<b>2/3</b>	<b>0/0</b>
<b>OPPONENTS</b>	<b>0/1</b>	<b>5/6</b>	<b>9/11</b>	<b>2/3</b>	<b>0/2</b>

Roder: (29G)(46N)(30G)(37G)(23G)(42G,28G)  
(44G,20N,36N)(33N)(38G)(24G)(11G)  
OPPONENTS: (53N)(19B,39G)(32G,31N)(23M,21G)(35G,31G)(34G,33G,36G)(47G,55N,36N,25G,36G)(23G)(45G,24G)(42B)(22G,32G)(11G)

DEFENSE	T	S	A	FF	FR	PD	Sa	In
Buffone	132	98	34	NA	NA	NA	0	0
Clemens	120	88	32	NA	NA	NA	0	0
Gunn	117	80	37	NA	NA	NA	0	0
Chambers	113	79	34	NA	NA	NA	0	0
Bryant	110	69	41	NA	NA	NA	3	0
Lyle	107	79	28	NA	NA	NA	0	0
Ellis	96	80	16	NA	NA	NA	0	0
Osborne	91	67	24	NA	NA	NA	3	0
J. Taylor	68	51	17	NA	NA	NA	0	0
Rives	65	37	28	NA	NA	NA	1	0
<b>SACKS:</b> Chambers 6.0, Tom 4.0, Osborne 3.0, Bryant 3.0, Harris 2.0, Hrivnak 2.0, Gunn 1.0, Hultz 1.0, Knox 1.0, Rives 1.0, Gallagher 1.0								
<b>TEAM 25.0, OPPONENTS 36.0</b>								

#### USUAL STARTERS

Offense	Defense
WR ... Charles Wade	RE ... G. Hrivnak / M. Tom
LT ... Lionel Antoine	RT ... Wally Chambers
LG ... Ernie Janet	LT ... Jim Osborne
C ... Rich Coady	LE ... Dave Gallagher
RG ... Bob Newton	WLB ... Jimmy Gunn
RT ... Bob Asher	MLB ... D. Rives / W. Bryant
TE ... Fred Pagac	SLB ... Doug Buffone
WR ... Bo Rather	RCB ... Joe Taylor
QB ... Gary Huff	LCB ... Allan Ellis
RB ... Ken Grandberry	SS ... Craig Clemens
FB ... Perry Williams	FS ... Garry Lyle

#### RANKINGS

Team Stats	Beats	Avg	Rank
Total Yards	3200	228.6	23
Rushing Yards	1480	105.7	23
Passing Yards	1720	122.9	23
Points Scored	152	10.9	25
<b>Opp</b>	<b>3818</b>	<b>272.7</b>	<b>18</b>
Total Yards	3818	272.7	18
Rushing Yards	1739	123.6	18
Passing Yards	2079	149.1	19
Points Scored	279	19.9	17

### 1975 CHICAGO BEARS STATISTICS

**Record: 4-10, .286**

**T-3rd Place, NFC Central**

**Head Coach: Jack Pardee**

Date	Opponent	Score	Result
09/21	L 7-35	BALTIMORE	54,152
09/28	W 15-13	PHILADELPHIA	54,392
10/05	L 3-28	at Minnesota	48,446
10/12	L 7-27	at Detroit	74,032
10/19	L 3-34	at Pittsburgh	47,579
10/27	L 9-13	MINNESOTA	57,455
11/02	L 13-46	MIAMI	57,455
11/09	W 27-14	GREEN BAY	57,455
11/16	L 3-31	at San Francisco	47,484
11/23	L 10-38	at L.A. Rams	64,979
11/30	L 7-28	at Green Bay	56,267
12/07	W 25-21	DETROIT	53,234
12/14	L 20-34	ST. LOUIS	53,169
12/21	W 42-17	at New Orleans	51,142

Score by Period	1	2	3	4	OT	Tot
BEARS	37	45	49	60	0	191
OPPONENTS	65	137	72	105	0	379

SCORING	TDs	Ru-Pa	R	K-PAT	FG	2pt Pts		
B. Thomas	0	0	0	0	18/22	13/22	0	57
Payton	7	7	0	0	0	0	0	42
Latta	3	0	0	0	0	0	0	18
Grim	2	0	2	0	0	0	0	12
Rather	2	0	2	0	0	0	0	12
Edwards	1	0	1	0	0	0	0	6
Parsons	1	0	1	0	0	0	0	6
Douglass	1	1	0	0	0	0	0	6
Adamle	1	1	0	0	0	0	0	6
Harper	1	1	0	0	0	0	0	6
Avellini	1	1	0	0	0	0	0	6
Clemons	1	0	0	1	0	0	0	6
Livers	1	0	0	1	0	0	0	6
Hartenstine	0	0	0	0	0	1	2	0
BEARS	22	11	9	2	18/22	13/22	1	191
OPPONENTS	48	25	22	1	47/48	14/18	1	379

RUSHING	No	Yds	Avg	Lg	TD
Payton	196	679	3.5	54	7
Harper	100	453	4.5	32	1
Adamle	94	353	3.8	21	1
Edwards	27	73	2.7	16	0
Douglass	5	34	6.8	18	1
Musso	6	33	5.5	16	0
Rather	4	24	6.0	18	0
Huff	5	7	1.4	10	0
Avellini	4	-3	-0.8	1	1
BEARS	441	1653	3.7	54	11
OPPONENTS	547	2070	3.8	43	25

RECEIVING	No	Yds	Avg	Lg	TD
Rather	39	685	17.6	54	2
Payton	33	213	6.5	40	0
Grim	28	374	13.4	57	2
Harper	27	191	7.1	27	0
Latta	16	202	12.6	34	3
Adamle	15	111	7.4	25	0
Parsons	13	184	14.2	28	1
Edwards	11	86	7.8	14	1
Schubert	5	68	13.6	16	0
Farmer	2	32	16.0	17	0
Jackson	1	17	17.0	17	0
Sevy	1	6	6.0	6	0
BEARS	191	2169	11.4	57	9
OPPONENTS	208	2825	13.6	79	22

PUNTING	No	Yds	Avg	Net	TB	In	Lg	B	
Parsons	93	3625	39.0					60	0
Payton	1	39.0	39.0					39	0
BEARS	94	3664	39.0					60	0
OPPONENTS	86	3560	41.4					62	0

INTS	No	Yds	Avg	Lg	TD
Clemons	2	109	54.5	76	1
Plank	2	50	25.0	29	0
Livers	2	40	20.0	20	1
Ellis	2	4	2.0	4	0
Babinecz	1	15	15.0	15	0
Buffone	1	12	12.0	12	0
Gunn	1	5	5.0	5	0
Gerbsbach	1	4	4.0	4	0
Ely	1	2	2.0	2	0
BEARS	13	241	18.5	76	2
OPPONENTS	23	235	10.2	38	0

KO RETURNS	No	Yds	Avg	Lg	TD
Payton	14	444	31.7	70	0
Douthitt	13	333	25.6	64	0
Livers	27	529	19.6	34	0
Schubert	9	146	16.2	25	0
Harper	4	67	16.8	18	0
Knox	5	67	13.4	21	0
Adamle	1	27	27.0	27	0
Vactor	1	25	25.0	25	0
Rather	1	6	6.0	6	0
BEARS	75	1644	21.9	70	0
OPPONENTS	43	893	20.8	88	0

PUNT RET.	Ret	FC	Yds	Avg	Lg	TD
Livers	42	0	456	10.9	39	0
Schubert	6	1	33	5.5	16	0
Plank	3	1	23	7.7	12	0
Knox	1	0	0	0.0	0	0
Vactor	0	1	0	0.0	-	0
BEARS	52	3	512	9.8	39	0
OPPONENTS	49	20	303	6.2	34	0

FGs	1-19	20-29	30-39	40-49	50+
B. Thomas	0/0	3/7	5/6	4/7	1/2
BEARS	0/0	3/7	5/6	4/7	1/2
OPPONENTS	2/2	3/3	4/6	4/4	1/3

B. Thomas: ((44G,24G,26G)/46G)((32G,43N)  
 (43B)/20B,27G,31G/(34G,25N,48G)/(27B,33G)  
 (55G)/((36G,49N,41G,27B)/(51N)/35N)  
 OPPONENTS: ((44G,43G)/((35N)/37G,18G)/(52G,46G)  
 (39G,32G,35G)/((23G,51N)/27G)/((33N)/40G,29G)/(50N,19G)

DEFENSE (Top 10)	T	S	A	FF	FR	PD	Sa	Int	
Plank	123	74	49	1	0	8	1	0	2
Bryant	112	74	38	0	3	5	0	0	0
Chambers	108	80	28	1	0	4	14	0	0
Buffone	99	65	34	5	1	7	0	0	1
Clemons	98	72	26	1	3	16	0	2	2
Ely	91	54	37	0	1	4	0	0	1
Stillwell	67	42	25	0	0	0	6	0	0
Hartenstine	61	36	25	1	2	3	5	0	0
Ellis	51	36	15	0	0	15	0	2	2
Osborne	47	34	14	3	0	0	7	0	0

SACKS: Chambers 14.0, Osborne 7.0, Stillwell 6.0, Hartenstine 5.0, Harris 1.0, Plank 1.0, Team 1.0  
**TEAM 35.0, OPPONENTS 32.0**

OTL FIRST DOWNS	Bears	Opp
Rushing	190	282
Passing	74	118
Penalty	99	143
3rd Down: Made/Att	53/198	87/222
3rd Down Pct.	26.8	39.2
4th Down: Made/Att	NA	NA
4th Down Pct.	NA	NA
OTL NET YARDS	3492	4576
Avg. Per Game	249.4	326.9
Total Plays	829	981
Avg. Per Play	4.2	4.7
NET YARDS RUSHING	1653	2070
Avg. Per Game	118.1	147.9
Total Rushes	441	547
NET YARDS PASSING	1839	2506
Avg. Per Game	131.4	179.0
Sacked/Yards Lost	32/330	35/319
Gross Yards	2169	2825
Att./Completions	356/191	399/208
Completion Pct.	53.7	52.1
Had Intercepted	23	13
PUNTS/AVERAGE	94/39.0	86/41.4
NET PUNTING AVG.	NA	NA
PENALTIES/YARDS	100/881	78/723
FUMBLE/BALL LOST	35/17	29/14
TOUCHDOWNS	22	48
Rushing	11	25
Passing	9	22
Returns	2	1

PASSING	Att	Cmp	Yds	Cmp%	Yd/Att	TD	TD%	Int	Int%	Lg	Sack/Lost	Rating
Avellini	126	67	942	53.2	7.48	6	4.8	11	8.7	57	13/144	57.4
Huff	205	114	1083	55.6	5.28	3	1.5	9	4.4	49	16/168	57.1
Douglass	20	8	87	40.0	4.35	0	0.0	2	10.0	34	2/13	14.0
Adamle	2	2	57	100.0	28.50	0	0.0	0	0.0	44	1/5	119.0
Grim	1	0	0	0.0	0.00	0	0.0	0	0.0	-	0/0	0.0
Parsons	1	0	0	0.0	0.00	0	0.0	0	0.0	-	0/0	0.0
Payton	1	0	0	0.0	0.00	0	0.0	1	100.0	-	0/0	0.0
BEARS	356	191	2169	53.7	4.74	9	2.5	23	6.5	57	32/330	47.9
OPPONENTS	399	208	2825	52.1	5.92	22	5.5	13	3.3	79	35/319	74.8

#### USUAL STARTERS

**Offense**

WR...Bob Grim  
 LT...Lionel Antoine  
 LG...Noah Jackson  
 C...Dan Peiffer  
 RG...Mark Nordquist  
 RT...Jeff Sevy  
 TE...Bob Parsons  
 WR...Bo Rafter  
 QB...Gary Huff  
 RB...W. Payton/M. Adamle  
 FB...Roland Harper

**Defense**

RE...Richard Harris  
 RT...Wally Chambers  
 LT...Roger Stillwell  
 LE...Mike Hartenstine  
 WLB...Waymond Bryant  
 MLB...Larry Ely  
 SLB...Doug Buffone  
 RCB...V. Livers/N. Wilson  
 LCB...Allan Ellis  
 SS...Doug Plank  
 FS...Craig Clemons

#### RANKINGS

Team Stats	Bears	Avg	Rank
Total Yards	3492	249.4	-
Rushing Yards	1653	118.1	22
Passing Yards	1839	131.4	23
Points Scored	191	13.6	24
Opp	3269	247.9	-
Total Yards	4576	326.9	-
Rushing Yards	2070	147.9	17
Passing Yards	2506	179.0	22
Points Scored	379	27.1	25



### 1976 CHICAGO BEARS STATISTICS

**Record: 7-7, .500**  
**2nd Place, NFC Central**  
**Head Coach: Jack Pardee**

09/12 W 10-3	DETROIT	57,359
09/19 W 19-12	at San Francisco	46,699
09/26 L 0-10	ATLANTA	56,969
10/03 W 33-7	WASHINGTON	57,359
10/10 L 19-20	at Minnesota	48,446
10/17 L 12-20	at L.A. Rams	76,651
10/24 L 21-31	at Dallas	64,902
10/31 W 14-13	MINNESOTA	57,359
11/07 L 27-28	OAKLAND	57,359
11/14 W 24-13	GREEN BAY	57,359
11/21 L 10-14	at Detroit	80,638
11/28 W 16-10	at Green Bay	56,267
12/05 W 34-7	at Seattle	64,735
12/12 L 14-28	DENVER	57,359

<b>TOTAL FIRST DOWNS</b>	<b>201</b>	<b>249</b>
Rushing	115	103
Passing	67	128
Penalty	19	18
3rd Down: Made/Att	70/212	80/222
3rd Down Pct.	33.0	36.0
4th Down: Made/Att	NA	NA
4th Down Pct.	NA	NA
<b>TOTAL NET YARDS</b>	<b>3843</b>	<b>4201</b>
Avg. Per Game	274.5	300.1
Total Plays	880	971
Avg. Per Play	4.4	4.3
<b>NET YARDS RUSHING</b>	<b>2363</b>	<b>1984</b>
Avg. Per Game	168.8	141.7
Total Rushes	578	522
<b>NET YARDS PASSING</b>	<b>1480</b>	<b>2217</b>
Avg. Per Game	105.7	158.4
Sacked/Yards Lost	24/225	49/395
Gross Yards	1705	2612
Att./Completions	278/123	401/200
Completion Pct.	44.2	49.9
Had Intercepted	15	24
<b>PUNTS/AVERAGE</b>	<b>100/37.3</b>	<b>85/36.3</b>
<b>NET PUNTING AVG.</b>	<b>100/31.7</b>	<b>85/31.0</b>
<b>PENALTIES/YARDS</b>	<b>114/984</b>	<b>87/699</b>
<b>FUMBLES/BALL LOST</b>	<b>24/13</b>	<b>37/23</b>
<b>TOUCHDOWNS</b>	<b>31</b>	<b>25</b>
Rushing	20	10
Passing	9	15
Returns	2	0

<b>PASSING</b>	<b>Att</b>	<b>Cmp</b>	<b>Yds</b>	<b>Cmp%</b>	<b>Yd/Att</b>	<b>TD</b>	<b>TD%</b>	<b>Int</b>	<b>Int%</b>	<b>Lg</b>	<b>Sack/Lost</b>	<b>Rating</b>
Avellini	271	118	1580	43.5	5.83	8	3.0	15	5.5	63	24/225	49.7
Carter	5	3	77	60.0	15.40	1	20.0	0	0.0	55	0/0	145.0
Parsons	2	2	48	100.0	24.00	0	0.0	0	0.0	25	0/0	119.0
<b>BEARS</b>	<b>278</b>	<b>123</b>	<b>1705</b>	<b>44.2</b>	<b>6.13</b>	<b>9</b>	<b>3.2</b>	<b>15</b>	<b>5.4</b>	<b>63</b>	<b>24/225</b>	<b>52.6</b>
<b>OPPONENTS</b>	<b>401</b>	<b>200</b>	<b>2612</b>	<b>49.9</b>	<b>6.51</b>	<b>15</b>	<b>3.7</b>	<b>24</b>	<b>6.0</b>	<b>75</b>	<b>49/395</b>	<b>58.1</b>

<b>Score by Period</b>	<b>1</b>	<b>2</b>	<b>3</b>	<b>4</b>	<b>OT</b>	<b>Tot</b>
BEARS	69	47	99	38	0	253
OPPONENTS	23	80	34	79	0	216

<b>SCORING</b>	<b>TDs:Ru-Pa-R</b>	<b>K-PAT</b>	<b>FG</b>	<b>2pt</b>	<b>Pts</b>			
Payton	13	13	0	0	78			
B. Thomas	0	0	0	12/25	27/30	0	63	
Scott	6	0	6	0	0	36		
Musso	4	4	0	0	1	26		
Harper	3	2	1	0	0	18		
Adamie	1	0	1	0	1	18		
Avellini	1	1	0	0	0	6		
Hartenstine	1	0	0	1	0	6		
Burks	1	0	1	0	0	6		
Ellis	1	0	0	0	0	6		
<b>BEARS</b>	<b>31</b>	<b>20</b>	<b>9</b>	<b>2</b>	<b>12/25</b>	<b>27/31</b>	<b>2</b>	<b>253</b>
<b>OPPONENTS</b>	<b>25</b>	<b>10</b>	<b>15</b>	<b>0</b>	<b>13/25</b>	<b>25/25</b>	<b>0</b>	<b>216</b>

<b>RUSHING</b>	<b>No</b>	<b>Yds</b>	<b>Avg</b>	<b>Lg</b>	<b>TD</b>
Payton	311	1390	4.5	60	13
Harper	147	625	4.3	28	2
Musso	57	200	3.5	11	4
Adamie	33	93	2.8	12	0
Avellini	18	58	3.2	15	1
Schreiber	4	15	3.8	11	0
Rather	1	4	4.0	4	0
Parsons	1	2	2.0	2	0
Carter	1	0	0.0	0	0
Scott	2	-4	-2.0	3	0
Latta	2	-8	-4.0	-3	0
Baschnagel	1	-12	-12.0	-12	0
<b>BEARS</b>	<b>578</b>	<b>2363</b>	<b>4.1</b>	<b>60</b>	<b>20</b>
<b>OPPONENTS</b>	<b>522</b>	<b>1984</b>	<b>3.8</b>	<b>31</b>	<b>10</b>

<b>RECEIVING</b>	<b>No</b>	<b>Yds</b>	<b>Avg</b>	<b>Lg</b>	<b>TD</b>
Harper	29	291	10.0	39	1
Scott	26	512	19.7	63	6
Latta	18	254	14.1	58	0
Payton	15	149	9.9	34	0
Baschnagel	13	226	17.4	58	0
Rather	5	33	6.6	7	0
Schubert	4	74	18.5	25	0
Adamie	4	28	7.0	12	1
Musso	4	26	6.5	9	0
Shanklin	2	32	16.0	35	0
Burks	1	55	55.0	55	1
Schreiber	1	16	16.0	16	0
Parsons	1	9	9.0	9	0
<b>BEARS</b>	<b>123</b>	<b>1705</b>	<b>13.9</b>	<b>63</b>	<b>9</b>
<b>OPPONENTS</b>	<b>200</b>	<b>2612</b>	<b>13.1</b>	<b>75</b>	<b>15</b>

<b>PUNTING</b>	<b>No</b>	<b>Yds</b>	<b>Avg</b>	<b>Net</b>	<b>TB</b>	<b>In</b>	<b>Lg</b>	<b>TD</b>
Parsons	99	3726	37.6	32.2	8	20	62	0
<b>BEARS</b>	<b>100</b>	<b>3726</b>	<b>37.3</b>	<b>32.2</b>	<b>8</b>	<b>20</b>	<b>62</b>	<b>0</b>
<b>OPPONENTS</b>	<b>85</b>	<b>3085</b>	<b>36.3</b>	<b>31.0</b>	<b>9</b>	<b>17</b>	<b>69</b>	<b>0</b>

<b>INTS</b>	<b>No</b>	<b>Yds</b>	<b>Avg</b>	<b>Lg</b>	<b>TD</b>
Brupbacher	7	49	7.0	25	0
Ellis	6	47	7.8	22	1
Plank	4	31	7.8	15	0
Livers	3	34	11.3	18	0
Bryant	2	6	3.0	3	0
Clemmons	1	28	28.0	28	0
Chambers	1	8	8.0	8	0
Hartenstine	0	12	12.0	12	1
<b>BEARS</b>	<b>24</b>	<b>215</b>	<b>9.0</b>	<b>28</b>	<b>2</b>
<b>OPPONENTS</b>	<b>15</b>	<b>213</b>	<b>14.2</b>	<b>67</b>	<b>0</b>

<b>KO RETURNS</b>	<b>No</b>	<b>Yds</b>	<b>Avg</b>	<b>Lg</b>	<b>TD</b>
Baschnagel	29	754	26.0	48	0
Adamie	11	179	16.3	30	0
Harper	6	119	19.8	30	0
Livers	1	14	14.0	14	0
Musso	2	18	9.0	17	0
Schubert	1	3	3.0	3	0
Payton	1	0	0.0	0	0
<b>BEARS</b>	<b>51</b>	<b>1087</b>	<b>21.3</b>	<b>48</b>	<b>0</b>
<b>OPPONENTS</b>	<b>54</b>	<b>969</b>	<b>17.9</b>	<b>38</b>	<b>0</b>

<b>PUNT RET.</b>	<b>Ret</b>	<b>FC</b>	<b>Yds</b>	<b>Avg</b>	<b>Lg</b>	<b>TD</b>
Livers	28	0	205	7.3	51	0
Schubert	11	5	60	5.5	14	0
Adamie	1	0	2	2.0	2	0
Baschnagel	2	1	2	1.0	3	0
Knox	1	0	0	0.0	0	0
<b>BEARS</b>	<b>43</b>	<b>6</b>	<b>269</b>	<b>6.3</b>	<b>51</b>	<b>0</b>
<b>OPPONENTS</b>	<b>44</b>	<b>20</b>	<b>346</b>	<b>7.9</b>	<b>45</b>	<b>0</b>

<b>FGs</b>	<b>1-19</b>	<b>20-29</b>	<b>30-39</b>	<b>40-49</b>	<b>50+</b>
B. Thomas	0/0	3/3	4/6	5/11	0/5
<b>BEARS</b>	<b>0/0</b>	<b>3/3</b>	<b>4/6</b>	<b>5/11</b>	<b>0/5</b>
<b>OPPONENTS</b>	<b>1/1</b>	<b>7/8</b>	<b>2/8</b>	<b>3/7</b>	<b>0/1</b>
<b>B. Thomas:</b> (51N,27G)(45N,35G)(45N)(47G,34G,39G,35G)(52N)(50N,42G,48N,42N)(40N)(33N,31N)(46G)(52N,46G)(42G,25G,22G)(45N,51N)(					
<b>OPPONENTS:</b> (27G,31N)(21G)(38N,38N,49N,38N,45G)(29G,39G)(44G,52N,37G)(22G)(24G,24G)(43N)(37N,19G,27G)(48N)(45G,40N,31N)(					
<b>(27N)</b>					

<b>DEFENSE</b>	<b>(Top 10)</b>	<b>T</b>	<b>S</b>	<b>A</b>	<b>FF</b>	<b>FR</b>	<b>PD</b>	<b>Sa</b>	<b>Int</b>
Rives	165	112	53	3	2	5	3.0	0	0
Clemmons	130	94	36	2	1	6	0.0	1	0
Plank	130	90	40	4	4	12	0.0	0	0
Bryant	115	80	35	2	2	7	3.0	2	0
Chambers	102	80	22	3	0	1	8.0	1	0
Hartenstine	86	56	30	1	3	5	3.0	0	0
Osborne	79	59	20	2	0	2	15.0	0	0
Rydalch	70	53	17	1	1	0	7.0	0	0
Brupbacher	65	45	20	1	1	10	1.5	7	0
Ellis	64	58	6	1	0	11	0.0	6	0

**SACKS:** Osborne 15.0, Chambers 8.0, Rydalch 7.0, Stillwell 5.5, Bryant 3.0, Hartenstine 3.0, Rives 3.0, Meyers 2.5, Brupbacher 1.5, Berry 0.5  
**TEAM 49.0, OPPONENTS 24.0**

<b>USUAL STARTERS</b>			
<b>Offense</b>		<b>Defense</b>	
WR ... Brian Baschnagel		RE ... Roger Stillwell	
LT ... Lionel Antoine		RT ... Wally Chambers	
LG ... Noah Jackson		LT ... Jim Osborne	
C ... Dan Neal		LE ... Mike Hartenstine	
RG ... Revie Sorey/Jeff Sevy		WLB ... Waymond Bryant	
RT ... Jeff Sevy/Dennis Lick		MLB ... Don Rives	
TE ... Greg Latta		SLB ... Ross Brupbacher	
WR ... James Scott		RCB ... Virgil Livers	
QB ... Bob Avellini		LCB ... Allan Ellis	
RB ... Walter Payton		SS ... Doug Plank	
FB ... Roland Harper		FS ... Craig Clemmons	

<b>RANKINGS</b>		
<b>Team Stats</b>	<b>Bears</b>	<b>Avg Rank</b>
Total Yards	3843	274.5
Rushing Yards	2363	168.8
Passing Yards	1480	105.7
Points Scored	253	18.1
<b>Opp</b>		
Total Yards	4201	300.1
Rushing Yards	1984	141.7
Passing Yards	2217	158.4
Points Scored	216	15.4



### 1977 CHICAGO BEARS STATISTICS

**Record: 9-5, .643**

**2nd Place, NFC Central**  
**Head Coach: Jack Pardee**

Date	Opponent	Score
09/18	W 30-20	DETROIT
09/25	L 13-16	at St. Louis
10/02	L 24-42	NEW ORLEANS
10/10	W 24-23	L.A. RAMS
10/16	L 16-22	ot at Minnesota
10/23	L 10-16	ATLANTA
10/30	W 26-0	at Green Bay
11/06	L 0-47	at Houston
11/13	W 28-27	KANSAS CITY
11/20	W 10-7	MINNESOTA
11/24	W 31-14	at Detroit
12/04	W 10-0	at Tampa Bay
12/11	W 21-10	GREEN BAY
12/18	W 12-9	ot at N.Y. Giants
<b>PLAYOFFS</b>		
12/26	L 7-37	at Dallas

	Bears	Opp
<b>TOTAL FIRST DOWNS</b>	<b>247</b>	<b>241</b>
Rushing	141	124
Passing	94	106
Penalty	12	11
3rd Down: Made/Att	NA	NA
3rd Down Pct.	NA	NA
4th Down: Made/Att	NA	NA
4th Down Pct.	NA	NA
<b>TOTAL NET YARDS</b>	<b>4655</b>	<b>4285</b>
Avg. Per Game	332.5	306.1
Total Plays	930	947
Avg. Per Play	5.0	4.5
<b>NET YARDS RUSHING</b>	<b>2811</b>	<b>2158</b>
Avg. Per Game	200.8	154.1
Total Rushes	599	544
<b>NET YARDS PASSING</b>	<b>1844</b>	<b>2127</b>
Avg. Per Game	131.7	151.9
Sacked/Yards Lost	26/226	27/207
Gross Yards	2070	2334
Att./Completions	305/161	377/182
Completion Pct.	52.8	48.3
Had Intercepted	18	18
<b>PUNTS/AVERAGE</b>	<b>82/39.4</b>	<b>93/39.1</b>
<b>NET PUNTING AVG.</b>	<b>82/NA</b>	<b>93/NA</b>
<b>PENALTIES/YARDS</b>	<b>97/852</b>	<b>83/671</b>
<b>FUMBLES/BALL LOST</b>	<b>36/17</b>	<b>27/13</b>
<b>TOUCHDOWNS</b>	<b>31</b>	<b>27</b>
Rushing	18	14
Passing	11	7
Returns	2	6

Player	Att	Cmp	Yds	Cmp%	Yd/Att	TD	TD%	Int	Int%	Lg	Sack/Lost	Rating
Avellini	293	154	2004	52.6	6.84	11	3.8	18	6.1	75	23/200	61.7
Parsons	4	4	61	100.0	15.25	0	0.0	0	0.0	32	0/0	119.0
Phlips	5	3	5	60.0	1.00	0	0.0	0	0.0	10	3/26	64.6
Harper	2	0	0	0.0	0.00	0	0.0	0	0.0	-	0/0	39.0
Baschnagel	1	0	0	0.0	0.00	0	0.0	0	0.0	-	0/0	39.0
<b>BEARS</b>	<b>305</b>	<b>161</b>	<b>2070</b>	<b>52.8</b>	<b>6.79</b>	<b>11</b>	<b>3.6</b>	<b>18</b>	<b>5.9</b>	<b>75</b>	<b>26/226</b>	<b>61.8</b>
<b>OPPONENTS</b>	<b>377</b>	<b>182</b>	<b>2334</b>	<b>48.3</b>	<b>6.19</b>	<b>7</b>	<b>1.9</b>	<b>18</b>	<b>4.8</b>	<b>85</b>	<b>27/207</b>	<b>54.5</b>

Score by Period	1	2	3	4	OT	Tot
BEARS	50	56	37	109	3	255
OPPONENTS	60	73	37	77	6	253

SCORING	TDs:Ru-Pa-R	K-PAT	FG	2pt	Pts			
B. Thomas	0	0	0	27/30	14/27	0	69	
Latta	4	0	4	0	0	24		
Scott	3	0	3	0	0	18		
Musso	2	2	0	0	0	12		
Rather	2	0	2	0	0	12		
Schubert	1	0	0	1	0	6		
Baschnagel	1	0	0	1	0	6		
Avellini	1	1	0	0	0	6		
Earl	1	1	0	0	0	6		
<b>BEARS</b>	<b>31</b>	<b>18</b>	<b>11</b>	<b>2</b>	<b>27/30</b>	<b>14/27</b>	<b>0</b>	<b>255</b>
<b>OPPONENTS</b>	<b>27</b>	<b>14</b>	<b>7</b>	<b>6</b>	<b>26/26</b>	<b>21/29</b>	<b>0</b>	<b>253</b>

RUSHING	No	Yds	Avg	Lg	TD
Payton	339	1852	5.5	73	14
Harper	120	457	3.8	19	0
Earl	56	233	4.2	34	1
Musso	37	132	3.6	13	2
Avellini	37	109	2.9	21	1
Best	6	20	3.3	6	0
Scott	1	10	10.0	10	0
Baschnagel	1	0	0.0	0	0
Evans	1	0	0.0	0	0
Rather	1	-2	-2.0	-2	0
<b>BEARS</b>	<b>599</b>	<b>2811</b>	<b>4.7</b>	<b>73</b>	<b>18</b>
<b>OPPONENTS</b>	<b>544</b>	<b>2158</b>	<b>4.0</b>	<b>61</b>	<b>14</b>

RECEIVING	No	Yds	Avg	Lg	TD
Scott	50	809	16.2	72	3
Payton	27	269	10.0	75	2
Latta	26	335	12.9	37	4
Harper	19	142	7.5	34	0
Rather	17	294	17.3	42	2
Schubert	8	119	14.9	32	0
Earl	6	32	5.3	10	0
Baschnagel	4	50	12.5	25	0
Musso	3	13	4.3	21	0
Rivera	1	7	7.0	7	0
<b>BEARS</b>	<b>161</b>	<b>2070</b>	<b>12.9</b>	<b>75</b>	<b>11</b>
<b>OPPONENTS</b>	<b>182</b>	<b>2334</b>	<b>12.8</b>	<b>85</b>	<b>7</b>

PUNTING	No	Yds	Avg	Net	TB	IN	Lg	B
Parsons	80	3232	40.4	35.1	7	17	58	2
<b>BEARS</b>	<b>82</b>	<b>3232</b>	<b>39.4</b>	<b>35.1</b>	<b>7</b>	<b>17</b>	<b>58</b>	<b>2</b>
<b>OPPONENTS</b>	<b>93</b>	<b>3636</b>	<b>39.1</b>	<b>31.7</b>	<b>11</b>	<b>22</b>	<b>69</b>	<b>0</b>

INTS	No	Yds	Avg	Lg	TD
Ellis	6	23	3.8	11	0
Fencik	4	33	8.3	23	0
Plank	4	32	8.0	20	0
Livers	2	29	14.5	29	0
Buffone	1	12	12.0	12	0
Hicks	1	9	9.0	9	0
<b>BEARS</b>	<b>18</b>	<b>138</b>	<b>7.7</b>	<b>29</b>	<b>0</b>
<b>OPPONENTS</b>	<b>18</b>	<b>171</b>	<b>9.5</b>	<b>57</b>	<b>1</b>

KO RETURNS	No	Yds	Avg	Lg	TD
Baschnagel	23	557	24.2	84	1
Evans	13	253	19.5	30	0
Best	6	127	21.2	29	0
Earl	2	38	19.0	25	0
Harper	3	44	14.7	22	0
Musso	5	100	20.0	33	0
Payton	2	95	47.5	68	0
Walterscheid	3	59	19.7	22	0
<b>BEARS</b>	<b>57</b>	<b>1275</b>	<b>22.3</b>	<b>84</b>	<b>1</b>
<b>OPPONENTS</b>	<b>52</b>	<b>1010</b>	<b>19.4</b>	<b>85</b>	<b>1</b>

PUNT RET.	Ret	FC	Yds	Avg	Lg	TD
Schubert	31	10	291	9.4	70	1
Baschnagel	3	2	54	18.0	42	0
Plank	1	0	21	21.0	21	0
Walterscheid	6	1	59	9.8	14	0
Livers	6	1	46	7.7	21	0
<b>BEARS</b>	<b>47</b>	<b>14</b>	<b>471</b>	<b>10.0</b>	<b>70</b>	<b>1</b>
<b>OPPONENTS</b>	<b>42</b>	<b>15</b>	<b>216</b>	<b>5.1</b>	<b>37</b>	<b>0</b>

FGs	1-19	20-29	30-39	40-49	50+
B. Thomas	0/0	6/9	6/10	2/6	0/2
<b>BEARS</b>	<b>0/0</b>	<b>6/9</b>	<b>6/10</b>	<b>2/6</b>	<b>0/2</b>
<b>OPPONENTS</b>	<b>2/2</b>	<b>8/9</b>	<b>8/10</b>	<b>3/7</b>	<b>0/1</b>
<b>B. Thomas: 39N, 35G, 23G, 29G, 21G, 33G, 47N, 38G, 41N, 40G, 47G, 20G, 44N, 39N, 29N, 37G, 56N, 31N, 39G, 29N, 53N, 32G, 44N, 32G, 23N, 36N, 28G</b>					

DEFENSE	(Top 10)	T	S	A	FF	FR	PD	Sa	Int
Fencik	133	93	40	1	0	7	0	0	4
Rives	89	61	28	0	0	1	0	0	0
Bryant	85	63	22	1	2	2	1	5	0
Rydalch	77	54	23	1	1	1	9	5	0
Plank	71	43	28	0	0	4	1	0	4
Buffone	67	48	19	0	0	5	1	0	1
Livers	56	45	11	0	1	16	0	2	0
Hartenstine	55	34	21	1	3	4	1	0	0
Ellis	51	47	4	0	0	13	0	6	0
Osborne	49	32	17	0	0	0	4	0	0
<b>SACKS: Rydalch 9.5, Newsome 5.0, Osborne 4.0, Sovy 2.0, Bryant 1.5, Buffone 1.0, Hartenstine 1.0, Meyers 1.0, Muckensturm 1.0, Plank 1.0</b>									
<b>TEAM 27.0, OPPONENTS 26.0</b>									

#### USUAL STARTERS

Offense	
WR	Bo Rather
LT	Toed Albrecht
LG	Nash Jackson
C	Dan Peiffer
RG	Revie Sorey
RT	Dennis Lick
TE	Greg Latta
WR	James Scott
QB	Bob Avellini
RB	Walter Payton
FB	Roland Harper

Defense	
RE	Billy Newsome
RT	Ron Rydalch
LT	Jim Osborne
LE	Mike Hartenstine
WLB	Waymond Bryant
MLB	Tom Hicks
SLB	Doug Buffone
RCB	Virgil Livers
LCB	Allan Ellis
SS	Gary Fencik
FS	Doug Plank

#### RANKINGS

Team Stats	Bears	Avg
Total Yards	4655	332.5
Rushing Yards	2811	200.8
Passing Yards	1844	131.7
Points Scored	255	18.2
<b>Opp Avg</b>		
Total Yards	4285	306.1
Rushing Yards	2158	154.1
Passing Yards	2127	151.9
Points Scored	253	18.1



### 1978 CHICAGO BEARS STATISTICS

**Record: 7-9, .438**

**T-3rd Place, NFC Central**  
**Head Coach: Neill Armstrong**

Date	W/L	Time	Opponent	Score
09/03	W	17-10	ST. LOUIS	52,791
09/10	W	16-13	at San Francisco	49,502
09/17	W	19-0	at Detroit	65,982
09/25	L	20-24	MINNESOTA	53,561
10/01	L	19-25	OAKLAND	52,848
10/08	L	14-24	at Green Bay	55,352
10/16	L	7-16	at Denver	75,008
10/22	L	19-33	at Tampa Bay	68,146
10/29	L	17-21	DETROIT	53,378
11/05	L	29-31	SEATTLE	50,697
11/12	L	14-17	at Minnesota	43,286
11/19	W	13-7	ATLANTA	46,022
11/26	W	14-3	TAMPA BAY	42,373
12/04	L	7-40	at San Diego	48,492
12/10	W	14-0	GREEN BAY	34,306
12/16	W	14-10	at Washington	49,774

	BEARS	OPP
<b>TOTAL FIRST DOWNS</b>	<b>262</b>	<b>282</b>
Rushing	136	128
Passing	99	134
Penalty	27	20
3rd Down: Made/Att	89/248	75/240
3rd Down Pct.	35.9	31.3
4th Down: Made/Att	NA	NA
4th Down Pct.	NA	NA
<b>TOTAL NET YARDS</b>	<b>4459</b>	<b>4680</b>
Avg. Per Game	278.7	292.5
Total Plays	1020	1044
Avg. Per Play	4.4	4.5
<b>NET YARDS RUSHING</b>	<b>2526</b>	<b>2174</b>
Avg. Per Game	157.9	135.9
Total Rushes	634	568
<b>NET YARDS PASSING</b>	<b>1933</b>	<b>2506</b>
Avg. Per Game	120.8	156.6
Sacked/Yards Lost	34/288	40/351
Gross Yards	2221	2857
Att./Completions	352/186	436/239
Completion Pct.	52.8	54.8
Had Intercepted	26	17
<b>PUNTS/AVERAGE</b>	<b>96/37.0</b>	<b>97/35.4</b>
<b>NET PUNTING AVG.</b>	<b>96/32.2</b>	<b>97/30.4</b>
<b>PENALTIES/YARDS</b>	<b>101/958</b>	<b>101/800</b>
<b>FUMBLES/BALL LOST</b>	<b>22/8</b>	<b>32/16</b>
<b>TOUCHDOWNS</b>	<b>29</b>	<b>33</b>
Rushing	19	15
Passing	7	16
Returns	3	2

	Att	Cmp	Yds	Cmp%	Yd/Att	TD	TD%	Int	Int%	Lg	Sack/Lost	Rating
Avellini	264	141	1718	53.4	6.51	5	1.9	16	6.1	61	26/208	54.6
Phipps	83	44	465	53.0	5.60	2	2.4	10	12.0	35	6/55	38.0
Evans	3	1	38	33.3	12.67	0	0.0	1	33.3	38	2/25	42.1
Parsons	1	0	0	0.0	0.00	0	0.0	0	0.0	-	0/0	0.0
Harper	1	0	0	0.0	0.00	0	0.0	0	0.0	-	0/0	0.0
<b>BEARS</b>	<b>352</b>	<b>186</b>	<b>2221</b>	<b>52.8</b>	<b>6.31</b>	<b>7</b>	<b>2.0</b>	<b>28</b>	<b>8.0</b>	<b>61</b>	<b>34/288</b>	<b>45.7</b>
<b>OPPONENTS</b>	<b>436</b>	<b>239</b>	<b>2857</b>	<b>54.8</b>	<b>6.55</b>	<b>16</b>	<b>3.7</b>	<b>17</b>	<b>3.9</b>	<b>58</b>	<b>40/351</b>	<b>71.1</b>

Score by Period	1	2	3	4	OT	Tot
BEARS	30	55	93	75	0	253
OPPONENTS	71	69	47	81	6	274

SCORING	TDs	Ru	Pa	R	K-PAT	FG	2pt	Pts
B. Thomas	0	0	0	0	26/29	17/22	0	77
Payton	11	11	0	0	0	0	0	66
Harper	8	6	2	0	0	0	0	48
Scott	5	0	5	0	0	0	0	30
Avellini	2	2	0	0	0	0	0	12
Spivey	1	0	0	1	0	0	0	6
Livers	1	0	0	1	0	0	0	6
Schubert	1	0	0	1	0	0	0	6
Hart	0	0	0	0	0	1	2	2
<b>BEARS</b>	<b>29</b>	<b>19</b>	<b>7</b>	<b>3</b>	<b>26/29</b>	<b>17/22</b>	<b>0</b>	<b>253</b>
<b>OPPONENTS</b>	<b>33</b>	<b>15</b>	<b>16</b>	<b>2</b>	<b>28/NA</b>	<b>16/NA</b>	<b>0</b>	<b>274</b>

RUSHING	No	Yds	Avg	Lg	TD
Payton	333	1395	4.2	76	11
Harper	240	992	4.1	31	6
Avellini	34	54	1.6	10	2
Phipps	13	34	2.6	10	0
Evans	6	23	3.8	13	0
Earl	3	17	5.7	9	0
Best	2	11	5.5	6	0
Morris	1	0	0.0	0	0
Parsons	1	0	0.0	0	0
Baschnagel	1	0	0.0	0	0
<b>BEARS</b>	<b>634</b>	<b>2526</b>	<b>4.0</b>	<b>76</b>	<b>19</b>
<b>OPPONENTS</b>	<b>564</b>	<b>2174</b>	<b>3.9</b>	<b>67</b>	<b>15</b>

RECEIVING	No	Yds	Avg	Lg	TD
Payton	50	480	9.6	61	0
Harper	43	340	7.9	33	2
Scott	42	759	18.1	59	5
Richards	27	379	14.0	52	0
Latta	15	159	10.6	21	0
Schubert	4	51	12.8	19	0
Baschnagel	2	29	14.5	22	0
Rather	1	15	15.0	15	0
Cobb	1	7	7.0	7	0
Earl	1	1	1.0	1	0
<b>BEARS</b>	<b>186</b>	<b>2221</b>	<b>11.9</b>	<b>61</b>	<b>7</b>
<b>OPPONENTS</b>	<b>239</b>	<b>2857</b>	<b>12.0</b>	<b>55</b>	<b>16</b>

PUNTING	No	Yds	Avg	Net	TB	In	Lg
Parsons	96	3549	37.0	32.2	8	18	54
<b>BEARS</b>	<b>96</b>	<b>3549</b>	<b>37.0</b>	<b>32.2</b>	<b>8</b>	<b>18</b>	<b>54</b>
<b>OPPONENTS</b>	<b>97</b>	<b>3437</b>	<b>35.4</b>	<b>30.4</b>	<b>10</b>	<b>25</b>	<b>61</b>

INTS	No	Yds	Avg	Lg	TD
Fencik	4	77	19.3	59	0
Livers	3	86	28.7	60	1
Buffone	3	22	7.3	16	0
Schmidt	2	23	11.5	23	0
Rives	2	8	4.0	8	0
Plank	1	0	0.0	0	0
Gaines	1	0	0.0	0	0
Walterscheid	1	0	0.0	0	0
<b>BEARS</b>	<b>17</b>	<b>216</b>	<b>12.7</b>	<b>60</b>	<b>1</b>
<b>OPPONENTS</b>	<b>28</b>	<b>312</b>	<b>11.1</b>	<b>63</b>	<b>1</b>

KO RETURNS	No	Yds	Avg	Lg	TD
Baschnagel	20	455	22.8	36	0
Walterscheid	11	335	30.5	81	0
Gaines	10	240	24.0	37	0
Morgan	5	110	22.0	24	0
Schubert	4	80	20.0	27	0
Spivey	2	34	17.0	23	0
Earl	3	48	16.0	20	0
Skibinski	3	36	12.0	20	0
Latta	2	14	7.0	8	0
Muckensturm	1	6	6.0	6	0
<b>BEARS</b>	<b>61</b>	<b>1358</b>	<b>22.3</b>	<b>81</b>	<b>0</b>
<b>OPPONENTS</b>	<b>52</b>	<b>1146</b>	<b>22.0</b>	<b>43</b>	<b>0</b>

PUNT RET.	Ret	FC	Yds	Avg	Lg	TD
Schubert	27	21	229	8.5	73	1
Walterscheid	3	0	24	8.0	11	0
Livers	10	0	31	3.1	13	0
Baschnagel	1	1	2	2.0	2	0
<b>BEARS</b>	<b>41</b>	<b>22</b>	<b>286</b>	<b>7.0</b>	<b>73</b>	<b>1</b>
<b>OPPONENTS</b>	<b>45</b>	<b>23</b>	<b>295</b>	<b>6.6</b>	<b>21</b>	<b>0</b>

FGs	1-9	20-29	30-39	40-49	50+
B. Thomas	0/0	7/7	9/11	1/4	0/0
<b>BEARS</b>	<b>0/0</b>	<b>7/7</b>	<b>9/11</b>	<b>1/4</b>	<b>0/0</b>
<b>OPPONENTS</b>	<b>0/0</b>	<b>4/4</b>	<b>6/8</b>	<b>6/7</b>	<b>0/0</b>

B. Thomas: 39G, 32G, 44G, 38G, 28G, 27G, 32G, 25G, 24G, 44N, 21G, 27G, 23G, 33G, 36G, 39G, 39B, 45N, 32G, 37G, 41N, 35B

DEFENSE	(Top 10)	T	S	A	FF	FR	PD	Sa	In
Fencik	130	95	35	2	2	10	0	0	4
Campbell	110	82	28	3	2	6	3	0	0
Plank	70	52	18	5	3	4	0	0	1
Hartenstine	70	44	26	2	3	2	6	0	0
Hicks	67	51	16	0	1	3	0	0	0
Rives	67	44	23	1	1	2	0	0	2
Buffone	65	45	20	0	0	2	2	0	3
Livers	61	55	6	1	1	9	0	0	3
Schmidt	51	44	7	1	1	9	0	2	0
Osborne	50	37	13	1	0	2	4	0	0
Page	50	35	15	2	0	3	11	5	0

**SACKS:** Page 11.5, Hart 7.5, Hartenstine 6.0, Osborne 4.0, Campbell 3.0, Buffone 2.0, Meyers 2.0, Rydalch 2.0, Herron 1.0, Shearer 1.0

**TEAM 40.0, OPPONENTS 34.0**

#### USUAL STARTERS

Offense	Defense
WR ... James Scott	RE ... Mike Hartenstine
LT ... Ted Albrecht	RT ... Alan Page
LG ... Noah Jackson	LT ... Jim Osborne
C ... Dan Neal	LE ... Tommy Hart
RG ... Revie Sorey	WLB ... Gary Campbell
RT ... Dennis Lick	MLB ... T. Hicks/D. Rives
TE ... Greg Latta	SLB ... Doug Buffone
WR ... Golden Richards	RCB ... Virgil Livers
QB ... Bob Avellini	LCB ... Terry Schmidt
RB ... Walter Payton	SS ... Gary Fencik
FB ... Roland Harper	FS ... Doug Plank

#### RANKINGS

Team Stats	BEARS	AVG
Total Yards	4459	278.7
Rushing Yards	2526	157.9
Passing Yards	1933	120.8
Points Scored	253	15.8

Opp	AVG	
Total Yards	4680	292.5
Rushing Yards	2174	135.9
Passing Yards	2506	156.6
Points Scored	274	17.1

### 1979 CHICAGO BEARS STATISTICS

**Record: 10-6, .625**

**2nd Place, NFC Central**  
**Head Coach: Neill Armstrong**

Date	Opponent	Result	Score
09/02	W 6-3	GREEN BAY	56,515
09/09	W 26-7	MINNESOTA	53,231
09/16	L 20-24	at Dallas	64,056
09/23	L 16-31	at Miami	66,011
09/30	L 13-17	TAMPA BAY	55,258
10/07	W 7-0	at Buffalo	73,383
10/14	L 7-27	NEW ENGLAND	54,128
10/21	L 27-30	at Minnesota	41,164
10/28	W 28-27	at San Francisco	42,773
11/04	W 35-7	DETROIT	50,108
11/11	W 27-23	L.A. RAMS	51,483
11/18	W 23-13	N.Y. JETS	52,635
11/22	L 0-20	at Detroit	66,219
12/02	W 14-0	at Tampa Bay	69,508
12/09	W 15-14	at Green Bay	54,207
12/16	W 42-6	ST. LOUIS	42,810
<b>PLAYOFFS</b>			
12/23	L 17-27	at Philadelphia	69,397

	Bears	Opp
<b>TOTAL FIRST DOWNS</b>	<b>262</b>	<b>272</b>
Rushing	140	100
Passing	98	148
Penalty	24	24
3rd Down: Made/Att	93/253	87/242
3rd Down Pct.	36.8	36.0
4th Down: Made/Att	NA	NA
4th Down Pct.	NA	NA

	Bears	Opp
<b>TOTAL NET YARDS</b>	<b>4637</b>	<b>4506</b>
Avg. Per Game	289.8	281.6
Total Plays	1028	1024
Avg. Per Play	4.5	4.4

	Bears	Opp
<b>ET YARDS RUSHING</b>	<b>2486</b>	<b>1978</b>
Avg. Per Game	155.4	123.6
Total Rushes	627	519
<b>ET YARDS PASSING</b>	<b>2151</b>	<b>2528</b>
Avg. Per Game	134.4	158.0
Sacked/Yards Lost	31/278	47/380
Gross Yards	2429	2908
Att./Completions	373/195	458/222
Completion Pct.	52.3	48.5
Had Intercepted	16	29

	Bears	Opp
<b>YARDS/AVERAGE</b>	<b>93/37.5</b>	<b>90/37.8</b>
<b>ET PUNTING AVG.</b>	<b>93/31.8</b>	<b>90/31.6</b>
<b>ENALTIES/YARDS</b>	<b>100/816</b>	<b>104/864</b>
<b>DUMBS/BALL LOST</b>	<b>21/13</b>	<b>25/14</b>
<b>TOUCHDOWNS</b>	<b>37</b>	<b>31</b>
Rushing	17	9
Passing	16	21
Returns	4	1

	Att	Cmp	Yds	Cmp%	Yd/Att	TD	TD%	Int	Int%	Lg	Sack/Lost	Rating
Watts	255	134	1535	52.5	6.02	9	3.5	8	3.1	68	17/154	69.7
Evans	63	32	508	50.8	8.06	4	6.3	5	7.9	65	8/75	66.1
Avellini	51	27	310	52.9	6.08	2	3.9	3	5.9	54	6/49	59.9
Payton	1	1	54	100.0	54.00	1	100.0	0	0.0	54	0/0	158.3
Parsons	2	1	22	50.0	11.00	0	0.0	0	0.0	22	0/0	89.6
Baschnagel	1	0	0	0.0	0.00	0	0.0	0	0.0	-	0/0	39.6
<b>BEARS</b>	<b>373</b>	<b>195</b>	<b>2429</b>	<b>52.3</b>	<b>6.51</b>	<b>16</b>	<b>4.3</b>	<b>16</b>	<b>4.3</b>	<b>68</b>	<b>31/278</b>	<b>69.2</b>
<b>OPPONENTS</b>	<b>458</b>	<b>222</b>	<b>2908</b>	<b>48.5</b>	<b>6.35</b>	<b>21</b>	<b>4.6</b>	<b>29</b>	<b>6.3</b>	<b>55</b>	<b>47/380</b>	<b>58.1</b>

Score by Period	1	2	3	4	OT	Tot
BEARS	59	84	65	98	0	306
OPPONENTS	48	72	50	79	0	249

SCORING	TDs	Ru-Pa	R	K-PAT	FG	Zpt	Pts	
Payton	16	14	2	0	0	0	96	
B. Thomas	0	0	0	0	34/37	16/27	0	82
Williams	6	1	5	0	0	0	36	
Watts	4	0	3	1	0	0	24	
Scott	3	0	3	0	0	0	18	
Baschnagel	2	0	2	0	0	0	12	
Richards	1	0	1	0	0	0	6	
Evans	1	1	0	0	0	0	6	
McClendon	1	1	0	0	0	0	6	
Schubert	1	0	0	1	0	0	6	
Schmidt	1	0	0	1	0	0	6	
Hicks	1	0	0	1	0	0	6	
Team	0	0	0	0	0	1	2	
<b>BEARS</b>	<b>37</b>	<b>17</b>	<b>16</b>	<b>4</b>	<b>34/37</b>	<b>16/27</b>	<b>1</b>	<b>306</b>
<b>OPPONENTS</b>	<b>31</b>	<b>9</b>	<b>21</b>	<b>1</b>	<b>28/31</b>	<b>12/20</b>	<b>0</b>	<b>249</b>

RUSHING	No	Yds	Avg	Lg	TD
Payton	369	1610	4.4	43	14
Williams	127	401	3.2	16	1
McClendon	37	160	4.3	33	1
Earl	35	132	3.8	12	0
Evans	12	72	6.0	17	0
Phipps	27	51	1.9	12	0
Deloplaire	7	18	2.6	6	0
Buffone	1	14	14.0	14	0
Perrin	5	14	2.8	5	0
Skibinski	3	10	3.3	4	0
Avellini	3	10	3.3	5	0
Watts	1	-6	-6.0	-6	0
<b>BEARS</b>	<b>627</b>	<b>2486</b>	<b>4.0</b>	<b>43</b>	<b>17</b>
<b>OPPONENTS</b>	<b>519</b>	<b>1978</b>	<b>3.8</b>	<b>61</b>	<b>9</b>

RECEIVING	No	Yds	Avg	Lg	TD
Baschnagel	30	452	15.1	54	2
Watts	24	421	17.5	68	3
Scott	21	382	18.2	64	3
Williams	42	354	8.4	54	5
Payton	31	313	10.1	65	2
Latta	15	131	8.7	25	0
Richards	5	107	21.4	52	1
Cobb	6	91	15.1	33	0
Earl	8	56	7.0	19	0
Schubert	2	29	14.5	15	0
McClendon	6	27	4.5	13	0
Perrin	1	27	27.0	27	0
Buffone	1	22	22.0	22	0
Deloplaire	2	13	6.5	15	0
Skibinski	1	4	4.0	4	0
<b>BEARS</b>	<b>195</b>	<b>2429</b>	<b>12.5</b>	<b>68</b>	<b>16</b>
<b>OPPONENTS</b>	<b>222</b>	<b>2908</b>	<b>13.1</b>	<b>55</b>	<b>21</b>

PUNTING	No	Yds	Avg	Net	TB	In	Lg	B
Parsons	92	3486	37.9	31.8	6	26	54	1
<b>BEARS</b>	<b>93</b>	<b>3486</b>	<b>37.5</b>	<b>31.8</b>	<b>6</b>	<b>26</b>	<b>54</b>	<b>1</b>
<b>OPPONENTS</b>	<b>90</b>	<b>3406</b>	<b>37.8</b>	<b>31.6</b>	<b>12</b>	<b>9</b>	<b>64</b>	<b>1</b>

INTS	No	Yds	Avg	Lg	TD
Schmidt	6	44	7.3	20	1
Fencik	6	31	5.2	17	0
Hicks	3	85	28.3	66	1
Ellis	3	67	22.3	22	0
Plank	3	33	11.0	22	0
Livers	2	41	20.5	30	0
Buffone	2	11	5.5	11	0
Gaines	1	38	38.0	38	0
Campbell	1	32	32.0	32	0
Walterscheid	1	15	15.0	15	0
Muckensturm	1	5	5.0	5	0
<b>BEARS</b>	<b>29</b>	<b>402</b>	<b>13.9</b>	<b>66</b>	<b>2</b>
<b>OPPONENTS</b>	<b>16</b>	<b>240</b>	<b>15.0</b>	<b>78</b>	<b>0</b>

KO RETURNS	No	Yds	Avg	Lg	TD
Walterscheid	19	427	22.5	44	0
Baschnagel	12	260	21.7	32	0
Watts	14	289	20.6	83t	1
Schubert	2	45	22.5	27	0
Perrin	1	13	13.0	13	0
McClendon	1	12	12.0	12	0
Latta	1	8	8.0	8	0
Herron	1	0	0.0	0	0
<b>BEARS</b>	<b>51</b>	<b>1054</b>	<b>20.7</b>	<b>83t</b>	<b>1</b>
<b>OPPONENTS</b>	<b>59</b>	<b>1252</b>	<b>21.2</b>	<b>56</b>	<b>0</b>

PUNT RET.	Ret	FC	Yds	Avg	Lg	TD
Schubert	25	10	238	9.5	77t	1
Walterscheid	14	5	96	6.9	14	0
Baschnagel	0	3	0	0.0	-	0
<b>BEARS</b>	<b>39</b>	<b>18</b>	<b>334</b>	<b>8.6</b>	<b>77t</b>	<b>1</b>
<b>OPPONENTS</b>	<b>54</b>	<b>12</b>	<b>404</b>	<b>7.5</b>	<b>77</b>	<b>0</b>

FGs	1-19	20-29	30-39	40-49	50+
B. Thomas	1/1	4/7	9/11	2/7	0/1
<b>BEARS</b>	<b>1/1</b>	<b>4/7</b>	<b>9/11</b>	<b>2/7</b>	<b>0/1</b>
<b>OPPONENTS</b>	<b>1/1</b>	<b>7/7</b>	<b>2/5</b>	<b>2/6</b>	<b>0/1</b>

B. Thomas:(44N,25G,19G)(47N,34G)(30G,32G,36G)(34G,42G)(29N,44N)(23G,23G)(51N,27N)(38G,35G)(24G)(31N)(34G,33G,32N,28N,44G)(47N,46N)

DEFENSE	T	S	A	FF	FR	PD	Sa	Int
(Top 10)								
Muckensturm	111	69	42	1	2	1	3.0	1
Plank	108	72	36	4	1	7	0.0	3
Fencik	103	73	30	0	1	9	0.0	6
Campbell	92	63	29	1	1	2	4.0	1
Page	74	49	25	0	1	1	10.0	0
Hicks	74	48	26	1	2	2	0.0	3
Hampton	70	48	22	1	2	3	4.5	0
Osborne	66	54	12	0	2	1	10.5	0
Hartenstine	60	40	20	1	1	1	8.0	0
Walterscheid	57	44	13	2	1	3	4.0	1
<b>SACKS:</b> Osborne 10.5, Page 10.0, Hartenstine 8.0, Hampton 4.5, Campbell 4.0, Walterscheid 4.0, Muckensturm 3.0, Gaines 1.0, Herron 1.0								
<b>TEAM 47.0, OPPONENTS 31.0</b>								

#### USUAL STARTERS

Offense	Defense
WR ... Scott/Watts	RE ... Mike Hartenstine
LT ... Ted Albrecht	RT ... Alan Page
LG ... Noah Jackson	LT ... Jim Osborne
C ... Dan Neal	LE ... Dan Hampton
RG ... Revie Sorey	WLB ... Gary Campbell
RT ... Dennis Lick	MLB ... Tom Hicks
TE ... Mike Tobb	SLB ... Jerry Muckensturm
WR ... Brian Baschnagel	RCB ... Virgil Livers
QB ... Mike Phipps	LCB ... Terry Schmidt
RB ... Walter Payton	SS ... Gary Fencik
FB ... Dave Williams	FS ... Doug Plank

#### RANKINGS

Team Stats	Bears	Avg
Total Yards	4637	289.8
Rushing Yards	2486	155.4
Passing Yards	2151	134.4
Points Scored	306	19.1
<b>Opp Avg</b>		
Total Yards	4506	281.6
Rushing Yards	1978	123.6
Passing Yards	2528	158.0
Points Scored	249	15.6



### 1980 CHICAGO BEARS STATISTICS

**Record: 7-9, .438**

**3rd Place, NFC Central**  
**Head Coach: Neill Armstrong**

Date	Result	Opponent	Score
09/07	L	5-12 at Green Bay	54,381
09/14	W	22-3 NEW ORLEANS	63,523
09/21	L	14-34 MINNESOTA	59,983
09/28	L	3-38 at Pittsburgh	53,987
10/06	W	23-0 TAMPA BAY	61,350
10/12	L	7-13 at Minnesota	46,751
10/19	W	24-7 DETROIT	58,508
10/26	L	14-17 at Philadelphia	68,752
11/03	L	21-27 at Cleveland	83,224
11/09	W	35-21 WASHINGTON	57,159
11/16	L	6-10 HOUSTON	59,390
11/23	L	17-28 at Atlanta	49,164
11/27	W	23-17 at Detroit	75,397
12/07	W	61-7 GREEN BAY	57,176
12/14	L	14-17 at CINCINNATI	48,808
12/20	W	14-13 at Tampa Bay	55,298

	Bears	Opp
<b>TOTAL FIRST DOWNS</b>	<b>286</b>	<b>285</b>
Rushing	139	111
Passing	121	149
Penalty	26	25
3rd Down: Made/Att	105/248	98/236
3rd Down Pct.	42.3	41.5
4th Down: Made/Att	NA	NA
4th Down Pct.	NA	NA
<b>TOTAL NET YARDS</b>	<b>4835</b>	<b>4907</b>
Avg. Per Game	302.2	306.7
Total Plays	1016	1003
Avg. Per Play	4.8	4.9
<b>NET YARDS RUSHING</b>	<b>2440</b>	<b>2015</b>
Avg. Per Game	152.5	125.9
Total Rushes	579	506
<b>NET YARDS PASSING</b>	<b>2395</b>	<b>2892</b>
Avg. Per Game	149.7	180.8
Sacked/Yards Lost	33/274	46/379
Gross Yards	2669	3271
Att./Completions	404/209	451/238
Completion Pct.	51.7	52.8
Had Intercepted	25	17
<b>PUNTS/AVERAGE</b>	<b>79/40.6</b>	<b>82/39.0</b>
<b>NET PUNTING YARDS</b>	<b>79/32.8</b>	<b>82/34.6</b>
<b>PENALTIES/YARDS</b>	<b>100/842</b>	<b>129/1109</b>
<b>FUMBLES/BALL LOST</b>	<b>23/14</b>	<b>32/14</b>
<b>TOUCHDOWNS</b>	<b>38</b>	<b>32</b>
Rushing	22	10
Passing	13	20
Returns	3	2

PASSING	Att	Cmp	Yds	Cmp%	Yd/Att	TD	Int	Int%	Lg	Sack/Lost	Rating	
Evans	276	149	2039	53.2	7.33	11	4.0	16	5.8	89	26/205	66.1
Phipps	122	61	630	50.0	5.16	2	1.6	9	7.4	56	7/69	39.8
Payton	3	0	0	0.0	0.00	0	0.0	0.0	0.0	0/0	0/0	39.6
Parsons	1	0	0	0.0	0.00	0	0.0	0.0	0.0	0/0	0/0	39.6
<b>BEARS</b>	<b>404</b>	<b>209</b>	<b>2669</b>	<b>51.7</b>	<b>6.61</b>	<b>13</b>	<b>3.2</b>	<b>25</b>	<b>6.2</b>	<b>89</b>	<b>33/274</b>	<b>57.6</b>
<b>OPPONENTS</b>	<b>451</b>	<b>238</b>	<b>3271</b>	<b>52.8</b>	<b>7.25</b>	<b>20</b>	<b>4.4</b>	<b>17</b>	<b>3.8</b>	<b>76</b>	<b>46/379</b>	<b>51.1</b>

Score by Period	1	2	3	4	OT	Tot
BEARS	51	77	77	93	6	304
OPPONENTS	57	79	51	66	9	264

SCORING	TDs:Ru-Pa-R	K-PAT	FG	2pt	Pts			
B Thomas	0	0	0	0	35/37	13/18	0	74
Evans	8	8	0	0	0	0	0	48
Payton	7	6	1	0	0	0	0	42
Harper	5	5	0	0	0	0	0	30
Scott	3	0	3	0	0	0	0	18
Earl	3	0	3	0	0	0	0	18
Phipps	2	2	0	0	0	0	0	12
Fisher	2	0	2	0	0	0	0	12
Watts	2	0	2	0	0	0	0	12
Baschnagel	2	0	2	0	0	0	0	12
Page	1	0	0	1	0	0	1	8
Williams	1	0	0	1	0	0	0	6
Walterscheid	1	0	0	1	0	0	0	6
McClendon	1	0	0	0	0	0	0	6
<b>BEARS</b>	<b>38</b>	<b>22</b>	<b>13</b>	<b>3</b>	<b>35/37</b>	<b>13/18</b>	<b>1</b>	<b>304</b>
<b>OPPONENTS</b>	<b>32</b>	<b>10</b>	<b>20</b>	<b>2</b>	<b>30/30</b>	<b>14/27</b>	<b>0</b>	<b>264</b>

RUSHING	No	Yds	Avg	Lg	TD
Payton	317	1460	4.6	69	6
Harper	113	404	3.6	13	5
Evans	60	306	5.1	58	8
McClendon	10	88	8.8	48	1
Williams	26	57	2.2	14	0
Skibinski	13	54	4.2	8	0
Suhey	22	45	2.0	10	0
Phipps	15	38	2.5	9	2
Parsons	2	4	2.0	4	0
Watts	1	-16	-16.0	-16	0
<b>BEARS</b>	<b>579</b>	<b>2440</b>	<b>4.2</b>	<b>69</b>	<b>22</b>
<b>OPPONENTS</b>	<b>506</b>	<b>2015</b>	<b>4.0</b>	<b>56</b>	<b>10</b>

RECEIVING	No	Yds	Avg	Lg	TD
Scott	36	696	19.3	64	3
Watts	22	444	20.2	89	2
Baschnagel	28	396	14.1	37	2
Payton	46	367	8.0	54	1
Earl	18	223	12.4	28	3
Fisher	12	203	16.9	56	2
Williams	22	132	6.0	18	0
Haines	4	83	20.8	18	0
Suhey	7	50	8.6	21	0
Harper	7	31	4.4	16	0
Skibinski	5	18	3.6	8	0
Cobb	2	16	8.0	9	0
<b>BEARS</b>	<b>209</b>	<b>2669</b>	<b>12.8</b>	<b>89</b>	<b>13</b>
<b>OPPONENTS</b>	<b>238</b>	<b>3271</b>	<b>13.7</b>	<b>76</b>	<b>20</b>

PUNTING	No	Yds	Avg	Net	TB	Int	Lg	TD
Parsons	79	3207	40.6	32.8	10	16	61	1
<b>BEARS</b>	<b>79</b>	<b>3207</b>	<b>40.6</b>	<b>32.8</b>	<b>10</b>	<b>16</b>	<b>61</b>	<b>1</b>
<b>OPPONENTS</b>	<b>82</b>	<b>3197</b>	<b>39.0</b>	<b>34.6</b>	<b>4</b>	<b>16</b>	<b>65</b>	<b>1</b>

INTS	No	Yds	Avg	Lg	TD
Walterscheid	4	84	21.0	36	1
Campbell	3	36	12.0	15	0
Wilson	2	4	2.0	4	0
Muckensturm	2	2	1.0	2	0
Plank	1	20	20.0	20	0
Hicks	1	8	8.0	8	0
Fencik	1	8	8.0	8	0
Schmidt	1	0	0.0	0	0
Page	1	0	0.0	0	0
Ellis	1	0	0.0	0	0
<b>BEARS</b>	<b>17</b>	<b>162</b>	<b>9.5</b>	<b>36</b>	<b>1</b>
<b>OPPONENTS</b>	<b>25</b>	<b>161</b>	<b>6.4</b>	<b>41</b>	<b>1</b>

KO RETURNS	No	Yds	Avg	Lg	TD
Williams	27	666	24.7	95	1
Suhey	19	409	21.4	31	0
Fisher	3	32	10.7	15	0
Watts	1	12	12.0	12	0
Walterscheid	1	12	12.0	12	0
McClendon	1	11	11.0	11	0
Earl	1	11	11.0	11	0
Herron	1	5	5.0	5	0
Haines	1	0	0.0	0	0
Ulmer	1	-2	-2.0	-2	0
<b>BEARS</b>	<b>56</b>	<b>1153</b>	<b>20.6</b>	<b>95</b>	<b>1</b>
<b>OPPONENTS</b>	<b>58</b>	<b>1251</b>	<b>21.6</b>	<b>54</b>	<b>0</b>

PUNT RET.	Ret	FC	Yds	Avg	Lg	TD
Walterscheid	33	11	239	7.2	25	0
Watts	2	0	20	10.0	11	0
Suhey	1	0	4	4.0	4	0
Lusby	4	1	14	3.5	14	0
Plank	1	0	0	0.0	0	0
<b>BEARS</b>	<b>41</b>	<b>12</b>	<b>277</b>	<b>6.8</b>	<b>25</b>	<b>0</b>
<b>OPPONENTS</b>	<b>46</b>	<b>7</b>	<b>415</b>	<b>9.0</b>	<b>56</b>	<b>0</b>

FGs	1-19	20-29	30-39	40-49	50+
B Thomas	1/1	5/5	4/8	3/4	0/0
<b>BEARS</b>	<b>1/1</b>	<b>5/5</b>	<b>4/8</b>	<b>3/4</b>	<b>0/0</b>
<b>OPPONENTS</b>	<b>1/2</b>	<b>7/8</b>	<b>3/8</b>	<b>3/8</b>	<b>0/1</b>
B Thomas:(42G,34G)(37G,34G,38N)(128G)(30G)					
32N,44G,29G(1)(18G)(30N,47N)(35N)(1)(27G,22G)					
(41G)(24G)(1)(1)					

DEFENSE	(Top 10)	T	S	A	FF	FR	PD	Sa
Fencik	125	94	31	0	3	8	1.0	
Campbell	121	88	33	1	2	3	3.0	
Muckensturm	120	101	19	0	1	1	3.0	
Hicks	107	83	24	0	0	1	1.0	
Plank	81	53	28	2	3	0	0.0	
Hampton	73	56	17	2	0	1	11.5	
Walterscheid	71	53	18	2	1	1	1.0	
Page	68	50	18	0	2	4	9.5	
Hartenstine	66	54	12	1	0	4	6.0	
Osborne	65	54	11	1	2	5	8.0	
<b>SACKS:</b>	Hampton 11.5, Page 9.5, Osborne 8.0, Hartenstine 6.0, Campbell 3.0, Muckensturm 3.0, Wilson 2.0, Fencik 1.0, Hicks 1.0, Walterscheid 1.0, TEAM 46.0, OPPONENTS 33.0							

#### USUAL STARTERS

Offense	Defense
WR ... James Scott	RE ... Mike Hartenstine
LT ... Ted Albrecht	RT ... Alan Page
LG ... Noah Jackson	LT ... Jim Osborne
C ... Dan Neal	LE ... Dan Hampton
RG ... Revie Sorey	WLB ... Gary Campbell
RT ... Dennis Lick	MLB ... Tom Hicks
TE ... Robin Earl	SLB ... Jerry Muckensturm
WR ... Brian Baschnagel	RCB ... Allan Ellis
QB ... Vince Evans	LCB ... Terry Schmidt
RB ... Walter Payton	SS ... Gary Fencik
FB ... Roland Harper	FS ... Doug Plank

#### RANKINGS

Team Stats	Bears	Avg
Total Yards	4835	302.2
Rushing Yards	2440	152.5
Passing Yards	2395	289.2
Points Scored	304	17.6
<b>Opp</b>	<b>4907</b>	<b>306.7</b>
Total Yards	4907	306.7
Rushing Yards	2015	125.9
Passing Yards	2892	180.8
Points Scored	264	16.5

### 1981 CHICAGO BEARS STATISTICS

**Record: 6-10, .375**

**5th Place, NFC Central**  
**Head Coach: Neill Armstrong**

Date	Opponent	Result	Score
09/06	L 9-16	GREEN BAY	62,411
09/13	L 17-28	at San Francisco	49,520
09/20	W 28-17	TAMPA BAY	60,130
09/28	L 7-24	L.A. RAMS	62,461
10/04	L 21-24	at Minnesota	43,827
10/11	L 7-24	WASHINGTON	57,683
10/19	L 17-48	at Detroit	71,273
10/25	W 20-17	ot SAN DIEGO	52,905
11/01	L 10-20	at Tampa Bay	63,688
11/08	W 16-13	ot at Kansas City	60,605
11/15	L 17-21	at Green Bay	55,338
11/22	L 7-23	DETROIT	50,082
11/26	L 9-10	at Dallas	63,499
12/06	W 10-9	MINNESOTA	50,766
12/13	W 23-6	at Oakland	40,384
12/20	W 35-24	DENVER	40,125

Category	Bears	Opp
<b>TOTAL FIRST DOWNS</b>	<b>278</b>	<b>290</b>
Rushing	126	120
Passing	126	144
Penalty	26	26
3rd Down: Made/Att	95/268	73/233
3rd Down Pct.	35.4	31.3
4th Down: Made/Att	NA	NA
4th Down Pct.	NA	NA

Category	Bears	Opp
<b>TOTAL NET YARDS</b>	<b>4633</b>	<b>5394</b>
Avg. Per Game	289.6	337.1
Total Plays	1134	1076
Avg. Per Play	4.1	5.0

Category	Bears	Opp
<b>NET YARDS RUSHING</b>	<b>2171</b>	<b>2146</b>
Avg. Per Game	135.7	134.1
Total Rushes	608	521

Category	Bears	Opp
<b>NET YARDS PASSING</b>	<b>2462</b>	<b>3248</b>
Avg. Per Game	153.9	203.0
Sacked/Yards Lost	35/266	31/279
Gross Yards	2728	3527
Att./Completions	489/222	525/233
Completion Pct.	45.4	44.4
Had Intercepted	23	18

Category	Bears	Opp
<b>PUNTS/AVERAGE</b>	<b>114/39.7</b>	<b>98/40.7</b>
<b>NET PUNTING AVG.</b>	<b>33.3</b>	<b>33.3</b>
<b>PENALTIES/YARDS</b>	<b>121/996</b>	<b>119/947</b>
<b>FUMBLES/BALL LOSS</b>	<b>37/17</b>	<b>33/22</b>

Category	Bears	Opp
<b>TOUCHDOWNS</b>	<b>31</b>	<b>39</b>
Rushing	13	13
Passing	14	23
Returns	4	3

Category	Bears	Opp
<b>ATTASSING</b>	<b>436</b>	<b>195</b>
Cmp	2354	44.7
Yds	5.40	11
TD	2.5	20
Int	4.6	85
Lg	23/173	51.0
Sack/Lost	0.0	0.0
Rating	138.7	138.7

Score by Period	1	2	3	4	OT	Tot
BEARS	41	71	55	80	6	253
OPPONENTS	83	83	63	95	0	324

SCORING	Tds:Ru-Pa-R	K-PAT	FG	Zpt	Pts		
Roveto	0	0	0	19/20	10/18	0	49
Payton	8	6	2	0	0	48	0
Suhey	3	3	0	0	0	18	0
Evans	3	3	0	0	0	18	0
Baschnagel	3	0	3	0	0	18	0
Watts	3	0	3	0	0	18	0
Anderson	2	0	2	0	0	12	0
D. Williams	2	0	2	0	0	12	0
Thomas	0	0	0	2/3	2/3	0	8
Nielsen	0	0	0	8/8	0/2	0	8
Earl	1	0	1	0	0	6	0
Bell	1	0	1	0	0	6	0
J. Fisher	1	0	1	0	0	6	0
Margerum	1	0	1	0	0	6	0
Harper	1	1	0	0	0	6	0
Fencik	1	0	1	0	0	6	0
Harris	1	0	1	0	0	6	0
Plank	0	0	0	0	1	2	0

BEARS	31	13	14	4	29	31	12	23	1	253
<b>OPPONENTS</b>	<b>39</b>	<b>13</b>	<b>23</b>	<b>3</b>	<b>36</b>	<b>38</b>	<b>17</b>	<b>29</b>	<b>1</b>	<b>324</b>

RUSHING	No	Yds	Avg	Lg	TD
Payton	339	1222	3.6	39	6
Suhey	150	521	3.5	26	3
Evans	43	218	5.1	25	3
Harper	34	106	3.1	11	1
McClendon	30	74	2.5	17	0
D. Williams	2	19	9.5	14	0
Margerum	1	11	11.0	11	0
Baschnagel	1	10	10.0	10	0
Phipps	1	0	0.0	0	0
Avellini	3	-1	-0.3	0	0
Neal	1	-6	-6.0	-6	0
Parsons	1	-6	-6.0	-6	0

BEARS	608	2171	3.6	39	13
<b>OPPONENTS</b>	<b>521</b>	<b>2146</b>	<b>4.1</b>	<b>59</b>	<b>13</b>

RECEIVING	No	Yds	Avg	Lg	TD
Margerum	39	584	15.0	41	1
Baschnagel	34	554	16.3	72	3
Watts	27	465	17.2	42	3
Payton	41	379	9.2	30	2
Anderson	9	243	27.0	85	2
Suhey	33	168	5.1	15	0
D. Williams	18	126	7.0	14	2
Earl	10	118	11.8	24	1
B. Williams	3	32	10.7	16	0
Cobb	2	20	10.0	11	0
Harris	1	18	18.0	18	0
Harper	2	10	5.0	8	0
Zanders	1	7	7.0	7	0
McClendon	2	4	2.0	4	0

BEARS	222	2728	12.3	85	14
<b>OPPONENTS</b>	<b>233</b>	<b>3527</b>	<b>15.1</b>	<b>94</b>	<b>23</b>

PUNTING	No	Yds	Avg	Net	TB	IN	Lg	B
Parsons	114	4531	39.7	33.3	7	31	55	0
BEARS	114	4531	39.7	33.3	7	31	55	0
OPPONENTS	98	3985	40.7	33.3	10	15	67	0

INTS	No	Yds	Avg	Lg	TD
Fencik	6	121	20.2	69	1
Henderson	4	84	21.0	39	0
Schmidt	2	4	2.0	4	0
J. Fisher	2	3	1.5	3	0
Bell	1	92	92.0	92	1
Harris	1	44	44.0	44	1
Walterscheid	1	0	0.0	0	0
Singletary	1	-3	-3.0	-3	0
BEARS	18	345	19.2	92	3
OPPONENTS	23	385	16.7	50	2

KO RETURNS	No	Yds	Avg	Lg	TD
D. Williams	23	486	21.1	42	0
Moorehead	23	476	20.7	56	0
Baschnagel	2	34	17.0	23	0
J. Fisher	6	96	16.0	23	0
Frazier	6	77	12.8	15	0
B. Williams	1	35	35.0	35	0
B. Fisher	2	15	7.5	9	0
Anderson	1	-5	-5.0	-5	0

BEARS	64	1214	19.0	56	0
<b>OPPONENTS</b>	<b>44</b>	<b>937</b>	<b>21.3</b>	<b>47</b>	<b>0</b>

PUNT RET.	Ret	FC	Yds	Avg	Lg	TD
J. Fisher	43	20	509	11.8	88	1
Walterscheid	1	0	6	6.0	6	0
Plank	1	1	3	3.0	3	0
Baschnagel	0	3	0	0.0	0	0

BEARS	45	24	518	11.5	88	1
<b>OPPONENTS</b>	<b>66</b>	<b>12</b>	<b>594</b>	<b>9.0</b>	<b>55</b>	<b>1</b>

FGS	1-19	20-29	30-39	40-49	50+
Roveto	0/1	6/7	2/3	2/7	0/0
Thomas	0/0	1/2	1/1	0/0	0/0
Nielsen	0/0	0/1	0/1	0/0	0/0
BEARS	0/1	7/10	3/5	2/7	0/0
OPPONENTS	1/1	3/5	6/8	6/11	1/4

DEFENSE	T	S	A	FF	FR	PD	Sa	Int	
Fencik	135	112	23	2	1	17	1	0	6
Wilson	81	65	16	2	3	3	0	0	0
Campbell	77	47	30	0	1	2	0	0	0
Singletary	72	60	12	1	0	4	0	0	1
Hampton	68	56	12	1	0	4	9	0	0
Plank	67	51	16	0	4	11	3	0	0
Harris	61	47	14	1	3	5	2	0	1
Page	61	49	12	0	1	4	9	0	0
Henderson	58	52	6	0	1	19	4	0	0
Kunz	57	42	15	0	0	2	0	0	0

**SACKS:** Page 9.0, Hampton 9.0, Osborne 4.0, Plank 3.0, Harris 2.0, Hartenstein 2.0, Fencik 1.0, Walterscheid 1.0

**TEAM 31.0, OPPONENTS 35.0**

#### USUAL STARTERS

Offense	Defense
WR...Baschnagel/Watts	RE...Al Harris
LT...Ted Albrecht	RT...Alan Page
LG...Noah Jackson	LT...Jim Osborne
C...Dan Neal	LE...Dan Hampton
RG...Emanuel Zanders	WLB...Gary Campbell
RT...Keith Van Horne	MLB...Mike Singletary
TE...Robin Earl	SLB...Otis Wilson
WR...Margerum/Baschnagel	RCB...Reuben Henderson
QB...Vince Evans	LCB...Terry Schmidt
RB...Walter Payton	SS...Gary Fencik
FB...Matt Suhey	FS...Doug Plank

#### RANKINGS

Team Stats	Bears	Avg	Rank
Total Yards	4633	289.6	26
Rushing Yards	2171	135.7	11
Passing Yards	2462	153.9	27
Points Scored	253	15.8	-
<b>Opp Avg Rank</b>			
Total Yards	5394	337.1	19
Rushing Yards	2146	134.1	20
Passing Yards	3248	203.0	14
Points Scored	324	20.3	-



### 1982 CHICAGO BEARS STATISTICS

**Record: 3-6, .333**  
**5th Place, NFC Central**  
**Head Coach: Mike Ditka**

09/12	L	10-17	at Detroit	71,337
09/19	L	0-10	NEW ORLEANS	56,600
11/21	W	20-17	DETROIT	46,783
11/28	L	7-35	at Minnesota	54,724
12/05	W	26-13	NEW ENGLAND	36,973
12/12	L	14-20	at Seattle	52,826
12/19	L	7-10	ST. LOUIS	43,270
12/26	W	34-26	at L.A. Rams	46,502
01/02	L	23-26	ot at Tampa Bay	68,112

		Bears	Opp
<b>TOTAL FIRST DOWNS</b>			
Rushing		56	53
Passing		83	102
Penalty		14	11
3rd Down: Made/Att	47/128	36/119	
3rd Down Pct.		36.7	30.3
4th Down: Made/Att	1/4	3/9	
4th Down Pct.		25.0	33.3
<b>TOTAL NET YARDS</b>			
Avg. Per Game		2493	2851
Avg. Per Game		277.0	316.8
Total Plays		571	585
Avg. Per Play		4.4	4.9
<b>NET YARDS RUSHING</b>			
Avg. Per Game		988	902
Avg. Per Game		109.8	100.2
Total Rushes		276	261
<b>NET YARDS PASSING</b>			
Avg. Per Game		1505	1949
Avg. Per Game		167.2	216.6
Sacked/Yards Lost	33/244	30/240	
Gross Yards	1749	2189	
Att./Completions	262/141	294/164	
Completion Pct.		53.8	55.8
Had Intercepted		11	13
<b>PUNTS/AVERAGE</b>			
		59/41.6	49/41.6
<b>NET PUNTING AVG.</b>			
		35.2	37.1
<b>PENALTIES/YARDS</b>			
		58/422	52/451
<b>FUMBLES/BALL LOST</b>			
		16/8	20/7
<b>TOUCHDOWNS</b>			
Rushing		5	4
Passing		10	14
Returns		1	2

PASSING	Att	Cmp	Yds	Cmp%	Yd/Att	TD	TD%	Int	Int%	Lg	Sack/Lost	Rating
McMahon	210	120	1501	57.1	7.15	9	4.3	7	3.3	50	27/196	80.1
Avellini	20	8	84	40.0	4.20	0	0.0	0	0.0	21	4/31	52.9
Evans	28	12	125	42.9	4.46	0	0.0	4	14.3	19	2/17	16.8
Payton	3	1	39	33.3	13.00	1	33.3	0	0.0	39	0/0	122.0
Baschnagel	1	0	0	0.0	0.00	0	0.0	0	0.0	0	0/0	39.6
<b>BEARS</b>	<b>262</b>	<b>141</b>	<b>1749</b>	<b>53.8</b>	<b>6.68</b>	<b>10</b>	<b>3.8</b>	<b>11</b>	<b>4.2</b>	<b>50</b>	<b>33/244</b>	<b>69.9</b>
<b>OPPONENTS</b>	<b>294</b>	<b>164</b>	<b>2189</b>	<b>55.8</b>	<b>7.45</b>	<b>14</b>	<b>4.8</b>	<b>13</b>	<b>4.4</b>	<b>65</b>	<b>30/240</b>	<b>77.3</b>

Score by Period	1	2	3	4	OT	Tot
BEARS	44	50	17	30	0	141
OPPONENTS	37	60	30	44	3	174

SCORING	TDs: Ru-Pa- R	K-PAT	FG	2pt	Pts				
Moorehead	5	0	5	0	30				
Roveto	0	0	0	10/10	4/13	0	22		
B. Thomas	0	0	0	6/6	5/7	0	21		
Margerum	3	0	3	0	0	18			
Suhey	3	3	0	0	0	18			
Baschnagel	2	0	2	0	0	12			
McMahon	1	1	0	0	0	6			
Payton	1	1	0	0	0	6			
Wilson	1	0	0	1	0	6			
Osborne	0	0	0	0	1	2			
<b>BEARS</b>	<b>16</b>	<b>5</b>	<b>10</b>	<b>16</b>	<b>16</b>	<b>9/20</b>	<b>1</b>	<b>141</b>	
<b>OPPONENTS</b>	<b>20</b>	<b>4</b>	<b>14</b>	<b>2</b>	<b>18</b>	<b>20</b>	<b>12/17</b>	<b>0</b>	<b>174</b>

RUSHING	No	Yds	Avg	Lg	TD
Payton	148	596	4.0	26	1
Suhey	70	206	2.9	13	3
McMahon	24	105	4.4	11	1
McClendon	17	47	2.8	13	0
Gentry	4	21	5.3	9	0
Harper	3	7	2.3	8	0
C. Thomas	5	4	0.8	3	0
Moorehead	2	3	1.5	6	0
Evans	2	0	0.0	6	0
Watts	1	-1	-1.0	-1	0
<b>BEARS</b>	<b>276</b>	<b>988</b>	<b>3.6</b>	<b>26</b>	<b>5</b>
<b>OPPONENTS</b>	<b>261</b>	<b>902</b>	<b>3.5</b>	<b>47</b>	<b>4</b>

RECEIVING	No	Yds	Avg	Lg	TD
Moorehead	30	363	12.1	50	5
Suhey	36	333	9.3	45	0
Payton	32	311	9.7	40	0
Watts	8	217	27.1	40	0
Margerum	14	207	14.8	28	3
Baschnagel	12	194	16.2	39	2
Earl	4	56	14.0	18	0
Scott	2	44	22.0	27	0
Gentry	1	9	9.0	9	0
Harper	1	8	8.0	8	0
McClendon	1	7	7.0	7	0
<b>BEARS</b>	<b>141</b>	<b>1749</b>	<b>12.4</b>	<b>50</b>	<b>10</b>
<b>OPPONENTS</b>	<b>164</b>	<b>2189</b>	<b>13.3</b>	<b>65</b>	<b>14</b>

PUNTING	No	Yds	Avg	Net	TB	In	Lg
Parsons	58	2394	41.3		3	9	81
McMahon	1	59	59.0		0	0	59
<b>BEARS</b>	<b>59</b>	<b>2453</b>	<b>41.6</b>		<b>3</b>	<b>9</b>	<b>81</b>
<b>OPPONENTS</b>	<b>49</b>	<b>2038</b>	<b>41.6</b>	<b>37.1</b>	<b>4</b>	<b>7</b>	<b>60</b>

INTS	No	Yds	Avg	Lg	TD
Schmidt	4	39	9.8	29	0
Fisher	3	19	6.3	19	0
Wilson	2	39	19.5	39	1
Fencik	2	2	1.0	2	0
Frazier	2	0	0.0	0	0
<b>BEARS</b>	<b>13</b>	<b>99</b>	<b>7.6</b>	<b>39</b>	<b>1</b>
<b>OPPONENTS</b>	<b>11</b>	<b>195</b>	<b>17.7</b>	<b>99</b>	<b>2</b>

KO RETURNS	No	Yds	Avg	Lg	TD
Watts	14	330	23.6	36	0
Gentry	9	161	17.9	23	0
Fisher	7	102	14.6	20	0
Bell	1	14	14.0	14	0
Harper	2	10	5.0	10	0
Muckensturm	1	5	5.0	5	0
<b>BEARS</b>	<b>34</b>	<b>522</b>	<b>18.3</b>	<b>36</b>	<b>0</b>
<b>OPPONENTS</b>	<b>30</b>	<b>537</b>	<b>17.9</b>	<b>32</b>	<b>0</b>

PUNT RET.	Ret	FC	Yds	Avg	Lg	TD
Fisher	9	6	65	7.2	17	0
Gentry	15	5	77	5.1	16	0
<b>BEARS</b>	<b>24</b>	<b>11</b>	<b>142</b>	<b>5.9</b>	<b>17</b>	<b>0</b>
<b>OPPONENTS</b>	<b>34</b>	<b>7</b>	<b>314</b>	<b>9.2</b>	<b>37</b>	<b>0</b>

FGs	1-19	20-29	30-39	40-49	50+
Roveto	1/1	0/0	0/4	2/4	1/4
B. Thomas	1/1	0/0	1/2	3/3	0/1
<b>BEARS</b>	<b>2/2</b>	<b>0/0</b>	<b>1/6</b>	<b>5/7</b>	<b>1/5</b>
<b>OPPONENTS</b>	<b>0/0</b>	<b>2/3</b>	<b>7/10</b>	<b>3/4</b>	<b>0/0</b>

DEFENSE	(Top 10)	T	S	A	FF	FR	PD	Sa	In
Fencik	82	52	30	0	0	5	0	0	0
Hampton	71	62	9	1	0	0	7	0	0
Singletary	71	61	10	1	1	2	1	0	0
Walterscheid	62	45	17	0	0	5	0	0	0
Wilson	40	31	9	0	0	1	2	0	0
Campbell	36	24	12	1	2	5	1	0	0
Frazier	31	28	3	1	1	1	12	1	0
Osborne	31	27	4	1	0	2	5	0	0
Schmidt	30	24	6	0	0	10	0	0	0
Fisher	29	23	6	0	0	2	0	0	0

**SACKS:** Hampton 7.0, Osborne 5.0, Hartenstine 4.5, McMichael 4.0, Harris 2.5, Wilson 2.0, Singletary 1.0, Campbell 1.0, Frazier 1.0, Bell 1.0, Herron 1.0

**TEAM 30.0, OPPONENTS 33.0**

**USUAL STARTERS**

Offense	Defense
WR ... Ken Margerum	RE ... Al Harris
LT ... Phil McKinley	RT ... Dan Hampton
LG ... Noah Jackson	LT ... Jim Osborne
C ... Dan Neal	LE ... Mike Hartenstine
RG ... Jeff Williams	WLB ... Gary Campbell
RT ... Keith Van Horne	MLB ... Mike Singletary
TE ... Emery Moorehead	SLB ... Otis Wilson
WR ... Brian Baschnagel	RCB ... Leslie Frazier
QB ... Jim McMahon	LCB ... Terry Schmidt
RB ... Walter Payton	SS ... Gary Fencik
FB ... Matt Suhey	FS ... Len Walterscheid

**RANKINGS**

Team Stats	Bears	Avg	Rank
Total Yards	2493	277.0	26
Rushing Yards	988	109.8	18
Passing Yards	1505	167.2	23
Points Scored	141	15.7	
Opp Avg Rank			
Total Yards	2851	316.8	16
Rushing Yards	902	100.2	5
Passing Yards	1949	216.6	21
Points Scored	174	19.3	

### 1983 CHICAGO BEARS STATISTICS

**Record: 8-8, .500**

**T-2nd Place, NFC Central**  
**Head Coach: Mike Ditka**

Date	Opponent	Result	Score
09/04	L 17-20	ATLANTA	60,165
09/11	W 17-10	TAMPA BAY	58,186
09/18	L 31-34	at New Orleans	64,692
09/25	L 19-22	at Baltimore	34,350
10/02	W 31-14	DENVER	58,210
10/09	L 14-23	MINNESOTA	59,632
10/16	L 17-31	at Detroit	66,709
10/23	W 7-6	at Philadelphia	45,263
10/30	L 17-38	DETROIT	58,764
11/06	L 14-21	at L.A. Rams	53,010
11/13	W 17-14	PHILADELPHIA	47,524
11/20	W 27-0	at Tampa Bay	36,816
11/27	W 13-3	SAN FRANCISCO	40,483
12/04	L 28-31	at Green Bay	51,147
12/11	W 19-13	at Minnesota	57,880
12/18	W 23-21	GREEN BAY	35,870

Score by Period	1	2	3	4	OT	Tot
BEARS	55	104	40	112	0	311
OPPONENTS	78	63	83	71	6	301

SCORING	TDs: Ru-Pa-R	K-PAT	FG	Zpt	Pts			
B. Thomas	0	0	0	35/38	14/25	0	77	
Payton	8	6	2	0	0	0	48	
Gault	8	0	8	0	0	0	48	
Suhey	5	4	1	0	0	0	30	
McKinnon	5	0	4	1	0	0	30	
McMahon	3	2	1	0	0	0	18	
Moorehead	3	0	3	0	0	0	18	
Margerum	2	0	2	0	0	0	12	
Evans	1	1	0	0	0	0	6	
Frazier	1	0	0	1	0	0	6	
Hutchinson	1	1	0	0	0	0	6	
Schmidt	1	0	0	1	0	0	6	
Hartenstine	1	0	0	1	0	0	6	
<b>BEARS</b>	<b>39</b>	<b>14</b>	<b>21</b>	<b>4</b>	<b>35/38</b>	<b>14/25</b>	<b>0</b>	<b>311</b>
<b>OPPONENTS</b>	<b>26</b>	<b>15</b>	<b>1</b>	<b>1</b>	<b>34/36</b>	<b>17/23</b>	<b>0</b>	<b>301</b>

RUSHING	No	Yds	Avg	Lg	TD
Payton	314	1421	4.5	49	6
Suhey	149	681	4.6	39	4
McMahon	55	307	5.6	32	2
Evans	22	142	6.5	27	1
Gentry	16	65	4.1	17	0
Gault	4	31	7.8	22	0
Parsons	1	27	27.0	27	0
C. Thomas	8	25	3.1	9	0
Hutchinson	6	13	2.2	5	1
Margerum	1	7	7.0	7	0
Moorehead	5	6	1.2	5	0
Baschnagel	2	2	1.0	2	0
<b>BEARS</b>	<b>583</b>	<b>2727</b>	<b>4.7</b>	<b>49</b>	<b>14</b>
<b>OPPONENTS</b>	<b>482</b>	<b>2000</b>	<b>4.1</b>	<b>71</b>	<b>20</b>

RECEIVING	No	Yds	Avg	Lg	TD
Gault	40	836	20.9	87	8
Payton	53	607	11.5	74	2
Moorehead	42	597	14.2	36	3
Suhey	49	429	8.8	52	1
Margerum	21	336	16.0	60	2
McKinnon	20	326	16.3	49	4
Saldi	12	119	9.9	16	0
Dunsmore	8	102	12.8	24	0
Baschnagel	5	70	14.0	24	0
McMahon	1	18	18.0	18	1
C. Thomas	2	13	6.5	7	0
Gentry	2	8	4.0	6	0
<b>BEARS</b>	<b>255</b>	<b>3461</b>	<b>13.6</b>	<b>87</b>	<b>21</b>
<b>OPPONENTS</b>	<b>249</b>	<b>3526</b>	<b>14.2</b>	<b>74</b>	<b>15</b>

PUNTING	No	Yds	Avg	Net	TB	In	Lg	B
Parsons	79	2916	36.9		5	22	54	0
Stachowicz	14	447	31.9		0	0	48	2
<b>BEARS</b>	<b>94</b>	<b>3399</b>	<b>36.2</b>		<b>5</b>	<b>22</b>	<b>54</b>	<b>2</b>
<b>OPPONENTS</b>	<b>99</b>	<b>3821</b>	<b>38.6</b>		<b>10</b>	<b>25</b>	<b>60</b>	<b>1</b>

INTS	No	Yds	Avg	Lg	TD
Frazier	7	135	19.3	56	1
Schmidt	5	31	6.2	32	1
Richardson	5	9	1.8	6	0
Fencik	2	34	17.0	20	0
Wilson	1	6	6.0	6	0
Singletary	1	0	0.0	0	0
<b>BEARS</b>	<b>21</b>	<b>215</b>	<b>10.2</b>	<b>56</b>	<b>2</b>
<b>OPPONENTS</b>	<b>22</b>	<b>291</b>	<b>13.2</b>	<b>35</b>	<b>1</b>

KO RETURNS	No	Yds	Avg	Lg	TD
Gault	13	276	21.2	38	0
Hutchinson	17	259	15.2	28	0
Gentry	7	130	18.6	28	0
Watts	5	79	15.8	21	0
Duerson	3	66	22.0	24	0
Baschnagel	3	42	14.0	19	0
McKinnon	2	42	21.0	25	0
<b>BEARS</b>	<b>58</b>	<b>953</b>	<b>16.4</b>	<b>38</b>	<b>0</b>
<b>OPPONENTS</b>	<b>66</b>	<b>1229</b>	<b>18.6</b>	<b>61</b>	<b>0</b>

PUNT RET.	Ret	FC	Yds	Avg	Lg	TD
McKinnon	34	3	316	9.3	59	1
Fisher	13	3	71	5.5	11	0
Gault	9	1	61	6.8	12	0
<b>BEARS</b>	<b>56</b>	<b>7</b>	<b>448</b>	<b>8.0</b>	<b>59</b>	<b>1</b>
<b>OPPONENTS</b>	<b>44</b>	<b>13</b>	<b>322</b>	<b>7.3</b>	<b>34</b>	<b>0</b>

FGs	1-19	20-29	30-39	40-49	50+
B. Thomas	1/1	9/9	0/4	3/6	1/5
<b>BEARS</b>	<b>1/1</b>	<b>9/9</b>	<b>0/4</b>	<b>3/6</b>	<b>1/5</b>
<b>OPPONENTS</b>	<b>1/1</b>	<b>7/7</b>	<b>7/8</b>	<b>2/6</b>	<b>0/1</b>

DEFENSE	(Top 10)	T	S	A	FF	FR	PD	Sa	Int
Singletary	147	120	27	1	4	7	3.5	1	
Bell	115	92	23	1	1	6	3.0	0	
Wilson	103	87	16	2	0	7	1.0	1	
Hartenstine	71	56	15	3	1	4	12.0	0	
Richardson	69	58	11	0	1	20	0.5	5	
Osborne	61	48	13	5	1	2	5.0	0	
Frazier	60	52	8	0	1	21	0.7	0	
Harris	57	48	9	0	2	0	7.0	0	
Duerson	51	41	10	1	0	4	0.0	0	
Hampton	47	40	7	0	0	4	5.0	0	

**SACKS:** Hartenstine 12.0, McMichael 8.5, Harris 7.0, Hampton 5.0, Osborne 5.0, Singletary 3.5, Bell 3.0, Dent 3.0, Cabral 1.0, Campbell 1.0, Keys 1.0  
**TEAM 51.0, OPPONENTS 53.0**

	Bears	Opp
<b>TOTAL FIRST DOWNS</b>	<b>308</b>	<b>286</b>
Rushing	154	113
Passing	136	154
Penalty	18	19
3rd Down: Made/Att	79/231	72/216
3rd Down Pct.	34.2	33.3
4th Down: Made/Att	14/22	8/14
4th Down Pct.	63.6	57.1
<b>TOTAL NET YARDS</b>	<b>5830</b>	<b>5132</b>
Avg. Per Game	364.4	320.8
Total Plays	1083	1023
Avg. Per Play	5.4	5.0
<b>NET YARDS RUSHING</b>	<b>2727</b>	<b>2000</b>
Avg. Per Game	170.4	125.0
Total Rushes	583	482
<b>NET YARDS PASSING</b>	<b>3103</b>	<b>3132</b>
Avg. Per Game	193.9	195.8
Sacked/Yards Lost	53/358	51/384
Gross Yards	3461	3516
Att./Completions	447/255	490/249
Completion Pct.	57.0	50.8
Had Intercepted	21	22
<b>PUNTS/AVERAGE</b>	<b>94/36.2</b>	<b>99/38.6</b>
<b>NET PUNTING AVG.</b>	<b>94/31.7</b>	<b>99/32.1</b>
<b>PENALTIES/YARDS</b>	<b>107/869</b>	<b>86/687</b>
<b>FUMBLE/BALL LOST</b>	<b>26/14</b>	<b>37/17</b>
<b>TOUCHDOWNS</b>	<b>39</b>	<b>36</b>
Rushing	14	20
Passing	21	15
Returns	4	1

Passing	Att	Cmp	Yds	Cmp%	Yd/Att	TD	TD%	Int	Int%	Lg	Sack/Lost	Rating
McMahon	295	175	2184	59.3	7.40	12	4.1	13	4.4	87	42/266	77.7
Evans	145	76	1108	52.4	7.64	5	3.4	7	4.8	72	11/92	68.9
Payton	6	3	95	50.0	15.83	3	50.0	2	33.3	56	0/0	95.8
Suhey	1	1	74	100.0	74.00	1	100.0	0	0.0	74	0/0	158.3
<b>BEARS</b>	<b>447</b>	<b>255</b>	<b>3461</b>	<b>57.0</b>	<b>7.74</b>	<b>21</b>	<b>4.7</b>	<b>22</b>	<b>4.9</b>	<b>87</b>	<b>53/358</b>	<b>77.1</b>
<b>OPPONENTS</b>	<b>490</b>	<b>249</b>	<b>3526</b>	<b>50.8</b>	<b>7.20</b>	<b>15</b>	<b>3.1</b>	<b>21</b>	<b>4.3</b>	<b>74</b>	<b>51/384</b>	<b>66.8</b>

#### USUAL STARTERS

Offense	Defense
WR ... Willie Gault	RE ... Dan Hampton
LT ... Jim Covert	RT ... McMichael
LG ... Noah Jackson	LT ... Jim Osborne
C ... Jay Hilgenberg	LE ... Mike Hartenstine
RG ... Kurt Becker	WLB ... Al Harris
TE ... Keith Van Horn	MLB ... Mike Singletary
RT ... Emery Moorehead	SLB ... Otis Wilson
WR ... Ken Margerum	RCB ... Leslie Frazier
QB ... Jim McMahon	LCB ... Melie Richardson
RB ... Walter Payton	SS ... Todd Bell
FB ... Matt Suhey	FS ... Gary Fencik

#### RANKINGS

Team Stats	Bears	Avg	Rank
Total Yards	5830	364.4	4
Rushing Yards	2727	170.4	1
Passing Yards	3103	193.9	17
Points Scored	311	19.4	17
<b>Opp Avg Rank</b>			
Total Yards	5132	320.8	8
Rushing Yards	2000	125.0	11
Passing Yards	3228	195.8	12
Points Scored	301	18.8	17

# History

## All-Time Results



### 1984 CHICAGO BEARS STATISTICS

**Record: 10-6, .625**  
**1st Place, NFC Central**  
**Head Coach: Mike Ditka**

Date	W/L	Score	Opponent	Points
09/02	W	34-14	TAMPA BAY	58,789
09/09	W	27-0	DENVER	54,335
09/16	W	9-7	at Green Bay	55,795
09/23	L	9-38	at Seattle	61,520
09/30	L	14-23	DALLAS	63,623
10/07	W	20-7	NEW ORLEANS	53,752
10/14	L	21-38	at St. Louis	49,554
10/21	W	44-9	at Tampa Bay	60,003
10/28	W	16-7	MINNESOTA	57,517
11/04	W	17-6	L.A. RAIDERS	59,858
11/11	L	13-29	at L.A. Rams	62,021
11/18	W	16-14	DETROIT	54,911
11/25	W	34-4	at Minnesota	56,881
12/03	L	7-20	at San Diego	45,470
12/09	L	14-20	GREEN BAY	59,374
12/16	W	30-13	at Detroit	53,252

**PLAYOFFS**

12/30	W	23-19	at Washington	55,431
01/06	L	0-23	at San Francisco	61,040

	Bears	Opp
<b>TOTAL FIRST DOWNS</b>	<b>297</b>	<b>216</b>
Rushing	164	72
Passing	115	122
Penalty	18	22
3rd Down: Made/Att	105/256	55/209
3rd Down Pct.	41.0	26.3
4th Down: Made/Att	9/23	2/11
4th Down Pct.	39.1	18.2
<b>TOTAL NET YARDS</b>	<b>5437</b>	<b>3860</b>
Avg. Per Game	339.8	241.3
Total Plays	1100	885
Avg. Per Play	4.9	4.4
<b>NET YARDS RUSHING</b>	<b>2974</b>	<b>1377</b>
Avg. Per Game	185.9	86.1
Total Rushes	674	378
<b>NET YARDS PASSING</b>	<b>2463</b>	<b>2486</b>
Avg. Per Game	153.9	155.4
Sacked/Yards Lost	36/232	72/583
Gross Yards	2695	3069
Att./Completions	390/226	435/197
Completion Pct.	57.9	45.3
Had Intercepted	15	21
<b>PUNTS/AVERAGE</b>	<b>85/39.2</b>	<b>100/41.3</b>
<b>NET PUNTING AVG.</b>	<b>85/35.3</b>	<b>100/34.3</b>
<b>PENALTIES/YARDS</b>	<b>114/851</b>	<b>86/698</b>
<b>FUMBLE/BALL LOST</b>	<b>31/16</b>	<b>33/13</b>
<b>TOUCHDOWNS</b>	<b>37</b>	<b>29</b>
Rushing	22	10
Passing	14	14
Returns	1	5

PASSING	Att	Cmp	Yds	Cmp%	Yd/Att	TD	TD%	Int	Int%	Lg	Sack/Lost	Rating
McMahon	143	85	1146	59.4	8.0	8	5.6	2	1.4	61	10/48	97.8
Fuler	78	53	595	67.9	7.6	3	3.8	0	0.0	30	7/41	103.1
Lisch	85	43	413	50.6	4.8	0	0.0	6	7.1	23	13/91	34.9
Avellini	53	30	288	56.6	5.4	0	0.0	3	5.7	50	5/43	48.1
Landry	21	11	199	52.4	9.4	1	4.8	3	14.3	55	0/0	62.8
Payton	8	3	47	37.5	5.8	2	40.0	0	0.0	17	0/0	66.9
Baschnagel	2	1	7	50.0	3.5	0	0.0	1	50.0	7	0/0	43.9
<b>BEARS</b>	<b>390</b>	<b>226</b>	<b>2695</b>	<b>57.9</b>	<b>6.91</b>	<b>14</b>	<b>3.6</b>	<b>15</b>	<b>3.8</b>	<b>61</b>	<b>36/232</b>	<b>75.3</b>
<b>OPPONENTS</b>	<b>434</b>	<b>197</b>	<b>3069</b>	<b>45.4</b>	<b>7.07</b>	<b>14</b>	<b>3.2</b>	<b>21</b>	<b>4.8</b>	<b>88</b>	<b>72/583</b>	<b>60.0</b>

**Score by Period**

	1	2	3	4	OT	Tot
BEARS	91	107	62	65	0	325
OPPONENTS	33	73	53	89	0	248

**SCORING**

TDs: Ru-Pa-R	K-PAT	FG	2pt	Pts				
B. Thomas	0	0	0	35/37	22/28	0	101	
Payton	11	11	0	0	0	0	66	
Suhey	6	4	2	0	0	0	36	
Gault	6	0	6	0	0	0	36	
McKinnon	3	0	3	0	0	0	18	
McMahon	2	2	0	0	0	0	12	
Fuller	1	1	0	0	0	0	6	
Landry	1	1	0	0	0	0	6	
Bell	1	0	0	1	0	0	6	
Gentry	1	1	0	0	0	0	6	
Hutchinson	1	1	0	0	0	0	6	
C. Thomas	1	1	0	0	0	0	6	
Anderson	1	0	1	0	0	0	6	
Dunsmore	1	0	1	0	0	0	6	
Moorehead	1	0	1	0	0	0	6	
<b>BEARS</b>	<b>37</b>	<b>22</b>	<b>14</b>	<b>5</b>	<b>35/37</b>	<b>22/28</b>	<b>1</b>	<b>325</b>
<b>OPPONENTS</b>	<b>29</b>	<b>10</b>	<b>14</b>	<b>5</b>	<b>26/29</b>	<b>16/21</b>	<b>0</b>	<b>248</b>

**RUSHING**

No	Yds	Avg	Lg	TD	
Payton	381	1684	4.4	72	11
Suhey	124	424	3.4	21	4
McMahon	39	276	7.1	30	2
C. Thomas	40	188	4.7	37	1
Lisch	18	121	6.7	31	0
Fuller	15	89	5.9	26	1
Gentry	21	79	3.8	22	1
Jordan	11	70	6.4	29	0
Hutchinson	14	39	2.8	6	1
McKinnon	2	12	6.0	21	0
Landry	2	1	0.5	1	1
Avellini	3	-5	-1.7	0	0
Moorehead	1	-2	-2.0	-2	0
<b>BEARS</b>	<b>674</b>	<b>2974</b>	<b>4.4</b>	<b>72</b>	<b>22</b>
<b>OPPONENTS</b>	<b>378</b>	<b>1377</b>	<b>3.6</b>	<b>44</b>	<b>10</b>

**RECEIVING**

No	Yds	Avg	Lg	TD	
Payton	45	368	8.2	31	0
Suhey	41	309	7.5	23	2
Gault	34	587	17.3	61	6
McKinnon	30	434	14.5	32	3
Moorehead	29	497	17.1	50	1
Dunsmore	9	106	11.8	25	1
Saldi	9	90	10.0	20	0
C. Thomas	9	39	4.3	9	0
Baschnagel	6	53	8.8	17	0
Gentry	4	29	7.3	13	0
Anderson	3	77	25.7	49	1
Krenk	2	31	15.5	24	0
McMahon	1	42	42.0	42	0
Cameron	1	13	13.0	13	0
Cabral	1	7	7.0	7	0
<b>BEARS</b>	<b>226</b>	<b>2695</b>	<b>11.9</b>	<b>61</b>	<b>14</b>
<b>OPPONENTS</b>	<b>197</b>	<b>3069</b>	<b>15.6</b>	<b>88</b>	<b>14</b>

**PUNTING**

No	Yds	Avg	Net	TB	In	Lg	
Finzer	83	3328	40.1	35.3	4	26	87
<b>BEARS</b>	<b>85</b>	<b>3328</b>	<b>39.2</b>	<b>35.3</b>	<b>4</b>	<b>26</b>	<b>87</b>
<b>OPPONENTS</b>	<b>100</b>	<b>4130</b>	<b>41.3</b>	<b>34.3</b>	<b>7</b>	<b>12</b>	<b>62</b>

**INTS**

No	Yds	Avg	Lg	TD	
Fencik	5	102	20.4	61	0
Frazier	5	89	17.8	33	0
Bell	4	46	11.5	36	1
Richardson	2	7	3.5	7	0
Harris	1	34	34.0	34	0
Gayle	1	1	1.0	1	0
Duerson	1	9	9.0	9	0
Singletary	1	4	4.0	4	0
Schmidt	1	0	0.0	0	0
<b>BEARS</b>	<b>21</b>	<b>290</b>	<b>13.8</b>	<b>61</b>	<b>1</b>
<b>OPPONENTS</b>	<b>15</b>	<b>241</b>	<b>16.1</b>	<b>66</b>	<b>3</b>

**KO RETURNS**

No	Yds	Avg	Lg	TD	
Cameron	26	485	18.7	40	0
Gentry	11	209	19.0	33	0
Duerson	5	95	19.0	26	0
Bell	1	35	35.0	35	0
Jordan	5	62	12.4	22	0
Gault	1	12	12.0	12	0
<b>BEARS</b>	<b>49</b>	<b>898</b>	<b>18.3</b>	<b>40</b>	<b>0</b>
<b>OPPONENTS</b>	<b>58</b>	<b>1443</b>	<b>21.2</b>	<b>97</b>	<b>1</b>

**PUNT RET.**

Ret	FC	Yds	Avg	Lg	TD	
Fisher	58	11	492	8.5	28	0
Duerson	1	0	4	4.0	4	0
McKinnon	5	0	62	12.4	18	0
<b>BEARS</b>	<b>61</b>	<b>11</b>	<b>558</b>	<b>8.7</b>	<b>28</b>	<b>0</b>
<b>OPPONENTS</b>	<b>44</b>	<b>12</b>	<b>249</b>	<b>6.1</b>	<b>21</b>	<b>0</b>

**FGS**

	1-19	20-29	30-39	40-49	50+
B. Thomas	3/3	6/7	5/6	6/9	2/3
<b>BEARS</b>	<b>3/3</b>	<b>6/7</b>	<b>5/6</b>	<b>6/9</b>	<b>2/3</b>
<b>OPPONENTS</b>	<b>0/0</b>	<b>6/6</b>	<b>1/2</b>	<b>8/11</b>	<b>1/2</b>

**DEFENSE**

**(Top 10)**

T	S	A	FF	FR	PD	Sa	Int
Singletary	116	81	35	3	1	4	3.5
Fencik	103	82	21	0	1	9	1.0
Bell	77	58	19	1	2	5	4.5
Harris	68	52	16	0	0	6	2.0
Wilson	61	47	14	1	0	3	7.5
Hampton	54	40	14	1	3	2	11.5
McMichael	42	30	12	0	0	2	10.0
Dent	39	31	8	4	1	1	17.5
Richardson	36	31	5	0	1	13	0.0
Hartenstine	36	24	12	2	2	0	6.0

**SACKS:** Dent 17.5, Hampton 11.5, McMichael 10.0, Wilson 7.5, Hartenstine 6.0, Bell 4.5, Singletary 3.5, Duerson 3.0, Keys 2.5, Harris 2.0, Waschler 2.0, Fencik 1.0, Osborne 1.0

**TEAM 48.0, OPPONENTS 17.0**

**USUAL STARTERS**

Offense	Defense
WR ... Willie Gault	RE ... Richard Dent
LT ... Jim Covert	RT ... Dan Hampton
LG ... Mark Bortz	LT ... Steve McMichael
C ... Jay Hilgenberg	LE ... Mike Hartenstine
RG ... Kurt Becker	WLB ... Al Harris
RT ... Keith Van Horne	MLB ... Mike Singletary
TE ... Emery Moorehead	SLB ... Otis Wilson
WR ... Dennis McKinnon	RCB ... Leslie Frazier
QB ... Steve Fuller	LCB ... Mike Richardson
RB ... Walter Payton	SS ... Todd Bell
FB ... Matt Suhey	FS ... Gary Fencik

**RANKINGS**

Team Stats	Bears	Avg	Rank
Total Yards	5437	339.8	7
Rushing Yards	2974	185.9	1
Passing Yards	2463	153.9	26
Points Scored	325	20.3	-
<b>Opp Avg Rank</b>			
Total Yards	3860	241.3	1
Rushing Yards	1377	86.1	1
Passing Yards	2486	155.4	2
Points Scored	248	15.5	-



### 1985 CHICAGO BEARS STATISTICS

**Record: 15-1, .938**

**1st Place, NFC Central**

**Head Coach: Mike Ditka**

Date	Opponent	Score
09/08	W 38-28 TAMPA BAY	57,828
09/15	W 20-7 NEW ENGLAND	60,533
09/19	W 33-24 at Minnesota	61,242
09/29	W 45-10 WASHINGTON	63,708
10/06	W 27-19 at Tampa Bay	51,795
10/13	W 26-10 at San Francisco	60,523
10/21	W 23-7 GREEN BAY	65,095
10/27	W 27-9 MINNESOTA	63,815
11/03	W 16-10 at Dallas	55,343
11/10	W 24-3 DETROIT	53,467
11/17	W 44-0 at Dallas	63,855
11/24	W 36-0 ATLANTA	61,769
12/02	L 24-38 at Miami	75,594
12/08	W 17-10 INDIANAPOLIS	59,997
12/14	W 19-6 at New York Jets	74,752
12/22	W 37-17 at Detroit	74,042
<b>PLAYOFFS</b>		
01/05	W 21-0 N. Y. GIANTS	62,076
01/12	W 24-0 L. A. RAMS	63,522
01/26	W 46-10 New England (SB XX in New Orleans)	73,818

Score by Period	1	2	3	4	OT	Tot
BEARS	67	144	123	122	0	456
OPPONENTS	50	77	34	37	0	198

SCORING	TDs: Ru-Pa-R	K-PAT	FG	2pt	Pts			
Butler	0	0	0	0	0	144		
Payton	11	9	2	0	0	66		
McKinnon	7	0	7	0	0	42		
Fuller	5	5	0	0	0	30		
McMahon	4	3	1	0	0	24		
Thomas	4	4	0	0	0	24		
Gentry	3	2	0	1	0	18		
Perry	3	2	1	0	0	18		
Suhey	2	1	1	0	0	12		
Margerum	2	0	2	0	0	12		
Gault	2	0	1	1	0	12		
Wilson	1	0	0	1	0	6		
Dent	1	0	0	1	0	6		
Frazier	1	0	0	1	0	6		
Wrightman	1	0	1	0	0	6		
Rivera	1	0	0	1	0	6		
Moorehead	1	0	1	0	0	6		
Sanders	1	1	0	0	0	6		
Richardson	1	0	0	1	0	6		
McMichael	0	0	0	0	1	2		
Waechter	0	0	0	0	1	2		
<b>BEARS</b>	<b>51</b>	<b>27</b>	<b>17</b>	<b>7</b>	<b>51/51</b>	<b>31/38</b>	<b>3</b>	<b>456</b>
<b>OPPONENTS</b>	<b>23</b>	<b>6</b>	<b>16</b>	<b>1</b>	<b>22/23</b>	<b>12/19</b>	<b>1</b>	<b>198</b>

PUNTING	No	Yds	Avg	Net	TB	In	Lg	B
Butler	68	2870	42.2	35.1	14	18	69	1
<b>BEARS</b>	<b>69</b>	<b>2870</b>	<b>41.6</b>	<b>35.1</b>	<b>14</b>	<b>18</b>	<b>69</b>	<b>1</b>
<b>OPPONENTS</b>	<b>90</b>	<b>3639</b>	<b>40.4</b>	<b>33.5</b>	<b>6</b>	<b>11</b>	<b>75</b>	<b>1</b>

INTS	No	Yds	Avg	Lg	TD
Frazier	6	119	19.8	33	1
Duerson	5	58	11.6	25	0
Fencik	5	38	7.6	22	0
Marshall	4	27	5.4	14	0
Richardson	4	174	43.5	90	1
Wilson	3	35	11.7	23	1
Taylor	3	28	9.3	18	0
Dent	2	10	5	9	1
Singletary	1	23	23.0	23	0
Rivera	1	4	4.0	4	0
<b>BEARS</b>	<b>34</b>	<b>512</b>	<b>15.1</b>	<b>90</b>	<b>4</b>
<b>OPPONENTS</b>	<b>46</b>	<b>99</b>	<b>2.2</b>	<b>43</b>	<b>1</b>

KO RETURNS	No	Yds	Avg	Lg	TD
Gault	22	577	26.2	99	1
Gentry	18	466	25.9	94	1
Taylor	1	18	18.0	18	0
McKinnon	1	16	16.0	16	0
Sanders	1	10	10.0	10	0
Marshall	0	2	2.0	2	0
<b>BEARS</b>	<b>43</b>	<b>1089</b>	<b>25.3</b>	<b>99</b>	<b>2</b>
<b>OPPONENTS</b>	<b>78</b>	<b>1827</b>	<b>23.4</b>	<b>58</b>	<b>0</b>

PUNT RET.	Ret	FC	Yds	Avg	Lg	TD
Taylor	25	8	198	7.9	21	0
Ortego	17	2	158	9.3	23	0
Duerson	6	0	47	7.8	11	0
Gentry	0	0	47	0.0	47	0
McKinnon	4	0	44	11.0	11	0
Maness	2	0	9	4.5	5	0
<b>BEARS</b>	<b>54</b>	<b>10</b>	<b>503</b>	<b>9.3</b>	<b>47</b>	<b>0</b>
<b>OPPONENTS</b>	<b>24</b>	<b>9</b>	<b>203</b>	<b>8.5</b>	<b>29</b>	<b>0</b>

FGs	1-19	20-29	30-39	40-49	50+
Butler	2/2	13/13	13/14	3/6	0/3
<b>BEARS</b>	<b>2/2</b>	<b>13/13</b>	<b>13/14</b>	<b>3/6</b>	<b>0/3</b>
<b>OPPONENTS</b>	<b>1/1</b>	<b>2/3</b>	<b>5/6</b>	<b>3/5</b>	<b>1/4</b>

DEFENSE	T	S	A	FF	FR	PD	Sa	Int
Fencik	118	98	20	0	1	15	0	5
Singletary	113	89	24	0	3	5	3	0
Marshall	78	60	18	2	1	4	6	0
Wilson	69	54	15	0	2	5	11	3
Duerson	64	55	9	1	1	10	2	0
Frazier	52	45	7	0	0	22	0	6
McMichael	44	39	5	0	1	2	8	0
Richardson	41	37	4	2	1	25	0	4
Dent	38	33	5	7	2	7	17	0
Hampton	32	26	6	2	3	4	5	0
<b>SACKS:</b> Dent 17.0, Wilson 11.5, McMichael 8.0, Marshall 6.0, Hampton 5.5, Perry 5.0, Singletary 3.0, Waechter 2.5, Duerson 2.0, Keys 2.0, Hartenstein 1.0, Rivera 0.5								
<b>TEAM 64.0, OPPONENTS 43.0</b>								

RUSHING	No	Yds	Avg	Lg	TD
Payton	324	1551	4.8	40	9
Suhey	115	471	4.1	17	1
McMahon	47	252	5.4	19	3
Gentry	30	160	5.3	21	2
Thomas	31	125	4.0	17	4
Sanders	25	104	4.2	28	1
Fuller	24	77	3.2	19	5
Gault	5	18	3.6	11	0
Perry	5	7	1.4	2	2
Tomczak	2	3	1.5	3	0
McKinnon	1	0	0.0	0	0
Margerum	1	-7	-7.0	-7	0
<b>BEARS</b>	<b>610</b>	<b>2761</b>	<b>4.5</b>	<b>40</b>	<b>27</b>
<b>OPPONENTS</b>	<b>359</b>	<b>1319</b>	<b>3.7</b>	<b>37</b>	<b>6</b>

RECEIVING	No	Yds	Avg	Lg	TD
Payton	49	483	9.9	65	2
Moorehead	35	481	13.7	25	1
Gault	33	704	21.3	70	1
Suhey	33	295	8.9	35	1
McKinnon	31	555	17.9	48	7
Wrightman	24	407	17.0	49	1
Margerum	17	190	11.2	20	2
Gentry	5	77	15.4	30	0
Thomas	5	45	9.0	15	0
Maness	1	34	34.0	34	0
McMahon	1	13	13.0	13	1
Sanders	1	9	9.0	9	0
Anderson	1	6	6.0	6	0
Perry	1	4	4.0	4	1
<b>BEARS</b>	<b>237</b>	<b>3303</b>	<b>13.9</b>	<b>70</b>	<b>17</b>
<b>OPPONENTS</b>	<b>249</b>	<b>3299</b>	<b>13.2</b>	<b>90</b>	<b>16</b>

BEARS	Opp	
<b>TOTAL FIRST DOWNS</b>	<b>343</b>	<b>236</b>
Rushing	176	74
Passing	145	141
Penalty	22	21
3rd Down: Made/Att	85/219	61/205
3rd Down Pct.	38.8	27.8
4th Down: Made/Att	5/13	6/16
4th Down Pct.	38.5	37.5
<b>TOTAL NET YARDS</b>	<b>5837</b>	<b>4135</b>
Avg. Per Game	364.8	258.4
Total Plays	1085	945
Avg. Per Play	5.4	4.4
<b>NET YARDS RUSHING</b>	<b>2761</b>	<b>1319</b>
Avg. Per Game	172.6	82.4
Total Rushes	610	359
<b>NET YARDS PASSING</b>	<b>3076</b>	<b>2816</b>
Avg. Per Game	192.3	176.0
Sacked/Yards Lost	43/227	64/483
Gross Yards	3303	3299
Att./Completions	432/237	522/249
Completion Pct.	54.9	47.7
Had Intercepted	16	34
<b>TOTAL YARDS/AVERAGE</b>	<b>68/42.4</b>	<b>90/40.4</b>
<b>NET PUNTING AVG.</b>	<b>68/35.1</b>	<b>90/33.5</b>
<b>PENALTIES/YARDS</b>	<b>104/912</b>	<b>115/934</b>
<b>FUMBLES/BALL LOST</b>	<b>24/15</b>	<b>30/20</b>
<b>TOUCHDOWNS</b>	<b>51</b>	<b>23</b>
Rushing	27	6
Passing	17	16
Returns	7	1

Passing	Att	Cmp	Yds	Cmp%	Yd/Att	TD	TD%	Int	Int%	Lg	Sack/Lost	Rating
McMahon	313	178	2392	56.9	7.64	15	4.8	11	3.5	70	26/125	82.8
Fuller	107	53	777	49.5	7.26	1	0.9	5	4.7	69	17/102	57.0
Payton	5	3	96	60.0	19.2	1	20.0	0	0.0	50	0/0	143.8
Tomczak	6	2	33	33.3	5.5	0	0.0	0	0.0	24	0/0	52.8
Butler	1	1	5	100.0	5.0	0	0.0	0	0.0	5	0/0	96.1
<b>BEARS</b>	<b>432</b>	<b>237</b>	<b>3305</b>	<b>54.9</b>	<b>7.65</b>	<b>17</b>	<b>3.9</b>	<b>16</b>	<b>3.7</b>	<b>70</b>	<b>43/227</b>	<b>75.6</b>
<b>OPPONENTS</b>	<b>522</b>	<b>249</b>	<b>3299</b>	<b>47.7</b>	<b>6.3</b>	<b>16</b>	<b>3.1</b>	<b>34</b>	<b>6.5</b>	<b>90</b>	<b>64/483</b>	<b>52.4</b>

#### USUAL STARTERS

Offense	Defense
WR ... Willie Gault	RE ... Richard Dent
LT ... Jim Covert	RT ... William Perry
LG ... Mark Bortz	LT ... Steve McMichael
C ... Jay Hilgenberg	LE ... Dan Hampton
RG ... Tom Thayer	WLB ... Wilbur Marshall
RT ... Keith Van Horn	MLB ... Mike Singletary
TE ... Emery Moorehead	SLB ... Otis Wilson
WR ... Dennis McKinnon	RCB ... Leslie Frazier
QB ... Jim McMahon	LCB ... Mike Richardson
RB ... Walter Payton	SS ... Dave Duerson
FB ... Matt Suhey	FS ... Gary Fencik

#### RANKINGS

Team Stats	Bears	Avg	Rank
Total Yards	5837	364.8	1
Rushing Yards	2761	172.6	1
Passing Yards	3076	192.3	20
Points Scored	456	28.5	1
<b>Opp</b>			
Total Yards	4135	258.4	1
Rushing Yards	1319	82.4	1
Passing Yards	2816	176.0	3
Points Scored	198	12.4	1



### 1986 CHICAGO BEARS STATISTICS

**Record: 14-2, .875**

**1st Place, NFC Central**  
**Head Coach: Mike Ditka**

Date	W/L	Opponent	Score
09/07	W	41-31 CLEVELAND	66,030
09/14	W	13-10 at PHILADELPHIA	65,130
09/22	W	25-12 at Green Bay	55,527
09/28	W	44-7 at Cincinnati	55,146
10/05	W	23-0 MINNESOTA	63,921
10/12	W	20-7 at Houston	46,026
10/19	L	7-23 at Minnesota	62,851
10/26	W	13-7 DETROIT	62,064
11/03	L	17-20 L.A. RAMS	64,877
11/9	W	23-3 at Tampa Bay	70,097
11/16	W	13-10 at Atlanta	55,520
11/23	W	12-10 GREEN BAY	59,291
11/30	W	13-10 at PITTSBURGH	61,425
12/07	W	48-14 TAMPA BAY	52,746
12/15	W	16-13 at Detroit	75,602
12/21	W	24-10 at Dallas	57,256
PLAYOFFS			
01/03	L	13-27 WASHINGTON	65,141

Category	Beats	Opp
<b>TOTAL FIRST DOWNS</b>	<b>305</b>	<b>241</b>
Rushing	166	67
Passing	118	151
Penalty	21	23
3rd Down: Made/Att	77/207	74/228
3rd Down Pct.	37.0	32.0
4th Down: Made/Att	5/12	11/21
4th Down Pct.	42.0	52.0
<b>TOTAL NET YARDS</b>	<b>5459</b>	<b>4130</b>
Avg. Per Game	341.2	258.1
Total Plays	1045	1002
Avg. Per Play	5.2	4.1
<b>NET YARDS RUSHING</b>	<b>2700</b>	<b>1463</b>
Avg. Per Game	168.8	91.4
Total Rushes	606	427
<b>NET YARDS PASSING</b>	<b>2759</b>	<b>2667</b>
Avg. Per Game	172.4	166.7
Sacked/Yards Lost	24/153	62/503
Gross Yards	2912	3170
Att./Completions	415/208	513/243
Completion Pct.	50.1	47.4
Had Intercepted	25	31
<b>PUNTS/AVERAGE</b>	<b>70/40.7</b>	<b>100/40.9</b>
<b>NET PUNTING AVG.</b>	<b>70/36.9</b>	<b>100/33.5</b>
<b>PENALTIES/YARDS</b>	<b>98/765</b>	<b>110/861</b>
<b>FUMBLES/BALL LOST</b>	<b>36/22</b>	<b>27/16</b>
<b>TOUCHDOWNS</b>	<b>38</b>	<b>20</b>
Rushing	21	4
Passing	12	12
Returns	5	4

Player	Att	Cmp	Yds	Cmp%	Yd/Att	TD	Int	Int%	Lg	Sack/Lost	Rating	
Tomczak	151	74	1105	49.0	7.32	2	13	10	6.6	85	4/30	50.2
McMahon	150	77	995	51.3	6.63	5	3.3	8	5.3	58t	6/40	61.4
Fuller	64	34	451	53.1	7.05	2	3.1	4	6.3	50t	8/53	60.1
Flutie	46	23	361	50.0	7.85	3	6.5	2	4.3	58t	6/30	80.1
Payton	4	0	0	0.0	0.00	0	0.0	1	25.0	0	0/0	00.0
<b>BEARS</b>	<b>415</b>	<b>208</b>	<b>2912</b>	<b>50.1</b>	<b>7.02</b>	<b>12</b>	<b>2.9</b>	<b>25</b>	<b>6.0</b>	<b>85</b>	<b>24/153</b>	<b>57.6</b>
<b>OPPONENTS</b>	<b>513</b>	<b>243</b>	<b>3170</b>	<b>47.7</b>	<b>6.18</b>	<b>12</b>	<b>2.3</b>	<b>31</b>	<b>6.0</b>	<b>65t</b>	<b>65/503</b>	<b>49.9</b>

Score by Period	1	2	3	4	OT	Tot
BEARS	88	84	62	92	6	352
OPPONENTS	35	36	65	51	0	187

SCORING	Tds:Ru-Pa-R	K-PAT	FG	Zpt	Pts	
Butler	0	0	0	0	36/37 28/41	0 120
Payton	11	8	3	0	0	66
Gault	5	0	0	0	0	30
Sanders	5	5	0	0	0	30
Gentry	3	1	0	2	0	18
Tomczak	3	3	0	0	0	18
Marshall	2	0	0	2	0	12
Ortego	2	0	0	0	0	12
Suhey	2	2	0	0	0	12
Anderson	1	0	1	0	0	6
Barnes	1	0	0	1	0	6
Flutie	1	1	0	0	0	6
McMahon	1	1	0	0	0	6
Moorehead	1	0	1	0	0	6
Hampton	0	0	0	0	1	2
McMichael	0	0	0	0	1	2
<b>BEARS</b>	<b>38</b>	<b>21</b>	<b>12</b>	<b>5</b>	<b>36/38 28/41</b>	<b>2 352</b>
<b>OPPONENTS</b>	<b>20</b>	<b>4</b>	<b>12</b>	<b>4</b>	<b>19/20 16/22</b>	<b>0 187</b>

RUSHING	No	Yds	Avg	Lg	TD
Payton	321	1333	4.2	41	8
Suhey	84	270	3.2	17	2
Sanders	27	224	8.3	75t	5
Thomas	56	224	4.0	23	0
McMahon	22	152	6.9	23	1
Anderson	35	146	4.2	23	0
Tomczak	23	117	5.1	16	3
Gentry	11	103	9.4	29	1
Gault	8	79	9.9	33	0
Flutie	9	36	4.0	19	1
Fuller	8	30	3.8	10	0
Perry	1	-1	-1.0	-1	0
Buford	1	-13	-13.0	-13	0
<b>BEARS</b>	<b>606</b>	<b>2700</b>	<b>4.5</b>	<b>75t</b>	<b>21</b>
<b>OPPONENTS</b>	<b>427</b>	<b>1463</b>	<b>3.4</b>	<b>33</b>	<b>4</b>

RECEIVING	No	Yds	Avg	Lg	TD
Gault	42	818	19.5	53t	5
Payton	37	382	10.3	57	3
Moorehead	26	390	15.0	85	1
Suhey	24	235	9.8	58	0
Ortego	23	430	18.7	58t	1
Wrightman	22	241	11.0	29	0
Gentry	19	238	12.5	41	0
Anderson	4	80	20.0	58t	1
Barnes	4	54	13.5	14	0
Thomas	4	18	4.5	18	0
Sanders	2	18	9.0	18	0
Bortz	1	8	8.0	8	0
<b>BEARS</b>	<b>208</b>	<b>2912</b>	<b>14.0</b>	<b>85</b>	<b>12</b>
<b>OPPONENTS</b>	<b>243</b>	<b>3170</b>	<b>13.0</b>	<b>65t</b>	<b>12</b>

PUNTING	No	Yds	Avg	Net	TB	In	Lg	B
Buford	69	2850	41.3	36.9	8	19	59	1
<b>BEARS</b>	<b>70</b>	<b>2850</b>	<b>40.7</b>	<b>36.9</b>	<b>8</b>	<b>19</b>	<b>59</b>	<b>1</b>
<b>OPPONENTS</b>	<b>100</b>	<b>4090</b>	<b>40.9</b>	<b>33.5</b>	<b>13</b>	<b>17</b>	<b>59</b>	<b>1</b>

INTS	No	Yds	Avg	Lg	TD
Richardson	7	69	9.9	32	0
Duerson	6	139	23.2	38	0
Marshall	5	68	13.6	58t	1
Fencik	3	37	12.3	24	0
Jackson	3	0	0.0	0	0
Wilson	2	31	15.5	21	0
McMichael	1	5	5.0	5	0
Gayle	1	13	13.0	13	0
Singletary	1	3	3.0	3	0
Phillips	1	6	6.0	6	0
Bell	1	-1	-1.0	-1	0
<b>BEARS</b>	<b>31</b>	<b>370</b>	<b>11.9</b>	<b>58t</b>	<b>1</b>
<b>OPPONENTS</b>	<b>25</b>	<b>115</b>	<b>4.6</b>	<b>22</b>	<b>1</b>

KO RETURNS	No	Yds	Avg	Lg	TD
Gentry	20	576	28.8	91t	1
Sanders	22	399	18.1	44	0
Anderson	4	26	6.5	13	0
Barnes	3	94	31.3	85t	1
Gault	1	20	20.0	20	0
<b>BEARS</b>	<b>50</b>	<b>1115</b>	<b>22.3</b>	<b>91t</b>	<b>2</b>
<b>OPPONENTS</b>	<b>64</b>	<b>1376</b>	<b>21.5</b>	<b>55</b>	<b>0</b>

PUNT RET.	Ret	FC	Yds	Avg	Lg	TD
Barnes	57	9	482	8.5	35	0
<b>BEARS</b>	<b>57</b>	<b>9</b>	<b>482</b>	<b>8.5</b>	<b>35</b>	<b>0</b>
<b>OPPONENTS</b>	<b>23</b>	<b>14</b>	<b>110</b>	<b>4.8</b>	<b>15</b>	<b>0</b>

FGs	1-19	20-29	30-39	40-49	50+
Butler	1/1	11/14	9/12	6/8	1/6
<b>BEARS</b>	<b>1/1</b>	<b>11/14</b>	<b>9/12</b>	<b>6/8</b>	<b>1/6</b>
<b>OPPONENTS</b>	<b>0/0</b>	<b>5/6</b>	<b>3/4</b>	<b>4/6</b>	<b>4/6</b>

DEFENSE	(Top 10)	T	S	A	FF	FR	PD	Sa	Int
Fencik	130	67	63	1	1	10	1	1	3
Singletary	129	68	61	1	0	9	2	1	0
Duerson	109	61	48	0	2	12	7	6	0
Marshall	105	60	45	4	3	6	5.5	5	0
Wilson	104	52	52	1	3	4	8	2	0
McMichael	87	50	37	1	2	3	8.5	1	0
Perry	84	51	33	2	0	1	5	0	0
Dent	75	30	45	4	0	5	11.5	0	0
Hampton	72	30	42	1	2	2	9.5	0	0
Richardson	68	46	22	1	0	17	0	7	0
<b>SACKS:</b>	<b>Dent 11.5, Hampton 9.5, McMichael 8.5, Wilson 8.0, Duerson 7.0, Marshall 5.5, Perry 5.0, Singletary 2.0, Harris 2.0, Fencik 1.0, Hartensbne 1.0, Rivera 1.0</b>								
<b>TEAM 62.0, OPPONENTS 24.5</b>									

**USUAL STARTERS**

Offense	Defense
WR ... Willie Gault	RE ... Richardson Dent
LT ... Jim Covert	RT ... William Perry
LG ... Mark Bortz	LT ... Steve McMichael
C ... Jay Hilgenberg	LE ... Dan Hampton
RG ... Tom Thayer	WLB ... Wilbur Marshall
RT ... Keith Van Horn	MLB ... Mike Singletary
TE ... Emery Moorehead	SLB ... Otis Wilson
WR ... Keith Ortego	RCB ... Jackson/Phillips
QB ... Mike Tomczak	LCB ... Mike Richardson
RB ... Walter Payton	SS ... Dave Duerson
FB ... Matt Suhey	FS ... Gary Fencik

**RANKINGS**

Team Stats	Bears	Avg	Rank
Total Yards	5459	341.2	7
Rushing Yards	2700	168.8	1
Passing Yards	2759	172.4	20
Points Scored	352	22.0	...
<b>Opp Avg Rank</b>			
Total Yards	4130	258.1	1
Rushing Yards	1463	91.4	2
Passing Yards	2667	166.7	2
Points Scored	187	11.7	...

### 1987 CHICAGO BEARS STATISTICS

**Record: 11-4, .733**

**1st Place, NFC Central**  
**Head Coach: Mike Ditka**

Date	W/L	Score	Opponent	Points
9/14	W	34-19	N.Y. GIANTS	65,704
9/20	W	20-3	TAMPA BAY	63,551
9/27	Cancelled		at Detroit	
10/4	W	35-3	at Philadelphia	4,074
10/11	W	27-7	MINNESOTA	32,113
10/18	L	17-19	NEW ORLEANS	46,813
10/25	W	27-26	at Tampa Bay	70,747
11/1	W	31-28	KANSAS CITY	63,498
11/8	W	26-24	at Green Bay	53,320
11/16	L	29-31	at Denver	75,783
11/22	W	30-10	DETROIT	61,357
11/29	W	23-10	GREEN BAY	63,658
12/6	W	30-24	at Minnesota	62,331
12/14	L	0-41	at San Francisco	63,509
12/20	L	21-34	SEATTLE	62,518
12/27	W	6-3	at L.A. Raiders	78,019

**PLAYOFFS**

1/10	L	17-21	WASHINGTON	58,153
------	---	-------	------------	--------

	Bears	Opp
<b>TOTAL FIRST DOWNS</b>	<b>319</b>	<b>261</b>
Rushing	121	77
Passing	156	158
Penalty	42	26
3rd Down: Made/Att	73/204	80/226
3rd Down Pct.	35.7	35.3
4th Down: Made/Att	12/23	2/13
4th Down Pct.	52.1	15.3

	Bears	Opp
<b>TOTAL NET YARDS</b>	<b>5044</b>	<b>4215</b>
Avg. Per Game	336.3	281.0
Total Plays	1026	989
Avg. Per Play	4.9	4.3

	Bears	Opp
<b>NET YARDS RUSHING</b>	<b>1954</b>	<b>1413</b>
Avg. Per Game	130.3	94.2
Total Rushes	485	412

	Bears	Opp
<b>NET YARDS PASSING</b>	<b>3090</b>	<b>2802</b>
Avg. Per Game	206.0	186.8
Sacked/Yards Lost	48/330	70/484
Gross Yards	3420	3286
Att./Completions	493/272	507/255
Completion Pct.	55.2	50.3
Had Intercepted	24	13

	Bears	Opp
<b>NET PUNTING AVG.</b>	<b>62/31.3</b>	<b>86/32.4</b>
<b>NET ENALITIES/YARDS</b>	<b>103/821</b>	<b>120/1103</b>

	Bears	Opp
<b>FUMBLES/BALL LOST</b>	<b>33/20</b>	<b>37/11</b>
<b>TOUCHDOWNS</b>	<b>42</b>	<b>33</b>
Rushing	13	5
Passing	23	24
Returns	6	4

	Bears	Opp
<b>NET YARDS PER PLAY</b>	<b>4.9</b>	<b>4.3</b>
<b>NET YARDS PER ATTEMPT</b>	<b>4.9</b>	<b>4.3</b>

	Bears	Opp
<b>NET YARDS PER ATTEMPT</b>	<b>4.9</b>	<b>4.3</b>
<b>NET YARDS PER ATTEMPT</b>	<b>4.9</b>	<b>4.3</b>

	Bears	Opp
<b>NET YARDS PER ATTEMPT</b>	<b>4.9</b>	<b>4.3</b>
<b>NET YARDS PER ATTEMPT</b>	<b>4.9</b>	<b>4.3</b>

	Bears	Opp
<b>NET YARDS PER ATTEMPT</b>	<b>4.9</b>	<b>4.3</b>
<b>NET YARDS PER ATTEMPT</b>	<b>4.9</b>	<b>4.3</b>

	Bears	Opp
<b>NET YARDS PER ATTEMPT</b>	<b>4.9</b>	<b>4.3</b>
<b>NET YARDS PER ATTEMPT</b>	<b>4.9</b>	<b>4.3</b>

	Bears	Opp
<b>NET YARDS PER ATTEMPT</b>	<b>4.9</b>	<b>4.3</b>
<b>NET YARDS PER ATTEMPT</b>	<b>4.9</b>	<b>4.3</b>

	Bears	Opp
<b>NET YARDS PER ATTEMPT</b>	<b>4.9</b>	<b>4.3</b>
<b>NET YARDS PER ATTEMPT</b>	<b>4.9</b>	<b>4.3</b>

	Bears	Opp
<b>NET YARDS PER ATTEMPT</b>	<b>4.9</b>	<b>4.3</b>
<b>NET YARDS PER ATTEMPT</b>	<b>4.9</b>	<b>4.3</b>

	Bears	Opp
<b>NET YARDS PER ATTEMPT</b>	<b>4.9</b>	<b>4.3</b>
<b>NET YARDS PER ATTEMPT</b>	<b>4.9</b>	<b>4.3</b>

	Bears	Opp
<b>NET YARDS PER ATTEMPT</b>	<b>4.9</b>	<b>4.3</b>
<b>NET YARDS PER ATTEMPT</b>	<b>4.9</b>	<b>4.3</b>

	Bears	Opp
<b>NET YARDS PER ATTEMPT</b>	<b>4.9</b>	<b>4.3</b>
<b>NET YARDS PER ATTEMPT</b>	<b>4.9</b>	<b>4.3</b>

Score by Period	1	2	3	4	OT	Tot
BEARS	72	126	59	99	0	356
OPPONENTS	75	91	67	49	0	282

SCORING	TDs	Ru	Pa	R	K-PAT	FG	Zpt	Pts	
Butler	0	0	0	0	0	28/30	19/28	0	85
Gault	7	0	7	0	0	0	0	42	
Anderson	6	3	3	0	0	0	0	36	
W. Payton	5	4	1	0	0	0	0	30	
McKinnon	3	0	1	2	0	0	0	18	
Boso	2	0	2	0	0	0	0	12	
Gentry	2	0	1	1	0	0	0	12	
McMahon	2	2	0	0	0	0	0	12	
Gayle	1	0	0	1	0	0	0	6	
Moorehead	1	0	1	0	0	0	0	6	
Morris	1	0	1	0	0	0	0	6	
Sanders	1	1	0	0	0	0	0	6	
Tomczak	1	1	0	0	0	0	0	6	
Others	10	2	6	2	10/10	3/4	0	79	
<b>BEARS</b>	<b>42</b>	<b>113</b>	<b>23</b>	<b>6</b>	<b>38/40</b>	<b>22/32</b>	<b>0</b>	<b>356</b>	
<b>OPPONENTS</b>	<b>33</b>	<b>5</b>	<b>24</b>	<b>4</b>	<b>30/33</b>	<b>18/31</b>	<b>0</b>	<b>282</b>	

RUSHING	No	Yds	Avg	Lg	TD
Anderson	129	586	4.5	38	3
W. Payton	146	533	3.7	17	4
Sanders	23	122	5.3	17	1
McMahon	22	88	4.0	13	2
Thomas	25	88	3.5	18	0
Tomczak	18	54	3.0	10	1
Gentry	6	41	6.8	12	0
Suhey	7	24	3.4	6	0
Gault	2	16	8.0	9	0
Harbaugh	4	15	3.8	9	0
Marshall	1	1	1.0	1	0
Perry	1	0	0.0	0	0
Others	101	386	3.8	28	2
<b>BEARS</b>	<b>485</b>	<b>1954</b>	<b>4.0</b>	<b>38</b>	<b>13</b>
<b>OPPONENTS</b>	<b>412</b>	<b>1413</b>	<b>3.4</b>	<b>25</b>	<b>5</b>

RECEIVING	No	Yds	Avg	Lg	TD
Anderson	47	467	9.9	59	3
Gault	35	705	20.1	56	7
W. Payton	33	217	6.6	16	1
McKinnon	27	406	15.0	33	1
Moorehead	24	269	11.2	27	1
Morris	20	379	19.0	42	1
Boso	17	188	11.1	31	2
Gentry	17	183	10.8	38	1
Suhey	7	54	7.7	12	0
Sanders	3	53	17.7	25	0
Others	42	499	11.9	28	6
<b>BEARS</b>	<b>272</b>	<b>3420</b>	<b>12.6</b>	<b>59</b>	<b>23</b>
<b>OPPONENTS</b>	<b>255</b>	<b>3286</b>	<b>12.9</b>	<b>75</b>	<b>24</b>

PUNTING	No	Yds	Avg	Net	TB	In	Lg	B
Barnhardt	6	236	39.3	0	2	50	0	0
Brown	18	742	41.2	4	4	58	1	0
Wagner	36	1461	40.6	4	9	71	1	0
<b>BEARS</b>	<b>62</b>	<b>2439</b>	<b>39.3</b>	<b>31.3</b>	<b>8</b>	<b>15</b>	<b>71</b>	<b>2</b>
<b>OPPONENTS</b>	<b>86</b>	<b>3408</b>	<b>39.6</b>	<b>32.4</b>	<b>7</b>	<b>16</b>	<b>60</b>	<b>1</b>

INTS	No	Yds	Avg	Lg	TD
Duerson	3	0	0.0	0	0
Rivera	2	19	9.5	15	0
Phillips	2	1	0.5	1	0
Douglass	2	0	0.0	0	0
Gayle	1	20	20.0	20	1
V. Jackson	1	0	0.0	0	0
Others	2	29	14.5	23	1
<b>BEARS</b>	<b>13</b>	<b>69</b>	<b>5.3</b>	<b>23</b>	<b>2</b>
<b>OPPONENTS</b>	<b>24</b>	<b>334</b>	<b>13.9</b>	<b>70</b>	<b>1</b>

KO RETURNS	No	Yds	Avg	Lg	TD
Gentry	25	621	24.8	88	1
Sanders	20	349	17.5	42	0
T. Bell	1	18	18.0	18	0
Suhey	1	9	9.0	9	0
Others	10	196	19.6	37	0
<b>BEARS</b>	<b>57</b>	<b>1193</b>	<b>20.9</b>	<b>88</b>	<b>1</b>
<b>OPPONENTS</b>	<b>58</b>	<b>1054</b>	<b>18.2</b>	<b>42</b>	<b>0</b>

PUNT RET.	Ret	FC	Yds	Avg	Lg	TD
McKinnon	40	4	405	10.1	94	2
Duerson	1	1	10	10.0	10	0
Others	9	1	69	7.7	16	0
<b>BEARS</b>	<b>50</b>	<b>6</b>	<b>484</b>	<b>9.7</b>	<b>94</b>	<b>2</b>
<b>OPPONENTS</b>	<b>26</b>	<b>7</b>	<b>339</b>	<b>13.0</b>	<b>83</b>	<b>1</b>

FGS	1-19	20-29	30-39	40-49	50+
Butler	0/0	11/11	5/5	1/6	2/6
Lashar	0/0	3/3	0/0	0/1	0/0
<b>BEARS</b>	<b>0/0</b>	<b>14/14</b>	<b>5/5</b>	<b>1/7</b>	<b>2/6</b>
<b>OPPONENTS</b>	<b>0/0</b>	<b>8/8</b>	<b>4/9</b>	<b>8/13</b>	<b>0/1</b>

Butler:(24G, 25G) (50N, 55N) ( ) ( ) ( ) (47N) (27G, 52N) (47N, 48N, 27G, 29G, 24G, 52G) (42G) (31G, 37G, 29G) (21G, 27G, 52G) (23G, 26G, 30G) (40N) (53N, 48N) (38G, 30G)

Lashar:( ) ( ) ( ) (42N, 26G, 27G) (22G)

**OPPONENTS:** ( ) (43G, 46N) (42N, 27G) (31N) (33N, 48G, 31G, 42G, 21G) (46G, 37G) (35N) (39N, 26N, 47G) (27G) (36G) (42N, 32G, 50N, 37N) (26N, 27G) (20G, 45G) (45G, 29G) (48G, 44N, 46N)

DEFENSE	T	S	A	FF	FR	PD	Sa	Int
Duerson	116	63	53	1	1	5	2	3
Singletary	108	55	53	3	1	4	2	0
Marshall	93	53	40	2	1	6	5	0
Bell	72	40	32	1	1	2	1	0
McMichael	57	29	38	1	0	2	7.5	0
Perry	55	25	30	0	0	2	3	0
Wilson	44	17	27	0	0	2	6.5	0
V. Jackson	39	19	20	2	0	12	0	1
Rivera	38	18	20	0	0	2	1	2
Dent	34	18	16	4	1	3	13.5	0

**SACKS:** Dent 13.5, McMichael 7.5, Wilson 6.5, Marshall 5.0, Hampton 3.5, Perry 3.0, Duerson 2.0, Singletary 2.0, Bell 1.0, Rivera 1.0, Harris 1.0

**TEAM 70.0, OPPONENTS 48.0**

**USUAL STARTERS**

Offense	Defense
WR ... Willie Gault	RE ... Richard Dent
LT ... Jim Covert	RT ... William Perry
LG ... Mark Bortz	LT ... Steve McMichael
C ... Jay Hilgenberg	LE ... Dan Hampton
RG ... Tom Thayer	WLB ... Wilbur Marshall
RT ... Keith Van Horn	MLB ... Mike Singletary
TE ... Emery Moorehead	SLB ... Otis Wilson
WR ... Ron Morris	RCB ... Vestee Jackson
QB ... McMahon/Tomczak	LCB ... Mike Richardson
RB ... Walter Payton	SS ... Todd Bell
FB ... Neal Anderson	FS ... Dave Duerson

**RANKINGS**

Team Stats	Bears	Avg	Rank
Total Yards	5044	336.3	12
Rushing Yards	1954	130.3	13
Passing Yards	3090	206.0	12
Points Scored	356	22.7	12

	Opp	Avg	Rank
Total Yards	4215	281.0	2
Rushing Yards	1413	94.2	1
Passing Yards	2802	186.8	7
Points Scored	282	18.8	12



### 1988 CHICAGO BEARS STATISTICS

**Record: 12-4, .750**

**1st Place, NFC Central**  
**Head Coach: Mike Ditka**

Date	W/L	Score	Opponent	Points
09/04	W	34-7	MIAMI	63,330
09/11	W	17-13	at Indianapolis	60,503
09/18	L	7-31	MINNESOTA	63,990
09/25	W	24-6	at Green Bay	56,492
10/02	W	24-3	BUFFALO	62,793
10/09	W	24-7	at Detroit	64,526
10/16	W	17-7	DALLAS	64,759
10/24	W	10-9	SAN FRANCISCO	65,293
10/30	L	7-30	at New England	60,821
11/06	W	28-10	TAMPA BAY	56,892
11/13	W	34-14	at Washington	52,416
11/20	W	27-15	at Tampa Bay	67,070
11/27	W	16-0	GREEN BAY	62,026
12/05	L	3-23	at L.A. RAMS	65,579
12/11	W	13-12	DETROIT	55,010
12/19	L	27-28	at Minnesota	62,067

Category	Bears	Opp
<b>TOTAL FIRST DOWNS</b>	<b>303</b>	<b>264</b>
Rushing	137	76
Passing	134	158
Penalty	32	30
3rd Down: Made/Att	91/217	68/216
3rd Down Pct.	41.9	31.4
4th Down: Made/Att	7/17	8/18
4th Down Pct.	41.1	44.4
<b>TOTAL NET YARDS</b>	<b>5317</b>	<b>4380</b>
Avg. Per Game	332.3	272.5
Total Plays	1040	977
Avg. Per Play	5.1	4.5
<b>NET YARDS RUSHING</b>	<b>2319</b>	<b>1326</b>
Avg. Per Game	144.9	82.9
Total Rushes	555	389
<b>NET YARDS PASSING</b>	<b>2998</b>	<b>3034</b>
Avg. Per Game	187.4	189.6
Sacked/Yards Lost	24/175	43/365
Gross Yards	3173	3399
Att./Completions	461/248	545/245
Completion Pct.	53.8	45.0
Had Intercepted	15	26
<b>PUNTS/AVERAGE</b>	<b>79/41.5</b>	<b>90/40.2</b>
<b>NET PUNTING AVG.</b>	<b>79/33.4</b>	<b>90/34.8</b>
<b>PENALTIES/YARDS</b>	<b>88/644</b>	<b>102/804</b>
<b>FUMBLES/BALL LOST</b>	<b>37/19</b>	<b>17/9</b>
<b>TOUCHDOWNS</b>	<b>38</b>	<b>25</b>
Rushing	25	5
Passing	13	18
Returns	0	2

PASSING	Att	Cmp	Yds	Cmp%	Yd/Att	TD	TD%	Int	Int%	Lg	Sack/Lost	Rating
McMahon	192	114	1346	59.4	7.01	6	3.1	7	3.6	63t	13/79	76.0
Tomczak	170	86	1310	50.6	7.71	7	4.1	8	3.5	76t	5/47	75.4
Harbaugh	97	47	514	48.5	5.30	0	0.0	2	2.1	56t	6/49	55.9
Anderson	1	0	0	0.0	0.00	0	0.0	0	0.0	0	0/0	39.6
Wagner	1	1	3	100.0	3.00	0	0.0	0	0.0	3	0/0	79.2
<b>BEARS</b>	<b>461</b>	<b>248</b>	<b>3173</b>	<b>53.8</b>	<b>6.88</b>	<b>13</b>	<b>2.8</b>	<b>15</b>	<b>3.3</b>	<b>76t</b>	<b>24/175</b>	<b>71.4</b>
<b>OPPONENTS</b>	<b>545</b>	<b>245</b>	<b>3399</b>	<b>45.0</b>	<b>6.24</b>	<b>18</b>	<b>3.3</b>	<b>26</b>	<b>4.8</b>	<b>80t</b>	<b>43/365</b>	<b>56.7</b>

Score by Period	1	2	3	4	OT	Tot
BEARS	77	131	42	62	0	312
OPPONENTS	49	56	50	60	0	215

SCORING	TDs: Ru-Pa-R	K-PAT	FG	2pt	Pts		
Butler	0	0	0	37/38	15/19	0	82
Anderson	12	12	0	0	0	72	
Gentry	4	1	3	0	0	24	
McKinnon	4	1	3	0	0	24	
McMahon	4	4	0	0	0	24	
Morris	4	0	4	0	0	24	
Sanders	3	3	0	0	0	18	
Moorehead	2	0	2	0	0	12	
Suhey	2	2	0	0	0	12	
Harbaugh	1	1	0	0	0	6	
Muster	1	0	1	0	0	6	
Tomczak	1	1	0	0	0	6	
McMichael	0	0	0	0	1	2	
<b>BEARS</b>	<b>38</b>	<b>25</b>	<b>13</b>	<b>37/38</b>	<b>15</b>	<b>112</b>	
<b>OPPONENTS</b>	<b>25</b>	<b>5</b>	<b>18</b>	<b>22/25</b>	<b>13/22</b>	<b>2</b>	<b>215</b>

RUSHING	No	Yds	Avg	Lg	TD
Anderson	249	1106	4.4	80t	12
Sanders	95	332	3.5	20t	3
Suhey	87	253	2.9	19	2
Muster	44	197	4.5	15	0
Harbaugh	19	110	5.8	19	1
McMahon	26	104	4.0	16	4
Gentry	7	86	12.3	58t	1
Morris	3	40	13.3	21	0
Tomczak	13	40	3.1	17	1
McKinnon	3	25	8.3	12	1
Thomas	5	20	4.0	8	0
Davis	1	3	3.0	3	0
Kozlowski	1	3	3.0	3	0
Wagner	2	0	0.0	0	0
<b>BEARS</b>	<b>555</b>	<b>2319</b>	<b>4.3</b>	<b>80t</b>	<b>25</b>
<b>OPPONENTS</b>	<b>389</b>	<b>1326</b>	<b>3.4</b>	<b>32</b>	<b>5</b>

RECEIVING	No	Yds	Avg	Lg	TD
McKinnon	45	704	15.6	76t	3
Anderson	39	371	9.5	36	0
Gentry	33	486	14.7	45	3
Morris	28	498	17.8	63t	4
Muster	21	236	11.2	40t	1
Suhey	20	154	7.7	29	0
Davis	15	220	14.7	36	0
Thornton	15	135	9.0	19	0
Moorehead	14	133	9.5	28	2
Sanders	9	94	10.4	39	0
Boso	6	50	8.3	15	0
Kozlowski	3	92	30.7	50	0
<b>BEARS</b>	<b>248</b>	<b>3173</b>	<b>12.8</b>	<b>76t</b>	<b>13</b>
<b>OPPONENTS</b>	<b>245</b>	<b>3399</b>	<b>13.9</b>	<b>80t</b>	<b>18</b>

PUNTING	No	Yds	Avg	Net	TB	In	Lg
Wagner	79	3282	41.5	33.4	10	18	70
<b>BEARS</b>	<b>79</b>	<b>3282</b>	<b>41.5</b>	<b>33.4</b>	<b>10</b>	<b>18</b>	<b>70</b>
<b>OPPONENTS</b>	<b>90</b>	<b>3622</b>	<b>40.2</b>	<b>34.8</b>	<b>10</b>	<b>29</b>	<b>62</b>

INTS	No	Yds	Avg	Lg	TD
Jackson	8	94	11.8	46	0
Tate	4	35	8.8	17	0
Morrissey	3	13	4.3	13	0
Duerson	2	18	9.0	18	0
Richardson	2	15	7.5	15	0
Rivera	2	0	0.0	0	0
Douglass	1	35	35.0	35	0
Singletary	1	13	13.0	13	0
Gayle	1	0	0.0	0	0
<b>BEARS</b>	<b>26</b>	<b>237</b>	<b>9.1</b>	<b>46</b>	<b>0</b>
<b>OPPONENTS</b>	<b>15</b>	<b>175</b>	<b>11.7</b>	<b>94t</b>	<b>1</b>

KO RETURNS	No	Yds	Avg	Lg	TD
Gentry	27	578	21.4	51	0
Sanders	13	248	19.1	38	0
Muster	3	33	11.0	15	0
Kozlowski	2	37	18.5	24	0
Duerson	0	0	—	0	0
<b>BEARS</b>	<b>45</b>	<b>896</b>	<b>19.9</b>	<b>51</b>	<b>0</b>
<b>OPPONENTS</b>	<b>56</b>	<b>1130</b>	<b>20.2</b>	<b>51</b>	<b>0</b>

PUNT RET.	Ret	FC	Yds	Avg	Lg	TD
McKinnon	34	8	277	8.1	23	0
Davis	3	1	17	5.7	13	0
Kozlowski	1	0	0	0.0	0	0
<b>BEARS</b>	<b>38</b>	<b>9</b>	<b>294</b>	<b>7.7</b>	<b>23</b>	<b>0</b>
<b>OPPONENTS</b>	<b>40</b>	<b>9</b>	<b>447</b>	<b>11.2</b>	<b>64</b>	<b>0</b>

FGs	1-19	20-29	30-39	40-49	50+
Butler	1/1	4/4	7/8	3/6	0/0
<b>BEARS</b>	<b>1/1</b>	<b>4/4</b>	<b>7/8</b>	<b>3/6</b>	<b>0/0</b>
<b>OPPONENTS</b>	<b>0/0</b>	<b>7/7</b>	<b>3/5</b>	<b>2/8</b>	<b>1/2</b>

BEARS	(40N, 44N) (40G, 37N) ( ) (35G) (22G) (37G) (21G, 42N) (18G) ( ) ( ) (32G, 24G) (36G, 43G) ( ) (39G) (35G, 32G) (20G, 45G)
<b>OPPONENTS</b>	( ) (38G, 53G) (37G) ( ) (28G, 46N) ( ) ( ) (42N, 35N) (51N) (35G) (44N, 45G, 40N) ( ) (27G, 37N, 23G) (48N, 43N) (25G, 27G, 22G) (25G, 44G)

DEFENSE	T	S	A	FF	FR	PD	Sa	Int		
(Top 10)										
Singletary	170	89	81	0	1	3	1	1		
Duerson	105	57	48	2	0	6	1	2		
McMichael	88	54	34	1	2	1	11.5	0		
Hampton	88	50	38	0	0	3	9.5	0		
Rivera	88	45	43	1	0	3	2	2		
Douglass	76	43	33	0	2	11	0	1		
Morrissey	68	26	42	0	1	5	0	3		
Jackson	62	40	22	0	0	22	0	8		
Dent	61	31	30	3	1	2	10.5	0		
Richardson	60	40	20	0	0	30	0	2		
<b>SACKS:</b>	<b>McMichael 11.5,</b>	<b>Dent 10.5,</b>	<b>Hampton 9.5,</b>	<b>Harris 3.5,</b>	<b>Chapura 2.0,</b>	<b>Rivera 2.0,</b>	<b>Duerson 1.0,</b>	<b>Johnson 1.0,</b>	<b>Singletary 1.0,</b>	<b>Smith 1.0</b>
<b>TEAM 43.0, OPPONENTS 24.0</b>										

#### USUAL STARTERS

Offense	Defense
WR ... Dennis Gentry	RE ... Richard Dent
LT ... Covert/Wojciechowski	RT ... Dan Hampton
LG ... Mark Bortz	LT ... Steve McMichael
C ... Jay Hilgenberg	LE ... Al Harris
RG ... Tom Thayer	WLB ... Jim Morrissey
RT ... Keith Van Horne	MLB ... Mike Singletary
TE ... Jim Thornton	SLB ... Ron Rivera
WR ... Dennis McKinnon	RCB ... Vestee Jackson
QB ... Jim McMahon	LCB ... Mike Richardson
RB ... Neal Anderson	SS ... Dave Duerson
FB ... Matt Suhey	FS ... Shaun Gayle

#### RANKINGS

Team Stats	Bears	Avg	Rank
Total Yards	5317	332.3	11
Rushing Yards	2319	144.9	3
Passing Yards	2998	187.4	20
Points Scored	312	19.5	—
<b>Opp</b>	<b>Avg</b>	<b>Rank</b>	
Total Yards	4360	272.5	2
Rushing Yards	1326	82.9	1
Passing Yards	3034	189.6	9
Points Scored	215	13.4	—





### 1990 CHICAGO BEARS STATISTICS

**Record: 11-5, .688**
**1st Place, NFC Central**  
**Head Coach: Mike Ditka**

Wk	Opponent	Result	Score
09/06	W 27-23	Minnesota	63,226
09/09	W 17-0	SEATTLE	64,400
09/16	W 31-13	at Green Bay	58,938
09/23	W 19-16	MINNESOTA	65,420
09/30	L 10-24	at L.A. Raiders	80,156
10/07	W 27-13	GREEN BAY	59,929
10/14	W 38-9	L.A. RAMS	59,383
10/28	W 31-21	at Phoenix	71,233
11/04	W 26-6	at Tampa Bay	68,555
11/11	W 30-24	ATLANTA	62,855
11/18	W 16-13	at Denver	75,013
11/25	L 13-41	at Minnesota	58,866
12/02	W 23-17	at DETROIT	62,313
12/09	L 9-10	at Washington	53,920
12/16	L 21-38	at Detroit	67,759
12/23	W 27-14	TAMPA BAY	46,456
12/29	L 10-21	KANSAS CITY	60,262
<b>PLAYOFFS</b>			
01/06	W 16-6	NEW ORLEANS	60,767
01/13	L 3-31	at N.Y. Giants	77,025

Bears		Opp
<b>TOTAL FIRST DOWNS</b>	<b>295</b>	<b>256</b>
Rushing	142	102
Passing	134	136
Penalty	19	18
3rd Down: Made/Att	81/221	65/188
3rd Down Pct.	36.7	34.6
4th Down: Made/Att	5/13	6/11
4th Down Pct.	38.5	54.5
<b>POSSESSION AVG.</b>	<b>33.06</b>	<b>26.54</b>
<b>TOTAL NET YARDS</b>	<b>4980</b>	<b>4492</b>
Avg. Per Game	311.3	280.8
Total Plays	1024	927
Avg. Per Play	4.9	4.8
<b>NET YARDS RUSHING</b>	<b>2436</b>	<b>1572</b>
Avg. Per Game	152.3	98.3
Total Rushes	551	391
<b>NET YARDS PASSING</b>	<b>2544</b>	<b>2920</b>
Avg. Per Game	159.0	182.5
Sacked/Yards Lost	43/283	41/300
Gross Yards	2827	3220
Att./Completions	430/229	495/258
Completion Pct.	53.3	52.1
Had Intercepted	12	31
<b>PUNTS/AVERAGE</b>	<b>78/39.4</b>	<b>74/37.9</b>
<b>NET PUNTING AVG.</b>	<b>78/33.5</b>	<b>74/31.7</b>
<b>PENALTIES/YARDS</b>	<b>75/615</b>	<b>84/676</b>
<b>FUMBLES/BALL LOST</b>	<b>29/14</b>	<b>38/14</b>
<b>TOUCHDOWNS</b>	<b>39</b>	<b>31</b>
Rushing	22	10
Passing	14	19
Returns	3	2

PASSING	Att	Cmp	Yds	Cmp%	Yd/Att	TD	TD%	Int	Int%	Lg	Sack/Lost	Rating
Harbaugh	312	180	2178	57.7	6.96	10	3.2	6	1.9	80t	31/206	81.9
Tomczak	104	39	521	37.5	5.01	3	2.9	5	4.6	46	11/70	43.8
Willis	13	9	106	69.2	8.15	1	7.7	1	7.7	16	1/7	87.3
Bailey	1	1	22	100.0	22.00	0	0.0	0	0.0	22	0/0	118.8
<b>BEARS</b>	<b>430</b>	<b>229</b>	<b>2827</b>	<b>53.3</b>	<b>6.57</b>	<b>14</b>	<b>3.3</b>	<b>12</b>	<b>2.8</b>	<b>80t</b>	<b>43/283</b>	<b>73.1</b>
<b>OPPONENTS</b>	<b>495</b>	<b>258</b>	<b>3220</b>	<b>52.1</b>	<b>6.51</b>	<b>19</b>	<b>3.8</b>	<b>31</b>	<b>6.3</b>	<b>76t</b>	<b>41/300</b>	<b>59.3</b>

Score by Period	1	2	3	4	OT	Total
BEARS	54	156	70	59	9	348
OPPONENTS	59	80	53	88	0	260

SCORING	TDs: Ru-Pa-R	K-PAT	FG	2pt	Pts			
Butler	0	0	0	36/37	26/37	0	114	
Anderson	13	10	3	0	0	78		
Muster	6	6	0	0	0	36		
Harbaugh	4	4	0	0	0	24		
Davis	3	0	3	0	0	18		
Morris	3	0	3	0	0	18		
Tomczak	2	2	0	0	0	12		
Gentry	2	0	2	0	0	12		
Boso	1	0	1	0	0	6		
Green	1	0	1	0	0	6		
Thornton	1	0	1	0	0	6		
Jackson	1	0	1	0	0	6		
Dent	1	0	1	0	0	6		
Bailey	1	0	1	0	0	6		
<b>BEARS</b>	<b>39</b>	<b>22</b>	<b>14</b>	<b>3</b>	<b>36/38</b>	<b>26/37</b>	<b>0</b>	<b>348</b>
<b>OPPONENTS</b>	<b>31</b>	<b>10</b>	<b>19</b>	<b>2</b>	<b>28/31</b>	<b>22/28</b>	<b>0</b>	<b>280</b>

RUSHING	No	Yds	Avg	Lg	TD
Anderson	260	1078	4.1	52	10
Muster	141	664	4.7	28	6
Harbaugh	51	321	6.3	17	4
Green	27	126	4.7	14	0
Bailey	26	86	3.3	9	0
Rouse	16	56	3.5	10	0
Gentry	11	43	3.9	11	0
Tomczak	12	41	3.4	14	2
Morris	2	26	13.0	16	0
L. Tate	3	5	1.7	4	0
Perry	1	-1	-1.0	-1	0
Buford	1	-9	-9.0	-9	0
<b>BEARS</b>	<b>551</b>	<b>2436</b>	<b>4.4</b>	<b>52</b>	<b>22</b>
<b>OPPONENTS</b>	<b>391</b>	<b>1572</b>	<b>4.0</b>	<b>25</b>	<b>10</b>

RECEIVING	No	Yds	Avg	Lg	TD
Muster	47	452	9.6	48	0
Anderson	42	484	11.5	50t	3
Davis	39	572	14.7	51	3
Morris	31	437	14.1	67t	3
Gentry	23	320	13.9	80t	2
Thornton	19	254	13.4	32	1
Boso	11	135	12.3	25	1
Kozlowski	7	83	11.9	32	0
Green	4	26	6.5	10t	1
Waddie	2	32	16.0	23	0
Smith	2	20	10.0	12	0
Coley	1	7	7.0	7	0
Tomczak	1	5	5.0	5	0
<b>BEARS</b>	<b>229</b>	<b>2827</b>	<b>12.3</b>	<b>80t</b>	<b>14</b>
<b>OPPONENTS</b>	<b>258</b>	<b>3220</b>	<b>12.5</b>	<b>76t</b>	<b>19</b>

PUNTING	No	Yds	Avg	Net	TB	IN	Lg
Buford	76	3073	40.4	33.5	7	22	59
<b>BEARS</b>	<b>78</b>	<b>3073</b>	<b>39.4</b>	<b>33.5</b>	<b>7</b>	<b>22</b>	<b>59</b>
<b>OPPONENTS</b>	<b>74</b>	<b>2804</b>	<b>37.9</b>	<b>31.7</b>	<b>3</b>	<b>13</b>	<b>56</b>

INTS	No	Yds	Avg	Lg	TD
Carrier	10	39	3.9	14	0
Stinson	6	66	11.0	30	0
Dent	3	21	7.0	15	0
Woolford	3	18	6.0	9	0
Paul	2	49	24.5	26	0
Rivera	2	13	6.5	13	0
Morrissey	2	12	6.0	12	0
Gayle	2	5	2.5	5	0
Jackson	1	45	45.0	45t	1
<b>BEARS</b>	<b>31</b>	<b>268</b>	<b>8.6</b>	<b>45t</b>	<b>1</b>
<b>OPPONENTS</b>	<b>12</b>	<b>164</b>	<b>13.7</b>	<b>46</b>	<b>0</b>

KO RETURNS	No	Yds	Avg	Lg	TD
Bailey	23	363	15.8	30	0
Gentry	18	388	21.6	59	0
Green	7	112	16.0	20	0
Rouse	3	17	5.7	10	0
Ryan	1	-1	-1.0	-1	0
L. Tate	1	0	0.0	0	0
<b>BEARS</b>	<b>54</b>	<b>879</b>	<b>16.3</b>	<b>59</b>	<b>0</b>
<b>OPPONENTS</b>	<b>73</b>	<b>1494</b>	<b>20.5</b>	<b>64</b>	<b>0</b>

PUNT RET.	Ret	FC	Yds	Avg	Lg	TD
Bailey	36	13	399	11.1	95t	1
<b>BEARS</b>	<b>36</b>	<b>13</b>	<b>399</b>	<b>11.1</b>	<b>95t</b>	<b>1</b>
<b>OPPONENTS</b>	<b>39</b>	<b>6</b>	<b>322</b>	<b>8.3</b>	<b>30</b>	<b>0</b>

FGs	1-19	20-29	30-39	40-49	50+
Butler	1/1	8/8	5/8	8/13	4/7
<b>BEARS</b>	<b>1/1</b>	<b>8/8</b>	<b>5/8</b>	<b>8/13</b>	<b>4/7</b>
<b>OPPONENTS</b>	<b>1/1</b>	<b>8/8</b>	<b>10/14</b>	<b>3/4</b>	<b>0/1</b>
Butler:(47G, 57N) (41G) (23G, 51G, 32G, 36N, 52G) (22G) (50G, 32N, 51G) (27G) (33G) (51N, 30G, 22G, 40N) (21G) (37G, 32G, 41N, 44G) (40G, 43G, 41N) (35N, 19G) (29G, 23G, 46G, 46N) (50N) (42N, 46G, 43G) (24G)					
<b>OPPONENTS</b> ( ) (37G, 37G) (26G, 24G, 22G) (27, 36N) (38G, 27G) (35G) (36N) ( ) (42N, 36G) (27G, 24G) (41G, 45G) (34G, 35N) (54N, 35G) (26G) (39N) (19G, 30G, 43G, 32G, 38G)					

DEFENSE	T	S	A	FF	FR	PD	Sa
Singletary	151	67	84	0	2	4	1
Gayle	125	73	52	4	1	13	1
Carrier	122	55	67	5	2	20	0
Morrissey	109	54	55	1	2	9	0
Armstrong	82	33	49	2	2	4	10
Dent	81	43	38	2	3	13	12
McMichael	71	39	32	0	0	4	4
Perry	70	40	30	2	0	0	4
Woolford	70	38	32	0	0	13	2
Rivera	64	24	20	0	0	0	0
<b>SACKS:</b> Dent 12.0, Armstrong 10.0, McMichael 4.0, Perry 4.0, Cox 3.0, Jones 2.0, Woolford 2.0, Pruitt 1.0, Singletary 1.0, Gayle 1.0, Roper 1.0							
<b>TEAM 41.0, OPPONENTS 43.0</b>							

**USUAL STARTERS**

Offense	Defense
WR ... Wendell Davis	RE ... Richard Dent
LT ... Jim Covert	RT ... Dan Hampton
LG ... Mark Bortz	LT ... William Perry
C ... Jay Hilgenberg	LE ... Trace Armstrong
RG ... Tom Thayer	WLB ... Ron Rivera
RT ... Keith Van Horne	MLB ... Mike Singletary
TE ... Jim Thornton	SLB ... Jim Morrissey
WR ... Ron Morris	RCB ... Lemuel Stinson
QB ... Jim Harbaugh	LCB ... Donnell Woolford
RB ... Neal Anderson	SS ... Shaun Gayle
FB ... Brad Muster	FS ... Mark Carrier

**RANKINGS**

Team Stats	Bears	Avg	Rank
Total Yards	4980	311.3	13
Rushing Yards	2436	152.3	2
Passing Yards	2544	159.0	28
Points Scored	348	21.8	...
<b>Opp Avg Rank</b>			
Total Yards	4492	280.8	6
Rushing Yards	1572	98.3	7
Passing Yards	2920	182.5	10
Points Scored	280	17.5	...

### 1991 CHICAGO BEARS STATISTICS

**Record: 11-5, .688**

**2nd Place, NFC Central**  
**Head Coach: Mike Ditka**

Wk	Opp	Result	Score
1	MINNESOTA	W	64,112
2	at Tampa Bay	W	65,625
3	N.Y. GIANTS	W	64,829
4	N.Y. JETS	W	65,255
5	at Buffalo	L	80,366
6	WASHINGTON	L	64,941
7	at Green Bay	W	58,435
8	at New Orleans	W	68,591
9	DETROIT	W	57,281
10	at Minnesota	W	59,001
11	at Indianapolis	W	60,519
12	at MIAMI	L	58,288
13	at Detroit	L	78,879
14	GREEN BAY	W	62,353
15	TAMPA BAY	W	54,719
16	at San Francisco	W	60,419
17	DALLAS	L	62,594

Category	Bears	Opp
TOTAL FIRST DOWNS	317	254
Rushing	120	77
Passing	168	164
Penalty	29	13
3rd Down: Made/Att	95/221	69/208
3rd Down Pct.	43.0	33.2
4th Down: Made/Att	7/18	10/21
4th Down Pct.	38.9	47.6

Category	Bears	Opp
POSSESSION AVG.	33:01	26:59
TOTAL NET YARDS	5069	4507
Avg. Per Game	316.8	281.7
Total Plays	1025	942
Avg. Per Play	4.9	4.8

Category	Bears	Opp
TOTAL YARDS RUSHING	1949	1580
Avg. Per Game	121.8	98.8
Total Rushes	502	389
TOTAL YARDS PASSING	3120	2927
Avg. Per Game	195.0	182.9
Sacked/Yards Lost	26/172	40/257
Gross Yards	3292	3184
Att./Completions	497/286	513/286
Completion Pct.	57.5	55.8
Had Intercepted	17	17

Category	Bears	Opp
INTS/AVERAGE	70/40.2	81/41.3
TOTAL PUNTING AVG.	70/35.0	81/35.8
PENALTIES/YARDS	79/657	94/891
FUMBLES/BALL LOST	25/16	25/13
TOUCHDOWNS	35	29
Rushing	18	9
Passing	16	19
Returns	1	1

Category	Bears	Opp
ATTENDING	478	275
Misses	18	11
Personnel	1	0
PARS	497	286
OPONENTS	513	286

Score by Period	1	2	3	4	OT	Tot
BEARS	40	96	71	86	6	299
OPONENTS	57	72	51	86	3	269

SCORING	TDs	Ru	Pa	R	K	PAT	FG	2p	Pt
Butler	0	0	0	0	32/34	19/29	0	89	
Anderson	9	6	3	0	0	0	0	54	
Muster	7	6	1	0	0	0	0	42	
Davis	6	0	6	0	0	0	0	36	
Green	3	3	0	0	0	0	0	18	
Waddle	3	0	3	0	0	0	0	18	
Harbaugh	2	2	0	0	0	0	0	12	
Morgan	2	0	2	0	0	0	0	12	
Bailey	1	1	0	0	0	0	0	6	
Stinson	1	0	0	1	0	0	0	6	
Thornton	1	0	1	0	0	0	0	6	
BEARS	35	18	16	1	32/34	19/29	0	259	
OPONENTS	29	9	19	1	29/29	22/30	0	269	

RUSHING	No	Yds	Avg	Lg	TD
Anderson	210	747	3.6	42	6
Muster	90	412	4.6	24	6
Harbaugh	70	338	4.8	20	2
Green	61	217	3.6	18	3
Rouse	27	74	2.7	10	0
Gentry	9	58	6.4	17	0
Bailey	15	43	2.9	11	1
Lewis	15	36	2.4	9	0
Morgan	3	18	6.0	13	0
Willis	2	5	3.0	8	0
BEARS	502	1949	3.9	42	18
OPONENTS	389	1580	4.1	41	9

RECEIVING	No	Yds	Avg	Lg	TD
Davis	61	945	15.5	75	6
Waddle	55	599	10.9	37	3
Anderson	47	368	7.8	26	3
Muster	35	287	8.2	21	1
Thornton	17	278	16.4	33	1
Gentry	16	149	9.3	18	0
Rouse	15	93	6.2	14	0
Morgan	13	211	16.2	84	2
Morris	8	147	18.4	33	0
Jennings	8	109	13.6	19	0
Bose	6	54	9.0	15	0
Green	3	36	12.0	22	0
Kozlowski	2	16	8.0	11	0
BEARS	286	3292	11.5	84	16
OPONENTS	286	3184	11.1	77	19

PUNTING	No	Yds	Avg	Net	TB	In	Lg
Buford	69	2814	40.8	35.0	8	13	64
BEARS	70	2814	40.2	35.0	8	13	64
OPONENTS	81	3343	41.3	35.8	5	26	61

INTS	No	Yds	Avg	Lg	TD
Stinson	4	69	17.3	34	1
Paul	3	21	7.0	10	0
Carrier	2	54	27.0	39	0
Tate	2	35	17.5	28	0
Woolford	2	21	10.5	16	0
Gayle	1	11	11.0	11	0
Mangum	1	5	5.0	5	0
Morrissey	1	5	5.0	5	0
Dent	1	4	4.0	4	0
BEARS	17	225	13.2	39	1
OPONENTS	17	145	8.5	23	0

KO RETURNS	No	Yds	Avg	Lg	TD
Bailey	16	311	19.4	31	0
Gentry	13	227	17.5	27	0
Morgan	4	69	17.3	29	0
Green	4	69	17.3	29	0
Lewis	2	13	6.5	13	0
Rouse	2	10	5.0	10	0
BEARS	45	763	17.0	31	0
OPONENTS	58	1134	19.6	47	0

PUNT RET.	Ret	FC	Yds	Avg	Lg	TD
Bailey	36	11	281	7.8	37	0
Waddle	5	3	61	12.2	11	0
Green	3	1	9	3.0	8	0
Morgan	3	0	19	6.3	11	0
BEARS	47	15	340	7.2	37	0
OPONENTS	28	12	205	7.3	18	0

FGs	1-19	20-29	30-39	40-49	50+
Butler	1/1	9/11	3/5	5/9	1/3
BEARS	1/1	9/11	3/5	5/9	1/3
OPONENTS	1/1	9/10	7/9	3/7	2/3

**Butler:**(27N, 22G) ( ) (46G, 20G) (33G, 45N, 44G) (28G, 42G) ( ) (22G, 46N) (34G, 48G, 51N) (21G, 25G, 43N) (50G, 41G, 35N) (21G) (32G, 19G, 24N, 50N) (27G, 22G, 37N) ( ) (41N) ( )  
**OPONENTS:**(26G, 24G) (31G, 49N, 36G) (43N, 35G, 35N) (19G, 37N, 34G, 28N) (49N) (47G, 54N, 23G) ( ) (60G) (31G) (20G) (47G) (35G, 22G, 27G) (21G, 50G, 37G) (25G, 25G, 49N) ( ) (41G)

DEFENSE	(Top 10)	T	S	A	FF	FR	PD	Sa	In
Singletary	124	53	71	0	0	0	0	0	0
Morrissey	96	45	51	0	0	0	4	0	1
McMichael	94	48	46	2	2	4	9	0	0
Carrier	93	41	52	1	1	12	0	2	0
Roper	90	47	43	0	0	8	8	0	0
Dent	84	50	34	0	1	7	10.5	1	0
Perry	80	49	31	3	0	1	5.5	0	0
Woolford	77	52	25	0	1	19	1	2	0
Paul	75	32	43	0	0	6	0	3	0
Mangum	68	49	19	1	1	7	1	1	0
<b>SACKS:</b>	Dent 10.5, McMichael 9.0, Roper 8.0, Perry 5.5, Armstrong 1.5, Ryan 1.5, Cox 1.0, Woolford 1.0, Mangum 1.0, Williams 1.0								
<b>TEAM</b>	40.0, <b>OPONENTS</b>	26.0							

Category	Bears	Opp
ATTENDING	478	275
Misses	18	11
Personnel	1	0
PARS	497	286
OPONENTS	513	286

#### USUAL STARTERS

Offense	Defense
WR ... Wendell Davis	RE ... Richard Dent
LT ... John Wojciechowski	RT ... William Perry
LG ... Mark Bortz	LT ... Steve McMichael
C ... Jay Hilgenberg	LE ... Trace Armstrong
RG ... Tom Thayer	WLB ... John Roper
RT ... Keith Van Horne	MLB ... Mike Singletary
TE ... Jim Thornton	SLB ... Jim Morrissey
WR ... Tom Waddle	RCB ... Lemuel Stinson
QB ... Jim Harbaugh	LCB ... Donnell Woolford
RB ... Neal Anderson	SS ... Shaun Gayle
FB ... Brad Muster	FS ... Mark Carrier

#### RANKINGS

Team Stats	Bears	Avg	Rank
Total Yards	5069	316.8	11
Rushing Yards	1949	121.8	9
Passing Yards	3120	195.0	13
Points Scored	299	18.7	11
<b>Opp Avg Rank</b>			
Total Yards	4507	281.7	4
Rushing Yards	1580	98.8	10
Passing Yards	2927	182.9	8
Points Scored	269	16.8	11

History





### 1993 CHICAGO BEARS STATISTICS

**Record: 7-9, .438**

**1st Place, NFC Central**  
**Head Coach: Dave Wannstedt**

Wk	Opp	Result	Score
05	L	20-26	N.Y. GIANTS 66,900
12	L	7-10	at Minnesota 56,285
26	W	47-17	TAMPA BAY 58,329
03	W	6-0	ATLANTA 57,441
10	W	17-6	at Philadelphia 63,601
25	L	12-19	MINNESOTA 64,677
31	L	3-17	at Green Bay 58,945
07	L	14-16	L.A. RAIDERS 59,750
14	W	16-13	at San Diego 58,459
21	W	19-17	at Kansas City 76,872
25	W	10-6	at Detroit 76,699
05	W	30-17	GREEN BAY 62,236
12	L	10-13	at Tampa Bay 56,687
18	L	3-13	DENVER 53,056
26	L	14-20	DETROIT 43,443
02	L	6-20	at L.A. Rams 39,147

Score by Period	1	2	3	4	OT	Total
BEARS	37	85	56	56	0	234
OPPONENTS	45	83	38	64	0	230

SCORING	TDs	Ru	Pa	R	K	PAT	FG	2pt	Pts
Butler	0	0	0	0	21/22	27/36	0	102	
Anderson	4	4	0	0	0	0	0	86	
Harbaugh	4	4	0	0	0	0	0	24	
Obee	3	0	3	0	0	0	0	18	
Baker	2	0	0	2	0	0	0	12	
Conway	2	0	2	0	0	0	0	12	
Worley LG	2	2	0	0	0	0	0	12	
Worley TM	2	2	0	0	0	0	0	12	
Carnier	1	0	0	1	0	0	0	6	
Jones	1	0	0	1	0	0	0	6	
Lincoln	1	0	0	1	0	0	0	6	
Waddie	1	0	1	0	0	0	0	6	
Wetnight	1	0	1	0	0	0	0	6	
<b>BEARS</b>	<b>22</b>	<b>10</b>	<b>7</b>	<b>5</b>	<b>21/22</b>	<b>27/36</b>	<b>0</b>	<b>234</b>	
<b>OPPONENTS</b>	<b>22</b>	<b>9</b>	<b>12</b>	<b>1</b>	<b>20/22</b>	<b>26/34</b>	<b>0</b>	<b>230</b>	

RUSHING	No	Yds	Avg	Lg	TD
Anderson	202	646	3.2	45	4
Worley LG	120	470	3.9	28	2
Worley TM	110	437	4.0	28	2
Harbaugh	60	277	4.6	25	4
Heyward	68	206	3.0	11	0
Conway	5	44	8.8	18	0
Green	15	29	1.9	10	0
Christian	8	19	2.4	12	0
Lewis	7	13	1.9	3	0
Willis	2	6	3.0	6	0
<b>BEARS</b>	<b>477</b>	<b>1677</b>	<b>3.5</b>	<b>45</b>	<b>10</b>
<b>OPPONENTS</b>	<b>476</b>	<b>1835</b>	<b>3.9</b>	<b>261</b>	<b>9</b>

RECEIVING	No	Yds	Avg	Lg	TD
Waddie	44	552	12.5	38	1
Anderson	31	160	5.2	35	0
Obee	26	351	13.5	48	3
Conway	19	231	12.2	38	2
Christian	16	160	10.0	36	0
Heyward	16	132	8.3	20	0
Jennings	14	150	10.7	29	0
Green	13	63	4.8	9	0
Davis	12	132	11.0	17	0
Worley LG	11	62	5.6	15	0
Worley TM	8	49	6.1	15	0
Gedney	10	98	9.8	24	0
Wetnight	9	93	10.3	25	1
Whitaker	6	53	8.8	18	0
Lewis	4	26	6.5	18	0
Banks LG	2	45	22.5	26	0
Banks TM	1	19	19.0	19	0
Harbaugh	1	1	1.0	1	0
<b>BEARS</b>	<b>230</b>	<b>2270</b>	<b>9.9</b>	<b>48</b>	<b>7</b>
<b>OPPONENTS</b>	<b>306</b>	<b>3105</b>	<b>10.1</b>	<b>67</b>	<b>12</b>

PUNTING	No	Yds	Avg	Net	TB	In	Lg	B
Garlocki	80	3080	38.5	36.6	2	28	58	0
<b>BEARS</b>	<b>80</b>	<b>3080</b>	<b>38.5</b>	<b>36.6</b>	<b>2</b>	<b>28</b>	<b>58</b>	<b>0</b>
<b>OPPONENTS</b>	<b>78</b>	<b>3231</b>	<b>41.4</b>	<b>36.2</b>	<b>6</b>	<b>22</b>	<b>75</b>	<b>1</b>

INTS	No	Yds	Avg	Lg	TD
Carnier	4	94	23.5	34	1
Jones	4	52	13.0	22	0
Lincoln	3	109	36.3	80	1
Woolford	2	18	9.0	18	0
Blaylock	2	3	1.5	3	0
Dent	1	24	24.0	24	0
Mangum	1	0	0.0	0	0
McMichael	1	0	0.0	0	0
<b>BEARS</b>	<b>18</b>	<b>300</b>	<b>16.7</b>	<b>86</b>	<b>2</b>
<b>OPPONENTS</b>	<b>16</b>	<b>105</b>	<b>6.6</b>	<b>25</b>	<b>1</b>

KO RETURNS	No	Yds	Avg	Lg	TD
Conway	21	450	21.4	55	0
Green	9	141	15.7	30	0
Obee	9	159	17.7	34	0
Worley LG	6	121	20.2	26	0
Worley TM	2	36	18.0	24	0
A. Fontenot	1	8	8.0	8	0
Heyward	1	12	12.0	12	0
Mangum	1	0	0.0	0	0
Ryan	1	5	5.0	5	0
<b>BEARS</b>	<b>45</b>	<b>811</b>	<b>18.0</b>	<b>55</b>	<b>0</b>
<b>OPPONENTS</b>	<b>53</b>	<b>918</b>	<b>17.3</b>	<b>35</b>	<b>0</b>

PUNT RET.	Ret	FC	Yds	Avg	Lg	TD
Obee	35	20	289	8.3	28	0
<b>BEARS</b>	<b>35</b>	<b>20</b>	<b>289</b>	<b>8.3</b>	<b>28</b>	<b>0</b>
<b>OPPONENTS</b>	<b>22</b>	<b>38</b>	<b>115</b>	<b>5.2</b>	<b>34</b>	<b>0</b>

FGs	1-19	20-29	30-39	40-49	50+
Butler	0/0	7/8	12/13	3/7	5/8
<b>BEARS</b>	<b>0/0</b>	<b>7/8</b>	<b>12/13</b>	<b>3/7</b>	<b>5/8</b>
<b>OPPONENTS</b>	<b>1/1</b>	<b>15/15</b>	<b>7/9</b>	<b>3/8</b>	<b>0/1</b>

Butler: (20G, 34G) (53N) (33G, 40G, 32G, 31G) (48G, 44N, 52G) (37G) (37G, 39G, 55G, 35G) (33G) (21N, 30N) (33G, 54G, 20G) (55G) (31G) (45N) (27G, 50N, 53G)

OPPONENTS (19G, 35G, 23G, 28G) (47N, 22G) (20G) ( ) ( ) (39G, 25G, 50N) (40G) (31G, 21G, 20G) (28G, 30B, 26G, 40N) (20G) (39G, 27G) (36N, 26G) (38G, 42G, 29N) (29G, 24G, 41N) (40G, 47N, 37G) (29G, 29G)

DEFENSE	T	S	A	FF	FR	PD	Sa	Int
(Top 10)								
Jones	189	117	72	1	2	11	4	4
Gayle	124	79	45	2	0	2	1	0
Zorich	121	63	58	1	2	1	7	0
Cain	108	63	45	1	0	5	0	0
Woolford	101	86	15	0	0	22	0	2
Carnier	91	47	44	1	0	7	0	4
V. Smith	83	49	34	0	0	3	0	0
McMichael	78	50	28	0	2	5	6	1
Dent	64	43	21	1	0	3	12.5	1
Douglass	52	39	23	0	0	4	0	0
<b>SACKS:</b>	Dent 12.5, Armstrong 11.5, Zorich 7.0, McMichael 6.0, Spellman 2.5, Cox 2.0, A. Fontenot 1.0, Gayle 1.0, Jones 1.0							
<b>TEAM 46.0, OPPONENTS 48.0</b>								

BEARS	OPP	
<b>TOTAL FIRST DOWNS</b>	<b>226</b>	<b>290</b>
Rushing	98	112
Passing	113	163
Penalty	15	15
3rd Down: Made/Att	73/211	80/214
3rd Down Pct.	34.6	37.4
4th Down: Made/Att	4/14	6/15
4th Down Pct.	28.6	40.0
<b>3RD DOWN AVG.</b>	<b>28.36</b>	<b>31.24</b>
<b>TOTAL NET YARDS</b>	<b>3717</b>	<b>4653</b>
Avg. Per Game	232.3	290.8
Total Plays	913	1026
Avg. Per Play	4.1	4.5
<b>T YARDS RUSHING</b>	<b>1677</b>	<b>1835</b>
Avg. Per Game	104.8	114.7
Total Rushes	477	476
<b>T YARDS PASSING</b>	<b>2040</b>	<b>2818</b>
Avg. Per Game	127.5	176.1
Sacked/Yards Lost	48/230	46/287
Gross Yards	2270	3105
Att./Completions	388/230	504/306
Completion Pct.	59.3	60.7
Had Intercepted	16	18
<b>INTS/AVERAGE</b>	<b>80/38.5</b>	<b>78/41.4</b>
<b>T PUNTING AVG.</b>	<b>80/36.6</b>	<b>78/36.2</b>
<b>NET YARDS</b>	<b>68/587</b>	<b>91/783</b>
<b>YARDS/BALL LOST</b>	<b>29/14</b>	<b>24/12</b>
<b>YARDS/DOWNS</b>	<b>22</b>	<b>22</b>
Rushing	10	9
Passing	7	12
Returns	5	1

BEARS	ATT	COMP	YDS	COMP%	YD/ATT	TD	INT	INT%	Lg	SACK/LOST	RATING	
Harbaugh	325	200	2002	61.5	6.16	7	2.2	11	3.4	48	43/210	72.1
Lincoln	60	30	268	50.0	4.47	0	0.0	5	8.3	29	5/20	27.6
Garlocki	2	0	0	0.0	0.00	0	0.0	0.0	0	0	0/0	39.6
Anderson	1	0	0	0.0	0.00	0	0.0	0.0	0	0	0/0	39.6
<b>BEARS</b>	<b>388</b>	<b>230</b>	<b>2270</b>	<b>59.3</b>	<b>5.85</b>	<b>7</b>	<b>1.8</b>	<b>16</b>	<b>4.1</b>	<b>48</b>	<b>48/230</b>	<b>64.7</b>
<b>OPPONENTS</b>	<b>504</b>	<b>306</b>	<b>3105</b>	<b>60.7</b>	<b>6.16</b>	<b>12</b>	<b>2.4</b>	<b>18</b>	<b>3.6</b>	<b>67</b>	<b>46/287</b>	<b>71.4</b>

#### USUAL STARTERS

**Offense**  
 WR ... Tom Waddie  
 LT ... Troy Auzenne  
 LG ... Mark Bortz  
 C ... Jerry Fontenot  
 RG ... John Wojciechowski  
 RT ... Jay Leeuwenburg  
 TE ... Keith Jennings  
 WR ... Curtis Conway  
 QB ... Jim Harbaugh  
 RB ... Neal Anderson  
 FB ... Craig Heyward

**Defense**  
 RE ... Richard Dent  
 RT ... Chris Zorich  
 LT ... Steve McMichael  
 LE ... Trace Armstrong  
 WLB ... Vinson Smith  
 MLB ... Dante Jones  
 SLB ... Joe Cain  
 RCB ... Anthony Blaylock  
 LCB ... Donnell Woolford  
 SS ... Shaun Gayle  
 FS ... Mark Carrier

#### RANKINGS

Team Stats	Bears	Avg	Rank
Total Yards	3717	232.3	28
Rushing Yards	1677	104.8	19
Passing Yards	2040	127.5	28
Points Scored	234	14.6	-
<b>Opp Avg Rank</b>			
Total Yards	4653	290.8	4
Rushing Yards	1835	114.7	17
Passing Yards	2818	176.1	3
Points Scored	230	14.4	-



### 1994 CHICAGO BEARS STATISTICS

**Record: 9-7, .563**
**T-2nd Place, NFC Central**  
**Head Coach: Dave Wannstedt**

Date	W/L	Score	Opponent	Points
09/04	W	21-9	TAMPA BAY	61,844
09/12	L	22-30	at Philadelphia	64,890
09/18	L	14-42	MINNESOTA	61,073
09/25	W	19-7	at N.Y. Jets	70,806
10/02	W	20-13	BUFFALO	62,406
10/09	W	17-7	NEW ORLEANS	63,822
10/23	L	16-21	at Detroit	73,574
10/31	L	6-33	GREEN BAY	47,381
11/06	W	20-6	at Tampa Bay	60,821
11/13	W	17-14	at Miami	64,871
11/20	W	20-10	DETROIT	55,035
11/27	W	19-16	ot at Arizona	65,922
12/01	L	27-33	ot at Minnesota	61,483
12/11	L	3-40	at Green Bay	57,927
12/18	W	27-13	L.A. RAMS	56,276
12/24	L	3-13	NEW ENGLAND	60,178
<b>PLAYOFFS</b>				
01/01	W	35-18	at Minnesota	60,347
01/07	L	15-44	at San Francisco	64,644

	Bears	Opp
<b>TOTAL FIRST DOWNS</b>	<b>274</b>	<b>275</b>
Rushing	88	100
Passing	165	163
Penalty	21	12
3rd Down: Made/Att	97/232	81/218
3rd Down Pct.	41.8	37.2
4th Down: Made/Att	9/16	8/17
4th Down Pct.	56.3	47.1
<b>POSSESSION AVG.</b>	<b>31:37</b>	<b>28:23</b>
<b>TOTAL NET YARDS</b>	<b>4679</b>	<b>5009</b>
Avg. Per Game	292.4	313.1
Total Plays	1014	982
Avg. Per Play	4.6	5.1
<b>NET YARDS RUSHING</b>	<b>1588</b>	<b>1922</b>
Avg. Per Game	99.3	120.1
Total Rushes	487	432
<b>NET YARDS PASSING</b>	<b>3091</b>	<b>3087</b>
Avg. Per Game	193.2	192.9
Sacked/Yards Lost	25/139	28/175
Gross Yards	3230	3262
Att./Completions	502/308	522/295
Completion Pct.	61.4	56.5
Had Intercepted	16	12
<b>PUNTS/AVERAGE</b>	<b>76/37.8</b>	<b>72/39.0</b>
<b>NET PUNTING AVG.</b>	<b>76/32.4</b>	<b>72/34.9</b>
<b>PENALTIES/YARDS</b>	<b>66/503</b>	<b>80/645</b>
<b>FUMBLES/BALL LOST</b>	<b>21/10</b>	<b>29/10</b>
<b>TOUCHDOWNS</b>	<b>30</b>	<b>31</b>
Rushing	10	10
Passing	19	16
Returns	1	5

	Att	Cmp	Yds	Cmp%	Yd/Att	TD	TD%	Int	Int%	Lg	Sack/Lost	Rating
Walsh	343	208	2078	60.6	6.06	10	2.9	8	2.3	50	11/52	77.9
Kramer	158	99	1129	62.7	7.15	8	5.1	8	5.1	85f	14/87	79.9
Conway	1	1	23	100.0	23.00	1	100.0	0	0.0	23f	0/0	158.3
<b>BEARS</b>	<b>502</b>	<b>308</b>	<b>3230</b>	<b>61.4</b>	<b>6.43</b>	<b>19</b>	<b>3.8</b>	<b>16</b>	<b>3.2</b>	<b>85f</b>	<b>25/139</b>	<b>79.4</b>
<b>OPPONENTS</b>	<b>522</b>	<b>295</b>	<b>3262</b>	<b>56.5</b>	<b>6.25</b>	<b>16</b>	<b>3.1</b>	<b>12</b>	<b>2.3</b>	<b>65f</b>	<b>28/175</b>	<b>75.9</b>

Score by Period	1	2	3	4	OT	Tot
BEARS	40	61	61	106	3	271
OPPONENTS	44	116	67	74	6	307

SCORING	TDs: Ru-Pa-R	K-PAT	FG	Zpt Pts				
Butler	0	0	0	24/24	21/29	0	87	
Tillman	7	7	0	0	0	0	42	
Graham	5	0	4	1	0	0	32	
Gedney	3	0	3	0	0	0	18	
Jennings	3	0	3	0	0	0	18	
Conway	2	0	2	0	0	0	14	
Green	2	0	2	0	0	0	12	
Cook	1	0	1	0	0	0	6	
Harris	1	0	1	0	0	0	6	
Lewis	1	0	1	0	0	0	6	
McMurtry	1	0	1	0	0	0	6	
Waddle	1	0	1	0	0	0	6	
Walsh	1	0	1	0	0	0	6	
Wetnight	1	0	1	0	0	0	6	
Worley	1	0	1	0	0	0	6	
<b>BEARS</b>	<b>30</b>	<b>10</b>	<b>19</b>	<b>24/24</b>	<b>21/29</b>	<b>0</b>	<b>271</b>	
<b>OPPONENTS</b>	<b>31</b>	<b>10</b>	<b>16</b>	<b>5</b>	<b>25/26</b>	<b>30/41</b>	<b>0</b>	<b>307</b>

**2-PL Conversions:** Conway, Graham, TEAM 2-6; OPPONENTS 3-4.

RUSHING	No	Yds	Avg	Lg	TD
Tillman	275	899	3.3	25f	7
Harris	123	464	3.8	13	1
Green	25	122	4.9	14	0
Conway	6	31	5.2	12	0
Christian	7	29	4.1	8	0
Hoge	6	24	4.0	8	0
Worley	9	17	1.9	4	1
Walsh	30	4	0.1	12	1
Kramer	6	-2	-0.3	2	0
<b>BEARS</b>	<b>487</b>	<b>1588</b>	<b>3.3</b>	<b>25f</b>	<b>10</b>
<b>OPPONENTS</b>	<b>432</b>	<b>1922</b>	<b>4.4</b>	<b>90</b>	<b>10</b>

RECEIVING	No	Yds	Avg	Lg	TD
Graham	68	944	13.9	76f	4
Conway	39	546	14.0	85f	2
Harris	39	236	6.1	18	0
Tillman	27	222	8.2	39	0
Waddle	25	244	9.8	22	1
Green	24	199	8.3	39f	2
Cook	21	212	10.1	34	1
Gedney	13	157	12.1	37f	3
Hoge	13	79	6.1	11	0
Wetnight	11	104	9.5	19	1
Jennings	11	75	6.8	23f	3
McMurtry	8	112	14.0	30	1
Primus	3	25	8.3	12	0
Christian	2	30	15.0	21	0
Lewis	2	13	6.5	8	1
Carter	1	24	24.0	24	0
Worley	1	8	8.0	8	0
<b>BEARS</b>	<b>308</b>	<b>3230</b>	<b>10.5</b>	<b>85f</b>	<b>19</b>
<b>OPPONENTS</b>	<b>295</b>	<b>3262</b>	<b>11.1</b>	<b>65f</b>	<b>16</b>

PUNTING	No	Yds	Avg	Net	TB	In	Lg
Gardocki	76	2871	37.8	43.4	9	23	57
<b>BEARS</b>	<b>76</b>	<b>2871</b>	<b>37.8</b>	<b>43.4</b>	<b>9</b>	<b>23</b>	<b>57</b>
<b>OPPONENTS</b>	<b>72</b>	<b>2808</b>	<b>39.0</b>	<b>34.9</b>	<b>4</b>	<b>27</b>	<b>61</b>

INTS	No	Yds	Avg	Lg	TD
Woolford	5	30	6.0	25	0
Gayle	2	33	16.5	33	0
Carrier	2	10	5.0	7	0
Spellman	1	31	31.0	31	0
Douglass	1	18	18.0	18	0
Lincoln	1	5	5.0	5	0
<b>BEARS</b>	<b>12</b>	<b>127</b>	<b>10.6</b>	<b>33</b>	<b>0</b>
<b>OPPONENTS</b>	<b>16</b>	<b>335</b>	<b>20.9</b>	<b>81f</b>	<b>3</b>

KO RETURNS	No	Yds	Avg	Lg	TD
Lewis	35	874	25.0	55	0
Conway	10	228	22.8	34	0
Carter	6	99	16.5	26	0
Green	6	77	12.8	16	0
Worley	4	52	13.0	25	0
Flanigan	2	26	13.0	14	0
Harris	1	18	18.0	18	0
Thierry	1	0	0.0	0	0
Woolford	1	28	28.0	28	0
<b>BEARS</b>	<b>66</b>	<b>1402</b>	<b>21.2</b>	<b>55</b>	<b>0</b>
<b>OPPONENTS</b>	<b>65</b>	<b>1271</b>	<b>19.6</b>	<b>102f</b>	<b>1</b>

PUNT RET.	Ret	FC	Yds	Avg	Lg	TD
Graham	15	5	140	9.3	61f	1
Conway	8	9	63	7.9	24	0
Waddle	3	3	8	2.7	6	0
Lewis	1	3	7	7.0	7	0
<b>BEARS</b>	<b>27</b>	<b>20</b>	<b>218</b>	<b>8.1</b>	<b>61f</b>	<b>1</b>
<b>OPPONENTS</b>	<b>26</b>	<b>18</b>	<b>225</b>	<b>8.7</b>	<b>57</b>	<b>0</b>

FGs	1-19	20-29	30-39	40-49	50+
Butler	1/1	7/7	6/9	5/8	2/4
<b>BEARS</b>	<b>1/1</b>	<b>7/7</b>	<b>6/9</b>	<b>5/8</b>	<b>2/4</b>
<b>OPPONENTS</b>	<b>1/1</b>	<b>13/13</b>	<b>9/11</b>	<b>7/14</b>	<b>0/2</b>
Butler: ( ) ( ) (54N) (44G, 42N, 30G) (50G, 20G) (46G, 36N) (46N, 22G) ( ) (18G, 37G) (51N, 40G) (28G, 23 G) (35G, 52G, 31G, 27G) (29G, 33G, 40) (25G) (41G, 30G) (44G, 28B, 36N)					
<b>OPPONENTS</b> (31G, 49G, 30G, 54N) (41G, 29G, 33G) (43G, 24G) (47G, 41N) (28G, 30G) (50B, 36) ( ) (30B) (33G, 47N, 38G) (29G, 33G, 45N) (29G, 43N) (49G, 22G, 47G) (45G, 41G, 29G, 38G) (39G, 24G, 20G, 29G) (18G, 42B, 21G) (29G, 22G, 46N)					

DEFENSE	T	S	A	FF	FR	PD	Sa
(Top 10)							
Cain	129	83	46	1	1	2	0
Jones	108	69	39	0	2	5	0
Carrier	107	59	48	1	0	7	0
Zorich	104	49	55	1	0	0	5.5
Gayle	97	67	30	3	1	8	0
Douglass	77	46	31	0	0	3	1.5
Woolford	65	54	11	1	0	21	0
A. Fontenot	62	37	25	1	0	2	4
Spellman	60	35	25	1	0	8	7
Armstrong	60	34	26	1	0	1	7.5

**SACKS:** Armstrong 7.5, Spellman 7.0, Zorich 5.5, A. Fontenot 4.0, Douglass 1.5, Epps 1.0, Smith 1.0, Mangum 0.5  
**TEAM 28.0, OPPONENTS 25.0**
**USUAL STARTERS**

Offense	Defense
WR ... Jeff Graham	RE ... Alonzo Spellman
LT ... Andy Heck	RT ... Chris Zorich
LG ... Mark Bortz	LT ... Fontenot/Simpson
C ... Jerry Fontenot	LE ... Trace Armstrong
RG ... Jay Leeuwenburg	WLB ... Vinson Smith
RT ... James Williams	MLB ... Dante Jones
TE ... Marv Cook	SLB ... Joe Cain
WR ... Curtis Conway	RCB ... Jeremy Lincoln
QB ... Steve Walsh	LCB ... Donnell Woolford
RB ... Lewis Tillman	SS ... Shaun Gayle
FB ... Raymont Harris	FS ... Mark Carrier

**RANKINGS**

Team Stats	Bears	Avg	Rank
Total Yards	4679	292.4	23
Rushing Yards	1588	99.3	15
Passing Yards	3091	193.2	21
Points Scored	271	16.9	-
<b>Opp Avg Rank</b>			
Total Yards	5009	313.1	13
Rushing Yards	1922	120.1	13
Passing Yards	3087	192.9	5
Points Scored	307	19.2	-

### 1995 CHICAGO BEARS STATISTICS

**Record: 9-7, .563**

**3rd Place, NFC Central**  
**Head Coach: Dave Wannstedt**

Date	Opponent	Result	Score
09/03	W 31-14	MINNESOTA	63,036
09/11	L 24-27	GREEN BAY	64,855
09/17	W 25-6	at Tampa Bay	71,507
09/24	L 28-34	at St. Louis	59,679
10/08	W 31-27	CAROLINA	59,668
10/15	W 30-27	at Jacksonville	72,020
10/22	W 35-32	HOUSTON	63,545
10/30	W 14-6	at Minnesota	61,238
11/05	L 34-37	at PITTSBURGH	61,833
11/12	L 28-35	at Green Bay	59,996
11/19	L 17-24	DETROIT	61,779
11/26	W 27-24	at N.Y. Giants	70,015
12/04	L 7-27	at Detroit	77,230
12/10	L 10-16	at Cincinnati	38,642
12/17	W 31-10	TAMPA BAY	49,475
12/24	W 20-14	PHILADELPHIA	52,391

Score by Period	1	2	3	4	OT	Tot
BEARS	73	130	91	98	0	392
OPPONENTS	93	112	66	86	3	360

SCORING	TDEs: Ru-Pa- R	K-PAT	FG	2pt	Pts		
Butler	0	0	0	45/45	23/31	0 114	
Conway	12	0	12	0	0	72	
Salaam	10	10	0	0	0	60	
Jennings	6	0	6	0	0	36	
Graham	4	0	4	0	0	24	
Green	3	3	0	0	0	18	
Timpson	3	1	2	0	0	18	
Flanigan	2	0	2	0	0	12	
Weighting	2	0	2	0	0	12	
T. Carter	1	0	1	0	0	6	
Kramer	1	0	0	0	0	6	
Marshall	1	0	0	0	0	6	
Minter	1	0	0	0	0	6	
A. Fontenot	0	0	0	0	0	1 2	
BEARS	46	15	29	2	45/45	23/31	1 392
OPPONENTS	41	9	27	5	40/40	24/29	0 360

2-Pt. Conversions: TEAM 0-1, OPPONENTS 1-1.

PUNTING	No	Yds	Avg	Net	TB	In	Lg	B
Sauerbrun	55	2080	37.8	31.1	6	16	61	0
O'Neill	3	89	29.7	26.7	0	0	39	0
BEARS	58	2169	37.4	30.9	6	16	61	0
OPPONENTS	62	2311	37.3	31.8	8	21	57	2

INTS	No	Yds	Avg	Lg	TD
Woodford	4	21	5.3	16	0
Miniefield	3	37	12.3	37	0
Joseph	2	31	15.5	31	0
Lincoln	1	32	32.0	32	0
M. Carter	2	20	10.0	15	0
Mangum	1	2	2.0	2	0
Minter	1	2	2.0	2	1
Cox	1	1	1.0	1	0
Marshall	1	0	0.0	0	0
BEARS	16	146	9.1	37	1
OPPONENTS	10	203	20.3	98	1

KO RETURNS	No	Yds	Avg	Lg	TD
N. Lewis	42	904	21.5	52	0
Timpson	18	420	23.3	51	0
T. Carter	3	24	8.0	9	0
Green	3	29	9.7	19	0
Lundy LG	3	39	13.0	17	0
Lundy TM	1	11	11.0	11	0
Primus	2	39	19.5	22	0
Tillman	1	20	20.0	20	0
Graham	1	12	12.0	12	0
BEARS	71	1459	20.5	61	0
OPPONENTS	72	1570	21.8	54	0

PUNT RET.	Ret	FC	Yds	Avg	Lg	TD
Graham	23	14	183	8.0	39	0
Lundy	1	0	-4	-4.0	-4	0
BEARS	24	14	179	7.5	39	0
OPPONENTS	28	13	257	9.2	62	1

FGs	1-19	20-29	30-39	40-49	50+
Butler	0/0	16/19	5/6	2/4	0/2
BEARS	0/0	16/19	5/6	2/4	0/2
OPPONENTS	0/0	7/7	6/6	10/14	1/2

Butler: (21G) (20G) (24G, 37G, 22G, 27G) ( ) (23G) (25G, 21G, 20G) (28G, 22G, 47G, 35G) ( ) (40G, 27G, 44N) ( ) (39G, 25B, 52N) (27N, 34G, 37G) (53N) (27G) (26N, 23G) (40N, 27G, 28G, 37N)

OPPONENTS: ( ) (32G, 38G) (43G, 40G) (45G, 25G) (21G, 45G) (47N, 49G, 40G, 54N) (46N, 39G) (22G, 43G) (40G, 46G, 24G) ( ) (43B, 25G) (22G) (42G, 36G) (28G, 37G, 39G, 42N) (50G) ( )

DEFENSE	T	S	A	FF	FR	PD	Sa	Int
(Top 10)								
M. Carter	158	97	61	2	1	10	0	2
Cain	119	73	46	0	0	5	0	0
Smith	111	72	39	1	1	3	4	0
Carrier	103	63	40	0	1	15	0	0
Minter	99	55	44	1	0	4	0	1
Cox	84	46	38	0	0	5	0	1
Zorich	79	38	41	1	1	0	1	0
Flanigan	77	46	31	0	0	1	11	0
Lincoln	73	61	12	0	0	12	1	1
Miniefield	72	49	23	0	0	10	0	0

SACKS: Flanigan 11.0, Spellman 8.5, Smith 4.0, Thierry 4.0, A. Fontenot 2.5, Lincoln 1.0, Mangum 1.0, Simpson 1.0, Zorich 1.0

TEAM 35.0, OPPONENTS 15.0

BEARS	Opp	
<b>TOTAL FIRST DOWNS</b>	<b>340</b>	<b>316</b>
Rushing	116	81
Passing	201	212
Penalty	23	23
3rd Down: Made/Att	88/207	101/217
3rd Down Pct.	42.5	46.5
4th Down: Made/Att	13/19	10/17
4th Down Pct.	68.4	58.8
<b>OSSESSION AVG.</b>	<b>29:55</b>	<b>30:05</b>
<b>TOTAL NET YARDS</b>	<b>5673</b>	<b>5442</b>
Avg. Per Game	354.6	340.1
Total Plays	1030	1035
Avg. Per Play	5.5	5.3
<b>TOTAL YARDS RUSHING</b>	<b>1930</b>	<b>1441</b>
Avg. Per Game	120.6	90.1
Total Rushes	492	405
<b>TOTAL YARDS PASSING</b>	<b>3743</b>	<b>4001</b>
Avg. Per Game	233.9	250.1
Sacked/Yards Lost	15/95	35/239
Gross Yards	3838	4240
Att./Completions	523/315	595/374
Completion Pct.	60.2	62.9
Had Intercepted	10	16
<b>YARDS/AVERAGE</b>	<b>58/37.4</b>	<b>62/37.3</b>
<b>TOTAL PUNTING AVG.</b>	<b>58/30.9</b>	<b>62/31.8</b>
<b>ENALTIES/YARDS</b>	<b>71/601</b>	<b>104/821</b>
<b>FUMBLES/BALL LOST</b>	<b>26/16</b>	<b>25/13</b>
<b>TOUCHDOWNS</b>	<b>46</b>	<b>41</b>
Rushing	15	9
Passing	29	27
Returns	2	5

BEARS	Att	Cmp	Yds	Cmp%	Yd/Att	TD	TD%	Int	Int%	Lg	Sack/Lost	Rating
Kramer	522	315	3838	60.3	7.35	29	5.6	10	1.9	76	15/95	93.5
Conway	1	0	0	0.0	0.00	0	0.0	0	0.0	0	0/0	39.6
BEARS	523	315	3838	60.2	7.34	29	5.5	10	1.9	76	15/95	93.4
OPPONENTS	595	374	4240	62.9	7.13	27	4.5	16	2.7	99	35/239	88.1

#### USUAL STARTERS

Offense	
WR	Jeff Graham
LT	Andy Heck
LG	Todd Perry
C	Jerry Fontenot
RG	Jay Leeuwenburg
RT	James Williams
TE	Keith Jennings
WR	Curtis Conway
QB	Erik Kramer
RB	Rashaan Salaam
FB	Tony Carter

Defense	
RE	John Thierry
RT	Chris Zorich
LT	Jim Flanigan
LE	Alonzo Spellman
WLB	Ron Cox
MLB	Joe Cain
SLB	Vinson Smith
RCB	Jeremy Lincoln
LCB	Donnell Woodford
SS	Marty Carter
FS	Mark Carrier

#### RANKINGS

Team Stats	Bears	Avg	Rank
Total Yards	5673	354.6	9
Rushing Yards	1930	120.6	9
Passing Yards	3743	233.9	12
Points Scored	392	24.5	12

	Opp	Avg	Rank
Total Yards	5442	340.1	19
Rushing Yards	1441	90.1	5
Passing Yards	4001	250.1	271
Points Scored	360	22.5	12



### 1996 CHICAGO BEARS STATISTICS

**Record: 7-9, .438**  
**3rd Place, NFC Central**  
**Head Coach: Dave Wannstedt**

Date	W/L	Time	Opponent	Score
09/02	W	22-6	DALLAS	63,076
09/08	L	3-10	at Washington	52,711
09/15	L	14-20	MINNESOTA	61,301
09/22	L	16-35	at Detroit	70,022
09/29	W	19-17	OAKLAND	57,062
10/06	L	6-37	GREEN BAY	65,480
10/13	L	24-27	at New Orleans	43,512
10/28	W	15-13	at Minnesota	58,143
11/03	W	13-10	TAMPA BAY	58,727
11/10	L	12-17	at Denver	75,555
11/17	L	10-14	at Kansas City	76,762
11/24	W	31-14	DETROIT	55,864
12/01	L	17-28	at Green Bay	59,682
12/08	W	35-9	ST. LOUIS	45,075
12/14	W	27-14	SAN DIEGO	49,763
12/22	L	19-34	at Tampa Bay	51,572

Score by Period	1	2	3	4	OT	Tot
BEARS	70	89	57	67	0	283
OPPONENTS	48	140	62	55	0	305

SCORING	TDs:Ru-Pa-R	K-PAT	FG	2pt	Pts			
Jaeger	0	0	0	0	23/23	19/23	0	80
Conway	7	0	7	0	0	0	0	42
Engram	6	0	6	0	0	0	0	36
R. Harris	5	4	1	0	0	0	0	30
Salaam	4	3	1	0	0	0	0	24
Huerta TM	0	0	0	0	3/3	4/7	0	15
Cox	1	0	0	1	0	0	0	6
Faulkerson	1	0	1	0	0	0	0	6
Flanigan	1	0	1	0	0	0	0	6
Krieg	1	1	0	0	0	0	0	6
Lowery	1	0	0	1	0	0	0	6
Mathews	1	1	0	0	0	0	0	6
Spears	1	0	1	0	0	0	0	6
Wetnight	1	0	1	0	0	0	0	6
Woolford	1	0	0	1	0	0	0	6
<b>BEARS</b>	<b>31</b>	<b>9</b>	<b>19</b>	<b>3</b>	<b>26/26</b>	<b>23/30</b>	<b>1</b>	<b>283</b>
<b>OPPONENTS</b>	<b>37</b>	<b>13</b>	<b>21</b>	<b>3</b>	<b>35/36</b>	<b>16/23</b>	<b>0</b>	<b>305</b>

2-Pt. Conversions: TEAM 0-5, OPPONENTS 0-1.

PUNTING	No	Yds	Avg	Net	TB	In	Lg	B
Sauerbrun	78	3491	44.8	34.9	12	15	72	0
<b>BEARS</b>	<b>78</b>	<b>3491</b>	<b>44.8</b>	<b>34.9</b>	<b>12</b>	<b>15</b>	<b>72</b>	<b>0</b>
<b>OPPONENTS</b>	<b>73</b>	<b>3047</b>	<b>40.1</b>	<b>34.0</b>	<b>9</b>	<b>25</b>	<b>60</b>	<b>1</b>

INTS	No	Yds	Avg	Lg	TD
Woolford	6	37	6.2	28	1
M. Carter	3	34	11.3	29	0
Marshall	2	20	10.0	20	0
Carrier	2	0	0.0	0	0
W. Harris	2	0	0.0	0	0
Burton	1	11	11.0	11	0
Minter	1	5	5.0	5	0
<b>BEARS</b>	<b>17</b>	<b>107</b>	<b>6.3</b>	<b>29</b>	<b>1</b>
<b>OPPONENTS</b>	<b>18</b>	<b>94</b>	<b>5.2</b>	<b>27</b>	<b>0</b>

KO RETURNS	No	Yds	Avg	Lg	TD
Ja. Jackson	27	619	22.9	60	0
Engram	25	580	23.2	45	0
Faulkerson	4	63	15.8	20	0
Marshall	0	75	---	75	0
<b>BEARS</b>	<b>56</b>	<b>1337</b>	<b>23.9</b>	<b>88</b>	<b>0</b>
<b>OPPONENTS</b>	<b>52</b>	<b>1115</b>	<b>21.4</b>	<b>90</b>	<b>1</b>

TOTAL FIRST DOWNS	BEARS	OPP
Rushing	104	87
Passing	176	183
Penalty	20	25
3rd Down: Made/Att	78/231	79/206
3rd Down Pct.	33.8	38.3
4th Down: Made/Att	20/28	8/14
4th Down Pct.	71.4	57.1
<b>POSSESSION AVG.</b>	<b>30:51</b>	<b>29:09</b>
<b>TOTAL NET YARDS</b>	<b>4905</b>	<b>4884</b>
Avg. Per Game	306.6	305.3
Total Plays	1046	981
Avg. Per Play	4.7	5.0
<b>NET YARDS RUSHING</b>	<b>1720</b>	<b>1617</b>
Avg. Per Game	107.5	101.1
Total Rushes	472	427
<b>NET YARDS PASSING</b>	<b>3185</b>	<b>3267</b>
Avg. Per Game	199.1	204.2
Sacked/Yards Lost	23/165	30/209
Gross Yards	3350	3476
Att./Completions	551/318	524/314
Completion Pct.	57.7	59.9
Had Intercepted	18	17
<b>PUNTS/AVERAGE</b>	<b>78/44.8</b>	<b>76/40.1</b>
<b>NET PUNTING AVG.</b>	<b>78/349.8</b>	<b>76/340.0</b>
<b>PENALTIES/YARDS</b>	<b>103/808</b>	<b>113/849</b>
<b>FUMBLE/BALL LOST</b>	<b>25/9</b>	<b>29/11</b>
<b>TOUCHDOWNS</b>	<b>31</b>	<b>37</b>
Rushing	9	13
Passing	19	21
Returns	3	3

RUSHING	No	Yds	Avg	Lg	TD
R. Harris	194	748	3.9	23	4
Salaam	143	496	3.5	32	3
Green	60	249	4.2	19	0
Hicks	27	92	3.4	23	0
Conway	8	50	6.3	19	0
T. Carter	11	43	3.9	23	0
Timpson	3	21	7.0	13	0
Krieg	16	12	0.8	2	1
Kramer	8	4	0.5	3	0
Sauerbrun	1	3	3.0	3	0
Mathews	1	2	2.0	2	1
<b>BEARS</b>	<b>472</b>	<b>1720</b>	<b>3.6</b>	<b>32</b>	<b>9</b>
<b>OPPONENTS</b>	<b>427</b>	<b>1617</b>	<b>3.8</b>	<b>63</b>	<b>13</b>

RECEIVING	No	Yds	Avg	Lg	TD
Conway	81	1049	13.0	58	7
Timpson	62	802	12.9	49	0
T. Carter	41	233	5.7	29	0
Engram	33	389	11.8	24	6
R. Harris	32	296	9.3	47	1
Wetnight	21	223	10.6	38	1
Green	13	78	6.0	18	0
Neely	9	92	10.2	21	0
Salaam	7	44	6.3	11	1
Jennings	6	56	9.3	20	0
Cash	4	42	10.5	14	0
Ja. Jackson	4	39	9.8	14	0
Krieg	1	5	5.0	5	0
Faulkerson	1	1	1.0	1	1
Flanigan	1	1	1.0	1	1
Spears	1	1	1.0	1	1
Hicks	1	-1	-1.0	-1	0
<b>BEARS</b>	<b>318</b>	<b>3350</b>	<b>10.5</b>	<b>58</b>	<b>19</b>
<b>OPPONENTS</b>	<b>314</b>	<b>3476</b>	<b>11.1</b>	<b>62</b>	<b>21</b>

PUNT RET.	Ret	FC	Yds	Avg	Lg	TD
Engram	31	19	282	9.1	34	0
<b>BEARS</b>	<b>31</b>	<b>19</b>	<b>282</b>	<b>9.1</b>	<b>34</b>	<b>0</b>
<b>OPPONENTS</b>	<b>42</b>	<b>12</b>	<b>527</b>	<b>12.5</b>	<b>88</b>	<b>2</b>

FGs	1-19	20-29	30-39	40-49	50+
Jaeger	0/0	4/4	3/4	12/15	0/0
Huerta	0/0	0/0	3/5	1/2	0/0
<b>BEARS</b>	<b>0/0</b>	<b>4/4</b>	<b>6/9</b>	<b>13/17</b>	<b>0/0</b>
<b>OPPONENTS</b>	<b>0/0</b>	<b>6/7</b>	<b>4/4</b>	<b>3/9</b>	<b>3/3</b>

Huerta: (31G, 35N, 42G, 34G) (37G, 39N) (44N)  
 Jaeger: ( ) ( ) (46G) (44G, 24G, 40G, 30G) (40G, 41G) (26G, 32N) (44N, 46N, 41G, 44G) (27G, 47N, 23G) (35G, 48G) (49G) (42G) (34G) ( ) (45G, 40G) ( )

**OPPONENTS** (28G, 43N, 28G) (50G, 44N) (33G, 34G) ( ) (28G) (32G) (34G, 54G) (41G, 43G, 48B) (45G) (24G) ( ) ( ) (46N) (45N, 25G) (48N, 26N) (50G, 22G)

DEFENSE	(Top 19)	T	S	A	FF	FR	PD	SA	Int
M. Carter	180	102	78	1	0	14	0	3	0
Cain	124	68	56	3	0	1	1	0	0
W. Harris	113	93	20	2	1	18	0	0	0
Minter	106	56	50	1	0	4	1.5	1	0
Cox	99	56	43	1	3	2	3	0	0
Smith	89	48	41	0	2	1	1	0	0
Woolford	78	63	15	0	0	20	0	6	0
Spellman	78	46	32	3	0	2	8	0	0
Flanigan	78	43	35	0	0	1	5	0	0
Carrier	76	40	36	1	1	7	0	2	0

**SACKS:** Spellman 5.0, Flanigan 5.0, A. Fontenot 4.5, Cox 3.0, Thierry 2.0, Minesfield 1.5, Minter 1.5, Simpson 1.5, Cain 1.0, Mangum 1.0, Smith 1.0

**TEAM 30.0, OPPONENTS 23.0**

PASSING	Att	Cmp	Yds	Cmp%	Yd/Att	TD	TD%	Int	Int%	Lg	Sack/Lost	Rating
Krieg	377	226	2278	59.9	6.04	14	3.7	12	3.2	53	14/104	76.3
Kramer	150	73	781	48.7	5.21	3	2.0	6	4.0	58	7/53	54.3
Mathews	17	13	158	76.5	9.29	1	5.9	0	0.0	26	1/3	124.1
Stenstrom	4	3	37	75.0	9.25	0	0.0	0	0.0	28	1/5	103.1
Sauerbrun	2	2	63	100.0	31.50	0	0.0	0	0.0	47	0/0	118.8
Conway	1	1	33	100.0	33.00	1	100.0	0	0.0	33	0/0	158.3
<b>BEARS</b>	<b>551</b>	<b>318</b>	<b>3350</b>	<b>57.7</b>	<b>6.08</b>	<b>19</b>	<b>3.4</b>	<b>18</b>	<b>3.3</b>	<b>58</b>	<b>23/165</b>	<b>73.4</b>
<b>OPPONENTS</b>	<b>524</b>	<b>314</b>	<b>3476</b>	<b>59.9</b>	<b>6.63</b>	<b>21</b>	<b>4.0</b>	<b>17</b>	<b>3.2</b>	<b>62</b>	<b>30/209</b>	<b>79.5</b>

USUAL STARTERS	
<b>Offense</b>	<b>Defense</b>
WR ... Curtis Conway	RE ... Alonzo Spellman
LT ... Andy Heck	RT ... Carl Simpson
LG ... Todd Perry	LT ... Jim Flanigan
C ... Jerry Fontenot	LE ... Albert Fontenot
RG ... Todd Burger	WLB ... Vinson Smith
RT ... James Williams	MLB ... Bryan Cox
TE ... Keith Jennings	SLB ... Joe Cain
WR ... Michael Timpson	RCB ... Walt Harris
QB ... Dave Krieg	LCB ... Donnell Woolford
RB ... Raymont Harris	SS ... Marty Carter
FB ... Tony Carter	FS ... Mark Carrier

RANKINGS			
<b>Team Stats</b>	<b>Bears</b>	<b>Avg</b>	<b>Rank</b>
Total Yards	4905	306.6	21
Rushing Yards	1720	107.5	16
Passing Yards	3185	199.1	19
Points Scored	283	17.7	-
<b>Opp</b>	<b>Avg</b>	<b>Rank</b>	
Total Yards	4884	305.3	12
Rushing Yards	1617	101.1	11
Passing Yards	3267	204.2	14
Points Scored	305	19.1	-

### 1997 CHICAGO BEARS STATISTICS

**Record: 4-12, .250**  
**5th Place, NFC Central**  
**Head Coach: Dave Wannstedt**

Score by Period	1	2	3	4	OT	Tot
BEARS	61	72	36	91	3	263
OPPONENTS	78	123	107	113	0	421

SCORING	TDs:Ru-Pa-R	K-PAT	FG	2Pt	Pts			
Jaeger	0	0	0	20/20	21/26	0	83	
R. Harris	10	10	0	0	0	0	60	
Proehl	7	0	7	0	0	0	44	
Penn	3	0	3	0	0	0	18	
Engram	2	0	2	0	0	0	14	
Kramer	2	2	0	0	0	0	12	
Autry	1	1	0	0	0	0	8	
Mirer	1	1	0	0	0	0	8	
Conway	1	0	1	0	0	0	6	
Wetnight	1	0	1	0	0	0	6	
Flanigan	0	0	0	0	0	0	2	
<b>BEARS</b>	<b>28</b>	<b>14</b>	<b>14</b>	<b>0</b>	<b>20/20</b>	<b>21/26</b>	<b>1</b>	<b>263</b>
<b>OPPONENTS</b>	<b>50</b>	<b>18</b>	<b>25</b>	<b>7</b>	<b>45/45</b>	<b>24/32</b>	<b>0</b>	<b>421</b>

**2-Pl. Conversions:** Autry, Engram, Flanigan, Mirer, Proehl, TEAM 5-8, OPPONENTS 2-5.

RUSHING	No	Yds	Avg	Lg	TD
R. Harris	275	1033	3.8	68T	10
Autry	112	319	2.8	17	1
Salaam	31	112	3.6	17	0
Kramer	27	83	3.1	31	2
Mirer	20	78	3.9	20	1
T. Carter	9	56	6.2	16	0
Harmon LG	10	36	3.6	14	0
Harmon TM	2	6	3.0	4	0
Conway	3	17	5.7	10	0
Hicks	4	14	3.5	8	0
Smith	1	12	12.0	12	0
Sauerbrun	2	8	4.0	8	0
Hughes	1	3	3.0	3	0
Le Bel	1	0	0.0	0	0
Penn	1	-1	-1.0	-1	0
<b>BEARS</b>	<b>490</b>	<b>1746</b>	<b>3.6</b>	<b>68T</b>	<b>14</b>
<b>OPPONENTS</b>	<b>421</b>	<b>1858</b>	<b>4.4</b>	<b>76</b>	<b>18</b>

RECEIVING	No	Yds	Avg	Lg	TD
Proehl	58	753	13.0	78T	7
Penn	47	576	12.3	33	3
Wetnight	46	464	10.1	34	1
Engram	45	399	8.9	23	2
Conway	30	476	15.9	55T	1
R. Harris	28	115	4.1	16	0
Ton. Carter	24	152	6.3	19	0
Harmon LG	18	197	10.9	27	0
Harmon TM	2	8	4.0	6	0
Jennings	14	164	11.7	23	0
Bowens	12	146	12.2	21	0
Autry	9	59	6.6	14	0
Allred	8	70	8.8	16	0
Hughes	8	68	8.5	16	0
Smith	2	22	11.0	12	0
Salaam	2	20	10.0	16	0
T. Allen	1	9	9.0	9	0
<b>BEARS</b>	<b>336</b>	<b>3501</b>	<b>10.4</b>	<b>78T</b>	<b>14</b>
<b>OPPONENTS</b>	<b>273</b>	<b>3289</b>	<b>12.0</b>	<b>89T</b>	<b>25</b>

	Bears	Opp
<b>TOTAL FIRST DOWNS</b>	<b>305</b>	<b>281</b>
Rushing	94	97
Passing	188	156
Penalty	23	28
3rd Down: Made/Att	91/253	60/189
3rd Down Pct.	36.0	31.7
4th Down: Made/Att	14/27	3/9
4th Down Pct.	51.9	33.3
<b>POSSESSION AVG.</b>	<b>33:08</b>	<b>26:52</b>
<b>TOTAL NET YARDS</b>	<b>4987</b>	<b>4888</b>
Avg. Per Game	311.7	305.5
Total Plays	1128	935
Avg. Per Play	4.4	5.2
<b>NET YARDS RUSHING</b>	<b>1746</b>	<b>1858</b>
Avg. Per Game	109.1	116.1
Total Rushes	490	421
<b>NET YARDS PASSING</b>	<b>3241</b>	<b>3030</b>
Avg. Per Game	202.6	189.4
Sacked/Yards Lost	43/260	38/259
Gross Yards	3501	3289
Att./Completions	595/336	476/273
Completion Pct.	56.5	57.4
Had Intercepted	22	13
<b>PUNTS/AVERAGE</b>	<b>96/42.5</b>	<b>81/43.5</b>
<b>NET PUNTING AVG.</b>	<b>96/32.6</b>	<b>81/36.6</b>
<b>PENALTIES/YARDS</b>	<b>107/867</b>	<b>93/763</b>
<b>FUMBLES/BALL LOST</b>	<b>33/19</b>	<b>25/17</b>
<b>TOUCHDOWNS</b>	<b>28</b>	<b>50</b>
Rushing	14	18
Passing	14	25
Returns	0	7

PASSING	Att	Cmp	Yds	Cmp%	Yd/Att	TD	TD%	Int	Int%	Lg	Sack/Lost	Rating
Kramer	477	275	3011	57.7	6.31	14	2.9	14	2.9	78T	25/149	74.0
Mirer	103	53	420	51.5	4.08	0	0.0	6	5.8	34	16/92	37.7
Stensrom	14	8	70	57.1	5.00	0	0.0	2	14.3	18	2/19	31.0
Conway	1	0	0	0.0	0.0	0	0.0	0	0.0	0	0/0	29.6
<b>BEARS</b>	<b>595</b>	<b>336</b>	<b>3501</b>	<b>56.5</b>	<b>5.88</b>	<b>14</b>	<b>2.4</b>	<b>22</b>	<b>3.7</b>	<b>78T</b>	<b>43/260</b>	<b>66.1</b>
<b>OPPONENTS</b>	<b>476</b>	<b>273</b>	<b>3289</b>	<b>57.4</b>	<b>6.91</b>	<b>25</b>	<b>5.3</b>	<b>13</b>	<b>2.7</b>	<b>89T</b>	<b>38/259</b>	<b>64.8</b>

PUNTING	No	Yds	Avg	Net	TB	In	Lg	B
Sauerbrun	95	4059	42.7	32.8	11	26	67	0
Jaeger	1	18	18.0	18.0	0	0	18	0
<b>BEARS</b>	<b>96</b>	<b>4077</b>	<b>42.5</b>	<b>32.6</b>	<b>11</b>	<b>26</b>	<b>67</b>	<b>0</b>
<b>OPPONENTS</b>	<b>81</b>	<b>3526</b>	<b>43.5</b>	<b>36.6</b>	<b>12</b>	<b>28</b>	<b>72</b>	<b>0</b>

INTS	No	Yds	Avg	Lg	TD
W. Harris	5	30	6.0	12	0
Tom Carter	3	12	4.0	12	0
Mangum	2	4	2.0	4	0
Marshall TM	2	0	0	0	0
Marshall	1	14	14.0	14	0
<b>BEARS</b>	<b>13</b>	<b>60</b>	<b>4.6</b>	<b>14</b>	<b>0</b>
<b>OPPONENTS</b>	<b>22</b>	<b>328</b>	<b>14.9</b>	<b>38T</b>	<b>1</b>

KO RETURNS	No	Yds	Avg	Lg	TD
Hughes	43	1008	23.4	58	0
Bowens	15	396	20.8	36	0
Smith	10	196	19.6	28	0
Allred	2	21	10.5	11	0
Ton. Carter	2	34	17.0	19	0
Engram	2	27	13.5	20	0
Harmon LG	1	16	16.0	16	0
Wetnight	1	9	9.0	9	0
Marshall TM	0	3	---	3	0
<b>BEARS</b>	<b>79</b>	<b>1694</b>	<b>21.4</b>	<b>58</b>	<b>0</b>
<b>OPPONENTS</b>	<b>52</b>	<b>1237</b>	<b>23.8</b>	<b>69</b>	<b>0</b>

PUNT RET.	Ret	FC	Yds	Avg	Lg	TD
Hughes	36	7	258	7.2	19	0
Proehl	8	1	59	7.4	14	0
Dulaney	1	0	0	0.0	0	0
Engram	1	0	4	4.0	4	0
<b>BEARS</b>	<b>46</b>	<b>8</b>	<b>321</b>	<b>7.0</b>	<b>19</b>	<b>0</b>
<b>OPPONENTS</b>	<b>52</b>	<b>16</b>	<b>727</b>	<b>14.0</b>	<b>83T</b>	<b>2</b>

FGs	1-19	20-29	30-39	40-49	50+
Jaeger	0/0	8/9	8/10	4/6	1/1
<b>BEARS</b>	<b>0/0</b>	<b>8/9</b>	<b>8/10</b>	<b>4/6</b>	<b>1/1</b>
<b>OPPONENTS</b>	<b>0/0</b>	<b>9/9</b>	<b>12/12</b>	<b>3/9</b>	<b>0/2</b>
Jaeger:(42G) (39G) ( ) (38G) (21G) (23G) (41G) (39G, 23G, 47G, 35G) ( ) (29G, 22G, 36G) (34N, 32N) (32G, 25G, 41N) (52G, 32G, 45N) (41G, 38G) (22B, 27G, 20G) ( )					
<b>OPPONENTS</b> (38G, 36G, 29G) (33G, 40N, 28G, 42N) (23G, 33G, 29G, 32G) (27G) (33G, 23G, 38G) (48G) (37G) ( ) (38G) (53N) (48N, 34G, 36G, 34G) (50N, 40N) (40G, 29G) (41N, 43G) (40N, 28G) (20G)					

DEFENSE	T	S	A	FF	FR	PD	Sa	Int
Mangum	149	79	69	0	2	9	1	2
Minter	134	69	58	1	3	3	6	0
B. Cox	133	77	50	1	1	5	5	0
W. Harris	94	75	15	4	1	19	0	5
R. Cox	83	44	37	1	0	2	1	0
Flanigan	81	45	28	2	3	0	6	0
Simpsom	61	26	30	0	0	5	4	5
T. Carter	56	49	7	0	0	19	0	3
Reeves	52	24	27	0	1	0	0	5
<b>SACKS:</b> Flanigan 6.0, Minter 6.0, B. Cox 5.0, Simpson 4.5, Thomas 4.5, Marshall TM 3.0, Thierry 3.0, Spellman 2.0, M. Carter 1.0, R. Cox 1.0, Mangum 1.0, Grasmanis 0.5, Reeves 0.5								
<b>TEAM 38.0, OPPONENTS 43.0</b>								

#### USUAL STARTERS

Offense	Defense
WR ... Bobby Engram	RE ... Carl Reeves
LT ... Andy Heck	RT ... Carl Simpson
LG ... Todd Perry	LT ... Jim Flanigan
C ... Chris Villarrial	LE ... John Thierry
RG ... Todd Burger	WLB ... Barry Minter
RT ... James Williams	MLB ... Bryan Cox
TE ... Keith Jennings	SLB ... Ron Cox
WR ... Ricky Proehl	RCB ... Walt Harris
QB ... Erik Kramer	LCB ... Tom Carter
RB ... Raymond Harris	SS ... Marty Carter
FB ... Tony Carter	FS ... John Mangum

#### RANKINGS

Team Stats	Bears	Avg	Rank
Total Yards	4987	311.7	17
Rushing Yards	1746	109.1	16
Passing Yards	3241	202.6	16
Points Scored	263	16.4	---
Opp	Avg	Rank	
Total Yards	4888	305.5	12
Rushing Yards	1858	116.1	19
Passing Yards	3030	189.4	11
Points Scored	421	26.3	---



### 1998 CHICAGO BEARS STATISTICS

**Record: 4-12, .250**  
**5th Place, NFC Central**  
**Head Coach: Dave Wannstedt**

Date	Opponent	Result	Score
09/06	L 23-24	JACKSONVILLE	55,614
09/13	L 12-17	at Pittsburgh	59,084
09/20	L 15-27	at Tampa Bay	64,328
09/27	L 28-31	MINNESOTA	57,783
10/04	W 31-27	DETROIT	55,562
10/11	L 7-20	at Arizona	47,860
10/18	W 13-12	DALLAS	59,201
10/25	W 23-20	at Tennessee	40,089
11/08	L 12-20	ST. LOUIS	50,263
11/15	L 3-26	at Detroit	63,152
11/22	L 13-20	at Atlanta	60,804
11/29	L 17-31	TAMPA BAY	51,938
12/06	L 22-48	at Minnesota	64,247
12/13	L 20-26	at Green Bay	59,813
12/20	W 24-3	BALTIMORE	40,853
12/27	L 13-16	GREEN BAY	58,393

Category	Bears	Opp
<b>TOTAL FIRST DOWNS</b>	<b>264</b>	<b>300</b>
Rushing	89	121
Passing	154	155
Penalty	21	24
3rd Down: Made/Att	75/215	80/196
3rd Down Pct.	34.9	40.8
4th Down: Made/Att	11/25	3/6
4th Down Pct.	44.0	50.0
<b>POSSESSION AVG.</b>	<b>29:26</b>	<b>30:34</b>
<b>TOTAL NET YARDS</b>	<b>4766</b>	<b>5103</b>
Avg. Per Game	297.9	318.9
Total Plays	979	963
Avg. Per Play	4.9	5.3
<b>NET YARDS RUSHING</b>	<b>1713</b>	<b>1875</b>
Avg. Per Game	107.1	117.2
Total Rushes	454	479
<b>NET YARDS PASSING</b>	<b>3053</b>	<b>3228</b>
Avg. Per Game	190.8	201.8
Sacked/Yards Lost	31/224	28/173
Gross Yards	3277	3401
Att./Completions	494/284	456/292
Completion Pct.	57.5	64.0
Had Intercepted	13	14
<b>PUNTS/AVERAGE</b>	<b>80/42.6</b>	<b>72/48.2</b>
<b>NET PUNTING AVG.</b>	<b>80/36.5</b>	<b>72/35.7</b>
<b>PENALTIES/YARDS</b>	<b>86/714</b>	<b>102/852</b>
<b>FUMBLES/BALL LOST</b>	<b>29/21</b>	<b>33/14</b>
<b>TOUCHDOWNS</b>	<b>30</b>	<b>42</b>
Rushing	9	12
Passing	16	27
Returns	5	3

PASSING	Att	Cmp	Yds	Cmp%	Yd/Att	TD	TD%	Int	Int%	Lg	Sack/Lost	Rating
Kramer	250	151	1823	60.4	7.29	9	3.6	7	2.8	791	10/71	83.1
Stenstrom	196	112	1252	57.1	6.39	4	2.0	6	3.1	48	19/137	70.4
Moreno	43	19	166	44.2	3.86	1	2.3	0	0.0	211	2/16	62.7
Bennett	2	1	18	50.0	9.00	1	50.0	0	0.0	181	0/0	120.8
Horan	2	1	18	50.0	9.00	1	50.0	0	0.0	181	0/0	120.8
Conway	1	0	0	0.0	0.00	0	0.0	0	0.0	0	0/0	39.6
<b>BEARS</b>	<b>494</b>	<b>284</b>	<b>3277</b>	<b>57.5</b>	<b>6.63</b>	<b>16</b>	<b>3.2</b>	<b>13</b>	<b>2.6</b>	<b>791</b>	<b>31/224</b>	<b>77.5</b>
<b>OPPONENTS</b>	<b>456</b>	<b>292</b>	<b>3401</b>	<b>64.0</b>	<b>7.46</b>	<b>27</b>	<b>5.9</b>	<b>14</b>	<b>3.1</b>	<b>981</b>	<b>28/173</b>	<b>93.5</b>

Score by Period	1	2	3	4	OT	Tot
BEARS	51	95	53	77	0	276
OPPONENTS	61	104	116	87	0	368

SCORING	TDs:Ru-Pa-R	K-PAT	FG	2pt	Pts			
Jaeger	0	0	0	27/28	21/26	0	90	
Engram	5	0	5	0	0	30	30	
Penn	3	0	3	0	0	20	20	
Conway	3	0	3	0	0	20	20	
Milburn	3	0	3	0	0	18	18	
J. Allen	2	1	1	0	0	12	12	
Bennett	2	2	0	0	0	12	12	
Chaney	2	2	0	0	0	12	12	
Stenstrom	2	2	0	0	0	12	12	
Weightnt	2	0	2	0	0	12	12	
Bowles	1	0	1	0	0	6	6	
Hallock	1	1	0	0	0	6	6	
W. Harris	1	0	1	0	0	6	6	
Kramer	1	1	0	0	0	6	6	
S. Lee	1	0	0	1	0	6	6	
M. Robinson	1	0	1	0	0	6	6	
Thierry	0	0	0	0	1	2	2	
<b>BEARS</b>	<b>30</b>	<b>9</b>	<b>16</b>	<b>5</b>	<b>27/28</b>	<b>21/26</b>	<b>2</b>	<b>276</b>
<b>OPPONENTS</b>	<b>42</b>	<b>12</b>	<b>27</b>	<b>3</b>	<b>36/38</b>	<b>26/31</b>	<b>0</b>	<b>368</b>

2-Pt. Conversions: Penn, TEAM 1-2, OPPONENTS 1-4.

RUSHING	No	Yds	Avg	Lg	TD
Bennett	173	611	3.5	43	2
Enis	133	497	3.7	29	0
J. Allen	58	270	4.7	57	1
Chaney	29	122	4.2	14	2
Stenstrom	18	79	4.4	14	2
Conway	5	48	9.6	29	0
Hallock	13	41	3.2	14	1
Kramer	13	17	1.3	8	1
Moreno	4	9	2.3	9	0
Milburn	4	8	2.0	3	0
Morris	3	8	2.7	6	0
Engram	1	3	3.0	3	0
<b>BEARS</b>	<b>454</b>	<b>1713</b>	<b>3.8</b>	<b>57</b>	<b>9</b>
<b>OPPONENTS</b>	<b>479</b>	<b>1875</b>	<b>3.9</b>	<b>50</b>	<b>12</b>

RECEIVING	No	Yds	Avg	Lg	TD
Engram	64	987	15.4	791	5
Conway	54	733	13.6	47	3
Penn	31	448	14.5	37	3
Bennett	28	209	7.5	31	0
Hallock	25	166	6.6	16	0
Weightnt	23	168	7.3	30	2
Mayes	21	217	10.3	22	0
Chaney	11	102	9.3	15	0
J. Allen	8	77	9.6	33	1
Enis	6	20	3.3	7	0
Bowles	5	69	13.8	44	1
M. Robinson	4	44	11.0	201	1
Milburn	4	37	9.3	13	0
<b>BEARS</b>	<b>284</b>	<b>3277</b>	<b>11.5</b>	<b>791</b>	<b>16</b>
<b>OPPONENTS</b>	<b>292</b>	<b>3401</b>	<b>11.6</b>	<b>981</b>	<b>27</b>

PUNTING	No	Yds	Avg	Net	TB	Int	Lg	TD
Horan	64	2643	41.3	35.4	4	12	57	0
Sauerbrun	15	741	49.4	42.1	3	6	71	0
Jaeger	1	27	27.0	27.0	0	0	27	0
<b>BEARS</b>	<b>80</b>	<b>3411</b>	<b>42.6</b>	<b>36.5</b>	<b>7</b>	<b>18</b>	<b>71</b>	<b>0</b>
<b>OPPONENTS</b>	<b>72</b>	<b>3084</b>	<b>42.8</b>	<b>35.7</b>	<b>11</b>	<b>20</b>	<b>68</b>	<b>0</b>

INTS	No	Yds	Avg	Lg	TD
W. Harris	4	41	10.3	26	1
Collins	3	29	9.7	28	0
T. Carter	2	20	10.0	19	0
Minter	1	17	17.0	17	0
Thierry	1	14	14.0	14	0
Parrish	1	8	8.0	8	0
Cousin	1	0	0.0	0	0
S. Harris	1	0	0.0	0	0
<b>BEARS</b>	<b>14</b>	<b>129</b>	<b>9.2</b>	<b>28</b>	<b>1</b>
<b>OPPONENTS</b>	<b>13</b>	<b>146</b>	<b>11.2</b>	<b>331</b>	<b>1</b>

KO RETURNS	No	Yds	Avg	Lg	TD
Milburn	62	1550	25.0	941	2
Chaney	2	18	9.0	18	0
Bowles	1	19	19.0	19	0
Wiegmann	1	8	8.0	8	0
<b>BEARS</b>	<b>66</b>	<b>1595</b>	<b>24.2</b>	<b>941</b>	<b>2</b>
<b>OPPONENTS</b>	<b>55</b>	<b>1697</b>	<b>19.9</b>	<b>40</b>	<b>0</b>

PUNT RET.	Ret	FC	Yds	Avg	Lg	TD
Milburn	25	15	291	11.6	931	1
<b>BEARS</b>	<b>25</b>	<b>15</b>	<b>291</b>	<b>11.6</b>	<b>931</b>	<b>1</b>
<b>OPPONENTS</b>	<b>38</b>	<b>19</b>	<b>349</b>	<b>9.2</b>	<b>53</b>	<b>1</b>

FGs	1-19	20-29	30-39	40-49	50+
Jaeger	2/2	8/9	9/10	1/4	1/1
<b>BEARS</b>	<b>2/2</b>	<b>8/9</b>	<b>9/10</b>	<b>1/4</b>	<b>1/1</b>
<b>OPPONENTS</b>	<b>2/2</b>	<b>12/12</b>	<b>3/4</b>	<b>7/10</b>	<b>2/3</b>

Jaeger:(45G, 35G, 42N, 19G) (19G, 36G) (26G, 29G, 52G) ( ) (23G) ( ) (22G, 29G) (39G, 26G, 34N, 33G) (31G) (31G, 43N) (35G, 32G) (33G) ( ) ( ) ( ) (20G) (29G, 48N, 21G)

**OPPONENTS** (23G) (49G) ( ) (50G) (28G, 53N, 43G) (49G, 46N, 40G) (23G, 23G) (29G, 19G, 49B) (24G, 33G) (24G, 25G) (50G, 44G) (28G) (30G, 20G) (35G, 43G, 40G, 24G) (45B, 27G) (39N, 18G)

DEFENSE	(Top 19)	T	S	A	FF	FR	PD	Sa	I
M. Carter	159	101	58	0	2	5	0	0	0
Minter	140	93	44	2	1	2	1	0	0
Parrish	111	70	35	5	2	7	1	0	0
S. Harris	107	70	35	1	0	2	1	0	0
Wells	98	51	44	0	0	3	3	0	0
Flanigan	86	34	42	1	1	0	8.5	0	0
W. Harris	85	65	19	1	1	21	0	0	0
Cousin	73	55	17	1	2	18	0	0	0
McDonald	57	36	18	2	0	4	1	0	0
Lee	57	30	24	1	1	0	0	0	0

**SACKS:** Flanigan 8.5, Thomas TM 4.5, Thierry 3.1, Wells 3.0, S. Lee 2.0, Grasmann 1.0, S. Harris 1.0, McDonald 1.0, Minter 1.0, Parrish 1.0, Reeves 1.0, B. Robinson 0.5

**TEAM 28.0, OPPONENTS 31.0**

USUAL STARTERS																					
Offense						Defense															
WR ... Bobby Engram	RE ... Shawn Lee	LT ... Andy Heck	RT ... Mike Wells	LG ... Todd Perry	LT ... Jim Flanigan	C ... Casey Wiegmann	LE ... John Thierry	RG ... Chris Villarrial	WLB ... Sean Harris	RT ... James Williams	MLB ... Barry Minter	TE ... Alonzo Mayes	TE ... Rico McDonald	WR ... Curtis Conway	RCB ... Walt Harris	QB ... Erik Kramer	LCB ... Terry Cousin	RB ... Edgar Bennett	SS ... Marty Carter	FB ... Ty Hallock	FS ... Tony Parrish

RANKINGS			
Team Stats	Bears	Avg	Rank
Total Yards	4766	297.9	21
Rushing Yards	1713	107.1	17
Passing Yards	3053	190.8	23
Points Scored	276	17.3	23
<b>Opp Avg Rank</b>			
Total Yards	5103	318.9	14
Rushing Yards	1875	117.2	19
Passing Yards	3228	201.8	15
Points Scored	368	23	23

### 1999 CHICAGO BEARS STATISTICS

**Record: 6-10, .375**

**5th Place, NFC Central**  
**Head Coach: Dick Jauron**

Score by Period	1	2	3	4	OT	Tot
BEARS	52	69	84	64	3	272
OPPONENTS	64	135	47	92	3	341

SCORING	TDs: Ru-Pa-R	K-PAT	FG	Pnt	Pts	
M. Robinson	9	0	0	0	54	
Boniol	0	0	0	17/18	11/18	0
Enis	5	3	2	0	30	
Conway	4	0	4	0	24	
Engram	4	0	4	0	24	
Booker	3	0	3	0	18	
Gowins	0	0	0	3/3	4/6	0
Jaeger	0	0	0	7/7	2/8	0
Allred	1	0	1	0	6	
S. Harris	1	0	1	0	6	
Holmes	0	0	0	0/0	2/2	0
Mayes	1	0	1	0	6	
Milburn	1	0	1	0	6	
Minter	1	0	1	0	6	
Wetnight	1	0	1	0	6	
McNow	0	0	0	0	2	
<b>BEARS</b>	<b>31</b>	<b>4</b>	<b>25</b>	<b>27/28</b>	<b>19/34</b>	<b>0</b>
<b>OPPONENTS</b>	<b>38</b>	<b>11</b>	<b>23</b>	<b>4</b>	<b>38/38</b>	<b>25/36</b>

2-PL Conversions: McNow, TEAM 1-3, OPPONENTS 0-0.

RUSHING	No	Yds	Avg	Lg	TD
Enis	287	916	3.2	19	3
McNow	32	160	5.0	18	0
Allen	32	119	3.7	13	0
Milburn	16	102	6.4	49	1
Matthews	14	31	2.2	14	0
Bennett	6	28	4.7	15	0
Engram	2	11	5.5	9	0
Miller	3	9	3.0	9	0
Booker	1	8	8.0	8	0
Brooks	1	7	7.0	7	0
Conway	1	-2	-2.0	-2	0
Sauerbrun	1	-2	-2.0	-2	0
<b>BEARS</b>	<b>396</b>	<b>1387</b>	<b>3.5</b>	<b>49</b>	<b>4</b>
<b>OPPONENTS</b>	<b>438</b>	<b>1882</b>	<b>4.3</b>	<b>76</b>	<b>11</b>

RECEIVING	No	Yds	Avg	Lg	TD
Engram	88	947	10.8	56	4
M. Robinson	84	1400	16.7	80	9
Enis	45	340	7.6	28	2
Conway	44	426	9.7	30	4
Wetnight	38	277	7.3	22	1
Milburn	20	151	7.6	22	0
Booker	19	219	11.5	57	3
Brooks	14	160	11.4	30	0
Bennett	14	116	8.3	34	0
Allred	13	102	7.8	26	1
Allen	9	91	10.1	17	0
Mayes	8	82	10.3	24	1
Hallock	6	22	3.7	7	0
Bates	2	19	9.5	11	0
<b>BEARS</b>	<b>404</b>	<b>4352</b>	<b>10.8</b>	<b>80</b>	<b>25</b>
<b>OPPONENTS</b>	<b>354</b>	<b>4079</b>	<b>11.5</b>	<b>86</b>	<b>23</b>

PASSING	Att	Cmp	Yds	Cmp%	Yd/Att	TD	Int	Int%	Lg	Sack/Lost	Rating	
Matthews	275	167	1645	60.7	5.96	10	3	6	2.2	56	13/79	80.6
McNow	235	127	1465	54.0	6.23	8	3	4	10	43	80/18/94	66.7
Miller	174	110	1242	63.2	7.14	7	4	0	6	3.4	7/7/1	83.5
<b>BEARS</b>	<b>684</b>	<b>404</b>	<b>4352</b>	<b>59.1</b>	<b>6.36</b>	<b>25</b>	<b>3</b>	<b>4</b>	<b>32</b>	<b>3.2</b>	<b>80/1</b>	<b>38/216</b>
<b>OPPONENTS</b>	<b>583</b>	<b>354</b>	<b>4079</b>	<b>60.7</b>	<b>7.00</b>	<b>23</b>	<b>3</b>	<b>9</b>	<b>14</b>	<b>2.4</b>	<b>86/1</b>	<b>37/257</b>

PUNTING	No	Yds	Avg	Net	TB	In	Lg	B
Sauerbrun	85	3478	40.9	35.4	10	20	65	0
<b>BEARS</b>	<b>85</b>	<b>3478</b>	<b>40.9</b>	<b>35.4</b>	<b>10</b>	<b>20</b>	<b>65</b>	<b>0</b>
<b>OPPONENTS</b>	<b>80</b>	<b>3115</b>	<b>38.9</b>	<b>32.1</b>	<b>10</b>	<b>20</b>	<b>66</b>	<b>0</b>

INTS	No	Yds	Avg	Lg	TD
Hudson	3	28	9.3	28	0
Minter	2	66	33.0	34	1
Cousin	2	1	0.5	1	0
Parrish	1	41	41.0	41	0
Burton	1	37	37.0	37	0
Carter	1	36	36.0	36	0
Burns	1	15	15.0	15	0
Flanigan	1	6	6.0	6	0
S. Harris	1	0	0.0	0	0
W. Harris	1	-1	-1.0	-1	0
<b>BEARS</b>	<b>14</b>	<b>229</b>	<b>16.4</b>	<b>41</b>	<b>1</b>
<b>OPPONENTS</b>	<b>22</b>	<b>359</b>	<b>16.3</b>	<b>88</b>	<b>2</b>

KO RETURNS	No	Yds	Avg	Lg	TD
Milburn	61	1426	23.4	93	0
Bennett	3	53	17.7	20	0
Hallock	2	10	5.0	7	0
Tuinei	1	0	0.0	0	0
Wiegmann	1	2	2.0	2	0
<b>BEARS</b>	<b>68</b>	<b>1491</b>	<b>21.9</b>	<b>93</b>	<b>0</b>
<b>OPPONENTS</b>	<b>57</b>	<b>948</b>	<b>16.6</b>	<b>56</b>	<b>0</b>

PUNT RET.	Ret	FC	Yds	Avg	Lg	TD
Milburn	30	19	346	11.5	54	0
<b>BEARS</b>	<b>30</b>	<b>19</b>	<b>346</b>	<b>11.5</b>	<b>54</b>	<b>0</b>
<b>OPPONENTS</b>	<b>16</b>	<b>15</b>	<b>266</b>	<b>17.4</b>	<b>35</b>	<b>0</b>

FGs	1-19	20-29	30-39	40-49	50+
Boniol	0/0	6/6	2/6	3/5	0/1
Jaeger	0/0	0/0	0/2	1/5	1/1
Gowins	0/0	3/3	0/0	1/2	0/1
Holmes	0/0	0/0	2/2	0/0	0/0
<b>BEARS</b>	<b>0/0</b>	<b>9/9</b>	<b>4/10</b>	<b>5/12</b>	<b>1/3</b>
<b>OPPONENTS</b>	<b>0/0</b>	<b>12/14</b>	<b>8/11</b>	<b>3/6</b>	<b>2/5</b>

DEFENSE	T	S	A	FF	FR	PD	Sa	Int
Minter	149	93	51	2	1	3	2	2
Parrish	124	75	49	0	0	3	0	1
S. Harris	90	60	30	0	2	2	0	1
Wells	84	41	39	3	1	0	1	0
Holdman	75	49	22	2	1	0	2	0
McDonald	74	40	31	2	0	1	0	5
W. Harris	71	48	22	0	1	1	1	1
Hudson	65	39	24	1	0	4	1	3
Flanigan	63	34	20	3	1	1	6	1
B. Robinson	59	36	17	1	0	0	5	0

SACKS	Simmons	7.0	Flanigan	6.0	B. Robinson	5.0	Minter	3.0	Burton	3.0	Tuinei	2.5	Holdman	2.0	Davis	2.0	Colvin	2.0	Wells	1.0	W. Harris	1.0	Hudson	1.0	Smith	1.0	McDonald	0.5
<b>TEAM</b>	<b>37.0</b>	<b>OPPONENTS</b>	<b>38.0</b>																									

#### USUAL STARTERS

Offense		Defense	
WR ... Bobby Engram	RE ... Van Tuinei	RT ... Mike Wells	LT ... Jim Flanigan
LT ... Blake Brockmeier	RT ... Mike Wells	LT ... Jim Flanigan	LE ... Bryan Robinson
LG ... Todd Perry	LB ... Bryan Robinson	LB ... Barry Minter	MLB ... Sean Harris
C ... Olin Kreutz	WLB ... Barry Minter	MLB ... Sean Harris	SLB ... Rico McDonald
RG ... Chris Villarrial	MLB ... Sean Harris	SLB ... Rico McDonald	RCB ... Terry Cousin
RT ... James Williams	TE ... Alonzo Mayes	RCB ... Terry Cousin	LCB ... Walt Harris
WR ... Alonzo Mayes	TE ... Marcus Robinson	LCB ... Walt Harris	SS ... Tony Parrish
TE ... Marcus Robinson	QB ... Shane Matthews	SS ... Tony Parrish	FS ... Chris Hudson
QB ... Shane Matthews	RB ... Curtis Enis	FS ... Chris Hudson	
RB ... Curtis Enis	FB ... Ty Hallock		
FB ... Ty Hallock			

#### RANKINGS

Team Stats	Bears	Avg	Rank
Total Yards	5523	345.2	8
Rushing Yards	1387	86.7	26
Passing Yards	4136	258.5	3
Points Scored	272	17.0	25
Opp			
Total Yards	5704	356.5	29
Rushing Yards	1882	117.6	23
Passing Yards	3822	238.9	29
Points Scored	341	21.3	20



### 2000 CHICAGO BEARS STATISTICS

**Record: 5-11, .313**  
**5th Place, NFC Central**  
**Head Coach: Dick Jauron**

Date	Result	Opponent	Score	
09/03	L	27-30	at Minnesota	64,104
09/10	L	0-41	at Tampa Bay	65,569
09/17	L	7-14	N.Y. GIANTS	66,944
09/24	L	14-21	DETROIT	66,944
10/01	W	27-24	at Green Bay	59,869
10/08	L	10-31	NEW ORLEANS	66,944
10/15	L	16-28	MINNESOTA	66,944
10/22	L	9-13	at Philadelphia	65,553
11/05	W	27-24	INDIANAPOLIS	66,944
11/12	L	3-20	at Buffalo	72,420
11/19	W	13-10	TAMPA BAY	66,944
11/26	L	10-17	at N.Y. Jets	77,354
12/03	L	6-28	GREEN BAY	66,944
12/10	W	24-17	NEW ENGLAND	66,944
12/17	L	0-41	at San Francisco	68,306
12/24	W	23-20	at Detroit	71,957

	Bears	Opp
<b>TOTAL FIRST DOWNS</b>	<b>239</b>	<b>297</b>
Rushing	89	106
Passing	143	172
Penalty	7	19
3rd Down: Made/Att	67/222	82/223
3rd Down Pct.	30.2	36.8
4th Down: Made/Att	11/25	12/17
4th Down Pct.	44.0	70.6
<b>POSSESSION AVG.</b>	<b>28:30</b>	<b>31:30</b>
<b>TOTAL NET YARDS</b>	<b>4541</b>	<b>5234</b>
Avg. Per Game	283.8	327.1
Total Plays	993	1035
Avg. Per Play	4.6	5.1
<b>NET YARDS RUSHING</b>	<b>1736</b>	<b>1827</b>
Avg. Per Game	108.5	114.2
Total Rushes	417	469
<b>NET YARDS PASSING</b>	<b>2805</b>	<b>3407</b>
Avg. Per Game	175.3	212.9
Sacked/Yards Lost	34/200	36/230
Gross Yards	3005	3637
Att./Completions	542/304	530/332
Completion Pct.	56.1	62.6
Had Intercepted	16	11
<b>PUNTS/AVERAGE</b>	<b>96/37.8</b>	<b>91/39.9</b>
<b>NET PUNTING AVG.</b>	<b>96/33.7</b>	<b>91/34.7</b>
<b>PENALTIES/YARDS</b>	<b>90/696</b>	<b>78/727</b>
<b>FUMBLES/BALL LOST</b>	<b>27/13</b>	<b>20/9</b>
<b>TOUCHDOWNS</b>	<b>22</b>	<b>43</b>
Rushing	6	15
Passing	12	25
Returns	4	3

	Att	Cmp	Yds	Cmp%	Yd/Att	TD	TD%	Int	Int%	Lg	Sack/Lost	Rating
McNow	280	154	1646	55.0	5.88	8	2.9	9	3.2	68t	27/169	68.5
Matthews	178	102	964	57.3	5.42	3	1.7	6	3.4	41	5/24	64.0
Miller	82	47	382	57.3	4.66	1	1.2	1	1.2	34t	2/7	68.2
Aguiar	1	1	13	100.0	13.0	0	0.0	0	0.0	13	0/0	118.8
Hartsell	1	0	0	0.0	0.0	0	0.0	0	0.0	0	0/0	39.6
<b>BEARS</b>	<b>542</b>	<b>304</b>	<b>3005</b>	<b>56.1</b>	<b>5.54</b>	<b>12</b>	<b>2.2</b>	<b>16</b>	<b>3.0</b>	<b>68t</b>	<b>34/200</b>	<b>67.0</b>
<b>OPPONENTS</b>	<b>530</b>	<b>332</b>	<b>3637</b>	<b>62.6</b>	<b>6.86</b>	<b>25</b>	<b>4.7</b>	<b>11</b>	<b>2.1</b>	<b>66</b>	<b>36/230</b>	<b>90.0</b>

Score by Period	1	2	3	4	OT	Tot
BEARS	46	59	52	59	0	216
OPPONENTS	47	117	86	103	0	355

SCORING	TDs:Ru-Pa-R	K-PAT	FG	2pt	Pts			
Edinger	0	0	0	0	21/21	0	84	
M. Robinson	5	0	5	0	0	30		
Allen	3	2	1	0	0	18		
McNow	3	3	0	0	0	18		
Booker	2	0	2	0	0	12		
Kennison	2	0	2	0	0	12		
Allred	1	0	1	0	0	6		
Brown	1	0	1	0	0	6		
Enis	1	1	0	0	0	6		
W. Harris	1	0	1	0	0	6		
McQuarters	1	0	1	0	0	6		
Parrish	1	0	1	0	0	6		
White	1	0	1	0	0	6		
<b>BEARS</b>	<b>22</b>	<b>6</b>	<b>12</b>	<b>4</b>	<b>21/21</b>	<b>0</b>	<b>216</b>	
<b>OPPONENTS</b>	<b>43</b>	<b>15</b>	<b>25</b>	<b>3</b>	<b>41/41</b>	<b>18/26</b>	<b>0</b>	<b>355</b>

2-Pl. Conversions: TEAM 0-1, OPPONENTS 1-2.

RUSHING	No	Yds	Avg	Lg	TD
Allen	290	1120	3.9	29	2
McNow	50	326	6.5	30	3
Enis	36	84	2.3	11t	1
Barnes	15	81	5.4	20	0
Kennison	3	72	24.0	52	0
Matthews	10	35	3.5	14	0
M. Robinson	1	9	9.0	9	0
Milburn	1	6	6.0	6	0
Miller	7	5	0.7	3	0
Engram	1	1	1.0	1	0
Booker	2	-1	-0.5	5	0
Bates	1	-2	-2.0	-2	0
<b>BEARS</b>	<b>417</b>	<b>1736</b>	<b>4.2</b>	<b>52</b>	<b>6</b>
<b>OPPONENTS</b>	<b>469</b>	<b>1827</b>	<b>3.9</b>	<b>72t</b>	<b>15</b>

RECEIVING	No	Yds	Avg	Lg	TD
M. Robinson	55	738	13.4	68t	5
Kennison	55	549	10.0	26	2
Booker	47	490	10.4	41	2
Allen	39	291	7.5	26	1
Brooks	26	216	8.3	27	0
Sinceno	23	206	9.0	28	0
Engram	16	109	6.8	25	0
White	10	87	8.7	25t	1
Allred	9	109	12.1	25	1
Enis	8	68	8.5	18	0
Bates	4	42	10.5	18	0
Mayes	4	40	10.0	19	0
Dragos	4	28	7.0	10	0
Wells	1	13	13.0	13	0
Milburn	1	6	6.0	8	0
Barnes	1	7	7.0	7	0
Lyman	1	4	4.0	4	0
<b>BEARS</b>	<b>304</b>	<b>3005</b>	<b>9.9</b>	<b>68t</b>	<b>12</b>
<b>OPPONENTS</b>	<b>332</b>	<b>3637</b>	<b>11.0</b>	<b>66t</b>	<b>25</b>

PUNTING	No	Yds	Avg	Net	TB	In	Lg
Aguiar	52	2017	38.8	34.9	4	8	56
Bartholomew	44	1607	36.5	32.2	3	12	52
<b>BEARS</b>	<b>96</b>	<b>3624</b>	<b>37.8</b>	<b>33.7</b>	<b>7</b>	<b>20</b>	<b>56</b>
<b>OPPONENTS</b>	<b>91</b>	<b>3629</b>	<b>39.9</b>	<b>34.7</b>	<b>8</b>	<b>29</b>	<b>59</b>

INTS	No	Yds	Avg	Lg	TD
Parrish	3	81	27.0	38t	1
W. Harris	2	35	17.5	35t	1
Urlacher	2	19	9.5	19	0
McQuarters	1	61	61.0	61t	1
Brown	1	35	35.0	35t	1
Wells	1	21	21.0	21	0
Azumah	1	2	2.0	2	0
<b>BEARS</b>	<b>11</b>	<b>254</b>	<b>23.1</b>	<b>61t</b>	<b>4</b>
<b>OPPONENTS</b>	<b>16</b>	<b>150</b>	<b>9.4</b>	<b>38t</b>	<b>1</b>

KO RETURNS	No	Yds	Avg	Lg	TD
Milburn	63	1468	23.3	38	0
Enis	2	30	15.0	19	0
Sinceno	1	12	12.0	12	0
Tucker	1	0	0.0	0	0
Tuinei	1	2	2.0	2	0
<b>BEARS</b>	<b>68</b>	<b>1512</b>	<b>22.2</b>	<b>38</b>	<b>0</b>
<b>OPPONENTS</b>	<b>51</b>	<b>1105</b>	<b>21.7</b>	<b>48</b>	<b>0</b>

PUNT RET.	Ret	FC	Yds	Avg	Lg	TD
Milburn	35	26	300	8.6	25	0
W. Harris	1	1	14	14.0	14	0
<b>BEARS</b>	<b>36</b>	<b>27</b>	<b>314</b>	<b>8.7</b>	<b>25</b>	<b>0</b>
<b>OPPONENTS</b>	<b>36</b>	<b>33</b>	<b>251</b>	<b>7.0</b>	<b>25</b>	<b>0</b>

FGs	1-19	20-29	30-39	40-49	50+
Edinger	1/1	5/5	7/9	6/10	2/2
<b>BEARS</b>	<b>1/1</b>	<b>5/5</b>	<b>7/9</b>	<b>6/10</b>	<b>2/2</b>
<b>OPPONENTS</b>	<b>1/1</b>	<b>6/6</b>	<b>3/8</b>	<b>7/9</b>	<b>1/2</b>

Edinger:(29G, 49G) (42N) (49N) ( ) (19G, 42N, 47G) (30N, 38G) (22G) (25G, 33G, 40G) (41G, 37G) (24G) (34G, 38N, 48G) (39G) (32G, 46G) (24G, 47N) ( ) (37G, 50G, 54G)

**OPPONENTS:**(35G, 38G, 45G) (50N, 23G, 47G) (34N, 41B, 31B) (32B) (42G) (44G) ( ) (51G, 29G) (19G) (27G, 42G, 39N) (33G) (20G, 46N) ( ) (40G) (33N, 28G) (41G, 26G)

DEFENSE	T	S	A	FF	FR	PD	Sa	In
Urlacher	165	103	54	0	1	3	8	2
Brown	118	77	41	0	1	6	0	1
S. Harris	102	71	29	1	0	0	1	0
Parrish	101	64	33	2	0	8	2	0
Holdman	87	63	23	1	0	0	0	0
T. Smith	82	56	25	1	1	8	0	0
B. Robinson	77	52	20	0	0	9	4	5
Flanigan	64	30	30	1	0	1	0	4
Wells	64	29	34	0	0	1	1	1
Daniels	55	29	20	0	1	3	6	0

**SACKS:** Urlacher 8.0, Daniels 6.0, B. Robinson 4.5, Flanigan 4.0, Colvin 3.0, Parrish 2.0, F. Smith 2.0, S. Harris 1.0, Wells 1.0, McQuarters 1.0, Tuinei 1.0, Culpepper 1.0, Wilson 1.0, Simmons 0.5

**TEAM 36.0, OPPONENTS 34.0**

USUAL STARTERS										RANKINGS			
<b>Offense</b>					<b>Defense</b>					<b>Team Stats</b>	<b>Bears</b>	<b>Avg</b>	<b>Rank</b>
WR	..	Eddie Kennison	RE	..	Phillip Daniels	Total Yards	.....	4542	.....	283.8	.....	23	
LT	..	Blake Brockmeyer	RT	..	Mike Wells	Rushing Yards	.....	1736	.....	108.5	.....	21	
LG	..	Todd Perry	LT	..	Jim Flanigan	Passing Yards	.....	2805	.....	175.3	.....	23	
C	..	Olin Kreutz	LE	..	Bryan Robinson	Points Scored	.....	216	.....	13.5	.....	28	
RG	..	Chris Villarral	WLB	..	Warrick Holdman								
RT	..	James Williams	MLB	..	Brian Urlacher								
TE	..	Kaseem Sinceno	SLB	..	R. Colvin/S. Harris	Total Yards	.....	5234	.....	327.1	.....	16	
WR	..	Marcus Robinson	RCB	..	Thomas Smith	Rushing Yards	.....	1827	.....	114.2	.....	19	
QB	..	Cade McNow	LCB	..	Walt Harris	Passing Yards	.....	3407	.....	212.9	.....	17	
RB	..	James Allen	SS	..	Tony Parrish	Points Scored	.....	355	.....	22.2	.....	20	
FB	..	Curtis Enis	FS	..	Mike Brown								



### 2001 CHICAGO BEARS STATISTICS

**Record: 13-3, .813**

**1st Place, NFC Central**  
**Head Coach: Dick Jauron**

Date	Result	Opponent	Score
09/09	L	Baltimore	69,365
09/23	W	MINNESOTA	66,944
10/07	W	at Atlanta	47,640
10/14	W	ARIZONA	66,944
10/21	W	at Cincinnati	63,408
10/26	W	37-31 of SAN FRANCISCO	66,944
11/04	W	27-21 of CLEVELAND	66,944
11/11	L	12-20 GREEN BAY	66,944
11/16	W	27-24 at Tampa Bay	65,612
11/25	W	13-6 at Minnesota	64,214
12/02	W	13-10 DETROIT	66,944
12/09	L	7-17 at Green Bay	59,869
12/16	W	27-3 TAMPA BAY	66,944
12/23	W	20-15 at Washington	78,884
12/30	W	24-0 at Detroit	76,067
01/06	W	33-13 JACKSONVILLE	66,944
01/19	L	19-33 PHILADELPHIA	66,944

Category	Bears	Opp
<b>TOTAL FIRST DOWNS</b>	<b>277</b>	<b>277</b>
Rushing	100	71
Passing	153	191
Penalty	24	15
3rd Down: Made/Att	74/225	80/223
3rd Down Pct.	32.9	35.9
4th Down: Made/Att	10/21	4/17
4th Down Pct.	47.6	23.5
<b>POSESSION AVG.</b>	<b>30:35</b>	<b>29:25</b>
<b>TOTAL NET YARDS</b>	<b>4694</b>	<b>4978</b>
Avg. Per Game	293.4	311.1
Total Plays	1020	1023
Avg. Per Play	4.6	4.9
<b>NET YARDS RUSHING</b>	<b>1742</b>	<b>1313</b>
Avg. Per Game	108.9	82.1
Total Rushes	475	373
<b>NET YARDS PASSING</b>	<b>2952</b>	<b>3665</b>
Avg. Per Game	184.5	229.1
Sacked/Yards Lost	171/20	48/254
Gross Yards	3072	3959
Att./Completions	528/315	602/355
Completion Pct.	59.7	59.0
Had Intercepted	16	20
<b>PUNTS/AVERAGE</b>	<b>88/42.5</b>	<b>90/40.7</b>
<b>NET PUNTING AVG.</b>	<b>88/37.0</b>	<b>90/32.2</b>
<b>PENALTIES/YARDS</b>	<b>63/222</b>	<b>97/868</b>
<b>FUMBLES/BALL LOST</b>	<b>21/8</b>	<b>34/17</b>
<b>TOUCHDOWNS</b>	<b>37</b>	<b>21</b>
Rushing	12	6
Passing	20	12
Returns	5	3

Score by Period	1	2	3	4	OT	Tot
BEARS	38	96	71	121	12	338
OPPONENTS	48	31	71	53	0	203

SCORING	TDs: Ru-Pa-R	K-PAT	FG	2pt	Pts			
Edinger	0	0	0	34/34	26/31	0	112	
Booker	8	0	0	0	0	48	0	
Thomas	7	7	0	0	0	44	0	
Johnson	4	4	0	0	0	24	0	
Terrell	4	0	4	0	0	24	0	
Allen	2	1	1	0	0	12	0	
Baxter	2	0	2	0	0	12	0	
Brown	2	0	0	2	0	12	0	
M. Robinson	2	0	2	0	0	12	0	
Urchler	2	0	1	1	0	12	0	
Bales	1	0	1	0	0	6	0	
Harris	1	0	0	1	0	6	0	
McQuarters	1	0	0	1	0	6	0	
Shelton	1	0	1	0	0	6	0	
<b>BEARS</b>	<b>37</b>	<b>12</b>	<b>20</b>	<b>5</b>	<b>34/34</b>	<b>26/31</b>	<b>1</b>	<b>338</b>
<b>OPPONENTS</b>	<b>21</b>	<b>6</b>	<b>12</b>	<b>3</b>	<b>19/20</b>	<b>18/28</b>	<b>1</b>	<b>203</b>

**2-PT. Conversions:** Thomas, TEAM 1-1, OPPONENTS 1-1.

RUSHING	No	Yds	Avg	Lg	TD
Thomas	278	1183	4.3	46	7
Allen	135	469	3.5	19	1
Johnson	20	99	5.0	34	4
Booker	4	8	2.0	13	0
Matthews	4	5	1.3	3	0
Denson	1	4	4.0	4	0
Milburn TM	3	3	1.0	4	0
Maynard	1	-10	-10.0	-10	0
Miller	29	-19	-7	3	0
<b>BEARS</b>	<b>475</b>	<b>1742</b>	<b>3.7</b>	<b>46</b>	<b>12</b>
<b>OPPONENTS</b>	<b>373</b>	<b>1313</b>	<b>3.5</b>	<b>29</b>	<b>6</b>

RECEIVING	No	Yds	Avg	Lg	TD
Booker	100	1071	10.7	66	8
White	45	428	9.5	32	0
Terrell	34	415	12.2	62	4
Allen	30	203	6.8	34	1
M. Robinson	23	269	11.7	34	2
Thomas	22	178	8.1	23	0
Baxter	22	148	6.7	19	2
Shelton	12	76	6.3	16	1
Davis	11	68	6.2	14	0
Bales	9	160	17.8	40	1
Milburn TM	3	9	3.0	7	0
Merritt	2	20	10.0	13	0
Urchler	1	27	27.0	27	1
Johnson	1	0	0.0	0	0
<b>BEARS</b>	<b>315</b>	<b>3072</b>	<b>9.8</b>	<b>66</b>	<b>20</b>
<b>OPPONENTS</b>	<b>355</b>	<b>3959</b>	<b>11.2</b>	<b>60</b>	<b>12</b>

PUNTING	No	Yds	Avg	Net	TB	In	Lg	B
Maynard	87	3709	42.6	37.0	8	36	60	0
Edinger	1	34	34.0	34.0	0	1	34	0
<b>BEARS</b>	<b>88</b>	<b>3743</b>	<b>42.5</b>	<b>37.0</b>	<b>8</b>	<b>37</b>	<b>60</b>	<b>0</b>
<b>OPPONENTS</b>	<b>90</b>	<b>3662</b>	<b>40.7</b>	<b>32.2</b>	<b>18</b>	<b>21</b>	<b>56</b>	<b>0</b>

INTS	No	Yds	Avg	Lg	TD
Brown	5	81	16.2	33	2
Urchler	3	60	20.0	41	0
McQuarters	3	47	15.7	43	0
Parrish	3	36	12.0	26	0
Colvin	2	22	11.0	14	0
Traylor	1	67	67.0	67	0
Harris	1	45	45.0	39	1
Azumah	1	14	14.0	14	0
Holdman	1	0	0.0	0	0
<b>BEARS</b>	<b>20</b>	<b>372</b>	<b>18.6</b>	<b>67</b>	<b>3</b>
<b>OPPONENTS</b>	<b>16</b>	<b>187</b>	<b>11.7</b>	<b>97</b>	<b>1</b>

KO RETURNS	No	Yds	Avg	Lg	TD
Denson	23	534	23.2	37	0
Johnson	14	286	20.4	33	0
Milburn TM	6	152	25.3	37	0
Azumah	4	65	16.3	23	0
Dogins	1	6	6.0	6	0
Newkirk	1	8	8.0	8	0
Powell	1	1	1.0	1	0
Terrell	1	8	8.0	8	0
<b>BEARS</b>	<b>52</b>	<b>1060</b>	<b>20.4</b>	<b>37</b>	<b>0</b>
<b>OPPONENTS</b>	<b>66</b>	<b>1353</b>	<b>20.5</b>	<b>39</b>	<b>0</b>

PUNT RET.	Ret	FC	Yds	Avg	Lg	TD
Johnson	28	10	255	9.1	35	0
McQuarters	12	1	96	8.0	16	0
Milburn TM	4	3	33	8.3	20	0
Denson	1	0	5	5.0	5	0
Azumah	0	0	16	-	16	0
<b>BEARS</b>	<b>45</b>	<b>14</b>	<b>405</b>	<b>9.0</b>	<b>35</b>	<b>0</b>
<b>OPPONENTS</b>	<b>45</b>	<b>14</b>	<b>327</b>	<b>7.3</b>	<b>32</b>	<b>0</b>

FGs	1-19	20-29	30-39	40-49	50+
Edinger	0/0	6/7	7/8	13/16	0/0
<b>BEARS</b>	<b>0/0</b>	<b>6/7</b>	<b>7/8</b>	<b>13/16</b>	<b>0/0</b>
<b>OPPONENTS</b>	<b>0/0</b>	<b>7/7</b>	<b>5/7</b>	<b>6/14</b>	<b>0/0</b>

Edinger: (20G, 43N, 46G), (45G), (48N, 42G), (46G, 43G)  
 (48G, 43N), (37G, 47G, 38G, 41G), (26G, 40G), (30G, 43G), (46G, 26G, 39N), (23N), (30G, 46G), (39G, 37G)  
 (38G), (47G, 23G, 25G, 22G)  
**OPPONENTS:** (46N, 37G), (20G), (44N, 44G), (40G, 47G), (39N), (44B, 40G), (40G, 31G), (25G, 38G, 26G, 48N), (44G, 21G), (45N, 48N, 36G, 40N), (41N, 27G), (25G), (34G, 26G), (3), (36B)

DEFENSE	T	S	A	FF	FR	PD	Sa	Int
Urchler	148	92	46	1	2	4	6.0	3
Holdman	145	101	39	3	0	6	1.5	1
McQuarters	89	57	25	1	1	21	1.0	3
Brown	86	48	34	2	1	13	3.0	5
Parrish	80	47	28	0	2	7	1.0	3
Colvin	79	42	20	2	1	5	10.5	2
Robinson	72	39	25	2	1	12	4.5	0
Harris	72	32	23	3	2	10	9.0	0
Daniels	70	47	22	2	2	10	0.0	1
Green	68	46	19	2	0	4	3.0	0
<b>SACKS:</b> Colvin 10.5, Daniels 9.0, Urchler 6.0, B. Robinson 4.5, Brown 3.0, Green 3.0, Azumah 2.0, Boone 2.0, Traylor 2.0, Holdman 1.5, Washington 1.5, McQuarters 1.0, Newkirk 1.0, Parrish 1.0, TEAM 48.0, <b>OPPONENTS 17.0</b>								

Passing	Att	Cmp	Yds	Cmp%	Yd/Att	TD	TD%	Int	Int%	Lg	Sack/Lost	Rating
Miller	395	228	2299	57.7	5.82	13	3.3	10	2.5	661	11/72	74.9
Matthews	129	84	694	65.1	5.38	5	3.9	6	4.7	341	6/48	72.3
Booker	2	1	34	50.0	17.00	1	50.0	0	0.0	341	0/0	135.4
Johnson	1	1	18	100.0	18.00	0	0.0	0	0.0	18	0/0	118.8
Maynard	1	1	27	100.0	27.00	1	100.0	0	0.0	27	0/0	158.3
<b>BEARS</b>	<b>528</b>	<b>315</b>	<b>3072</b>	<b>59.7</b>	<b>5.82</b>	<b>20</b>	<b>3.8</b>	<b>16</b>	<b>3.0</b>	<b>661</b>	<b>17/120</b>	<b>76.0</b>
<b>OPPONENTS</b>	<b>602</b>	<b>355</b>	<b>3959</b>	<b>59.0</b>	<b>6.58</b>	<b>12</b>	<b>2.0</b>	<b>20</b>	<b>3.3</b>	<b>601</b>	<b>48/294</b>	<b>71.4</b>

#### USUAL STARTERS

Offense	Defense
WR ... Dez White	RE ... Phillip Daniels
LT ... Blake Brockmeyer	RT ... Keith Traylor
LG ... Rex Tucker	LT ... Ted Washington
C ... Olin Kreutz	LE ... Bryan Robinson
RG ... Chris Villarrial	WLB ... Warrick Holdman
RT ... James Williams	MLB ... Brian Urchler
TE ... Fred Baxter	SLB ... Rosevelt Colvin
WR ... Marty Booker	RCB ... R.W. McQuarters
QB ... Jim Miller	LCB ... Walt Harris
RB ... Anthony Thomas	SS ... Tony Parrish
FB ... Daimon Shelton	FS ... Mike Brown

#### RANKINGS

Team Stats	Bears	avg	rank
Total Yards	4694	293.4	26
Rushing Yards	1742	108.9	17
Passing Yards	2952	184.5	24
Points Scored	338	21.1	11
	Opp	avg	rank
Total Yards	4978	311.1	15
Rushing Yards	1313	82.1	2
Passing Yards	3665	229.1	29
Points Scored	203	12.7	1



### 2002 CHICAGO BEARS STATISTICS

**Record: 4-12, .250**

**3rd Place, NFC North**  
**Head Coach: Dick Jauron**

Date	Time	Opponent	Score
09/08	W 27-23	MINNESOTA	63,226
09/15	W 14-13	at Atlanta	68,081
09/22	L 23-29	NEW ORLEANS	63,216
09/29	L 27-33	at Buffalo	72,780
10/07	L 21-34	GREEN BAY	63,226
10/20	L 20-23	at Detroit	60,421
10/27	L 7-25	at Minnesota	64,122
11/03	L 13-19	PHILADELPHIA	54,049
11/10	L 30-33	NEW ENGLAND	63,105
11/18	L 16-21	at St. Louis	66,250
11/24	W 20-17	at Detroit	62,375
12/01	L 20-30	at Green Bay	64,196
12/09	L 9-27	at Miami	73,609
12/15	W 20-13	NEW YORK JETS	62,226
12/22	L 14-24	at Carolina	72,602
12/29	L 0-15	TAMPA BAY	55,832

	Bears	Opp
<b>TOTAL FIRST DOWNS</b>	<b>260</b>	<b>328</b>
Rushing	79	110
Passing	156	185
Penalty	25	33
3rd Down: Made/Att	71/210	85/230
3rd Down Pct.	33.8	37.0
4th Down: Made/Att	10/21	9/15
4th Down Pct.	47.6	60.0
<b>POSSESSION AVG.</b>	<b>27:42</b>	<b>32:18</b>
<b>TOTAL NET YARDS</b>	<b>4395</b>	<b>5606</b>
Avg. Per Game	274.7	350.4
Total Plays	969	1086
Avg. Per Play	4.5	5.2
<b>NET YARDS RUSHING</b>	<b>1344</b>	<b>2076</b>
Avg. Per Game	84.0	129.8
Total Rushes	382	504
<b>NET YARDS PASSING</b>	<b>3051</b>	<b>3530</b>
Avg. Per Game	190.7	220.5
Sacked/Yards Lost	44/265	35/252
Gross Yards	3316	3782
Att./Completions	543/310	547/335
Completion Pct.	57.1	61.2
Had Intercepted	18	9
<b>PUNTS/AVERAGE</b>	<b>87/32.4</b>	<b>78/31.8</b>
<b>NET PUNTING AVG.</b>	<b>87/37.4</b>	<b>78/34.1</b>
<b>PENALTIES/YARDS</b>	<b>95/864</b>	<b>115/935</b>
<b>FUMBLES/BALL LOST</b>	<b>29/17</b>	<b>35/19</b>
<b>TOUCHDOWNS</b>	<b>31</b>	<b>38</b>
Rushing	8	13
Passing	22	24
Returns	1	1

PASSING	Att	Cmp	Yds	Cmp%	Yd/Att	TD	TD%	Int	Int%	Lg	Sack/Lost	Rating
Miller	314	180	1944	57.3	6.19	13	4.1	9	2.9	54	16/101	77.5
Chandler	161	103	1023	64.0	6.35	4	2.5	4	2.5	76t	23/144	79.8
Burris	51	18	207	35.3	4.06	3	5.9	5	9.8	45t	4/20	28.4
Sauter	9	6	59	66.7	6.56	0	0.0	0	0.0	31	0/0	85.0
Booker	5	1	44	20.0	8.80	1	20.0	0	0.0	44t	0/0	103.3
L. Johnson	1	1	27	100.0	27.0	0	0.0	0	0.0	27	1/0	118.8
Maynard	1	1	12	100.0	12.0	1	100.0	0	0.0	12t	0/0	156.3
Urlacher	1	0	0	0.0	0.0	0	0.0	0	0.0	0	0/0	39.6
<b>BEARS</b>	<b>543</b>	<b>310</b>	<b>3316</b>	<b>57.1</b>	<b>6.11</b>	<b>22</b>	<b>4.1</b>	<b>18</b>	<b>3.3</b>	<b>76t</b>	<b>44/265</b>	<b>74.8</b>
<b>OPPONENTS</b>	<b>547</b>	<b>335</b>	<b>3782</b>	<b>61.2</b>	<b>6.91</b>	<b>24</b>	<b>4.4</b>	<b>9</b>	<b>1.6</b>	<b>85t</b>	<b>35/252</b>	<b>89.7</b>

Score by Period	1	2	3	4	OT	Tot
BEARS	45	93	61	79	3	281
OPPONENTS	41	148	92	89	9	379

**SCORING** TDs: Ru-Pa-R K-PAT FG 2pt Pts

Edinger	0	0	0	0	29/29	22/28	0	95
Booker	6	0	6	0	0	0	0	36
Thomas	6	6	0	0	0	0	0	36
White	4	0	4	0	0	0	0	24
Davis	3	0	3	0	0	0	0	18
M. Robinson	3	0	3	0	0	0	0	18
Terrill	3	0	3	0	0	0	0	18
Lyman	2	0	2	0	0	0	0	12
M. Brown	1	0	0	1	0	0	0	6
L. Johnson	1	0	0	0	0	0	0	6
Peterson	1	1	0	0	0	0	0	6
Pritchett	1	0	1	0	0	0	0	6
<b>BEARS</b>	<b>31</b>	<b>8</b>	<b>22</b>	<b>1</b>	<b>29/29</b>	<b>22/28</b>	<b>0</b>	<b>281</b>
<b>OPPONENTS</b>	<b>38</b>	<b>13</b>	<b>24</b>	<b>1</b>	<b>34/34</b>	<b>37/44</b>	<b>1</b>	<b>379</b>

**2-PT Conversions:** TEAM 0-2, OPPONENTS 2-3

**RUSHING** No Yds Avg Lg TD

Thomas	214	721	3.4	34	6
L. Johnson	103	329	3.2	23	1
Burns	15	104	6.9	17	0
Peterson	19	101	5.3	14	1
Chandler	10	32	3.2	14	0
Maynard	1	20	20.0	20	0
Miller	13	11	0.8	5	0
White	3	11	3.7	21	0
Sauter	2	8	4.0	7	0
Merritt	1	5	5.0	5	0
Pritchett	1	2	2.0	2	0
<b>BEARS</b>	<b>382</b>	<b>1344</b>	<b>3.5</b>	<b>34</b>	<b>8</b>
<b>OPPONENTS</b>	<b>504</b>	<b>2076</b>	<b>4.1</b>	<b>63t</b>	<b>13</b>

**RECEIVING** No Yds Avg Lg TD

Booker	97	1189	12.3	54	6
White	51	656	12.9	76t	4
Thomas	24	163	6.8	19	0
M. Robinson	21	244	11.6	45t	3
Davis	20	193	9.7	37	3
Pritchett	19	165	8.7	24	1
L. Johnson	16	125	7.8	31	0
Lyman	14	121	8.6	21	2
Merritt	14	100	7.1	25	0
Gilmore	10	130	13.0	30	0
Terrill	9	127	14.1	52	3
Shelton	7	34	4.9	8	0
Baxter	5	51	10.2	22	0
Peterson	3	18	6.0	16	0
<b>BEARS</b>	<b>310</b>	<b>3316</b>	<b>10.7</b>	<b>76t</b>	<b>22</b>
<b>OPPONENTS</b>	<b>335</b>	<b>3782</b>	<b>11.3</b>	<b>85t</b>	<b>24</b>

PUNTING	No	Yds	Avg	Net	TB	In	Lg	TD
Maynard	87	3679	42.3	37.4	2	26	75	0
<b>BEARS</b>	<b>87</b>	<b>3679</b>	<b>42.3</b>	<b>37.4</b>	<b>2</b>	<b>26</b>	<b>75</b>	<b>0</b>
<b>OPPONENTS</b>	<b>78</b>	<b>3260</b>	<b>41.8</b>	<b>34.1</b>	<b>12</b>	<b>24</b>	<b>67</b>	<b>0</b>

**INTS** No Yds Avg Lg TD

M. Brown	3	16	5.3	16	0
Austin	2	0	0.0	0	0
Moore	1	35	35.0	35	0
McQuarters	1	33	33.0	33	0
Howard	1	9	9.0	9	0
Urlacher	1	0	0.0	0	0
Azumah	0	18	---	18	0
<b>BEARS</b>	<b>9</b>	<b>111</b>	<b>12.3</b>	<b>35</b>	<b>0</b>
<b>OPPONENTS</b>	<b>18</b>	<b>258</b>	<b>14.3</b>	<b>72t</b>	<b>1</b>

**KO RETURNS** No Yds Avg Lg TD

Merritt	45	1029	22.9	63	0
L. Johnson	21	418	19.9	35	0
Abdullah	9	182	20.2	35	0
Sutherland	3	49	16.3	18	0
Peterson	2	37	18.5	21	0
White	2	47	23.5	27	0
Shelton	1	0	0.0	0	0
<b>BEARS</b>	<b>83</b>	<b>1762</b>	<b>21.2</b>	<b>63</b>	<b>0</b>
<b>OPPONENTS</b>	<b>61</b>	<b>1361</b>	<b>22.3</b>	<b>67</b>	<b>0</b>

**PUNT RET.** Ret FC Yds Avg Lg TD

L. Johnson	28	10	288	10.3	30	0
Merritt	10	2	71	7.1	18	0
<b>BEARS</b>	<b>38</b>	<b>12</b>	<b>359</b>	<b>9.4</b>	<b>30</b>	<b>0</b>
<b>OPPONENTS</b>	<b>46</b>	<b>19</b>	<b>386</b>	<b>8.4</b>	<b>57</b>	<b>0</b>

**FGs** 1-19 20-29 30-39 40-49 50+

Edinger	0/0	4/4	5/6	8/10	5/8
<b>BEARS</b>	<b>0/0</b>	<b>4/4</b>	<b>5/6</b>	<b>8/10</b>	<b>5/8</b>
<b>OPPONENTS</b>	<b>0/0</b>	<b>17/18</b>	<b>11/13</b>	<b>8/9</b>	<b>1/4</b>
Edinger:(49G,49G,43N)(50N)(31G,25G,58N,25G)(46G,24G)(53G,42G)(30G,53G)(39G,40G,32G)(37G,48G,50G)(35N,22G,40G)(52N)(53G,48(48B))					
<b>OPPONENTS</b>	<b>(30G,22G,42G)(50N,37G,27G,45N)(48G,49G,39B)(49G,28B,36N,35G,50N)(55N,30G,24G,48G)(44G,24G,24G)(23G,36G,27G,22G)(57G,31G,42G,25G)(22G)(21G,31G,27G)(23G,29G)(42G,28G)(25G)(30G,32G,33G,26G,33G)</b>				

**DEFENSE**

(Top 10)	T	S	A	FF	FR	PD	Sa
Urlacher	214	159	55	19	2	2	4.5
Green	138	89	49	5	0	2	1.0
Brown, M.	111	71	40	1	2	0	0.0
Azumah	92	73	19	2	2	0	1.0
Colvin	72	58	14	8	3	1	10.5
Caldwell	69	49	20	1	0	1	3.0
Daniels	64	40	24	3	0	1	5.5
Howard	57	43	14	2	0	0	0.5
McQuarters	51	38	13	1	0	1	0.0
Brown, A.	49	32	17	3	3	2	5.5
<b>SACKS:</b> Colvin 10.5, Daniels 5.5, Urlacher 4.5, Caldwell 3.0, A. Brown 2.5, Boone 1.5, Knight 1.5, Azumah 1.0, Green 1.0, B. Robinson 1.0, Traylor 1.0, Howard 0.5, Taloya 0.5,							
<b>TEAM 35.0, OPPONENTS 44.0</b>							

#### USUAL STARTERS

Offense	Defense
WR ... Dez White	RE ... Alex Brown
LT ... Mike Gandy	RT ... Keith Traylor
LG ... Kevin Dogins	LT ... Bryan Robinson
C ... Olin Kreutz	LE ... Phillip Daniels
RG ... Chris Villarrial	WLB ... Bobbie Howard
RT ... James Williams	MLB ... Brian Urlacher
TE ... John Davis	SLB ... Roosevelt Colvin
WR ... Marty Booker	RCB ... Jerry Azumah
QB ... Jim Miller	LCB ... R.W. McQuarters
RB ... Anthony Thomas	SS ... Mike Green
FB ... Daimon Shelton	FS ... Mike Brown

#### RANKINGS

Team Stats	Bears	Avg	Rank
Total Yards	4395	274.7	29
Rushing Yards	1344	84.0	32
Passing Yards	3051	190.7	24
Points Scored	281	17.6	27
<b>Opp</b>	<b>Avg</b>	<b>Rank</b>	
Total Yards	5606	350.4	25
Rushing Yards	2076	129.8	26
Passing Yards	3530	220.6	24
Points Scored	379	23.7	25

### 2003 CHICAGO BEARS STATISTICS

**Record: 7-9, .438**

**3rd Place, NFC North**  
**Head Coach: Dick Jauron**

Score by Period	1	2	3	4	OT	Tot
BEARS	46	76	53	108	0	283
OPPONENTS	69	109	50	118	0	346

SCORING	TDs:Ru-Pa-R	K-PAT	FG	2pt	Pts
Edinger	0	0	0	0	0
Thomas	6	6	0	0	36
Booker	4	0	4	0	24
Stewart	3	3	0	0	18
White	3	0	3	0	18
Azumah	2	0	2	0	12
Clark	2	0	2	0	12
Forsey	2	2	0	0	12
Gage	2	0	2	0	12
Pritchett	2	2	0	0	12
Briggs	1	0	1	0	6
McQuarters	1	0	1	0	6
Terrell	1	0	1	0	6
Chandler	0	0	0	1	2
<b>BEARS</b>	<b>29</b>	<b>13</b>	<b>12</b>	<b>4</b>	<b>27/27</b>
<b>OPPONENTS</b>	<b>36</b>	<b>13</b>	<b>20</b>	<b>3</b>	<b>31/33</b>

2-PL Conversions: BEARS 2/2, OPPONENTS: 3/3

RUSHING	No	Yds	Avg	Lg	TD
Thomas	244	1024	4.2	67	6
Stewart	59	290	4.9	25	3
Forsey	50	191	3.8	17	2
Peterson	22	70	3.2	10	0
Pritchett	21	93	4.4	18	2
Abdullah	18	37	2.1	10	0
Chandler	14	35	2.5	11	0
Wade	5	14	2.8	6	0
White	2	13	6.5	12	0
Terrell	1	4	4.0	4	0
Maynard	1	0	0.0	0	0
Grossman	3	-1	-0.3	0	0
Booker	3	-7	-2.3	1	0
<b>BEARS</b>	<b>443</b>	<b>1763</b>	<b>4.0</b>	<b>67</b>	<b>13</b>
<b>OPPONENTS</b>	<b>449</b>	<b>1865</b>	<b>4.2</b>	<b>60</b>	<b>13</b>

RECEIVING	No	Yds	Avg	Lg	TD
Booker	52	715	13.8	61	4
White	49	583	11.9	49	3
Clark	44	433	9.8	31	2
Terrell	43	361	8.4	35	1
Pritchett	18	83	4.6	20	0
Gage	17	338	19.9	57	2
Wade	12	137	11.4	24	0
Lyman	11	80	7.3	12	0
Thomas	9	36	4.0	9	0
Abdullah	8	55	6.9	17	0
Merritt	3	50	16.7	25	0
Forsey	3	37	12.3	22	0
Peterson	1	5	5.0	5	0
Kreutz	1	-8	-8.0	-8	0
<b>BEARS</b>	<b>271</b>	<b>2905</b>	<b>10.7</b>	<b>61</b>	<b>12</b>
<b>OPPONENTS</b>	<b>326</b>	<b>3187</b>	<b>9.8</b>	<b>51</b>	<b>20</b>

PASSING	Att	Cmp	Yds	Cmp%	Yd/Att	TD	TD%	Int	Int%	Lg	Sack/Lost	Rating
Stewart	251	126	1418	50.2	5.65	7	2.8	12	4.8	61	25/146	56.8
Chandler	192	107	1050	55.7	5.47	3	1.6	7	3.6	37	14/101	61.3
Grossman	72	38	437	52.8	6.07	2	2.8	1	1.4	59	4/41	74.8
<b>BEARS</b>	<b>515</b>	<b>271</b>	<b>2905</b>	<b>52.6</b>	<b>5.64</b>	<b>12</b>	<b>2.3</b>	<b>20</b>	<b>3.9</b>	<b>61</b>	<b>43/288</b>	<b>61.0</b>
<b>OPPONENTS</b>	<b>525</b>	<b>326</b>	<b>3187</b>	<b>62.1</b>	<b>6.07</b>	<b>20</b>	<b>3.8</b>	<b>15</b>	<b>2.9</b>	<b>51</b>	<b>18/105</b>	<b>79.9</b>

PUNTING	No	Yds	Avg	Net	TB	In	Lg	B
Maynard	79	3258	41.2	34.6	9	23	53	2
<b>BEARS</b>	<b>81</b>	<b>3258</b>	<b>40.2</b>	<b>34.6</b>	<b>9</b>	<b>23</b>	<b>53</b>	<b>2</b>
<b>OPPONENTS</b>	<b>76</b>	<b>3073</b>	<b>40.4</b>	<b>33.3</b>	<b>4</b>	<b>21</b>	<b>62</b>	<b>0</b>

INTS	No	Yds	Avg	Lg	TD
Azumah	4	44	11.0	25	0
Tillman	4	27	6.8	32	0
McQuarters	2	72	36.0	43	0
M. Brown	2	0	0.0	0	0
Briggs	1	45	45.0	45	1
Green	1	3	3.0	3	0
A. Brown	1	0	0.0	0	0
<b>BEARS</b>	<b>15</b>	<b>191</b>	<b>12.7</b>	<b>45</b>	<b>1</b>
<b>OPPONENTS</b>	<b>20</b>	<b>390</b>	<b>19.5</b>	<b>90</b>	<b>2</b>

KO RETURNS	No	Yds	Avg	Lg	TD
Azumah	41	1191	29.0	89	2
Merritt	20	405	20.3	35	0
Abdullah	5	62	12.4	17	0
Talofa	4	55	13.8	19	0
Gilmore	3	25	8.3	11	0
<b>BEARS</b>	<b>73</b>	<b>1738</b>	<b>23.8</b>	<b>89</b>	<b>2</b>
<b>OPPONENTS</b>	<b>64</b>	<b>1367</b>	<b>21.4</b>	<b>96</b>	<b>1</b>

PUNT RET.	Ret	FC	Yds	Avg	Lg	TD
McQuarters	37	12	452	12.2	60	1
Wade	2	1	9	4.5	10	0
<b>BEARS</b>	<b>39</b>	<b>13</b>	<b>461</b>	<b>11.8</b>	<b>60</b>	<b>1</b>
<b>OPPONENTS</b>	<b>36</b>	<b>13</b>	<b>277</b>	<b>7.7</b>	<b>35</b>	<b>0</b>

FGs	1-19	20-29	30-39	40-49	50+
Edinger	1/1	4/4	9/13	9/14	3/4
<b>BEARS</b>	<b>1/1</b>	<b>4/4</b>	<b>9/13</b>	<b>9/14</b>	<b>3/4</b>
<b>OPPONENTS</b>	<b>0/0</b>	<b>12/12</b>	<b>12/14</b>	<b>6/9</b>	<b>1/3</b>

EDINGER: ( )	(42G, 43G)	(31G, 38G, 41G)	(35G, 50G, 48G)	(28G, 31G)	(50G, 35G, 40G)	(37G, 32B)	(38G, 22G)	(43G, 48B, 41N)	(34N)	(33G, 23G, 54G, 47G)	(44N, 43N)	( )	(38G, 22G, 46N)	(19G, 30N, 33N, 45G)	(52N, 48G)	
<b>OPPONENTS:</b>	(22G, 29G, 28G, 24G, 26G)	(23G, 53N)	(34G)	(36G, 39G, 32G, 33G, 47B, 49G)	(38N, 50G, 30G)	(50N, 45G)	( )	(46N)	(24G, 25G, 30G, 48G)	(41G, 44G, 31G)	(40N)	(32G)	(24G, 38G, 35G, 45G)	(22G)	(27G, 31N)	(38G)

DEFENSE	(Top 10)	T	S	A	FR	PD	Sa	Int
Urlacher	153	112	41	0	0	3	2.5	0
Azumah	90	65	25	0	0	10	1.0	4
Tillman	89	64	25	1	0	14	1.0	4
Briggs	81	62	19	0	0	5	0.0	1
M. Brown	81	57	24	0	0	6	0.0	2
A. Brown	79	61	18	2	1	4	5.5	1
Holdman	79	56	23	1	0	0	0.0	0
Daniels	64	46	18	1	0	4	2.5	0
Gray	62	42	20	0	1	6	1.0	0
Green	48	31	17	0	0	3	0.5	1

**SACKS:** A. Brown 5.5, Daniels 2.5, Urlacher 2.5, Haynes 2.0, Azumah 1.0, Boone 1.0, Gray 1.0, Robinson 1.0, Tillman 1.0, Green 0.5. **BEARS: 18.0, OPPONENTS: 43.0**

#### USUAL STARTERS

Offense	Defense
WR ... Dez White	RE ... Alex Brown
LT ... Mike Gandy	RT ... Bryan Robinson
LG ... Steve Edwards	LT ... Keith Traylor
C ... Olin Kreutz	LE ... Phillip Daniels
RG ... Chris Villarrial	WLB ... Warrick Holdman
RT ... Aaron Gibson	MLB ... Brian Urlacher
TE ... Desmond Clark	SLB ... Lance Briggs
WR ... Marty Booker	RCB ... Jerry Azumah
QB ... Kordell Stewart	LCB ... Charles Tillman
RB ... Anthony Thomas	SS ... Bobby Gray
FB ... Stanley Pritchett	PS ... Mike Brown

#### RANKINGS

Team Stats	Bears	Avg	Rank
Total Yards	4380	273.8	28
Rushing Yards	1763	110.2	18
Passing Yards	2617	163.6	30
Points Scored	283	17.7	123
Opp	Avg	Rank	
Total Yards	4947	309.2	14
Rushing Yards	1865	116.6	16
Passing Yards	3082	192.6	13
Points Scored	346	18.1	15

### STADIUM CODES

A	Atlanta Fulton Co. Stadium	3-4	FR	Franklin Field, Univ. of Penn	1-1	PH	Municipal Stadium, Philadelphia	3-4
AC	Dome at America's Center, St. Louis		G	Olympic Stadium, Berlin, Germany	*	PI	Forbes Field, Pittsburgh	6-2
AD	Adelphia Coliseum		GB	City Stadium, Green Bay	21-16-4	PO	Portsmouth, OH	1-2
AK	Akron Rubber Bowl		GD	Georgia Dome, Atlanta	2-1	PP	Pro Player Stadium, Miami	0-1
AN	Anahodome, Houston	1-4	H	Astrodome, Houston	1-2	RJ	Raymond James Stadium, Tampa	1-1
B	Memorial Stadium, Baltimore	6-11	I	RCA Dome, Indianapolis	2-0	RK	Rock Island, IL	1-3
BA	PSINet Stadium, Baltimore	0-1	IL	University of Illinois, Champaign	3-5	S	Soldier Field, Chicago	147-100-1
BF	Rich Stadium, Buffalo	1-4	IN	Invesco Field at Mile High, Denver	1-0		since 2003	6-2
BK	Baker Bowl, Philadelphia	1-0-1	JR	Pro Player Stadium, Miami	1-0	SC	University of South Carolina	
BO	Fenway Park, Boston	3-0-1	JX	Jacksonville Municipal Stad, FL	1-0	SD	Qualcomm Stadium, San Diego	1-3
BR	Ebbets Field, Brooklyn		KC	Arrowhead Stadium, Kansas City	2-3	SE	Kingdome, Seattle	1-1
C	Ericsson Stadium, Charlotte, NC	0-1	KZ	Kezar Stadium, San Francisco	8-10	SF	3Com Park, San Francisco	4-4
CB	Cleveland Browns Stadium	*	LA	Memorial Coliseum, LA	14-12-1	SH	Shibe Park, Philadelphia	1-1
CG	CMGI Field, Foxboro, MA		LM	Lambeau Field, Green Bay	15-21	SI	Staten Island, NY	1-4
CI	Cinergy Field, Cincinnati	1-1	LN	Wembley Stadium, London	*	SL	Bush Stadium, St. Louis	1-3
CL	Cleveland Stadium	6-9	M	Metrodome, Minneapolis	9-12	SP	Joe Albi Stadium, Spokane, WA	1-1
CM	Comiskey Park, Chicago	13-10	MI	Orange Bowl, Miami	0-3	SS	Seahawks Stadium, Seattle	0-1
CN	Fawcett Stadium, Canton, OH	*	ML	County Stadium, Milwaukee	0-1	SW	Ullevi Stadium, Sweden	1-1
CR	Crosley Field, Cincinnati		MN	Metropolitan Stad, Minneapolis	8-13	TB	Houlihan's Stadium, Tampa	13-7
CS	Chicago Stadium	1-0	MP	Mills Park, Chicago	0-0-1	TL	Tulane Stadium, New Orleans	2-0
D	Briggs (Tiger) Stadium, Detroit	21-18	ND	Notre Dame, IN	*	TM	Sun Devil Stadium, Tempe, AZ	2-1
DA	Cotton Bowl, Dallas	1-0	NE	Foxboro Stadium, MA	0-1	TR	Three Rivers Stadium, Pittsburgh	1-3
DB	Croke Park, Dublin, Ireland	*	NJ	Meadowlands, East Rutherford, NJ	4-2	TX	Texas Stadium, Irving, TX	2-5
DC	RFK Stadium, Washington, DC	3-5	NO	Superdome, New Orleans	3-5	TW	Trans World Dome, St. Louis, MO	1-1
DN	Mile High Stadium, Denver	2-4	NP	Normal Park, Chicago	2-1	UD	University of Detroit Stadium	1-1
DS	Dyche Stadium, Northwestern U.	1-0	NY	Yankee Stadium, New York	2-2-1	V	Veterans Stadium, Philadelphia	4-4
EJ	Edward Jones Dome, St. Louis, MO	0-1	O	Network Associates Coliseum, Oakland	1-2	VA	Vanderbilt Stadium, Nashville, TN	0-1
FB	Forbes Field, Pittsburgh	1-0	P	Pontiac Silverdome, Detroit	11-14	W	Wrigley Field, Chicago	221-89-22
FF	FedEx Field, Washington, DC	1-1	PB	Paul Brown Stadium, Cincinnati	1-0	WA	Griffin Stadium, Washington, DC	5-4
FO	Ford Field, Detroit, MI	0-2	PG	Polo Grounds, New York	11-7-1			
FR	First Round Playoffs		CC	Conference Championship		thu	Thursday Night	
SR	Second Round Playoffs		NFL	NFL Title Game		thank	Thanksgiving Day	
WC	Wild Card Game		SB	Super Bowl		sat	Saturday	
WCR	Wild Card Round		+	Overtime		sn	Sunday Night	
DP	Divisional Playoff		mnf	Monday Night Football		*	preseason games only	



### ARIZONA CARDINALS


### W-56


### L-26


### T-6


1920 - Cardinals, 7-6 (H,NP)	1936 - Bears, 7-3 (H,W)	1952 - Cardinals, 21-10 (V,CM)
Staleys, 10-0 (V,W)	Cardinals, 14-7 (V,W)	Bears, 10-7 (H,W)
1921 - Tie, 0-0 (V,W)	1937 - Bears, 16-7 (H,W)	1953 - Cardinals, 24-17 (H,W)
1922 - Cardinals, 6-0 (V,CM) thank	Bears, 42-28 (V,W)	1954 - Bears, 29-7 (V,CM)
Cardinals, 9-0 (H,CM)	1938 - Bears, 16-13 (V,S)	1955 - Cardinals, 53-14 (V,CM)
1923 - Bears, 3-0 (H,W) thank	Bears, 34-28 (H,W)	1956 - Bears, 10-3 (H,W)
1924 - Bears, 6-0 (H,W)	1939 - Bears, 44-7 (H,W)	1957 - Bears, 14-6 (V,CM)
Bears, 21-0 (V,CM) thank	Bears, 48-7 (V,CM)	1958 - Bears, 30-14 (H,W)
1925 - Cardinals, 9-0 (V,CM)	1940 - Cardinals, 21-7 (V,CM)	1959 - Bears, 31-7 (V,S)
Tie, 0-0 (H,W) thank	Bears, 31-23 (H,W)	1965 - Bears, 34-13 (W)
1926 - Bears, 16-0 (V,W)	1941 - Bears, 53-7 (H,W)	1966 - Cardinals, 24-17 (SL)
Bears, 10-0 (H,S)	Bears, 34-24 (V,CM)	1967 - Bears, 30-3 (W)
Tie, 0-0 (H,W) thank	1942 - Bears, 41-14 (H,W)	1969 - Cardinals, 20-17 (SL)
1927 - Bears, 9-0 (V,NP)	Bears, 21-7 (V,CM)	1972 - Bears, 27-10 (SL)
Cardinals, 3-0 (H,W) thank	1943 - Bears, 20-0 (H,W)	1975 - Cardinals, 34-20 (S)
1928 - Bears, 15-0 (V,NP)	Bears, 35-24 (V,CM)	1977 - Cardinals, 16-13 (SL)
Bears, 34-0 (H,W) thank	1944 - Bears, 34-7 (H,W)	1978 - Bears, 17-10 (S)
1929 - Tie, 0-0 (H,W)	Bears, 49-7 (V,FB)	1979 - Bears, 42-6 (S)
Cardinals, 40-6 (V,CM)thank	1945 - Cardinals, 16-7 (H,W)	1982 - Cardinals, 10-7 (S)
1930 - Bears, 32-6 (V,CM)	Bears, 28-20 (V,CM)	1984 - Cardinals, 38-21 (SL)
Bears, 6-0 (H,W) thank	1946 - Bears, 34-17 (V,CM)	1990 - Bears, 31-21 (TM)
1931 - Bears, 26-13 (H,W)	Cardinals, 35-28 (H,W)	1994 - Bears, 19-16 (TM) +
Bears, 18-7 (V,W) thank	1947 - Cardinals, 31-7 (V,CM)	1998 - Cardinals, 20-7 (TM)
1932 - Tie, 0-0 (H,W)	Cardinals, 30-21 (H,W)	2001 - Bears, 20-13 (S)
Bears, 34-0 (V,W) thank	1948 - Bears, 28-17 (V,CM)	2003 - Bears, 28-3 (S)
1933 - Bears, 12-9 (V,W)	Cardinals, 24-21 (H,W)	
Bears, 22-6 (H,W) thank	1949 - Bears, 17-7 (V,CM)	
1934 - Bears, 20-0 (H,W)	Bears, 52-21 (H,W)	
Bears, 17-6 (H,W)	Bears, 27-6 (H,W)	
1935 - Tie, 7-7 (H,W)	Cardinals, 20-10 (V,CM)	
Bears, 13-0 (V,W)	1951 - Cardinals, 28-14 (V,CM)	
	Cardinals, 24-14 (H,W)	


For several years the Bears and Cardinals shared Wrigley Field and Comiskey Park. "H" designates the Bears as the home team; "V" designates the Bears as visitors.


 ATLANTA FALCONS		
	W-11	L-10
1966 - Bears, 23-6 (W)	1974 - Falcons, 13-10 (A)	1986 - Bears, 13-10 (A)
1967 - Bears, 23-14 (A)	1976 - Falcons, 10-0 (S)	1990 - Bears, 30-24 (S)
1968 - Falcons, 16-13 (W)	1977 - Falcons, 16-10 (S)	1992 - Bears, 41-31 (S)
1969 - Falcons, 48-31 (A)	1978 - Bears, 13-7 (S)	1993 - Bears, 6-0 (S)
1970 - Bears, 23-14 (A)	1980 - Falcons, 28-17 (A)	1998 - Falcons, 20-13 (GD)
1972 - Falcons, 37-21 (S)	1983 - Falcons, 20-17 (S)	2001 - Bears, 31-3 (GD)
1973 - Falcons, 46-6 (A)	1985 - Bears, 36-0 (S)	2002 - Bears, 14-13 (GD)


 BALTIMORE RAVENS		
	W-1	L-1
1998 - Bears, 24-3 (S)		
2001 - Ravens, 17-6 (BA)		


 BUFFALO BILLS		
	W-5	L-4
1970 - Bears, 31-13 (W)	1988 - Bears, 24-3 (S)	1997 - Bears, 20-3 (S)
1974 - Bills, 16-6 (BF)	1991 - Bills, 35-20 (BF)	2000 - Bills, 20-3 (BF)
1979 - Bears, 7-0 (BF)	1994 - Bears, 20-13 (S)	2002 - Bills, 33-27 (BF) +

 CAROLINA PANTHERS		
	W-1	L-1
1995 - Bears, 31-27 (S)		
2002 - Panthers, 24-14 (C)		

 CINCINNATI BENGALS		
	W-3	L-4
1972 - Bengals, 13-3 (S)	1989 - Bears, 17-14 (S)	2001 - Bears, 24-0 (PB)
1980 - Bengals, 17-14 (S) +	1992 - Bengals, 31-28 (S)+ sn	
1986 - Bears, 44-7 (Cl)	1995 - Bengals, 16-10 (Cl)	

 CLEVELAND BROWNS		
	W-4	L-8
1951 - Browns, 42-21 (Cl)	1967 - Browns, 24-0 (Cl)	1986 - Bears, 41-31 (S)
1954 - Browns, 39-10 (W)	1969 - Browns, 28-24 (W)	1989 - Browns, 27-7 (Cl) mnf
1960 - Browns, 42-0 (Cl)	1972 - Bears, 17-0 (Cl)	1992 - Browns, 27-14 (Cl)
1961 - Bears, 17-14 (W)	1980 - Browns, 27-21 (Cl) mnf	2001 - Bears, 27-21 (ot) (S)

 DALLAS COWBOYS		
	W-8	L-11
1960 - Bears, 17-7 (W)	1977 - Cowboys, 37-7 (TX) WC	1991 - Cowboys, 17-13 (S) FR
1962 - Bears, 34-33 (DA)	1979 - Cowboys, 24-20 (TX)	1992 - Cowboys, 27-14 (TX)
1964 - Cowboys, 24-10 (W)	1981 - Cowboys, 10-9 (TX) thank	1996 - Bears, 22-6 (S) mnf
1968 - Cowboys, 34-3 (W)	1984 - Cowboys, 23-14 (S)	1997 - Cowboys, 27-3 (TX)
1971 - Bears, 23-19 (S)	1985 - Bears, 44-0 (TX)	1998 - Bears, 13-12 (S)
1973 - Cowboys, 20-17 (S)	1986 - Bears, 24-10 (TX)	
1976 - Cowboys, 31-21 (TX)	1988 - Bears, 17-7 (S)	

 DENVER BRONCOS		
	W-6	L-6
1971 - Broncos, 6-3 (DN)	1981 - Bears, 35-24 (S)	1990 - Bears, 16-13 (DN) +
1973 - Bears, 33-14 (DN)	1983 - Bears, 31-14 (S)	1993 - Broncos, 13-3 (S) sat
1976 - Broncos, 28-14 (S)	1984 - Bears, 27-0 (S)	1996 - Broncos, 17-12 (DN)
1978 - Broncos, 16-7 (DN) mnf	1987 - Broncos, 31-29 (DN) mnf	2003 - Bears, 19-10 (IN)



## DETROIT LIONS

## W-83

## L-60

## T-5

1930 - Spartans, 7-6 (PO) Bears, 14-6 (W)	1954 - Lions, 48-23 (D) Bears, 28-24 (W)	1979 - Bears, 35-7 (S) Lions, 20-0 (P) thank
1931 - Bears, 9-6 (W) Spartans, 3-0 (PO)	1955 - Bears, 24-14 (D) Bears, 21-20 (W)	1980 - Bears, 24-7 (S) Bears, 23-17 (P) + thank
1932 - Tie, 13-13 (W) Tie, 7-7 (PO) Bears, 9-0 (CS)	1956 - Lions, 42-10 (D) Bears, 38-21 (W)	1981 - Lions, 48-17 (P) mnf Lions, 23-7 (S)
1933 - Bears, 17-14 (W) Bears, 17-7 (PO)	1957 - Bears, 27-7 (D) Lions, 21-13 (W)	1982 - Lions, 17-10 (P) Bears, 20-17 (S)
1934 - Bears, 19-16 (UD) Bears, 10-7 (W) thank	1958 - Bears, 20-7 (D) Bears, 21-16 (W)	1983 - Lions, 31-17 (P) Lions, 38-17 (S)
1935 - Tie, 20-20 (W) Lions, 14-2 (D) thank	1959 - Bears, 24-14 (D) Bears, 25-14 (W)	1984 - Bears, 16-14 (S) Bears, 30-13 (P)
1936 - Bears, 12-10 (W) Lions, 13-7 (D) thank	1960 - Bears, 28-7 (W) Lions, 36-0 (D)	1985 - Bears, 24-3 (S) Bears, 37-17 (P)
1937 - Bears, 28-20 (W) Bears, 13-0 (D) thank	1961 - Bears, 31-17 (D) Lions, 16-15 (W)	1986 - Bears, 13-7 (S) Bears, 16-13 (P) mnf
1938 - Lions, 13-7 (W) Lions, 14-7 (D) thank	1962 - Lions, 11-3 (D) Bears, 3-0 (W)	1987 - Bears, 30-10 (S) <i>(2nd game cancelled)</i>
1939 - Lions, 10-0 (W) Bears, 23-13 (D)	1963 - Bears, 37-21 (D) Bears, 24-14 (W)	1988 - Bears, 24-7 (P) Bears, 13-12 (S)
1940 - Bears, 7-0 (W) Lions, 17-14 (UD)	1964 - Lions, 10-0 (W) Bears, 27-24 (D) thank	1989 - Bears, 47-27 (P) Lions, 27-17 (S)
1941 - Bears, 49-0 (W) Bears, 24-7 (D)	1965 - Bears, 38-10 (W) Bears, 17-10 (D)	1990 - Bears, 23-17 (S) + Lions, 38-21 (P)
1942 - Bears, 16-0 (W) Bears, 42-0 (D)	1966 - Lions, 14-3 (D) Tie, 10-10 (W)	1991 - Bears, 20-10 (S) Lions, 16-6 (P) thank
1943 - Bears, 27-21 (D) Bears, 35-14 (W)	1967 - Bears, 14-3 (W) Bears, 27-13 (D)	1992 - Bears, 27-24 (S) Lions, 16-3 (P)
1944 - Tie, 21-21 (W) Lions, 41-21 (D)	1968 - Lions, 42-0 (D) Lions, 28-10 (W)	1993 - Bears, 10-6 (P) thank Lions, 20-14 (S)
1945 - Lions, 16-10 (D) Lions, 35-28 (W)	1969 - Lions, 13-7 (D) Lions, 20-3 (W)	1994 - Lions, 21-16 (P) Bears, 20-10 (S)
1946 - Bears, 42-6 (W) Bears, 45-24 (D)	1970 - Lions, 28-14 (D) mnf Lions, 16-10 (W)	1995 - Lions, 24-17 (S) Lions, 27-7 (P) mnf
1947 - Bears, 33-24 (W) Bears, 34-14 (D) thank	1971 - Bears, 28-23 (D) Lions, 28-3 (S)	1996 - Lions, 35-16 (P) Bears, 31-14 (S)
1948 - Bears, 28-0 (W) Bears, 42-14 (D)	1972 - Lions, 14-0 (D) Lions, 38-24 (S)	1997 - Lions, 32-7 (S) Lions, 55-20 (P) thank
1949 - Bears, 27-24 (W) Bears, 28-7 (D) thank	1973 - Lions, 30-7 (S) Lions, 40-7 (D)	1998 - Bears, 31-27 (S) Lions, 26-3 (P) sn
1950 - Bears, 35-21 (D) Bears, 6-3 (W)	1974 - Bears, 17-9 (S) Lions, 34-17 (D)	1999 - Lions, 21-17 (P) thank Bears, 28-10 (S)
1951 - Bears, 28-23 (D) Lions, 41-28 (W)	1975 - Lions, 27-7 (P) Bears, 25-21 (S)	2000 - Lions, 21-14 (S) Bears, 23-20 (P)
1952 - Bears, 24-23 (W) Lions, 45-21 (D)	1976 - Bears, 10-3 (S) Lions, 14-10 (P)	2001 - Bears, 13-10 (S) Bears, 24-0 (P)
1953 - Lions, 20-16 (W) Lions, 13-7 (D)	1977 - Bears, 30-20 (S) Bears, 31-14 (P) thank	2002 - Lions, 23-20 + (FO) Bears, 20-17 + (IL)
	1978 - Bears, 19-0 (P) Lions, 21-17 (S)	2003 - Bears, 24-16 (S) Lions, 12-10 (FO)

## DIVISIONAL CHALLENGE

The Chicago Bears have not beaten every team in their division in the same year since 1991. In 2001, Chicago defeated three of its then-NFC Central rivals, but was unable to defeat the Green Bay Packers. Last season, for the second consecutive year, the Bears beat both Minnesota and Detroit but were swept by the Packers.


**GREEN BAY PACKERS**
**W-84**
**L-77**
**T-6**

1921 - Staleys, 20-0 (W)	1948 - Bears, 45-7 (GB)	1977 - Bears, 26-0 (LM)
1923 - Bears, 3-0 (GB)	Bears, 7-6 (W)	Bears, 21-10 (S)
1924 - Bears, 3-0 (W)	1949 - Bears, 17-0 (GB)	1978 - Packers, 24-14 (LM)
1925 - Packers, 14-10 (GB)	Bears, 24-3 (W)	Bears, 14-0 (S)
Bears, 21-0 (W)	1950 - Packers, 31-21 (GB)	1979 - Bears, 6-3 (S)
1926 - Tie, 6-6 (GB)	Bears, 28-14 (W)	Bears, 15-14 (LM)
Bears, 19-13 (W)	1951 - Bears, 31-20 (GB)	1980 - Packers, 12-6 (LM) +
Tie, 3-3 (W)	Bears, 24-13 (W)	Bears, 61-7 (S)
1927 - Bears, 7-6 (GB)	1952 - Bears, 24-14 (GB)	1981 - Packers, 16-9 (S)
Bears, 14-6 (W)	Packers, 41-28 (W)	Packers, 21-17 (LM)
1928 - Tie, 12-12 (GB)	1953 - Bears, 17-13 (GB)	1982 - <i>(both games cancelled by players' strike)</i>
Packers, 16-6 (W)	Tie, 21-21 (W)	1983 - Packers, 31-28 (LM)
Packers, 6-0 (W)	1954 - Bears, 10-3 (GB)	Bears, 23-21 (S)
1929 - Packers, 23-0 (GB)	Bears, 28-23 (W)	1984 - Bears, 9-7 (LM)
Packers, 14-0 (W)	1955 - Packers, 24-3 (GB)	Packers, 20-14 (S)
Packers, 25-0 (W)	Bears, 52-31 (W)	1985 - Bears, 23-7 (S) mnf
1930 - Packers, 7-0 (GB)	1956 - Bears, 37-21 (GB)	Bears, 16-10 (LM)
Packers, 13-12 (W)	Bears, 38-14 (W)	1986 - Bears, 25-12 (LM) mnf
Bears, 21-0 (W)	1957 - Packers, 21-17 (GB)	Bears, 12-10 (S)
1931 - Packers, 7-0 (GB)	Bears, 21-14 (W)	1987 - Bears, 26-24 (LM)
Packers, 6-2 (W)	1958 - Bears, 34-20 (GB)	Bears, 23-10 (S)
Bears, 7-6 (W)	Bears, 24-10 (W)	1988 - Bears, 24-6 (LM)
1932 - Tie, 0-0 (GB)	1959 - Packers, 9-6 (GB)	Bears, 16-0 (S)
Packers, 2-0 (W)	Bears, 28-17 (W)	1989 - Packers, 14-13 (LM)
Bears, 9-0 (W)	1960 - Bears, 17-14 (GB)	Packers, 40-28 (S)
1933 - Bears, 14-7 (GB)	Packers, 41-13 (W)	1990 - Bears, 31-13 (LM)
Bears, 10-7 (W)	1961 - Packers, 24-0 (GB)	Bears, 27-13 (S)
Bears, 7-6 (W)	Packers, 31-28 (W)	1991 - Bears, 10-0 (LM) thu
1934 - Bears, 24-10 (GB)	1962 - Packers, 49-0 (GB)	Bears, 27-13 (S)
Bears, 27-14 (W)	Packers, 38-7 (W)	1992 - Bears, 30-10 (LM)
1935 - Packers, 7-0 (GB)	1963 - Bears, 10-3 (GB)	Packers, 17-3 (S)
Packers, 17-14 (W)	Bears, 26-7 (W)	1993 - Packers, 17-3 (LM)
1936 - Bears, 30-3 (GB)	1964 - Packers, 23-12 (GB)	Bears, 30-17 (S)
Packers, 21-10 (W)	Packers, 17-3 (W)	1994 - Packers, 33-6 (S) mnf
1937 - Bears, 14-2 (GB)	1965 - Packers, 23-14 (LM)	Packers, 40-3 (LM)
Packers, 24-14 (W)	Bears, 31-10 (W)	1995 - Packers, 27-24 (S) mnf
1938 - Bears, 2-0 (GB)	1966 - Packers, 17-0 (W)	Packers, 35-28 (LM)
Packers, 24-17 (W)	Packers, 13-6 (LM)	1996 - Packers, 37-6 (S)
1939 - Packers, 21-16 (GB)	1967 - Packers, 13-10 (LM)	Packers, 28-17 (LM)
Bears, 30-27 (W)	Packers, 17-13 (W)	1997 - Packers, 38-24 (LM) mnf
1940 - Bears, 41-10 (GB)	1968 - Bears, 13-10 (LM)	Packers, 24-23 (S)
Bears, 14-7 (W)	Packers, 28-27 (W)	1998 - Packers, 26-20 (LM)
1941 - Bears, 25-17 (GB)	1969 - Packers, 17-0 (LM)	Packers, 16-13 (S)
Packers, 16-14 (W)	Packers, 21-3 (W)	1999 - Bears, 14-13 (LM)
<b>Bears, 33-14 (W) CC</b>	1970 - Packers, 20-19 (LM)	Packers, 35-19 (S)
1942 - Bears, 44-28 (GB)	Bears, 35-17 (W)	2000 - Bears, 27-24 (LM)
Bears, 38-7 (W)	1971 - Packers, 17-14 (S)	Packers, 28-6 (S)
1943 - Tie, 21-21 (GB)	Packers, 31-10 (LM)	2001 - Packers, 20-12 (S)
Bears, 21-7 (W)	1972 - Packers, 20-17 (LM)	Packers, 17-7 (LM)
1944 - Packers, 42-28 (GB)	Packers, 23-17 (S)	2002 - Packers, 34-21 (IL) mnf
Bears, 21-0 (W)	1973 - Bears, 31-17 (LM)	Packers, 30-20 (LM)
1945 - Packers, 31-21 (GB)	Packers, 21-0 (S)	2003 - Packers, 38-23 (S) mnf
Bears, 28-24 (W)	1974 - Bears, 10-9 (S) mnf	Packers, 34-21 (LM)
1946 - Bears, 30-7 (GB)	Packers, 20-3 (ML)	
Bears, 10-7 (W)	1975 - Bears, 27-14 (S)	
1947 - Packers, 29-20 (GB)	Packers, 28-7 (LM)	
Bears, 20-17 (W)	1976 - Bears, 24-13 (S)	
	Bears, 16-10 (LM)	


**HOUSTON TEXANS**
**W-0**
**L-0**
**T-0**

 INDIANAPOLIS COLTS		W-17	L-21
1953 - Colts, 13-9 (B) Colts, 16-14 (W)	1960 - Colts, 42-7 (B) Colts, 24-20 (W)		1967 - Colts, 24-3 (W) 1968 - Colts, 28-7 (B)
1954 - Bears, 28-9 (W) Bears, 28-13 (B)	1961 - Bears, 24-10 (W) Bears, 21-20 (B)		1969 - Colts, 24-21 (W) 1970 - Colts, 21-20 (B)
1955 - Colts, 23-17 (B) Bears, 38-10 (W)	1962 - Bears, 35-15 (W) Bears, 57-0 (B)		1975 - Colts, 35-7 (S) 1983 - Colts, 22-19 (B) +
1956 - Colts, 28-21 (B) Bears, 58-27 (W)	1963 - Bears, 10-3 (W) Bears, 17-7 (B)		1985 - Bears, 17-10 (S) 1988 - Bears, 17-13 (I)
1957 - Colts, 21-10 (B) Colts, 29-14 (W)	1964 - Colts, 52-0 (B) Colts, 40-24 (W)		1991 - Bears, 31-17 (I) 2000 - Bears, 27-24 (S)
1958 - Colts, 51-38 (B) Colts, 17-0 (W)	1965 - Colts, 26-21 (W) Bears, 13-0 (B)		
1959 - Bears, 26-21 (B) Colts, 21-7 (W)	1966 - Bears, 27-17 (W) Colts, 21-16 (B)		

 JACKSONVILLE JAGUARS		W-2	L-1
1995 - Bears, 30-27 (JX)	2001 - Bears, 33-13 (S)		
1998 - Jaguars, 24-23 (S)			

 KANSAS CITY CHIEFS		W-5	L-4
1973 - Chiefs, 19-7 (KC) mnf	1987 - Bears, 31-28 (S)		1996 - Chiefs, 14-10 (KC)
1977 - Bears, 28-27 (S)	1990 - Chiefs, 21-10 (S) sat		1999 - Bears, 20-17 (S)
1981 - Bears, 16-13 (KC) +	1993 - Bears, 19-17 (KC)		2003 - Chiefs, 31-3 (KC)

 MIAMI DOLPHINS		W-3	L-6
1971 - Dolphins, 34-3 (MI) mnf	1985 - Dolphins, 38-24 (MI) mnf		1994 - Bears, 17-14 (JR)
1975 - Dolphins, 46-13 (S)	1988 - Bears, 34-7 (S)		1997 - Bears, 36-33 (JR) + mnf
1979 - Dolphins, 31-16 (MI)	1991 - Dolphins, 16-13 (S) +		2002 - Dolphins, 27-9 (JR) mnf

 MINNESOTA VIKINGS		W-38	L-46	T-2
1961 - Vikings, 37-13 (MN) Bears, 52-35 (W)	1975 - Vikings, 28-3 (MN) Vikings, 13-9 (S) mnf		1990 - Bears, 19-16 (S) Vikings, 41-13 (M)	
1962 - Bears, 13-0 (MN) Bears, 31-30 (W)	1976 - Vikings, 20-19 (MN) Bears, 14-13 (S)		1991 - Bears, 10-6 (S) Bears, 34-17 (M) mnf	
1963 - Bears, 22-7 (MN) Tie 17-17 (W)	1977 - Vikings, 22-16 (MN) + Bears, 10-7 (S)		1992 - Vikings, 21-20 (M) Vikings, 38-10 (S) mnf	
1964 - Bears, 34-28 (MN) Vikings, 41-14 (W)	1978 - Vikings, 24-20 (S) mnf Vikings, 17-14 (MN)		1993 - Vikings, 10-7 (M) Vikings, 19-12 (S) mnf	
1965 - Bears, 45-37 (MN) Vikings, 24-17 (W)	1979 - Bears, 26-7 (S) Vikings, 30-27 (MN)		1994 - Vikings, 42-14 (S) Vikings, 33-27 (M)+thu	
1966 - Bears, 13-10 (MN) Bears, 41-28 (W)	1980 - Vikings, 34-14 (S) Vikings, 13-7 (MN)		<b>Bears, 35-18 (M) FR</b> 1995 - Bears, 31-14 (S)	
1967 - Bears, 17-7 (MN) Tie, 10-10 (W)	1981 - Vikings, 24-21 (MN) Bears, 10-9 (S)		Bears, 14-6 (M) mnf 1996 - Vikings, 20-14 (S)	
1968 - Bears, 27-17 (MN) Bears, 26-24 (W)	1982 - Vikings, 35-7 (M) 1983 - Vikings, 23-14 (S)		Bears, 15-13 (M) mnf 1997 - Vikings, 27-24 (S)	
1969 - Vikings, 31-0 (W) Vikings, 31-14 (MN)	Bears, 19-13 (M)		Vikings, 29-22 (M)	
1970 - Vikings, 24-0 (W) Vikings, 16-13 (MN)	1984 - Bears, 16-7 (S) Bears, 34-3 (M)		1998 - Vikings, 31-28 (S) Vikings, 48-22 (M) sn	
1971 - Bears, 20-17 (MN) Vikings, 27-10 (S)	1985 - Bears, 33-24 (M) thu Bears, 27-9 (S)		1999 - Bears, 24-22 (M) Vikings, 27-24 (S) +	
1972 - Bears, 13-10 (S) mnf Vikings, 23-10 (MN)	1986 - Bears, 23-0 (S) Vikings, 23-7 (M)		2000 - Vikings, 30-27 (M) Vikings, 28-16 (S)	
1973 - Vikings, 22-13 (S) Vikings, 31-13 (MN)	1987 - Bears, 27-7, (S) Bears, 30-24 (M) sn		2001 - Bears, 17-10 (S) Bears, 13-6 (M)	
1974 - Vikings, 11-7 (MN) Vikings, 17-0 (S)	1988 - Vikings, 31-7 (S) Vikings, 28-27 (M) mnf		2002 - Bears, 27-23 (IL) Vikings, 25-7 (M)	
	1989 - Bears, 38-7 (S) Vikings, 27-16 (M) sn		2003 - Vikings, 24-13 (M) Bears, 13-10 (S)	



 NEW ENGLAND PATRIOTS	W-4	L-6
--	-----	-----

1973 - Patriots, 13-10 (S)	1985 - Bears, 20-7 (S)	1994 - Patriots, 13-3 (S) sat
1979 - Patriots, 27-7 (S)	Bears, 46-10 (NO) SB	1997 - Patriots, 31-3 (NE)
1982 - Bears, 26-13 (S)	1988 - Patriots, 30-7 (NE)	2000 - Bears, 24-17 (S)
		2002 - Patriots, 33-30 (IL)

 NEW ORLEANS SAINTS	W-11	L-11
--	------	------

1968 - Bears, 23-17 (TL)	1982 - Saints, 10-0 (S)	1996 - Saints, 27-24 (NO)
1970 - Bears, 24-3 (TL)	1983 - Saints, 34-31 (NO) +	1997 - Saints, 20-17 (S) sn
1971 - Bears, 35-14 (S)	1984 - Bears, 20-7 (S)	1999 - Bears, 14-10 (S)
1973 - Saints, 21-16 (NO)	1987 - Saints, 19-17 (S)	2000 - Saints, 31-10 (S)
1974 - Bears, 24-10 (S)	1990 - Bears, 16-6 (S) FR	2002 - Saints, 29-23 (IL)
1975 - Bears, 42-17 (NO)	1991 - Bears, 17-13 (NO)	2003 - Saints, 20-13 (NO)
1977 - Saints, 42-24 (S)	1992 - Saints, 28-6 (NO)	
1980 - Bears, 22-3 (S)	1994 - Bears, 17-7 (S)	

 NEW YORK GIANTS	W-30	L-20	T-2
---	------	------	-----

1925 - Bears, 19-7 (PG) Giants, 9-0 (W)	1934 - Bears, 27-7 (W) Bears, 10-9 (PG) Giants, 30-13 (PG) NFL	1962 - Giants, 26-24 (W)	1963 - Bears, 14-10 (W) NFL
1926 - Bears, 7-0 (W)	1935 - Bears, 20-3 (PG) Giants, 3-0 (W)	1965 - Bears, 35-14 (NY)	1967 - Bears, 34-7 (W)
1927 - Giants, 13-7 (PG)	1936 - Bears, 25-7 (PG)	1969 - Giants, 28-24 (NY)	1970 - Bears, 24-16 (NY)
1928 - Bears, 13-0 (W)	1937 - Tie, 3-3 (PG)	1974 - Bears, 16-13 (S)	1977 - Bears, 12-9 (NJ) +
1929 - Giants, 26-14 (W) Giants, 34-0 (PG) Giants, 14-9 (W)	1939 - Giants, 16-13 (PG)	1985 - Bears, 21-0 (S) DP	1987 - Bears, 34-19 (S) mnf
1930 - Giants, 12-0 (W) Bears, 12-0 (PG)	1940 - Bears, 37-21 (PG)	1990 - Giants, 31-3 (NJ) SR	1991 - Bears, 20-17 (S)
1931 - Bears, 6-0 (W) Bears, 12-6 (PG) Giants, 25-6 (W)	1941 - Bears, 37-9 (W) NFL	1992 - Giants, 27-14 (S) mnf	1993 - Giants, 26-20 (S)
1932 - Bears, 28-8 (PG) Bears, 6-0 (W)	1942 - Bears, 26-7 (PG)	1995 - Bears, 27-24 (NJ)	2000 - Giants, 14-7 (S)
1933 - Bears, 14-10 (W) Giants, 3-0 (PG) Bears, 23-21 (W) NFL	1943 - Bears, 56-7 (PG) 1946 - Giants, 14-0 (PG) Bears, 24-14 (PG) NFL		
	1948 - Bears, 35-14 (W)		
	1949 - Giants, 35-28 (PG)		
	1956 - Tie, 17-17 (NY) Giants, 47-7 (NY) NFL		

 NEW YORK JETS	W-5	L-3
---	-----	-----

1974 - Jets, 23-21 (S)	1991 - Bears, 19-13 (S) + mnf	2000 - Jets, 17-10 (NJ)
1979 - Bears, 23-13 (S)	1994 - Bears, 19-7 (NJ) sn	2002 - Bears, 20-13 (IL)
1985 - Bears, 19-6 (NJ) sat	1997 - Jets, 23-15 (S)	

 OAKLAND RAIDERS	W-5	L-6
---	-----	-----

1972 - Raiders, 28-21 (O)	1984 - Bears, 17-6 (S)	1996 - Bears, 19-17 (S)
1976 - Raiders, 28-27 (S)	1987 - Bears, 6-3 (LA)	1999 - Raiders, 24-17 (O)
1978 - Raiders, 25-19 (S) +	1990 - Raiders, 24-10 (LA)	2003 - Bears, 24-21 (S)
1981 - Bears, 23-6 (O)	1993 - Raiders, 16-14 (S)	

## FRANCHISE MOVES

- Arizona Cardinals . . . . .played in Chicago 1920-59; played in St. Louis 1960-87; known as Phoenix 1988-93
- Cleveland Browns . . . . .suspended operations in 1996; resumed play in 1999
- Detroit Lions . . . . .known as Portsmouth Spartans prior to 1934
- Tennessee Titans . . . . .played in Houston 1960-96; retained nickname "Oilers" through 1998
- Indianapolis Colts . . . . .played in Baltimore prior to 1984
- New England Patriots . . . . .played in Boston prior to 1971
- Philadelphia Eagles . . . . .played as a merged team with Pittsburgh in 1943 (one season only)
- Pittsburgh Steelers . . . . .known as Pirates prior to 1941; merged with Philly for 1943 season and with the Chicago Cardinals (Card-Pitt) in 1944
- Oakland Raiders . . . . .played in Los Angeles 1982-94
- St. Louis Rams . . . . .played in Cleveland 1937-45; in Los Angeles 1946-94
- Washington Redskins . . . . .known as Braves prior to 1933; played in Boston prior to 1937


**PHILADELPHIA EAGLES**
**W-26**
**L-9**
**T-1**

1933 - Tie, 3-3 (BK)	1948 - Eagles, 12-7 (SH)	1986 - Bears, 13-10 (S) +
1935 - Bears, 39-0 (BK)	1949 - Bears, 38-21 (W)	1987 - Bears, 35-3, (V)
1936 - Bears, 17-0 (PH)	1955 - Bears, 17-10 (W)	<b>1988 - Bears, 20-12 (S) DP</b>
Bears, 28-7 (PH)	1961 - Eagles, 16-14 (FR)	1989 - Bears, 27-13 (S) mnf
1938 - Bears, 28-6 (PH)	1963 - Bears, 16-7 (V)	1993 - Bears, 17-6 (V)
1939 - Bears, 27-14 (W)	1968 - Bears, 29-16 (FR)	1994 - Eagles, 30-22 (V) mnf
1941 - Bears, 49-14 (SH)	1970 - Bears, 20-16 (DS)	1995 - Bears, 20-14 (S)
1942 - Bears, 45-14 (W)	1972 - Bears, 21-12 (V)	1999 - Eagles, 20-16 (S)
1943 - Bears, 48-21 (W)	1975 - Bears, 15-13 (S)	2000 - Eagles, 13-9 (V)
1944 - Bears, 28-7 (FB)	<b>1979 - Eagles, 27-17 (V) WC</b>	<b>2001 - Eagles, 33-19 (S) DP</b>
1946 - Bears, 21-14 (W)	1980 - Eagles, 17-14 (V)	2002 - Eagles, 19-13 (IL)
1947 - Bears, 40-7 (W)	1983 - Bears, 7-6 (V)	
	Bears, 17-14 (S)	


**PITTSBURGH STEELERS**
**W-19**
**L-6**
**T-1**

1934 - Bears, 28-0 (PI)	1945 - Bears, 28-7 (PI)	1980 - Steelers, 38-3 (TR)
1935 - Bears, 23-7 (PI)	1947 - Bears, 49-7 (W)	1986 - Bears, 13-10 (S) +
1936 - Bears, 27-9 (PI)	1949 - Bears, 30-21 (W)	1989 - Bears, 20-0 (TR)
Bears, 26-6 (W)	1958 - Steelers, 24-10 (PI)	1992 - Bears, 30-6 (S)
1937 - Bears, 7-0 (PI)	1959 - Bears, 27-21 (W)	1995 - Steelers, 37-34 (S) +
1939 - Bears, 32-0 (PI)	1963 - Tie, 17-17 (PI)	1998 - Steelers, 17-12 (TR)
1941 - Bears, 34-7 (W)	1967 - Steelers, 41-13 (PI)	
1943 - Bears, 48-21 (W)	1969 - Bears, 38-7 (W)	
1944 - Bears, 34-7 (W)	1971 - Bears, 17-15 (S)	
Bears, 49-7 (CM)	1975 - Steelers, 34-3 (TR)	


**ST. LOUIS RAMS**
**W-48**
**L-35**
**T-3**

1937 - Bears, 20-2 (CL)	1953 - Rams, 38-24 (LA)	1969 - Rams, 9-7 (W)
Bears, 15-7 (W)	Bears, 24-21 (W)	1971 - Rams, 17-3 (LA)
1938 - Rams, 14-7 (W)	1954 - Rams, 42-38 (LA)	1972 - Tie, 13-13 (S)
Rams, 23-21 (CL)	Bears, 24-13 (W)	1973 - Rams, 26-0 (S)
1939 - Bears, 30-21 (W)	1955 - Bears, 31-20 (LA)	1975 - Rams, 38-10 (LA)
Bears, 35-21 (CL)	Bears, 24-3 (W)	1976 - Rams, 20-12 (LA)
1940 - Bears, 21-14 (CL)	1956 - Bears, 35-24 (LA)	1977 - Bears, 24-23 (S) mnf
Bears, 47-25 (W)	Bears, 30-21 (W)	1979 - Bears, 27-23 (S)
1941 - Bears, 48-21 (CL)	1957 - Bears, 34-26 (W)	1981 - Rams, 24-7 (S) mnf
Bears, 31-13 (W)	Bears, 16-10 (LA)	1982 - Bears, 34-26 (AN)
1942 - Bears, 21-7 (CL)	1958 - Bears, 31-10 (W)	1983 - Rams, 21-14 (AN)
Bears, 47-0 (W)	Rams, 41-35 (LA)	1984 - Rams, 29-13 (AN)
1944 - Rams, 19-7 (CL)	1959 - Rams, 28-21 (W)	<b>1985 - Bears, 24-0 (S) CC</b>
Bears, 28-21 (W)	Bears, 26-21 (LA)	1986 - Rams, 20-17 (S) mnf
1945 - Rams, 17-0 (CL)	1960 - Bears, 34-27 (W)	1988 - Rams, 23-3 (AN) mnf
Rams, 41-21 (W)	Tie, 24-24 (LA)	1989 - Bears, 20-10 (S)
1946 - Tie, 28-28 (W)	1961 - Bears, 21-17 (LA)	1990 - Bears, 38-9 (S) sn
Bears, 27-21 (LA)	Bears, 28-24 (W)	1993 - Rams, 20-6 (AN)
1947 - Bears, 41-21 (LA)	1962 - Bears, 27-23 (LA)	1994 - Bears 27-13 (S)
Rams, 17-14 (W)	Bears, 30-14 (W)	1995 - Rams, 34-28 (SL)
1948 - Bears, 42-21 (W)	1963 - Bears, 52-14 (LA)	1996 - Bears, 35-9 (S)
Bears, 21-6 (LA)	Bears, 6-0 (W)	1997 - Bears, 13-10 (TW) sn
1949 - Rams, 31-16 (W)	1964 - Bears, 38-17 (W)	1998 - Rams, 20-12 (S)
Rams, 27-24 (LA)	Bears, 34-24 (LA)	1999 - Rams, 34-12 (TW)
1950 - Bears, 24-20 (LA)	1965 - Rams, 30-28 (LA)	2002 - Rams, 21-16 (EJ) mnf
Bears, 24-14 (W)	Bears, 31-6 (W)	2003 - Rams, 23-21 (S)
<b>Rams, 24-14 (LA) CC</b>	1966 - Rams, 31-17 (LA)	
1951 - Rams, 42-17 (W)	Bears, 17-10 (W)	
1952 - Rams, 31-7 (LA)	1967 - Rams, 28-17 (W)	
Rams, 40-24 (W)	1968 - Bears, 17-16 (LA)	


**SAN DIEGO CHARGERS**
**W-5**
**L-4**

1970 - Chargers, 20-7 (W)	1981 - Bears, 20-17 (S) +	1996 - Bears, 27-14 (S) sat
1974 - Chargers, 28-21 (SD)	1984 - Chargers, 20-7 (SD) mnf	1999 - Bears, 23-20 (SD)+
1978 - Chargers, 40-7 (SD) mnf	1993 - Bears, 16-13 (SD) sn	2003 - Bears, 20-7 (S)


**SAN FRANCISCO 49ERS**
**W-26**
**L-30**
**T-1**

1950 - Bears, 32-20 (KZ) Bears, 17-0 (W)	1960 - Bears, 27-10 (W) 49ers, 25-7 (KZ)	1972 - 49ers, 34-21 (S)
1951 - Bears, 13-7 (W)	1961 - Bears, 31-0 (W) 49ers, 41-31 (KZ)	1974 - 49ers, 34-0 (S)
1952 - 49ers, 40-16 (W) Bears, 20-17 (KZ)	1962 - Bears, 30-14 (KZ) 49ers, 34-27 (W)	1975 - 49ers, 31-3 (SF)
1953 - 49ers, 35-28 (W) 49ers, 24-14 (KZ)	1963 - 49ers, 20-14 (KZ) Bears, 27-7 (W)	1976 - Bears, 19-12 (SF)
1954 - 49ers, 31-24 (W) Bears, 31-27 (KZ)	1964 - 49ers, 31-21 (KZ) Bears, 23-21 (W)	1977 - Bears, 16-13 (SF)
1955 - 49ers, 20-19 (W) Bears, 34-23 (KZ)	1965 - 49ers, 52-24 (KZ) Bears, 61-20 (W)	1978 - Bears, 28-27 (SF)
1956 - Bears, 31-7 (W) Bears, 38-21 (KZ)	1966 - Tie 30-30 (W) 49ers, 41-14 (KZ)	1979 - Bears, 28-17 (SF)
1957 - 49ers, 21-17 (W) 49ers, 21-17 (KZ)	1967 - Bears, 28-14 (KZ)	1980 - Bears, 13-3 (S)
1958 - Bears, 28-6 (W) Bears, 27-14 (KZ)	1968 - Bears, 27-19 (W)	1981 - 49ers, 28-17 (SF)
1959 - 49ers, 20-17 (KZ) Bears, 14-3 (W)	1969 - 49ers, 42-21 (KZ)	1982 - Bears, 23-0 (SF) CC
	1970 - 49ers, 37-16 (W)	1983 - Bears, 26-10 (SF)
	1971 - 49ers, 13-0 (SF)	1984 - 49ers, 41-0 (SF) mnf
		1985 - Bears, 10-9 (S) mnf
		1986 - Bears, 28-3 (S) CC
		1987 - 49ers, 26-0 (SF)
		1988 - 49ers, 52-14 (SF) mnf
		1989 - 49ers, 44-15 (SF) SR
		1990 - 49ers, 17-0 (SF)
		2000 - Bears, 37-31 (ot) (S)
		2001 - 49ers, 49-7 (SF)
		2003 - 49ers, 49-7 (SF)


**SEATTLE SEAHAWKS**
**W-2**
**L-6**

1976 - Bears, 34-7 (SE)	1984 - Seahawks, 38-9 (SE)	1999 - Seahawks, 14-13 (S)
1978 - Seahawks, 31-29 (S)	1987 - Seahawks, 34-21 (S)	2003 - Seahawks, 24-17 (SS)
1982 - Seahawks, 20-14 (SE)	1990 - Bears, 17-0 (S)	


**TAMPA BAY BUCCANEERS**
**W-33**
**L-16**

1977 - Bears, 10-0 (TB)	1987 - Bears, 20-3 (S) Bears, 27-26 (TB)	1996 - Bears, 13-10 (S) Buccaneers, 34-19 (TB)
1978 - Buccaneers, 33-19 (TB) Bears, 14-3 (S)	1988 - Bears, 28-10 (S) Bears, 27-15 (TB)	1997 - Bears, 13-7 (S) Buccaneers, 31-15 (TB)
1979 - Buccaneers, 17-13 (S) Bears, 14-0 (TB)	1989 - Buccaneers, 42-35 (TB) Buccaneers, 32-31 (S)	1998 - Buccaneers, 27-15 (RJ) Buccaneers, 31-17 (S)
1980 - Bears, 23-0 (S) mnf Bears, 14-13 (TB) sat	1990 - Bears, 26-6 (TB) Bears, 27-14 (S)	1999 - Buccaneers, 6-3 (RJ) Buccaneers, 20-6 (S)
1981 - Bears, 28-17 (S) Buccaneers, 20-10 (TB)	1991 - Bears, 21-20 (TB) Bears, 27-0 (S) sat	2000 - Buccaneers, 41-0 (RJ) Bears, 13-10 (S)
1982 - Buccaneers, 26-23 (TB) +	1992 - Bears, 31-14 (S) Buccaneers, 20-17 (TB)	2001 - Bears, 27-24 (RJ) Bears, 27-3 (S)
1983 - Bears, 17-10 (S) Bears, 27-0 (TB)	1993 - Bears, 47-17 (S) Buccaneers, 13-10 (TB)	2002 - Buccaneers, 15-0 (IL)
1984 - Bears, 34-14 (S) Bears, 44-9 (TB)	1994 - Bears, 21-9 (S) Bears, 20-6 (TB)	
1985 - Bears, 38-28 (S) Bears, 27-19 (TB)	1995 - Bears, 25-6 (TB) Bears, 31-10 (S)	
1986 - Bears, 23-3 (TB) Bears, 48-14 (S)		


**TENNESSEE TITANS**
**W-4**
**L-4**

1973 - Bears, 35-14 (S)	1986 - Bears, 20-7 (H)	1995 - Bears, 35-32 (S)
1977 - Oilers, 47-0 (H)	1989 - Oilers, 33-28 (S)	1998 - Bears, 23-20 (VA)
1980 - Oilers, 10-6 (S)	1992 - Oilers, 24-7 (H) mnf	



## WASHINGTON REDSKINS

W-23

L-19

T-1

1932 - Tie 7-7 (BO)	1946 - Bears, 24-20 (W)	1984 - Bears, 23-19 (DC) DP
1933 - Bears, 7-0 (W)	1947 - Bears, 56-20 (WA)	1985 - Bears, 45-10 (S)
Redskins, 10-0 (W)	1948 - Bears, 48-13 (W)	1986 - Redskins, 27-13 (S) DP
1934 - Bears, 21-0 (BO)	1949 - Bears, 31-21 (WA)	1987 - Redskins, 21-17 (S) DP
1935 - Bears, 30-14 (BO)	1951 - Bears, 27-0 (WA)	1988 - Bears, 34-14 (DC)
1936 - Bears, 26-0 (BO)	1953 - Bears, 27-24 (WA)	1989 - Redskins, 38-14 (DC)
1937 - Redskins, 28-21 (W) NFL	1957 - Redskins, 14-3 (W)	1990 - Redskins, 10-9 (DC)
1938 - Bears, 31-7 (W)	1964 - Redskins, 27-20 (DC)	1991 - Redskins, 20-7 (S)
1940 - Redskins, 7-3 (WA)	1968 - Redskins, 38-28 (W)	1996 - Redskins, 10-3 (DC)
Bears, 73-0 (WA) NFL	1971 - Bears, 16-15 (S)	1997 - Redskins, 31-8 (S)
1941 - Bears, 35-21 (W)	1974 - Redskins, 42-0 (DC)	1999 - Redskins, 48-22 (FF)
1942 - Redskins, 14-6 (WA) NFL	1976 - Bears, 33-7 (S)	2001 - Bears, 20-15 (FF)
1943 - Redskins, 21-7 (WA)	1978 - Bears, 14-10 (DC) sat	2003 - Bears, 27-24 (S)
Bears, 41-21 (W) NFL	1980 - Bears, 35-21 (S)	
1945 - Redskins, 28-21 (WA)	1981 - Redskins, 24-7 (S)	

### BEARS vs. EXTINCT FRANCHISES

	Road	Home	Total
Akron Pros		2-0-1	2-0-1
Akron Indians		1-0	1-0
Boston Yanks	2-0	1-0	3-0
Brooklyn Dodgers	5-0	5-0-1	10-0-1
Buffalo All-Americans		3-1	3-1
Buffalo Bisons	1-0	0-1	1-1
Canton Bulldogs		2-2	2-2
Champaign	1-0		1-0
Chicago Tigers	2-0		2-0
Cincinnati Reds	1-0	1-0	2-0
Cleveland Bulldogs	0-1	2-0	2-1
Cleveland Indians		2-0	2-0
Columbus Tigers		2-0	2-0
Dallas Texans	0-1	1-0	1-1
Dayton Triangles		4-0	4-0
Detroit Panthers	1-1	1-0-1	2-1-1
Detroit Tigers		1-0	1-0
Detroit Wolverines		0-2	0-2
Duluth Eskimos		2-0	2-0
Frankford Yellow Jackets	2-3-1	5-1-1	7-4-2
Hammond Pros		3-0	3-0
Kewanee		1-0	1-0
Louisville Colonels		1-0	1-0
Milwaukee Badgers	1-0	2-0-1	3-0-1
Minneapolis Marines	3-0		3-0
Minneapolis Redjackets	1-0	2-0	3-0
Moline Tractors		1-0	1-0
New York Yankees	0-1	2-0	2-1
New York Yanks	1-1	2-0	3-1
Oorang Indians		2-0	2-0
Pottsville Maroons		3-0	3-0
Providence Steam Rollers	0-1	0-0-1	0-1-1
Racine Legion	1-0	1-0-2	2-0-2
Rochester Jeffersons		2-0	2-0
Rock Island Independents	2-1-3	6-0-1	8-1-4
Rockford	1-0		1-0
Staten Island Stapletons	0-0-1	1-0	1-0-1
Toledo Maroons		1-0	1-0
<b>TOTAL</b>	<b>25-10-5</b>	<b>65-7-9</b>	<b>90-17-14</b>

**BEARS vs. ACTIVE TEAMS**

	Regular season		Post-season		Overall
	Road	Home	Road	Home	
Arizona Cardinals	1-1	2-0			56-26-6
Chicago Cardinals	15-11-1	30-8-5			
Cardinals-Steelers	1-0	1-0			
Phoenix Cardinals	1-0	0-0			
St. Louis Cardinals	1-4	4-2			
Atlanta Falcons	5-5	6-5			11-10
Baltimore Ravens	0-1	1-0			1-1
Buffalo Bills	1-4	4-0			5-4
Carolina Panthers	0-1	1-0			1-1
Cincinnati Bengals	2-1	1-3			3-4
Cleveland Browns	1-6	3-2			4-8
Dallas Cowboys	3-5	5-4	0-1	0-1	8-11
Denver Broncos	3-4	3-2			6-6
Detroit Lions	34-36	44-22-3			83-60-5
Portsmouth Spartans	2-2-1	3-0-1			
Green Bay Packers	36-39-4	47-38-2		1-0	84-77-6
Houston Texans	0-0	0-0			0-0
Indianapolis Colts	2-0	2-0			17-21
Baltimore Colts	6-11	7-10			
Jacksonville Jaguars	1-0	1-1			2-1
Kansas City Chiefs	2-3	3-1			5-4
Miami Dolphins	2-4	1-2			3-6
Minnesota Vikings	18-25	19-21-2	1-0		38-46-2
New England Patriots	0-2	3-4		1-0*	4-6
New Orleans Saints	4-5	6-6		1-0	11-11
New York Giants	12-7-2	13-10	1-3	4-0	30-20-2
New York Jets	2-1	3-2			5-3
Oakland Raiders	1-2	2-2			5-6
Los Angeles Raiders	1-1	1-1			
Philadelphia Eagles	11-5-1	13-2	0-1	1-1	26-9-1
Eagles-Steelers		1-0			
Pittsburgh Steelers	3-5-1	9-1			19-6-1
Pittsburgh Pirates	3-0	1-0			
Cardinals-Steelers	1-0	1-0			
Eagles-Steelers		1-0			
San Diego Chargers	2-3	3-1			5-4
San Francisco 49ers	12-18	14-9-1	0-2	0-1	26-30-1
Seattle Seahawks	1-3	1-3			2-6
St. Louis Rams	1-3	1-2			48-35-3
Los Angeles Rams	14-14-1	20-10-2	0-1	1-0	
Cleveland Rams	5-3	6-2			
Tampa Bay Buccaneers	14-11	19-5			33-16
Tennessee Titans	0-0	0-0			4-4
Tennessee Oilers	1-0	0-0			
Houston Oilers	1-2	2-2			
Washington Redskins	7-9	9-5	2-1	1-3	23-19-1
Boston Redskins/Braves	3-1-1	1-0			
<b>TOTAL**</b>	<b>259-262-17</b>	<b>375-192-25</b>	<b>4-9</b>	<b>10-6</b>	<b>648-469-42</b>

**Note:** The Eagles and Steelers merged in 1943 and the Cardinals and Steelers merged in 1944. Games are officially recorded under both teams (though only counted once in the "TOTAL" line).

\* Bears were designated as home team, but game was at neutral site.

\*\* Total includes games versus extinct franchises

2004 opponents in blue.

Date	Opponent	Site	Score	Following Week
Oct. 5, 1970	Detroit Lions	Tiger Stadium	L 14-28	L Min
Nov. 29, 1971	Miami Dolphins	Orange Bowl	L 3-24	L @ Den
Oct. 23, 1972	Minnesota Vikings	SOLDIER FIELD	W 13-10	W @ StL
Nov. 12, 1973	Kansas City Chiefs	Arrowhead	L 7-19	L Det
Oct. 21, 1974	Green Bay Packers	SOLDIER FIELD	W 10- 9	L @ Buf
Oct. 27, 1975	Minnesota Vikings	SOLDIER FIELD	L 9-13	L Mia
Oct. 10, 1977	Los Angeles Rams	SOLDIER FIELD	W 24-23	L+ @Min
Sept. 25, 1978	Minnesota Vikings	SOLDIER FIELD	L 20-24	L+ Oak
Oct. 16, 1978	Denver Broncos	Mile High	L 7-16	L @ TB
Dec. 4, 1978	San Diego Chargers	Jack Murphy	L 7-40	W GB
Oct. 6, 1980	Tampa Bay Buccaneers	SOLDIER FIELD	W 23- 0	L @ Min
Nov. 3, 1980	Cleveland Browns	Cleveland	L 21-27	W Wash
Sept. 28, 1981	Los Angeles Rams	SOLDIER FIELD	L 7-24	W @ Min
Oct. 19, 1981	Detroit Lions	Silverdome	L 17-48	W+ SD
Dec. 3, 1984	San Diego Chargers	Jack Murphy	L 7-20	L GB
Oct. 21, 1985	Green Bay Packers	SOLDIER FIELD	W 23- 7	W Min
Dec. 2, 1985	Miami Dolphins	Orange Bowl	L 24-38	W Ind
Sept. 22, 1986	Green Bay Packers	Lambeau Field	W 25-12	W @ Cin
Nov. 3, 1986	Los Angeles Rams	SOLDIER FIELD	L 17-20	W @ TB
Dec. 15, 1986	Detroit Lions	Silverdome	W 16-13	W @ Dal
Sept. 14, 1987	New York Giants	SOLDIER FIELD	W 34-19	W TB
Nov. 16, 1987	Denver Broncos	Mile High	L 29-31	W Det
Dec. 14, 1987	San Francisco 49ers	Candlestick	L 0-41	L @ Sea
Oct. 24, 1988	San Francisco 49ers	SOLDIER FIELD	W 10- 9	L @ NE
Dec. 5, 1988	Los Angeles Rams	Anaheim	L 3-20	W Det
Dec. 19, 1988	Minnesota Vikings	Metrodome	L 27-28	end of season
Oct. 2, 1989	Philadelphia Eagles	SOLDIER FIELD	W 27-13	L @ TB
Oct. 23, 1989	Cleveland Browns	Cleveland	L 7-27	W LA Rams
Sept. 23, 1991	New York Jets	SOLDIER FIELD	W+ 19-13	L @ Buf
Nov. 11, 1991	Minnesota Vikings	Metrodome	W 34-17	W @ Ind
Dec. 23, 1991	San Francisco 49ers	Candlestick	L 14-52	end of season
Sept. 21, 1992	New York Giants	SOLDIER FIELD	L 14-27	W Atl
Nov. 2, 1992	Minnesota Vikings	SOLDIER FIELD	L 10-38	L+ Cin
Dec. 7, 1992	Houston Oilers	Astrodome	L 7-24	W Pit
Oct. 25, 1993	Minnesota Vikings	SOLDIER FIELD	L 12-19	L @ GB
Sept. 12, 1994	Philadelphia Eagles	Veterans Stadium	L 22-30	L Min
Oct. 31, 1994	Green Bay Packers	SOLDIER FIELD	L 6-33	W @ TB
Sept. 11, 1995	Green Bay Packers	SOLDIER FIELD	L 24-27	W @ TB
Oct. 30, 1995	Minnesota Vikings	Metrodome	W 14- 6	L+ Pit
Dec. 4, 1995	Detroit Lions	Silverdome	L 7-27	L @ Cin
Sept. 2, 1996	Dallas Cowboys	SOLDIER FIELD	W 22-6	L @ Wash
Oct. 28, 1996	Minnesota Vikings	Metrodome	W 15-13	W TB
Sept. 1, 1997	Green Bay Packers	Lambeau Field	L 24-38	L Min
Oct. 27, 1997	Miami Dolphins	Pro Player Stadium	W+ 36-33	L Wash
Oct. 7, 2002	Green Bay Packers	Memorial Stadium*	L 21-34	L+ @ Det
Nov. 18, 2002	St. Louis Rams	Edward Jones Dome	L 16-21	W Det
Dec. 9, 2002	Miami Dolphins	Pro Player Stadium	L 9-27	W NYJ
Sept. 29, 2003	Green Bay Packers	SOLDIER FIELD	L 23-38	W OAK

+ Overtime; \*Champaign, IL

Overall Record on *Monday Night Football*: 16-32 (Home: 10-11, Road: 6-21)

Record week following *MNF*: 23-23

At home following *MNF* home game: 4-3; following *MNF* road game: 11-7

On the road following *MNF* home game: 5-9; following *MNF* road game: 3-4

- The Bears-Dolphins game on December 2, 1985 remains the highest rated *Monday Night Football* game in NFL history drawing a 29.6 rating and 46.0 share.
- The Bears' 48 Monday night appearances from 1970-2003 rank eighth in the NFL behind Miami (69), Dallas (62), San Francisco (59), Oakland (58), Denver (51), Washington (51) and Pittsburgh (50).

# History

## Bears In the Pro Bowl

- 1/14/51 Dick Barwegan, G (1)  
Ray Bray, G (1)  
George Connor, T/LB (1)  
Fred Davis, T (1)  
Johnny Lujack, QB (1)  
Ed Sprinkle, DE (1)  
Bulldog Turner, C/LB (1)
- 1/12/52 Dick Barwegan, G (2)  
Ray Bray, G (2)  
George Connor, T/LB (2)  
John Dottley, RB (1)  
Johnny Lujack, QB (2)  
Ed Sprinkle, DE (2)  
Bulldog Turner, C/LB (2)
- 1/10/53 Dick Barwegan, G (3)  
George Connor, T/LB (3)  
Gene Schroeder, E (1)  
Ed Sprinkle, DE (3)  
Fred Williams, DT (1)
- 1/17/54 George Connor, T/LB (4)  
Jack Hoffman, E (1)  
Don Kindt, HB (1)  
Fred Williams, DT (2)
- 1/16/55 Bill Bishop, T (1)  
Bill George, LB (1)  
Harlon Hill, WR (1)  
Ed Sprinkle, DE (4)
- 1/15/56 Ed Brown, QB (1)  
Rick Casares, RB (1)  
Bill George, LB (2)  
Harlon Hill, WR (2)  
Jack Hoffman, E (2)  
Stan Jones, G (1)  
Bill Wightkin, T (1)
- 1/13/57 Ed Brown, QB (2)  
JC Caroline, HB (1)  
Rick Casares, RB (2)  
Bill George, LB (3)  
Harlon Hill, WR (3)  
Stan Jones, G (2)  
McNeil Moore, HB (1)  
Larry Strickland, C (1)
- 1/12/58 Doug Atkins, DE (1)  
Rick Casares, RB (3)  
Bill George, LB (4)  
Kline Gilbert, T (1)  
Stan Jones, G (3)
- 1/11/59 Doug Atkins, DE (2)  
Rick Casares, RB (4)  
Joe Fortunato, LB (1)  
Willie Galimore, RB (1)  
Bill George, LB (5)  
Stan Jones, G (4)  
Fred Williams, DT (3)

- 1/17/60 Doug Atkins, DE (3)  
Erich Barnes, DB (1)  
Rick Casares, RB (5)  
Bill George, LB (6)  
Stan Jones, G (5)  
Fred Williams, DT (4)
- 1/15/61 Doug Atkins, DE (4)  
Bill George, LB (7)  
Stan Jones, G (6)  
Johnny Morris, FL (1)
- 1/14/62 Doug Atkins, DE (5)  
Mike Ditka, TE (1)  
Bill George, LB (8)  
Stan Jones, G (7)
- 1/13/63 Doug Atkins, DE (6)  
Mike Ditka, TE (2)  
Joe Fortunato, LB (2)  
Richie Petitbon, DB (1)
- 1/12/64 Doug Atkins, DE (7)  
Mike Ditka, TE (3)  
Joe Fortunato, LB (3)  
Joe Marconi, RB (1)  
Richie Petitbon, DB (2)  
Mike Pyle, C (1)  
Roosevelt Taylor, DB (1)  
Bill Wade, QB (1)
- 1/10/65 Mike Ditka, TE (4)  
Joe Fortunato, LB (4)  
Johnny Morris,\* FL (2)
- 1/15/66 Doug Atkins, DE (8)  
Dick Butkus, LB (1)  
Mike Ditka, TE (5)  
Joe Fortunato, LB (5)  
Gale Sayers, RB (1)
- 1/22/67 Dick Butkus, LB (2)  
Richie Petitbon, DB (3)  
Gale Sayers†, RB (2)
- 1/21/68 Dick Butkus, LB (3)  
Gale Sayers,† RB (3)  
Richie Petitbon, DB (4)
- 1/19/69 Dick Butkus, LB (4)  
Gale Sayers,\* RB (4)  
Roosevelt Taylor, DB (2)
- 1/18/70 Dick Butkus, LB (5)  
Gale Sayers,† RB (5)
- 1/24/71 Dick Butkus, LB (6)  
Dick Gordon,\* WR (1)  
Bobby Joe Green, P (1)  
Cecil Turner, KR (1)
- 1/23/72 Dick Butkus, LB (7)  
Dick Gordon, WR (2)

- 1/21/73 Dick Butkus, LB (8)  
Ron Smith, KR (1)
- 1/20/74 Wally Chambers, DT (1)
- 1/20/75 None
- 1/26/76 Wally Chambers, DT (2)  
Walter Payton, RB (1)
- 1/17/77 Wally Chambers, DT (3)
- 1/23/78 Allan Ellis, CB (1)  
Walter Payton,† RB (2)
- 1/29/79 Walter Payton, RB (3)
- 1/27/80 Walter Payton, RB (4)
- 2/1/81 Gary Fencik, S (1)  
Dan Hampton, DE (1)  
Walter Payton, RB (5)
- 1/31/82 Gary Fencik, S (2)
- 2/6/83 Dan Hampton, DT (2)
- 1/29/84 Walter Payton, RB (6)  
Mike Singletary, LB (1)
- 1/27/85 Todd Bell, S (1)  
Richard Dent, DE (1)  
Dan Hampton, DT (3)  
Walter Payton, RB (7)  
Mike Singletary, LB (2)
- 2/2/86 Jim Covert, T (1)  
Richard Dent, DE (2)  
Dave Duerson, S (1)  
Dan Hampton, DE (4)  
Jay Hilgenberg, C (1)  
Jim McMahon, QB (1)  
Walter Payton, RB (8)  
Mike Singletary, LB (3)  
Otis Wilson, LB (1)
- 2/1/87 Jim Covert, T (2)  
Dave Duerson, S (2)  
Wilber Marshall, LB (1)  
Steve McMichael, DT (1)  
Jay Hilgenberg, C (2)  
Walter Payton, RB (9)  
Mike Singletary, LB (4)
- 2/7/88 Dave Duerson, S (3)  
Jay Hilgenberg, C (3)  
Wilber Marshall, LB (2)  
Steve McMichael, DT (2)  
Mike Singletary, LB (5)
- 1/29/89 Neal Anderson, RB (1)  
Mark Bortz, G (1)  
Dave Duerson, S (4)  
Jay Hilgenberg, C (4)  
Mike Singletary, LB (6)

# History

## Bears in the Pro Bowl

2/4/90	Neal Anderson,* RB (2) Jay Hilgenberg, C (5) Mike Singletary, LB (7)	2/7/93	Mike Singletary, LB (10)	2/4/01	Brian Urlacher, LB (1)
2/3/91	Neal Anderson,* RB (3) Mark Bortz,* G (2) Mark Carrier, S (1) Richard Dent, DE (3) Jay Hilgenberg, C (6) Mike Singletary, LB (8)	2/6/94	Richard Dent, DE (4) Mark Carrier, S (3) Donnell Woolford, CB (1)	2/9/02	Olin Kreutz, C (1) Brian Urlacher, LB (2) Ted Washington, DT (4) Larry Whigham, S (2) James Williams, OT (1)
2/2/92	Neal Anderson,* RB (4) Mark Carrier, S (2) Shaun Gayle, S (1) Jay Hilgenberg, C (7) Mike Singletary, LB (9)	2/5/95	None	2/2/03	Marty Booker, WR (1) Olin Kreutz, C (2) Brian Urlacher, LB (3)
		2/4/96	None	2/8/04	Jerry Azumah, KR (1) Olin Kreutz,* C (3) Brian Urlacher, LB (4)
		2/2/97	None		
		2/1/98	None		
		2/7/99	None		
		2/6/00	Glyn Milburn, KR (2)		

\* Did not play due to injuries  
† Denotes game's outstanding player



## Bears in Overtime

Since overtime was adopted in 1974, the Bears have played in 29 extra periods – which ranks third behind Minnesota (31) and Denver (31). Chicago's 15 overtime wins ties Washington for most in the NFC while in the AFC, Buffalo (17), Denver (17) and Pittsburgh (15) lead the overtime victory column.

Date	Coin flip winner	Site	Opponent	Score	Elapsed
Oct. 16, 1977	CHICAGO	Minnesota	Minnesota Vikings	L 16-22	6:45
Dec. 18, 1977	NY Giants	New York	New York Giants	W 12-9	14:51
Oct. 1, 1978	CHICAGO	CHICAGO	Oakland Raiders	L 19-25	5:19
Sept. 7, 1980	CHICAGO	Green Bay	Green Bay Packers	L 6-12	6:00
Nov. 27, 1980	CHICAGO	Detroit	Detroit Lions	W 23-17	0:21
Dec. 14, 1980	Cincinnati	CHICAGO	Cincinnati Bengals	L 14-17	4:23
Oct. 25, 1981	CHICAGO	CHICAGO	San Diego Chargers	W 20-17	9:30
Nov. 8, 1981	CHICAGO	Kansas City	Kansas City Chiefs	W 16-13	13:07
Jan. 2, 1983	CHICAGO	Tampa Bay	Tampa Bay Buccaneers	L 23-26	3:14
Sept. 18, 1983	CHICAGO	New Orleans	New Orleans Saints	L 31-34	10:57
Sept. 25, 1983	Baltimore	Baltimore	Baltimore Colts	L 19-22	4:51
Sept. 14, 1986	Philadelphia	CHICAGO	Philadelphia Eagles	W 13-10	5:56
Nov. 30, 1986	CHICAGO	CHICAGO	Pittsburgh Steelers	W 13-10	3:55
Nov. 18, 1990	Denver	Denver	Denver Broncos	W 16-13	13:14
Dec. 2, 1990	CHICAGO	CHICAGO	Detroit Lions	W 23-17	10:57
Sept. 23, 1991	NY Jets	CHICAGO	New York Jets	W 19-13	14:42
Nov. 24, 1991	Miami	CHICAGO	Miami Dolphins	L 13-16	4:11
Nov. 8, 1992	CHICAGO	CHICAGO	Cincinnati Bengals	L 28-31	8:39
Nov. 27, 1994	Arizona	Arizona	Arizona Cardinals	W 19-16	8:11
Dec. 1, 1994	CHICAGO	Minnesota	Minnesota Vikings	L 27-33	5:46
Nov. 5, 1995	CHICAGO	CHICAGO	Pittsburgh Steelers	L 34-37	8:19
Oct. 27, 1997	Miami	Miami	Miami Dolphins	W 36-33	9:25
Nov. 14, 1999	Minnesota	CHICAGO	Minnesota Vikings	L 24-27	3:56
Nov. 21, 1999	CHICAGO	San Diego	San Diego Chargers	W 23-20	4:58
Oct. 28, 2001	San Francisco	CHICAGO	San Francisco 49ers	W 37-31	0:16*
Nov. 4, 2001	CHICAGO	CHICAGO	Cleveland Browns	W 27-21	2:50
Sept. 29, 2002	CHICAGO	Buffalo	Buffalo Bills	L 27-33	1:58
Oct. 20, 2002	Detroit	Detroit	Detroit Lions	L 20-23	4:48
Nov. 24, 2002	Detroit	CHAMPAIGN	Detroit Lions	W 20-17	6:02

15-14 overall: 8-6 at home; 7-8 on the road

\*NFL record for shortest OT period. Mike Brown returned a Jeff Garcia interception 33 yards for a TD.







### SOLDIER FIELD MAKES DEBUT DURING 2003 SEASON

The Chicago Bears returned to the lakefront in 2003 when the team unveiled their new stadium on Sept. 29, 2003 against the Green Bay Packers. That game capped one of the team's greatest off-field achievements with the construction of the lakefront improvement plan which included the new football stadium within the confines of historic Soldier Field. Governor George Ryan ended the Bears 44-year stadium effort on Jan. 5, 2001, by signing House Bill 1284, designed not only to help fund a new stadium but to enhance Chicago's lakefront.

The City of Chicago's Lakefront Improvement Plan was announced publicly by Mayor Richard M. Daley on Nov. 15, 2000. The project replaced parking lots with 17 acres of new parkland, built an underground parking structure to serve the Museum Campus and Soldier Field, created easier access to the Museum Campus and added other amenities giving Chicagoans and tourists the ability to enjoy the lakefront year-round. Bears President and CEO Ted Phillips and his team of experts brought the proposal to the State Capital during the November veto session and answered the questions and concerns of the Illinois General Assembly. After three days of gathering support, the Illinois House and Senate passed Bill 1284 on Nov. 30, 2000, authorizing the Illinois Sports Facilities Authority to issue approximately \$406 million in bonds to help finance the \$630 million project. The debt service on the bonds were paid from the surplus and projected growth of the existing two percent Chicago local hotel tax plus a local distributive tax and state hotel tax subsidy. The remaining \$200 million was contributed by the Chicago Bears, including a \$100 million loan from the National Football League.

Demolition and construction began following the final home game of the 2001 season.

The following is a number of facts concerning different elements of the Soldier Field project and the Lakefront Initiative:

#### LAKEFRONT IMPROVEMENTS

**17 Acres of New Lakefront Parkland.** The project created approximately 17 acres of additional waterfront parkland for public enjoyment. This green space was programmed for year-round public uses such as a sledding hill, winter garden, a terraced park, an area for outdoor museum exhibits and other features. A playground for hard-surface sports will be built on surface parking lots near McCormick Place. The additional recreation space for Chicago and its visitors will result in the largest lakefront play/education neighborhood in Chicago.

**Greatly Expanded Public Parking.** The year-round parking facility created:

- 2,500 new underground parking spaces immediately adjacent to the Field Museum and Shedd Aquarium.
- 3,100 outdoor spaces between the stadium and McCormick Place to ensure Chicago's great tailgating tradition continues.

#### SOLDIER FIELD IMPROVEMENTS

##### New Amenities

- Increased sideline seating from 40% of seats to over 60% -- vastly improved sight lines.
- An increased number of new and improved restrooms (over 1,000 restroom fixtures) plus more variety and access at over 350 concession points of sale and wider aisles to relieve congestion in the concourses.
- Two state-of-the-art super-sized video boards, greatly increasing the desirability of the venue as a host to large outdoor concerts and civic events.
- A distributed sound system to provide crisp, clear sound to every seat.

# Soldier Field Lakefront Improvement Project

GSH



- A south courtyard setting inside current Gate "O" will provide fans with outdoor concessions in a garden terrace setting.
- A year-round retail store to visitors of the museum campus.

**A Multi-use Lakefront Wonder.** Above and beyond the Bears games, the New Soldier Field will host an increasing number of athletic events, prime concerts, and large civic, cultural and educational gatherings. The unique design will allow for easy stage setup and take down, along with a field that can accommodate both professional and international soccer events.

**Year-Round Potential Uses.** Development opportunities exist, which could include a Hall of Fame, restaurant and banquet room.

#### FUNDING THE LAKEFRONT IMPROVEMENT PLAN

- The Chicago Bears made a \$224 million contribution to this project, one of the largest ever for a NFL team to a publicly owned stadium. The team pays annual rent of \$5.7 million, in addition to accepting the cost overrun risks on the project.
- Unlike many of the other stadium proposals recently passed in the NFL (such as Arizona, Cincinnati and Green Bay), the entire cost of the Lakefront Project (\$630 million) was raised without asking for taxpayers' money. The plan was supported through a local City of Chicago hotel tax which is already in existence. There was no extension or increase of any taxes and the hotel tax was principally paid by visitors and tourists.

#### PRESERVING HISTORY

- The historic colonnades and historic South Wall remained untouched as the new stadium was built within the existing exterior of Soldier Field.
- The historic landmark Soldier Field will be open to the public, much like the memorials in Washington, DC, to offer beautiful views of the City of Chicago and the Lakefront for citizens and tourists year-round. The new stadium design allows visitors access to the colonnades 365 days a year unlocking a piece of Soldier Field's original tribute that had been unfinished for 80 years.
- The Memorial Water Wall honors all soldiers who have served in the United States Armed Forces. The Wall serves as an educational piece for families and visitors of the museum campus.
- A Doughboy statue was erected at the entrance of Gate O and the south concourse features a Medal of Honor tribute.

## INTERNET ACCESS

The Bears internet address is: [www.chicagobears.com](http://www.chicagobears.com)

The NFL internet address is: [www.nfl.com](http://www.nfl.com)

You can e-mail the Chicago Bears Media Relations Department at the following addresses:

[JimC@Bears.nfl.com](mailto:JimC@Bears.nfl.com)

[BrianH@Bears.nfl.com](mailto:BrianH@Bears.nfl.com)

[RogerH@Bears.nfl.com](mailto:RogerH@Bears.nfl.com)

[SharonL@Bears.nfl.com](mailto:SharonL@Bears.nfl.com)

Soldier Field



After playing 31 years along the lakefront a brief one-year hiatus from Soldier Field while the new stadium was being constructed within its historic colonnades, the Bears have returned to their stadium by the Lake. The Bears first season at Soldier Field was in 1971 after spending 50 seasons at Wrigley Field. Soldier Field was opened in 1924 as a 45,000-seat Municipal Grant Park Stadium. The first football game played on its field was November 22, 1924, as a capacity crowd watched Notre Dame edge Northwestern, 13-6.

It hosted the first boxing event which drew a gate of over \$2.5 million (Dempsey-Tunney, 1927), the first ski meet held in a stadium, and the all-time largest football crowd (123,000). The largest crowd for any event in Soldier Field was 260,000 on Sept. 8, 1954, for the Catholic church's Marian Year Tribute.

The 100,000-seat stadium was dedicated November 27, 1926, with Army battling Navy to a 21-21 tie. The all-time collegiate attendance record of 123,000 plus was established Nov. 26, 1927 as Notre Dame beat Southern Cal 7-6. In the first professional game at the then-mammoth stadium, the Bears defeated the Chicago Cardinals 10-0 on November 11, 1926.

Plans for the stadium started in 1919 as a memorial to the soldiers of WWI. Soldier Field stood on 10,000 pile foundations driving an average depth of 62.5 feet through fill that replaced the lake waters. The new stadium continues to be owned, maintained and operated by the Chicago Park District.

Other stadium notes since the Bears moved to Soldier Field:

- 1971 — September 19th, Chicago defeats the Pittsburgh Steelers 17-15 before capacity crowd of 55,701 in the Bears' first game since moving from Wrigley.
- 1979 — The stadium undergoes major reconstruction and renovation prior to the season including new lighting, playing surface, and locker rooms; rebuilding of seating area (new chairbacks, armrests, seats); and improvement of sightlines.
- 1982 — Additional rebuilding of seating areas was completed as well as new concourses with more restrooms and concession areas. A new press box, 60 deluxe skyboxes, and a new scoreboard were also built. Capacity is increased to 66,030.
- 1988 — Surface was changed from artificial turf to natural grass, and 56 skyboxes were added along south rim (increasing the total to 116). Capacity is increased to 66,946.
- 1992 — Four seats are added increasing the capacity to 66,950.
- 1994 — The Park District spends millions to refurbish the stadium for the World Cup soccer tournament. Capacity is reduced by six to the current figure of 66,944.
- 2000 — Mayor Daley announces Lakefront Redevelopment Project (11/15).
- 2001 — Project receives state and city approval.
- 2002 — Demolition begins on stadium immediately following playoff game (1/19).
- 2003 — Bears return to Soldier Field with Monday night re-opening on September 29 against Green Bay.

# Soldier Field

## Parking and Seating Charts

GSH

What time do the parking facilities and stadium gates open?

- Parking facilities surrounding the stadium open four hours prior to kickoff
- Gates open three hours before kickoff

Where is Will Call located?

- Outside Gate 10 at the southeast corner of the stadium

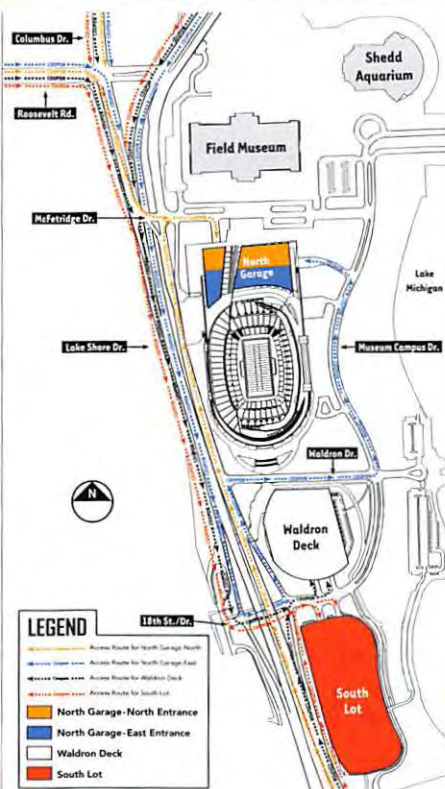
### WALKING DIRECTIONS FROM PRESS BOX TO LOCKER ROOM

Take elevator to concourse level. Take left out of elevator and through Field Access door. Take a right at the bottom of steps and follow corridor to west side of the stadium. From field, exit stadium at North west entrance. Turn left into interior corridor. Postgame interview room is fourth room on left. Locker room is first door on the left.

Visiting locker room is at the northeast corner of the stadium.

### WALKING DIRECTIONS FROM PRESS BOX TO STADIUM EXIT

Take elevator to concourse level. Exit through Press Entrance at Gate 14.



# Training Camp

## Olivet Nazarene University

The Bears return to Olivet Nazarene University in Bourbonnais, Ill., for the third consecutive season after spending 18 years in Platteville, Wis. The site, approximately 90 miles south of Chicago, provides the Bears with four practice fields, air-conditioned locker rooms and dining facility, a weight room, meeting rooms, and dorms for players, staff, media and guests.

**INFO:** General Camp: 815/928-5821  
 Media Relations: 815/928-5561  
 Administration: 815/928-5822  
 PR Fax: 815/939-7933

**Address:**  
 Chicago Bears  
 1 University Avenue  
 Bourbonnais, Ill. 60914

Jim Christman: 815/304-6146  
 Roger Hacker: 815/304-6142  
 Brian Hardin: 815/939-5372

**DATES:** Practices begin Wednesday, July 28th. The Bears will be in Bourbonnais through Wednesday, August 18, with one exception: on August 5-7, the Bears will travel to Macomb, Ill., for three practices and a scrimmage with the St. Louis Rams.

**PRACTICES and SCRIMMAGES:** Practice times are subject to change, but tentatively the morning workout starts at 8:40 AM, afternoon session at 3:55 PM and evening practices at 7:10 PM. Practices are on the Olivet Nazarene campus and are open to the public free of charge.

**MEDIA:** Credentials are required to cover practices and press conferences. They can be obtained in the Tigers Den located in the Leslie Parrott Convocation Athletic Center. The media work room, equipped with phones, is also located in the Tigers Den.

### TRAINING CAMP HISTORY:

2002-	Olivet Nazarene University, Bourbonnais, Illinois
1984-2001	University of Wisconsin-Platteville, Wisconsin
1975-83	Lake Forest College, Lake Forest, Illinois
1944-74	St. Joseph's College, Rensselaer, Indiana
1935-43	St. John's Military Academy, Delafield, Wisconsin
1934	Lane Tech High School, Chicago, Illinois
1933	University of Notre Dame, South Bend, Indiana

### DIRECTIONS TO BOURBONNAIS FROM CHICAGO: (approximately 90 miles)

- Take I-90/94 South to I-57. Take I-57 South to Bradley/Bourbonnais Exit 315. Follow the exit ramp as it curves to the right onto Rt. 50 South. Turn right onto Armour Road. At the second traffic light, turn left onto Convent St., which is also Rt. 45/52. There is also a Speedway gas station on corner. Follow the curves past the side entrance to campus on the left and continue to the main entrance that is lined with 10 flags.

### DIRECTIONS FROM LAKE FOREST:

- Take the Tri-State Tollway South/East (I-294) to I-80 West. Take I-80 West for two miles to I-57 South. Take I-57 South for 30 miles to Bradley/Bourbonnais Exit 315. Proceed as directed above.

### ABOUT OLIVET NAZARENE:

Founded in 1907, Olivet Nazarene University is a private, Christian, liberal arts university - a service of the Church of the Nazarene, theologically grounded in the Wesleyan tradition. Of the 20,000 Olivet alumni across the country and around the world, approximately 6,000 live in Northeast Illinois and Northwest Indiana. About 3,300 students (1,900 undergraduates) from 40 states and 15 countries attend the University. ONU fields 18 intercollegiate athletic teams for men and women. The Tigers are members of the National Association of Intercollegiate Athletics (NAIA, Division I), National Christian College Athletic Association (NCCAA, Division I) and Chicagoland Collegiate Athletic Conference (CCAC).

# 2004 Chicago Bears

## Media Information

**GSH**

**CREDENTIALS:** News media representatives who have not been issued season press credentials should request single game credentials by no later than Monday the week of the game by faxing or emailing Jim Christman, Media Services Manager, at (847) 615-2387 or JimC@Bears.nfl.com. Credentials will be left at the PRESS WILL CALL window located on the southeast side of Soldier Field, located outside of Gate 10. PRESS WILL CALL opens three hours before kickoff. Press entry into Soldier Field is on the south east side of the stadium, Gate 14. Photographer's entrance is at Gate 25. The press elevator is located across the concourse. Guests are NOT permitted in the press box and credentials are limited to working press only.

**PRESS BOX/PRESS GATE:** The 200-seat press box is located on Suite Level A in the southeast corner of the stadium. Entrance to the Press Box is at Gate 14 and is only accessible to persons holding a working press credential. Press Will Call is located outside Gate 10.

**PHOTOGRAPHERS:** Sideline credentials for field photographers are issued by the Bears' PR department. Free lance photographers who are not on specific assignment by a recognized sports or news publication will not be credentialed due to space limitations. Sideline credentials must be reserved by Monday before the game and can be picked up at PRESS WILL CALL at Gate 10. The field photo entrance is at Gate 25. The photographer's hospitality room is located directly across from Gate 25.

**PARKING:** Media parking is limited at Soldier Field. Applications must be made in writing on company letterhead to Jim Christman.

**TELEPHONES:** The Bears provide a limited number of co-op credit card phones for copy transmission. To order phone lines at the new Soldier Field Press Box call: SMG at 773/908-2292.

**TO SOLDIER FIELD FROM O'HARE AIRPORT:** Take Kennedy Expressway (I-94) to Congress Street. Exit east (left) to Columbus Drive. Go south (right) on Columbus until it feeds into Lake Shore Drive South. Soldier Field will be on the left. Entrance to parking is at south end of field (Waldron Drive).

#### BEARS MEDIA RELATIONS TELEPHONE NUMBERS:

Office: (847) 295-6600	Office Extension
Jim Christman, Media Services Manager	(847) 739-5221
Roger Hacker, Media Information Manager	(847) 739-5224
Sharon Lehner, Media Relations Assistant	(847) 739-5222
Brian Hardin, Media Relations Assistant	(847) 739-5349

### BEARS 2004 ROAD HEADQUARTERS

St. Louis (preseason)	Ritz Carlton	314-863-6300
Cleveland (preseason)	Cleveland Marriott	216-696-9200
Green Bay (Appleton)	Radisson Paper Valley	920-733-8000
Minnesota	Crowne Plaza	612-338-2288
Tampa Bay	Grand Hyatt Tampa Bay	813-874-1234
New York Giants	Sheraton Meadowlands	201-896-0500
Tennessee	Marriott Nashville Airport	615-889-9300
Dallas	Renaissance Dallas Hotel	214-631-2222
Jacksonville	The Jacksonville Marriott	904-296-2222
Detroit	Detroit Marriott Renaissance	313-568-8000

**Media  
Information**



### WBBM 780-AM

For the fifth consecutive season the Chicago Bears broadcasts will be on WBBM Newsradio 780. WBBM is Chicago's only all-news station and has led the market in news and sports broadcasting since 1968. Jeff Joniak will handle the play-by-play and the pregame show which starts three hours prior to kick-off. *Pro Football Weekly's* Hub Arkush and former Bear Tom Thayer round out the three-man crew. The postgame show from the locker room features exclusive analysis from Head Coach Lovie Smith and key players from the game. Bears fans can also find special insight and analysis of the Bears at [www.bears780.com](http://www.bears780.com).

**JEFF JONIAK:** Eighteen-year Chicago sports veteran Jeff Joniak enters his fourth year as play-by-play announcer. Joniak is familiar to Bears fans for his five years as the team's pre- and post-game host and as drive-time sports anchor on WBBM Newsradio 780, home of the Chicago Bears game-day broadcasts. Before tackling Halas Hall, Joniak co-hosted the game day broadcasts for the Chicago Bulls during their Championship years from 1991 to 1996. For his gripping coverage of the death of Walter Payton, Joniak and his staff won a prestigious Peter Lisagor Award. He also won two Lisagor awards for his coverage of the NFL Draft, AP awards for his "tell it like it is" sportscasts and UPI awards for his outstanding Bears reporting. Jeff and his wife Candi live with their daughters Kelly and Kaitlyn in the west suburbs.

**HUB ARKUSH:** Hub Arkush begins his 18th season as a member of the Bears radio team. Arkush is owner/publisher/editor of *Pro Football Weekly*, a periodical devoted to pro football that is widely read in NFL circles. Arkush also serves as the founder and co-host of the syndicated radio and television shows with the same name. Arkush worked as a pre-game and post-game analyst in 1985 before starting a long career on the Bears radio team. He is a highly sought after guest on sports talk shows nationwide. Arkush is a lifetime Chicagoan who attended Deerfield High School and the University of Michigan.

**TOM THAYER:** Originally a Bears' fourth-round draft pick in 1983 after an All-America career at Notre Dame, Tom Thayer played for two-plus seasons with the USFL's Chicago Blitz and Arizona Wranglers before joining the Bears. One of the team's strongest players, Thayer earned his starting role at right guard four games into the 1985 season and eventually compiled consecutive game and consecutive start streaks that led the Bears during the late 1980s. Thayer left the Bears in 1992 after a distinguished eight-year career at offensive guard. He retired in 1993 after one season with the Miami Dolphins. Before joining the Bears radio team in 1997, Thayer worked for two years as a Bears analyst on WFLD-TV's pro football programming. A former all-state lineman at Joliet Catholic High, Thayer resides in Chicago.



JONIAK



ARKUSH



THAYER



The Bears Radio Network consists of at least 27 stations across Illinois and the Midwest.

The following affiliates are included (as of June 14, 2004):

KCLN-AM ... Clinton, IA .....1390AM  
KCPS-AM ... Burlington, IA .....1150AM  
KJOC-AM ... Davenport, IA .....1170AM  
KWKY-AM ... Des Moines, IA .....1150AM  
WAIK-AM ... Galesburg, IL .....1590AM  
WBIG-AM ... Aurora, IL .....1280AM  
WDDD-AM ... Marion, IL ..... 810AM  
WFMB-AM ... Springfield, IL .....1450AM  
WGCY-FM ... Gibson City, IL .....106.3FM  
WGEM-FM ... Quincy, IL .....105.1FM  
WIVR-FM ... Watseka, IL .....101.7FM  
WKLZ-AM ... Kalamazoo, MI .....1470AM

WLBK-AM ... DeKalb, IL .....1360AM  
WLMD-FM ... Macomb, IL .....104.7FM  
WLQI-FM ... Rensselaer, IN .....97.7FM  
WRHL-AM ... Rochelle, IL .....1060AM  
WRHL-FM ... Rochelle, IL .....102.3FM  
WROK-AM ... Rockford, IL .....1440AM  
WSBT-AM ... South Bend, IN .....960AM  
WSOY-AM ... Decatur, IL .....1340AM  
WTRX-FM ... Pontiac, IL .....93.7FM  
WVLI-FM ... Kankakee, IL .....95.1FM  
WWFS-AM ... Peoria, IL .....1290AM  
WZZT-FM ... Sterling, IL .....102.7FM



## Bears Share & Ticket Office

**BEARS SHARE** - In 1993, the Bears created Bears Share, a ticket donation program. Thousands of tickets have been distributed to local charities since the program's inception. The idea is simple: if a season ticket subscriber cannot attend a game, he or she donates those tickets to the Special Olympics for the 2003 season. The charity either arranges for a responsible adult to escort one of their program participants to the Bears game, or re-sells the tickets at face value. The donating season ticket subscriber will not only help a worthwhile charity, but will also receive a tax deduction. Donating the tickets is as easy as mailing a letter but should be received at the following address no later than the Wednesday prior to the scheduled game: Special Olympics Illinois; care of Bears Share Ticket Donation; 800 Roosevelt Road; Building B - Suite 220; Glen Ellyn, Ill. 60137. For more information, check the Bears webpage at [www.chicagobears.com](http://www.chicagobears.com) or call the Bears ticket office at (847) 615-2327.

**TICKET OFFICE** - The Bears ticket office is located on the first floor of Halas Hall. Single-game tickets will be available late July through Ticketmaster by calling (312) 559-1212 or at [ticketmaster.com](http://ticketmaster.com).

The Bears Ticket Office telephone number is (847) 615-BEAR (2327).

## [www.chicagobears.com](http://www.chicagobears.com)

The Chicago Bears re-launched the official team website, [chicagobears.com](http://www.chicagobears.com) during this past off-season. The site features improved content, interactive features and functionality with a fresh new look.

Fans also have an increased role in shaping the content of the site in two new ways: The "Fans First - Live It" section includes fan quotes, message boards and e-mails while the "Chalk Talk" section permits fans to participate in regular Q&A sessions with Bears web writer, Larry Mayer.

[Chicagobears.com](http://www.chicagobears.com) is the primary location on the web for Bears fans and media to get up-to-the minute information and statistics on the team. Armed with enhanced multi-media technology, the site is the place for official breaking news regarding the Chicago Bears. A running ticker is the initial source of all Bears news while a weekly web TV show allows users to hear directly from Chicago's players and coaches when team news develops. The site also features more pictures, new wallpaper downloads and a streamlined layout. A new audio/video multi-media section includes the weekly web-based TV show, CB-TV, which is exclusively broadcast on [Chicagobears.com](http://Chicagobears.com). Live and archived press conferences, footage of Bears mini-camp, video player features and streaming audio is also available.

## PRE-SEASON TV

The 2004 season marks the 14th year the Bears have handled the production and advertising of their pre-season games, Chicago Bears Broadcasting continues to oversee the production. The club will control the broadcast for four games which will air on WMAQ-TV NBC5 and WCIU26 in Chicago. The games will be presented live in Spanish on Telemundo and re-broadcast the following evening on PAX. The games can be seen in various cities throughout the Midwest on the Bears Television Network. This year's play-by-play commentators will be Dave Barnett for the first three games and Dick Stockton for the fourth game. Former Bears head coach and NFL legend Mike Ditka will be the color commentator. 2004 games are as follows:

Aug. 12	7:00 p.m.	at St. Louis Rams	NBC5, Telemundo
Aug. 21	7:30 p.m.	vs. San Francisco 49ers	WCIU, Telemundo
Aug. 27	7:30 p.m.	vs. New Orleans Saints	WCIU, Telemundo
Sept. 3	7:00 p.m.	at Cleveland Browns	NBC5, Telemundo



Preseason games re-aired day after on PAX 38 4:00-7:00pm

## BEARS GAMEDAY LIVE

Bears Gameday Live is the official pre-game show of the Chicago Bears. Produced by Chicago Bears Broadcasting in conjunction with NBC5, Bears Gameday will provide exclusive and unique access into the Chicago Bears. Bears Gameday will air Sunday mornings at 10:30 a.m. CT starting September 12th and will originate from the NBC5 studios. Bears announcers Jeff Joniak and Tom Thayer will provide live, up-to-the-second updates on field conditions, injuries, and team news live from the playing field. Bears Gameday will present feature stories and interviews with Bears players and coaches.

## BEARS GAMENIGHT LIVE

Bears Gamenight Live will air Sunday nights at 10:45 p.m. following Sports Sunday on NBC5 starting September 5th. Bears Gamenight is a full half hour of game coverage featuring exclusive interviews with Bears Head Coach Lovie Smith. Bears Gamenight will feature exclusive coverage of the post-game Bears locker room scene. Bears Gamenight will offer insight and access that only Chicago Bears Broadcasting can deliver.

## BEARS INSIDER

The Bears Insider radio show begins its sixth year of production on The Score 670 AM. This hour-long show will cover the latest happenings from Halas Hall and around the NFL, as well as review and preview Bears opponents. Hosted by Bears radio color commentator Hub Arkush, the program features audience interaction. Head Coach Lovie Smith will explain the "ins and outs" of Bears football, giving Chicago fans an inside perspective of the organization. Bears Insider airs Monday nights at 6:00 p.m. starting August 16th.

## BEARS MANAGEMENT REPORT

Beginning its sixth year of production, the Bears Management Report will deliver fans all the inside scoop about the Bears organization. Chicago Bears President and CEO Ted Phillips, General Manager Jerry Angelo and other front office personnel will join Bears radio color commentator Hub Arkush each Monday night following the Bears Insider with Lovie Smith Radio Show on The Score 670 AM. Listeners will get their chance to ask about roster moves, and organizational strategies. Bears Management Report airs Mondays at 7:00 p.m. starting September 6th.



# Your Home of the Chicago Bears!

## 2004 Pre-Season Schedule

**NBC 5, Telemundo Thurs. August 12th at St. Louis 7:00pm**

**WCIU, Telemundo Sat. August 21st San Francisco 7:30pm**

**WCIU, Telemundo Fri. August 27th New Orleans 7:30pm**

**NBC 5, Telemundo Fri. September 3rd at Cleveland 7:00pm**

Games will be re-broadcast the following day at 4pm on PAX Television

Watch NBC 5 during the BEARS Regular Season

**BEARS Gameday Live: Sundays 10:30 am**

**Sports Sunday: Sundays 10:30 pm**

**BEARS Gamenight Live: Sundays 10:45 pm**





Dating back to 1920 when George S. Halas founded the team, the Chicago Bears have always been active in the community. Born and raised on Chicago's west side and a graduate of Crane Technical High School, George Halas was determined to give back to the community that so loyally supported and rallied around his beloved Bears. Since that time, the Chicago Bears organization continues to make a difference in the community via a collaborative effort between our charitable outreach efforts and our charitable beneficiary Bears Care, a fund of the Robert R. McCormick Tribune Foundation.

The Chicago Bears support our outreach mission through five Categories of Specialization: Education, Underprivileged Children and Families, Health and Wellness, Youth Football, and Volunteerism.



"Tales to Tackle" Reading Poster

### **EDUCATION**

The Bears understand the importance of providing aid to educational programs offered to children from grade levels kindergarten through high school. Whether teaching children to read, encouraging them to become better citizens, or discussing life experiences, our desire is to instill a characteristic vital to their development - hope. An educated child equates to a brighter future for the communities that comprise Chicago.



Martin Luther King, Jr. Day

### **UNDERPRIVILEGED CHILDREN & FAMILIES**

Developing outreach programs that improve the lives of those who are underprivileged is very important to our organization. Partnerships with local non-profit agencies allow us to help meet the needs of children and families. Both tangible and intangible programs exist to help fulfill our mission in this area, and fans can also play an active role through team-organized stadium drives. While many of the needs arise on a seasonal basis, the Bears are committed to being contributors throughout the year.



Youth Center Event



Special Olympic Athletes

### **HEALTH AND WELLNESS**

Contributing to the health and well-being of Chicagoans is very important to the Chicago Bears. We reach out to people in the Chicago area through awareness programs, preventive measure cam-



Bears Mini-Camp

paings, incentive award events, and financial assistance. Support is given to people affected by illness or disability, as well as programs that benefit specific causes. We are committed to helping people attain personal fulfillment and happiness.

## **YOUTH FOOTBALL**

The Chicago Bears have always taken an active role in supporting the NFL stars of tomorrow. We offer and support a variety of youth football opportunities throughout Chicagoland. These programs are designed for children ranging in age from six to fifteen years old and include youth camps, flag football leagues, tackle football leagues and clinics.

## **VOLUNTEERISM**

Bears executives, players, coaches, and staff understand the extreme importance of taking time out of our schedules to actively make a difference in the lives of people who are most in need.

Through our Paws for a Cause volunteer initiative, everyone in the Bears organization has the opportunity to participate in various hands-on, organization-wide volunteer events each year. In addition, we support a variety of awards and recognition programs that honor outstanding community volunteers and distinguish many of our players who actively give back to the community.



Bears Youth Football Camps



Bears Inner City Flag Football



Rockford Area  
Habitat for Humanity

**Our Mission:** Tackling the Needs of Chicago...through charitable outreach efforts, cause-related marketing initiatives, and grass roots programs in the areas of Education, Underprivileged Children and Families, Health and Wellness, Youth Football, and Volunteerism, the Bears strive to make a difference in the community. The Chicago Bears remain dedicated and committed to the people that comprise the great city of Chicago.

## **CHICAGO BEARS COMMUNITY RELATIONS CONTACT INFORMATION**

Caroline Guip  
Director  
(847) 739-5364  
carolineg@bears.nfl.com

Jessica Kies  
Manager  
(847) 739-5308  
jessicak@bears.nfl.com

Kate Rackow  
Assistant  
(847) 739-5343  
kater@bears.nfl.com

[www.chicagobears.com/community](http://www.chicagobears.com/community)



**BEARS CARE**

A fund of the Robert R. McCormick Tribune Foundation

### About Bears Care

The Chicago Bears have a long-standing tradition of supporting numerous charities and assisting those in need. In 1995, the Chicago Bears formalized its charitable organization through the creation of Bears Care, a fund partner of the Robert R. McCormick Tribune Foundation, in order to increase its effectiveness throughout the community. It is through this partnership that Bears Care receives, from the Robert R. McCormick Tribune Foundation, a 50% match on the net proceeds raised by Bears Care. This allows ever more of the needs that are presented by the community to be answered. Since its inception, Bears Care has issued over \$8 million in grants.

Bears Care supports programs that are designed to positively impact people in the areas of education, youth and families, athletics, entrepreneurship and health with a particular emphasis on programs aimed at disadvantaged youth.

### Fundraising Events



### Chicago Bears Hunt for Food & Shelter

The Hunt for Food and Shelter fundraiser runs through the football season and benefits food pantries and shelters. The program is co-sponsored with Abbott Laboratories, Aon, i\*mag\*jen Charities, TBMK and Visa. The campaign kicks off with the "Buck A Seat Helps Other Eat" collection drive. Families of the Chicago Bears players and coaches as well as Bears staff and other volunteers collect monetary donations from fans. Chicago Bears, defensive back Mike Brown, understands the importance of helping others and served as "player" honorary chairperson for the 2003 Chicago Bears Hunt For Food and Shelter. In the second phase of the program, schools and businesses conduct their own collection drives. "Kids Helping Kids - Make the Winning Team!" involves schools throughout Chicagoland. By collecting money for those in need, students help others while learning about smart philanthropy. The top two schools will earn a visit from a Chicago Bears player to speak to their school about the importance of helping others. Businesses participate in the fundraiser through the "Business Blitz To Tackle Hunger" program by placing a collection can in their office or storefront.

The Hunt for Food and Shelter campaign has raised over \$600,000 to date which supports food pantries and shelters throughout the Chicagoland area. These agencies also provide disadvantaged families with the resources and opportunities needed to overcome the obstacles of poverty and enable them to improve their quality of life. If you, your business, or school would like to become involved, please call Marge Hamm at (847)739-5325 or e-mail [margeh@bears.nfl.com](mailto:margeh@bears.nfl.com).

### Cancer Benefit Sponsored by Lou Malnati's and the Chicago Bears Wives

This fun family event held at Lou Malnati's Pizzeria in Buffalo Grove, supports charities such as the cancer programs at Northwestern Memorial Hospital, Children's Memorial Hospital and Gilda's Club. The Cancer Benefit gives fans an opportunity to support a great cause and meet some of their favorite players and coaches. This year's event will be held on September 20, 2004.



### Angels Among Us

Bears Care is expanding its work to maintain pace with the needs of Chicago's cancer patients. Bears Care and its corporate partners, Abbott Laboratories, Aon, Chicago Bears, Crate & Barrel, and Gas City are proud to fund a new program called Angels Among Us: Creating Lifesaving Miracles. It is a compassionate care initiative designed to provide personal support and help defray expenses that are not covered by traditional cancer treatment programs. One of the most frustrating and frightening experiences someone may have, is to know that there is a lifesaving drug or treatment that is beyond their reach because they lack the necessary resources. Coach Lovie Smith said, "My family and I are very proud to be a part of the Chicago Bears organization, and to support Bears Care initiatives. Anybody in this business knows that our success depends on interest and support from the community, and that is one of the reasons it's so easy to want to give back to the people of Chicago. Bears Care has been an invaluable tool in the fight against cancer for almost a decade, and the Angels Among Us compassionate care fund is just a natural extension of the great work that Bears Care has already been doing. Miracles can, and will continue to happen!"



### ***The Bears Care Gala***

The Bears Care Gala, "Brian's Song...So That Others May Live To Sing" is designed to fund researchers who are leaders in their field in the fight against breast and ovarian cancer, and to help them extend their breakthroughs to low income women. During the past nine years, the Bears Care Galas have raised over \$4.5 million to support breast and ovarian cancer research at Rush-Presbyterian St.

Luke's Medical Center, Northwestern Memorial, and John H. Stroger, Jr. Hospital of Cook County. This year alone approximately 205,000 new cases of breast cancer and 24,000 new cases of ovarian cancer will be diagnosed in this country. Bears Care supports focused research aimed at preventing and screening these devastating diseases and improving current methods of treatment.

The Bears Care Gala will be held on Friday, May 6, 2005 in the Cadillac Club at Soldier Field. We look forward to having many current players, coaches, and alumni join us to celebrate this magical evening in our fight against breast and ovarian cancer. Log on to [www.chicagobears.com](http://www.chicagobears.com) in 2005 to learn more about the fabulous and unique Gala raffle prizes.



### ***Rockford Area Habitat For Humanity***

Habitat for Humanity is an ecumenical Christian housing ministry that works in partnership with people in need of shelter to build simple, decent and affordable homes. Habitat for Humanity homeowners purchase their houses through no-profit, no-interest mortgages while contributing hundreds of hours of "sweat equity" labor working on their house and the houses of others. Mortgage payments are then utilized to help build homes for additional families.

Founded in 1988, Rockford Area Habitat for Humanity has built 50 homes, providing affordable housing to more than 200 adults and children.

Bears Care cooperates with Rockford Area Habitat for Humanity's "Super Bowl Sweeps" fundraiser. This raffle offers participants the opportunity to win four game tickets, round-trip airfare and hotel accommodations for the Super Bowl in Jacksonville, FL. Proceeds benefit Bears Care, a fund of the Robert R. McCormick Tribune Foundation. The Robert R. McCormick Tribune Foundation will match 50% of the net proceeds. Bears Care has issued \$407,000 in grants to Rockford Area Habitat for Humanity. The 2004-2005 "Super Bowl Sweeps" has the potential to generate up to \$90,000 in total revenue and matching funds.



### ***i\*mag\*jen Charities Golf Outing***

i\*mag\*jen Charities was incorporated in 1997 centering around an annual golf outing netting over \$150,000 over the years and benefiting a wide variety of local and state non-profit groups. i\*mag\*jen Charities has succeeded in raising over one million dollars for various non-profit organizations throughout the state. Bears Care and Youth For Life: Remembering Walter Payton have been the marquee beneficiaries at the i\*mag\*jen Charities golf outing with many current players, coaches, alumni in attendance.



### ***Organ Donor Awareness Youth For Life: Remembering Walter Payton***



The Chicago Bears have been strong supporters of organ donor awareness programs in honor of legendary former Bear Walter Payton, who lost his fight to cancer. The Chicago Bears instituted an organ donor program at the 1999 Chicago Bears Fan Convention.

Over 700 people signed on as donors, resulting in the largest single signup in the history of the Illinois Organ Donor Program.

From the success of the Chicago Bears Fan Convention, Bears Care decided to work with NFL Charities and Senator Dick Durbin to launch an exciting new national organ donor awareness program, Youth For Life: Remembering Walter Payton. The program was founded by Erin Kinsella, John McCaskey, Brittney Payton, and Mark Pendleton. The teenagers joined forces to establish a network of high school students who will help educate others about the nationwide need for registered organ donors. This encourages young people across the country to sign on as organ donors when they receive their first driver's license.

All the NFL Teams have joined to promote Youth For Life: Remembering Walter Payton. They are working with Health and Human Services Secretary Tommy Thompson, Walgreens, and the Illinois Coalition on Organ Donation to create a national model.

NFL League Office	280 Park Avenue, New York, NY 10017	(212) 450-2000
Pro Football Hall of Fame	2121 George Halas Dr. NW, Canton, OH 44708	(330) 456-8207
Elias Sports Bureau	500 Fifth Avenue, New York, NY 10036	(212) 869-1530

Team	PR Director	Phone Number
Arizona Cardinals	Mark Dalton	(602) 379-0101
Atlanta Falcons	Aaron Salkin	(770) 965-3115
Baltimore Ravens	Kevin Byrne	(410) 654-6200
Buffalo Bills	Scott Berchtold	(716) 648-1800
Carolina Panthers	Charlie Dayton	(704) 358-7000
<b>Chicago Bears</b>	<b>Jim Christman/Roger Hacker</b>	<b>(847) 295-9657</b>
Cincinnati Bengals	Jack Brennan	(513) 621-3550
Cleveland Browns	Todd Stewart	(216) 891-5000
Dallas Cowboys	Rich Dalrymple	(972) 556-9900
Denver Broncos	Jim Saccomano	(303) 649-9000
Detroit Lions	Matt Barnhart	(313) 216-4000
Green Bay Packers	Jeff Blumb	(920) 569-7500
Houston Texans	Tony Wiley	(832) 667-2000
Indianapolis Colts	Craig Kelley	(317) 297-2658
Jacksonville Jaguars	Dan Edwards	(904) 633-6000
Kansas City Chiefs	Bob Moore	(816) 920-9300
Miami Dolphins	Harvey Greene	(954) 452-7000
Minnesota Vikings	Bob Hagen	(612) 828-6500
New England Patriots	Stacey James	(508) 543-8200
New Orleans Saints	Greg Bense	(504) 731-1799
New York Giants	Pat Hanlon	(201) 935-8111
New York Jets	Ron Colangelo	(516) 560-8100
Oakland Raiders	Mike Taylor	(510) 864-5000
Philadelphia Eagles	Derek Boyko	(215) 463-2500
Pittsburgh Steelers	Ron Wahl	(412) 432-7820
St. Louis Rams	Duane Lewis	(314) 982-7267
San Diego Chargers	Bill Johnston	(858) 874-4500
San Francisco 49ers	Kirk Reynolds	(408) 562-4949
Seattle Seahawks	Dave Pearson	(425) 827-9777
Tampa Bay Buccaneers	Jeff Kamis	(813) 870-2700
Tennessee Titans	Robbie Bohren	(615) 565-4000
Washington Redskins	Michelle Tessier	(703) 726-2000



## NFL Calendar

Wed., July 28  
 Tue., Aug. 31  
 Sun., Sept. 5  
 Mon., Sept. 6  
 Sun., Sept. 12  
 Tue., Oct. 19  
 Tue., Nov. 16

Training camp practices begin — Bourbonnais, Ill.

Roster cut to 65 (3:00 pm CT)

Roster cut to 53 (3:00 pm CT)

Clubs may establish a practice squad of eight players

Regular season opener vs. Detroit Lions - Soldier Field (Noon)

Trading deadline (3:00 pm CT)

Deadline to sign drafted, franchise, transition players, and restricted and unrestricted free agents, to whom June 1 tender was made. If such players remain unsigned, they are prohibited from playing in the NFL in 2004.

Regular season ends vs. Green Bay Packers- Soldier Field (Noon)

Wild Card Weekend

Divisional Playoff games

Conference Championships

Super Bowl XXXIX — Jacksonville, Florida

Pro Bowl — Honolulu, Hawaii

NFL Combine, RCA Dome, Indianapolis, Indiana

2005 NFL Draft

Sun., Jan. 2, 2005  
 Jan. 8-9  
 Jan. 15-16  
 Sun., Jan. 23  
 Sun., Feb. 6  
 Sun., Feb. 13  
 Feb. 23- March 1  
 Apr. 23-24



## BEARS PRESEASON SCHEDULE

DATE	OPPONENT	TIME	NETWORK
Thursday, August 12	at St. Louis Rams	7:00 PM	NBC5
Saturday, August 21	SAN FRANCISCO 49ERS	7:30 PM	WCIU26
Friday, August 27	NEW ORLEANS SAINTS	7:30 PM	WCIU26
Friday, September 3	at Cleveland Browns	7:00 PM	NBC5

## NFL PRESEASON SCHEDULE

### HALL OF FAME WEEKEND (August 9)

**Monday, Aug. 9** Hall of Fame Game (Canton, OH) Denver vs. Washington (ABC)

### WEEK 1 (August 12-16)

Atlanta at Baltimore (ESPN, 8/12)

Seattle at Green Bay (ESPN, 8/16)

Arizona at Minnesota

Carolina at Washington

**Chicago at St. Louis**

Cincinnati at Tampa Bay

Cleveland at Tennessee

Dallas at Houston

Denver at Buffalo

Indianapolis at San Diego

Jacksonville at Miami

Kansas City at New York Giants

New York Jets at New Orleans

Oakland at San Francisco

Philadelphia at New England

Pittsburgh at Detroit

### WEEK 2 (August 19-23)

New York Giants at Carolina (FOX, 8/19)

Baltimore at Philadelphia (CBS, 8/20)

New York Jets at Indianapolis (ESPN, 8/21)

St. Louis at Kansas City (ABC, 8/23)

Dallas at Oakland

Denver at Seattle

Detroit at Cleveland

Houston at Pittsburgh

Minnesota at Atlanta

New England at Cincinnati

New Orleans at Green Bay

San Diego at Arizona

**San Francisco at Chicago**

Tampa Bay at Jacksonville

Tennessee at Buffalo

Washington at Miami

### WEEK 3 (August 26-30)

Pittsburgh at Philadelphia (ESPN, 8/26)

Washington at St. Louis (FOX, 8/27)

New England at Carolina (CBS, 8/28)

Tennessee at Dallas (ABC, 8/30)

Buffalo at Indianapolis

Cincinnati at Atlanta

Cleveland at Kansas City

Detroit at Baltimore

Green Bay at Jacksonville

Houston at Denver

Miami at Tampa Bay

**New Orleans at Chicago**

New York Giants at New York Jets

Oakland at Arizona

San Francisco at Minnesota

Seattle at San Diego

### WEEK 4 (September 2-5)

Arizona at Denver

Atlanta at Washington

Baltimore at New York Giants

Buffalo at Detroit

Carolina at Pittsburgh

**Chicago at Cleveland**

Green Bay at Tennessee

Indianapolis at Cincinnati

Jacksonville at New England

Kansas City at Dallas

Miami at New Orleans

Minnesota at Seattle

Philadelphia at New York Jets

San Diego at San Francisco

St. Louis at Oakland

Tampa Bay at Houston

100-Yard Receiving Games	236-238
100-Yard Rushing Games	233-235
300-Yard Passing Games	239
2003 Final Statistics	152-154
2003 Game Summaries	158-165
2003 NFL Standings	166
2003 Participation Chart	155
2003 Preseason Statistics	157
2003 Starting Lineups	156
2004 NFL Calendar	366
2004 NFL Preseason Schedule	367
All-Time Assistant Coaches	270
All-Time Drafts	243-250
All-Time First-Round Draft Picks	242
All-Time Jersey Numbers	251-258
All-Time Results, Year-by-Year	295-337
All-Time Roster	259-269
Angelo, Jerry, General Manager	8-9
Annual Interception Leaders	231
Annual Kickoff Return Leaders	230
Annual Picking Leaders	225-226
Annual Punt Return Leaders	229
Annual Punting Leaders	232
Annual Receiving Leaders	227-228
Annual Rushing Leaders	224
Annual Sacks Leaders	232
Annual Scoring Leaders	223
Attendance	222
Bears Care	364-365
Board of Directors	2
Career Miscellaneous Records	205-208
Career NFL Stats of Active Bears	148
Chicago Bears Broadcasting	360
Chicago Bears by the Decade	4-5
Coaching Staff Biographies	10-24
Babich, Bob	15
Bajakian, Mike	24
Bedford, Vance	16
Boras, Rob	17
Coiner, Charlie	18
Drake, Darryl	19
Dunbar, Karl	20
Goodwin, Harold	20
Gray, Torrian	21
Hoener, Pete	21
Lee, Lloyd	24
Rivera, Ron	12
Shea, Terry	13
Smith, Lovie	10-11
Spencer, Tim	22
Toub, Dave	14
Wilson, Wade	23
Community Relations	362-363
Football Staff	25-26
Hall of Famers	216-221
Historical Biographies	214-215
Historical Highlights	210-213
How the 2004 Bears were Built	149
How the 2004 Bears got to the NFL	150
Individual Postseason Records	201-204
Individual Records	172-182
Individual Rookie Records	171
Last Time, The	168-170
Media Information	357
Monday Night Football	348
NFL Public Relations Directory	366
Opponent's Individual Records	183-184
Overtime Record	350
Phillips, Ted, President & CEO	6-7
Players Biographies	
Abdullah, Rabih	34-35
Azumah, Jerry	36-37
Berrian, Bernard	128
Booker, Marty	38-41
Boone, Alfonso	42-43
Briggs, Lance	44
Brown, Alex	45-46
Brown, Mike	47-48
Brown, Ruben	49-50

Clark, Desmond	51-52
Colombo, Marc	53
Edinger, Paul	54-57
Edwards, Steve	58
Elliott, Jamin	59
Forsey, Brock	60
Gage, Justin	61
Gandy, Mike	62
Gibson, Aaron	63
Gilmore, John	64
Gray, Gray	65
Green, Mike	66-67
Grossman, Rex	68-69
Harriott, Claude	131
Harris, Tommie	126
Haynes, Michael	70
Hillenmeyer, Hunter	71
Joe, Leon	130
Johnson, Bryan	72-73
Johnson, Tank	127
Johnson, Todd	74
Jones, Thomas	75-78
Keathley, Michael	79
Knight, Bryan	80
Krenzel, Craig	132
Kreutz, Olin	81-82
LaFavor, Tron	83
Lyman, Dustin	84-85
Mannelly, Patrick	86
Marshall, Alfonso	133
Maynard, Brad	87-89
McMillon, Todd	90
McQuarters, R.W.	91-93
Merritt, Ahmad	94-95
Metcalfe, Terrence	96
Mitchell, Qasim	97
Odum, Joe	98
Peterson, Adrian	99-100
Quinn, Jonathan	101-102
Robinson, Bryan	103-104
Scott, Ian	105
Tafaya, Joe	106-107
Tait, John	108-109
Terrell, David	110-111
Thomas, Anthony	112-115
Tillman, Charles	116
Tucker, Rex	117
Urlacher, Brian	118-120
Vasher, Nathan	129
Wade, Bobby	121
Warner, Josh	122
Williams, Brock	123
Worrell, Cameron	124
Players with Pro Experience	134-141
Playoff Game Summaries	277-294
Postseason Results	276
Preseason Results, Year-by-Year	271-275
Pro Bowl, Bears in the	349-350
Quarterback Rating, Highest	226
Quarterbacks Starting Records	240-241
Radio Network	359
Radio Play-by-Play	358
Roster, First-Year Players	147
Roster, Veteran Players	146-147
Series Records, Team-by-Team	338-346
Soldier Field	352-355
Staff	27-32
Staff Directory	3
Team-by-Team Summary	347
Team Records-Defense	193-200
Team Records-Offense	185-192
Training Camp Information	356
Undrafted Free Agents	142-145

### INFORMATION BOXES

40 Rushes vs. 40 Passes	234
650th Franchise Victory	192
2003 Quarter by Quarter Scoring	89
2003 Season Awards	57
2004 Bears Draft Picks	127
2004 Bears Schedule Note	133
2004 Offseason Transactions	40-41
2004 Road Headquarters	357
Ages, Oldest and Youngest Players	23
Air Miles	200
Anthony Thomas Rushing	224
Artificial Turf, Record on	43
Attendance Records	19
Birthdays, Bears In-Season	228
Brown Leads	230
chicago bears.com	359
Cold-Weather Games	226
Come-From-Behind Wins	229
Contract Expiration	227
December Road Woes	82
Defensive Points Allowed Leaders	67
Directions to Halas Hall	17
Divisional Challenge	340
Divisions of the NFL	52
Draft Ratings	250
Fan Convention	16
Field Goals, Edinger	175
Fight Song	2
Franchise Moves	343
Free Agents Signings	25
Future Opponents, NFC North	153
Future Super Bowls	12
Halas Hall	73
Hall of Famers by Franchise	221
Head Coaches Records	22
Highest-Rated TV Programs...Ever	276
Home-Field Advantage	122
Instant Replay, Rules	100
Instant Replay's Players	111
International Games	275
Internet Access	353
Kickoff Weekend Wins	204
Longest Plays at Soldier Field	184
Longest Win/Lose Streak vs. Team	201
Man of the Year, Walter Payton	85
Naming the Bears	4
NFC North Standings	223
NFL Europe	275
Offensive Line Continuity	58
Opening-Day Foo, Familiar	131
Piccolo Award	46
Players Drafted in First Four Rounds	78
Playoff Appearances, All-time Team	26
Playoff Payouts	14
Practice Squad, All-Time	298
Quarterback Rating, Formula	69
Rankings, Bears in the	213
Retired Numbers	252
Rookie Starters, Opening Day	107
Rookie Starters, During Season	109
Sacks, Defensive Line	18
Sacks, Linebacker	15
Shutouts	174
State of the Bears	185
Strike Games	115
Super Bowl Winners, Bears vs.	270
Tacklers, Leading, First Three Seasons	97
Tacklers, Leading, Since 1975	115
Thanksgiving Day Games	231
Tie Games	236
Top Bears Victories/Defeats	267
Undrafted Free Agents	92
Uniform, The	269
Universities, Most Draftees	130
Wins in NFL History, Most	50
Wrigley Record	300-01

**PRESEASON**

Aug. 12	at St. Louis	7:00 pm	NBC5
Aug. 21	SAN FRANCISCO	7:30 pm	WCIU26
Aug. 27	NEW ORLEANS	7:30 pm	WCIU26
Sept. 3	at Cleveland	7:00 pm	NBC5

Preseason games re-aired day after on PAX 38 4-7 pm

**REGULAR SEASON**

Sept. 12	DETROIT	Noon	FOX 32
Sept. 19	at Green Bay	Noon	FOX 32
Sept. 26	at Minnesota	Noon	FOX 32
Oct. 3	PHILADELPHIA	Noon	FOX 32
Oct. 10	BYE		
Oct. 17	WASHINGTON	Noon	FOX 32
Oct. 24	at Tampa Bay	Noon	FOX 32
Oct. 31	SAN FRANCISCO	7:30 pm	ESPN
Nov. 7	at NY Giants	3:05 pm	FOX 32
Nov. 14	at Tennessee	Noon	FOX 32
Nov. 21	INDIANAPOLIS	Noon	CBS 2
Nov. 25	at Dallas	3:15 pm	FOX 32
Dec. 5	MINNESOTA	Noon	FOX 32
Dec. 12	at Jacksonville	Noon	FOX 32
Dec. 19	HOUSTON	Noon	CBS 2
Dec. 26	at Detroit	Noon	FOX 32
Jan. 2	GREEN BAY	Noon	FOX 32

Chicago time; HOME games (BLUE CAPS).

For Tickets: [ChicagoBears.com](http://ChicagoBears.com) or (847) 615-BEAR



**Mondays on 670 The Score**



All Bears games are broadcast live on



**GREAT  
TASTE...  
LESS  
FILLING.**



**Miller**  
Good call.



©2004 Miller Brewing Co., Milwaukee, WI



# 2004 NFL Schedule

## WEEK 10

Open Dates: Denver, Miami,  
Oakland, San Diego

### Sunday, November 14

Tampa Bay at Atlanta ..... Noon  
Pittsburgh at Cleveland ..... Noon  
Houston at Indianapolis ..... Noon  
Detroit at Jacksonville ..... Noon  
Kansas City at New Orleans ..... Noon  
Baltimore at NY Jets ..... Noon  
Seattle at St. Louis ..... Noon  
**Chicago at Tennessee** ..... Noon  
Cincinnati at Washington ..... 3:05p  
NY Giants at Arizona ..... 3:15p  
Minnesota at Green Bay ..... 3:15p  
Carolina at San Francisco ..... 3:15p  
Buffalo at New England ..... 7:30p  
**Monday, November 15**  
Philadelphia at Dallas ..... 8:00p

## WEEK 13

### Sunday, December 5

Cincinnati at Baltimore ..... Noon  
**Minnesota at Chicago** ..... Noon  
New England at Cleveland ..... Noon  
Arizona at Detroit ..... Noon  
Tennessee at Indianapolis ..... Noon  
Buffalo at Miami ..... Noon  
Carolina at New Orleans ..... Noon  
Houston at NY Jets ..... Noon  
San Francisco at St. Louis ..... Noon  
Atlanta at Tampa Bay ..... Noon  
Kansas City at Oakland ..... 3:05p  
Denver at San Diego ..... 3:05p  
Green Bay at Philadelphia ..... 3:15p  
NY Giants at Washington ..... 3:15p  
Pittsburgh at Jacksonville ..... 7:30p  
**Monday, December 6**  
Dallas at Seattle ..... 8:00p

## WEEK 16

### Friday, December 24

Green Bay at Minnesota ..... 2:00p

### Saturday, December 25

Oakland at Kansas City ..... 4:00p  
Denver at Tennessee ..... 7:30p

### Sunday, December 26

NY Giants at Cincinnati ..... Noon  
**Chicago at Detroit** ..... Noon  
San Diego at Indianapolis ..... Noon  
Houston at Jacksonville ..... Noon  
Atlanta at New Orleans ..... Noon  
Baltimore at Pittsburgh ..... Noon  
Carolina at Tampa Bay ..... Noon  
New England at NY Jets ..... 3:05p  
Buffalo at San Francisco ..... 3:05 p  
Washington at Dallas ..... 3:15p  
Arizona at Seattle ..... 3:15p  
Cleveland at Miami ..... 7:30p

### Monday, December 27

Philadelphia at St. Louis ..... 8:00p

## WEEK 11

### Sunday, November 21

Dallas at Baltimore ..... Noon  
St. Louis at Buffalo ..... Noon  
Arizona at Carolina ..... Noon  
**Indianapolis at Chicago** ..... Noon  
Pittsburgh at Cincinnati ..... Noon  
NY Jets at Cleveland ..... Noon  
Tennessee at Jacksonville ..... Noon  
Detroit at Minnesota ..... Noon  
Denver at New Orleans ..... Noon  
San Francisco at Tampa Bay ..... Noon  
San Diego at Oakland ..... 3:05p  
Miami at Seattle ..... 3:05p  
Atlanta at NY Giants ..... 3:15p  
Washington at Philadelphia ..... 3:15p  
Green Bay at Houston ..... 7:30p  
**Monday, November 22**  
New England at Kansas City ..... 8:00p

## WEEK 14

### Sunday, December 12

Oakland at Atlanta ..... Noon  
NY Giants at Baltimore ..... Noon  
Cleveland at Buffalo ..... Noon  
New Orleans at Dallas ..... Noon  
Detroit at Green Bay ..... Noon  
Indianapolis at Houston ..... Noon  
**Chicago at Jacksonville** ..... Noon  
Seattle at Minnesota ..... Noon  
Cincinnati at New England ..... Noon  
Miami at Denver ..... 3:05p  
NY Jets at Pittsburgh ..... 3:05p  
San Francisco at Arizona ..... 3:15p  
St. Louis at Carolina ..... 3:15p  
Tampa Bay at San Diego ..... 3:15p  
Philadelphia at Washington ..... 7:30p  
**Monday, December 13**  
Kansas City at Tennessee ..... 8:00p

## WEEK 17

### Sunday, January 2

Miami at Baltimore ..... Noon  
Pittsburgh at Buffalo ..... Noon  
New Orleans at Carolina ..... Noon  
**Green Bay at Chicago** ..... Noon  
Cleveland at Houston ..... Noon  
San Francisco at New England ..... Noon  
Cincinnati at Philadelphia ..... Noon  
NY Jets at St. Louis ..... Noon  
Detroit at Tennessee ..... Noon  
Minnesota at Washington ..... Noon  
Tampa Bay at Arizona ..... 3:05p  
Atlanta at Seattle ..... 3:05p  
Indianapolis at Denver ..... 3:15p  
Jacksonville at Oakland ..... 3:15p  
Kansas City at San Diego ..... 3:15p  
Dallas at NY Giants ..... 7:30p

## WEEK 12

### Thursday, November 25

Indianapolis at Detroit ..... 11

**Chicago at Dallas** ..... 3:

### Sunday, November 28

Tampa Bay at Carolina ..... No  
Cleveland at Cincinnati ..... No  
Tennessee at Houston ..... No  
San Diego at Kansas City ..... No  
Jacksonville at Minnesota ..... No  
Baltimore at New England ..... No  
Philadelphia at NY Giants ..... No  
Washington at Pittsburgh ..... No  
New Orleans at Atlanta ..... 3:0  
NY Jets at Arizona ..... 3:1  
Miami at San Francisco ..... 3:1  
Buffalo at Seattle ..... 3:1  
Oakland at Denver ..... 7:3  
**Monday, November 29**  
St. Louis at Green Bay ..... 8:00

## WEEK 15

### Saturday, December 18

Pittsburgh at NY Giants ..... 12:30  
Washington at San Francisco ..... 4:00  
Carolina at Atlanta ..... 7:30

### Sunday, December 19

**Houston at Chicago** ..... Noo  
Buffalo at Cincinnati ..... Noo  
Jacksonville at Green Bay ..... Noo  
Minnesota at Detroit ..... Noo  
San Diego at Cleveland ..... Noo  
Seattle at NY Jets ..... Noo  
Dallas at Philadelphia ..... Noo  
St. Louis at Arizona ..... 3:05p  
New Orleans at Tampa Bay ..... 3:05p  
Denver at Kansas City ..... 3:15p  
Tennessee at Oakland ..... 3:15p  
Baltimore at Indianapolis ..... 7:30p  
**Monday, December 20**  
New England at Miami ..... 8:00p

## POST-SEASON

### January 8-9, 2005

Wild Card

### January 15-16, 2005

Divisional Playoffs

### January 23, 2005

Conference Championships

### Sunday, February 6, 2005

Super Bowl XXXIX - Jacksonville

### Sunday, February 13, 2005

AFC-NFC Pro Bowl - Honolulu



# 2004 NFL Schedule

## WEEK 1

**Thursday, September 9**  
 Indianapolis at New England ..... 8:00p

**Friday, September 12**  
 Jacksonville at Buffalo ..... Noon  
 Detroit at Chicago ..... Noon  
 Baltimore at Cleveland ..... Noon  
 San Diego at Houston ..... Noon  
 Tennessee at Miami ..... Noon  
 Seattle at New Orleans ..... Noon  
 Cincinnati at NY Jets ..... Noon  
 Oakland at Pittsburgh ..... Noon  
 Arizona at St. Louis ..... Noon  
 Tampa Bay at Washington ..... Noon  
 Dallas at Minnesota ..... 3:15p  
 NY Giants at Philadelphia ..... 3:15p  
 Tampa Bay at San Francisco ..... 3:15p  
 Kansas City at Denver ..... 7:30p

**Saturday, September 13**  
 Green Bay at Carolina ..... 8:00p

## WEEK 2

**Sunday, September 19**  
 St. Louis at Atlanta ..... Noon  
 Pittsburgh at Baltimore ..... Noon  
 Houston at Detroit ..... Noon  
**Chicago at Green Bay** ..... Noon  
 Denver at Jacksonville ..... Noon  
 Carolina at Kansas City ..... Noon  
 San Francisco at New Orleans ..... Noon  
 Washington at NY Giants ..... Noon  
 Indianapolis at Tennessee ..... Noon  
 Seattle at Tampa Bay ..... 3:05p  
 New England at Arizona ..... 3:15p  
 Cleveland at Dallas ..... 3:15p  
 Buffalo at Oakland ..... 3:15p  
 NY Jets at San Diego ..... 3:15p  
 Miami at Cincinnati ..... 7:30p

**Monday, September 20**  
 Minnesota at Philadelphia ..... 8:00p

## WEEK 3

**Open Dates:** Buffalo, Carolina, New England, NY Jets

**Sunday, September 26**  
 Arizona at Atlanta ..... Noon  
 Baltimore at Cincinnati ..... Noon  
 Philadelphia at Detroit ..... Noon  
 Houston at Kansas City ..... Noon  
 Pittsburgh at Miami ..... Noon  
**Chicago at Minnesota** ..... Noon  
 Cleveland at NY Giants ..... Noon  
 New Orleans at St. Louis ..... Noon  
 Jacksonville at Tennessee ..... Noon  
 San Diego at Denver ..... 3:05p  
 Green Bay at Indianapolis ..... 3:15p  
 San Francisco at Seattle ..... 3:15p  
 Tampa Bay at Oakland ..... 7:30p

**Monday, September 27**  
 Dallas at Washington ..... 8:00p

## WEEK 4

**Open Dates:** Dallas, Detroit, Minnesota, Seattle

**Sunday, October 3**  
 New England at Buffalo ..... Noon  
**Philadelphia at Chicago** ..... Noon  
 Washington at Cleveland ..... Noon  
 NY Giants at Green Bay ..... Noon  
 Oakland at Houston ..... Noon  
 Indianapolis at Jacksonville ..... Noon  
 Cincinnati at Pittsburgh ..... Noon  
 New Orleans at Arizona ..... 3:05p  
 Atlanta at Carolina ..... 3:05p  
 NY Jets at Miami ..... 3:15p  
 Tennessee at San Diego ..... 3:15p  
 Denver at Tampa Bay ..... 3:15p  
 St. Louis at San Francisco ..... 7:30p

**Monday, October 4**  
 Kansas City at Baltimore ..... 8:00p

## WEEK 5

**Open Dates:** Chicago, Cincinnati, Kansas City, Philadelphia

**Sunday, October 10**  
 Detroit at Atlanta ..... Noon  
 NY Giants at Dallas ..... Noon  
 Minnesota at Houston ..... Noon  
 Oakland at Indianapolis ..... Noon  
 Miami at New England ..... Noon  
 Tampa Bay at New Orleans ..... Noon  
 Cleveland at Pittsburgh ..... Noon  
 Buffalo at NY Jets ..... 3:05p  
 Jacksonville at San Diego ..... 3:05p  
 Carolina at Denver ..... 3:15p  
 Arizona at San Francisco ..... 3:15p  
 St. Louis at Seattle ..... 3:15p  
 Baltimore at Washington ..... 7:30p

**Monday, October 11**  
 Tennessee at Green Bay ..... 8:00p

## WEEK 6

**Open Dates:** Arizona, Baltimore, Indianapolis, NY Giants

**Sunday, October 17**  
 San Diego at Atlanta ..... Noon  
 Miami at Buffalo ..... Noon  
**Washington at Chicago** ..... Noon  
 Cincinnati at Cleveland ..... Noon  
 Green Bay at Detroit ..... Noon  
 Kansas City at Jacksonville ..... Noon  
 Seattle at New England ..... Noon  
 San Francisco at NY Jets ..... Noon  
 Carolina at Philadelphia ..... Noon  
 Houston at Tennessee ..... Noon  
 Pittsburgh at Dallas ..... 3:15p  
 Denver at Oakland ..... 3:15p  
 Minnesota at New Orleans ..... 7:30p

**Monday, October 18**  
 Tampa Bay at St. Louis ..... 8:00p

## WEEK 7

**Open Dates:** Houston, Pittsburgh, San Francisco, Washington

**Sunday, October 24**  
 Buffalo at Baltimore ..... Noon  
 San Diego at Carolina ..... Noon  
 Philadelphia at Cleveland ..... Noon  
 Jacksonville at Indianapolis ..... Noon  
 Atlanta at Kansas City ..... Noon  
 St. Louis at Miami ..... Noon  
 Tennessee at Minnesota ..... Noon  
 Detroit at NY Giants ..... Noon  
**Chicago at Tampa Bay** ..... Noon  
 NY Jets at New England ..... 3:05p  
 Seattle at Arizona ..... 3:15p  
 Dallas at Green Bay ..... 3:15p  
 New Orleans at Oakland ..... 3:15p

**Monday, October 25**  
 Denver at Cincinnati ..... 8:00p

## WEEK 8

**Open Dates:** Cleveland, New Orleans, St. Louis, Tampa Bay

**Sunday, October 31**  
 Arizona at Buffalo ..... Noon  
 Detroit at Dallas ..... Noon  
 Jacksonville at Houston ..... Noon  
 Indianapolis at Kansas City ..... Noon  
 NY Giants at Minnesota ..... Noon  
 Baltimore at Philadelphia ..... Noon  
 Cincinnati at Tennessee ..... Noon  
 Green Bay at Washington ..... Noon  
 Atlanta at Denver ..... 3:05p  
 Carolina at Seattle ..... 3:05p  
 New England at Pittsburgh ..... 3:15p  
 Oakland at San Diego ..... 3:15p

**San Francisco at Chicago** ..... 7:30p

**Monday, November 1**  
 Miami at NY Jets ..... 8:00p

## WEEK 9

**Open Dates:** Atlanta, Jacksonville, Green Bay, Tennessee

**Sunday, November 7**  
 NY Jets at Buffalo ..... Noon  
 Oakland at Carolina ..... Noon  
 Dallas at Cincinnati ..... Noon  
 Washington at Detroit ..... Noon  
 Arizona at Miami ..... Noon  
 Philadelphia at Pittsburgh ..... Noon  
 Kansas City at Tampa Bay ..... Noon  
**Chicago at NY Giants** ..... 3:05p  
 New Orleans at San Diego ..... 3:05p  
 Seattle at San Francisco ..... 3:05p  
 Houston at Denver ..... 3:15p  
 New England at St. Louis ..... 3:15p  
 Cleveland at Baltimore ..... 7:30p

**Monday, November 8**  
 Minnesota at Indianapolis ..... 8:00p

# George Halas. Founder, Owner, Coach, Customer.



Proud to be the bank of the Bears since 1934.

**BANK ONE**  
Individual answers™