




Chicago Bears



1998 Media Guide



1998 Hall of Fame Inductee



MIKE SINGLETARY

The Chicago Bears boast the NFL's greatest linebacking tradition, and Mike Singletary is the latest in this long line to be considered among the league's all-time best players. "Samurai" Mike's induction into the Pro Football Hall of Fame on August 2, 1998, culminates a championship career that included selection to ten straight Pro Bowls (1983-92) and the most starts by a defensive player in team history (172; second to Walter Payton's 184 for most by any player).

Singletary was a leader on and off the football field and was known for ferocious hits and heady play—not to mention the familiar intensity of his eyes—for which he was named to the NFL Team of the 80's by the Pro Football Hall of Fame Board of Selectors. Singletary was voted AP Defensive Player of the Year in 1985 and 1988, and was the 1990 NFL Man of the Year for playing excellence and off-the-field contributions to the community. The Bears' defensive captain from '83-'92 finished as the team's first or second leading tackler in his final 11 seasons, and missed just two games in his 12-year career (both in 1986). He finished with 1,488 tackles, 19 sacks, and seven interceptions, and his ten Pro Bowls are the most ever by a Chicago Bear. In 1992, Singletary's final season, he led the team with 135 tackles, finished with double-digit stops in seven of 16 games, and was selected to his tenth straight Pro Bowl.



Singletary was drafted in the second round (38th overall) by the Bears in 1981; Chicago swapped second-round picks with San Francisco—moving past rival Minnesota—in exchange for a fifth-round pick, to select the two-time consensus all-American from Baylor. A two-year team captain, Singletary was the Southwest Conference Player of the Year in 1979 and 1980, and was the only junior selected to the SWC Team of the '70's. He averaged 15 tackles per game over his career, set the school record with 232 tackles in 1978, and never had fewer than ten tackles in a single game. Singletary moved swiftly into the flow of the pro game, breaking into the starting lineup for the final nine games of his rookie year. He earned all-rookie honors from the Pro Football Writers Association, UPI, *Pro Football Weekly*, and *Football Digest*—and his Hall of Fame Bears career was underway.

Singletary's community service continued after he left the playing field, and includes speaking to various youth groups in Chicago and Houston; FCA, Hemophilia Foundation of Illinois, and Drug and Substance Abuse. He resides in Barrington, Illinois with his wife Kim and seven children. Kim was the presenter at Mike's Hall of Fame induction.

Singletary's Pro Stats

	Interceptions											
	No	Yds	Lg	TD	This solo	FF	FR	PD	Sack-Yds	G-GS		
1981	1	-3	-3	0	72-60	1	0	4	0-0	16-9		
1982	0	0	0	0	71-61	1	1	2	1-9	9-9		
1983	1	0	0	0	148-118	1	4	7	3.5-23.5	16-16		
1984	1	4	4	0	116-81	3	1	4	3.5-24	16-16		
1985	1	23	23	0	113-89	0	3	5	3-24	16-16		
1986	1	3	3	0	129-68	1	0	9	2-15	14-14		
1987	0	0	0	0	108-55	3	1	4	2-14	12-12		
1988	1	13	13	0	170-89	0	1	3	1-3	16-16		
1989	0	0	0	0	151-79	2	0	5	1-2	16-16		
1990	0	0	0	0	151-67	0	2	4	1-6	16-16		
1991	0	0	0	0	124-53	0	0	0	0-0	16-16		
1992	1	4	4	0	135-65	2	0	4	1-8	16-16		
Career	7	44	23	0	1,488-885	14	13	51	19-128.5	179-172		

Playoffs

	No	Yds	Lg	TD	This solo	FF	FR	PD	Sack-Yds	G-GS
1984	0	0	0	0	9-6	0	0	2	0-0	2-2
1985	0	0	0	0	15-10	3	0	2	1-11	3-3
1986	0	0	0	0	12-7	0	0	0	0-0	1-1
1987	0	0	0	0	7-0	0	0	0	0-0	1-1
1988	0	0	0	0	13-4	0	0	1	0-0	2-2
1990	0	0	0	0	15-5	0	0	0	0-0	2-2
1991	0	0	0	0	12-6	0	0	0	0-0	1-1
Career	0	0	0	0	83-38	3	0	5	1-11	12-12

Singletary's Single Game Highs

Tackles: 20 at Den* (11/18/90)

Solos: 14 at GB (11/3/85)

*Overtime Game

Sacks: 3 vs NE (9/15/85)



1998 Schedule

PRE-SEASON

Sat.	Aug. 8	BEARS	___	at Baltimore Ravens	___	6:30 PM
Fri.	Aug. 14	BEARS	___	at Arizona Cardinals	___	9:00 PM
Fri.	Aug. 21	BEARS	___	BUFFALO BILLS	___	7:00 PM
Fri.	Aug. 28	BEARS	___	NEW YORK JETS	___	7:00 PM

REGULAR SEASON

Sun.	Sept. 6	BEARS	___	JACKSONVILLE JAGUARS	___	NOON
Sun.	Sept. 13	BEARS	___	at Pittsburgh Steelers	___	NOON
Sun.	Sept. 20	BEARS	___	at Tampa Bay Buccaneers	___	3:05 PM
Sun.	Sept. 27	BEARS	___	MINNESOTA VIKINGS	___	3:15 PM
Sun.	Oct. 4	BEARS	___	DETROIT LIONS	___	NOON
Sun.	Oct. 11	BEARS	___	at Arizona Cardinals	___	3:05 PM
Sun.	Oct. 18	BEARS	___	DALLAS COWBOYS	___	3:15 PM
Sun.	Oct. 25	BEARS	___	at Tennessee Oilers	___	3:05 PM
Sun.	Nov. 1	<i>Bye Week</i>				
Sun.	Nov. 8	BEARS	___	ST. LOUIS RAMS	___	NOON
Sun.	Nov. 15	BEARS	___	at Detroit Lions	___	7:20 PM
Sun.	Nov. 22	BEARS	___	at Atlanta Falcons	___	NOON
Sun.	Nov. 29	BEARS	___	TAMPA BAY BUCCANEERS	___	NOON
Sun.	Dec. 6	BEARS	___	at Minnesota Vikings	___	7:20 PM
Sun.	Dec. 13	BEARS	___	at Green Bay Packers	___	NOON
Sun.	Dec. 20	BEARS	___	BALTIMORE RAVENS	___	NOON
Sun.	Dec. 27	BEARS	___	GREEN BAY PACKERS	___	NOON

Chicago time: HOME games in blue

CREDITS

The Chicago Bears 1998 Media Guide was produced by the Bears' Public Relations Department. Cover photo of Curtis Conway by Tim Umphrey. Inside photos by team photographer Bill Smith. Printed by Commercial Lithographers, Inc. of Bensenville, IL (630 / 860-5444). Special thanks to Pat McGrath and Ed Kozak for their editorial help; and to Joe Ferrazza and Doug Green for additional assistance.



Index

3rd Down Defense	39	Most-watched TV Games	212
4 for 3rd (Kramer)	129	MVP-Europe	179
4th and Go!	37	Naming the Bears	4
40 Passes vs. 40 Rushes	47	NFC Central Standings	28
100-yard Receiving Games	174-175	NFL and PR Phone Numbers	238
100-yard Rushing Games	172-173	Off-season Transactions	10-11
300-yard Passing Games	176	Opening Day Rookie Starters	95
1000-yard Foe	225	Opponent Records	136
1997 Final NFL Standings	109	Overtime Games	233
1997 Bears Final Statistics	110-111	Payton, Walter	165
1997 Game Summaries	112-119	Piccolo Award & Winners	63
1998 Draft	94	Platteville	105
Air Miles	146	Players with Pro Experience Bios	99-101
Airing It Out (Single Game Pass Attempts)	57	Playoff Experience	25
All-time Practice Squad	199	Playoff Payouts	46
All-time Roster	196-206	Post-season Records	125
All-time Starters (1965-1997)	215-220	PR Telephone Numbers (around the NFL)	238
Annual Leaders	166-171	Practice Squad, all-time	199
Artificial Turf	101	Pre-season Results (Bears all-time)	208-211
Assistant Coaches, all-time	207	Pre-Season Schedule (NFL 1998)	239
Assistant Coaches Bios	9-15	Pro Bowlers	232-233
Attendance	163	Pronunciation Guide	107
Attendance records, Bears among NFL	80	QB Rating (the formula)	67
Bears Care	9	Quarterback Ratings (Bears' best)	176
Bears Share	237	Radio Affiliates ("Bears Radio Network")	237
Birthdays During the Season	83	Radio Play-by-Play Announcers	236
Blown Leads	204	Rankings, Bears in NFL	162
Broken Record x 4 (Pass Attempts / Completions)	55	Records—Versus Extinct Franchises	230
Bye Week, records after	80	Records—Versus Active Teams	231
Career Coaching Records	7, 156	Results—Pre-season	212
Career Records	155-156	Results—Regular season	213-220
Career Statistics of Active Bears	108	Results—Team-by-team ("Bears vs. NFL")	222-229
Central Division Standings (1978-1997)	28	Retired Numbers	189
Closing the Campaign	96	Road Trip Hotels / Headquarters	240
Coaches' Bios	6-15	Rookie Records	124
Come-from-behind Wins	204	Rookie Starters	95
Contract Expiration	33	Roster, 1998	106-107
Convention, Fan Club	36	Roster, All-time	196-206
Conway Movin' On Up	74	Safe Pick	93
Dates for 1998-99	238	Safeties	43
December Road Win	30	Schedule, 1998 (NFL)	Inside back cover
Directions to Halas Hall at Conway Park	154	Schedule, Bears 1998	1: back cover
Directions to Platteville	105	Schedule, 1998 NFL Pre-season	239
Directory, Bears Staff	3	Schedule, Toughest in '97	73
Drafted Stadium Records	101	Scoring Streak / Non-shutouts	76
Draft, 1998	94	Season Openers	143
Drafts (All-time)	182-187	Short Drives & Turnovers	64
Draftee Bios	92-97	Shutouts (Bears)	123
Fan Club / Fan Convention	36, 69	Singletary, Mike	inside front cover
Fax-on-Demand	237	Soldier Field	221
Fight Song 'Bear Down'	5	Special Teams Tackles	15
Finally, Eight	224	Standings, 1997 Final	109
First-Round Picks, All-Time	181	Starters, All-Time	215-220
Football Staff photos	16-18	State of the Bears (states of origin)	149
Franchise Moves	227	Super Bowl Sites (1999-2003)	24
Gettin' Past The Pats	181	Super Bowl Winners vs. Bears	207
Halas Hall at Conway Park	79	Team Records — Defense	146
Halas, George	164	Team Records — Offense	138
Halas, George, Jr. ("Mugs")	165	Team-by-Team Records vs. Bears	222-229
Hall of Famers	177-180	Television and Radio Shows	235
Head Coaches	7	Thanksgiving Day Games	170
Historical Highlights	159-162	Ticket Office	237
History	4-5, 159	Tie Games	230
Hotels, team and opponents'	240	Time of Possession	48
How the Bears Were Built	120	Training Camp	105
Individual Records	126	Transactions (Off-season 1998)	10-11
Injury Report (1997)	22	Turf, Games on Artificial	101
International Games	210	Turnovers Tellin' The Tale	178
Internet	20	Undrafted Free Agents 1998 bios	102-104
Jaeger: 80/80 man	50	Undrafted free agents (general)	80
Jersey Numbers, All-Time	188-195	Veteran Bios	19
Kramer's TD Tosses	51	W's Around the League	83
Last Time, The	121-123	Wannstedt Roster	40
Longest Plays at Soldier Field	137	Wannstedt Show	235
Luncheon Series	235	Wannstedt, Dave	6
Media Information	240	Wet Gets Busy (Ryan Wetnight)	89
Middle Linebackers	86	Winning 600	169
Mint of a Deal	67	Wrigley Field	195
Monday Night Football	234	Year-by-year	213-220



Club Directory

HEADQUARTERS

Halas Hall
1000 Football Drive
Lake Forest, IL 60045
847 / 295-6600

SOLDIER FIELD

425 E. McFetridge
Chicago, IL 60605

Chicago Bears internet address:

<http://bears.nfl.com>

MANAGEMENT / ADMINISTRATION

Chairman of the Board.....Ed McCaskey
President/CEO.....Michael McCaskey
Vice President of Operations.....Ted Phillips
Director of Administration.....Bill McGrane
Administrative Assistants.....Ann Quint,
.....Dianne Shabat, Robyn Wilkey

MARKETING

Dir. Marketing/Broadcasting.....Ken Valdiserri
Dir. Community Involvement.....Pat McCaskey
Mgr of Promotions & Advertising.....John Bostrom
Mgr of Sales & Development.....Jack Trompeter
Skybox Manager.....Caroline Guip
Mgr Special Events / Fan Relations.....Francie Portrey
Administrative Assistant.....JulieAnn Henry

PUBLIC RELATIONS

Director of Public Relations.....Bryan Harlan
Assistant Director.....Phil Handler
Assistant.....Scott Hagel
Administrative Assistant.....Anne Appel

TICKETS

Ticket Manager.....George H. McCaskey
Assistant Manager.....Kendra Lindborg
Customer Service Reps.....Bill Collingbourne,
.....Linda Grubb, Meredith Vail

ACCOUNTING

Controller.....Kris Voska
Senior Accountant.....Chad Fuller
Accounting Assistants.....Lorelei Potts,
.....Cheryl Sinnot
Administrative Assistant.....Sherrie Geisler

OFFICE STAFF

Administration.....Tim McCaskey
Administration.....Clyde Enrich
Receptionist.....Sharon Lehrer
Administrative Assistant.....Emily Miller
Superintendent.....R.L. McMurrin
Stadium Assistant.....Bryan Pett
Building Maintenance.....Ole Halvorsen
Groundskeeper.....Ken Mrook
Assistant Groundskeeper.....John Berta
Assistant.....Joe Krajniak
Mailroom.....Max Swiatek

COACHING STAFF

Head Coach.....Dave Wannstedt
Assistant Head Coach / Off. Line.....Tony Wise
Offensive Coordinator / QBs.....Matt Cavanaugh
Defensive Coordinator / Nickelbs.....Bob Slowik
Defensive Line.....Clarence Brooks
Linebackers.....Carlos Mainord
Defensive Backs.....Greg Schiano
Running Backs.....Joe Brodsky
Wide Receivers.....Ivan Fears
Tight Ends.....Tom Rossley
Special Teams.....Keith Armstrong
Administrative Assistant.....Barb Allen
Administrative Assistant.....Colette Barker

PLAYER PERSONNEL

Vice Pres. of Player Personnel.....Mark Hatley
Director of College Scouting.....Bill Rees
Director of Pro Personnel.....Rick Spielman
Area Scouts.....Marty Barrett, Phil Emery,
.....Bobby Riggie, Jeff Shiver, John Paul Young
BLESTO Scout.....Glenn Schembechler
Pro Scout.....Willie Peete
Pro Scout.....George Paton
Administrative Assistant.....Chrissy Mauck

COMPUTERS

Dir. Information Systems.....Greg Gershuny

FOOTBALL STAFF

Physical Development Coordinator.....Russ Riederer
Asst. Physical Development Coordinator.....Steve Little
Offensive Quality Control.....Eric Studesville
Defensive Quality Control.....Ron Rivera
Head Athletic Trainer.....Tim Bream
Assistant Athletic Trainer.....Eric Sugarman
Assistant Athletic Trainer.....Jimmy Jordan
Equipment Manager.....Tony Medlin
Assistant Equipment Manager.....Randy Knowles
Assistant Equipment Manager.....Carl Piekarski
Director of Player Development.....Brian McCaskey
Coordinator of Player Programs.....Dwayne Joseph
Director of Video Services.....Dean Pope
Assistant Video Director.....Dave Hendrickson
Video Assistant.....Peter Taylor
Consulting Orthopaedists.....Mark Bowen,
.....Gordon Nuber, Michael Schafer
Consulting Internists.....Michael Ankin,
.....Howard Katz, Jerry Osher



The Bears

One of the world's most storied professional sports franchises, the Chicago Bears were established in 1920 as George Halas founded professional football with representatives from 12 other clubs in Canton, Ohio. Halas was not only the team's founder but served as head coach for 40 years, and was active with the Bears until his death in 1983. The franchise has won nine world championships, (six of those coming between 1932-46), and in 1997 became the first club in NFL annals to notch its 600th victory. The team has participated in the playoffs 22 times, and sent 24 players (including 1998 inductee Mike Singletary), one coach, and one general manager to the Pro Football Hall of Fame, the most of any team.

A native Chicagoan, Halas was a three sport letterman at the University of Illinois. He joined the Navy after graduation before playing right field for the New York Yankees. A hip injury ended his baseball career and Halas moved to Decatur to work for a corn products firm owned by A.E. Staley, who sponsored a semi-pro baseball team and later commissioned Halas to organize an independent football team. One year later, Staley gave Halas the club and Halas made Dutch Sternaman his partner. Halas was a player-coach from 1920-29 and was named to the NFL all-pro squad of the 1920s. He holds three NFL coaching records and four Bears coaching records. Halas' 324 coaching victories was broken in 1994 by Don Shula of the Miami Dolphins. Halas led the Bears to six world championships — his first and last separated by 42 years (1921 and 1963). *(See the index for more on George Halas.)*

1920s: George Halas founded pro football and the Decatur Staley's in 1920 and set membership at \$100 per club. The Staley's posted a 10-1-2 record in that inaugural season as each player earned \$1,900 for the season. The Bears won their first title the next season (1921) with a 9-1-1 mark and went on to post winning records in all but one season in the entire decade (1929: 4-9-2). The first major signing took place in 1925 when the Bears signed Red Grange to a contract. Halas then took Grange and the Bears on a coast-to-coast barnstorming tour in which the club played 16 games in nine weeks. The first game of that stretch was played before 36,000 at the team's home site, Wrigley Field.

1930s: Halas left the coaching ranks in 1930 and Ralph Jones led the club to a 24-10-7 record from 1930-32. The Bears won the 1932 championship before 11,198 fans at Chicago Stadium. The franchise lost \$18,000 that season and Sternaman sold his half of the club to Halas. The 1933 season marked Halas' return to coaching and the beginning of the National Football League. The Bears beat the Giants 23-21 in the NFL's first championship game that year. The Bears advanced to the NFL title game twice more in the decade, but fell to the Giants in 1934 and the Redskins in 1937.

1940s: The decade began with another NFL title as the Bears buried the Washington Redskins, 73-0, as ten different players scored while Chicago unveiled the T-formation. Halas left for war duties in the middle of the 1942 season. The team continued winning, but lost the title game in Washington, 14-6. Luke Johnsos and Hunk Anderson co-coached the wartime Bears the next three seasons. In 1943, the Bears beat Washington 41-21, at Wrigley Field in the NFL title game. Halas returned in 1946 and the Bears won the title again — defeating the Giants, 24-14, before a NFL record crowd of 58,346 in the Polo Grounds.

NAMING THE BEARS

George Halas originally named the team the Decatur Staleys after A.E. Staley, a starch manufacturer and enthusiastic sports fan who sponsored a semi-pro team and commissioned Halas to organize the new squad.

One year later, trying to match the profitability of Chicago's baseball games, Staley asked Halas if he would take the team off Staley's hands and move it to Chicago for \$5,000, while keeping the name Staleys for another year. With the help of legendary baseball pioneer Bill Veeck and William Wrigley, Halas soon acquired a lease to play at Wrigley Field.

When Halas's obligation to Staley terminated in 1922, he considered re-naming the team the Chicago Cubs out of respect for Veeck and Wrigley who, according to Halas in his biography, "had been such a great help."

But, as Halas continued, "I noted football players are much bigger players than baseball players, so if baseball players are cubs, then football players must be bears!"

On January 28, 1922, the franchise was re-named the Chicago Bears.

The team colors have always been blue and orange after those of Halas' alma mater, the University of Illinois. Halas lettered in football, basketball, and baseball for the Fightin' Illini, and is honored as one of U of I's most distinguished alumni in the Illini Union in Champaign-Urbana.



The Bears

1950s: The Bears began the decade with a title run, but lost to the Rams in the 1950 Western Division title game, 24-14. Paddy Driscoll replaced Halas as coach in 1956 and the Bears lost to the Giants in the NFL Championship game at Yankee Stadium. Halas returned for his final stint as head coach in 1958.

1960s: The Bears won their final title under Halas in 1963, beating the NY Giants, 14-10, at Wrigley Field. A new era was signaled in 1965 when the club drafted Dick Butkus and Gale Sayers in the first round of the college draft. Sayers set a NFL record with 22 TDs as a rookie, including six in a single game against the 49ers. Prior to the 1968 season, Halas retired from coaching after 40 seasons and a 324-151-31 record.

Ed McCaskey was named team's vice-president and treasurer in 1967, a position he held for 17 years before being named to his current position of Chairman of the Board in 1983. Ed spearheaded the club's civic activities for many years and attends NFL meetings. Among his many civic contributions on behalf of the Bears was guiding the Brian Piccolo Fund from its inception in 1970 to 1987, raising millions of dollars for cancer research.

1970s: The Bears played their final season in Wrigley Field in 1970 before moving to Soldier Field. In the same year, Halas was elected president of the NFC as the NFL and AFL merged. In 1974, Jim Finks joined the Bears as General Manager. Finks named Jack Pardee, the first non-Bear in such a position, as head coach replacing Abe Gbron. In 1975, the Bears moved their training camp to Lake Forest after spending 31 years in Rensselaer, Indiana; and Walter Payton was the club's first-round draft choice. After a 14-year hiatus the Bears returned to the playoffs in 1977, winning their final six games to finish 9-5. The Bears again made the playoffs in 1979 under head coach Neill Armstrong. Chicago lost in the opening round in both 1977 and 1979. The organization suffered a major loss at end of the decade when team president George "Mugs" Halas, Jr. died at 54. Mugs joined the Bears front office in 1950, was named treasurer in 1953, and became president of the club in 1963. *(See the Index to find more on "Mugs" Halas.)*

1980s: Armstrong's tenure ended in 1982 and he was replaced by Dallas Cowboys' assistant Mike Ditka, a Bears tight end from 1961-66. In 1983, Jim Finks resigned and George Halas died at age 88. Michael McCaskey, the oldest son of Ed and Virginia McCaskey, and the grandson of George Halas, became the third president in club history.

McCaskey was a business school professor and operated a consulting company in Boston before joining the Bears. In his 14 full seasons with the club the Bears have posted nine winning seasons, made three trips to the NFC title game and won Super Bowl XX. McCaskey has served stints on the Finance, Long Range Planning, Stadium, and NFL Properties Executive committees during his tenure.

The Bears returned to the NFL elite in 1984. They advanced to the NFC Championship game (losing to San Francisco) and Walter Payton broke Jim Brown's all-time NFL rushing record. The loss in the '84 title game set the stage for the 1985 season in which the Bears posted shutouts in the both playoff games before ripping the Patriots, 46-10, in Super Bowl XX. The Bears won the NFC Central division each of the next three seasons, but could never get past the NFC title game. Payton's jersey was retired following the '87 season.

1990s: The Bears made playoff appearances in 1990 and 1991. The 1992 season was marked by the retirement of Mike Singletary, the end of the Mike Ditka era and Kevin Butler becoming the club's all-time scoring leader. Dave Wannstedt was named the 11th coach in team history in 1993 and led the Bears to back-to-back winning seasons in 1994 and 1995. The uniform numbers of Dick Butkus (51) and Gale Sayers (40) were retired in 1994. The team moved into its new headquarters, Halas Hall at Conway Park, on March 3, 1997. The Bears became the first franchise in NFL history to win 600 games; number 600 was a 13-7 win over Tampa Bay at Soldier Field (11-23-97). On August 1, 1998, Mike Singletary became the 24th Bear inducted into the NFL Hall-of-Fame, the most of any franchise.

CHICAGO BEARS FIGHT SONG


The Chicago Bears fight song, *Bear Down, Chicago Bears*, was introduced in 1941. Though Jerry Downs is listed as the composer, it actually is a pseudonym for Al Hoffman (who also wrote the words and music for the song *If I Knew You Were Coming, I'd Have Baked a Cake*).

Hoffman's words for the Bears' fight song:

*Bear down, Chicago Bears, make every play clear the way to victory;
Bear down, Chicago Bears, put up a fight with a might so fearlessly.
We'll never forget the way you thrilled the nation with your T-formation.
Bear down, Chicago Bears, and let them know why you're wearing the crown.
You're the pride and joy of Illinois, Chicago Bears, bear down.*



Head Coach



DAVE WANNSTEDT SIXTH SEASON

Dave Wannstedt enters his sixth season in Chicago with 36 wins – the third most victories by a coach in the team's storied 77-year history. Wannstedt was named the 11th head coach in team annals on January 19, 1993. Club President Michael McCaskey chose Wannstedt after his four-year tenure as defensive coordinator of the Dallas Cowboys was culminated with a Super Bowl victory following the 1992 season. In 23 seasons of coaching at major colleges and in the NFL, Wannstedt has been on 15 winning teams, 10 Bowl teams, three NFL playoff teams and one Super Bowl champion.

The Bears posted back-to-back winning seasons in 1994 and 1995, but managed just 11 wins in the last two seasons as Chicago fell out of the post-season picture. In 1996, the

Bears won five of nine games after the bye week and posted a 6-2 record at Soldier Field enroute to a 7-9 mark. Last season, the team couldn't overcome a disastrous start while posting a 4-12 record. Working with his third personnel director in five years (Bill Tobin, Rod Graves, Mark Hatley), Wannstedt has seen a major overhaul to his roster. Since Vice President of Player Personnel Mark Hatley joined the Bears in 1997 (May 8), only 24 players from the 1996 roster remain in 1998. The Bears have 47 new faces heading to Platteville, WI for training camp in '98. John Mangum and James Williams are the only players left from the pre-Wannstedt era.

*

*

*

*

In 1995, the Bears finished a 9-7 season strong, winning their final two games for the first time since 1986. Chicago's 4-4 mark in the NFC Central was their best since 1991. The Bears also led the league in fewest penalties in the NFL for the second straight season. Just minutes after the club finished the season with a 20-14 win over Philadelphia, the Atlanta Falcons upset the 49ers to claim the final wild card spot as playoff tiebreakers separated teams that finished 9-7.

In 1994, Wannstedt led the Bears back to the playoffs after a three-year hiatus. The team's 9-7 regular season mark earned a wild card berth which led to a first round upset of NFC Central champion Minnesota. Wannstedt was named NFC Coach of the Year by *Football News*, UPI and Kansas City's 101 Club and was among the top three finishers for the NFL Coach of Year by AP, *Pro Football Writers*, *The Sporting News*, *Pro Football Weekly* and *Football Digest*.

The Bears were one of four NFC Central teams in the playoffs, a berth earned after a four-game winning streak at midseason moved the team from 4-4 to 8-4. The Bears posted a season-high 35 points in beating the Vikings in the playoffs, only to lose to eventual Super Bowl champion San Francisco the next week. Six of Chicago's seven losses in 1994 were against playoff teams, and among the Bears wins were triumphs over four-time defending AFC Champion Buffalo and at Miami.

In 1993, Wannstedt's first season, the Bears finished with a 7-9 record highlighted by two impressive winning streaks. After an 0-2 start, the Bears won three straight games including a 17-6 win against the then undefeated Philadelphia Eagles (4-0) at Veterans Stadium. A four-game winning streak, which included a NFL-first three road wins in 12 days, had Chicago in a first-place tie in the NFC Central with four games remaining. The Bears were in the midst of the playoff chase until the 17th week of the season as the team improved two games from their 5-11 record in 1992. In just his first season as a head coach, Wannstedt was among the top vote getters in the NFL Coach of the Year award.

*

*

*

*

The exclamation point to Wannstedt's tenure in Dallas came in Super Bowl XXVII when his defense forced nine turnovers as the Cowboys routed the Buffalo Bills, 52-17. Wannstedt's '92 defense was the youngest in the NFL yet ranked first in the league, allowing an average of just 245.8



Head Coach

yards per game. Amazingly, the Cowboys did not have a defensive player named to the Pro Bowl. The Cowboys improved from a 1-15 team when Wannstedt became defensive coordinator in 1989, to a 16-3 club in his final season.

Wannstedt was named *The National's* NFL Assistant of the Year in 1990 as his club led the league against the pass and was 18th against the run. In 1991, the Cowboys improved to ninth against the run and in 1992 they were tops in the NFL allowing just 77.8 yards rushing per game. Wannstedt's success made him a finalist for the Pittsburgh Steelers head job following the 1991 season, prompting Jimmy Johnson to give Wannstedt the additional position of Assistant Head Coach in January, 1992.

* * * *

Wannstedt began his coaching career in 1975 as defensive line coach at the University of Pittsburgh under his college coach, Johnny Majors. After four years at Pitt he followed fellow Panther assistant Johnson to Oklahoma State where he served two years as defensive line coach and two years as defensive coordinator. He joined Ted Tollner's staff at USC (1983-85) before becoming defensive coordinator at the University of Miami (1986-88). At Miami, his defense held opponents to 2.2 yards-per-carry and 10.9 points-per-game while averaging 48 sacks a season. Wannstedt's defenses produced 11 players who were drafted by the NFL, five in the first two rounds. As a collegiate assistant, Wannstedt's teams had a 106-45-4 record, including a 6-4 mark in Bowl games. Combined with a 5-2 mark in NFL playoff games, his overall post-season record is 11-6.

* * * *

A Pittsburgh native, David Raymond Wannstedt was born on May 21, 1952, and graduated from Baldwin High. He attended the University of Pittsburgh where he earned a bachelors degree in physical education and a masters in curricular supervision. Wannstedt played offensive tackle (1970-73) and captained the team his senior year which featured freshmen Tony Dorsett and Matt Cavanaugh. Wannstedt was selected by the Green Bay Packers in the 15th round of the 1974 draft but spent the season on Injured Reserve with a neck injury. He subsequently joined Majors' staff at Pittsburgh.

Wannstedt is active in several charitable endeavors and serves on the board of directors of Children's Memorial Hospital. He and his wife, Jan, have two daughters — Keri (21), and Jami (17), both students at Indiana University.

BEARS HEAD COACHES

	Seasons	Overall	Regular	Post-season
		W-L-T	W-L-T	W-L
George Halas	1920-29; 33-42; 46-55; 58-67	324-151-31	318-148-31	6-3
Ralph Jones	1930-32	24-10-7	24-10-7	None
Heartley (Hunk) Anderson / Luke Johnsos	1942-45	24-12-2	23-11-2	1-1
John "Paddy" Driscoll	1956-57	14-10-1	14-9-1	0-1
Jim Dooley	1968-71	20-36-0	20-36-0	None
Abe Gibron	1972-74	11-30-1	11-30-1	None
Jack Pardee	1975-77	20-23-0	20-22-0	0-1
Neill Armstrong	1978-81	30-35-0	30-34-0	0-1
Mike Ditka	1982-92	112-68-0	106-62-0	6-6
Dave Wannstedt	1993-97	37-45-0	36-44-0	1-1



Head Coach

Year	Team	Coaching Position	Regular Season	Playoffs
1975	Pittsburgh Panthers	assistant	7-4-0	1-0 Won Sun Bowl, 35-19 (Kansas)
1976	Pittsburgh Panthers	assistant	11-0-0	1-0 *Won Sugar Bowl, 27-3 (Georgia)
1977	Pittsburgh Panthers	assistant	8-2-1	1-0 Won Gator Bowl, 34-3 (Clemson)
1978	Pittsburgh Panthers	assistant	8-3-0	0-1 Lost Tangerine Bowl, 30-17 (NC State)
1979	Oklahoma St. Cowboys	def. line	7-4-0	
1980	Oklahoma St. Cowboys	def. line	4-7-0	
1981	Oklahoma St. Cowboys	def. cord	7-4-0	0-1 Lost Independence Bowl, 24-14 (Texas A&M)
1982	Oklahoma St. Cowboys	def. cord	4-5-2	
1983	USC Trojans	def. line	4-6-1	
1984	USC Trojans	def. line	8-3-0	1-0 Won Rose Bowl, 20-17 (Ohio State)
1985	USC Trojans	def. line	6-5-0	0-1 Lost Aloha Bowl, 24-3 (Alabama)
1986	Miami Hurricanes	def. cord	11-0-0	0-1 Lost Fiesta Bowl, 14-10 (Penn St)
1987	Miami Hurricanes	def. cord	11-0-0	1-0 *Won Orange Bowl, 20-14 (Oklahoma)
1988	Miami Hurricanes	def. cord	10-1-0	1-0 Won Orange Bowl, 23-3 (Nebraska)
1989	Dallas Cowboys	def. cord	1-15-0	
1990	Dallas Cowboys	def. cord	7-9-0	
1991	Dallas Cowboys	def. cord	11-5-0	1-1 Lost Second Round, 38-6 (Detroit)
1992	Dallas Cowboys	asst. head coach/def coord	13-3-0	3-0 Won Super Bowl XXVII, 52-17 (Buffalo)
1993	Chicago Bears	head coach	7-9-0	
1994	Chicago Bears	head coach	9-7-0	1-1 Beat Vikings; lost to 49ers in 2nd Round
1995	Chicago Bears	head coach	9-7-0	
1996	Chicago Bears	head coach	7-9-0	
1997	Chicago Bears	head coach	4-12-0	

* NCAA Champions

College regular season total (14 seasons)	106-44-4
Bowl record	6-4-0
NFL Assistant regular season total (four seasons)	32-32-0
NFL Assistant playoff total	4-1-0
NFL Head Coach regular season total (five seasons)	36-44-0
NFL Head Coach playoff total	1-1-0
23 season career total (.595)	185-126-4

Career highlights:

- May 21, 1952Born in Pittsburgh, Pennsylvania.
- 1970-73Offensive tackle at University of Pittsburgh.
- 197415th round selection by Green Bay Packers. Spent entire season on IR.
- 1975Begins coaching career at University of Pittsburgh under Johnny Majors.
- 1977Pitt is undefeated (12-0) in winning the NCAA championship.
- 1979-82Joins Jimmy Johnson's Oklahoma State staff.
- 1983-85Joins Ted Tollner's staff at USC.
- 1986-88Rejoins Johnson as defensive coordinator at University of Miami.
- January 1, 1988Hurricanes are undefeated (12-0) in winning the NCAA championship.
- 1989-92Dallas Cowboys defensive coordinator.
- January, 1992Named Assistant Head Coach / Defensive Coordinator by Jimmy Johnson.
- January 19, 1993Named 11th head coach in Bears history.
- January 31, 1993Leads defense to nine turnovers as Cowboys rout Bills, 52-17, in Super Bowl XXVII.
- Sept. 26, 1993Earns first win as head coach as Bears beat Tampa Bay 47-17 at Soldier Field.
- Jan. 1, 1995First playoff win, a 35-18 victory in Minnesota over division champion Vikings.
- 1997With 32 career victories, becomes third winningest coach in Bears history.



Assistant Coaches



MATT CAVANAUGH Offensive Coordinator / Quarterbacks

Matt Cavanaugh enters his second season on the Bears staff after being named offensive coordinator on January 21, 1997. Cavanaugh also coaches quarterbacks and calls plays from the press box. Prior to joining the Bears, Cavanaugh spent 14 years as a NFL quarterback and four years coaching at both the collegiate and professional level.

Last year, the Bears' offense posted the second most passing yards (3,253) and first downs (166) in franchise history while establishing club marks for pass attempts (595) and completions (336).

Before joining the Bears, Cavanaugh spent the 1996 season as quarterbacks coach of the San Francisco 49ers following two seasons in a similar role for the Arizona Cardinals. He began his coaching career in 1993 as tight ends coach at the University of Pittsburgh.

In 1996, the 49ers passing attack ranked eighth in the NFL despite losing two-time NFL MVP Steve Young for five games due to injury. Under Cavanaugh's guidance, Young finished that season as the NFL's highest rated quarterback. Cavanaugh was also instrumental in developing Young's backup, Elvis Grbac, into a productive starter. The 49ers were eliminated in the second round of the playoffs in 1996 by Green Bay — a game in which Young played just two series because of a rib injury.

Cavanaugh was the New England Patriots' second-round selection in 1978 after graduating from Pitt, where he was a three-year starter. He spent five seasons with the Patriots before being traded to San Francisco in 1983. He was a member of the 49ers Super Bowl XIX team as a back-up to Joe Montana. In 1986, Cavanaugh was traded to Philadelphia where he played four seasons. Cavanaugh earned a second Super Bowl ring when he concluded his career with the New York Giants (1990-91). In 112 career contests, Cavanaugh started 19 games completing 305 of 579 passes (52.7%) for 4,332 yards, 28 TD's and 30 interceptions. He also rushed 60 times for 213 yards and three scores.

Born in Youngstown, Ohio on October 27, 1956, Cavanaugh attended the University of Pittsburgh. He was MVP in the Sugar Bowl victory which clinched the Panthers' 1976 national championship. Cavanaugh's career at Pitt coincided with Dave Wannstedt's stint as a player and assistant coach with the Panthers.

Cavanaugh and his wife, Nancy, have three children: Amy, Andrew, and Mollie.

BEARS CARE *...and its Million Dollar Gala*

In 1995, Bears President Michael McCaskey established "Bears Care", the charitable arm of the Chicago Bears and a fund of the Robert R. McCormick Tribune Foundation. Bears Care supports programs designed to positively impact people in the areas of education, youth and families, athletics, and health. It also supports cancer research at Rush-Presbyterian-St. Luke's Medical Center and Northwestern Memorial Hospital's program for the early detection and treatment of colon and prostate cancer.

The third annual Bears Care Gala was held on May 15, 1998, and was as successful as the first two galas. The three events have raised a total in excess of \$1 million. This year's black-tie event was entitled "Brian's Song — So That Others May Live to Sing", in memory of former Bear Brian Piccolo, who died of cancer. A sell-out crowd of 550 people included several current and former Bears players. The auction featured cash prizes, shopping sprees, and vacations, as well as trips to a Bears road game on the team charter and the 1999 Super Bowl in Miami.

You can reach Bears Care at **847 / 729-0432**.



Assistant Coaches



BOB SLOWIK Defensive Coordinator

Bob Slowik begins his sixth season as defensive coordinator and first in charge of the nickel package. Slowik coached the linebackers the past two seasons and the defensive backs from 1993-95 in addition to his coordinator duties. Slowik came to the Bears from the Dallas Cowboys, where he was a defensive assistant in 1992 on a team that finished 16-3 and won Super Bowl XXVII.

For the second straight year the Bears defense finished 12th in yards allowed last season, yielding 305 yards per game - the fewest yards/game allowed since 1993. The unit improved during the season and allowed just one of its last six opponents more than 275 yards. The Bears have finished

in the top five in rush defense in three of Slowik's five seasons and in the top half in total defense in four of his five seasons.

At Dallas, Slowik's primary responsibility was the nickel defense which proved to be the league's best in 1992 - allowing teams an NFL-low 27.2% on third down attempts. The Cowboys defense led the league in fewest yards allowed (249.5/game), rushing yards allowed (77.8/game), first downs (241), rushing first downs (68), third down conversions (50), and third down defense (27.2%), and was second in the league in average gain per play.

Prior to joining the Cowboys, Slowik coached outside linebackers at East Carolina from 1990-92, helping the Pirates to their highest national ranking (ninth) and best record (11-1) in school history in his final year. Following a Peach Bowl victory over NC State on Jan. 1, 1992, Slowik was named defensive coordinator; soon thereafter he joined the Cowboys.

Slowik was a two-year starting cornerback at the University of Delaware where he helped the Fightin' Blue Hens to a 16-6 record his final two seasons. Delaware reached the quarterfinals of the NCAA Division I-AA playoffs his senior season. Slowik received both his undergraduate and master's degree in physical education from Delaware.

His coaching career started as a grad assistant for Delaware (1977). He then became a part-time defensive assistant at Florida (1979-82) where wife Carol was the Head Women's Track Coach. Slowik became the secondary coach at Drake in 1983 before joining the Rutgers staff in 1984 in the same capacity.

Slowik was born in Pittsburgh on May 16, 1954. He and his wife, Carol, have four children: Ryan, Andrea, Bobby, and Steven.

1998 OFF-SEASON TRANSACTIONS

DATE	TRANSACTION	COMING	GOING
1-3	Re-signed	Mark Lee (DE)	
2-2	Named Running Backs coach	Joe Brodsky	
2-12	Re-signed	Jim Flanigan (DT)	
2-12	Re-signed	John Mangum (S)	
2-12	Designated "transition player"	Raymont Harris (RB)	
2-16	Signed	Ty Hallock (FB)	
2-17	Signed	Mike Wells (DT)	
2-18	Signed	Shont'e Peoples (undrafted free agent) (LB)	
2-20	Signed	Edgar Bennett (RB)	
2-20	Re-signed	Barry Minter (LB)	
2-20	Re-signed	Erik Kramer (QB)	
2-23	Re-signed	Ryan Wetnight (TE)	
3-13	Signed offer sheet (matched by Ind 3-18)	Tony Mandarich (OL)	
3-18	Signed	Mike Zandofsky (G)	
3-24	Claimed off waivers	Dedric Mathis (CB)	
4-13	Signed	Chester Ford (FB)	
4-16	Re-signed	Terry Cousin (CB)	
4-16	Re-signed	Marlon Forbes (S)	
4-16	Re-signed	Michael Lowery (LB)	



Assistant Coaches



TONY WISE

Assistant Head Coach / Offensive Line

Tony Wise joined the Bears on February 4, 1993 as offensive line coach and was promoted to Assistant Head Coach following the 1994 season. Prior to coming to Chicago, Wise served four seasons (1989-92) as offensive line coach of the Dallas Cowboys.

Chicago's starting offensive line was intact for just nine games last year when it surrendered an uncharacteristically high 43 sacks. In 1996, the Bears were second in sacks per pass attempt (23 sacks in 551 attempts). It allowed a league-low 15 sacks in 1995 and committed just two holding penalties which was part of a 16-game stretch (1994-95) without a hold.

In his final season in Dallas, Wise's unit produced two Pro Bowl players in guard Nate Newton and center Mark Stepnoski. None of the Cowboys' starters on the 1992 offensive line was higher than a third-round pick. The Cowboys led the NFL in rushing in 1992, and were second in fewest sacks allowed. Wise joined the Cowboys in 1989 where he immediately endured a 1-15 season. There was a bright side as his line allowed just 30 sacks, tying the Cowboys record for fewest sacks allowed, set in the 14-game season of 1974.

Wise coached with Jimmy Johnson for four seasons at the University of Miami, where the Hurricanes had their two best offensive seasons ever in 1985 (461.5 yards per game) and 1988 (452.5). In the 1988 Orange Bowl, the Hurricanes started three linemen at new positions but still beat Oklahoma, 20-14.

Wise began his career at Albany State in 1973 coaching the outside linebackers. He served one-year stints at Bridgeport, Central Connecticut State, and Washington State before joining the Pittsburgh staff in 1977, where he first coached with Dave Wannstedt. Two seasons later he moved to Oklahoma State for a five-year stint, where his line blocked for national rushing leader Ernest Anderson in 1981. He spent the 1984 season at Syracuse before joining Miami in 1985.

Anthony Charles Wise was born in Albany, NY on December 28, 1951, and graduated from Shaker High in Latham, NY. He lettered in football, lacrosse, and hockey at Ithaca College.

1998 OFF-SEASON TRANSACTIONS (Cont.)

DATE	TRANSACTION	COMING	GOING
4-16	Re-signed	Eric Smith (WR)	
4-16	Re-signed	Tyrone Williams (DT)	
4-18, 19	Drafted	8 players in NFL college draft	
4-19, 20, 21	Signed	14 undrafted college free agents	
4-20	lift "transition tag"		Raymont Harris (RB)
4-21	Signed	Thomas Lewis (WR)	
4-22	Traded	Rashaan Salaam (to Miami)	
4-22	Signed	Tim Tindale (FB)	
4-24	Waived		Tyrone Hughes (KR)
4-29	Rescinded	Bears-Miami trade of 4-22-98	
5-13	Signed	Ricardo McDonald (LB)	
5-14	Signed	Jim Canteloupe (undrafted free agent) (DB)	
5-19	Re-signed	Todd Sauerbrun (P)	
5-27	Signed	Andre Collins (LB)	
6-2	Named Tight Ends coach	Tom Rossley	
6-2	Released		Bryan Cox (LB)
6-2	Hired	Scouts Phil Emery, Shemy Schembechler, John Paul Young Shawn Lee (DL)	
6-5	Traded		
6-12	Released		Alonzo Spellman (DE)



Assistant Coaches



IVAN FEARS Wide Receivers

Ivan Fears begins his sixth season as Chicago's receivers coach after spending the previous two years in the same capacity with the New England Patriots. Fears also begins his third season signaling offensive plays from the sideline to the Bears quarterback.

Fears receiving corps had the injury bug in '97 as Curtis Conway missed nine games while Bobby Engram sat out five contests. Four different WR's caught 30+ passes last season, even though none of the four started more than 10 games. Even Fears fell victim to injury - a lower back problem forced him to miss the last four games.

In 1996, Conway became the first Bear receiver to record back-to-back 1,000 yards seasons. The previous year, Conway and Jeff Graham became the Bears first-ever receiving tandem with 1,000 yards each. The Bears last 1,000-yard receiver prior to that was Dick Gordon in 1970. Graham broke Johnny Morris' club record of 1,200 yards (1964) while Conway's 12 TDs were just one shy of the club record. Conway caught a TD in seven straight games which tied a 48-year mark.

Before joining the pro ranks, Fears spent the previous 11 seasons as receivers coach at Syracuse (1980-1990) under ex-Patriots coach Dick McPherson. Two of Fears' coaching mates at Syracuse were current Bears' assistants Tony Wise and Clarence Brooks.

A three-year letterman at William and Mary (1973-75), Fears career as a running back was cut short by three knee operations. He began his coaching career as a graduate assistant for his alma mater in 1976, coached the wide receivers in 1977, and handled the quarterbacks for two years (1978-79) before joining the Orangemen.

Fears is a native of Suffolk, Virginia. He starred at John Yates High and was twice named the school's Outstanding Player of the Year. He also earned all-state honors as a senior.

Born November 15, 1954 in Portsmouth, VA, Ivan and his wife Beverly have two sons (Joshua and Aaron) and one daughter (Kimberly).



JOE BRODSKY Running Backs

A Dallas Cowboys assistant the past nine seasons, Joe Brodsky begins his first year as the Bears running backs coach. Brodsky was named to his current post on February 2, 1998, reuniting with former Cowboys aides Dave Wannstedt, Tony Wise and Bob Slowik. Brodsky will welcome newcomers Ty Hallock and Edgar Bennett via free agency, and first-round draft choice Curtis Enis.

Brodsky was instrumental in drafting and developing Dallas all-pro running backs Emmitt Smith and Daryl Johnston during his Dallas tenure. Smith was named rookie of the year in 1990, has three rushing titles and was the NFL's MVP in 1993. Johnston has made two Pro Bowl appearances

while gaining a reputation as a tenacious blocker from his fullback position. When injuries sidelined Smith, reserves such as Derrick Lassic, Lincoln Coleman and Sherman Williams filled in admirably under Brodsky's guidance.

Prior to joining the Cowboys, Brodsky spent 11 seasons as running backs coach at the University of Miami. There, he groomed 10 NFL draft picks, including three - Ottis Anderson, Alonzo Highsmith and Cleveland Gary - chosen in the first round. Before entering the college ranks, Brodsky was one of south Florida's most successful high school coaches. He posted a 104-32 record and won five Greater Miami Athletic Conference titles and one state title while serving at Miami Jackson (1965-70) and Hialeah-Miami Lakes High (1971-77).

Brodsky has won a state title as a high school head coach, two national titles as a collegiate assistant and three Super Bowl titles as a Cowboys assistant.

A native of Miami, Brodsky was a four-year letterman in football and track at the University of Florida, where he started at fullback and linebacker for the Gators.

Born June 9, 1934, Brodsky and his wife Joyce have three grown sons - Joe Jr., Larry and Jeffrey.



Assistant Coaches



TOM ROSSLEY

Tight Ends

Tom Rossley is the most recent addition to Dave Wannstedt's staff, named as tight ends coach on June 2, 1998. A veteran pro football assistant and former head coach at the major college level, Rossley brings a wealth of experience to the offensive staff.

Rossley spent the 1997 season as a volunteer coach/player personnel assistant on the Bears staff. He replaced Ivan Fears (back injury) as receivers coach the final four weeks of the season. Prior to joining the Bears, Rossley spent six years as head coach at SMU. He served as quarterbacks coach for the Atlanta Falcons for one season (1990) prior to joining the Mustangs.

At SMU, Rossley posted a 1-10 record in his first season before following it with a 5-6 record in 1992 earning him Southwest Conference Coach of Year honors. The four-game improvement was the best for SMU since 1968.

Rossley had been SMU's offensive coordinator (1988-89), finishing 9th in the country in passing in 1989. He also had been offensive coordinator at Holy Cross in 1986 (10-1) and 1987 when the undefeated Crusaders (11-0) won the NCAA IAA championship and led all NCAA schools in total yards (552) and points (46) per game.

Rossley's other pro experience included stops in the CFL (Montreal Concorde) in 1982-84, the USFL (San Antonio) in 1985 and the Arena League (Denver Dynamite) in 1987. He also coached at his alma mater, Cincinnati, in 1977 and at Rice in 1978-80.

A standout wide receiver at Cincinnati from 1966-68, Rossley set school game records for receptions (13) and receiving yards (254) as well as a season record for catches (80) in 1968 when he was second in the nation in receptions.

Born August 9, 1946 in Painesville, Ohio, Rossley and his wife, Kristine, have three children: Max, Mick and Kristi.



CLARENCE BROOKS

Defensive Line

Clarence Brooks enters his sixth season as the Bears defensive line coach after spending the previous 16 years as an assistant at the collegiate level.

The Bears defensive line consists of recent draft choices such as Carl Simpson ('93), John Thierry ('94), Jim Flanagan ('94), and Paul Grasmanis ('96) who have all developed and continued to improve under Brooks' tutelage. The Bears added free agent tackle Mike Wells from Detroit and traded for veteran Shawn Lee (San Diego) during the off-season, which should bolster the defensive line.

Before joining the Bears, Brooks spent three seasons in the same capacity at the University of Arizona. In 1992 - Brooks' final season - the 'Cats allowed opponents just 1.9 yards per rush and recorded 40 sacks.

Prior to joining the Arizona staff, Brooks spent nine seasons at Syracuse (1981-89): the first six in charge of outside linebackers and the final three with the defensive line. He worked under Dave Wannstedt in 1989 when he was the Cowboys minority fellowship coach during training camp.

A native of New Bedford, Mass., Brooks earned several honors as an offensive guard at Massachusetts. He was the team captain in his senior season, leading the team to a victory in the Boardwalk Bowl. After graduating from Massachusetts in 1973 with a bachelor's degree in sociology, Brooks was a coach and teacher in the New Bedford school system. He got into coaching full time when Dick McPherson hired Brooks in 1976 as the defensive ends coach at Massachusetts.

Born in New York on May 20, 1951, Clarence L. Brooks and his wife, Justa Gomes, have one son (Jason) and one daughter (Adrienne).



Assistant Coaches



GREG SCHIANO Defensive Backs

Greg Schiano enters his third season on the Bears coaching staff after spending seven years as a major college assistant. Schiano was promoted to defensive backfield coach during the off-season after serving as a defensive assistant the previous two seasons. Prior to joining the Bears on February 26, 1996, Schiano spent six years as defensive backfield coach at Penn State. As a Nittany Lions aide, he recruited Curtis Enis to Penn State.

Schiano's primary responsibility with the Bears the last two seasons was coordinating the nickel package. The Bears 3rd down defense was highly successful last season, finishing first in the NFC and fourth in the NFL, as opponents converted just 31.7% on 3rd down (60 of 189). In 1996, the Bears pass defense made a significant improvement, climbing from 27th to 11th in fewest yards allowed.

At Penn State, the Nittany Lions had 58 wins in Schiano's six years and made a bowl appearance each season. The 1994 squad went 12-0 in just its second season in the Big Ten, and went on to beat Oregon in the Rose Bowl. Prior to joining the Nittany Lions staff, Schiano served as a graduate assistant for one year at Rutgers after beginning his coaching career at New Jersey's Ramapo High School, his alma mater. At Rutgers, Schiano worked with Bears' defensive coordinator Bob Slowik.

Schiano was a three-year letterman at linebacker for Bucknell and was named to *The Sporting News* 1987 all-America pre-season team as a senior. He was also team captain in his final season and earned an award for "best exemplifying the winning spirit of the University's athletic program". As a junior he topped the team with 114 tackles and was named all-conference.

Born June 1, 1966, Schiano is a native of Wyckoff, New Jersey. He and his wife, Christy, have one son, Joseph.



CARLOS MAINORD Linebackers

A 32-year veteran of the coaching ranks, Carlos Mainord begins his sixth season on the Bears staff and his first as linebackers coach. Mainord's first three seasons were spent as a defensive assistant coordinating the nickel package and the last two years coaching the defensive backs.

The Bears' pass defense has improved each of the last three seasons, finishing 11th in the NFL last year. The Bears total defense and pass defense have finished in the top half in four of the five years Mainord has been in Chicago.

The Bears finished among the league's best pass defenses in Mainord's first two seasons, ranking fifth against the pass in 1994 after finishing third

in 1993. On third downs, opponents converted 37.2% in 1994 and 37.4% in 1993 — both in the NFL's top 10.

Mainord spent six years as assistant head coach and defensive coordinator at Texas Tech before joining the Bears staff. He had three different stints with the Red Raiders, totaling 10 years at the school. In 1986, Mainord worked as the secondary coach for the national champion Miami Hurricanes with Dave Wannstedt after spending the three previous seasons in the same capacity at Texas Tech.

An all-district linebacker at Greenville (TX) High School, Mainord starred at Navarro Junior College before garnering all-America honors at McMurry College in 1965. Upon graduation he coached the linebackers at McMurry for two years before making his first appearance at Texas Tech as linebackers coach (1968). The following season he took the defensive coordinator position at Ranger Junior College, rising to the head job in 1972. He capped his six seasons with 7-2-1 and 9-1 marks, including a Top 10 ranking, before taking a position as assistant head coach and defensive coordinator with Rice in 1978. He returned to Texas Tech in 1983 as the Red Raiders led the NCAA in pass defense and finished second in 1984.

Born in Greenville, TX on August 26, 1944, Mainord is married (Judy) and has four sons: (Matt, Mark, Tommy, and Cody) and one daughter (Carl).



Assistant Coaches



KEITH ARMSTRONG Special Teams

Keith Armstrong joined the Bears staff on January 23, 1997 as special teams coach after spending the previous three seasons with the Atlanta Falcons. The strength of Armstrong's units last year was the performance of kicker Jeff Jaeger, who connected on 21 of 27 field goals and became the first kicker in club history to have back-to-back seasons of making better than 80% of his attempts.

Armstrong spent his first season (1994) in Atlanta as a defensive assistant and helped Frank Gansz coach special teams. In 1995 he coached the safeties, and in 1996 he was responsible for the defensive secondary.

Armstrong broke into the coaching profession in 1986 as a graduate assistant at his alma mater, Temple. He first met and coached with Wannstedt the following season on Jimmy Johnson's staff at the University of Miami, where he worked with the defensive backs and assisted with special teams. In 1989, Armstrong joined the Akron staff as the wide receivers coach before taking a position at Oklahoma State where he served three seasons coaching the defensive backs.

He moved to Notre Dame in 1993 where he coached linebackers and special teams. That summer, Armstrong spent six weeks on the Bears' staff as part of the NFL's minority internship program working with linebackers and special teams.

Armstrong was a four-year letterman at Temple and was voted captain during his senior season. He started at running back as a freshman before switching to defensive back for his final three seasons.

Born December 15, 1963, Armstrong is a native of Philadelphia, PA, and attended Bishop Egan High School. He and his wife, Kathleen have one daughter, Kaitlin.

1997 SPECIAL TEAMS TACKLES

Tackles	Solo	Other	Tackles	Solo	Other
Bownes	19	11	W. Harris	3	2
Lowery	17	11	Allred	1	1
Peterson	16	13	Bell	1	1
S. Harris	13	8	Burton	1	1
Marshall	12	8	M. Carter	1	1
Forbes	12	6	Dowden	1	1
Sauerbrun	9	7	Hughes	1	1
Hiles	8	7	Stargell	1	1
Dulaney	8	4	R. Cox	1	
Mangum	7	5			
Tony Carter	7	2			
Le Bel	6	3			
Cousin	4	4			
Wetnight	4	3			

KEY: TT = Tackles In-the-20
FF = Forced Fumble
FR = Fumble Recovery
BP = Blocked Punt
FGB = Field Goal Block



Player Personnel



MARK HATLEY

Vice President of Player Personnel

After helping build the Kansas City Chiefs into a perennial playoff team, Mark Hatley was named the Bears Vice-President of Player Personnel on May 8, 1997. In his current role, Hatley oversees the Bears scouting efforts at both the collegiate and pro level.

Hatley spent 10 years (1987-97) in Kansas City: five as Director of Pro Personnel, four as a scout, and one as linebackers coach.

In addition to his pro personnel duties, Hatley also directed the Chiefs' college draft in 1992, and assisted in 1991 when Whitey Dovell temporarily relinquished his post due to illness. In his final two years in Kansas City, Hatley also graded the top players at the position of the Chiefs' primary needs (defensive backs in 1996; tight ends in 1997).

Hatley's primary focus for the Chiefs in his role as pro personnel director was scouting players with pro experience, including both NFL free agents and players from other pro leagues. The Chiefs made the playoffs in six of Hatley's final seven seasons in Kansas City. Among the players Hatley helped bring to Kansas City during his tenure are NFL free agents Marcus Allen, Derrick Walker, James Hasty, Dan Saleaumua, Elvis Grbac, Pete Stoyanovich, Anthony Davis, Kimble Anders and Mark Collins, the team's MVP in 1996. He also brought in Tamarick Vanover, Vaughan Booker (CFL), and Tracy Simien (WIAF) from other pro leagues.

The 49-year old Hatley played linebacker at Oklahoma State and coached for the Cowboys for three years (1973-75). He subsequently coached collegiately at Tulsa (1976), Texas Christian (1977-82) and Baylor (1983), before joining the NFL in 1984 as a scout and defensive quality control assistant with the New Orleans Saints. In 1985, Hatley coached the Saints' secondary. He joined the Chiefs in 1987 as linebackers coach under Frank Ganz.

A native of Borger, Texas, Hatley and his wife, Claudia, have one daughter (Eliza).



BILL REES

Director of College Scouting

Bill Rees was named the club's Director of College Scouting on May 17, 1997 after spending three years as a regional scout for the Kansas City Chiefs, primarily scouting the college talent in the western United States.

Prior to joining the Chiefs, Rees spent 15 years with UCLA (1979-93). Rees served as both an assistant football coach and as Recruiting Coordinator with the Bruins, earning a reputation as one of the nation's top recruiters. He signed 90 prep all-Americans while at UCLA.

A native of Wilmette, IL, Rees began his football career as an assistant with the Northwestern Wildcats for three seasons, coaching defensive backs for two years (1976-77) and running backs for one season (1978).

Rees earned three letters playing college football at Ohio Wesleyan, and earned a master's degree from Northwestern in 1978. Born April 2, 1954, Rees and his wife, Susan, have three children (Danny, Meghan, and Tommy).



RICK SPIELMAN

Director of Pro Personnel

A scouting veteran of both the pro and college ranks, Rick Spielman was named the Bears Director of Pro Personnel on June 11, 1997. In addition to monitoring the rosters of the other 29 teams, Spielman also advance scouts the Bears' next opponent and evaluates players from the CFL and NFL-Europe League. He also assists in player contract negotiations.

Spielman joined the Bears after spending seven seasons in the player personnel department of the Detroit Lions, including his final two years as a pro scout and advance scout for the Lions' next opponent.

Spielman played linebacker at Southern Illinois University and had pro tryouts with the San Diego Chargers (1987) and Detroit Lions (1988) before earning a masters degree from Ohio State in 1989.

A native of Massillon, Ohio, Rick's younger brother, Chris, is a former all-pro LB for the Lions who currently plays for the Buffalo Bills. Rick was born December 2, 1962 and is married (Michele).



Football Staff



RUSS RIEDERER Physical Development Coordinator

Russ Riederer enters his seventh season in charge of the Bears year-round strength and conditioning programs. He joined the club on January 3, 1991 after serving one year as Strength and Conditioning coach for the Green Bay Packers.

Riederer played collegiately at Kansas State from 1975-78, where he started at linebacker. He earned a degree in physical education. He began his coaching career at Kansas State (1979-86), and continued as strength coach at Purdue University (1987-90).

Born August 5, 1957 in Holton, Kansas, Riederer and his wife, Mary Anne, have two daughters (Morgan and Anne) and two sons (Rob and Jake).



STEVE LITTLE Asst. Physical Development Coordinator

Steve Little joined the Bears staff on February 26, 1996 after spending the previous two seasons as head strength coach at Northern Illinois University. Little has also served as head strength coach at Bradley (1987), Temple (1990) and Purdue (1991-92). He also spent one season as assistant strength coach for the San Francisco 49ers (1993). At Purdue, Little served as an assistant under Russ Riederer in 1988-89.

A four-year letterman as a defensive tackle at Iowa State, Little spent parts of three seasons playing for the Steelers, Lions and Falcons.

A native of Peoria, Little was born October 27, 1961. He and his wife, Carla, have three daughters (Kristin, Kelsey, and Keralynn) and were expecting a 4th child at press time.



TIM BREAM Head Athletic Trainer

Tim Bream begins his sixth season with the Bears and second as head athletic trainer. Bream spent the previous 10 years as a collegiate athletic trainer at Syracuse (1984-86), Vanderbilt (1986-88) and University of Richmond (1988-92) before joining the Bears as an assistant trainer.

Bream (pronounced BRAME) also worked on the medical staff of the 1992 Winter Olympics, and one summer (1981) as an intern with the Detroit Lions. He's currently on the executive board of the Pro Football Athletic Trainers Society.

Born January 3, 1961 in Gettysburg, PA, Beam is a graduate of Penn State and earned a masters from West Virginia University. He and his wife Lisa have two daughters (Rebecca and Elizabeth).



TM



Football Staff



RON RIVERA Defensive Quality Control

Ron Rivera, a Bears linebacker from 1984-1992, begins his second season as a defensive assistant with the Bears. Rivera was the club's second round pick out of Cal in 1984 and started 83 games in his 9-year career. Primarily an outside linebacker, Rivera did start 2 games for Mike Singletary in 1986 in what turned out to be the only games the Hall of Famer ever missed. Rivera had 14 career interceptions and was also a valuable special teams player.

In his current role, Rivera assists the defensive staff, particularly in the area of computer breakdowns and self-scouting. Ron and his wife, Stephanie, a former basketball player at Cal and currently the basketball coach at Trinity, have two children, Christopher and Courtney.



ERIC STUTESVILLE Offensive Quality Control

Eric Stutesville joined the Bears' staff following the 1996 season and is responsible for offensive research and quality control. Prior to joining the Bears, Stutesville spent two seasons coaching the secondary at Kent.

Stutesville previously coached defensive backs at Wingate University in North Carolina (1994) and also served on the staffs at both North Carolina (1992-93) and Arizona (1991).

A native of Madison, WI, Stutesville earned a degree in physical education with a minor in coaching at the University of Wisconsin-Whitewater, where he starred as a defensive back. He received a masters in exercise physiology from Arizona. Stutesville worked at the Bears training camp in 1996 as part of the NFL's minority fellowship program.



TONY MEDLIN
Head Equipment
Manager




DEAN POPE
Director of Video
Services

VETERANS





The Players



JOHN ALLRED

Tight End

6-4 249

September 9, 1974

USC

Bear season: 2 NFL Season: 2

Acquired in 2nd round of 1997 draft



PRO CAREER: Broke into starting line-up for final four games of 1997...Bears highest selected tight end since Mike Ditka in 1961.

1997 SEASON: Played in 15 of 16 games, started four...Finished with eight catches for 70 yards...Recorded first NFL catch (8 yards) vs Det (9/14)...Caught one ball before injuring knee and ankle at Dal (9/28)...Returned to action following week vs NO (10/5) only to break a rib and miss game vs GB (10/12)...Started first game at Det (11/27)...Originally drafted in second round (38th overall). **Games played-started:** 15-4

COLLEGIATE, PERSONAL: Recorded 27 of career 53 catches as senior at USC; also 10 of 14 career starts...Caught 27 passes for 283 yards (10.5 avg.) and one touchdown in final season with Trojans...Career-high 10 catches for 103 yards in 26-9 win over Houston; most catches ever by USC tight end in one game; 11th best one game total in USC annals...Appeared in every game as tight end and H-back as a junior...Had 6 catches for 70 yards and 2 touchdowns...Started first three games at tight end in sophomore campaign...Broke left leg and missed most of season...Had 11 catches for 143 yards...Played in 11 games as reserve tight end and special teams performer as a red-shirt freshman...Had 10 catches for 93 yards...Red-shirted as true freshman in 1992...All-San Diego County performer as linebacker and tight end at Torrey Pines High in Encinitas, CA...Lettered three times in football and basketball...History major...Hobby is surfing...Sister (Linda) played tennis at USC (1989-92) and is married to Tampa Bay safety John Lynch...Single.

		Allred's Pro Stats				
	Rec.	Yds	Avg	Lg	TD	G-GS
1997	8	70	8.8	18	0	15-4
Career	8	70	8.8	18	0	15-4

Allred's Single Game Highs

Receptions: 2 vs Det (9/14/97)

Rec. Yards: 26 vs Det (9/14/97)

Long Rec: 18 vs Det (9/14/97)

BEARS ON THE INTERNET

The Bears address on the internet is: <http://bears.nfl.com>

The NFL internet / NFL home page address is: www.nfl.com

You can e-mail the Chicago Bears Public Relations Department at the following addresses:

BryanH@Bears.nfl.com

ScottH@Bears.nfl.com

PhilH@Bears.nfl.com

AnneA@Bears.nfl.com



The Players



DARNELL AUTRY

Running Back


5-10 210

June 19, 1976

Northwestern

Bear season: 2 NFL Season: 2

Acquired in 4th round of 1997 draft



PRO CAREER: Second leading rusher for Chicago (112-319-1) with three starts in 1997.

1997 SEASON: Started final two contests for injured Raymont Harris...Inactive for first three games of season...Carried one time for three yards in first NFL contest at NE (9/21)...Rushed for 59 yards on 13 carries with a long of 17 yards at Min (11/9)...Started first NFL contest vs NYJ (11/16) rushing 19 times for 39 yards; set season-highs with two catches for 23 yards...Rushed 26 times for 62 yards in start at StL (12/14)...Scored first NFL touchdown in start at TB (12/21)...Originally drafted in fourth round (105th overall). **Games played-started:** 13-3

COLLEGIATE, PERSONAL: Holds 19 school rushing records at Northwestern, including career marks of 786 carries for 3,793 yards and 35 touchdowns, topping the previous marks of 736 attempts for 3,062 yards by Dennis Lundy and 21 scores by Ron Burton...Also set NU all-purpose yards with 4,633...Finalist for Heisman after sophomore season...One of only two unanimous first-team all-Big Ten conference selections...One of three finalists for Doak Walker Award...Led team with 380 carries for 1,452 yards (5.2 avg) and 17 touchdowns...Big Ten's second leading rusher and seventh in nation...Caught 26 passes for 196 yards and TD...Averaged 153.45 all-purpose yards per game...Had nine 100-yard rushing games as a junior...Top outing was career-best 240 yards and 3 TD's at Iowa in 40-13 win...Unanimous all-Big Ten conference first-team choice after sophomore season...Ranked fourth in the nation with an average of 152.3 yards rushing per game and ninth with an average of 168.18 all-purpose yards per game...Set school season marks of 387 carries, 1,785 yards and 17 touchdowns topping marks set by former Bears Mike Adamle and Bob Christian...Second on team with 27 receptions; first in scoring with 108 points...Gained 2,023 all-purpose yards on 387 plays...Also set school record with 12 straight 100-yard rushing efforts in 1995...32 carries for 110 yards and three TD's in Rose Bowl vs. USC...Played in every game as a freshman, starting the season finale vs. Penn State; gained 171 yards, including season long 65-yard run; 171 yards were most ever by NU freshman...Finished with 556 yards for 4.6 average per carry...Had first 100-yard game on 15 carries vs. Minnesota...Phoenix Metro Player of the Year as senior at Tempe High School...Set a school season-record with 1,812 yards (9.8 avg) and 19 touchdowns...Set single game record with 331 yards...Theatre major who performed in movie in 1996...Also worked at Chicago Board of Trade...Single.

Autry's Pro Stats

	Rush	Yds	Avg	LG	TD	Rec	Yds	Avg	LG	TD	G-GS
1997	112	319	2.8	17	1	9	59	6.6	14	0	13-3
Career	112	319	2.8	17	1	9	59	6.6	14	0	13-3

Autry's Single Game Highs

Rushes: 26 at StL (12/14/97)	Receptions: 2 vs NYJ (11/16/97); at TB (12/21/97)
Rush yards: 62 at StL (12/14/97)	Rec. yards: 23 vs NYJ (11/16/97)
Long rush: 17 at Min (11/9/97)	Long rec.: 14 vs NYJ (11/16/97)



The Players



RICKY BELL

Cornerback

5-10 194

October 2, 1974

North Carolina State

Bear season: 1 NFL Season: 2

Claimed off waivers in 1997



PRO CAREER: Signed by Bears (9/9/97)...Placed on Injured Reserve/Non Football Injury list (10/25/97)...Waived by Jacksonville in cutdown to 60 (8/19/97).

1997 SEASON: Played in five games for Chicago recording one special teams stop...Signed by team after Week 2 (9/9)...Played in first game on special teams vs Det (9/14)...Recorded lone special teams tackle vs NO (10/5)...Placed on IR/Non Football Injury list after Week 7 (10/25). **Games played-started:** 5-0

PREVIOUS SEASONS: 1996 — Played in 12 games for the Jaguars recording three tackles and 14 special teams stops (tied for fourth on team)...Returned six kickoffs for 199 yards...Originally joined Pittsburgh Steelers as an undrafted rookie free agent and spent Weeks 1 and 2 on the practice squad and Weeks 4 and 5 as an inactive after being signed to the active roster...Waived by Steelers (9/24) and picked-up the following day by Jacksonville.

COLLEGIATE, PERSONAL: Three-year starter who played every position in secondary for NC State...First-team ACC in 1995...Among the top five defensive players with 61 tackles...As a junior finished sixth with 62 tackles...Played in all 11 games as a sophomore...Named to *The Sporting News* all-Freshman team...Redshirted in 1991...Named all-State, all-Conference, all-Region and all-Selection as a senior at Eau Claire High School in Columbia, SC...Earned three letters in basketball...Majored in social studies...Single.

Bell's Pro Stats

	Int-Yds	Tkls-Solo	Force	Fum	Fum Rec	Pass Def	Sack-Yds	G-GS
1996 Jax	0	3-2	0	0	0	0	0	12-0
1997 Bears	0	0	0	0	0	0	0	5-0
Career	0	3-2	0	0	0	0	0	17-0
Playoffs	0	0	0	0	0	0	0	3-0


INJURY REPORT

The following 32 players appeared on the Bears weekly Injury Report sometime during the 1997 season. (In 1996, 31 players appeared on the list). Weeks spent on the report are in parenthesis.

John Allred (3)	Bryan Cox	Andy Heck	Ricky Proehl (2)
Fabien Bowens (3)	Ron Cox (3)	Keith Jennings (4)	Rashaan Salaam (2)
Todd Burger	Bobby Engram (7)	Michael Lowery	Alonzo Spellman (11)
James Burton (5)	Paul Grasmanis (2)	Anthony Marshall	John Thierry
Marty Carter (3)	Chris Gray (2)	Barry Minter	Chris Villarrial (6)
Tom Carter	Raymont Harris (3)	Chris Penn	Casey Wiegman (3)
Tony Carter	Sean Harris (4)	Todd Perry (8)	James Williams (6)
Curtis Conway (13)	Walt Harris	Anthony Peterson (2)	Chris Zorich (3)



The Players



EDGAR BENNETT

Running Back


6-0 218

February 15, 1969

Florida State

Bear season: 1 NFL Season: 7

Acquired as unrestricted free agent in 1998



PRO CAREER: Signed by Bears (2/19) as an unrestricted free agent from Green Bay...Sat out 1997 season with torn left Achilles tendon...Left Packers ranked among the team's all-time leaders in both rushing (seventh) and receiving (11th)...Ranks first in Green Bay annals in post-season carries (163), rushing yards (561) and rushing touchdowns (5)...Eclipsed century rushing mark six times, three against Chicago, in pro career...Has handled ball 1,178 times (936 rushes, 242 receptions) with only three fumbles.

1997 SEASON: Suffered torn left Achilles tendon in pre-season opener vs Mia (7/26)...Underwent surgery (7/29) and placed on IR (8/18), marking the first games missed of his pro career. **Games played-started:** 0-0

PREVIOUS SEASONS: 1996 — Led Packers in rushing for third straight year with 899 yards (222 carries)...Led team in post-season rushing with 219 yards and 3 TDs on 59 carries...Played in all 16 games, starting 15, for fifth straight season...Tied for fourth on team with 31 receptions (176 yards and one touchdown)...Season-high five receptions and 142 total yards vs Phi (9/9)...Rushed for 90-yards or more against Philadelphia (93), Seattle (94) and Tampa Bay (93)...Eclipsed 100-yard mark in regular season finale vs Min (12/22)...Rushed for 80 yards and two touchdowns in Divisional playoff game vs SF (1/4/97)...Rushed for 99 yards (25 attempts) and a touchdown in NFC Championship vs Car (1/12/97)...Capped season with 40 yards and a touchdown in Super Bowl XXXI victory over New England. **1995** — Moved from fullback to halfback and rushed for career-high 1,067 yards...Only fifth player in Packer history to rush for over 1,000 yards...Set Packer season-mark for most combined yards with 1,715...Registered over 100 yards of total offense in 10 games...Started all 16 games for first time in career...Finished second on team with 61 receptions, becoming first back in Green Bay history to have 60 catches in consecutive seasons...Career-high 30 carries for 96 yards at Chi (9/11)...Rushed for 87 yards (23 carries) vs NYG (9/17)...Recorded 148 yards from scrimmage (77 rushing, 71 receiving) vs Det (10/15)...Set career-highs with 121 yards rushing and total yards from scrimmage (171) at Det (10/29)...Caught season-high seven passes (65 yards) and rushed for 70 yards at Min (11/5)...Career-high two TD receptions vs Chi (11/12)...Season-high 85 yards receiving and 60 yards rushing vs TB (11/26)...Opened playoffs with 108-yard rushing performance in wild card win vs Atl (12/31)...Rushed for 51 yards in divisional win at SF (1/6/96)...Gained 46 yards on nine carries in NFC Championship at Dal (1/14/96). **1994** — Led Green Bay in rushing for first time in career with 623 yards and five touchdowns...Led NFL running backs with 78 receptions, setting a franchise record for catches out of the backfield...Started 15 games at fullback...Amassed 1,169 total yards from scrimmage...Eclipsed 100-yard rushing mark three times...Caught career-high 10 passes for 78 yards vs Mia (9/11)...Rushed for 105 yards and two touchdowns and added a nine-yard TD reception at Chi (10/31)...Rushed for season-high 106 yards and a touchdown vs Chi (12/11)...Career-high 101 receiving yards (8 catches) and 46 rushing yards for season-best 147 yards from scrimmage vs Atl (12/18)...Rushed for 100 yards with a career-long 39-yard touchdown run vs TB (12/24)...Led Packers with 104 yards and one touchdown in two post-season starts. **1993** — Moved into starting fullback position, opening 14 of 16 games played...Recorded 1,007 yards of total offense...Ranked second on team in rushing (550 yards, nine touchdowns) and receiving (59 catches for 457 yards and a touchdown)...Scored two touchdowns in season opener vs LA Rams (9/5)...Caught eight balls for 61 yards and added a rushing TD at Dal (10/3)...Recorded 118 total yards of offense with a season-high 66 yards rushing and two touchdowns vs Det (11/21)...Scored two TDs at Det (1/2/94), one receiving and one rushing...Started both playoff contests highlighted by nine catch (53 yards) performance in divisional game at Dal (1/16/94). **1992** — Played in all 16 games with



The Players

two starts at halfback...Returned five kickoffs for 20.8 yard average and registered two tackles on coverage units...Rushed for 107 yards in first career start at Chi (11/22)...Started following week vs TB (11/29) contributing 81 yards of total offense...Originally a fourth-round draft pick (103rd overall) by Green Bay.

COLLEGIATE, PERSONAL: Four-year starter at fullback for Florida State (1987, 1989-91)...Granted medical redshirt after two games in 1988 due to broken hand...Rushed 296 times for 1,246 yards and 13 touchdowns...Caught 93 passes for 1,095 yards and seven touchdowns...Honorable mention all-America selection by *Football News* after senior year...First-team Class 4A all-state selection as a senior at Robert E. Lee High School in Jacksonville...Led team to 20-1 record his last two years, gaining 1,300 yards and 15 touchdowns as a senior...Lettered twice in basketball and track...Opened a nursing home ('Blessed Homes') with Mother, Juanita, in Jacksonville...Started commercial cleaning company, 'Bennett Brothers of Jacksonville'...Serves as spokesman for Big Brothers/Big Sisters of Jacksonville...Engaged (Mindy)...Son (Edgar Bennett IV).

Bennett's Pro Stats

	Rush	Yds	Avg	LG	TD	Rec	Yds	Avg	LG	TD	G-GS
1992 GB	61	214	3.5	18	0	13	93	7.2	22	0	16-2
1993 GB	159	550	3.5	19	9	59	457	7.7	39t	1	16-14
1994 GB	178	623	3.5	39t	5	78	546	7.0	40	4	16-15
1995 GB	316	1,067	3.4	23	3	61	648	10.6	35	4	16-16
1996 GB	222	899	4.0	23	2	31	176	5.7	25t	1	16-15
1997 GB						Injured Reserve					
Career	936	3,353	3.6	39t	19	242	1,920	7.9	40	10	80-62
Playoff	163	561	3.4	18	5	31	170	5.5	18	0	10-10

Bennett's Single Game Highs

Rushes: 30 at Chi (9/11/95)

Rush yards: 121 at Det (10/29/95)

Long rush: 39t at TB (12/24/94)

Rush TDs: 2: Last at Chi (10/31/94)

Touchdowns: 3 (2 rush, 1 rec) at Chi (10/31/94)

Receptions: 10 vs Mia (9/11/94)

Rec. yards: 101 vs Atl (12/18/94)

Long rec.: 40 vs Atl (12/18/94)

Rec TDs: 2 vs Chi (11/12/95)

FUTURE SUPER BOWLS

<i>Super Bowl XXXIII</i>	<i>January 31, 1999</i>	<i>Pro Player Stadium</i>	<i>Miami, FL</i>
<i>Super Bowl XXXIV</i>	<i>January 30, 2000</i>	<i>Georgia Dome</i>	<i>Atlanta, GA</i>
<i>Super Bowl XXXV</i>	<i>January 28, 2001</i>	<i>Tampa Community Stadium</i>	<i>Tampa, FL</i>
<i>Super Bowl XXXVI</i>	<i>January 27, 2002</i>	<i>yet to be determined</i>	
<i>Super Bowl XXXVII</i>	<i>January 26, 2003</i>	<i>new stadium</i>	<i>San Francisco, CA</i>

• Miami has hosted the Super Bowl seven times and is currently tied with New Orleans for the most ever: Super Bowls II, III, V, X, and XIII were played at the Orange Bowl, and Super Bowls XXIII and XXIX kicked off at Joe Robbie Stadium, now called Pro Player Stadium.


• Super Bowl XXVIII was played at Atlanta's Georgia Dome on January 30, 1994. Dallas beat Buffalo 30-13; it was the Cowboys' second consecutive title, and the Bills' fourth straight Super Bowl defeat.

• Tampa has twice hosted a Super Bowl: The Los Angeles Raiders beat Washington 38-9 in Super Bowl XVIII on January 22, 1984, (the AFC's last triumph before Denver's victory over Green Bay last season). On January 27, 1991, the New York Giants edged Buffalo in the Bills' first Super Bowl, 20-19. Both games were played at Tampa (now Houlihan's) Stadium.

• The San Francisco area has hosted one previous Super Bowl, on January 20, 1985. The San Francisco 49ers didn't have to travel very far to defeat the Miami Dolphins 38-16 in Super Bowl XIX, played at Stanford Stadium in Stanford, California.



The Players



FABIEN BOWNES

Wide Receiver

5-11 190

February 29, 1972

Western Illinois

Bear season: 2 NFL Season: 2

Acquired as undrafted free agent in 1995



PRO CAREER: Significant contributor on special teams in 1997 and saw action as a spot receiver for first time in career...Member of Bears' practice squad in 1995 and 1996 seasons.

1997 SEASON: Led the special teams unit with 19 tackles and a fumble recovery...Played in all 16 games for first time in career...Returned 19 kickoffs for 396 yards...Caught first NFL pass for nine yards at NE (9/21)...Set career-highs in catches (4) and yards (54) vs Wash (11/2)...Recovered muffed punt to seal victory vs TB (11/23). **Games played-started:** 16-0

PREVIOUS SEASONS: **1996** — Released by Bears (8/19) in cutdown to 60...Signed to practice squad (10/16) for final nine games. **1995** — Spent first 14 games on practice squad...Signed to 53-player roster (12/14) and played on punt coverage unit vs. TB (12/17)...Inactive for finale vs. Phil (12/24)...Waived in final cuts (8/27) and re-signed to practice squad (8/29)...Originally signed as undrafted free agent.

COLLEGIATE, PERSONAL: Four-year letterman and honorable mention all-conference as senior...Career-best 28-346 and two TDs receiving and nine starts as senior...School record holder in 200-meter dash and qualified for nationals in the 100-meter dash...Caught 12 passes for 165 yards including a 44-yard long as junior in 1993 while starting three games and playing in five...Did not catch a pass in three games of sophomore season...Two receptions including career-long 47-yarder as freshman...Track and football prep athlete at Waubesa Valley in Aurora, IL. (Pronounced: BOW ens)

Bownes' Pro Stats

	Rec	Yds	Avg	Lg	TD	KOR	Yds	Avg	Lg	TD	G-GS
1996	0	0	0	0	0	0	0	0	0	0	1-0
1997	12	146	12.2	21	0	19	396	20.8	36	0	16-0
Career	12	146	12.2	21	0	19	396	20.8	36	0	17-0

Bownes' Single Game Highs

Receptions: 4 vs Wash (11/2/97)
Long rec: 21 vs NYJ (11/16/97)
Long KOR: 36 vs TB (11/23/97)

Rec. yards: 54 vs Wash (11/2/97)
Most KORs: 5 vs NYJ (11/16/97)
KOR yards: 113 vs NYJ (11/16/97)

PLAYOFF EXPERIENCE

Playoff Games Players (starts in parenthesis)

10	Edgar Bennett (10)
7	Andre Collins
6	Shawn Lee
5	John Mangum, Ty Hallock
4	Erik Kramer (3)
3	Tim Tindale, James Williams (2)
2	Conway (2), Flanigan, Heck (2), Minter, Perry (2), Simpson (2), Thierry, Thomas, Wells (1), Zandofsky (2)
1	Ryan Wetnight



The Players



MARTY CARTER

Safety

6-1 214

December 17, 1969

Middle Tennessee State

Bear season: 4 NFL Season: 8

Acquired as unrestricted free agent in 1995



PRO CAREER: Led Bears in tackles in 1995 and 1996 while finishing second in 1997...Has 480 tackles over the last three seasons with Chicago...Obtained by the Bears 3/3/95 as unrestricted free agent from Tampa Bay...Averaged 101 tackles in five years with Tampa Bay as both strong and free safety.

1997 SEASON: Finished second on team in tackles with 142 despite missing almost two full contests...Led team with 81 solo stops...Reached double-digit tackles in nine of 15 games played...Broke-up six passes with one forced fumble, one interception and one sack...97 consecutive games played streak and 35 consecutive start run was snapped in Week 4 as a result of an elbow injury...Opened season with 11 tackles and an interception at GB (9/1)...Recorded 14 tackles and a season-best 10 solo stops vs Min (9/7)...Played entire game despite injuring right elbow vs Det (9/14)...Inactive following week at NE (9/21) with elbow injury before returning to starting line-up at Dal (9/28)...Led team with 10 tackles vs GB (10/12)...Injured finger in first quarter at Mia (10/27) and missed remainder of game...Returned to starting line-up vs Wash (11/2) and recorded 14 tackles...Recorded 11 tackles in consecutive weeks vs TB (11/23) and at Det (11/27)...Recorded 14 tackles, one sack and forced a fumble at StL (12/14)...Finished season with 14 tackle performance at TB (12/21). **Games played-started:** 15-15

PREVIOUS SEASONS: 1996 — Broke his own club mark for most tackles by a safety with a team-high 180 stops...Teams' top tackler in 10 of 16 games with 12 double digit performances...Finished second on team with three interceptions (34 yards) and third with 14 pass break-ups...Led team with 16 tackles and an interception in Season Opener vs Dal (9/2) on Monday Night Football...Topped team with 13 stops at Wash (9/8)...Led team with 12 tackles at Det (9/22)...Intercepted second pass of season vs GB (10/6) along with three tackles...Led team in three straight games (at NO, 10/13; at Min, 10/28; vs TB, 11/3) with 11, 15 and 13 tackle performances respectively...Set career-high with 17 stops and an interception (six yards) vs Det (11/24)...Led team with back-to-back 11 stop games at GB (12/1) and vs StL (12/8)...Finished season with team high 14 tackles at TB (12/22). **1995** — Established Bears record for most tackles by a safety with a team-leading 158 stops...Nine double-digit tackle games...Led team with 11 stops, nine solo, vs. GB (9/11)...Game ball for 15-yard interception and nine tackles at TB (9/17)...Tied career-best with 13 stops at StL (9/24)...Led team with 12 tackles and eight solos vs. Car (10/8)...Deflected game-winning field goal attempt at Jax (10/15)...Forced two fumbles along with 11 tackles vs. Hou (10/22)...Suffered first-half concussion vs. Pit (11/5) and did not return...Had 12 tackles at NYG (11/26)...Second interception of season and eight tackles in finale vs. Phil (12/24). **1994** — Led Tampa DBs and was second on club with 93 tackles (74 solo)...Established career-high with 13 stops vs. Bears (11/6)...Missed just one defensive play at GB (9/25) and finished with 12 tackles...Bucs Player of the Game at SF (10/23) with nine solos and forced fumble. Also caught 21-yard pass from Stryzinski on fake punt. **1993** — Started 14 of 16 games (13 at SS, one at FS)...Logged most plays (95.6%) of any Buc defender...Set club DB record with 130 tackles...Registered 11 stops, FF, FR, and PD vs. KC (9/5)...Season-high 12 stops vs. GB (10/24)...Interception to set up a score vs. Min (11/21)...Preserved win over Bears (12/12) with fourth quarter fourth-and-one stop of Worley. **1992** — Started all 16 games at SS and led Tampa with 118 tackles...Led club with four forced fumbles and tied with three interceptions...First two-interception game vs. Ind (10/4)...Interception and forced fumble at NO (11/1)...10 solos, 11-yard sack, tackle-for-loss, QB pressure, and two forced fumbles at SF (12/19). **1991** — Training camp ankle injury forced him from first two games...Played in remaining 14, starting 11 at free safety...Second among Buc DBs with 62 stops...Five tackles and interception vs. Phil (10/6) in first



The Players

pro start...Had 12 stops at Chi (12/14)...Drafted by Tampa in eighth round (207th overall).

COLLEGIATE, PERSONAL: Starting free safety for Middle Tennessee as junior and senior...Had 192 tackles, seven interceptions, and five blocked punts in his career with the Blue Raiders (1988-90)...Voted Ohio Valley Conference Defensive Player of the Year as senior with 91 tackles, four interceptions, and three blocked punts...Second on club with 93 stops in junior season...OVC Defensive Player of the Week vs. Tennessee Tech with key blocked punt...Three-year starter at Georgia's LaGrange High where teammate Walt Harris and Carolina Panther Tyrone Poole also played...Tied state record with five interceptions in a playoff game...State wrestling champion as senior after finishing second in junior season...Lettered in track...Single.

M. Carter's Pro Stats

		Int-Yds	Tkls-Solo	Force	Fum	Rec	Pass Def	Sack-Yds	G-GS
1991	Tampa Bay	1-5	62-41	1	0	3	0	14-11	
1992	Tampa Bay	3-1	118-78	4	0	7	2-16	16-16	
1993	Tampa Bay	1-0	130-94	1	2	9	0	16-14	
1994	Tampa Bay	0	93-74	1	0	3	1-9	16-14	
1995	Bears	2-20	158-97	2	1	10	0	16-16	
1996	Bears	3-34	180-102	1	0	14	0	16-16	
1997	Bears	1-14	142-81	1	0	6	1-1	15-15	
Career		11-74	883-567	11	3	52	4-26	109-102	

Also: 1 reception for 21 yards and 1 KOR for 0 yards in 1994.

M. Carter's Single Game Highs


Tackles: 17 vs. Det (11/24/96)

Interceptions: 2 vs. Ind (10/4/92)

Solo: 12 at Min (10/28/96)

Passes Defended: 4 vs. Ind (10/4/92)

Forced Fumbles: 2 at SF (12/19/92)



TOM CARTER

Cornerback

6-0 189

September 5, 1972

Notre Dame

Bear season: 2 NFL Season: 6

Acquired as transition free agent in 1997



PRO CAREER: Started all 16 games at left corner and tied for team lead in pass defenses (19) in first season with Bears...Signed by Chicago (3/31/97) from Washington...As their transition player, Redskins had right to match offer which they declined (4/5)...Led Washington in interceptions (9) and pass break-ups (42) from 1995-96.

1997 SEASON: Tied for team lead in pass defenses (19, W.Harris) and finished second with three interceptions...Recorded 56 tackles, 49 of them solo stops...Started every game at left corner for fourth straight NFL season...Six stops, five solo in Bear debut at GB (9/1)...Season-high nine tackles and a pass defense vs Min (9/7)...Grabbed first interception of season at Dal (9/28)...Recorded one tackle before leaving game in first quarter with a thigh bruise vs NYJ (11/16)...Season-high four pass break-ups and an interception at Det (11/27)...Sealed victory at StL (12/14) with late fourth quarter interception in the endzone. **Games played-started:** 16-16

PREVIOUS SEASONS: **1996** — Led Redskins for second consecutive year in interceptions (5) and pass break-ups (27)...Started all 16 games for third straight season...Finished with 61 tackles, 50 solo stops...Grabbed two interceptions, four pass break-ups and five tackles at NYG (9/15)...Sealed victory at St.L (9/22) with third interception of season, adding five tackles...Season-high nine tackles, two pass break-ups and an interception vs NYJ (9/29)...Recorded fifth interception of



The Players

season at Ariz (12/15). **1995** — Started all 16 games at corner finishing with a career-high 79 tackles...Led Washington with four interceptions and 15 pass break-ups...Returned interception in Season Opener 31-yards vs Ariz (9/3)...Recorded five tackles before pulling hamstring in fourth quarter vs Oak (9/10)...Sealed victory vs Dal (10/1) with second interception of season...Season-high nine tackles vs Det (10/22)...Recorded third interception vs Sea (11/19)...Final interception of season came at St.L (12/17). **1994** — Tied for second on club in interceptions (3) and pass break-ups (16)...Recorded 45 tackles from the corner...Opened season with six tackles and one pass break-up vs Sea (9/4)...Recorded first interception of season at NO (9/11)...Grabbed second interception vs Dal (10/2)...Season-high seven tackles at Phil (10/9)...Returned interception 40-yards vs Ariz (10/16). **1993** — Led all NFL rookies with a team-high six interceptions...Recorded 38 tackles and four pass break-ups...First career interception vs Pho (9/12)...Recorded an interception in the first quarter of his first career start at Mia (10/4) on *Monday Night Football*...Recorded back-to-back interceptions at Pho (10/17) and at Buf (11/1)...Final interception of season came at NYG (11/14)...Named transition player following season...Originally drafted in first round by Washington (17th overall).

COLLEGIATE, PERSONAL: Left Notre Dame after junior year...Second-team all-America as a junior...Career-high 40 tackles and five interceptions...Started every game as a sophomore at right corner, playing more minutes than any member of team...Led Irish with five interceptions...Returned interception 79-yards for a touchdown against Tennessee, the 10th longest return in school history...Played in every game but season opener against Michigan as a true freshman...Broke into starting line-up just three games into season...Started six games at free safety, recording 19 tackles...Also was a track star at Notre Dame, winning the Midwestern Collegiate Conference 55-meter indoor sprint championship as a junior...Rated as one of the top 100 incoming freshman out of Lakewood High School in St. Petersburg, FL...First-team all-state as a defensive back and first-team all-city and conference at quarterback after senior year...Earned three letters in football as a quarterback, defensive back and wide receiver...Earned three letters in basketball, two in track and one in baseball...Selected all-county in basketball and all-league in track...Finished finance degree at Notre Dame during 1996 off-season...Married (Renee)...Son (Alexander) and daughters (Madison and Cameron).

Tom Carter's Pro Stats

	Int	Yds	Lg	TD	Tkls-Solo	FF	FR	PD	Sack-Yds	G-GS
1993 Wash	6	54	29	0	38-31	0	0	4	0	14-11
1994 Wash	3	58	40	0	45-36	0	0	14	0	16-16
1995 Wash	4	116	51t	1	79-63	0	0	15	0	16-16
1996 Wash	5	24	24	0	61-51	0	0	27	0	16-16
1997 Bears	3	12	12	0	56-49	0	0	19	0	16-16
Career	21	264	51t	1	279-230	0	0	79	0	78-75

Tom Carter's Single Game Highs

Tackles: 9 Last: vs Min (9/7/97)
Solo: 9 vs Min (9/7/97)

Interceptions: 2 at NYG (9/15/96)
Passes Defended: 4 Last: at Det (11/27/97)

NFC CENTRAL STANDINGS

The NFC Central standings since it was formed with its present five teams in 1978.

	Overall record				GB	Division record				GB	Division Titles
	W	L	T	Pct		W	L	T	Pct		
BEARS	172	140	0	.551	—	87	68	0	.561	—	91, 90, 88, 87, 86, 85, 84
Minnesota	162	149	1	.521	10	87	68	1	.561	—	94, 92, 89, 80, 78
Green Bay	152	156	4	.494	20	85	67	2	.559	1.5	97, 96, 95
Detroit	136	175	1	.437	36	73	84	0	.465	15	93, 83
Tampa Bay	108	203	1	.347	64	54	99	1	.353	32	81, 79

- There was no division winner in 1982 because of a players' strike. The top eight teams from each conference advanced to the post-season. However, with a 5-3-1 mark, Green Bay had the best record.



The Players



ANDRE COLLINS

Linebacker

6-4 240

May 4, 1968

Penn State

Bear season: 1 NFL Season: 9

Acquired as unrestricted free agent in 1998



PRO CAREER: Signed with Bears over off-season (5/27/98)...Played three seasons at Cincinnati (1995-97) and five in Washington (1990-94)...Started at right linebacker for Washington's Super Bowl XXVI championship team...Returned three interceptions for touchdowns over career...Missed only seven of 135 games (including playoffs) in eight years.

1997 SEASON: Played in all 16 contests for Cincinnati leading the team with 28 special teams tackles...Bengals' primary nickel linebacker...Tied for fourth on team with three sacks...Recorded four solo stops, a fumble recovery and three special teams tackles at Bal (9/7)...Led special teams with two stops at Jax (10/5)...Season-high five defensive stops and a sack vs SD (11/2)...Three special teams tackles vs Jax (11/23)...Recorded four special teams stops and a sack vs Ten (12/4)...Led team with three special teams tackles in season finale vs Bal (12/21). **Games played-started:** 16-0

PREVIOUS SEASONS: **1996** — Missed entire pre-season schedule due to contract negotiations...Played in 14 of 16 regular season contests...Finished second on team with 16 special teams tackles...Missed first two contests of season with hamstring injury...Led team with season-high six special teams tackles vs Jax (10/27)...Recorded two solo stops and a tackle-for-loss on defense at SF (10/20). **1995** — Signed with Bengals as an unrestricted free agent (5/7)...Played in all 16 games at nickel linebacker, but started final five contests due to team injuries...Led linebackers in interceptions (2) and tackles-for-losses (5); tied for lead in passes defended (6) and second among linebackers with four sacks...Intercepted a pass in season-opener at Ind (9/3)...Recorded three solo stops and an interception vs Mia (10/1)...Recorded six tackles and a sack vs Pit (11/19)...Tied for team lead with six tackles and a sack at Jax (11/26)...Season-high nine tackles at GB (12/3)...Recorded two sacks and a pass break-up vs Chi (12/10)...Recorded seven tackles, two for losses, at Cle (12/17). **1994** — Led Washington in tackles with 171...Grabbed four interceptions, returning two for touchdowns...Recorded 18 tackles vs Arz (10/16)...Returned interception 21 yards for a touchdown at Ind (10/23)...Returned interception 92 yards for a touchdown at TB (12/4)...Career-high 20 tackles in season finale at LA Rams (12/24). **1993** — Underwent surgery for herniated disc before season...Reported healthy to camp, but suffered stretched medial collateral ligament in right knee in final preseason game...Missed first three contests of regular season...Tied career-high with three sacks on season...Led team upon return with 12 tackles at Mia (10/4)...Season-high three sacks at Arz (10/17)...Recorded 10 tackles, a sack and an interception vs Ind (11/30). **1992** — Finished season with 116 tackles despite missing two games with a back injury and playing hurt for majority of the second half of the season...Season-high 15 tackles vs Dal (12/13). **1991** — Switched from left to right linebacker at start of camp...Led Super Bowl champion Redskins with 151 tackles...Grabbed two interceptions...Returned interception 15 yards for first career touchdown vs Atl (11/10)...Recorded 13 tackles vs Dal (11/24)...Led team with 13 tackles vs NYG (12/15). **1990** — Started every game as a rookie...Named to all-rookie teams by *Pro Football Weekly* and *Football News*...Tied Dexter Manley's rookie record with six sacks...Finished fifth on team with 93 tackles...Recorded two sacks at Ind (12/22)...Recorded nine tackles and a half-sack in playoff win at Phi (1/4/91).

COLLEGIATE, PERSONAL: Named first-team all-American as a senior at Penn State...Finished year with 130 tackles, third-highest in Penn State history...Only third Nittany Lion to post back-to-back seasons of 100 tackles...Started college career as a safety...Three-sport athlete at Cinnaminson High...He is the 12th of 19 children (12 sisters, six brothers).



The Players

Collins' Pro Stats

	Int-Yds	Tkls-Solo	Force Fum	Fum Rec	Pass Def	Sack-Yds	G-GS
1990 Washington	0	93-54	0	0	0	6-38	16-16
1991 Washington	2-33	151-91	2	0	2	3-23	16-16
1992 Washington	1-59	116-61	0	1	4	2-10	14-14
1993 Washington	1-5	104-59	2	0	5	6-46	13-13
1994 Washington	4-150	171-106	2	1	5	1.5-11	16-16
1995 Cincinnati	2-3	62-50	0	0	6	4-30	16-5
1996 Cincinnati	0	12-6	0	0	1	0	14-0
1997 Cincinnati	0	30-25	0	1	0	3-10	16-0
Career	10-250	739-452	6	3	23	25.5-168	121-80
Playoffs	0	36-33	0	0	0	1.5-5.5	7-7

Collins' Single Game Highs

Tackles: 20 at LA Rams (12/24/94)

Sacks: 3 at Arz (10/17/93)

DECEMBER ROAD WIN


The Bears' win in St. Louis on Sunday evening, 12-14-97, was their first road victory in the month of December since a 6-3 triumph over the Los Angeles Raiders at the Coliseum, on December 27, 1987—Walter Payton's final regular season game. After that contest, Chicago lost 17 straight December road games (18 including a January road contest in 1993). The list:

<u>Date</u>	<u>Opponent</u>	<u>Stadium</u>	<u>Score</u>
12-27-87 (Sunday 3 PM)	Raiders	Memorial Coliseum	6-3
12-5-88 (Monday night)	Rams	Anaheim Stadium	3-23
12-19-88 (Monday night)	Vikings	HHH Metrodome	27-28
12-3-89 (Sunday night)	Vikings	HHH Metrodome	16-27
12-24-89 (Sunday 3 PM)	49ers	Candlestick Park	0-26
12-9-90 (Sunday 3 PM)	Redskins	RFK Stadium	9-10
12-16-90 (Sunday night)	Lions	Pontiac Silverdome	21-38
12-23-91 (Monday night)	49ers	Candlestick Park	14-52
12-7-92 (Monday night)	Oilers	Houston Astrodomo	7-24
12-20-92 (Sunday 3 PM)	Lions	Pontiac Silverdome	3-16
12-27-92 (Sunday 3 PM)	Cowboys	Texas Stadium	14-27
12-12-93 (Sunday noon)	Buccaneers	Tampa Stadium	10-13
1-2-94 (Sunday 3 PM)	Rams	Anaheim Stadium	6-20
12-1-94 (Thursday night)	Vikings	HHH Metrodome	27-33 OT
12-11-94 (Sunday noon)	Packers	Lambeau Field	3-40
12-4-95 (Monday night)	Lions	Pontiac Silverdome	7-27
12-10-95 (Sunday noon)	Bengals	Riverfront Stadium	10-16
12-1-96 (Sunday noon)	Packers	Lambeau Field	17-28
12-22-96 (Sunday noon)	Buccaneers	Houlihan's Stadium	19-34
12-14-97 (Sunday night)	Rams	TWA Dome	13-10

This season, the Bears have two December road games: a nationally televised contest at Minnesota on Sunday night, December 6th; and a matchup at Green Bay at noon on December 13th.



The Players



CURTIS CONWAY

Wide Receiver

6-0 194

March 13, 1971

USC

Bear season: 6 NFL Season: 6

Acquired in 1st round of 1993 draft

80

PRO CAREER: Broke collar bone in 1997 pre-season and re-injured area during season allowing him only seven starts...Moved to seventh all-time in Bear annals with 231 career receptions and eighth with 3,339 receiving yards...First Bear receiver to record back-to-back 1,000 yard receiving seasons (1995 and 1996)...Part of first receiving duo (Graham) to each gain 1,000 receiving yards in same season (1995)...First Bear since Matt Suhey (1980) to have a rush, reception, pass, kick return, and punt return in a single season (1994).

1997 SEASON: Finished third on team with 476 receiving yards (30 catches) despite starting only seven games...Eclipsed 100-yard mark in three of seven games played, all wins for Chicago...Broke collar bone in pre-season contest vs Ariz (8/17)...Inactive for first six weeks of regular season with injury...Returned to starting line-up vs GB (10/12) and caught five balls for 77 yards and rushed once for six yards...Led team with 100 yards on six catches at Mia (10/27)...Caught three passes for 57 yards before being ejected for bumping official in 2nd quarter vs Wash (11/2)...Re-injured collar bone in practice and missed Weeks 10-12...Returned to starting line-up at Det (11/27) but used solely as a decoy...Led team with seven catches for 115 yards vs Buf (12/7)...Broke 100-yard barrier for second straight week at StL (12/14) with seven catches for 109 yards and a touchdown.
Games played-started: 7-7

PREVIOUS SEASONS: **1996** — Finished season with career highs in receptions (81) and receiving yards (1,049) to become first Bear in team history to record consecutive 1,000 yard receiving seasons...Reached 100 yards receiving in four games...Rushed a career-high eight times for 50 yards...Completed 33-yard pass to R.Harris for a touchdown in addition to his four receptions (33 yards) in Season Opener vs Dal (9/2) on *Monday Night Football*...Led Bears with eight catches for 126 yards, including a season-long 58-yard touchdown, at Det (9/22)...Led team with career-high nine catches for 101 yards vs GB (10/6)...Recorded second straight 100-yard performance with 111 yards (seven catches) with two touchdowns at NO (10/13)...Led team with five catches for 59 yards and a touchdown at Den (11/10)...Caught TD passes in consecutive games vs StL (12/8) and vs SD (12/14)...Eclipsed 1,000 yard receiving barrier in season finale with nine catches for 120 yards at TB (12/22). **1995** — His 16.7-yard avg. was tops among 42 NFLers with 60-plus receptions...Along with Graham became first Bears receiving duo to each gain 1,000 receiving yards in the same season...Tied club mark with a TD reception in seven straight games (9/24-11/12)...His 12 TD catches were one shy of the club record...Led team with 5-for-110 and two TDs, including 73-yarder, in Season Opener vs Min (9/3)...Team-high 77 yards and 41-yard TD vs. Car (10/8)...Three TDs on four catches at Jax (10/15) were most receiving scores in a game by a Bear since Gault (9/18/83)...Had season-long 76-yard TD vs. Hou (10/22)...Lone catch on MNF at Min (10/30) was 48-yard TD...Season-high 126 yards and two TDs at GB (11/12)...Held without a catch vs. Det (11/19)...Rebounded to lead team with 89 yards at NYG (11/26) and also threw an incompleteness in only attempt of season...Career-high eight receptions for 88 yards and career-long 20-yard rush vs. TB (12/17). **1994** — Second on team with 546 yards on 39 receptions...Career-highs at Phil (9/12) with seven receptions for 148 yards and two TDs including an 85-yarder to go with five KOR for 103 yards...Tied Bears record with five fair catches on punts at TB (11/6)...Suffered thigh injury at Mia (11/13) but still caught three passes for 59 yards, rushed twice for nine yards, returned a punt four yards, and completed a 23-yard TD pass to tight end Keith Jennings on a fake field goal attempt...Inactive next two weeks before returning to action at GB (12/11) and making one 12-yard catch...Returned to starting line-up following week vs. Rams (12/18) catching three passes for 40 yards...Four-for-56 in finale vs. NE (12/24)...Four-for-56 yards at Min (1/1/95)...Three-for-25 at SF (1/7/95). **1993** — Third with 231 receiving yards on 19 catches...Two TDs were second



The Players

best...Eight-yard rush and six-yard reception in first pro game vs. NYG (9/5)...Three-receptions for 42 yards and 32-yard TD at Phil (10/10)...Started for injured Davis vs. Min (10/25) and returned three kicks for 98 yards (55-yarder), two catches for 17 yards, and an 18-yard reverse ...Injured shoulder at GB (10/31) and missed following game...Season-high four KOR and two receptions for 50 yards, including 38-yard game-winning TD, at SD (11/14)...Started vs. Det (12/26) for injured Waddle and caught season-high four passes...Drafted in first round (7th overall).

COLLEGIATE, PERSONAL: Set school records for most kickoff returns (73), yards (1,723), and longest punt return (96 yards)...Third in USC history with 67 punt returns and 679 punt return yards...Two-year track letterman with 10.28 best in 100-yard dash...Second-team all-American selection UPI and AP after junior season...Unanimous all-PAC 10 first-team choice as both receiver and returner...Trojans' Offensive Player of Year and MVP...Eighth nationally with 161.5 average all-purpose yards...Led club with 49 catches for 764 yards, five TDs...Returned 31 punts for 11.2 avg; 27 kickoffs for 25.0 yard avg...First USC player in 39 years to score on punt and kickoff return in same season...Top games: 9-115 and 51 yard TD vs. Okla.; 5-112 and 53-yard TD vs. Wash.; and 213 all-purpose yards (78 rec., 121 KOR, 16 PR) against Cal...96-yard punt return vs. Oregon was longest in school history...95-yard kickoff return vs. ASU was longest by Trojan since Anthony Davis in 1974...Threw 44-yard TD vs. UCLA...Member of mile relay team which finished second in NCAA at 3:00.58...Saw action in sophomore season as flanker (21 for 240, 1 TD), quarterback, and returner (24 PR for 7.2 avg and 20 kickoffs for 24.7)...Averaged 21.3 yards on KORs, 13.4 on PRs as freshman...Threw nine-yard TD to Todd Marinovich vs. Stanford...Signed with USC in '89 but ruled academically ineligible and attended El Camino College to improve scores...All-American by *Parade* and *Super Prep* magazine at Hawthorne (CA) High...Scored 62 of team's 82 TDs in final two seasons as option QB (39 of 42 as junior)...Threw for 1,257 yards and 11 TDs on 77 of 156 accuracy; ran for 758 yards and 10 TDs on 80 carries (9.5 avg); and scored on punt and interception return...In one game scored a TD as QB, WR, RB, and DB...Public Administration major...Nickname: C-Way...Married (Leoria)...Twin sons (Cameron and Kelton).

Conway's Pro Stats

	Rec	Yds	Avg	Lg	TD	Rush	Yds	Avg	Lg	TD	G-GS
1993	19	231	12.2	38	2	5	44	8.8	18	0	16-6
1994	39	546	14.0	85	2	6	31	5.2	12	0	13-12
1995	62	1,037	16.7	76	12	5	77	15.4	20	0	16-16
1996	81	1,049	13.0	58	7	8	50	6.3	19	0	16-16
1997	30	476	15.9	55	1	3	17	5.7	10	0	7-7
Career	231	3,339	14.5	85	24	27	219	8.1	20	0	68-57

	KOR	Yds	Avg	LG	TD	PR	Yds	Avg	LG	TD
1993	21	450	21.4	55	0	0	0	0.0	0	0
1994	10	228	22.8	34	0	8	63	7.9	24	0
1995	0	0	0	0	0	0	0	0	0	0
1996	0	0	0	0	0	0	0	0	0	0
1997	0	0	0	0	0	0	0	0	0	0
Career	31	678	21.8	55	0	8	63	7.9	24	0

Also: 1 two-point conversion reception; 1 pass for 23 yards and a TD in 1994, one incomplection in 1995 (2-1-23, 1 TD); 1 pass for 33 yards and a TD in 1996.


	Rec	Yds	Avg	Lg	TD	G-GS
Playoffs	7	81	11.6	23	0	2-2

Conway's Single Game Highs

Rushes: 2 at GB (12/1/96)	Receptions: 9 Last: at TB (12/22/96)
Rush yards: 20 vs. TB (12/17/95)	Rec. yards: 148 at Phil (9/12/94)
Long rush: 20 vs. TB (12/17/95)	Long rec: 85 at Phil (9/12/94)
Most KORs: 5 at Phil (9/12/94)	Receiving TDs: 3 at Jax (10/15/95)
Long KOR: 55 vs. Min (10/25/93)	KOR yards: 103 at Phil (9/12/94)



The Players



TERRY COUSIN

Cornerback

5-9 182

April 11, 1975

South Carolina

Bear season: 2 NFL Season: 2

Acquired as undrafted free agent in 1997



PRO CAREER: Moved from practice squad to active roster as a rookie.

1997 SEASON: Played in six games, including the final five of season, recording three tackles and a pass defense...Contributed four tackles on special teams...Spent nine weeks on Bears' practice squad (8/26 —10/24, 10/29—11/14)...Saw first NFL action at Mia (10/27) after being activated (10/25)...Recorded two tackles in final three quarters vs NYJ (11/16) filling in for injured Tom Carter at corner...Dressed but did not play vs TB (11/23)...Recorded a pass break-up at StL (12/14)...Contributed one tackle on defense and special teams at TB (12/21)...Originally signed as an undrafted free agent. **Games played-started:** 6-0

COLLEGIATE, PERSONAL: Four-year letterman in football at South Carolina...Ran sprints for Gamecock track team...Recorded 203 career tackles and five interceptions...Gamecocks' Most Outstanding Defensive Back and Most Improved Defensive Player as a senior...Led team with 10 pass break-ups...Top kick return man with 258 yards on 14 returns...Led team and finished fourth in SEC in kickoff returns with 617 yards (26 attempts) as a junior...Started eight of 12 games as sophomore...Recorded 75 tackles with a blocked punt and field goal attempt...Named team's Outstanding Freshman in 1993...Played in nine of 11 games as a defensive back and special teamer...All-county at running back as a senior at Miami Beach Senior High...Majored in retailing.

Cousin's Pro Stats

	Int	Yds	Lg	TD	Tkls-Solo	FF	FR	PD	Sack-Yds	G-GS
1997	0	0	0	0	3-2	0	0	1	0	6-0
Career	0	0	0	0	3-2	0	0	1	0	6-0

CONTRACT EXPIRATION

1998 — T. Allen, Bell, Bownes, D. Carter, M. Carter, Cousin, Engram, Forbes, Grasmanis, S. Harris, Harmon, Herndon, Huntington, Lewis, Lowery, Mathis, Reeves, Sauerbrun, Simpson, Stenstrom, Thierry, Thomas, Tindale, Villarrial, Wiegman, Zitelli

1999 — Allred, Autry, Collins, Conway, Hiles, Jaeger, McDonald, Mirer, Penn, Perry, M. Robinson, J. Williams, Zandofsky

2000 — Hallock, W. Harris, Heck, Kramer, Mangum, Wetnight

2001 — Bennett, Tom Carter

2002 — Flanigan, Minter, Wells

- All draftees (Enis, Parrish, Kreutz, Mayes, Draft, Mannelly, Overhauser, and Moreno) were unsigned at press time.
- All undrafted free agents signed two-year deals which will expire after the 1999 season.
- When a player is waived and re-signed to the practice squad, that contract expires after the 1998 (i.e., current) season.



The Players



BOBBY ENGRAM

Wide Receiver


5-10 192

January 7, 1973

Penn State

Bear season: 3 NFL Season: 3

Acquired in 2nd round of 1996 draft



PRO CAREER: Moved into starting role in second year with Chicago...Best rookie season for a Bear wide receiver in catches (33), yards (389) and touchdowns (6) since Wille Gault (1983)...Only Bear to return punts in 1996.

1997 SEASON: Bears' leading receiver for first ten weeks of season before suffering an ankle injury costing him five weeks...Finished fourth in receptions with 45 for 399 yards, both career-highs...Led team in catches in five of first seven games...Caught six passes for 63 yards and a touchdown vs Min (9/7)...Led team with six catches for 59 yards vs NO (10/5)...Set career-highs with eight catches for 63 yards and a touchdown in overtime win at Mia (10/27)...Injured right ankle in second quarter at Min (11/9)...Missed Weeks 11-15...Returned to starting line-up at TB (12/21) and caught two passes for 12 yards. **Games played-started:** 11-11

PREVIOUS SEASONS: **1996** — Finished second in touchdowns with six behind Conway (7)...Caught 33 passes (fourth) for 389 yards (third) as Bears' third wide receiver...Returned 31 punts averaging 9.1 yards per attempt...19 fair catches third most in team history for a season...Led team with 23.2 yard average on 25 kickoff returns (580 yards)...Started two games (at Det 9/22; at TB 12/22)...Caught first NFL pass for seven yards vs Dal (9/2) in Season Opener...Two catches for 11 yards and first NFL touchdown vs Min (9/15). Fair caught six punts for Bears single-game record...Three catches for 39 yards in first career start at Det (9/22). Recorded season-highs with five punt returns for 52 yards...Caught career high five passes for 57 yards at KC (11/17)...One catch for five yards and a touchdown vs Det (11/24)...Four catches for 46 yards and two touchdowns, the first rookie receiver with two TDs in a game since Gault (1983), at GB (12/1)...Career-high 61 yards and a touchdown on five catches vs SD (12/14)...Caught two balls for 23 yards and a touchdown in season finale at TB (12/22)...Originally drafted in second round (52nd overall).

COLLEGIATE, PERSONAL: Holds school records with 167 career receptions for 3,026 yards and 31 touchdowns, topping marks of O.J. McDuffie (125 catches) and Kenny Jackson (2,006 and 25 TD)...786 career punt return yards ranks second in school annals to McDuffie's 1,059...Gained 4,043 all-purpose yards, joining Blair Thomas (4,512) and Curt Warner (4,982) as only Nittany Lions to gain 4,000+ yards...Second-team all-America by UPI and *Football News*; third team by AP senior season...All-Big Ten first team selection...Finalist for Fred Biletnikoff Award, given to the top receiver in the nation...Ranked 10th in nation, averaging 98.5 yards per game...Gained 1,084 yards, breaking his own single season yardage record...His 63 receptions tied McDuffie's record set in 1992...Averaged 9.8 yards on 19 punt returns and 18.8 yards on five carries from scrimmage...*Football News* second-team all-American after junior year...First-team all-Big Ten choice...Led team with 52 receptions for 1,029 yards (19.8 avg.) and seven TDs...Averaged 10.5 yards on 14 punt returns...AP third-team all-American as a sophomore...Consensus all-Big Ten first team...Led team in receiving, punt returns and all-purpose yards...Third in Big Ten with 79.4 yards avg...Second in conference and ninth in nation with 12.2 average on 33 punt returns...Caught 48 passes for 18.2 avg and 13 TDs (school single season record)...Set school mark with five 100-yard receiving games...Big Ten Offensive Player of Week vs. Min in season opener with eight catches for 165 yards and four touchdowns...Four TD catches in one game was PSU single game record...Did not play in 1992, sat out school in fall semester...One of two true freshmen to earn a letter while playing in every game...Three-time all-state selection at Camden (SC) High...Exercise and Sport Science major, enrolled in College of Health and Human Development...Given name Simon Engram, III...Married (Deanna)...Daughter (Bobbi Simone).



The Players

	Rec	Yds	Avg	Lg	TD	PR	Yds	Avg	Lg	TD	G-GS
1996	33	389	11.8	24	6	31	282	9.1	34	0	16-2
1997	45	399	8.9	23	2	1	4	4.0	4	0	11-11
Career	78	788	10.1	24	8	32	286	8.9	34	0	27-13

Also: Two kickoff returns for 27 yards with a long of 20 in 1997.

Engram's Single Game Highs

Receptions: 8 at Mia (10/27/97)

Long rec: 24 at Det (9/22/96)

Most punt returns: 5 at Det (9/22/96)

Long punt return: 34 vs SD (12/14/96)

Rec. yards: 63 at Mia (10/27/97)

Receiving TDs: 2 at GB (12/1/96)

Punt return yards: 52 at Det (9/22/96)



JIM FLANIGAN

Defensive Tackle

6-2 288

August 27, 1971

Notre Dame

Bear season: 5 NFL Season: 5

Acquired in 3rd round of 1994 draft



PRO CAREER: Career-high 81 tackles and tied for team lead in sacks (6) in 1997...Tied with Alonzo Spellman to lead defensive line with 78 tackles in 1996...Team sack leader in 1995 with 11...Has four touchdown receptions in three years.

1997 SEASON: Led defensive line with career-high 81 tackles and six sacks...Set career-highs with two forced fumbles and three fumble recoveries...Started all 16 games for first time in career...Sat first two pre-season contests recovering from off-season surgery on Achilles tendon...Caught two-point conversion pass from Todd Sauerbrun on botched PAT attempt in season opener at GB (9/1)...Led defensive line with seven tackles and a sack vs Min (9/7)...Tops on D-line with six tackles including one sack and a tackle for a loss at NE (9/21)...Recorded five tackles with a sack at Dal (9/28)...Forced one fumble and recovered another along with seven tackles vs NO (10/5)...Tied for team lead with 10 tackles, including two for losses vs GB (10/12)...Recorded 10 tackles, including one sack and a forced fumble vs NYJ (11/16)...Recorded five tackles and a sack vs Buf (12/7)...Recorded eight tackles, three for losses, and a sack at StL (12/14); recovered fumble leading to go-ahead field goal. **Games played-started:** 16-16

PREVIOUS SEASONS: 1996 — Led team with seven tackles for losses...His 78 stops tied him with Spellman for team high among defensive linemen... Finished second (Spellman, 8) on team with five sacks despite missing two games with pulled calf (GB, at NO)...Opened season with three tackles and a 13-yard sack vs Dal (9/2) on Monday Night Football...Tied career high with eight stops vs Min (9/15)...Recorded five tackles and caught a one-yard touchdown pass at Det (9/22)...Returned to lineup at Min (10/28) with six tackles and an eight-yard sack...Recorded seven tackles, two for losses vs Det (11/24)...Injured Achilles tendon in season finale at TB (12/22). Surgery 12/26.
1995 — Led Bears with 11 sacks, most by a Bear defensive tackle since Steve McMichael's 11.5 in 1988...His 77 tackles were second among defensive linemen to Zorich's 79 stops...Recorded two sacks and five stops in Season Opener vs. Min (9/3)...Caught two-yard TD pass vs. GB (9/11) on Monday Night Football...Seven tackles and nine-yard sack at StL (9/24)...Earned first start in following game vs. Car (10/8) and responded with seven tackles, four solos...Career-high eight stops and 14-yard sack at Jax (10/15)...Caught 4-yard TD on MNF at Min (10/30)...Eight stops and six-yard sack vs. Pit (11/5)...One rush for no gain at GB (11/12)...Ten-yard sack and six tackles at Det (12/4). **1994** — Used in defensive line rotation...Caught 2-yard TD pass from Kramer in playoff game at SF (1/7/95)...Played on special teams, sparingly on defense, and in offensive backfield as blocking back at Min (1/1/95)...Three solo tackles in both Week 2 and 3...Had 14-yard kickoff



The Players

return at Phil (9/12), 12-yard return vs. Buf (10/2), and fair catch vs. GB (10/31)...First used in offensive backfield vs. Buf (10/2) as blocking fullback...Injured hand at Mia (11/13) and missed next two games...Played in final four games on D-line and as blocking back...Drafted in third round (74th overall).

COLLEGIATE, PERSONAL: Started final two seasons on defensive line after beginning his career at linebacker...Also performed on Irish track squad putting shot 55'3/4"...Honorable mention all-American after starting first five games at right end and finishing senior season at right defensive tackle...Made 51 tackles, four tackles-for-loss and four sacks...Had 8 tackles, three for-loss, against Florida State and six tackles, three for-loss, in Cotton Bowl win over Texas A&M...Started 10 games as junior at right DT and one at nose guard...51 tackles included 3.5 sacks and 2.5 for-loss...Season-high eight tackles vs. Penn State and Mich...Played in every game as sophomore; three starts at ILB...Had 36 tackles including season-high eight stops vs. Air Force...Four tackles in fourth quarter of win over USC...Totaled six tackles in nine games as a reserve ILB during freshman campaign...*Parade* and *USA Today* all-American and Wisconsin Player of Year at Southern Door High in Brussels, WI...Played LB, FB, and K...Rushed for 2,075 yards and 30 TDs as senior (4,464 yards in career)...Scored 468 points on 59 TDs, 75 conversions, and 13 field goals as prep...Recorded 518 tackles, 23 forced fumbles, 14 sacks, and five interceptions...Management major...Maintains his own web site at www.jimflanigan.com...Co-founded newspaper TIMEOUT!, featuring junior and high school athletics and academics, with former Bear Frank Kmet...Manages the Jim Flanigan Foundation and coordinates efforts against illiteracy...Father, Jim, played linebacker for Green Bay Packers (1967-70)...Single.

Flanigan's Pro Stats

	Int-Yds	Tkls-Solo	Force	Fum	Fum Rec	Pass Def	Sack-Yds	G-GS
1994	0	14-9	0	0	0	0	0	14-0
1995	0	77-46	0	0	0	0	11-75	16-12
1996	0	78-43	0	0	0	1	5-38	14-14
1997	0	81-45	2	3	0	0	6-51	16-16
Career	0	250-138	2	3	1	1	22-164	60-42

Receiving: Caught 2-point conversion in 1997; 1-1, 1 TD in 1996; 2-6, 2 TDs in 1995;

Rushing: 1-0 in 1995; KOR: 2-26 yards in 1994.

Playoffs 0 0 0 0 0 0 0 2-0

Also: 1 TD catch (2 yards) in 1995.

Flanigan's Single Game Highs

Tackles: 10 Last: vs. NYJ (11/16/97)

Sacks: 2 vs. Min (9/3/95)

Solos: 7 vs GB (10/12/97)

CHICAGO BEARS FAN CONVENTION

The Chicago Bears Fan Club hosted the first ever Chicago Bears Fan Convention on March 14-16, 1998, at the Chicago Hilton & Towers on south Michigan Avenue in Chicago. The event was a tremendous success, and the date is already set for the Second Annual Fan Convention:

February 26-28, 1999 Chicago Hilton & Towers

Over 7,000 fans attended the first convention, including Bears backers from 40 states and three foreign countries. Fifty-four current and former Bears players—and four Hall-of-Famers—came out, along with 93 exhibitors, to mill about the seven autograph stages (running simultaneously), six interactive inflatable games and NFL Youth Football area, and various seminars, trivia contests, and Q & A sessions. The '99 version will boast an additional 40,000 feet of convention space—allowing for more of everything—and current players, Bears from championship teams of the 40's, as well as members of the '63 title team and the '85 Super Bowl champs, will all return. Special activities including "Opening Ceremonies" on Friday night with player intros by Bears broadcasting personalities, and an even bigger Saturday Night Bears Party, will again entertain. Bear rooters who stay at the Hilton & Towers will be invited to a private tour and reception at new Halas Hall on Thursday, February 25, 1999.

Fans can already make their plans for the 1999 Bears Fan Convention by reserving a room at the Hilton & Towers with the special Chicago Bears Convention rate, or contacting the Fan Club (847 / 615-9600) for passes to the event (\$20 for Fan Club members; \$30 for non-members; passes are \$5 / \$10 for guests of the Hilton & Towers).



The Players



MARLON FORBES

Safety

6-1 215

December 25, 1971

Penn State

Bear season: 3 NFL Season: 3

Acquired as undrafted free agent in 1995

46

PRO CAREER: Set career-highs in tackles and pass defenses in 1997 as a nickel back...Played on special teams and as a reserve defensive back in 1996.

1997 SEASON: Finished fifth on special teams with 12 special teams tackles...Recorded career-highs with 28 tackles and five pass break-ups...Played in all 16 games for first time in career...Recorded one defensive and special teams tackle in Season Opener at GB (9/1)...Recorded three tackles and season-high two pass break-ups vs GB (10/12)...Season-high four defensive stops at Det (11/27)...Recorded three defensive tackles, four special teams stops and a pass defense in first career start at StL (12/14). **Games played-started:** 16-1

PREVIOUS SEASONS: 1996 --- Played 15 games on special teams...Finished with 16 tackles on coverage units...Recorded four tackles as a reserve defensive back...Waived from active roster (9/3) and signed to practice squad (9/4)...Re-signed to active roster 9/9...Season-high four special teams tackles vs Oak (9/29)...Recorded first career defensive tackle vs GB (10/6)...Season-high three tackles, two solo vs Det (11/24). **1995 ---** Signed to Bears practice squad (12/1) for final four weeks of season...Waived in final cuts (8/27)...Originally signed as an undrafted free agent.

COLLEGIATE, PERSONAL: Walk-on who finished his career with 75 stops, 53 solo, two interceptions, and one fumble recovery...College position coach, Greg Schiano, is now defensive backs coach for the Bears...Season-high four stops vs. Michigan as senior...Started nine games as junior collecting 36 tackles (23 solo) and 13 passes defended...Career-best eight stops vs. Maryland...Started season as nickel back as sophomore in 1992, but won starting left cornerback by end of season...Had 17 tackles during season, 14 in final three games...Walk-on in 1991...Attended Penn State on Navy ROTC scholarship...Played quarterback, wide receiver, and cornerback at Central Islip High on Long Island, NY.

Forbes' Pro Stats

	Int-Yds	Tkls-Solo	Force	Fum	Fum Rec	Pass Def	Sack-Yds	G-GS
1996	0	4-3	0	0	0	0	0	15-0
1997	0	28-20	0	0	0	5	0	16-1
Career	0	32-23	0	0	0	5	0	31-1

4TH AND GO!

The Bears once again led the league in 4th down conversions last year, making 14 (tied for first with Philadelphia). Chicago was second in the league with their 27 attempts, trailing Buffalo (29). In 1996, the Bears led the league with with 20 conversions, and were second with 28 attempts.



The Players



PAUL GRISMANIS

Defensive Tackle

6-2 298

August 2, 1974

Notre Dame

Bear season: 3 NFL Season: 3

Acquired in 4th round of 1996 draft



PRO CAREER: Contributed as third defensive tackle in second season...Started four games in two years.

1997 SEASON: Played in all 16 games as the third defensive tackle...Finished with 23 tackles, a fumble recovery and a half sack...Recorded two tackles, one for a loss, vs Det (9/14)...Started only game of season vs NO (10/5) and collected first career fumble recovery...Season-high three tackles and first career half-sack at StL (12/14). **Games played-started:** 16-1

PREVIOUS SEASONS: 1996 — Played 14 games in defensive tackle rotation...Finished with 22 tackles, seven solo...Dressed for first two games but did not play...Recorded one tackle in first NFL game vs Min (9/15)...Started two consecutive games for injured Flanigan (calf). Seven tackles, three solo, in first career start vs GB (10/6); five tackles, two solo, in second start at NO (10/13)...Recorded two solo stops at GB (12/1)...Started at nose tackle in five-man front vs SD (12/14) recording one tackle...Two tackles in season finale at TB (12/22)...Originally drafted in fourth round (116th overall).

COLLEGIATE, PERSONAL: Two-year starter at nose guard for Irish...Registered seven sacks in career and 11 tackles for loss...AP First-Team all-Independent selection as a senior...Started every game at nose guard and finished fifth on team with 70 tackles, 4.5 sacks and seven stops for losses...Also recovered two fumbles and deflected a pass...Started 11 of 12 games over junior campaign...Played defensive end early in season before moving to right end...Played in eight games on special teams and saw action in seven games at defensive tackle sophomore season...Missed three games with ankle injury; sat out Cotton Bowl with wrist injury...Appeared in eight games, recording five tackles freshman year...Missed Cotton Bowl with knee injury suffered in practice...Rated second best prospect in state at Jenison (MI) High School...Highly regarded offensive guard; also had 25 sacks as prep...Also lettered in basketball, wrestling and track...Marketing major...Given name Paul Ryan Grismanis.

Grismanis' Pro Stats

	Int-Yds	Tkls-Solo	Force	Fum	Fum Rec	Pass Def	Sack-Yds	G-GS
1996	0	22-7	0	0	0	0	0	14-3
1997	0	23-14	0	1	0	0	.5-1.5	16-1
Career	0	45-21	0	1	0	0	.5-1.5	30-4

Grismanis' Single Game Highs

Tackles: 7 vs GB (10/6/96)


Solos: 3 vs GB (10/6/96)



TM



The Players



TY HALLOCK

Fullback


6-2 256

April 30, 1971

Michigan State

Bear season: 1 NFL Season: 6

Signed as unrestricted free agent in 1998



PRO CAREER: Signed with Chicago (2/16) as an unrestricted free agent from Jacksonville...Played three positions (fullback, tight end and linebacker) since joining league...Retired in 1995 only to return in 1996 off-season...Started career in Detroit before being traded to Jacksonville (5/30/95).

1997 SEASON: Played in 15 games, starting seven at fullback...Finished second on team with 21 special teams tackles...Set career-highs with 18 catches for 131 yards...Gained eight yards on first NFL carry at Bal (8/31)...Caught two passes for 11 yards and made two special teams stops at Wash (9/28)...Scored lone touchdown of season on a 10-yard reception vs Cin (10/5)...Carried ball twice for 11 yards and added a 15-yard reception vs Phi (10/12)...Season-high three catches for 11 yards at Dal (10/19)...Suffered pinched nerve in neck at the end of first half at Buf (12/14)...Inactive for season finale at Oak (12/21). **Games played-started:** 15-7

PREVIOUS SEASONS: **1996** — Wore three different jersey numbers (88, 49 and 54) and played three positions (fullback, linebacker and tight end) for Jacksonville...Saw most action on special teams...Played first two games and then inactive for following six contests...Saw first action at fullback at Cin (10/27) replacing injured Le'Shai Maston; caught five yard pass...Inactive next three games and then moved to linebacker...Earned special teams game ball in season finale vs Atl (12/22)...Played in two of three playoff contests on special teams, missing second game at Den (1/4/97) with pulled hamstring. **1995** — Retired from football during June minicamp (7/10) and spent year out of football...Obtained by Jacksonville in trade with Detroit for Corey Raymond (5/30). **1994** — Started 10 games at tight end and was a top performer for Detroit's special teams...Caught seven passes for 75 yards...Saw action as a blocking back in addition to tight end...Injured shoulder vs NE (9/26) and missed following week. **1993** — Second on team with 10 special teams tackles...Caught eight passes for 88 yards and two touchdowns...Scored first NFL touchdown on one yard reception at GB (11/21)...Started first career game vs Min (12/5)...Scored game-winning touchdown on one-yard reception at Chi (12/26)...Caught three balls for 48 yards in Wild Card game vs GB (1/2/94)...Originally drafted in seventh round (174th overall) by Detroit.

COLLEGIATE, PERSONAL: Played fullback, tight end and linebacker at Michigan State...Led Spartans as a senior with 144 tackles; fourth in Big Ten...Consensus all-Big Ten second-team in his only season at linebacker...Played in all 11 games at tight end as a junior...Played 10 games as a sophomore at both fullback and tight end...Played in 11 of 12 games as a freshman...Rushed for over 600 yards and seven touchdowns in five games as a senior tailback at Greenville (MI) High...Named all-State in basketball as a junior...Chairman of the Board of the Space is Special Foundation in Michigan, which sends special education children to space camp in Huntsville, Ala....Graduated in 1997 with a degree in employee relations...Married (Jennifer).

THIRD DOWN DEFENSE

The Bears' defense last season finished #1 in the NFC, and #4 in the league, allowing a 31.7% 3rd down conversion rate (60 of 189). Only Denver (31.4%), Kansas City (31.6%), and New York Jets (31.6%) were better.



The Players

Hallcock's Pro Stats

	Rec	Yds	Avg	Lg	TD	Rush	Yds	Avg	Lg	TD	G-GS
1993 Detroit	8	88	11.0	24	2	0	0	0	0	0	16-4
1994 Detroit	7	75	10.7	21	0	0	0	0	0	0	15-10
1995											
1996 Jax	1	5	5.0	5	0	0	0	0	0	0	7-0
1997 Jax	18	131	7.3	23	1	4	21	5.3	11	0	15-7
Career	34	299	8.8	24	3	4	21	5.3	11	0	53-21

Hallcock's Single Game Highs

Rushes: 2 vs Phi (10/12/97)
 Rushing Yards: 11 vs Phi (10/12/97)
 Long Rush: 11 vs Phi (10/12/97)
 Receiving TD: 1 Last: vs. Cin (10/5/97)

Receptions: 3 at Dal (10/19/97)
 Receiving Yards: 48 vs GB (1/2/94)*
 Long Reception: 24 vs GB (1/2/94)*
 * Playoff Game


WANNSTEDT'S ROSTER

The following 317 players have all been part of the Chicago Bears since Dave Wannstedt took over as the 11th head coach in team history in January, 1993. Two current Bears have been with Coach Wannstedt since Day One: safety John Mangum, and tackle James "Big Cat" Williams.

Abraham, Clifton	Cox, Jamal	Hobbs, Ed	Maumalanga, Chris	Serwanga, Wasswa
Adams, Scott	Cox, Ron	Hoffmann, Dave	Mayer, Alonzo	Shedd, Kenny
Age, Lewis	Crowe, Andy	Hogans, Richard	McCardell, Keenan	Shorten, Oscar
Alcorn, Daron	Crowley, Brad	Hoge, Merrill	McCullough, Saladin	Siever, Paul
Allen, James	Crumpton, Robert	Holder, Chris	McDonald, Ricardo	Simpson, Carl
Allen, Tremayne	Cunningham, Ed	Hollie, David	McElroy, Jim	Smith, Eric
Allred, John	Davis, Rob	Holloway, Bobby	McGuire, Gene	Smith, Vernice
Anderson, Ken	Davis, Wendell	Horton, Jeff	McMichael, Steve	Smith, Vinson
Anderson, Neal	DeHoog, Mike	Houston, Harrison	McMurtry, Greg	Snow, Percy
Armstrong, Trace	Dent, Richard	Howard, Dana	McNerney, Pat	Soward, Marcus
Augustino, Jason	Douglass, Maurice	Huerta, Carlos	Miano, Mike	Spears, Marcus
Autry, Darnell	Dowden, Corey	Hughes, Tyrone	Miller, Chris	Spellman, Alonzo
Auzenne, Troy	Draft, Chris	Huntington, Greg	Miller, Maurice	Stargell, Tony
Baker, Myron	DuBose, Kejuan	Ireland, Darwin	Minfield, Kevin	Steeple, Matthew
Banks, Fred	Dulaney, Mike	Ivlow, John	Minter, Barry	Stenstrom, Steve
Barber, Kurt	Dunning, Josh	Jackson, Jack	Mirer, Rick	Stinson, Lemuel
Bass, Robert	Durgin, Marcus	Jackson, John	Moreno, Moses	Sullivan, Mike
Bell, Ricky	Eilers, Pat	Jaeger, Jeff	Morgan, Anthony	Sullivan, Kent
Bellamy, Mike	Ellisor, John	Jefferson, Tafta	Morris, Ron	Sutton, Clarence
Bennett, Brandon	Engram, Bobby	Jenkins, Kerry	Morrissey, Jim	Swayde, Shawn
Bennett, Edgar	Enis, Curtis	Jennings, Keith	Muster, Brad	Swayne, Kevin
Berger, Mitch	Epps, Tony	Johnson, Ahmani	Myslinski, Tom	Tate, David
Blackwell, Kelly	Fair, Richard	Johnson, Anthony	Neely, Bobby	Teichman, Lance
Blair, Don	Farrell, Jim	Johnson, Clyde	Nichols, Tony	Terry, John
Blaylock, Anthony	Ferguson, Danyell	Johnson, Keshon	Norman, Todd	Thayer, Tom
Bonnell, Scott	Flanigan, Jim	Johnson, Tony	O'Neill, Pat	Thierry, John
Bookman, Anthony	Fleeks, Carlos	Jones, Dante	Obee, Terry	Thomas, Mark
Bortz, Mark	Fontenot, Al	Joseph, Dwayne	Overhauser, Chad	Thomas, Marvin
Bowmes, Fabien	Fontenot, Jerry	Jurkovic, Mirko	Pace, Stephon	Thomas, Stan
Brewer, Dewell	Forbes, Marlon	Kacmarynski, Mark	Parker, Ricky	Thompson, Aubrey
Briggs, Greg	Ford, Chester	Kanner, Aaron	Parish, James	Thompson, Darrell
Brinton, Shane	Frier, Matt	Kaplan, Scott	Parish, Tony	Thornton, Jim
Brooks, Anthony	Furrer, Will	Keyes, Marcus	Paul, Markus	Tilman, Lewis
Brooks, Donny	Gales, Kerry	Kmet, Frank	Paulk, Tim	Timpson, Michael
Brown, Mike	Gardocki, Chris	Knight, Carlos	Penn, Chris	Tindale, Tim
Brownlow, Darrick	Gavin, Lauren	Korth, Jay	Peoples, Shont'e	Tobias, Michael
Burger, Todd	Gayle, Shaun	Kozlowski, Glen	Perry, Todd	Turner, Derrick
Burton, James	Gedney, Chris	Kramer, Erik	Perry, William	Van Horne, Keith
Bussie, Arthur	Gentry, Dennis	Kreutz, Olin	Peterson, Anthony	Villarrial, Chris
Butler, Kevin	Givens, Reggie	Krichbaum, Mark	Phillips, Jay	Waddle, Tom
Butterfield, Mark	Goodwin, Matt	Krieg, Dave	Pilgrim, Evan	Wagner, Barry
Cain, Joe	Govi, Mark	Leaks, David	Poik, Octus	Walker, Cedric
Cantelupo, Jim	Graham, Jeff	Le Bel, Harper	President, Andre	Walsh, Steve
Carrier, Mark	Grasmanis, Paul	Lee, Mark	Primus, Greg	Washington, Shawn
Carter, Daryl	Gray, Chris	Lee, Shawn	Proehl, Ricky	Weiss, Mike
Carter, Marty	Greeley, Buckeye	Leeuwenburg, Jay	Rakoczy, Gregg	Wetnight, Ryan
Carter, Tom	Green, Mark	Lewis, Darren	Randolph, Charles	Whitaker, Danta
Carter, Tony	Green, Robert	Lewis, Nate	Ray, Rodney	Wiegman, Casey
Cash, Kerry	Hallcock, Ty	Reeves, Carl	Reeves, Carl	Wilhite, Kenny
Christian, Bobby	Harbaugh, Jim	Riley, Pat	Riley, Pat	Williams, James
Clark, Jon	Harmon, Ronnie	Riley, Phillip	Rivera, Ron	Williams, James
Clements, Jimmy	Harris, Kevin	Roberts, Ray	Robinson, Marcus	Williams, Tyrone
Cobb, Trevor	Harris, Raymond	Lowery, Michael	Roper, John	Willis, Peter Tom
Coleman, Mil	Harris, Sean	Lumelski, Zev	Ryan, Tim	Wojciechowski, John
Coleman, Quincy	Harris, Willie	Lundy, Dennis	Salaam, Rashaan	Woolford, Dornell
Coleman, Shaston	Hawkins, Garland	Mack, Rico	Sanders, Steven	Worley, Tim
Collier, Dennis	Heck, Andy	Mangum, John	Sapp, Bob	Wright, Eric
Collier, Ervin	Hemdon, Jimmy	Mannely, Patrick	Sauerbrun, Todd	Wynn, Larry
Collins, Andre	Heyward, Craig	Martin, Chris	Saul, Tracy	Zandofski, Mike
Conway, Curtis	Hicks, Michael	Martin, John	Schultz, Bill	Zitelli, Emmett
Cook, Marv	Hightower, Mike	Mathis, Dedic	Schwartz, Jim	Zomalt, Greg
Cooper, Reggie	Hiles, Van	Matthews, Shane	Scott, Jim	Zorich, Chris
Cousin, Terry	Hill, Lloyd			
Cox, Bryan				



The Players



RONNIE HARMON

Running Back

5-11 195

May 7, 1964

Iowa

Bear season: 1 NFL Season: 13

Signed as a free agent in 1997



PRO CAREER: Enters 1998 fourth among all running backs with 582 career receptions, behind only Marcus Allen (587), Roger Craig (566) and Keith Byars (584)...Led all running backs and sixth overall in the league with career-best 79 catches in 1992...Recorded 52 game span (including playoffs: 12/6/92 - 11/19/95) touching the ball 383 times as a rusher, receiver and kick returner without a fumble...Began career with Buffalo Bills (1986-89) before joining San Diego Chargers (4/1/90) as Plan-B free agent (1990-95)...Joined Tennessee as an unrestricted free agent (5/10/96).

1997 SEASON: Signed by Bears (12/9) after being waived by Tennessee (11/18)...Played in 11 games for Oilers rushing for 30 yards on eight carries and catching 16 balls for 189 yards...Season-high five catches for 50 yards vs Oak (8/31)...Four catches for 33 yards and one rush for seven yards vs Balt (9/21)...Inactive first week with Chicago...Rushed two times for six yards and caught two passes for eight yards in only Bear appearance at TB (12/21). **Games played-started:** 12-0 (1-0 Chicago)

PREVIOUS SEASONS: 1996 — Finished third on team in receptions with 42 (488 yards)...Played in all 16 games, starting six, and scored three touchdowns (two receiving, one rushing)...Deflected punt vs KC (9/1)...Set career-high with 155 combined yards, recording his second career 100-yard receiving performance with 108 yards on seven catches, at NO (11/10)...Six catches for 75 yards and a touchdown vs Jax (12/8)...Three catches for 72 yards, including season-long 43-yarder, at Balt (12/22). **1995** — Finished second on Chargers and 12th in AFC with 63 receptions (673)...Ranked third on team in rushing (51-187-1) and second in scoring (36)...Tallied career-best five touchdown receptions...Became fifth running back in NFL annals with 500 career receptions on second of five catches at Den (11/19)...Went without a catch at Phil (9/17), snapping streak of 71 straight games with a reception (including five playoff games)...First game without a catch since 1990 at LA Raid (12/30)...Eight catches for 52 yards and three rushes for 54 yards, including longest rush of career (48-yard TD run), vs Dal (10/22)...First multi-TD reception game of career with 12 and 23-yard grabs at Sea (10/29)...Set post-season career-highs with 10 catches for 133 yards vs Ind (12/31). **1994** — Tied for team lead (Mark Seay) with 58 catches...36 of 58 catches were for first downs...Finished fourth in receiving yards (615)...Scored all three of Chargers' successful two-point attempts (2 run, 1 rec)...Led team in receptions in post-season with 16 catches for 117 yards...Season-high eight catches for 69 yards vs Den (10/23)...Closed regular season with 85 yards on six receptions vs Pit (12/24)...Seven catches for 57 yards in Divisional Playoff game with Mia (1/8)...Paced San Diego offense with eight catches for 68 yards vs 49ers in Super Bowl XXIX (1/29). **1993** — Eighth in AFC in receptions and second on Chargers with 73...Recorded career-high 10 catches for 81 yards at Den (9/12)...Season-best 89 yards on five catches at LA Rai (10/31). **1992** — Named Chargers MVP and voted first alternate to AFC Pro Bowl squad...replaced Thurman Thomas on Pro Bowl roster...Led team and all NFL running backs with career-best 79 receptions...Finished with team-high 1,149 combined yards (914 rec, 235 rush)...Caught six or more passes in eight games...Seven catches for 91 yards at Den (9/13)...Season-high 96 yards on seven catches at KC (11/8)...Season-high eight catches for 80 yards vs Cin (12/13)...Led team in receiving with nine catches for 73 yards in Divisional Playoff at Mia (1/10). **1991** — Voted team MVP after leading Chargers with 1,099 combined yards from scrimmage...Led team in receptions with 59 and was third in rushing with career-high 544 yards (89 atts), averaging 6.1 yards per carry...Scored on 11-yard run and had season-high 62 yards on six receptions vs Clev (10/20)...Led team in rushing and receiving with season-high 10 carries for 70 yards and six receptions for 39 yards at NYJ (11/24). **1990** — Joined San Diego as Plan B free agent from Buffalo...Second on team in receiving (46-511) and third in rushing (66-363)...Season-high 71 yards on 10 carries vs Den (11/11)...Recorded first career 100-yard receiving performance with eight catches for 116 yards at Den (12/16)... **1989** — Started two of 15 games at fullback for Buffalo...Finished third on team in receiving with 29 catches and four touchdowns...averaged 5.8 yards on 17 carries...Led team with



The Players

eight catches for 75 yards at Ind (10/8)...Caught four passes for 50 yards in playoff loss to Browns (1/6). **1988**— Leading receiver among running backs and third overall on Bills...Led team with 94 yards on five catches vs Pit (9/25)...Made lone start of season at Mia (11/14) and scored pair of touchdowns in 31-6 win on MNF...Season-high eight catches for 94 yards and a touchdown at Cin (11/27)...Two rushes for eight yards and eight receptions for 76 yards in two playoff appearances. **1987**— Finished season as Bills starting running back...Led club in rushing (116-485) and was tied for second in receiving (56-477)...Recorded first career 100-yard rushing effort on career-high 23 carries for 119 yards at Mia (11/29)...First-career multi-TD rushing effort at Oak (12/6). **1986**— Started slowly as rookie after signing late and was plagued by injuries early in campaign...Scored only TD of season on 14-yard pass vs KC (9/28)...Originally drafted by Bills in first round (16th overall) with choice obtained from Cleveland for Bills' top pick in 1985 supplemental draft, which Brown used to take QB Bernie Kosar.

COLLEGIATE, PERSONAL: Twice named Iowa's MVP and all-Big Ten...Gained 2,442 yards rushing and 22 TDs on 443 carries...Set Iowa career mark with 146 receptions for 2,045 yards and 10 scores...Broke Hawkeye mark with receptions in 32 straight games...Career-high 11 receptions for 102 yards in Rose Bowl vs UCLA...All-city and all-state at Bayside (Queens, NY) High...He and wife run "Harmon's Block Party," started in '93, benefiting inner-city youth programs...Older brother, Derrick, played running back for San Francisco (1984-86) and younger brother, Kevin, was drafted by Seattle in '87 after career at Iowa...Majored in communications.

Harmon's Pro Stats

	Rush	Yds	Avg	Lg	TD	Rec	Yds	Avg	Lg	TD	G-GS
1986 Buffalo	54	172	3.2	38	0	22	185	8.4	27	1	14-2
1987 Buffalo	116	485	4.2	21	2	56	477	8.5	42	2	12-10
1988 Buffalo	57	212	3.7	32	1	37	427	11.5	36	3	16-1
1989 Buffalo	17	99	5.8	24	0	29	363	12.5	42t	4	15-2
1990 San Diego	66	363	5.5	41	0	46	511	11.1	36t	2	16-2
1991 San Diego	89	544	6.1	33	1	59	555	9.4	36	1	16-0
1992 San Diego	55	235	4.3	33	3	79	914	11.6	55	1	16-2
1993 San Diego	46	216	4.7	19	0	73	671	9.2	37	2	16-1
1994 San Diego	25	94	3.8	15t	1	58	615	10.6	35	1	16-0
1995 San Diego	51	187	3.7	48t	1	63	673	10.7	44	5	16-1
1996 Houston	29	131	4.5	25	1	42	488	11.6	43	2	16-6
1997 Ten/Chicago	10	36	3.6	14	0	18	197	10.9	27	0	12-0
Career	615	2774	4.5	48t	10	582	6076	10.4	55	24	181-27

Playoffs	16	65	4.1	10	0	51	470	9.2	24	0	9-0
-----------------	-----------	-----------	------------	-----------	----------	-----------	------------	------------	-----------	----------	------------

KOR

	KOR	Yds	Avg	Lg	TD
1986 Buffalo	18	321	17.8	32	0
1987 Buffalo	1	30	30.0	30	0
1988 Buffalo	11	249	22.6	37	0
1989 Buffalo	18	409	22.7	49	0
1990 San Diego	0	0	0.0	0	0
1991 San Diego	2	25	12.5	14	0
1992 San Diego	7	96	13.7	30	0
1993 San Diego	1	18	18.0	18	0
1994 San Diego	9	157	17.4	25	0
1995 San Diego	4	25	6.3	9	0
1996 Houston	4	69	17.3	20	0
1997 Tennessee	1	16	16.0	16	0
Career	76	1415	18.6	49	0

Playoffs	8	155	19.4	23	0
-----------------	----------	------------	-------------	-----------	----------

Harmon's Single Game Highs

Rushes: 23 vs Mia (11/29/87) Rush yards: 119 vs Mia (11/29/87)
 Rush TDs: 2 at LA Rad (12/6/87) Long rush: 48t vs Dal (10/22/95)
 Receptions: 10 at Den (9/12/93) Rec. yards: 116 at Den (12/16/90)
 Receiving TDs: 2 at Sea (10/29/95) Long rec: 55 vs Pit (9/20/92)
 Combined Yards: 155 at NO (11/10/96); 108 rec., 47 rush



The Players



SEAN HARRIS

Linebacker

6-3 248

February 25, 1972

Arizona

Bear season: 4 NFL Season: 4

Acquired in 3rd round of 1995 draft



PRO CAREER: Played on special teams and saw limited action at strong side linebacker in 1996 and 1997...Played only on special teams as a rookie.

1997 SEASON: Finished fourth on team with 13 special teams tackles...Contributed 10 tackles on defense...Played in 11 games, starting the season-finale at strong-side linebacker...Inactive for Season Opener at GB (9/1) and at Min (11/9)...Recorded three special teams stops vs NO (10/5)...Recorded two defensive tackles filling in for Ron Cox at StL (12/14)...Season-high eight tackles in first career start at TB (12/21). **Games played-started:** 11-1

PREVIOUS SEASONS: **1996** — Played in 15 of 16 games on special teams...15 tackles on special teams and forced a fumble...14 tackles at linebacker...Recorded career-high eight tackles playing for injured Vinson Smith vs SD (12/14)...Opened season with first career defensive tackle vs Dal (9/2)...Inactive at Det (9/22)...Recorded defensive stops vs GB (10/6), at Min (10/28) and vs StL (12/8)...Two stops in season finale at TB (12/22). **1995** — Pulled hamstring on Opening Day opening kickoff and inactivate next four games...Played on special teams at Jax (10/15), but was inactive following week vs. Hou (10/22)...Played on special teams final nine games finishing with four stops, three solo...Drafted in third round (83rd overall).

COLLEGIATE, PERSONAL: First-team all-Pac Ten selection as a senior at Arizona...Led team with 89 tackles, three sacks and seven stops for losses...Also had a pass defended, two forced fumbles and interception...Second-team All-American by *Football News* as a junior...Redshirted as true freshman in 1990...Tucson area Defensive Player of Year as senior at Manget (AZ) High...Also caught 34 passes as tight end...Three-year lettermen in football and basketball...Given name Sean Eugene Harris...Single.

S. Harris' Pro Stats

	Int-Yds	Tkls-Solo	Force Fum	Fum Rec	Pass Def	Sack-Yds	G-GS
1995	0	0	0	0	0	0	11-0
1996	0	14-6	0	0	0	0	15-0
1997	0	10-5	0	0	0	0	11-1
Career	0	24-11	0	0	0	0	37-1

GIVING UP SAFETIES

On November 20, 1988, Bears punter Bryan Wagner watched a snap sail over his head. He recovered the ball in the endzone for a safety, resulting in two points for Tampa Bay. Since that game, the Bears have not been tackled in the endzone — a span of 147 regular season games (they haven't been caught in the endzone in any of their seven playoff games either). It's the longest such current streak in the NFL. For perspective, note that prior to the 1996 season, Pittsburgh had not been caught in their endzone since December 2, 1990 (an impressive stretch, but still over two years shorter than the Bears'). Their streak ended abruptly, however, as the Steelers endured three safeties in 1996.



The Players



WALT HARRIS

Cornerback

5-11 195

August 10, 1974

Mississippi State

Bear season: 3 NFL Season: 3

Acquired in 1st round of 1996 draft



PRO CAREER: Followed impressive rookie season by leading team in interceptions (5), forced fumbles (4) and pass break-ups in 1997...First defensive rookie to start opening day under Coach Wannstedt...Five double-digit tackle performances as a rookie...Slowed with turf toe for large part of rookie season.

1997 SEASON: Set career-highs with five interceptions, four forced fumbles and 19 pass break-ups...Finished fifth on team with 94 tackles...Started all 16 games, 15 at the right corner...Recorded three tackles and forced a fumble in season opener at GB (9/1)...Career-high 15 tackles, 12 solo, with an interception and two pass defenses vs Min (9/7)...Recorded nine solo tackles and a pass break-up vs Det (9/14)...Started as a nickel back at NE (9/21) and contributed five tackles and a forced fumble...Grabbed second interception of season vs GB (10/12) along with three pass defenses and five tackles...Recorded seven solo stops and an interception at Min (11/9)...Forced and recovered a fumble vs TB (11/23) along with nine tackles...Recorded first career two-interception performance at StL (12/14). **Games played-started:** 16-16

PREVIOUS SEASONS: **1996** — Named to *College & Pro Football Newsweekly*, *Football News* and *Pro Football Writers of America* all-rookie teams...Finished third on team with 113 tackles...Finished second defensively in solo stops (93) and passes defended (18)...Intercepted two passes...Forced and recovered two fumbles...Opened NFL career with 10 solo stops, one forced fumble, one fumble recovery and three pass break-ups vs Dal (9/2)...Career-high 14 stops, 12 solo, and a pass defense vs Min (9/15)...First career interception and seven tackles at Det (9/22)...Left game at halftime with turf toe vs Oak (9/29) after collecting five solo stops...Missed consecutive starts vs GB (10/6) and at NO (10/13) seeing limited action because of toe...Returned to starting lineup at Min (10/28) recording 10 tackles and blocking a fourth quarter field goal attempt...Nine tackles, eight solo, a fumble recovery and one interception at KC (11/17)...Dressed but did not play vs Det (11/24) because of toe injury...10 stops, nine solo, and two pass break-ups vs StL (12/8)...Had 11 stops, seven solo, and a pass defense vs SD (12/14)...Originally drafted in first round (13th overall).

COLLEGIATE, PERSONAL: Holds school interception record at Mississippi State with 17...Emerges as starter as freshman at cornerback; also started at free safety...Broke up 37 passes in career...Earned all-SEC honors in final three seasons...Played in the Senior Bowl as a member of the South team which was led by the Bears' coaching staff...First team all-SEC at left cornerback senior season...Third on team with 91 tackles...Had four interceptions and eight passes defended...AP and Coaches first-team all-SEC while starting every game at strongside corner as a junior...Ranked third in conference and fifth in nation with six interceptions...Led team with 12 passes defended...Recovered two fumbles and blocked two kicks...One of three sophomores to earn all-SEC (second team) honors...Started every game at left cornerback...Tied a school single season record with six interceptions...Six thefts ranked third in the SEC and seventh in nation...Recorded 61 tackles, defended 10 passes and recovered three fumbles...Played in 10 games, including starts in the final three games as a freshman...First career interception and two passes defended vs. North Carolina in Peach Bowl...All-American honorable mention by *USA Today* at LaGrange (GA) High School - same prep school as Bears safety Marty Carter and Carolina Panthers' CB Tyrone Poole (22nd overall in 1995)...Led team to 14-0 record as senior and state title as WR and DB...Team compiled 34-6 record in final three years...Also a track hurdler...Given name Walter Lee Harris...Married (Trina).



The Players

Harris' Pro Stats

	Int-Yds	Tkls-Solo	Force	Fum	Fum Rec	Pass Def	Sack-Yds	G-GS
1996	2-0	113-93	2	2	2	18	0	15-13
1997	5-30	94-75	4	1	1	19	0	16-16
Career	7-30	207-168	6	3	3	37	0	31-29

Also: Blocked field goal at Min (10/28/96)

Harris' Single Game Highs

Tackles: 15 vs Min (9/7/97)

Passes defended: 3 Last: vs GB (10/12/97)

Solos: 12 vs Min (9/7/97); vs Min (9/15/96)

Interceptions: 2 vs StL (12/14/97)



ANDY HECK

Tackle

6-6 298

January 1, 1967

Notre Dame

Bear season: 5 NFL Season: 10

Acquired as transition free agent in 1994



PRO CAREER: Started every game the past three seasons at left tackle...Signed by Chicago (2/21/94) from Seattle. As their transition player, Seahawks had right of first-refusal which they declined (3/1/94)...Has started 86 games at left tackle (1989-91, 94-96), 16 at right tackle (1993), 16 at left guard (1992), and one at tight end (1989)...Only Seahawk to start 10 games at three positions.

1997 SEASON: Started all 16 games at left tackle...Missed first two pre-season games while recovering from off-season shoulder surgery. **Games played-started:** 16-16

PREVIOUS SEASONS: **1996** — Second consecutive season starting all 16 games at left tackle for club. **1995** — First Bear to play left tackle in back-to-back Season Openers since Jim Covert in 1989-90...Started all 16 games at left tackle and did not allow a sack...Pulled hamstring while chasing Greg Lloyd after second quarter interception vs. Pit (11/5). **1994** — Started 14 games at left tackle...Injured left knee (stretched ACL) in fourth quarter vs. NO (10/9)...Inactive following game at Det (10/23) and did not play vs. GB (10/31)...Returned to starting role at TB (11/6) but missed final two quarters with re-twisted knee...Started remainder of season and playoffs...Left elbow surgery after season (2/1). **1993** — Moved from left guard to right tackle during off-season and started every game...Did not miss an offensive play all season...Part of an offensive line unit which led the AFC in rushing for first time ever (125.9 ypg). **1992** — Started 13 games at left guard...Injured ankle vs. Raid (10/18) and went on IR missing next three games...Designated transition player after season. **1991** — Started 16 games at left tackle and did not miss an offensive snap. **1990** — Missed just nine plays all season while starting all 16 games at left tackle. **1989** — Played in every game, starting eight at left tackle and one at tight end...Opened first two games at tackle before subbing next seven...Only second offensive lineman rookie in Seattle history to start on Opening Day...Starting tight end at Cin (12/10) as Seahawks opened in double-tight end set. Played remainder of game at tackle...Unanimous first-team all-rookie selection...Drafted in first round by Seattle (15th overall).

COLLEGIATE, PERSONAL: Four-year letterman who converted from tight end to tackle in spring prior to senior season...First-team all-America by *The Sporting News*, Associated Press, UPI, and *Football News* as co-captain of 12-0 national championship team as senior...Started every game at tight end as junior catching five passes for 57 yards; career numbers of 16 for 155 yards and 1 TD...Lettered in football, basketball and track at W.T. Woodson High in Fairfax, VA where his jersey is retired...One of three Seahawks nominated for 1993 Edge NFL Man of the Year...His fifth grade



The Players



GREG HUNTINGTON

Guard

6-3 308

September 22, 1970

Penn State

Bear season: 2 NFL Season: 6

Signed as a free agent in 1997



PRO CAREER: Signed with Bears midway through 1997 season...Played rookie season in Washington and spent portions of last three seasons with Jacksonville.

1997 SEASON: Inactive for seven games after joining Chicago midway through season (10/28)...Inactive in first eight games with Jacksonville before being waived (10/24)...Played in season finale at TB (12/21) at right guard. **Games played-started:** 1-0

PREVIOUS SEASONS: **1996** — Played in two games for Jacksonville...Waived in final cuts on 8/25...Re-signed (10/1) providing depth at center...Played on special teams at NO (10/6)...Waived (10/15)...Re-joined team (11/19) and played at Balt (11/24) on special teams...Inactive in final four games and all three playoff contests. **1995** — Member of Jaguar's active roster for first 12 weeks...Played in four games on special teams (Weeks 4-7)...Inactive for six games...Waived 11/21 and re-signed 12/26. **1994** — Spent training camp with Washington before being waived in final cuts (8/29)...One of original 10 Jacksonville players signed on 12/15/94. **1993** — Played in nine games as a rookie for Washington...Played mostly on special teams...Saw extended time on the offensive line in final two games...Played guard at Dal (12/26)...Played center vs Min (12/31)...Originally drafted by Washington in the fifth round (128th overall).

COLLEGIATE, PERSONAL: Three-year starter at guard, center and tackle for Penn State...Made move to tackle as a senior...Won McGinnis Award as the team's most outstanding lineman...Played center as a junior after starting as a guard during sophomore season...Played in six games as a redshirt freshman...*Cincinnati Post* Lineman of the Year as a senior at Moeller High...Spent first two seasons of prep career in Mountain Brook, Ala...Owns On Call Staffing, Inc., a temporary services company, in Jacksonville with college roommate Mike Rolewicz...Active in community with elementary schools, church groups and the Fellowship of Christian Athletes...Graduated with degree in economics...Single.

Huntington's Pro Stats

Games-Starts: 15-0 — 1993 Washington (9-0); 1995 Jacksonville (4-0); 1996 Jacksonville (2-0); 1997 Chicago (1-0)

TIME OF POSSESSION

The Bears led the NFL in time of possession in 1997 with an average of 33:08 per game. Chicago controlled the ball for better than 30 minutes in all but three contests last season, including the last seven straight. The Miami overtime victory (10-27-97) produced a season high TOP of 44:53 (the third highest total in team history); the highest in a non-OT game last year was 40:28 in a 20-3 win over Buffalo (12-7-97). Indianapolis (32:56), San Francisco (32:28), Denver (32:07), and Pittsburgh (32:05) were closest to the Bears.

The team record for average time of possession is 35:08, set in 1984.



The Players

Harris' Pro Stats

	Int-Yds	Tkls-Solo	Force	Fum	Fum Rec	Pass Def	Sack-Yds	G-GS
1996	2-0	113-93	2	2	2	18	0	15-13
1997	5-30	94-75	4	1	1	19	0	16-16
Career	7-30	207-168	6	3	3	37	0	31-29

Also: Blocked field goal at Min (10/28/96)

Harris' Single Game Highs

Tackles: 15 vs Min (9/7/97)

Passes defended: 3 Last: vs GB (10/12/97)

Solos: 12 vs Min (9/7/97); vs Min (9/15/96)

Interceptions: 2 vs StL (12/14/97)



ANDY HECK

Tackle

6-6 298

January 1, 1967

Notre Dame

Bear season: 5 NFL Season: 10

Acquired as transition free agent in 1994



PRO CAREER: Started every game the past three seasons at left tackle...Signed by Chicago (2/21/94) from Seattle. As their transition player, Seahawks had right of first-refusal which they declined (3/1/94)...Has started 86 games at left tackle (1989-91, 94-96), 16 at right tackle (1993), 16 at left guard (1992), and one at tight end (1989)...Only Seahawk to start 10 games at three positions.

1997 SEASON: Started all 16 games at left tackle...Missed first two pre-season games while recovering from off-season shoulder surgery. **Games played-started:** 16-16

PREVIOUS SEASONS: 1996 — Second consecutive season starting all 16 games at left tackle for club. **1995** — First Bear to play left tackle in back-to-back Season Openers since Jim Covert in 1989-90...Started all 16 games at left tackle and did not allow a sack...Pulled hamstring while chasing Greg Lloyd after second quarter interception vs. Pit (11/5). **1994** — Started 14 games at left tackle...Injured left knee (stretched ACL) in fourth quarter vs. NO (10/9)...Inactive following game at Det (10/23) and did not play vs. GB (10/31)...Returned to starting role at TB (11/6) but missed final two quarters with re-twisted knee...Started remainder of season and playoffs...Left elbow surgery after season (2/1). **1993** — Moved from left guard to right tackle during off-season and started every game...Did not miss an offensive play all season...Part of an offensive line unit which led the AFC in rushing for first time ever (125.9 ypg). **1992** — Started 13 games at left guard...Injured ankle vs. Raid (10/18) and went on IR missing next three games...Designated transition player after season. **1991** — Started 16 games at left tackle and did not miss an offensive snap. **1990** — Missed just nine plays all season while starting all 16 games at left tackle. **1989** — Played in every game, starting eight at left tackle and one at tight end...Opened first two games at tackle before subbing next seven...Only second offensive lineman rookie in Seattle history to start on Opening Day...Starting tight end at Cin (12/10) as Seahawks opened in double-tight end set. Played remainder of game at tackle...Unanimous first-team all-rookie selection...Drafted in first round by Seattle (15th overall).

COLLEGIATE, PERSONAL: Four-year letterman who converted from tight end to tackle in spring prior to senior season...First-team all-America by *The Sporting News*, Associated Press, UPI, and *Football News* as co-captain of 12-0 national championship team as senior...Started every game at tight end as junior catching five passes for 57 yards; career numbers of 16 for 155 yards and 1 TD...Lettered in football, basketball and track at W.T. Woodson High in Fairfax, VA where his jersey is retired...One of three Seahawks nominated for 1993 Edge NFL Man of the Year...His fifth grade



The Players

teacher, Marylou Winkler of Annandale, VA, was named NFL Teacher of the Year in January, 1994, after being nominated by Heck. She received \$5,000 from the NFL and the school received a \$10,000 scholarship in both their names...Graduated with degree in American studies...Given name Andrew Robert Heck...Married (Jennifer)...Son (Jonathan)...Triplets (Evelyn, Molly, Charlie).

Heck's Pro Stats

Games-Starts: 139-132 — 1989 Seattle (16-9); 1990 Seattle (16-16); 1991 Seattle (16-16); 1992 Seattle (13-13); 1993 Seattle (16-16); 1994 Bears (14-14); 1995 Bears (16-16); 1996 Bears (16-16); 1997 Bears (16-16)

Playoffs: 2-2



JIMMY HERNDON

Tackle

6-8 318

August 30, 1973

Houston

Bear season: 2 NFL Season: 3

Acquired via trade with Jacksonville in 1997



PRO CAREER: Spent rookie season with Jacksonville before being traded to Bears in 1997.

1997 SEASON: Played in seven games as a reserve tackle and in goal line situations...Acquired in trade with Jacksonville (8/24) for a 1998 seventh-round draft pick. **Games played-started: 7-0**

PREVIOUS SEASONS: 1996 — Backed up tackles Tony Boselli and Leon Searcy at Jacksonville...Dressed but did not play in eight games and was inactive for other eight...Inactive for all three post-season contests...Selected in the fifth round (146th overall) by Jacksonville.

COLLEGIATE, PERSONAL: Four-year starter at left offensive tackle...First-team all-Southwest Conference selection as a senior in 1995...Started at left tackle, making 79 knockdowns for the season...Earned GTE Academic all-Conference honors in 1994 for the third consecutive year...Recipient of the Tom Wilson "Iron Man" Award, given to the team's Offensive MVP...All-Conference second team as a sophomore by *Houston Post* ...GTE Academic All-Conference pick...Nominated for Conference Newcomer of the Year in 1992...Redshirted in 1991...Graduated in 1996 with a degree in sociology...Honored with the President's Award, given to the school's top student athlete...Attended Lee High in Baytown, Texas...Married (Cassie).

Herndon's Pro Stats

Games-Starts: 7-0 — 1996 Jacksonville (0-0); 1997 Chicago (7-0)

PLAYOFF PAYOUTS


Under terms of the Collective Bargaining Agreement, compensation for the 1998 post-season has been increased to the following. The Conference Champs and Super Bowl loser's share each increased from \$30,000, and the Super Bowl winner earned \$48,000 last season. The other shares remained the same. 1998-99 compensation:

First Round (division winner) . . . \$15,000
First Round (Wild Card) . . . \$10,000
Division Playoff Game . . . \$15,000

Conference Championship . . . \$32,500
Super Bowl Winner . . . \$53,000
Super Bowl Loser . . . \$32,500



The Players



VAN HILES

Safety

6-0 198

November 1, 1975

Kentucky

Bear season: 2 NFL Season: 2

Acquired in 5th round of 1997 draft

48

PRO CAREER: Key contributor on special teams and nickel package.

1997 SEASON: Collected eight special teams tackles in 16 games...Three tackles and two pass break-ups on defense...Started first NFL contest at STL (12/14) in nickel package recording season-high three tackles and a pass defense...Originally drafted in fifth round (141st overall). **Games played-started:** 16-1

COLLEGIATE, PERSONAL: Played cornerback final three seasons after beginning Kentucky career at safety...Finished career with 8 interceptions and 25 passes defended...Started 21 games in career...Second-team all-Southeastern Conference and team captain as a senior...Finished year with 64 tackles - most of SEC cornerbacks...Led team with 10 passes defended and 3 interceptions...Returned interception for touchdown in Blue-Gray game...Played in eight games as a junior, starting six before being sidelined by concussion...Tied for team lead with 9 passes defended...Both interceptions came on opponents' (South Carolina, LSU) last possessions of game...Played in 10 games including four starts during sophomore campaign...Led team with 3 interceptions, including 61-yard TD return vs. Georgia...Had 32 tackles and four passes defended...Played in every game as true freshman...Had 17 tackles and 2 passes defended...Four-year letterman at quarterback, running back, wide receiver, return specialist and defensive back at Episcopal High in Baton Rouge, LA...Also lettered in basketball and track where he placed in four events in state championship...Mechanical engineering major...Single.

Hiles' Pro Stats

	Int-Yds	Tkls-Solo	Force Fum	Fum Rec	Pass Def	Sack-Yds	G-GS
1997	0-0	3-0	0	0	2	0	16-1
Career	0-0	3-0	0	0	2	0	16-1

Hiles' Single Game Highs

Tackles: 3 at STL (12/14/97)

Passes defended: 1 at Mia (10/26/97); at STL (12/14/97)

40 RUSHES vs. 40 PASSES

Over the past 15 seasons when the Bears have rushed 40 times, they have a **54-2 record**. Chicago has won 38 straight 40-rush games dating back to 1984. Chicago pounded out 40 rushes twice last season—42 rushes for 169 yards in a 13-7 win vs. Tampa Bay (11-23-97); and 42 - 120 yards in a 20-3 victory vs. Buffalo (12-7-97). The Bears did not have 40 rushing attempts in any game in '96; their last 40 rush contest had been the 1995 season finale, when they carried 47 times in beating the playoff-bound Eagles.

During that same period, the Bears are 5-18 when throwing 40 passes in a game. Last season, the Bears were 1-4 when they attempted 40 passes; Erik Kramer had 41 attempts in the Opening Night loss at Green Bay 9-1; Kramer and Rick Mirer combined for 40 passes in the home loss to Detroit 9-14; Kramer threw 50 passes in the comeback OT win at Miami 10-27; Kramer and Steve Stenstrom combined for 42 attempts in a home defeat to Washington 11-2; and the same tandem tossed a team record 65 passes in a home loss to the Jets 11-16. The Bears had an 0-4 record in '96 when throwing 40 times.



The Players



GREG HUNTINGTON

Guard

6-3 308

September 22, 1970

Penn State

Bear season: 2 NFL Season: 6

Signed as a free agent in 1997



PRO CAREER: Signed with Bears midway through 1997 season...Played rookie season in Washington and spent portions of last three seasons with Jacksonville.

1997 SEASON: Inactive for seven games after joining Chicago midway through season (10/28)...Inactive in first eight games with Jacksonville before being waived (10/24)...Played in season finale at TB (12/21) at right guard. **Games played-started:** 1-0

PREVIOUS SEASONS: **1996** — Played in two games for Jacksonville...Waived in final cuts on 8/25...Re-signed (10/1) providing depth at center...Played on special teams at NO (10/6)...Waived (10/15)...Re-joined team (11/19) and played at Balt (11/24) on special teams...Inactive in final four games and all three playoff contests. **1995** — Member of Jaguar's active roster for first 12 weeks...Played in four games on special teams (Weeks 4-7)...Inactive for six games...Waived 11/21 and re-signed 12/26. **1994** — Spent training camp with Washington before being waived in final cuts (8/29)...One of original 10 Jacksonville players signed on 12/15/94. **1993** — Played in nine games as a rookie for Washington...Played mostly on special teams...Saw extended time on the offensive line in final two games...Played guard at Dal (12/26)...Played center vs Min (12/31)...Originally drafted by Washington in the fifth round (128th overall).

COLLEGIATE, PERSONAL: Three-year starter at guard, center and tackle for Penn State...Made move to tackle as a senior...Won McGinnis Award as the team's most outstanding lineman...Played center as a junior after starting as a guard during sophomore season...Played in six games as a redshirt freshman...*Cincinnati Post* Lineman of the Year as a senior at Moeller High...Spent first two seasons of prep career in Mountain Brook, Ala...Owns On Call Staffing, Inc., a temporary services company, in Jacksonville with college roommate Mike Rolewicz...Active in community with elementary schools, church groups and the Fellowship of Christian Athletes...Graduated with degree in economics...Single.

Huntington's Pro Stats

Games-Starts: 15-0 — 1993 Washington (9-0); 1995 Jacksonville (4-0); 1996 Jacksonville (2-0); 1997 Chicago (1-0)

TIME OF POSSESSION

The Bears led the NFL in time of possession in 1997 with an average of 33:08 per game. Chicago controlled the ball for better than 30 minutes in all but three contests last season, including the last seven straight. The Miami overtime victory (10-27-97) produced a season high TOP of 44:53 (the third highest total in team history); the highest in a non-OT game last year was 40:28 in a 20-3 win over Buffalo (12-7-97). Indianapolis (32:56), San Francisco (32:28), Denver (32:07), and Pittsburgh (32:05) were closest to the Bears.

The team record for average time of possession is 35:08, set in 1984.



The Players



JEFF JAEGER

Kicker


5-11 190

November 26, 1964

Washington

Bear season: 3 NFL Season: 12

Signed as a free agent in 1996



PRO CAREER: Has made 40 of 49 field goal attempts since joining Chicago (81.6%)...First kicker in Bear history to connect on better than 80 percent of his field goal attempts in consecutive seasons (1996-97)...Set club's single-season record for field goal percentage connecting on 82.6 percent of his attempts in 1996 (19-23)...Led league with 12 40-yard field goals (15 attempts)...Signed with Chicago after Week 3 (9/17/96)...Waived by Oakland in final cutdowns (8/25)...Led Raiders in scoring for seven years (1989-95)...Third all-time on Raiders scoring list with 667 points...Joined Raiders as a Plan B free agent from Cleveland in 1989.

1997 SEASON: Connected on 21 of 26 field goal attempts (80.8%)...Led team with 83 points...Hit first 13 field goal attempts of season...Assumed kickoff duties in Week 10...Named NFC Special Teams Player of the Week after scoring 14 points and hitting four field goals (39, 23, 47, 35) including the game-winner in overtime at Mia (10/26)...Did not attempt a field goal or extra point for first time in 11-year career vs Wash (11/2)...Connected on all three field goal attempts (29, 22, 36) at Min (11/9)...Missed 34 and 32 yard attempts vs NYJ (11/16) ending a string of 21 straight makes dating back to 11/3/96; recorded first career punt for 18 yards...Hit two of three field goals at Det (11/27) including a 52-yarder, the longest by a Bear since 1994...Connected from 41 and 38 yards vs Buf (12/7)...Hit two straight at StL (12/14) after having first attempt blocked. **Games played-started:** 16-0

PREVIOUS SEASONS: **1996** — Connected on 19 of 23 attempts after joining club in Week 4 (9/17)...Hit 11 of 12 kicks in Soldier Field (six games), including seven from 40-yards or better...Led team in scoring with 80 points...Hit first eight attempts after joining team...Named NFC Special Teams Player of the Week (10/1) after connecting on all four attempts, including the game winner from 30 yards with 11 seconds in regulation vs Oak (9/29)...Scored all six of teams points vs GB (10/6)...Hit field goals from 35 and 48 yards at Den (11/10) giving him 16 straight makes against the Broncos...1-1 at KC (11/17) with season long 49-yard attempt...Season-high 5-5 on extra points vs StL (12/8)...Scored nine points with two field goals (45, 40) and three extra points vs SD (12/14). **1995** — Led Raiders in scoring for seventh straight year with 61 points...Missed first five games after straining the posterior cruciate ligament in his right knee during pre-season...Hit three of four attempts in 30-17 victory over Ind (10/22)...Kicked longest field goal, 46 yards, at Cin (11/5). **1994** — Led Raiders in scoring with 97 points...Hit season-long 51 yarder vs. NO (11/20)...Set team field goal record by hitting five (44, 29, 47, 30, and 28) vs. Den (12/11) to earn AFC Special Teams Player of the Week honors. **1993** — Led NFL in scoring and set a Raider single season record with 132 points...Tied NFL record in field goals made with 35 (44 attempts)...Hit four field goals in wins at Buf (12/5) and at SD (11/21)...Hit 10 straight FGs, including a pair of 53-yarders, after missing on his first attempt of the season. **1992** — Tied Raider record for longest field goal with 54-yarder vs. NYG (10/4)...Kicked 53-yarder at Sea (10/18) and a 51-yarder vs. Den (11/22). **1991** — Voted to first Pro Bowl after scoring 116 points, fourth-best in the NFL...Scored all Raider points in 12-6 win vs. SF (9/29). **1990** — 85 points ranked in AFC top ten. **1989** — Second in AFC with 103 points...Tied for fourth in field goals made in AFC (23)...Hit four field goals vs. SD (9/10). **1988** — Spent season on Cleveland's injured reserve list. **1987** — Broke Browns' rookie scoring record with 75 points, playing in 10 games...Scored in double digits four times...Originally drafted by Cleveland in third round (82nd overall). The 82nd pick was obtained by Cleveland from the Los Angeles Rams in exchange for the Browns' fourth-, fifth-, and 12th-round choices. The Rams acquired the pick in a previous trade, dealing the rights to Doug Flutie along with their fourth-round draft choice to Chicago for the the Bears' third- and sixth round picks in 1987.



The Players



ERIK KRAMER

Quarterback


6-1 200

November 6, 1964

North Carolina State

Bear season: 4 NFL Season: 9

Acquired as unrestricted free agent in 1994



PRO CAREER: Only quarterback in Bears history to throw for over 3,000 yards in two seasons (3,011 in 1997, 3,838 in 1995)...Broke 33-year club single game mark with 60 pass attempts...Played in first four games of 1996 before missing remainder of season with neck injury...Owns Bears single-season records for attempts (522), completions (315), yards (3,838), and touchdowns (29) all set in 1995...Career record of 26-29 as starter in regular season — 1-2 in playoffs; (4-9 in '97; 1-3 in '96; 9-7 in '95; 1-4 in '94; 3-1 in '93; 1-2 in '92; 6-2 in '91; 1-1 in '87)...Signed with Bears as unrestricted free agent (2/21/94) from Detroit...Seven 300-yard games: six in regular season (five with Bears) and one playoff.

1997 SEASON: Threw for over 3,000 yards (3,011) for second time in career...Eclipsed 300 yards passing twice....Set career and team single game mark with 60 pass attempts (11/16)...Set career rushing highs with 84 yards (28 attempts) and two touchdowns...Started first three games before moving to back-up for Weeks 4-6...Returned to starting line-up for good in Week 7...Played second half vs NO (10/5) completing 12 of 20 passes for 131 yards and rushed for a touchdown...Completed career-high 32 passes (50 attempts) for 343 yards and two touchdowns in overtime win at Mia (10/27)...Broke Bill Wade's pass attempt record (57) set in 1964 with career-high 60 attempts (32 completions) vs NYJ (11/16) for a career-high 354 yards with two touchdowns and three interceptions...Rushed for personal best 42 yards with a career-high 31 yard run vs TB (11/23)...Connected on 23 of 33 attempts for 270 yards and two touchdowns vs Buf (12/7)...Played first half in win at StL (12/14)...Injured left shoulder in season finale at TB (12/21). **Games played-started:** 15-13

PREVIOUS SEASONS: **1996** — Started first four games before suffering two herniated cervical discs...Completed 73 of 150 passes for 781 yards with three touchdowns and six interceptions...Threw for 133 yards (19-27) in Season Opener vs Dal (9/2)...20-37-188 at Wash (9/8)...Completed 18 passes (40 attempts) for 199 yards and first touchdown of season vs Min (9/15)...Season-highs in attempts (46), completions (23), yards (261) and touchdowns (2) at Det (9/22). Played entire game at Det before learning of neck injury following morning...Inactive for following three games (vs Oak, vs GB, at NO) and placed on IR (10/14). **1995** — Set Bears single-season records for attempts (522), completions (315), yards (3,838), and touchdowns (29)...Least-sacked QB in the NFL (15 times)...Only NFL QB to take every snap in 1995...Drew opponents offsidelines league-high 29 times...Threw 162 passes without an interception (9/11-10/22) before setting record later in season with 174 (11/19-12/24)...Went 108 passes without a sack (9/11-10/8) followed by a 131 sackless streak from 10/8 to 11/5...Game ball for 19-28-262, 3 TD Opening Day performance vs. Min (9/3)...Career-high four TDs on 27-of-38 for 317 yards at StL (9/24). First Bear to throw for 4 TDs in a game since Jack Concannon on 12/19/70...Followed 4-TD game with three TDs vs. Car (10/8) and three more at Jax (10/15)...Second game ball for 18-25-231 and 2 TDs and no sacks or interceptions in *Monday Night Football* victory over Vikings at Min (10/30)...Career-high 349 yards on 24-41 vs. Hou (10/22) including season-long 76-yard bomb to Conway...Three TDs and three ints on 15-28 vs. Pit (11/5)...Season-long 11-yard rush in finale vs. Phil (12/24). **1994** — Set Bears' season record for completion percentage (62.7%)...Won Opener vs. TB (9/4) with 18-25 for 212 yards and two TDs...Threw three TDs and career-long 85-yarder at Phil (9/12) on 18 of 31 for 289 yards...Injured right shoulder vs. Min (9/18) but played entire game completing 27 of 35 (77.1%) for 261 yards, 1 TD, 1 int...Did not play at NYJ (9/25) and was "inactive" following two games...Returned for homecoming at Det (10/23) and had career-highs in completions (29) and attempts (48) for 309 yards, 2 TDs, and 3 ints...Completed five of 10 for 34 yards and two ints in first half vs. GB (10/31) and was replaced in second half by Walsh...Did not play in next five games



The Players



JEFF JAEGER

Kicker

5-11 190

November 26, 1964

Washington

Bear season: 3 NFL Season: 12

Signed as a free agent in 1996



PRO CAREER: Has made 40 of 49 field goal attempts since joining Chicago (81.6%)...First kicker in Bear history to connect on better than 80 percent of his field goal attempts in consecutive seasons (1996-97)...Set club's single-season record for field goal percentage connecting on 82.6 percent of his attempts in 1996 (19-23)...Led league with 12 40-yard field goals (15 attempts)...Signed with Chicago after Week 3 (9/17/96)...Waived by Oakland in final outcdowns (8/25)...Led Raiders in scoring for seven years (1989-95)...Third all-time on Raiders scoring list with 667 points...Joined Raiders as a Plan B free agent from Cleveland in 1989.

1997 SEASON: Connected on 21 of 26 field goal attempts (80.8%)...Led team with 83 points...Hit first 13 field goal attempts of season...Assumed kickoff duties in Week 10...Named NFC Special Teams Player of the Week after scoring 14 points and hitting four field goals (39, 23, 47, 35) including the game-winner in overtime at Mia (10/26)...Did not attempt a field goal or extra point for first time in 11-year career vs Wash (11/2)...Connected on all three field goal attempts (29, 22, 36) at Min (11/9)...Missed 34 and 32 yard attempts vs NYJ (11/16) ending a string of 21 straight makes dating back to 11/3/96; recorded first career punt for 18 yards...Hit two of three field goals at Det (11/27) including a 52-yarder, the longest by a Bear since 1994...Connected from 41 and 38 yards vs Buf (12/7)...Hit two straight at StL (12/14) after having first attempt blocked. **Games played-started:** 16-0

PREVIOUS SEASONS: **1996** — Connected on 19 of 23 attempts after joining club in Week 4 (9/17)...Hit 11 of 12 kicks in Soldier Field (six games), including seven from 40-yards or better...Led team in scoring with 80 points...Hit first eight attempts after joining team...Named NFC Special Teams Player of the Week (10/1) after connecting on all four attempts, including the game winner from 30 yards with 11 seconds in regulation vs Oak (9/29)...Scored all six of teams points vs GB (10/6)...Hit field goals from 35 and 48 yards at Den (11/10) giving him 16 straight makes against the Broncos...1-1 at KC (11/17) with season long 49-yard attempt...Season-high 5-5 on extra points vs StL (12/8)...Scored nine points with two field goals (45, 40) and three extra points vs SD (12/14). **1995** — Led Raiders in scoring for seventh straight year with 61 points...Missed first five games after straining the posterior cruciate ligament in his right knee during pre-season...Hit three of four attempts in 30-17 victory over Ind (10/22)...Kicked longest field goal, 46 yards, at Cin (11/5). **1994** — Led Raiders in scoring with 97 points...Hit season-long 51 yarder vs. NO (11/20)...Set team field goal record by hitting five (44, 29, 47, 30, and 28) vs. Den (12/11) to earn AFC Special Teams Player of the Week honors. **1993** — Led NFL in scoring and set a Raider single season record with 132 points...Tied NFL record in field goals made with 35 (44 attempts)...Hit four field goals in wins at Buf (12/5) and at SD (11/21)...Hit 10 straight FGs, including a pair of 53-yarders, after missing on his first attempt of the season. **1992** — Tied Raider record for longest field goal with 54-yarder vs. NYG (10/4)...Kicked 53-yarder at Sea (10/18) and a 51-yarder vs. Den (11/22). **1991** — Voted to first Pro Bowl after scoring 116 points, fourth-best in the NFL...Scored all Raider points in 12-6 win vs. SF (9/29). **1990** — 85 points ranked in AFC top ten. **1989** — Second in AFC with 103 points...Tied for fourth in field goals made in AFC (23)...Hit four field goals vs. SD (9/10). **1988** — Spent season on Cleveland's injured reserve list. **1987** — Broke Browns' rookie scoring record with 75 points, playing in 10 games...Scored in double digits four times...Originally drafted by Cleveland in third round (82nd overall). The 82nd pick was obtained by Cleveland from the Los Angeles Rams in exchange for the Browns' fourth-, fifth-, and 12th-round choices. The Rams acquired the pick in a previous trade, dealing the rights to Doug Flutie along with their fourth-round draft choice to Chicago for the the Bears' third- and sixth round picks in 1987.



The Players

COLLEGIATE, PERSONAL: Two-time all-American at Washington...Set NCAA all-time field goal mark with 80...Broke school all-time record for field goals and scoring (358 points)...Connected on 80.8% of career field goal attempts...Set NCAA freshman mark by connecting on 20 of 26 FGs...Economics major...Five-sport letterman at Meridian High in Kent, Washington...Co-captained football team and earned all-League honors as punter and second team as defensive end...Played basketball, baseball, golf and wrestled...Married (Angela)...Daughters (Brook and Lexi).

Jaeger's Pro Stats

	1-19	20-29	30-39	40-49	50+	FGs	Pct.	PATs	Pts
1987 Browns	0-0	6-6	3-6	5-9	0-1	14-22	63.6	33-33	75
1988 Browns	(Injured Reserve)								
1989 LA Raiders	1-1	8-10	8-9	5-12	1-2	23-34	67.6	34-34	103
1990 LA Raiders	1-1	5-5	2-3	6-9	1-2	15-20	75.0	40-42	85
1991 LA Raiders	3-3	7-7	10-13	7-7	2-4	29-34	85.3	29-30	116
1992 LA Raiders	0-0	3-5	4-6	5-9	3-6	15-26	57.7	28-28	73
1993 LA Raiders	0-0	12-12	13-15	6-10	4-7	35-44	79.5	27-29	132
1994 LA Raiders	1-1	5-5	6-9	8-11	2-2	22-28	78.6	31-31	97
1995 Oakland Raiders	0-0	4-5	6-7	3-5	0-1	13-18	72.2	22-22	61
1996 Bears	0-0	4-4	3-4	12-15	0-0	19-23	82.6	23-23	80
1997 Bears	0-0	8-9	8-10	4-6	1-1	21-26	80.8	20-20	83
Totals	6-6	63-68	64-82	61-93	14-26	206-275	75.0	287-292	905

Jaeger's Single Game Highs

FG Attempts: 6 vs Pho (12/10/89) Field Goals: 5 vs Den (12/11/94)
 XP Attempts: 6 at Den (9/18/94) Extra Points: 6 at Den (9/18/94)
 Long: 54 vs NYG (10/4/92)

JAEGER'S GAME WINNERS

Date	Opponent	Site	Distance	Time Remaining	Final
Dec. 3, 1989*	Denver	LA Coliseum	26	overtime	16-13
Oct. 13, 1991*	Seattle	Kingdome	37	overtime	23-20
Oct. 20, 1991*	LA Rams	LA Coliseum	34	0:02	20-17
Oct. 18, 1993*	Denver	Mile High Stadium	53	0:16	23-20
Jan. 2, 1993*	Denver	LA Coliseum	47	overtime	33-30
Sept. 29, 1996	Oakland	Soldier Field	30	0:11	19-17
Oct. 27, 1997	Miami	Pro Player Stadium	35	overtime	36-33


* As a Raider

JAEGER IS BEARS' FIRST 80/80 MAN

Bears' kicker **Jeff Jaeger** became the first kicker in franchise history to record back-to-back seasons booting better than 80% of his field goal attempts. Jaeger was 21 of 26 in '97, good for 80.8%, not quite matching his 82.6% in 1996 (19 of 23). His Bears career field goal percentage is 81.6%. Jaeger, who led the team in scoring last year with 83 points, was named NFC Special Teams Player of the Week after kicking four field goals at Miami (10-27-97), including the game winner in overtime. His first miss of the season was in Week 11 against the Jets (11-15-97), breaking a streak of 21 consecutive field goals made dating back to 11-3-96.



The Players



CLYDE JOHNSON

Cornerback

5-10 195

May 22, 1970

Kansas State

Bear season: 1 NFL Season: 2

Claimed off waivers in 1997



PRO CAREER: Claimed by Bears off of waivers (12/20/97) from Kansas City.

1997 SEASON: Finished fifth on Chiefs with 10 special teams tackles...Played in all 15 games before being waived before Week 17...Saw most action on special teams, but recorded five defensive stops from the corner position...Originally signed as an undrafted free agent by Kansas City.
Games played-started: 15-0

COLLEGIATE, PERSONAL: Originally enrolled at Kansas State in 1988, but left team to join the Marine Corps...Returned to Wildcat program in 1994...Played in 27 games over collegiate career recording 122 tackles, five interceptions, two forced fumbles and two fumble recoveries...Honorable mention all-Big 12 selection as a senior ('96) as a strong safety...Finished with 93 tackles, two interceptions, two fumble recoveries and a forced fumble...Played in seven games as a junior recording seven tackles and a pass break-up...Blocked a punt vs Oklahoma and returned a blocked punt for a touchdown vs Nebraska...Played in nine games as a sophomore, starting three at strong safety...Finished season with three interceptions...Intercepted two passes, forced a fumble and had seven tackles in first game as a Wildcat vs Southwest Louisiana...All-District and all-area selection as a senior at Lyndon Baines Johnson High in Austin, Texas...Majored in business...Single.

Johnson's Pro Stats

	Int-Yds	Tkls-Solo	Force	Fum	Fum Rec	Pass Def	Sack-Yds	G-GS
1997 KC	0	5-2	0		0	0	0	15-0
Career	0	5-2	0		0	0	0	15-0

KRAMER'S TD TOSSES

In his four years in Chicago, quarterback Erik Kramer has connected with 14 different receivers for 55 touchdowns. The breakdown:

Player	Position	TDs	Yards (listed chronologically)
Curtis Conway	WR	16	22, 85, 73, 5, 20, 41, 10, 6, 46, 76, 48, 6, 21, 46, 58, <u>55</u>
Ricky Proehl	WR	7	<u>22</u> , <u>25</u> , <u>2</u> , <u>59</u> , <u>5</u> , <u>78</u> , <u>3</u>
Keith Jennings	TE	6	2, 15, 1, 5, 13, 1
Jeff Graham	WR	5	76, 47, 18, 6, 47
Jim Flanigan	DT	4	2*, 2, 4, 1
Bobby Engram	WR	3	5, <u>6</u> , <u>8</u>
Chris Penn	WR	3	<u>22</u> , <u>25</u> , <u>5</u>
Ryan Wetnight	TE	3	1, 14, <u>30</u>
Chris Gedney	TE	2	10, 37
Michael Timpson	WR	2	12, 9
Tony Carter	FB	1	12
Marv Cook	TE	1	16
Nate Lewis	WR	1	5
Tom Waddle	WR	1	8

* Indicates post-season TD

Underlined TD's are from the 1997 season



The Players



ERIK KRAMER

Quarterback

6-1 200

November 6, 1964

North Carolina State

Bear season: 4 NFL Season: 9

Acquired as unrestricted free agent in 1994



PRO CAREER: Only quarterback in Bears history to throw for over 3,000 yards in two seasons (3,011 in 1997, 3,838 in 1995)...Broke 33-year club single game mark with 60 pass attempts...Played in first four games of 1996 before missing remainder of season with neck injury...Owns Bears single-season records for attempts (522), completions (315), yards (3,838), and touchdowns (29) all set in 1995...Career record of 26-29 as starter in regular season — 1-2 in playoffs; (4-9 in '97; 1-3 in '96; 9-7 in '95; 1-4 in '94; 3-1 in '93; 1-2 in '92; 6-2 in '91; 1-1 in '87)...Signed with Bears as unrestricted free agent (2/21/94) from Detroit...Seven 300-yard games: six in regular season (five with Bears) and one playoff.

1997 SEASON: Threw for over 3,000 yards (3,011) for second time in career...Eclipsed 300 yards passing twice....Set career and team single game mark with 60 pass attempts (11/16)...Set career rushing highs with 84 yards (28 attempts) and two touchdowns...Started first three games before moving to back-up for Weeks 4-6...Returned to starting line-up for good in Week 7...Played second half vs NO (10/5) completing 12 of 20 passes for 131 yards and rushed for a touchdown...Completed career-high 32 passes (50 attempts) for 343 yards and two touchdowns in overtime win at Mia (10/27)...Broke Bill Wade's pass attempt record (57) set in 1964 with career-high 60 attempts (32 completions) vs NYJ (11/16) for a career-high 354 yards with two touchdowns and three interceptions...Rushed for personal best 42 yards with a career-high 31 yard run vs TB (11/23)...Connected on 23 of 33 attempts for 270 yards and two touchdowns vs Buf (12/7)...Played first half in win at StL (12/14)...Injured left shoulder in season finale at TB (12/21). **Games played-started:** 15-13

PREVIOUS SEASONS: 1996 — Started first four games before suffering two herniated cervical discs...Completed 73 of 150 passes for 781 yards with three touchdowns and six interceptions...Threw for 133 yards (19-27) in Season Opener vs Dal (9/2)...20-37-188 at Wash (9/8)...Completed 18 passes (40 attempts) for 199 yards and first touchdown of season vs Min (9/15)...Season-highs in attempts (46), completions (23), yards (261) and touchdowns (2) at Det (9/22). Played entire game at Det before learning of neck injury following morning...Inactive for following three games (vs Oak, vs GB, at NO) and placed on IR (10/14). **1995 —** Set Bears single-season records for attempts (522), completions (315), yards (3,838), and touchdowns (29)...Least-sacked QB in the NFL (15 times)...Only NFL QB to take every snap in 1995...Drew opponents' offside league-high 29 times...Threw 162 passes without an interception (9/11-10/22) before setting record later in season with 174 (11/19-12/24)...Went 108 passes without a sack (9/11-10/8) followed by a 131 sackless streak from 10/8 to 11/5...Game ball for 19-28-262, 3 TD Opening Day performance vs. Min (9/3)...Career-high four TDs on 27-of-38 for 317 yards at StL (9/24). First Bear to throw for 4 TDs in a game since Jack Concannon on 12/19/70...Followed 4-TD game with three TDs vs. Car (10/8) and three more at Jax (10/15)...Second game ball for 18-25-231 and 2 TDs and no sacks or interceptions in Monday Night Football victory over Vikes at Min (10/30)...Career-high 349 yards on 24-41 vs. Hou (10/22) including season-long 76-yard bomb to Conway...Three TDs and three ints on 15-28 vs. Pit (11/5)...Season-long 11-yard rush in finale vs. Phil (12/24). **1994 —** Set Bears' season record for completion percentage (62.7%)...Won Opener vs. TB (9/4) with 18-25 for 212 yards and two TDs...Threw three TDs and career-long 85-yarder at Phil (9/12) on 18 of 31 for 289 yards...Injured right shoulder vs. Min (9/18) but played entire game completing 27 of 35 (77.1%) for 261 yards, 1 TD, 1 int...Did not play at NYJ (9/25) and was "inactive" following two games...Returned for homecoming at Det (10/23) and had career-highs in completions (29) and attempts (48) for 309 yards, 2 TDs, and 3 ints...Completed five of 10 for 34 yards and two ints in first half vs. GB (10/31) and was replaced in second half by Walsh...Did not play in next five games



The Players

before playing in fourth quarter at GB (12/11) completing two of nine for 24 yards...Did not play at Min (1/1/95)...Played second half at SF (1/7/95) leading Bears to two fourth quarter TDs...Post-season surgery on right shoulder (1/12). **1993** — Signed by Dallas in April of '93 as a restricted free agent, but Lions matched the Dallas offer...Did not play in first four games (designated third quarterback three times) before taking over for Ware in third quarter at TB (10/3) and completing 11 of 24 for 120 yards and one int...Third quarterback for next 7 games, not seeing game action...Made first start of season at Phx (12/12) setting a personal record with 76% completion (19 of 25) for 257 yards, 3 TDs, and no ints...Added two more TD tosses, with no interceptions, the following week vs. SF (12/19) on 19 of 29 for 220 yards...Opened vs. Bears (12/26) and completed career-best 23 passes on 31 attempts for 223 yards, 2 TDs, and 1 int. Led team on 12-play, 80-yard, fourth-quarter TD drive completing all six attempts for 47 yards...Hit 15 of 29 for 182 yards, 1 TD, and no picks in beating GB (1/2) to win Central division title in season finale, 30-20...Lions lost in re-match vs. GB in First Round with Kramer connecting on 22 of 31 for 248 yards, 1 TD, and 2 ints. **1992** — Entered season as back-up to Rodney Peete...Did not see action in the first five contests...Relieved Peete in the fourth quarter of games 6-9...Earned first start of the season the following week at Pit (11/15) completing 20 of 37 for 304 yards, including a 73-yard TD, and one int...Started at Cin (11/22) completing 12 of 25 for 141 yards with three int. as the Lions beat the Bengals, 19-13...Was the starter for the third consecutive week vs. Hou (11/26), setting a new career-long with a 77-yard TD pass to Herman Moore while completing 12 of 21 for 163 yards with a pair of TDs and interceptions...Did not play following week at GB (12/6) and was inactive for the final three games. **1991** — Entered camp as third-string QB, but emerged as second-string QB following a steady pre-season performance...Attempted and completed the first two passes of his Lions career in a 33-24 win at Ind (9/22)...Replaced Peete on Detroit's opening drive vs. Dal (10/27), completing 9 of 16 passes for 108 yards and two TDs...Made his first start the following week at Chi (11/3), hitting 19 of 40 passes for 218 yards, one TD and two ints...Completed 20 of 30 for 248 yards and rushed for his first TD the following week at TB (11/10)...Hit 15 of 25 for 185 yards and 3 TDs in the first of Detroit's seven straight wins...Hooked up with Willie Green for a 73-yard TD in a 34-20 win over the NYJ (12/8)...Error-free performance in playoff-clinching win at GB (12/15), hitting 14 of 19 for 131 yards and two TDs...Established Lions playoff records for completions and passing yards in the Lions' 38-6 Second Round win vs. Dal (1/5), completing 29 of 38 for 341 yards, three TDs and no interceptions in being named NFC Offensive Player of the Week...Connected on 21 of 33 passes for 249 yards and one TD with one int. in the NFC Championship contest at Wash (1/12). **1990** — Signed by Lions as free agent after he contacted the club...Had impressive pre-season connecting on 12 of 26 for 208 yards, 1 TD, and 1 int...Rushed four times for 20 yards, but sustained shoulder injury vs. KC (8/24)...Made 47-man roster, but was immediately placed on IR where he remained the entire season. **1989** — Missed entire season due to knee injury suffered in Calgary training camp. **1988** — Played in five games for Calgary Stampeders. **1987** — Released by Saints after training camp...Signed with Atlanta during '87 players strike and played in all three non-union games...Completed 5 of 13 for 48 yards and 2 ints in NFL debut vs. Pit (10/4)...Led Atlanta to 24-20 upset win over veteran-laden Rams (10/18) bringing Falcons back from 17-0 halftime deficit by completing 19 of 30 for 232 yards and all three TDs in the second half (finished with 27-46-335, 3 TDs, 2 ints)...Originally signed by Saints as undrafted free agent.

COLLEGIATE, PERSONAL: Named the 1986 ACC Player of the Year at North Carolina State where he broke eight school passing records...Passed for 4,757 yards and 31 touchdowns in just two seasons...Led the Wolfpack to an 8-2-1 regular season mark and a trip to the Peach Bowl as a senior...Spent two seasons at Pierce Junior College in California...Led Pierce to a 10-0 season and a berth in the Potato Bowl in 1984...Prepped at Burroughs High in Burbank, CA...Hosts a celebrity golf tournament which benefits Valley Junior College in Van Nuys, CA...Helps put on annual sports carnival in Santa Monica to raise money for the Children's Cancer Research Foundation...Won 1995 Brian Piccolo veteran award voted on by teammates...Nicknamed "Brass" by his Lion teammates...Given name William Erik Kramer...Married (Marshawn)...Two sons (Griffen and Dillon).





The Players

Kramer's Pro Stats

	Att	Cmp	Yds	Pct	Lg	TD	Int	Rate	Rush	Yds	Avg	Lg	TD	G-GS
1987 Atlanta	92	45	559	48.9	33	4	5	60.0	2	10	5.0	11	0	3-2
1988 Calgary (CFL)	[62 of 153 for 964 yards, 5 TDs, 13 interceptions in 5 games]													
1989 Calgary (CFL)	Knee injury													
1990 Detroit	Injured Reserve — shoulder													
1991 Detroit	265	136	1,635	51.3	73	11	8	71.8	35	26	.7	12	1	13-8
1992 Detroit	106	58	771	54.7	77	4	8	59.1	12	34	2.8	11	0	7-3
1993 Detroit	138	87	1,002	63.0	48	8	3	95.1	10	5	.5	4	0	5-4
1994 Bears	158	99	1,129	62.7	85	8	8	79.9	6	-2	-0.3	2	0	6-5
1995 Bears	522	315	3,838	60.3	76	29	10	93.5	35	39	1.1	11	1	16-16
1996 Bears	150	73	781	48.7	58	3	6	54.3	8	4	0.5	3	0	4-4
1997 Bears	477	275	3,011	57.7	78	14	14	74.0	28	84	3.1	31	2	15-13
NFL Career	1,908	1,088	12,726	57.0	85	81	62	78.0	136	200	1.5	31	4	79-53
<i>Bear Totals</i>	<i>1,307</i>	<i>762</i>	<i>8,759</i>	<i>58.3</i>	<i>85</i>	<i>54</i>	<i>38</i>	<i>80.2</i>	<i>77</i>	<i>125</i>	<i>1.6</i>	<i>31</i>	<i>3</i>	<i>41-38</i>
Playoffs	130	91	999	70.0	32	6	3	98.2	5	5	1.0	3	0	4-3

Kramer's Single Game Highs

Completions: 32 vs NYJ (11/16/97); at Mia (10/27/97)

Yards Passing: 354 vs NYJ (11/16/97)

Interceptions: 3 (four times, Last: vs NYJ 11/16/97)

Rush Yards: 42 vs TB (11/23/97)

Attempts: 60 vs NYJ (11/16/97)

TDs: 4 at StL (9/24/95)

Long Pass: 85 at Phil (9/12/94)

Long Rush: 31 vs TB (11/23/97)

ERIK KRAMER GAME-BY-GAME

Atlanta Falcons

1987	W/L	Opponent	Att	Com	Yds	Pct.	TD	Int	Sak/Yd	Lg	Rush	Yds	Lg	TD
10/4	L	Pittsburgh	13	5	48	38.5	0	2	0	15	0	0	0	0
*10/11	L	San Francisco	33	13	176	39.4	1	1	5/43	33	1	11	11	0
*10/18	W	LARams	46	27	335	58.7	3	2	5/39	32	1	-1	-1	0
TOTALS			92	45	559	48.9	4	5	10/82	33	2	10	11	0

Detroit Lions

1991	W/L	Opponent	Att	Com	Yds	Pct.	TD	Int	Sak/Yd	Lg	Rush	Yds	Lg	TD
9/1	L	at Washington	0	0	0	0.0	0	0	0	0	0	0	0	0
9/8	W	Green Bay	Did Not Play											
9/15	W	Miami	Did Not Play											
9/22	W	at Indianapolis	2	2	27	100.0	1	0	0	16	0	0	0	0
9/29	W	Tampa Bay	0	0	0	0.0	0	0	0	0	0	0	0	0
10/6	W	Minnesota	Did Not Play											
10/20	L	at San Fran	3	0	0	0.0	0	0	0	0	0	0	0	0
10/27	W	Dallas	16	9	108	56.3	2	0	0	26	6	15	5	0
*11/3	L	at Chicago	40	19	218	47.5	1	2	3/15	23	0	0	0	0
*11/10	L	at Tampa Bay	30	20	248	66.7	0	2	4/22	42	1	1	1	1
*11/17	W	LA Rams	25	15	185	60.0	3	0	1/4	34	5	7	12	0
*11/24	W	at Minnesota	26	13	124	50.0	0	0	1/8	21	3	4	7	0
*11/28	W	Chicago	27	9	108	33.3	1	1	0	21	4	0	1	0
*12/8	W	NY Jets	31	18	235	58.1	1	1	0	73	7	-11	0	0
*12/15	W	at Green Bay	29	14	131	48.3	2	0	4/19	19	1	9	9	0
*12/22	W	at Buffalo	36	17	251	47.2	0	2	1/6	34	5	3	3	0
TOTALS			265	136	1635	51.3	11	8	14/74	73	35	26	12	1
*1/5	W	Dallas	38	29	341	76.3	3	0	1/4	32	0	0	0	0
*1/12	L	at Washington	33	21	249	63.6	1	1	4/26	26	4	4	3	0



The Players

ERIK KRAMER GAME-BY-GAME (CONTINUED)

Detroit Lions

<u>1992</u>	<u>W/L</u>	<u>Opponent</u>	<u>Att</u>	<u>Com</u>	<u>Yds</u>	<u>Pct.</u>	<u>TD</u>	<u>Int</u>	<u>Sak/Yd</u>	<u>Lg</u>	<u>Rush</u>	<u>Yds</u>	<u>Lg</u>	<u>TD</u>
9/6	L	at Chicago												
9/13	W	Minnesota												
9/20	L	at Washington												
9/27	L	Tampa Bay												
10/4	L	New Orleans												
10/15	L	at Minnesota	6	5	81	83.3	1	0	3/15	47	1	5	5	0
10/25	W	at Tampa Bay	5	3	28	60.0	0	0	0	13	1	-2	-2	0
11/1	L	Green Bay	5	3	33	60.0	0	0	0	14	0	0	0	0
11/8	L	Dallas	7	3	21	42.9	0	1	0	10	1	6	6	0
*11/15	L	at Pittsburgh	37	20	304	54.1	1	2	3/18	73	2	-4	0	0
*11/22	W	at Cincinnati	25	12	141	48.0	0	3	5/25	32	4	10	7	0
*11/26	L	Houston	21	12	163	57.1	2	2	4/22	77	3	19	11	0
12/6	L	at Green Bay												
12/13	W	Cleveland												
12/20	W	Chicago												
12/28	L	at San Francisco												
TOTALS			106	58	771	54.7	4	8	15/80	77	12	34	11	0

Detroit Lions

<u>1993</u>	<u>W/L</u>	<u>Opponent</u>	<u>Att</u>	<u>Com</u>	<u>Yds</u>	<u>Pct.</u>	<u>TD</u>	<u>Int</u>	<u>Sak/Yd</u>	<u>Lg</u>	<u>Rush</u>	<u>Yds</u>	<u>Lg</u>	<u>TD</u>
9/5	W	Atlanta												
9/12	W	at New England												
9/26	L	at New Orleans												
10/3	W	Phoenix												
10/10	L	at Tampa Bay	24	11	120	45.8	0	1	1/0	46	0	0	0	0
10/25	W	Seattle												
10/31	W	at LARams												
11/7	W	at Minnesota												
11/14	W	Tampa Bay												
11/21	L	at Green Bay												
11/25	L	Chicago												
12/5	L	Minnesota												
*12/12	W	at Phoenix	25	19	257	76.0	3	0	2/22	48	3	-2	0	0
*12/18	L	San Francisco	29	19	220	65.5	2	0	2/13	31	3	8	4	0
*12/26	W	at Chicago	31	23	223	74.2	2	1	0	23	4	-1	2	0
*1/2	W	Green Bay	29	15	182	51.7	1	1	0	24	0	0	0	0
TOTALS			138	87	1002	63.0	8	3	5/35	48	10	5	4	0
*1/8	L	Green Bay	31	22	248	70.9	1	2	0	31	1	1	1	0

BROKEN RECORD, BROKEN RECORD, BROKEN RECORD, BROKEN RECORD...

For the *fourth* consecutive season, the Bears' offense broke the franchise record for most passing attempts and completions in a single season. Last year, Chicago's offense completed **336** passes in **595** attempts—more of each than any team in club history. In '96, the Bears completed 318 of 551, busting the marks of 315 - 523 set in 1995, which in turn broke the records set in 1994 of 308 completions and 502 attempts.



The Players

ERIK KRAMER GAME-BY-GAME (CONTINUED)

Chicago Bears

1994	W/L	Opponent	Att	Com	Yds	Pct.	TD	Int	Sak/Yd	Lg	Rush	Yds	Lg	TD
*9/4	W	Tampa Bay	25	18	212	72.0	2	0	2/8	40	3	-1	2	0
*9/12	L	at Philadelphia	31	18	289	58.0	3	1	3/14	85	1	0	0	0
*9/18	L	Minnesota	35	27	261	77.1	1	1	3/17	34	1	-1	-1	0
9/25	W	at NY Jets	Did Not Play —Shoulder											
10/2	W	Buffalo	Did Not Play —Shoulder											
10/9	W	New Orleans	Did Not Play —Shoulder											
*10/23	L	at Detroit	48	29	309	60.4	2	3	3/24	76	0	0	0	0
*10/31	L	Green Bay	10	5	34	50.0	0	2	2/13	11	1	0	0	0
11/6	W	at Tampa Bay	Did Not Play											
11/13	W	at Miami	Did Not Play											
11/20	W	Detroit	Did Not Play											
11/27	W	at Arizona	Did Not Play											
12/1	L	at Minnesota	Did Not Play											
12/11	L	at Green Bay	9	2	24	22.2	0	1	1/9	15	0	0	0	0
12/18	W	LA Rams	Did Not Play											
12/24	L	New England	Did Not Play											
TOTALS			158	99	1,129	62.7	8	8	14/85	85	6	-2	2	0
1/1	W	at Minnesota	Did Not Play											
1/7	L	at San Fran	28	19	161	67.8	1	0	4/31	20	0	0	0	0

Chicago Bears

1995	W/L	Opponent	Att	Com	Yds	Pct.	TD	Int	Sak/Yd	Lg	Rush	Yds	Lg	TD
*9/3	W	Minnesota	28	19	262	67.8	3	1	1/8	73	1	2	2	0
*9/11	L	Green Bay	25	15	162	60.0	1	1	2/11	42	2	-2	0	0
*9/17	W	at Tampa Bay	38	18	207	47.3	0	0	0	23	1	-1	0	0
*9/24	L	at St. Louis	38	27	317	71.0	4	0	0	49	3	6	4	0
*10/8	W	Carolina	41	23	259	56.1	3	0	1/10	41	2	4	5	0
*10/15	W	at Jacksonville	29	17	245	58.6	3	0	0	46	3	2	2	0
*10/22	W	Houston	41	24	349	58.5	2	2	0	76	5	-2	1	0
*10/30	W	at Minnesota	25	18	231	72.0	2	0	0	48	3	-3	-1	0
*11/5	L	Pittsburgh	28	15	228	53.5	3	3	1/5	46	1	1	1	0
*11/12	L	at Green Bay	38	23	318	60.5	2	1	2/14	46	2	2	2	0
*11/19	L	Detroit	26	17	231	65.3	1	1	0	51	2	2	1	1
*11/26	W	at NY Giants	38	25	268	65.7	2	0	1/2	28	1	2	2	0
*12/4	L	Detroit	33	21	140	63.6	0	0	4/32	19	3	11	5	0
*12/10	L	at Cincinnati	36	18	196	50.0	0	0	3/13	47	2	4	2	0
*12/17	W	Tampa Bay	28	20	256	71.4	1	0	0	47	2	1	2	0
*12/24	W	Philadelphia	30	15	169	50.0	2	1	0	27	2	10	11	0
TOTALS			522	315	3,838	60.3	29	10	15/95	76	35	39	11	1





The Players

ERIK KRAMER GAME-BY-GAME (CONTINUED)

Chicago Bears

1996	W/L	Opponent	Att	Com	Yds	Pct.	TD	Int	Sak/Yd	Lg	Rush	Yds	Lg	TD
*9/2	W	Dallas	27	12	133	44.4	0	1	0-0	37	4	0	0	0
*9/8	L	at Washington	37	20	188	54.0	0	1	4-32	24	1	-1	-1	0
*9/15	L	Minnesota	40	18	199	45.0	1	3	1-8	24	0	0	0	0
*9/22	L	at Detroit	46	23	261	30.0	2	1	2-13	58	3	5	3	0
9/29		Oakland												
10/6		Green Bay												
10/13		at New Orleans												
10/28		at Minnesota												
11/3		Tampa Bay												
11/10		at Denver												
11/17		at Kansas City												
11/24		Detroit												
12/1		at Green Bay												
12/8		St. Louis												
12/14		San Diego												
12/22		at Tampa Bay												
TOTALS			150	73	781	48.7	3	6	7-53	58	8	4	3	0

Chicago Bears

1997	W/L	Opponent	Att	Com	Yds	Pct.	TD	Int	Sak/Yd	Lg	Rush	Yds	Lg	TD
*9/1	L	at Green Bay	41	17	192	41.5	1	2	3/20	22	1	1	1	0
*9/7	L	Minnesota	36	21	174	58.3	2	0	2/16	25	1	3	3	0
*9/14	L	Detroit	19	11	128	57.9	0	0	2/13	18	1	0	0	0
9/21		at New England												
9/28	L	at Dallas	16	7	57	43.7	0	1	1/7	14	0	0	0	0
10/5	L	New Orleans	20	12	131	60.0	0	0	2/8	21	1	1	1	1
*10/12	L	Green Bay	35	22	232	62.9	1	2	0	37	3	5	3	1
*10/27	W	at Miami	50	32	343	64.0	2	0	1/7	54	4	2	2	0
*11/2	L	Washington	37	21	237	56.8	1	1	2/13	31	3	19	15	0
*11/9	L	at Minnesota	35	23	256	65.7	1	1	2/5	59	2	-3	1	0
*11/16	L	New York Jets	60	32	354	53.3	2	3	4/39	25	1	10	10	0
*11/23	W	Tampa Bay	28	15	110	53.6	0	0	0	14	4	42	31	0
*11/27	L	at Detroit	26	13	259	50.0	1	0	2/6	78	4	3	4	0
*12/7	W	Buffalo	33	23	270	69.7	2	2	1/7	42	1	1	1	0
*12/14	W	at St. Louis	22	14	186	63.6	1	1	0	55	1	1	1	0
*12/21	L	at Tampa Bay	19	12	82	63.2	0	1	2/8	13	1	-1	-1	0
TOTALS			477	275	3,011	57.7	14	14	25/149	78	28	84	31	2

(* Denotes Kramer started the game.)

AIRING IT OUT

The Bears broke a long standing team mark on November 16, 1997 when they had 65 passing attempts in a single game (vs. NY Jets). Chicago broke the team mark of 59 (set 10-23-49 at NY Giants). Quarterback **Erik Kramer** threw 60 passes, which broke the individual record held by **Bill Wade**, (57 at Washington 10-25-64), while **Steve Stenstrom** tossed five.

The Bears' 33 completions on 11-16-97 were second all-time in one game; the team completed 34 in the 1949 Giants contest. Kramer's 32 completions were the second best ever by an individual (Wade, 33 in the Washington game in '64).



The Players



SHAWN LEE

Defensive End / Defensive Tackle

6-2 300

October 24, 1996

North Alabama

Bear season: 1 NFL Season: 11

Acquired via trade with San Diego in 1998



PRO CAREER: Acquired via trade (6/8/98) from San Diego for Chicago's 1999 fifth-round draft pick...Career totals include 252 tackles, 26.5 sacks, two interceptions, four forced fumbles and four fumble recoveries while starting 84 of 133 games played...Started six of six post-season contests and has recorded 11 tackles, three sacks and one forced fumble in post-season action...Originally joined Chargers as free agent during 1992 season.

1997 SEASON: Started 15 of 16 games played for Chargers...Closed out season with 31 tackles and three sacks...Opened season with five tackles (all solo) at NE (8/31)...Recorded three tackles and a sack at KC (10/16)...Recorded season-high six tackles (all solo) and a sack vs Cin (11/2) and vs Sea (11/9). **Games played-started:** 16-15

PREVIOUS SEASONS: **1996** Started seven of 15 games San Diego...Finished season with 17 tackles, one sack, one interception and one pass defense...Started first seven games of season...Season-best five tackles and a sack at Den (10/6)...Intercepted second career pass at Ind (11/3) when he dropped into coverage on zone blitz...Inactive for season finale vs Den (12/22) after undergoing rotator cuff surgery. **1995** — Recorded career-high eight sacks while starting all 16 regular-season games...Eight sacks ranked second on Chargers' defense...Finished regular season with 42 tackles (31 solo, 11 assists), which was second-highest single-season total of Lee's career...Added one fumble recovery and two passes defended...Opened regular season by tying single-game career-highs with two sacks and seven tackles at Oak (9/3)...Tied career-high with seven tackles and added one-and-one-half sacks at Phi (9/17)...Recorded two tackles and one sack vs Den (9/24)...Recorded three tackles and one sack at Sea (10/22)...Recorded three tackles and one vs Cle (12/3)...Tied career-high with two sacks and added three tackles vs Ariz (12/9)...Started and had one tackle and one sack in Chargers' Wild Card playoff game vs Ind (12/31). **1994** — Started 15 of 15 regular-season games and two post-season contests...Finished regular-season with 39 tackles, 6.5 sacks, one forced fumble, one fumble recovery and one pass defense...6.5 sacks ranked third on Chargers' defense...Opened regular-season action with three tackles and one-half sack at Den (9/4)...Credited with one sack each at Sea (9/18), at LARal (9/25) and at NO (10/16)...Recorded five tackles and a sack at NE (11/20)...Recorded season-high seven tackles and two sacks at NYJ (12/18)...Sustained sprained left knee in first half and did not return in AFC Divisional Playoff game vs Mia (1/8/95)...Inactive for AFC Championship Game at Pitt (1/15/95) due to knee injury...Started and made two tackles in Super Bowl XXIX (1/29/95). **1993** — Started 15 of 16 games at defensive tackle for Chargers...Posted career-high 45 tackles (36 solo, 9 assists) and three sacks...Three sacks ranked fourth on Chargers' defense...Lee's 12 tackles for losses was tied for second on team...Grabbed season-high six tackles (five solo, one assist) and a sack in season opener vs Sea (9/5)...Recorded five tackles (four solo, one assist) at Sea (10/3). **1992** — Signed as free agent with San Diego on Oct. 28, 1992...Played in Chargers final nine games...Finished season with seven tackles, one-half sack, one forced fumble and one fumble recovery...Saw first game action for Chargers Nov. 1 versus Indianapolis...Came on strong late in 1992, starting final regular-season game at Sea (12/27) and both playoff games: vs KC (1/2/93) and at Mia (1/10/93)...Notched post-season career-high two sacks, three tackles and one forced fumble vs KC...Helped spark San Diego's come-from-behind, 27-21 victory at Pho (12/6) by forcing one fumble, recovering another and grabbing two tackles...Released by Miami on final roster cutdown Aug. 31, 1992. **1991** — Nose tackle suffered through injury-shortened season in Miami...Played in three games and made two starts...Finished season with three tackles and one interception...Missed most of training camp and first four preseason games as unsigned veteran...Signed contract Aug. 20, was activated Aug. 23 and saw action in pre-season finale vs NO (8/24)...Saw reserve action in season opener at Buf



The Players

(9/1)...started at nose tackle versus Ind (9/8) in place of injured T.J. Turner... With Dolphins trailing, 17-13, at Det (9/15), Lee picked off Rodney Peete pass late in fourth quarter and returned it 14 yards to Lions' three-yard line...Suffered torn cartilage and bone chips in left knee on interception return...Placed on IR list (9/17) and underwent arthroscopic surgery Sept. 20, missing remainder of season. **1990** — Played in 13 games, starting final ten regular season contests, and added one playoff start ...Acquired by Miami in trade from Atlanta Falcons Sept. 3, 1990, in exchange for twelfth-round draft choice in 1991...Originally acquired by Falcons off waivers from Tampa Bay Aug. 29...Waived by Buccaneers on Aug. 28...Finished season with 34 tackles (30 solo), two forced fumbles and 1.5 sacks for Dolphins...Suffered ankle injury at NYG (9/23) and placed on IR list (9/29)...Activated from IR Oct. 27 and started at nose tackle at Ind (10/28) and recorded two tackles... Started at nose tackle in playoff game at Buf (1/2/91), and recorded five tackles. **1989** — Played in 15 games with three starts for Tampa Bay...Finished season with 21 tackles, one sack and one forced fumble...Started final two games of season following knee injury to nose tackle Curt Jarvis...Recorded only sack of season vs NO (9/24). **1988** — Played in 15 games as rookie for Tampa Bay...Recorded 13 tackles, two sacks and one forced fumble...Registered forced fumble at GB (9/11)...Season-high two sacks in season finale vs Det (12/18)...Originally a sixth-round draft choice (163rd overall) by Tampa Bay.

COLLEGIATE, PERSONAL: Two-year letterman for North Alabama Lions from 1986-87...Finished college career with 54 tackles, 7.5 sacks and six tackles for loss...Named all-Gulf South Conference as senior...Recorded team-leading 6.5 sacks and added 44 tackles and five tackles for loss...Sat out 1985 season after transferring from Westchester Community College in Valhalla, New York...Played one season at Westchester Community College where he was an all-conference linebacker...Played football for Erasmus High Dutchman in Brooklyn, New York...Interned during college in New York City with record producer...Helped produce urban contemporary, R&B and rap albums ...Plays trombone and was member of college orchestra...Lee, along with former teammate Reuben Davis, created "Two Tons of Fun/San Diego Chargers Players Community Resource Center" in Spring Valley area of San Diego...Resource Center, which opened in February, 1997, provides youth of Spring Valley with educational and recreational opportunities needed to overcome potential community, economic and social disadvantages...Majored in communications.

Lee's Pro Stats

		Int-Yds	Tkls-Solo	Force Fum	Fum Rec	Pass Def	Sack-Yds	G-GS
1988	Tampa Bay	0	13-0	1	0	0	2	15-0
1989	Tampa Bay	0	21-0	1	0	0	1	15-3
1990	Miami	0	34-30	0	0	0	1.5	13-10
1991	Miami	1-14	3-1	0	0	0	0	3-2
1992	San Diego	0	7-5	1	1	0	.5	9-1
1993	San Diego	0	45-36	0	1	0	3	16-15
1994	San Diego	0	39-30	1	1	0	6.5	15-15
1995	San Diego	0	42-31	0	1	0	8	16-16
1996	San Diego	1-(-1)	17-12	0	0	0	1	15-7
1997	San Diego	0	31-28	0	0	0	3	16-15
Career		2-13	252-175	4	4	0	26.5	133-84
Playoffs		0	11-8	1	0	0	3	6-6

Lee's Single Game Highs

Tackles: 7: Last: at Phi (9/17/95)


Sacks: 2: Last: vs Arz (12/9/95)

Interceptions: 1: Last: at Ind (11/3/96)





The Players



THOMAS LEWIS

Wide Receiver

6-1 195

January 10, 1972

Indiana

Bear season: 1 NFL Season: 5

Acquired as unrestricted free agent in 1998



PRO CAREER: Signed by Bears in off-season (4/21)...Doubles as a wide receiver and a return specialist...Battled injuries in four years with New York Giants.

1997 SEASON: Served as third wide receiver and kickoff returner...Caught five passes (84 yards) in four games before suffering a toe injury effectively ending his season...Finished second on team with 14 kickoff returns for 364 yards...Opened season with one catch for 34 yards and four kickoff returns for 134 yards, including a season-long 84 yard return, vs Phi (8/31)...Caught one pass as fourth wideout and returned four kickoffs for 101 yards at Jax (9/7)...Caught season-high three passes in starting role (replaced injured Ike Hillard) for 43 yards vs Bal (9/14)...Injured toe in second start of season at StL (9/21) on a second half kick return; left game in third quarter...Inactive for next six weeks with toe injury before being placed on IR (11/12)...Underwent surgery 11/18. **Games played-started:** 4-2

PREVIOUS SEASONS: **1996** — Finished first season as a starter; tied for Giants' lead with 53 receptions (694 yards) and four touchdowns...Returned 10 punts for 36 yards and four kickoffs for 107 yards...First Giant since Mark Bavaro to catch a touchdown in four consecutive games...Recorded second career 100-yard receiving effort with career-high nine receptions for 125 yards at Wash (10/20)...Led team with five receptions for 76 yards and a touchdown at Det (10/27)...Led team with seven receptions for 77 yards and a touchdown vs Arz (11/3)...Caught four passes for 76 yards and a touchdown at Car (11/10). **1995** — Played in eight games with two starts...Finished with 12 receptions for 208 yards and a touchdown...Returned nine kickoffs for 257 yards and a touchdown and six punts for 46 yards...Tore the plantar fascia in left foot, as well as breaking a bone in the foot, in Season Opener vs Dal (9/4)...Had surgery to pin fracture (9/7)...Returned to playing field vs Oak (11/12)...Started first NFL contest at Phi (11/19) for injured Mike Sherrard and caught seven balls for a career-high 126 yards and a touchdown...Started second game vs Chi (11/26)...Replaced Tyrone Wheatley on kickoff returns vs Wash (12/10) and returned a second quarter kick 91 yards for a touchdown. **1994** — Played in nine games before season ended with a knee injury...Contributed primarily as a kickoff return specialist with 26 returns for 509 yards...Returned five punts for 64 yards...Caught four passes for 46 yards as a third and fourth receiver...Suffered knee injury at Dal (11/7)...Placed on IR (12/16) after undergoing arthroscopic surgery (12/14)...Originally a first round pick (24th overall) by New York.

COLLEGIATE, PERSONAL: Gained 3,994 all-purpose yards during his three-year career at Indiana...Holds IU school record with 148 career receptions...Second on Hoosier's all-time list with 2,324 receiving yards...Second in school history with 52 kickoff returns for 1,183 yards...All-State honorable mention as a receiver and defensive back at Garfield High in Akron, Ohio...Recorded 120 receptions and 14 touchdowns in three-year prep career...Top track athlete at high school and collegiate levels...Majored in telecommunications and pre-law...Single.



TM



The Players


	Rec	Yds	Avg	Lewis' Pro Stats							
				Lg	TD	PR	Yds	Avg	Lg	TD	G-GS
1994 NYG	4	46	11.5	23	0	5	64	12.8	35	0	9-0
1995 NYG	12	208	17.3	46t	1	6	46	7.7	14	0	8-2
1996 NYG	53	694	13.1	34	4	10	36	3.6	8	0	13-11
1997 NYG	5	84	16.8	34	0	0	0	0	0	0	4-2
Career	74	1,032	13.9	46t	5	21	146	10.0	35	0	34-15

	KOR	Yds	Avg	LG	TD
1994 NYG	26	509	19.6	36	0
1995 NYG	9	257	28.6	91t	1
1996 NYG	4	107	26.8	47	0
1997 NYG	14	364	26.0	84	0
Career	53	1,237	21.3	91t	1

Lewis' Single Game Highs

Receptions: 9 at Wash (10/20/96)
 Rec. yards: 126 at Phil (11/19/95)
 Long rec: 46t at Phil (11/19/95)
 Most KORs: 5 at Phil (9/12/94)
 Long KOR: 91t vs Wash (12/10/95)

Punt Returns: 4 at NO (10/2/94)
 Punt Return Yards: 60 at NO (10/2/94)
 Long Punt Return: 35 at NO (10/2/94)
 Receiving TDs: 1 Last time: at Car (11/10/96)
 KOR yards: 108 vs Min (10/10/94)



MICHAEL LOWERY

Linebacker

6-0 232

February 14, 1974

Mississippi

Bear season: 3 NFL Season: 3

Acquired as undrafted free agent in 1996



PRO CAREER: Major contributor on special teams over first two seasons with Bears.

1997 SEASON: Finished second on special teams with 17 tackles...Added eight tackles on defense...Played in every game for second consecutive season...Career-high three defensive tackles in Season Opener at GB (9/1)...Led team with two special teams stops vs GB (10/12)...Led team with three special teams tackles at Det (11/27). **Games played-started:** 16-0

PREVIOUS SEASONS: 1996 — Played in all 16 games as a rookie...Finished third with 18 special teams stops...Two defensive tackles...Recovered a muffed punt in the endzone for first career touchdown vs StL (12/8)...Season-high four special team tackles vs Oak (9/29)...First career defensive stop at Den (11/10) from linebacker position...Signed as undrafted free agent.

COLLEGIATE, PERSONAL: Earned four letters at Ole Miss, starting 40 of 44 games...Recorded 279 career tackles, six fumble recoveries and six ints...Moved from strong safety to linebacker in spring before senior season...Finished second on team with 85 tackles in 1995...Received the Chucky Mullins Courage Award...Tallied 80 stops, three sacks, two ints, and two fumble recoveries as a safety as a junior...Made SEC academic honor roll in 1993...Earned freshman all-America honors in 1992...Earned all-state honors as a senior at South Pike High in McComb, MS...Majoring in electrical engineering.

	Lowery's Pro Stats							
	Int-Yds	Tkls-Solo	Force	Fum	Fum Rec	Pass Def	Sack-Yds	G-GS
1996	0	2-1	0	0	0	0	0	16-0
1997	0	8-3	0	0	0	0	0	16-0
Career	0	10-4	0	0	0	0	0	32-0



The Players



JOHN MANGUM

Safety

5-10 192

March 16, 1967

Alabama

Bear season: 9 NFL Season: 9

Acquired in 6th round of 1990 draft



PRO CAREER: Led defense in tackles (149) starting all 16 games at free safety in 1997...Led team in special teams tackles in 1996...Moved to safety in '93 after spending first three seasons as a cornerback.

1997 SEASON: Posted best season of eight-year NFL tenure leading team with career-high 149 tackles...Set career-highs in interceptions (2), pass break-ups (9) and fumble recoveries (2)...Started every game for first time in career...Opened season with 10 tackles at GB (9/1)...Led team with 11 tackles and a fumble recovery vs Det (9/14)...Tied for team lead following week at NE (9/21) with 12 stops...Grabbed first interception of season vs NO (10/5)...Recorded 10 tackles vs Wash (11/2)...Intercepted second pass of season along with eight tackles at Min (11/9)...Tied for team lead with 12 tackles and two pass break-ups vs NYJ (11/16)...Led team with 12 tackles in consecutive weeks vs TB (11/23) and at Det (11/27)...Tied career-high with season-best 13 tackles at TB (12/21). **Games played-started:** 16-16

PREVIOUS SEASONS: **1996** — Played in all 16 games, starting two...Led team with 22 stops on special teams...Finished with 31 defensive tackles, four pass break-ups, a forced fumble and one sack...Three tackles in Season Opener vs Dal (9/2)...Forced a fumble and recorded a partial sack (3.5 yards) at Det (9/22)...Season-high 11 tackles and a partial sack as a starter vs Det (11/24)...One tackle at GB (12/6) in second straight start as third defensive back...Two defensive stops and four special teams tackles vs StL (12/8)...Season-high five special teams stops vs SD (12/14). **1995** — Used as Bears top nickelback...Six tackles in Opener vs. Min (9/3) despite missing half of fourth quarter with thigh injury...Inactive next three weeks...Three solo tackles and 12-yard sack in Monday night win at Min (10/30)...Season-high eight stops vs. Pit (11/5)...Lone start of season vs. Det (11/19) as Bears used five DBs entire game. Recorded seven stops before separating shoulder...Inactive following week at NYG (11/26) and did not play at Det (12/4)...Four stops in each of final three games including two-yard interception in finale vs. Phil (12/24). **1994** — Played in every game for second time in five-year career...Second on club with 14 special teams stops...Season-high nine stops, seven solo, in start vs. Buf (10/2) as Bears used nickel lineup...Recovered surprise outside kick vs. Det (11/20)...Recorded half-sack and five tackles vs. Ariz (11/27)...Started at Min (12/1) as Bears used nickel package most of game. Finished with seven tackles, five solo...Started for injured Carrier at GB (12/11) and had four solo, five total tackles...Played majority of playoff game at Min (1/1/95) in nickel package. Forced fumble, fumble recovery, and tied for team-high with 10 solos; 13 total tackles ranked third...Pulled hamstring first day of training camp and missed five weeks. **1993** — Injured hamstring in training camp and missed first three regular season games...Returned to start vs. Atl (10/3) as Bears opened with six DBs vs. Red Gun offense. Responded with 12 tackles, six unassisted, and one interception...Recovered outside kick following week at Phil (10/10)...Used as nickel back remainder of season...Re-aggravated hamstring and was inactive vs. Den (12/18). **1992** — Started vs. Atlanta's Red Gun offense (9/27) and had seven solo tackles...Injured left knee in practice (10/8) and placed on IR...Missed first practice since eight-years-old...Surgery on knee (10/13). **1991** — Played in all 16 games as part of Bears nickel package...Game ball for career-high 10 tackles (eight solo), fumble recovery, and pass defended at TB (9/8)...Started for injured Woolford vs. NYG (9/15) making nine tackles and earning game ball for role on FG block team...Nine-yard sack at GB (10/17)...Eight solo tackles in game ball effort at NO (10/27)...Interception vs. Det (11/3). **1990** — Waived in Bears' final cutdown (9/3)...Signed to Tampa Bay's practice squad (10/3)...Signed to Bears' active roster (10/23) when Douglass went on IR...Saw action on special teams and as nickelback...Three solos in each Lions game...First career interception in playoff game vs. Saints



The Players

(1/6/91)...Team-high three passes defended including fourth quarter knockdown in endzone vs. NO...Drafted in sixth round (144th overall).

COLLEGIATE, PERSONAL: All-American cornerback as senior and sophomore; all-SEC final three seasons...16 career interceptions...Led squad with five pickoffs for 37 yards and 24 pass deflections as a senior...Led secondary with 66 tackles as junior...Led team with 13 passes defended; had five interceptions...Led team with 10 passes defended and had five picks as sophomore...Played in every game as freshman...QB and DB in leading Magee High to consecutive Mississippi State Championships...Late-father (John) played for Boston Patriots of AFL...Younger brother Kris (tight end) was 1997 seventh round draft choice by Carolina...Banking and finance major with 3.2 GPA...Given name John Wayne Mangum, Jr...Married (Stacy)...Son (Jake).

Mangum's Pro Stats

	Int-Yds	Tkls-Solo	Force Fum	Fum Rec	Pass Def	Sack-Yds	G-GS
1990	0	13-9	1	0	1	0	10-0
1991	1-5	68-49	1	1	7	1-9	16-1
1992	0	10-8	0	0	1	0	5-1
1993	1-0	38-19	0	0	2	0	12-1
1994	0	58-36	0	0	3	0.5-4.5	16-3
1995	1-2	46-32	0	0	2	1-12	11-1
1996	2-4	149-79	0	2	9	1-8	16-16
Career	5-11	413-250	3	3	29	4.5-40.5	102-25

Also: 1 KOR for 0 yards in 1993.

Playoffs	1-9	19-13	1	1	5	0-0	5-0
-----------------	------------	--------------	----------	----------	----------	------------	------------

Mangum's Single Game Highs

Tackles: 13 at TB (12/21/97)

Solo: 10 at Min* (1/1/95); 8 at TB (9/8/91); at NO (10/27/91)

Passes Defended: 3 vs. NO* (1/6/91)

*Playoff game

THE BRIAN PICCOLO AWARD

Bear veterans vote the **Brian Piccolo Award** to the rookie who best exemplifies the courage, loyalty, teamwork, dedication, and sense of humor of the late Brian Piccolo. In 1992, the award was expanded to include a veteran who possesses the same qualities.

In his senior season at Wake Forest (1964), Piccolo led the nation in scoring (111 points) and rushing (1,044 yards). Signed with the Bears as an undrafted free agent, he spent a season on the taxi squad, and in four subsequent years he rushed 258 times for 927 yards and 4 touchdowns. He also caught 58 passes for 537 yards and one TD.

Piccolo died of embryonal cell carcinoma on June 16, 1970. He was 26 years old and left his wife, Joy, three daughters, and legions of friends.

1970 Glen Holloway (G)	1982 Jim McMahon (QB)	1992 Troy Auzenne (T)
1971 Jerry Moore (S)	1983 Jim Covert (T)	1993 Tom Waddle (WR)
1972 Jim Osborne (DT)	1984 Shaun Gayle (S)	Myron Baker (LB)
1973 Wally Chambers	1985 Kevin Butler (K)	Todd Perry (T)
1974 Fred Pagac (TE)	1986 Neal Anderson (RB)	1994 Shaun Gayle (S)
1975 Roland Harper (RB)	1987 Ron Morris (WR)	Raymont Harris (RB)
1976 Brian Baschnagel (WR)	1988 James Thornton (TE)	1995 Erik Kramer (QB)
1977 Ted Albrecht (T)	Mickey Pruitt (LB)	Rashaan Salaam (RB)
1978 John Skibinski (RB)	1989 Trace Armstrong (DE)	1996 Chris Zorich (DT)
1979 Dan Hampton (DE)	1990 Mark Carrier (S)	Bobby Engram (WR)
1980 Bob Fisher (TE)	1991 Chris Zorich (DT)	1997 Ryan Wetnight (TE)
1981 Mike Singletary (LB)	1992 Mike Singletary (LB)	John Allred (TE)
		Van Hiles (S)



The Players



DEDRIC MATHIS

Cornerback

5-10 188

September 26, 1973

Houston

Bear season: 1 NFL Season: 3

Claimed off waivers in 1998



PRO CAREER: Claimed by Bears off of waivers (3/24/98)...Started 11 games over two years with Indianapolis at cornerback.

1997 SEASON: Played in 13 games for Colts, starting five at right corner...Recorded 32 tackles, one interception and four pass break-ups...Opened season with two solo stops and a special teams tackle at Mia (8/31)...Grabbed first career interception in first start of season at Pit (10/12) along with six tackles...Recorded four tackles in start vs Buf (10/20)...Season-high two pass defenses and two tackles in start vs TB (11/2)...Recorded four tackles and a pass break-up at Det (11/23)...Left game in first quarter with knee injury at NE (11/30)...Placed on IR (12/5). **Games played-started:** 13-5

PREVIOUS SEASONS: 1996 — Led Colts with 13 pass break-ups...Recorded 63 tackles and a forced fumble in six starts...Added nine special teams tackles...Forced a fumble vs SD (11/3)...Recorded seven tackles, five solo, at Mia (11/10)...Led team with 12 tackles vs Phi (12/5)...Saw action as a reserve in playoff game at Pit (12/29)...Originally drafted in second round (51st overall) by Indianapolis

COLLEGIATE, PERSONAL: Four-year letterman and two-year starter at Houston...Played in 37 games with 21 starts recording 185 tackles, 19 pass break-ups and five interceptions...Started 11 games at right corner as a senior...Recorded 57 tackles, 11 pass defenses and five interceptions...Started nine games as a free safety as a junior...Ranked third on team with 91 tackles...Played in 11 games with one start at left corner as a sophomore...Played in four games as a freshman recording 11 tackles and two pass break-ups...Played corner, safety, running back and wide receiver at Cuero High School...Also lettered in basketball and track...Single.

Mathis' Pro Stats

	Int-Yds	Tkls-Solo	Force	Fum	Fum Rec	Pass Def	Sack-Yds	G-GS
1996 Indy	0	63-41	1	0	0	13	0	16-6
1997 Indy	1-31	32-20	0	0	0	4	0	13-5
Career	1-31	95-61	1	0	0	17	0	29-11
Playoffs	0	0	0	0	0	0	0	1-0

Mathis' Single Game Highs

Tackles: 12 vs Phi (12/5/96)
Int: 1 at Pit (10/12/97)


SHORT DRIVES & TURNOVERS

While the Chicago Bears gave up a franchise most 421 points last season, the Bears' defense often was not at fault for foes' points on the scoreboard. In fact, *returns for TDs* against the Bears, or *drives of under 6-yards* against the Chicago defense, accounted for **88 points**. Foes scored another 12 points on field goal drives of 19, 16, 12, and 10 yards, making an even **100 points scored on returns or drives of under 20 yards**.

A separate but similar note: When the Bears' offense turned the ball over inside Chicago's 30-yard line, the defense allowed 81 points. An additional 41 points were scored off of other turnovers—122 points off turnovers in all. The defense may also consider the 49 points scored on returns for TDs—plays on which the defense was not even on the field. (Five offensive turnovers were returned for scores, as were two punts).



The Players



RICARDO McDONALD

Linebacker

6-2 248

November 8, 1969

Pittsburgh

Bear season: 1 NFL Season: 7

Acquired as unrestricted free agent in 1998



PRO CAREER: Signed with Bears over off-season (5/12/98)...Played six years at Cincinnati...Started 81 of 88 games played in the NFL...Played both defensive end and outside linebacker in 4-3 set and inside linebacker in 3-4 set...Underwent reconstructive knee surgery in 1993 after tearing left anterior cruciate ligament.

1997 SEASON: Finished third on Bengals with 64 tackles despite missing three games...Switched from outside linebacker to inside backer as the defense changed to a 3-4 set...Teams leading tackler for first eight games before injuring knee...Tied for team lead with eight stops in season opener vs Arz (8/31)...Led team with season-high 10 tackles at Den (9/21)...Team leader following week with nine stops and a pass defense vs NYJ (9/28)...Recorded seven tackles at Ten (10/12)...Recorded four tackles and a pass defense before spraining medial collateral ligament in right knee at NYG (10/26)...Inactive following week with injury...Recorded lone sack of season at Ind (11/9) playing in a reserve role due to injury...Returned to starting line-up at Pit (11/16) collecting two tackles...Inactive vs Jax (11/23) due to knee...Started next three contests before sitting out season finale vs Bal (12/21) with bronchitis. **Games played-started:** 13-12

PREVIOUS SEASONS: 1996 — Finished second on team with five sacks (32 yards)...Played in all 16 games, starting 15, and recorded 64 tackles...Opened season with six tackles at StL (9/1)...Recorded five tackles and a sack vs Den (9/29)...One sack and four solo stops vs Hou (10/6)...Season-high two sacks and five tackles at SF (10/20)...Recorded six tackles and a sack vs Pit (11/10)...Played through hip pointer to notch five tackles at Hou (12/15)...Led team with season-high nine tackles vs Ind (12/22). **1995** — Led linebackers with five sacks on season...Started all 16 games finishing with 64 tackles...Played right linebacker for first 11 games before switching to left side for final five starts replacing injured James Francis...Season-high seven tackles at Ind (9/3)...Recorded one sack and recovered a fumble vs Jax (9/10)...Career-high three sacks and a forced fumble at TB (10/8). **1994** — Returned to playing field after recovering from reconstructive knee surgery in 1993...Started all 13 games he played in...Finished with 45 tackles, one sack and a forced fumble...Inactive first two games of season finishing rehabilitation...Returned to starting line-up vs NE (9/18) and started next four games...Led linebackers with seven tackles and a sack at Pit (10/16)...Inactive vs Dal (10/30) because of knee...Recorded six tackles at NYG (12/11). **1993** — Finished second on team with career-high 102 tackles despite missing final two games of season...Started first seven games at inside linebacker...Played as a reserve in Weeks 8 and 9...Returned to starting line-up in Games 10-14...Recorded 11 stops in win over Raiders (11/28)...Career-high 12 tackles vs NE (12/12)...Tore left ACL vs Rams (12/19)...Placed on injured reserve 12/24. **1992** — Played in all 16 games, starting 13, as a rookie...Finished second on team with 95 tackles along with one interception, a forced fumble and a fumble recovery...Started first game at GB (9/20) recording 10 tackles...First career interception at Chi (11/8)...Recorded 10 tackles at SD (12/13)...Originally drafted in the fourth round by Cincinnati (88th overall).

COLLEGIATE, PERSONAL: All-American and team captain as a senior at Pitt...Started as a freshman and recorded 357 tackles over collegiate career...Attended Patterson's Eastside High in New Jersey...Twin brother, Devon, played linebacker for Indianapolis (1993-95) and Arizona (1996)...Born in Kingston, Jamaica...and moved to Paterson, NJ at age 12...Originally aspired to be a cricket player as a child in Jamaica...Goes by Rico.



The Players


McDonald's Pro Stats

	Int-Yds	Tkls-Solo	Force Fum	Fum Rec	Pass Def	Sack-Yds	G-GS
1992 Cincinnati	1-0	95-71	1	1	2	0	16-13
1993 Cincinnati	0	102-87	1	0	2	1-5	14-12
1994 Cincinnati	0	45-30	1	0	0	1-3	13-13
1995 Cincinnati	0	64-47	1	1	1	5-17	16-16
1996 Cincinnati	0	64-40	1	0	1	5-32	16-15
1997 Cincinnati	0	64-50	0	0	3	1-5	13-12
Career	1-0	434-325	5	2	9	13-62	88-81

McDonald's Single Game Highs

Tackles: 12 vs NE (12/12/93)

Sacks: 3 at TB (10/8/95)



BARRY MINTER

Linebacker

6-2 242

January 28, 1970

Tulsa

Bear season: 6 NFL Season: 6

Acquired via trade with Dallas in 1993



PRO CAREER: Posted career-highs in tackles (134), sacks (6), fumble recoveries (3) and starts (16) in 1997 at weakside linebacker...Started final seven games of '96 at middle linebacker for injured Cox and finished with over 100 tackles (106) for first time in career...Played every game in '95 for first time in career...Returned first regular season interception vs. Pittsburgh (11/5/95) two yards for touchdown.

1997 SEASON: Finished tied for team lead in sacks (6) and fumble recoveries (3)...Finished third with career-high 134 tackles...Started every game for first time in career...Opened season with seven tackles, one fumble recovery and a pass break-up at GB (9/1)...Tied for team lead with nine tackles and a sack (6) at Dal (9/28)...Led team with season-high 14 tackles, including two sacks (10), vs NO (10/5)...Recorded seven tackles, one sack and forced fumble leading to game winning field goal in overtime at Mia (10/27)...Recorded 12 tackles, eight solo, at Min (11/9)...Recorded 11 tackles and a sack (8) vs NYJ (11/16)...Had final sack of season at Det (11/27) along with seven tackles...Recorded 13 tackles in win vs Buf (12/7). **Games played-started:** 16-16

PREVIOUS SEASONS: 1996 — Fourth leading tackler with 106...Sixth leading tackler on special teams with 15...Played middle linebacker in nickel situations for first nine games and started in the middle over the final seven for injured Cox (thumb)...Recorded double-digit tackles in all but one of the seven games he started...Two tackles and an interception (five yards) vs Oak (9/29)... Five stops vs GB (10/6)...Forced a fumble with three defensive tackles and four special teams tackles at Min (10/28)...Led team with 14 stops in first start at Den (11/10)...13 tackles, six solo, and a pass defense at KC (11/17)...Recorded 13 stops and first career partial sack (1.5 yards) vs Det (11/24)...10 tackles and a sack (eight yards) at GB (12/1)...Nine tackles, four solo, vs StL (12/8)...Led team with 15 tackles and a pass break-up vs SD (12/14)...Finished season with 11 tackles at TB (12/22). **1995** — Used as nickel linebacker and finished fifth on club with 99 tackles...Nine stops in Opaner vs. Min (9/3)...Played entire fourth quarter at TB (9/17) as both Cox and Cain were injured. Had two solo tackles...Started vs. Hou (10/22) as Bears used nickel package. Finished with nine stops...Eight tackles, one pass defended, and one forced fumble at Min (10/30)...Interception and two-yard return for a TD and career-best 19 stops and 16 solo vs. Pit (11/5)...Started vs. Det (11/19) and recorded team-high 12 tackles before leaving game with separated shoulder...Played only on special teams following week at NYG (11/26)...Returned to starting line-up on Monday night at Det (12/4) and made nine stops...Five solos and nine tackles vs. TB (12/17)...Six special teams tackles. **1994** — Middle linebacker in nickel package...Led Bears in tackles last five games and in playoffs in '94 despite making just one start...Twisted ankle at Phil



The Players

(9/12)...Inactive three of next four games...Saw significant action at Mia (11/13) and vs. Det (11/20) recording six tackles in each game...Eight stops, five solo, at Ariz (11/27)...Started at Min (12/1) and finished with seven stops and four passes defended as Bears used nickel package...Career-best nine tackles, five solo, at GB (12/11)...Seven stops vs. Rams (12/18)...Led Bears in playoffs with 21 tackles...Played majority of game at Min (1/1/95) as Bears used nickel package. Led team with 15 stops, 10 solo. First pro interception in second quarter off Moon...Six stops, five solo, and forced fumble at SF (1/7/95). **1993** — Obtained in pre-season trade with Vinson Smith and draft choice for Roper, Blackwell, and Paul (8/17)...Inactive first two games before seeing limited action vs. TB (9/26)...Active, but did not play vs. Atl (10/3)...Inactive for next 10 games...Played on special teams vs. Det (12/26)...Inactive at Rams (1/2)...Drafted by Dallas in seventh round (168th overall).

COLLEGIATE, PERSONAL: Ended college career with 261 tackles and seven sacks...Returned two of six interceptions for TDs...Six 10-plus tackle games as senior...16 stops and 74-yard interception vs. SMU earned Player of the Week honors...Started 10 games as junior finishing second with 89 stops despite missing one game with knee injury...Recorded five sacks and 11 tackles-for-loss...Played in every game as sophomore finishing with 39 stops, one sack, two forced fumbles, and one interception...Played in eight games on special teams as freshman...Redshirted in '88...All-district honors in football and basketball and all-state as pole vaulter at Mt. Pleasant High in Texas...Working towards master's degree in educational leadership at DePaul University...Worked as a substitute teacher this past offseason...Married (Shawyna)...Daughters (Gia and Bari).

Minter's Pro Stats

	Int-Yds	Tkls-Solo	Force	Fum	Fum Rec	Pass Def	Sack-Yds	G-GS
1993 Bears	0	0-0	0	0	0	0	0	2-0
1994 Bears	0	49-27	0	0	0	4	0	13-1
1995 Bears	1-2	99-55	1	0	4	4	0	16-3
1996 Bears	1-5	106-56	1	0	4	4	1.5-10	16-7
1997 Bears	0	134-69	1	3	3	3	6-35	16-16
Career	2-7	388-207	3	3	15	7.5-45	63-27	
Playoffs	1-7	21-15	1	0	0	0-0	2-0	

Minter's Single Game Highs

Tackles: 19 vs. Pitt (11/5/95)

Solo: 16 vs. Pitt (11/5/95)

Passes Defended: 4 at Min (12/1/94)

Sacks: 2 vs NO (10/5/97)

MINT OF A DEAL

Bears linebacker **Barry Minter** is one of five players on the Bears' roster who was acquired via trade. Minter was originally a 7th-round draft choice (168th overall) by Dallas in 1993. The Cowboys sent Minter as well as LB Vinson Smith and a draft choice to the Bears for LB John Roper, TE Kelly Blackwell, and DB Marcus Paul in August, 1993.

Also acquired via trade by the Bears: DL **Shawn Lee** (from San Diego, for a 5th round draft pick in June 1998); WR **Chris Penn** (from Kansas City, for a 5th round draft pick last August); T **Jimmy Herndon** (from Jacksonville, for a 7th-round choice, also in 8-97); and QB **Rick Mirer** (from Seattle, with a 4th-round choice for a 1st-rounder in February 1997. RB **Darnell Autry** was drafted with the 4th-round pick from Seattle).

QB RATING

"Quarterback Rating" is the most complicated of the NFL's official statistics. The formula uses five factors: attempts, completions, gross yardage, touchdowns, and interceptions. It was designed so that a score of 100 would be great with 90 being very good, 80 being good — similar to an A-B-C grading scale. It is possible to score over 100, a feat that only 49ers' QB Steve Young accomplished in 1997 (104.7).

Here's the formula which works when entered into Microsoft Excel. Be careful, there are 196 characters which must be typed perfectly, without any spaces, in order for everything to calculate correctly:

=(ROUND((((MAX(MIN(2.375,(((B1*100)/A1)-30)*(0.05)),0))+((MAX(MIN(2.375,(((D1*100)/A1)*(0.2)),0))+((MAX(MIN(2.375,(((E1*100)/A1)-9.5)*(-0.25)),0))+((MAX(MIN(2.375,((C1/A1)-3)*(0.25)),0))*100)/6),1))

A1 = ATTEMPTS; B1 = COMPLETIONS; C1 = GROSS YARDS; D1 = TOUCHDOWNS; E1 = INTERCEPTIONS



The Players



RICK MIRER

Quarterback

6-3 215

March 19, 1970

Notre Dame

Bear season: 2 NFL Season: 6

Acquired via trade with Seattle in 1997



PRO CAREER: Acquired by Bears in a trade with Seattle (2/18/97) along with a fourth-round pick for Chicago's first round pick in 1997 (11th overall)...Ranks third all-time in Seahawk history in attempts (1,258), completions (678), yards (7,548), touchdowns (36), and interceptions (44)...Voted offensive captain by teammates in 1995...Voted NFL Offensive Rookie of the Year (*Football Digest*) and AFC Rookie of the Year (*USA Today*/NFL Players Association, UPI) in 1993.

1997 SEASON: Started three games in first season with Chicago and played in four others...Threw for 420 yards and rushed for 78 more including a touchdown...Opened season as back-up...Saw first action coming off bench in third quarter vs Det (9/14) completing 10 passes for 90 yards and rushing once for 14 yards...Started following three weeks...Completed 17 of 25 passes for 154 yards and two interceptions in start at NE (9/21)...Connected on 11 of 21 passes for 62 yards and an interception in start at Dal (9/28)...Completed seven passes for 58 yards and rushed four times for 14 yards before being replaced in second half vs NO (10/5)...Designated third quarterback in Weeks 7-13...Completed one of three passes for nine yards after entering game in fourth quarter vs Buf (12/7)...Played almost entire second half at StL (12/14) completing one of seven passes for eight yards and rushing five times for 28 yards with a season-long 20 yard gain...Connected on six of 10 passes (39 yards) and rushed for a touchdown in season finale at TB (12/21). **Games played-started:** 7-3

PREVIOUS SEASONS: 1996 — Started games 1-5 and 12-15...Led team in passing attempts (265) and completions (136) for fourth straight season...Passed for season-high 251 yards (41-24), including a career-long 60-yard strike to Joey Galloway, in Season Opener at SD (9/1). Rushed for 49 yards including a six-yard TD...Started vs Den (9/8), but played only in first half (coaches decision)...Scored sixth career rushing TD on one-yard dive vs KC (9/15) and threw for 159 yards (31-15)...Completed 12 of 17 passes for 118 yards and one touchdown in final two drives to erase a 10-point fourth quarter deficit at TB (9/22). Fifth career fourth quarter comeback...Hit 10 of 30 passes for 156 yards vs GB (9/29)...Did not play in following four games and missed starts in next six games yielding to John Friesz...Replaced injured Friesz in fourth quarter at Det (11/17) and completed five of seven passes for 52 yards...Returned to starting lineup vs Oak (11/24) completing 16 of 25 passes for 181 yards and a touchdown...Threw for 177 yards (28-13) with one touchdown and two interceptions at Den (12/1)...23-9-147 and one touchdown vs Buf (12/8)...Completed 16 of 31 attempts for 156 with one touchdown and interception at Jax (12/15). Finished game despite bruising his knee in the first half...Inactive with injured knee in season finale at Oak (12/22). **1995** — Voted offensive captain prior to season by teammates...Completed 53.5 percent of his passes for 2,564 yards, 13 touchdowns and 20 interceptions...Injured left shoulder at Den (12/10) forcing him to miss the second half and starts in the final two games of the season...Threw for 279 yards and two touchdowns vs Cin (9/17) in 24-21 win...Came back from being replaced at Ariz (10/29) to spearhead a three-game win streak vs NYG (11/5), at Jax (11/12) and at Wash (11/19). Completed 53-of-94 passes (56.4%) for 682 yards with six touchdown and four interceptions...Threw for 169 yards and rushed seven times for 40 yards, including a 12-yard touchdown run, vs Phil (12/3). **1994** — Started first 13 games before breaking left thumb vs Ind (12/4)...Surgery 12/5...Inactive at Hou (12/11) and vs LA Rai (12/18)...Placed on IR for final game of season...Second on team in rushing with 153 yards on 34 carries...Set Seahawk season record and tied Joe Montana for NFL lead with a 1.8 interception percentage...Did not throw an interception until third game of season...Threw two interceptions only once, vs Den (10/9), all year...Completed 60.7 percent of his passes (28-17) for 183 yards and a touchdown in Season Opening win at Wash (9/4)...Connected on 19-of-26 passes for 242 yards and a personal best three touchdowns at LA Rai (9/11)...Led Seahawks to consecutive fourth quarter comeback wins over Tampa Bay and Kansas City...Marched Seattle 77 yards in 12 plays for the game-winning touchdown with 42 seconds remaining vs TB



The Players

(11/20)...Led Seattle to 10 points in fourth quarter in 10-9 win vs KC (11/27). **1993** — Set NFL rookie records for attempts (486), completions (274) and yards (2,833)...Set Seahawk rookie records for touchdowns (12), completion percentage (56.4%) and rating (67.0)...Led all AFC quarterbacks and set Seahawk quarterback single-season mark rushing for 343 yards in 68 carries...Only third rookie quarterback since AFL-NFL merger in 1970 to start every game (New England's Jim Plunkett, 1971; Buffalo's Joe Ferguson, 1973)...Only sixth rookie quarterback in league history to improve team's win total from previous season by four...Completed 20-of-27 passes (74.1%) in first pro game at SD (9/5)...Hit 12-of-16 receivers (75%) for 117 yards and first NFL touchdown in win at NE (9/19)...Earned AFC Offensive Player of the Week honors after throwing for 282 yards (40-25) and a touchdown vs SD (10/3)...Threw game-winning touchdown pass with 25 seconds left in 10-9 victory vs NE...Threw for career-high 287 yards (30-18) vs KC (12/5)...Finished rookie campaign with 140 yards passing (30-19) and two touchdowns at KC (1/2)...Originally drafted second overall in draft.

COLLEGIATE, PERSONAL: Three-year starter and team captain as a senior for Notre Dame...Second-team All-America selection by *Football News*...Ranks second in Irish history with 41 touchdown passes, 377 completions, 698 attempts and 5,997 yards...Rushed for 694 yards and 17 touchdowns...Compiled a 29-7-1 record as a starter including a 2-1 mark in bowl games...Threw for 1,876 yards (234-120) with 15 touchdowns and six interceptions as a senior...Set single-season record with 18 touchdown passes and recorded personal best 2,117 passing yards as a junior...Played in East-West Shrine Game and Hula Bowl after graduation...Two-time all-state pick and Gatorade Circle of Champions Indiana Player of the Year as a senior at Goshen High School...Atlanta Touchdown Club's Bobby Dodd winner as the nation's high school quarterback of the year...Set state prep records with 44 touchdowns and 6,586 yards...Broke Jeff George's (now with Oakland) single season passing record with 3,973 yards as a senior, adding 30 touchdowns and 10 interceptions...Threw for 395 yards leading Goshen to state title as a senior...Received Academy of Achievement Award as the top high school football player in the country in 1989...Majored in marketing...Married (Stephanie).

Mirer's Pro Stats

	Att	Cmp	Yds	Pct	Lg	TD	Int	Rate	Rush	Yds	Avg	Lg	TD	G-GS
1993 Seattle	486	274	2,833	56.4	53	12	17	67.0	68	343	5.0	33	3	16-16
1994 Seattle	381	195	2,151	51.2	54	11	7	70.2	34	153	4.5	14	0	13-13
1995 Seattle	391	209	2,564	53.5	59	13	20	63.7	43	193	4.5	24	1	15-13
1996 Seattle	265	136	1,546	51.3	60	5	12	56.6	33	191	5.8	33	2	11-9
1997 Bears	103	53	420	51.5	34	0	6	37.7	20	78	3.9	20	1	7-3
NFL Career	1,626	867	9,514	53.3	60	41	62	63.4	198	958	4.8	33	7	62-54

Mirer's Single Game Highs

Attempts: 43 vs NE (10/24/93)
Yards Passing: 287 vs KC (12/5/93)

Interceptions: 4 vs GB (9/29/96)
Rush Yards: 52 at LA Raiders (12/12/93)

Completions: 25 vs SD (10/3/93)

TDs: 3 at LA Raiders (9/11/94)

Long Pass: 60 at SD (9/1/96)

Long Rush: 33 vs Pitt (12/26/93); vs KC (9/15/96)

CHICAGO BEARS FAN CLUB

Bears fans are invited to join the official fan club of the Chicago Bears. The Fan Club boasts members from all fifty United States and thirty foreign countries, and club members receive merchandise, invitations to participate in activities during and after the season (always with reduced admission), and the opportunity for official Fan Club road trips to Bears games. This year's road trips—brought to the Fan Club with help from ATA Vacations—include games at Tampa Bay (September 20, 1998), at Arizona (in Phoenix; October 11, 1998), and at Atlanta (November 22, 1998).

During the offseason, the Second Annual Bears Fan Convention will take place at the Chicago Hilton & Towers (February 26-28, 1999). And, as always, Bears fans are invited to attend the 8th annual "Vacation in Bear-A-Dise" with 20+ current and former Bears players in Scottsdale, Arizona (March 17-21, 1999). The four-day event includes receptions, golfing, dinners, and an auction to benefit Bears Care.

For information on joining the Chicago Bears Fan Club, call **800 / 790 - BEAR**.



The Players

RICK MIRER GAME-BY-GAME

Seattle Seahawks

1993	W/L	Opponent	Att	Com	Yds	Pct.	TD	Int	Sak/Yd	Lg	Rush	Yds	Lg	TD
*9/5	L	at San Diego	27	20	154	74.1	0	1	4/13	21	3	36	19	0
*9/12	L	LA Raiders	22	14	149	63.6	0	2	5/29	25	5	27	11	0
*9/19	W	at New England	16	12	117	75.0	1	1	4/24	20	2	21	19	0
*9/26	W	at Cincinnati	30	18	181	60.0	0	0	2/15	24	9	17	5	0
*10/3	W	San Diego	40	25	282	62.5	1	0	2/12	39	3	15	12	1
*10/17	L	at Detroit	39	23	189	59.0	1	3	3/23	22	3	10	7	0
*10/24	W	New England	43	22	203	51.2	1	2	1/9	25	7	12	7	0
*10/31	L	at Denver	30	16	201	53.3	0	2	4/17	28	2	4	4	0
*11/7	L	at Houston	20	12	175	60.0	1	1	2/14	53	5	23	13	0
*11/14	W	Cleveland	27	11	114	40.7	1	0	2/10	23	2	(-3)	(-1)	0
*11/28	L	Denver	37	17	188	45.9	1	1	6/27	42	3	18	12	0
*12/5	L	Kansas City	30	18	287	60.0	0	2	3/12	45	2	19	15	0
*12/12	L	at LA Raiders	36	20	171	55.6	1	1	1/2	32	9	52	19	1
*12/19	L	Phoenix	30	15	165	50.0	1	0	2/12	40	5	18	9	1
*12/26	W	Pittsburgh	29	12	117	41.4	1	1	5/16	23	4	44	33	0
*1/2	L	at Kansas City	30	19	140	63.3	2	0	1/0	33	4	30	16	0
TOTALS			486	274	2,833	56.4	12	17	47/235	53	68	343	33	3

Seattle Seahawks

1994	W/L	Opponent	Att	Com	Yds	Pct.	TD	Int	Sak/Yd	Lg	Rush	Yds	Lg	TD
*9/4	W	at Washington	28	17	183	60.7	1	0	1/7	20	4	14	6	0
*9/11	W	at LA Raiders	26	19	242	73.1	3	0	1/7	40	4	14	9	0
*9/18	L	San Diego	36	20	163	55.6	0	1	6/35	17	4	18	12	0
*9/25	W	Pittsburgh	24	14	166	58.3	1	1	2/14	54	1	1	1	0
*10/2	L	at Indianapolis	38	20	186	52.6	1	1	3/12	30	2	21	14	0
*10/9	L	Denver	39	19	244	48.7	0	2	0	39	1	11	11	0
*10/23	L	at Kansas City	30	15	126	50.0	2	0	3/30	23	3	16	9	0
*10/30	L	at San Diego	30	15	177	50.0	0	0	3/6	21	3	7	7	0
*11/6	L	Cincinnati	32	13	181	40.6	0	0	3/11	41	1	12	12	0
*11/13	L	at Denver	29	10	133	34.5	0	0	2/2	51	3	7	4	0
*11/20	W	Tampa Bay	25	13	127	52.0	2	1	1/10	20	4	20	9	0
*11/27	W	Kansas City	31	15	195	48.4	0	0	2/11	34	3	4	6	0
*12/4	L	Indianapolis	13	5	28	38.5	1	1	0	18	1	8	8	0
12/11	W	at Houston	Inactive (Thumb)											
12/18	L	LA Raiders	Inactive (Thumb)											
12/24	L	at Cleveland	Injured Reserve (Thumb)											
TOTALS			381	195	2,151	51.2	11	7	27/145	54	34	153	14	0

Seattle Seahawks

1995	W/L	Opponent	Att	Com	Yds	Pct.	TD	Int	Sak/Yd	Lg	Rush	Yds	Lg	TD
*9/3	L	Kansas City	37	19	209	51.4	0	1	3/22	31	0	0	0	0
*9/10	L	at San Diego	29	13	127	44.8	1	2	2/16	20	3	19	12	0
*9/17	W	Cincinnati	30	21	270	70.0	2	1	2/16	50	7	16	11	0
*10/1	W	Denver	24	16	222	66.7	0	0	4/30	51	2	3	4	0
*10/8	L	at Oakland	33	15	236	45.5	1	2	2/9	35	2	3	3	0
*10/15	L	at Buffalo	34	15	218	44.1	1	3	4/28	54	1	3	3	0
*10/22	L	San Diego	26	17	216	65.4	1	3	7/39	41	5	32	17	0
10/29	L	at Arizona	2	0	0	0.0	0	2	0	1/5	0	0	0	0



The Players

*11/5	W	NY Giants	31	17	253	54.8	2	1	2/5	44	1	5	5	0
*11/12	W	at Jacksonville	31	18	244	58.1	2	1	2/9	38	7	27	11	0
*11/19	W	at Washington	32	18	185	56.3	2	2	2/12	59	5	33	24	0
*11/26	L	NY Jets	34	17	138	50.0	1	1	3/20	20	1	0	0	0
*12/3	W	Philadelphia	30	17	169	56.7	0	0	5/20	21	7	40	17	1
*12/10	W	at Denver	11	4	56	36.4	0	1	2/21	49	1	9	9	0
12/17	W	Oakland	Did Not Play (Shoulder)											
12/24	L	at Kansas City	7	2	12	28.6	0	0	2/1	9	1	3	3	0
TOTALS			391	209	2,564	53.5	13	20	42/255	59	43	193	24	1

Seattle Seahawks

<u>1996</u>	<u>W/L</u>	<u>Opponent</u>	<u>Att</u>	<u>Com</u>	<u>Yds</u>	<u>Pct.</u>	<u>TD</u>	<u>Int</u>	<u>Sak/Yd</u>	<u>Lg</u>	<u>Rush</u>	<u>Yds</u>	<u>Lg</u>	<u>TD</u>
*9/1	L	at San Diego	41	24	251	58.5	0	2	1/0	60	4	49	33	1
*9/8	L	Denver	11	7	53	63.6	0	1	2/10	16	2	2	3	0
*9/15	L	Kansas City	31	15	159	48.4	0	1	7/18	28	6	14	6	1
*9/22	W	at Tampa Bay	37	20	209	54.1	1	1	3/11	21	5	32	14	0
*9/29	L	Green Bay	30	10	156	33.3	0	4	1/1	33	2	17	9	0
10/6	W	at Miami	Did Not Play											
10/17	L	at Kansas City	Did Not Play											
10/27	W	Sandiego	Did Not Play											
11/3	W	Houston	Did Not Play											
11/10	W	Minnesota	1	1	5	100.0	0	0	0	5	2	(-2)	(-1)	0
11/17	L	at Detroit	7	5	52	71.4	0	0	0	19	0	0	0	0
*11/24	L	Oakland	25	16	181	64.0	1	0	3/15	42	6	33	24	0
*12/1	L	at Denver	28	13	177	46.4	1	2	1/5	43	4	31	13	0
*12/8	W	Buffalo	23	9	147	39.1	1	0	2/15	56	2	15	14	0
*12/15	L	at Jacksonville	31	16	156	51.6	1	1	2/9	23	0	0	0	0
12/22	W	at Oakland	Inactive											
TOTALS			265	136	1,546	51.3	5	12	22/84	60	33	191	33	2

Chicago Bears

<u>1997</u>	<u>W/L</u>	<u>Opponent</u>	<u>Att</u>	<u>Com</u>	<u>Yds</u>	<u>Pct.</u>	<u>TD</u>	<u>Int</u>	<u>Sak/Yd</u>	<u>Lg</u>	<u>Rush</u>	<u>Yds</u>	<u>Lg</u>	<u>TD</u>
9/1	L	at Green Bay	Did Not Play											
9/7	L	Minnesota	Did Not Play											
9/14	L	Detroit	21	10	90	47.6	0	1	2/15	18	4	14	9	0
*9/21	L	at New England	25	17	154	68.0	0	2	5/34	34	2	13	10	0
*9/28	L	at Dallas	21	11	62	52.4	0	1	4/10	18	0	0	0	0
*10/5	L	New Orleans	16	7	58	43.8	0	0	3/16	24	4	18	14	0
10/12	L	Green Bay	Third Quarterback											
10/27	W	at Miami	Third Quarterback											
11/2	L	Washington	Third Quarterback											
11/9	L	at Minnesota	Third Quarterback											
11/16	L	New York Jets	Third Quarterback											
11/23	W	Tampa Bay	Third Quarterback											
11/27	L	at Detroit	Third Quarterback											
12/7	W	Buffalo	3	1	9	33.3	0	0	0/0	9	1	(-1)	(-1)	0
12/14	W	at St. Louis	7	1	8	14.3	0	1	1/5	8	5	28	20	0
12/21	L	at Tampa Bay	10	6	39	60.0	0	1	0/0	14	4	6	3	1
TOTALS			103	53	420	51.5	0	6	16/92	34	20	78	20	1

(* Denotes Mirer started the game)



The Players



CHRIS PENN

Wide Receiver

6-0 198

April 20, 1971

Tulsa

Bear season: 2 NFL Season: 5

Acquired via trade with Kansas City in 1997



PRO CAREER: Acquired in trade with Kansas City (8/24/97) for a 1998 fifth-round draft pick...Leading receiver for Chiefs in 1996 with 628 yards and five touchdowns.

1997 SEASON: Finished second on team in receiving with 47 catches for 576 yards and three touchdowns...Played in 14 games, starting four...Led team in receiving with seven catches for 77 yards vs GB (10/12)...Inactive in Week 10 because of concussion sustained vs Wash (11/2)...Equalled career-high with seven catches (85 yards) in first start for Bears vs NYJ (11/16)...Led team following week in starting role with six catches for 53 yards vs TB (11/23)...Started vs Buf (12/7) catching three balls for 41 yards...Three catches for 40 yards in start at StL (12/14)...Inactive for season finale with ankle injury.
Games played-started: 14-4

PREVIOUS SEASONS: **1996** — Enjoyed best season in NFL starting all 16 games and ranking second on Chiefs with 49 catches for 628 yards and five touchdowns...Returned 14 punts for 148 yards...Caught one pass for five yards in first NFL start at Hou (9/1)...Scored first two touchdowns of NFL career at Sea (9/15) and returned five punts for 65 yards...Caught five balls for 55 yards vs Broncos (9/22)...Career-high seven catches for 80 yards vs Pit (10/7)...Led club with five catches for 71 yards and a touchdown vs Chi (11/17)...Recorded six catches, one touchdown and a career-high 90 yards vs SD (11/24). **1995**— Played in two contests with one catch for 12 yards vs Den, 12/17...Returned two kickoffs for 26 yards and four punts for 12 yards...Suffered ankle injury near the end of training camp hampering progress...Inactive for 14 regular season games and playoff contest. **1994**— Appeared in eight games as a rookie, finishing with three catches for 24 yards...Returned nine kickoffs for 21.6 yard average...Inactive for eight games and all of playoffs... Caught first NFL pass for five yards from Joe Montana at SD (10/9)...Originally drafted in third round by Kansas City.

COLLEGIATE, PERSONAL: Played just two seasons at Tulsa, but ranks third on school's all-time reception list with 142...Ranks fourth in receiving yards with 2,370...Scored 17 touchdowns in two years...As a senior, he led the nation in receptions per game (9.55) and receiving yards per game (143.5)...Caught 105 passes for 1,578 yards and 1 touchdown...Recorded eight games with 100 yards or more and eclipsed 200 yards in three contests...Sat out 1992 season after leading Tulsa in '91 with 37 receptions for 792 yards and five scores...Lettered twice at Northwestern Oklahoma A&M before transferring to Tulsa...Lettered three times on Lenapah (Okla) High School's eight-man football team...Caught 73 passes for 1,500 yards as a senior...Also lettered in baseball and basketball...Single.

Penn's Pro Stats

	Rec	Yds	Avg	Lg	TD	KOR	Yds	Avg	Lg	TD	G-GS
1994 Kansas City	3	24	8.0	13	0	9	194	21.6	34	0	8-0
1995 Kansas City	1	12	12	12	0	2	26	13.0	25	0	2-0
1996 Kansas City	49	628	12.8	22	5	0	0	0	0	0	16-16
1997 Chicago	47	576	12.3	33	3	0	0	0	0	0	14-4
Career	100	1,240	12.4	33	8	11	220	20.0	34	0	40-20

* One rush for (-1) yard in 1997

Penn's Single Game Highs

Receptions: 7 Last: vs NYJ (11/16/97)

Long rec: 33 at Det (11/27/97)

Most punt returns: 5 Last: vs Chi (11/17/96)

Long punt return: 20 vs Sea (9/15/96)

Rec. yards: 90 vs SD (11/24/96)

Receiving TDs: 2 vs Sea (9/15/96)

Punt return yards: 65 vs Sea (9/15/96)



The Players



TODD PERRY

Guard

6-5 308

November 28, 1970

Kentucky

Bear season: 6 NFL Season: 6

Acquired in 4th round of 1993 draft



PRO CAREER: Starting left guard for past three seasons (1995-97)...Started three and played in 13 games at right guard as rookie.

1997 SEASON: Fought injuries, but started 11 contests...Pulled hamstring in fourth quarter at GB (9/1) and missed following four contests...Returned to starting line-up vs NO (10/5)...Injured left thigh in first quarter vs TB (11/23) forcing him from game after playing one additional series...Returned to left guard spot next week at Det (11/27)...Placed on IR (12/19) with lower back injury prior to season finale. **Games played-started:** 11-11

PREVIOUS SEASONS: **1996** — Started all 16 games at left guard. **1995** — Started 15 games at left guard...Injured leg at TB (9/17) and missed fourth quarter...Inactive following week at StL (9/24)...Returned vs. Car (10/3)...Earned game ball at NYG (11/26) as Bears rushed for 143 yards and allowed just one sack. **1994** — Played in 10 of first 11 games (except vs. GB, 10/31) on special teams or in goalline situation as "third tackle"...Saw second-half action at NYJ (9/25) for injured Bortz...Played left guard when Bortz was injured in first quarter at Ariz (11/27)...Started at left guard for final four games of the season and both playoff games. **1993** — Did not play in first two games before contributing on special teams...Started at right guard for injured Wojciechowski on three-game road trip: SD, KC, Det...Drafted in fourth round (97th overall).

COLLEGIATE, PERSONAL: Started 37 of 43 games at left guard...Three-time academic all-Southeast conference selection...Started every game as senior at left guard...Led a rushing attack which averaged 172.2 yards per game...First team all-SEC honors by *Football News*; second-team all-league by Associated Press...Played in Japan, Senior, and East-West games...Named "outstanding offensive lineman" by his teammates while starting every game at left guard in junior year...Played in every game, including ten starts, as sophomore...Played in ten games, starting the last six of freshman season...Redshirt as true freshman in 1988...All-state honorable mention as junior and senior at North Hardin High in Elizabethtown, KY...Missed eight games as senior with knee injury...Led team to 22-8 record in final three seasons...Member of National Honor Society who served as Special Olympics volunteer and regular visitor to Veterans Administration Hospital...District heavyweight wrestling champion...Biology major...Brother (Mark) is freshman offensive guard at Northwestern; brother (Matthew) plays at Western Kentucky...Married (Heidi)...Son (Tyler) and daughter (Alexandra).

Perry's Pro Stats

Games-Starts: 54-33 — 1993 (13-3); 1994 (15-4); 1995 (15-15); 1996. (16-16); 1997 (11-11)

Playoffs: 2-2

NFL'S TOUGHEST SCHEDULE IN '97

The Bears knew their 1997 schedule would be a tough one when the season began, but one fact wasn't determined for certain until the season ended: Chicago played the most difficult schedule in the NFL last season. Chicago's opponents compiled a 141-114-1 record in '97, for a winning percentage of .553. The closest schedule in difficulty was Buffalo's (.551); followed by Indianapolis and St. Louis (.543). The New York Giants played the "easiest" slate in the league, with opponents posting a 110-141-5 mark (.439); followed by the Jets (.443), and Green Bay (.455).



The Players



CARL REEVES

Defensive End


6-4 270

December 17, 1971

North Carolina State

Bear season: 3 NFL Season: 3

Acquired in 6th round of 1995 draft



PRO CAREER: Enjoyed best NFL season in 1997 with 10 starts at right end and 52 tackles...Spent spring of 1997 playing for WLAF's Barcelona Dragons before suffering a broken wrist...Missed entire rookie campaign due to a dehydration and related problems suffered in pre-training camp workouts.

1997 SEASON: Started 10 games at right end for injured Alonzo Spellman...Finished with career-highs in tackles (52), fumble recoveries (1) and sacks (.5)...Led defensive line with seven tackles in first career start at Dal (9/28)...Recorded two tackles and recovered a fumble leading to the game winning field goal at Mia (10/27)...Recorded seven tackles in home games vs Wash (11/2) and vs NYJ (11/16)...Career-high eight tackles, four solo, vs TB (11/23)...Recorded three tackles and first half-sack of career at StL (12/14). **Games played-started:** 15-10

PREVIOUS SEASONS: **1996** — Finished with five tackles in five games...Inactive first three games of season...Played in next four games...First NFL tackle at Det (9/22)...Career-high four tackles and a forced fumble vs GB (10/6)...Dressed but did not play at Min (10/28)...Inactive vs TB (11/3)...Dressed but did not play at Den (11/10)...Saw limited action at KC (11/17)...Inactive for final five weeks. **1995** — Suffered severe dehydration during pre-training camp workouts...Placed on IR (8/22) for remainder of season...Drafted in sixth round (198th overall).

COLLEGIATE, PERSONAL: Second best sack total in school history (22.5) and career leader with 45 tackles for loss...Totalled 205 tackles in 37 career games...Earned all-ACC second-team honors after finishing fifth in conference with 14 tackles for loss as a senior...Had six sacks to rank sixth in ACC...Third on team with 77 tackles...Had nine QB pressures...Named NC State MVP as senior; also team captain...ACC Defensive Lineman of Week after registering 16 tackles vs. Duke...Had 14 tackles including three for-losses against North Carolina...Had seven tackles 1.5 sacks and only career interception vs. Louisville...Broke leg in final scrimmage prior to junior season but returned for final four games and Hall of Fame Bowl...All-state choice at North Durham (NC) High after registering 17 sacks and leading team to 12-1 mark as senior...Business management major...Married (Iris)...Daughter (Deja).

Reeves' Pro Stats

	Int-Yds	Tkls-Solo	Force	Fum	Fum Rec	Pass Def	Sack-Yds	G-GS
1996	0	5-1	1	0	0	0	0	5-0
1997	0	52-24	0	1	0	0	.5-1.5	15-10
Career	0	57-25	1	1	0	0	.5-1.5	20-10

Reeves' Single Game Highs

Tackles: 8 vs TB (11/23/97)

Solo: 4 vs TB (11/23/97)

CONWAY MOVIN' ON UP

Bears wideout **Curtis Conway** missed seven games with a broken collarbone in 1997, but still moved into the Top Ten in Bears history in receptions and receiving yards. Conway began the season 12th with 2,863 yards receiving, and his 476 yards last season give him 3,339—surpassing **Wendell Davis**, **Jim Keane**, **Jim Dooley**, and **James Scott**—good for eighth all-time. Should Conway gain 312 yards in 1998, he'll move into 5th on the all-time list. He needs 1,164 yards for fourth place.

Conway started '97 with 201 catches—11th all-time—and surpassed **Keane**, **Davis**, **Dooley**, and **Harlon Hill** with his 30 grabs to move into 7th with 231. Conway can jump to 4th all-time with 72 catches in 1998. 29 grabs will move him into 5th; 86 would bump Conway to third, passing Mike Ditka.

The Bears were 3-0 in Conway's 100-yard receiving games in 1997 (at Miami, vs. Buffalo, and at St. Louis).



The Players



MARCUS ROBINSON

Wide Receiver

6-3 215

February 27, 1975

South Carolina

Bear season: 1 NFL Season: 1

Acquired in 4th round of 1997 draft



PRO CAREER: Injured thumb at the start of 1997 season and placed on IR (9/24/97).

1997 SEASON: Caught 11 balls for 123 yards and a touchdown in pre-season...Placed on IR (9/24) with injured thumb...Caught 41 passes for 925 yards and six TDs for Rhein Fire of NFL Europe...Named offensive MVP of Europe League...Led Fire to World Bowl title...Originally drafted in fourth round (108th overall).

COLLEGIATE, PERSONAL: Performed in both football and track for South Carolina...Caught 37 passes in career as a Gamecock...Played in ten games as a senior, starting the final six contests...Caught 21 passes for 505 yards (24.0 avg) and one touchdown...Made 5 catches for 189 yards in his first career start vs Mississippi State; 189 yards rank second on the school's single game record list...Appeared in 8 games as a junior, catching 2 passes for 59 yards...Played in nine games as a sophomore, finishing with 63 yards and one TD on 11 catches...Played in nine games as a true freshman...Made 3 catches for 47 yards...Earned track all-American honors as junior at South Carolina...Set school indoor record in 200 meter (21.14); ninth in NCAA...Second in 100 and 200 meters at SEC outdoor championships...All-American and all-state selection as receiver, free safety and punter at Peach County High in Ft. Valley, GA...Also won regional titles in 100 and 200 meter runs...English major...Single.



TODD SAUERBRUN

Punter

5-10 204

January 4, 1973

West Virginia

Bear season: 4 NFL Season: 4

Acquired in 2nd round of 1995 draft



PRO CAREER: Punted career-high 95 times in 1997...Tied for sixth in NFL with 44.8 yard punting average in 1996...Splits kickoff duties with Jeff Jaeger.

1997 SEASON: Finished season strong with 17 punts inside-the-20 and only two touchbacks after bye-week...Dropped career-high 26 punts inside-20 with 11 touchbacks on the season...Finished seventh on special teams with nine tackles...Averaged 48.2 yards on six punts and converted a two-point conversion pass to Jim Flanigan after a muffed PAT at GB (9/1)...Punted career-high 12 times for 43.7 average vs NO (10/5)...Dropped three of four punts inside-20 with a 45 yard average at Min (11/9)...Suffered slight concussion vs NYJ (11/16) and missed first punt play since rookie season...Averaged 53.6 yards on five punts with a season-long 67-yard boot at Det (11/27)...Made touchdown saving tackle after blocked field goal at StL (12/14). **Games played-started:** 16-0



The Players

PREVIOUS SEASONS: **1996** — UPI all-NFC second team punter...His 44.8 gross yard punting average was the second highest season mark in Bears history...Completed both of his passing attempts on fake punts for 63 yards and two first downs and rushed for a third first down...Recorded NFC's longest punt of season with a 72-yard effort at Wash (9/8)...Opened season grossing career-high 53.3 yard average in three attempts vs Dal (9/1). Connected with R.Harris on a 47-yard pass play on fake punt...Career-high 358 yards punting in seven attempts (51.1 avg), dropping two in-the-20, and two touchbacks on three kickoffs vs Min (9/15)...Grossed 52.7 yard avg. on three punts vs GB (10/6). Completed 16-yard pass to Ingram on fake punt...Seven punts for 49.7 yard avg. and a long of 60 at KC (11/17)...Dropped two of five attempts in-the-20 for 43.4 yard avg. vs STL. **1995** — Five punts for 38.4 yards including 52-yard long and six kickoffs for two TBs in Season Opener vs. Min (9/3)...Kicked all three punts in-the-20 vs. GB (9/11)...Season-long 61-yarder in five punts at TB (9/17)...Season-high seven punts for 277 yards and two in-the-20 vs. Car (10/8)...Three touchbacks on seven kickoffs and one 29-yard punt in-the-20 at Jax (10/15)...Won punt-off vs. Mitch Berger and kicked four times for 41.8 gross at GB (11/12)...Inactive as Pat O'Neill punted vs. Det (11/19)...Regained punting duties following week at NYG (11/26) with 42.0 avg. and 50-yard long on five punts and one touchback on five kickoffs...Drafted in second round (56th overall).

COLLEGIATE, PERSONAL: Premier specialist in college football...Holds school record with 46.2 yard average which broke NCAA-1A mark of 45.6 avg. by Iowa's Reggie Roby (1979-82)...Also an effective kickoff weapon; 115 of 215 were not returned...Unanimous all-American and all-Big East first team pick as a senior...Led nation as he set record with 72 punts for 3,486 yards (48.4 avg.), topping previous single season mark of 48.2 by Vanderbilt's Ricky Anderson in 1984...Had 32 punts for 50+ yards, breaking record of 31 by Wake Forest's Chuck Ramsey in 1972...Averaged 45.1 yards and kicked 62-yard FG as senior at Ward Melville H.S. in Setauket, NY...Also one of state's top prep lacrosse players...Physical education major...Married (Marla)...Daughter (Brooke).

Sauerbrun's Pro Stats

	Punts	Yds	Avg	TB	In-20	Lg	Blk	Net	G
1995	55	2080	37.8	6	16	61	0	31.1	15
1996	78	3491	44.8	12	15	72	0	34.9	16
1997	95	4059	42.7	11	26	67	0	32.8	16
Career	228	9630	42.2	29	57	72	0	33.1	47

Also: Kickoffs - Touchbacks: 158-22 — 1995 (65-6), 1996 (61-9), 1997 (32-7)

Passing : 2-2-63 in 1996, Converted two-point conversion pass in 1997

Rushing: 1-3 in 1996, 2-8 in 1997

SCORING STREAK

The Chicago Bears have scored in every game this decade, last being shutout in the 1989 season finale in San Francisco, 26-0. The streak of 128 straight games (133 including playoffs) is third-best in the NFL, but more than 11 seasons behind the 49ers. San Francisco has scored in every game for nearly two decades. The Bears and Oilers began their streaks within a month of one another.

New Orleans had the second-longest streak heading into the '97 season, and Miami the third. However, the Saints suffered back-to-back shutouts in October, and Miami was shut out in Indianapolis in Week 15.


Team	Reg. season	Playoff	Total	Last time shut out / score
San Francisco	323	31	354	Oct. 9, 1977 vs. Atlanta (0-7)
Houston/Tennessee	132	6	138	Nov. 26, 1989 at Kansas City (0-34)
CHICAGO	128	5	133	Dec. 24, 1989 at San Francisco (0-26)

Two streaks broken in 1997

New Orleans	216	4	220	Dec. 4, 1983 vs. New England (0-7)
Miami	162	7	169	Oct. 19, 1997 vs. Carolina (0-13)
				Nov. 29, 1987 at Buffalo (0-27)
				Dec. 14, 1997 at Indianapolis (0-41)



The Players



CARL SIMPSON

Defensive Tackle / End

6-2 292

April 18, 1970

Florida State

Bear season: 6 NFL Season: 6

Acquired in 2nd round of 1993 draft



PRO CAREER: Started 32 straight games (1996-97) after starting 15 games in first three years.

1997 SEASON: Finished second on defensive line with 61 tackles and career-high 4.5 sacks...Led defensive line with career-high five pass defenses...Tops on line with six tackles and a half-sack in opener at GB (9/1)...Recorded seven tackles and a sack at Dal (9/28)...Led defensive line with six tackles and a sack at Min (11/9)...Knocked down two passes along with four tackles and a sack vs TB (11/23)...Recorded three tackles, two for losses, and a sack at Det (11/27). **Games played-started:** 16-16

PREVIOUS SEASONS: **1996** — Only defensive lineman to start all 16 games...Finished third among linemen with 76 tackles...Recorded five stops in Season Opener vs Dal (9/2)...Seven tackles, one for a loss, and a sack (seven yards) at Det (9/22)...Career-high 10 stops, one forced fumble and two fumble recoveries at NO (10/13)...Six tackles, one for a loss, at KC (11/17)...Recorded a partial sack and two tackles vs Det (11/24)...Seven stops, three solo, at GB (12/1)...Recorded six tackles in season finale at TB (12/22). **1995** — Rotated entire season with Flanigan and Zorich...Started in Opener and recorded three tackles vs. Min (9/3)...Four tackles, two solo, and two fumble recoveries at TB (9/17)...Started at right end vs. Pitt (11/5) and recorded season-high five tackles, three solo, one forced fumble, and 10-yard sack...Starting right end at NYG (11/26) and matched season-high with five stops. **1994** — Started first two games of season and totaled four tackles...Inactive vs. Min (9/18) with sore hip...Played at NYJ (9/25), but did not start...Played three-plus quarters at TB (11/6) when Spellman was ejected...Returned to starting line-up at Mia (11/13) and recorded career-high eight stops, four solo...Six tackles at Min (12/1)...One stop at GB (12/11)...Rotated for Zorich and Fontenot vs. Rams (12/18)...Started vs. NE (12/24) and registered three solo stops...Started at tackle and finished with four stops at Min (1/1/95)...Tied for third with seven tackles at SF (1/7/95). **1993** — Played in first two games, inactive for next five, and played in last nine spelling Zorich and McMichael...Blocked first quarter field goal at SD (11/14)...Half-sack at KC (11/21)...Two tackles at Rams (1/2)...Post-season scope on left knee (2/3/94)...Drafted in second round (35th overall).

COLLEGIATE CAREER: Made transitions from tight end to defensive end to defensive tackle...Two-year starter for Seminoles...First-team all-ACC in final season...Led FSU linemen with 65 tackles, nine sacks, and five tackles-for-loss...10-tackles, sack, and one for-loss vs. Miami...Played in all 12 games of junior season finishing with 53 tackles...His 11 sacks were most by a Seminole in 15 years...Eight tackles and three sacks against Miami...Made switch from tight end to defensive end as sophomore and recorded 30 tackles, four fumble recoveries, and 1.5 sacks...Fumble recovery vs. Miami, sack vs. Florida...Saw limited action as freshman reserve tight end...Redshirted as true freshman in 1988...All-state honorable mention as defensive tackle and tight end at Appling County High in Georgia...Had 19 receptions for 254 yards as senior...Set school mark in shot put...Graduated with degree in criminology; is working on double major in sociology...Aspires to work as FBI agent after football career...Married (Jackie).





The Players

Simpson's Pro Stats

	Int-Yds	Tkls-Solo	Force	Fum	Fum Rec	Pass Def	Sack-Yds	G-GS
1993	0	7-2	0	0	0	1	0.5-5	11-0
1994	0	42-21	0	0	0	0	0	15-8
1995	0	37-19	1	2	2	0	1-10	16-7
1996	0	76-36	1	2	2	2	1.5-9	16-16
1997	0	61-26	0	0	5	5	4.5-30	16-16
Career	0	223-104	2	4	8	8	7.5-54	74-47
Playoffs	0	11-3	0	0	0	0	0-0	2-2

Simpson's Single Game Highs

Tackles: 10 at NO (10/13/96)

Solos: 4 Last: vs Wash (11/2/97)



ERIC SMITH

Wide Receiver

5-11 183

September 15, 1971

LSU

Bear season: 2 NFL Season: 2

Claimed off waivers in 1997



PRO CAREER: Saw first NFL action with Bears in 1997...Played in World League (now NFL Europe League) in 1997 for the Scottish Claymores.

1997 SEASON: Signed to Bears practice squad (8/27) and moved up to active roster (9/23)...Played in seven games, inactive for five others...Spent training camp with Kansas City before being waived in cutdown to 60...Played in first NFL game at Dal (9/28) and caught one pass for 12 yards...Inactive the next four weeks...Recorded first career rush for 12 yards at Min (11/9) and added one catch for 10 yards...Returned six kicks for 119 yards in season finale at TB (12/21). **Games played-started:** 7-0

PREVIOUS SEASONS: **1996** — Spent first five weeks of season on Kansas City's practice squad...Injured in car accident on the way to practice and spent remainder of season recovering from injuries...Originally signed as an undrafted free agent by Chiefs.

COLLEGIATE, PERSONAL: Played one season at LSU in 1994 after transferring from Northwest Mississippi Junior College...Played in all 10 games at LSU with one start...Caught 13 passes for 189 yards and a touchdown...Played two seasons for Northwest Mississippi (1991-92) catching 104 passes for 2,316 yards and 17 touchdowns...Leading JUCO receiver in 1992 with 68 catches for 1,561 yards and 10 touchdowns...Lettered three times in football and track at Vero Beach (Fla.) High School...Single.

Smith's Pro Stats

	Rec	Yds	Avg	Lg	TD	KOR	Yds	Avg	Lg	TD	G-GS
1997 Chicago	2	22	11.0	12	0	10	196	19.6	28	0	7-0
Career	2	22	11.0	12	0	10	196	19.6	28	0	7-0

* One rush for 12 yards in 1997



The Players

HALAS HALL at CONWAY PARK

The Chicago Bears moved into **Halas Hall at Conway Park** on March 3, 1997. The 38-acre complex is located in Lake Forest on Route 60 just east of the Tri-State Tollway, approximately four miles from the former Halas Hall. The building is dedicated to Bears founder, President and Coach **George Halas**. The original Halas Hall, on the Lake Forest College campus, was dedicated by Coach Halas in the name of his son, Mugs, in 1979.

The modern complex includes a 100,000 square foot office building, indoor practice facility, and 2 1/2 outdoor practice fields, surrounded by a jogging path. The remaining land will be unused, allowing the team flexibility for future expansion. One of the two 100-yard outdoor fields is equipped with 14 miles of underground heating tubes, enabling the grass to remain soft and growing into early winter, as well as five miles of drain tubing that can capture and disperse nine inches of rainfall per hour, and 2.5 miles of cooling pipes for the grass roots. The indoor facility is a rigid structure, as opposed to the inflated "bubble" the team used from 1990-96, and includes a full 100-yard field, an all-purpose floor for basketball, and a racquetball court. The structure is 85 feet high, 200 feet wide, and 400 feet long—20 feet higher and 140 feet longer than the Bubble. Remote controlled video cameras film the action below for coaches' use.

The building sits on a wetlands site; the architect chose an open-feeling design with features reminiscent of Frank Lloyd Wright's work. Halas Hall itself covers just three acres of the property, while wetlands cover six. The east side cladding of the building is 83,000 linear feet of cedar, while the west side is constructed of precast panels. The panels were made by an architectural precasting firm that laid rough sawn cedar in the casting beds. When the panels dried, the cedar was stripped from the concrete, giving the panels their board-formed or wooden look.

The main building is almost two football fields long and 100 feet wide. The old Halas Hall had 32,000 square feet of space, while the new building has 100,000. In fact, the entire former Halas Hall would fit into the basement of the new building. Furthermore, the old lockerroom was 1,400 square feet, while the new one is about 3,000, has 62 lockers with room to quickly expand to 100, and 4 natural light wells (allowing full lighting without electricity on sunny days). The weight room—perhaps the most spectacular aesthetic area of the complex—is 7,000 square feet, almost four times the size of the 1,800 square foot workout area at the old building. The glass wall on the east side of the weight room is 28 feet high, perfect for viewing the white-tailed deer on their evening romps across the complex grounds. A two-lane lap pool is behind the weight room, and its sixty foot lanes have built-in resistance currents. The training room is five times the size of its predecessor, and boasts a doctors' office, x-ray facility, medical records storeroom, casting room, whirlpool, cold-dip plunge, steam room, and sauna. The football needs are met with nine classrooms, one large meeting room / classroom, and a 150-seat auditorium capable of hosting seminars, television productions, football players, or Chicago Bears Fan Club members.



The Players

RECORDS AFTER BYE WEEKS, 1990-97

The Bears are tied for second in the NFL with a 7-2 record after the Bye Week since the rest period was instituted in 1990 (there were two bye weeks in 1993). Last October 27, 1997, the Bears beat the Miami Dolphins 36-33 in overtime in Miami after the week off. (The game was moved from Sunday afternoon until Monday night, due to Game Seven of the World Series being played at Pro Player Stadium).

Buffalo leads the NFL with an 8-1 post-bye record, including a 22-13 win over Detroit last season. Also tied with the Bears at 7-2 are Atlanta, Dallas, Denver, Kansas City, Miami, and Minnesota.

UNDRAFTED FREE AGENTS

The Bears signed 16 undrafted free agents, an increase from the 12 signed last year, and more than the 14 signed in 1996. (One of the fifteen, however, will not go to Platteville: he failed his physical and was cut). The Bears signed 17 undrafted free agents before the 1994 campaign.

Two undrafted rookie free agents saw playing time in 1997: tight end Tremayne Allen, and cornerback Terry Cousin. Allen, undrafted out of Florida, was signed to the active roster for the season in Week 7, and was active for four games. He caught the first pass of his NFL career in Week 16 at Tampa Bay (12-21). Cousin was signed to the practice squad prior to Week One and first saw action in Week 8, and spent the final six weeks on the active roster, seeing extensive special teams, nickel back, and cornerback action in five games. In addition, linebacker Daryl Carter and center Emmett Zitelli remain on the current roster from last season's rookie free agent class.

In 1996, Michael Lowery made the Opening Day roster and played in all 16 games; Bobby Neely played in eleven games and started five before going out for the year with an injury; and Chris Martin saw action before also suffering a season ending injury. In addition, Jason Augustino was injured in Platteville and spent the year on IR, and participated in training camp last summer.

1995 found Fabien Bowens, Marlon Forbes, and Octus Polk were all signed to the practice squad, with Bowens and Polk moving to the 52-player roster late in the season. All remain on the current roster.

In 1994, Tony Carter made the Opening Day roster as an undrafted free agent, while Greg Primus, Darwin Ireland, and Anthony Marshall saw action later in the season. In addition, Dwayne Joseph and Todd Norman became part of the practice squad; Robert Bass, Garland Hawkins, and Marcus Durgin were placed on IR with training camp injuries; and Cedric Walker was invited back to camp the following year.

The following players on the Chicago roster were also signed as undrafted free agents, though not all were originally signed by the Bears: Ryan Wetnight (1993), James Williams (1991), Erik Kramer (1987 by New Orleans), Tim Tindale (1994 with Buffalo), Ricky Bell (1996 by Pittsburgh), Aaron Kanner (1996 by Carolina), Mark Lee (1996 by Minnesota), Eric Smith (1996 by Kansas City), Casey Wiegman (1996 by New York Jets), James Allen (1997 by Tennessee), Clyde Johnson (1997 by Kansas City), and Tyrone Williams (1997 by St. Louis Rams).

On the Bears' 85 player training camp roster, 34 were never drafted.

BEARS AND NFL SINGLE GAME ATTENDANCE RECORDS


Three of the NFL's ten biggest single game attendance totals have occurred at games involving the Chicago Bears.

The defending World Champions squared off against the College All-Stars on August 22, 1947, at Soldier Field, in front of 105,840—the second highest total in NFL history, and the highest in a game played within U.S. borders. The 1942 College All-Star game at Soldier Field drew 101,100 fans—ninth all-time. The Bears were defeated by the Los Angeles Rams at the LA Coliseum on November 2, 1958 (41-35 final) in front of 100,470, good for tenth on the list.

The Cowboys and Oilers played in front of 112,376 paying customers in a pre-season game in Mexico City (August 15, 1994) for the NFL attendance mark.



The Players



STEVE STENSTROM

Quarterback

6-2 206

December 23, 1971

Stanford

Bear season: 4 NFL Season: 4

Claimed off waivers in 1995

18

PRO CAREER: Saw action in three games in 1997...Injured ankle in only game played in 1996...Drafted by the Kansas City Chiefs in the fourth round (134th overall) of the 1995 draft...Signed to three-year contract (9/11/95); waived the following day...Claimed by Chicago (9/13).

1997 SEASON: Played in career-high three games...Designated third quarterback for first six games and last three of season...Second string quarterback in Weeks 7-13...Completed four of five passes for 50 yards with an interception after entering game in fourth quarter vs Wash (11/2)...Played two series in second quarter vs NYJ (11/16), completing one of five passes with an interception...Completed three of four passes for 19 yards at Det (11/27). **Games played-started:** 3-0

PREVIOUS SEASONS: 1996 — Designated third quarterback for first four games...Dressed but did not play vs Oak (9/29)...4-3-37 in first NFL action vs GB (10/6). Injured ankle during game, but finished contest...Ankle was diagnosed as broken (10/8) during following week...Placed on IR 10/9. **1995 —** Claimed off waivers (9/13)...Given two-week exemption from counting against roster by Commissioner; added to Bears 53-player roster (9/25)...Designated third quarterback final 12 games of season...Missed all of training camp due to contract negotiation with Chiefs...Signed (9/11) and waived following day to go to Chiefs practice squad, but Bears claimed...Originally drafted in fourth round (134 overall).


COLLEGIATE, PERSONAL: Recruited to Stanford by former Bears offensive coordinator Ron Turner who coached him his freshman year...Finished his collegiate career as the seventh ranked passer on the NCAA charts with 10,531 regular season passing yards...His final regular season tally in Palo Alto saw him play in 41 games with 39 starts, completing 833 of 1,320 passes (63.1%) for 10,531 yards, 72 TDs and 36 ints...Literally rewrote both the Pac-10 and Stanford record books, breaking or tying 11 Cardinal records and seven conference marks...Stanford's career leader in passing yards (10,531), total offense (9,825), as well as both pass attempts (1,320) and completions (833)...His 72 career TD passes rank second in Stanford and PAC-10 history to only John Elway...He posted a lifetime record of 24-16-1 as a starter...Threw 19 career 300-yard passing efforts and eclipsed the 400-yard barrier on three occasions...Racked up 2,175 yards on 117 of 79 passing and 25 TDs as a senior at El Toro High leading the squad to a 12-2 record...Graduated from Stanford in December of '94 with a degree in public policy...Wife Lori won the NCAA championship in the breaststroke as a Stanford swimmer...Daughter (Brooke).

Stenstrom's Pro Stats

	Att	Cmp	Yds	Pct	Lg	TD	Int	Rate	Rush	Yds	Avg	Lg	TD	G-GS
1996	4	3	37	75.0	28	0	0	103.1	0	0	0	0	0	1-0
1997	14	8	70	57.1	18	0	2	31.0	1	6	6.0	6	0	3-0
Career	18	11	107	61.1	28	0	2	38.2	1	6	6.0	6	0	4-0



The Players



JOHN THIERRY

Defensive End

6-4 265

September 4, 1971

Alcorn State (MS)

Bear season: 5 NFL Season: 5

Acquired in 1st round of 1994 draft



PRO CAREER: Started first nine games at left end in 1997 before rupturing left ACL forcing him to miss first games of NFL career...Rotated at end in passing situations in 1996...Starting right end in 1995...Backed up Armstrong and Spellman as a rookie...Made transition from stand-up linebacker in college to defensive end in pros.

1997 SEASON: Changed number from 94 to 91 at start of season...Returned to starting line-up at left end for first nine games...Ruptured left ACL vs Wash (11/2) in second quarter and missed remainder of season snapping 57 consecutive game streak...Placed on IR (11/5)...Forced career-high three fumbles along with 29 tackles and three sacks before injury...Led defensive line with five tackles, including a sack and a forced fumble, vs Det (9/14)...Recorded two sacks, forcing two fumbles, at Mia (10/27); one fumble led to a touchdown and the second went for a safety. **Games played-started:** 9-9

PREVIOUS SEASONS: **1996** — Missed most of training camp with calf injury...Used at end in passing situations...Two tackles as a starter for injured Al Fontenot vs GB (10/6)...One tackle and a sack at Min (10/28)...Recorded three tackles, a forced fumble and one sack (11 yards) at KC (11/17)...Four tackles vs StL (12/8) in second start...Season-high five tackles, four solo, in season finale at TB (12/22). **1995** — Rotated with Al Fontenot at right end position...Earned game ball for career-best eight tackles, five solos, one forced fumble, one fumble recovery, one pass defended, and two sacks for 11 yards at TB (9/17)...Tied club record with three fumbles recovered vs. Hou (10/22)...Three tackles, forced fumble, and sack on MNF at Min (10/30)...Two solos and eight-yard sack vs. Pit (11/5)...Game ball for three special teams tackles at NYG (11/26). **1994** — Played right end in nickel defense and participated on special teams...Three tackles, two solo, one pass defended, and one kickoff recovery (a return for no yards) vs. Min (9/18)...Started for injured Armstrong at Mia (11/13) and had three solo stops...Rotated at end on defense and participated on most special teams in both playoff games...Drafted in first round (11th overall).

COLLEGIATE, PERSONAL: Two-year starter at outside linebacker/standup end who totaled 13 sacks, 22 tackles-for-losses, and 64 quarterback hurries...Runs a 4.5 40-yard dash...Performed on school's track team as sprinter and handled shot put, discus, and javelin...First Alcorn State product drafted by Bears and first 1st-round pick from a I-AA school since Walter Payton in 1975...First-team all-American and all-Southwestern Athletic Conference selection as senior...Played strong-side linebacker where he led club with nine sacks and 15 tackles-for-loss...Second on team with 119 tackles (81 solo)...Top games included 12 tackles and three sacks vs. Howard; 15 tackles and three sacks vs. Sam Houston State...First-team all-conference as strong-side linebacker in junior campaign...Had 31 QB hurries and team-high four fumble recoveries and three forced fumbles...Also had four sacks and six tackles-for-loss...Lettered as a freshman reserve tight end...Redshirted as true freshman in 1989...Lettered in track and football at Plaisance (LA) High...Pre-pharmacy major...Given name John Fitzgerald Thierry...Single.





The Players

Thierry's Pro Stats

	Int-Yds	Tkls-Solo	Force	Fum	Fum Rec	Pass Def	Sack-Yds	G-GS
1994	0	10-7	0		0	2	0	16-1
1995	0	33-19	2		4	6	4-19	16-11
1996	0	19-11	1		0	2	2-17	16-2
1997	0	29-8	3		0	2	3-25	9-9
Career	0	91-45	6		4	12	9-61	57-23

Also: 1 KOR for 0 yards in 1994.

Playoffs	0-0	2-0	0	0	0	0-0	2-0
-----------------	------------	------------	----------	----------	----------	------------	------------

Thierry's Single Game Highs

Tackles: 5 Last: at Mia (10/27/97)

Solo: 3 at Mia (11/13/94)

Sacks: 2 Last: at Mia (10/27/97)

Forced Fumbles: 2 at Mia (10/27/97)

Fumble Recoveries: 3 vs Hou (10/22/95)

W'S AROUND THE LEAGUE

The Bears have a chance this season to become the second team in the NFL with victories over each of the 29 NFL franchises. Chicago has defeated every existing franchise—including the soon-to-be-re-introduced Cleveland Browns—except for the Baltimore Ravens, who play in Soldier Field on December 20, 1998. The Ravens commenced play (after leaving Cleveland) in 1996, and have never played Chicago.

Denver is the only NFL team to have defeated every other squad (including Cleveland). Green Bay, like the Bears, has a chance as they face the Ravens this season.

In 1995, the inaugural season for Jacksonville and Carolina, the Bears were one of just four teams to play both expansion teams. The Jets and Indianapolis split their games, while both the Bears and Tampa Bay defeated the Jaguars and Panthers that season. Seven NFL teams have victories over both the Jags and Panthers since their 1995 inception: the Bears, Denver, Green Bay, New Orleans, St. Louis, Tampa Bay, and Washington.

While Denver is the only club with victories against everybody, other teams have had chances to join that list: Washington lost to the Ravens last year, and New Orleans and St. Louis were defeated by Baltimore in '96. And While Tampa Bay has notched a victory over the two newest entries, they have yet to beat the Cowboys, Ravens, Seahawks, or Steelers—or the Browns, who will be reintroduced to the league in 1999.

BEAR BIRTHDAYS DURING THE SEASON

day	SEPTEMBER	age	22	Tyrone Williams	26	17	Carl Reeves	27
4	John Thierry	27	27	Steve Little	37	23	Steve Stenstrom	27
5	Tom Carter	26	day	NOVEMBER	age	25	Marlon Forbes	27
5	Moses Moreno	23	1	Van Hiles	23	28	Tony Wise	47
8	Brad Crowley	24	5	Ryan Wetnight	28	30	Mike Zandofsky	33
9	John Allred	24	6	Erik Kramer	34			
15	Jim McElroy	22	8	Ricardo McDonald	29	day	JANUARY	age
15	Eric Smith	27	15	Ivan Fears	44	1	Andy Heck	32
22	Greg Huntington	28	15	Carlos Knight	24	4	Todd Sauerbrun	26
25	Aaron Kanner	28	23	Tony Parrish	23	6	Mike Wells	28
26	Dedric Mathis	25	26	Jeff Jaeger	34	7	Bobby Engram	26
			28	Todd Perry	28	10	Thomas Lewis	27
day	OCTOBER	age	11	Anthony Bookman	23	16	Chester Ford	25
2	Ricky Bell	24	day	DECEMBER	age	28	Barry Minter	29
4	Ken Anderson	23	17	Marty Carter	29			



The Players



MARK THOMAS

Defensive End

6-5 272

May 6, 1969

North Carolina State

Bear season: 2 NFL Season: 7

Acquired as unrestricted free agent in 1997



PRO CAREER: More than doubled career tackle numbers in 1997 starting seven games at left end for Bears...Utilized in pass rushing situations over majority of career...Acquired by Bears as an unrestricted free agent from Carolina (4/30/97).

1997 SEASON: Enjoyed best season in NFL setting career-highs in tackles (50), sacks (4.5), forced fumbles (2) and starts (7)...Started seven of nine games after bye-week recording 44 tackles and 4.5 sacks...Recorded first sack of season and two solo stops at Mia (10/27)...Recorded five tackles, one sack and a forced fumble vs Wash (11/2) after John Thierri went down with season ending knee injury in second quarter...Started first game for Bears at Min (11/3) recording three tackles...Recorded four tackles and a half-sack vs NYJ (11/16)...Career-high eight tackles, a forced fumble and a sack vs TB (11/23)...Recorded seven tackles, including a sack, vs Buf (12/7)...Recovered a fumble and added five tackles, one for a loss, at StL (12/14). **Games played-started:** 16-7

PREVIOUS SEASONS: **1996** — Recorded career-high four sacks for the Panthers...Nine tackles as a pass rush specialist...Sealed Carolina victory with two sacks in final series at StL (11/17)...Inactive in Games 3-5 with a shoulder injury...Returned to action vs StL and recorded first sack of season (10/13). **1995** — Used mostly in dime situations...Role on Panthers was increasing before a thumb injury vs NO (11/26)...Recorded 19 tackles and a pass break-up before being placed on IR (11/27)...Inactive in Weeks 2 and 3 after playing on special teams in the season opener at Atl (9/3)...Recorded three tackles in each of the next two games vs Jets (10/15) and vs NO (10/22)...First career two-sack game vs Ariz (11/19)...Selected in fifth round of expansion draft from San Francisco (2/15). **1994** — Recorded four solo stops and a sack for the Super Bowl Champion 49ers...Lone sack recorded vs Raiders (9/5). **1993** — Contributed 15 tackles, half a sack and a fumble recovery in 11 games...Shared first career sack vs Min (10/3)...Recorded four tackles in first career start vs Cin (12/5). **1992** — Injured right ankle in first pre-season game and was placed on injured reserve for the season (9/1)...Originally drafted in the fourth round by San Francisco.

COLLEGIATE, PERSONAL: Received all-ACC honors as a senior after recording 46 tackles, three forced fumbles, two fumble recoveries and three sacks for NC State...Started 10 games for the Wolfpack as a junior...Recorded 41 tackles and five sacks in first season on defensive line...Played outside linebacker as a freshman and sophomore...Named MVP after senior year at Lilburn High (GA) as a standout tight end and linebacker...Graduated with degrees in economics and business...Earned his pilot's license and regularly flew from San Francisco to Los Angeles...Acted in an independent film in '98 off-season...Single.

Thomas' Pro Stats

	Int-Yds	Tkls-Solo	Force Fum	Fum Rec	Pass Def	Sack-Yds	G-GS
1992 San Fran							
1993 San Fran	0	15-13	0	1	0	0.5	11-1
1994 San Fran	0	4-4	0	0	0	1	9-0
1995 Carolina	0	19-9	0	0	1	2	10-0
1996 Carolina	0	9-6	0	1	0	4	13-0
1997 Bears	0	50-21	2	1	1	4.5-25	16-7
Career	0	97-53	2	3	2	12	59-8

Playoffs	0	0	0	0	0	0	2-0
-----------------	----------	----------	----------	----------	----------	----------	------------

Thomas' Single Game Highs

Tackles: 8 vs TB (11/23/97) Solo: 3 Last: vs Buf (12/7/97) Sacks: 2 vs Arz (11/19/95)



The Players



TIM TINDALE

Fullback

5-10 220

April 15, 1971

Western Ontario

Bear season: 1 NFL Season: 4

Acquired as unrestricted free agent in 1998



PRO CAREER: Signed with Chicago (4/23) as an unrestricted free agent from Buffalo...Spent three seasons with Bills playing on special teams and short yard situations.

1997 SEASON: Season shortened to seven games due to knee injury...Recorded eight special teams tackles in first five games of season...Recorded career-day at NYJ (9/7) with four catches for 105 yards, including a career-long of 45...Led team with three special teams stops at KC (9/14)...Inactive with knee injury in Weeks 7-9...Returned to playing field vs Mia (11/2) and vs NE (11/9)...Inactive for following three weeks with knee injury and placed on IR (12/1). **Games played-started:** 7-0

PREVIOUS SEASONS: **1996** — Tied for second on Bills with 23 special teams tackles...Rushed 14 times for 49 yards...Played deep man on kickoff return team all season...Started first career game vs Dal (9/16)...Injured knee in first offensive series vs Cin (11/17) and did not return...Inactive next two weeks with injury...Returned to field at Sea (12/8) recording one special teams tackle...Carried once for five yards in playoff game vs Jax (12/28). **1995** — Finished second on Bills with 20 special teams tackles...Rushed five times for 16 yards...Recorded first career rushing attempt vs Car (9/10)...Recovered a fumble on kickoff coverage vs NYJ (10/8)...Led team with three special teams tackles vs Sea (10/15)...Returned two kickoffs for 39 yards vs NE (11/26)...Scored first career TD on career-long 44-yard run in playoff contest vs Mia (12/30). **1994** — Signed to Bills practice squad after training camp...Brought up to active roster (12/16)...Inactive for games vs NE (12/18) and vs Ind (12/24)...Originally signed as an undrafted free agent by Buffalo.

COLLEGIATE, PERSONAL: Standout running back at Western Ontario University in his hometown of London, Ontario...Holds CIAU nations record for most yards in a season with 1,208...Holds OUAA conference records in career touchdowns (34) and season rushing (1,208)...Won Hec Crighton Trophy for most outstanding player in the country in 1991 and 1993...Won Howard Mackie Trophy as the Outstanding Male Athlete in the CIAU.

Tindale's Pro Stats

	Rec	Yds	Avg	Lg	TD	Rush	Yds	Avg	Lg	TD	G-GS
1995 Buffalo	0	0	0.0	0	0	5	16	3.2	6	0	16-0
1996 Buffalo	1	(-1)	(-1.0)	(-1)	0	14	49	3.5	15	0	14/3
1997 Buffalo	4	105	26.3	45	0	0	0	0.0	0	0	7-0
Career	5	104	20.8	45	0	19	65	3.4	15	0	37-3
Playoffs	0	0	0	0	0	5	73	14.6	44t	1	3-0

Tindale's Single Game Highs

Rushes: 4 vs Mia (12/30/95)*

Rushing Yards: 68 vs Mia (12/30/95)*

Long Rush: 44t vs Mia (12/30/95)*

*Playoff game

Receptions: 4 at NYJ (9/7/97)

Receiving Yards: 105 at NYJ (9/7/97)

Long Reception: 45 at NYJ (9/7/97)



The Players

CHRIS VILLARRIAL

Guard / Center

6-4 310

June 9, 1973

Indiana (PA)

Bear season: 3 NFL Season: 3

Acquired in 5th round of 1996 draft

58



PRO CAREER: Moved to center in 1997 after making immediate impact as a rookie guard starting eight of 14 games played in 1996...Is expected to be starting right guard this season.

1997 SEASON: Re-assigned to center after spending rookie season at guard...Started first game at center on MNF at GB (9/1)...Moved to left guard following week vs Min (9/7) due to Todd Perry injury and broke left fibula in second quarter...Missed Weeks 3-7 with broken leg...Returned to starting line-up at center at Mia (10/27)...Started remaining eight games at center spot. **Games played-started:** 11-11

PREVIOUS SEASONS: 1996 — Played in first four games on special teams...Started first NFL contest at right guard filling in for injured Todd Burger vs Oak (9/29)...Started vs GB (10/6) but left game after suffering a concussion during the opening kick of the second half...Inactive because of head injury at NO (10/13)...Returned to start next five games at right guard...Dressed but did not play at GB (12/1)...Returned to starting lineup vs StL (12/8)...Played on special teams in the final two contests...Originally drafted in fifth round (152nd overall).

COLLEGIATE, PERSONAL: One of the strongest players in college football and the strongest at NFL combine, bench pressing 225 pounds 36 times...Three-year starter...Little All-American by several news agencies after senior campaign...First-team all-Eastern College Athletic Conference and All-Pennsylvania State Athletic Conference first-team selection...Led blocking up front for an offense that ranked 11th in nation in rushing (247.7), 12th in scoring (36.4 ppg) and 14th in total offense (429.2)...Started at both guard and center...AP third-team all-American selection as a junior...Started every game at stongside guard...Offense ranked sixth nationally in scoring (35.3) and 10th in rushing (244.5)...Moved to right tackle, helping offense average 452.9 yards in total offense during sophomore season...Reserve nose guard until moving to right tackle at midseason freshman year...Redshirted as true freshman in 1991...All-state choice as two-way linemen at Hershey (PA) High...Also lettered in volleyball, wrestling and track...Performed as shot put and discus thrower in college...Education for the Exceptional Child major...Single.

Villarrial's Pro Stats

Games-Starts: 25-19 — 1996 (14-8); 1997 (11-11).

MIDDLE METTLE

No matter who the player, middle linebackers have always enjoyed high tackle totals under Dave Wannstedt's defense. What follows are the middle backers during Wannstedt's four years as Dallas' defensive coordinator (1989-92) and his five years in Chicago.

Year	Middle Linebacker	Tackles	Club Rank
1989	Eugene Lockhart	222	First (Cowboys all-time tackle record)
1990	Eugene Lockhart	139	First
1991	Jack Del Rio	130	First
1992	Ken Norton	120	First
1993	Danté Jones	189	First (Bears all-time tackle record)
1994	Danté Jones	108	Second
1995	Joe Cain	119	Second
1996	Bryan Cox	99	fifth (Cox out for season after 9 games)
	Barry Minter	106	fourth (Minter took over for Cox in Week 10)
1997	Bryan Cox	133	fourth

Note: In 1994 Dante Jones was injured for four games at which time Joe Cain moved from weak-side to the middle. Cain was the Bears' leading tackler with 129 stops.



The Players



MIKE WELLS

Defensive Tackle

6-3 310

January 6, 1971

Iowa

Bear season: 1 NFL Season: 5

Acquired as unrestricted free agent in 1998



PRO CAREER: Signed with Bears (2/17) as an unrestricted free agent from Detroit...Jumped into Detroit's starting line-up in 1997 opening all 16 contests for first time in career...Acquired by Lions in 1994 (8/29/94) after being waived by Minnesota in training camp.

1997 SEASON: Set career-highs in starts (16), tackles (84), sacks (1) and pass defenses (2)...Top tackler on Detroit's defensive line...One of four Lions to start every contest...Recorded seven tackles at Chi (9/14)...Grabbed first sack (seven yards) and added six tackles at Buf (10/5)...Recorded six tackles, five solo vs NYG (10/19)...Recorded seven tackles at Wash (11/9)...Career-high 12 tackles, seven solo, vs Chi (11/27)...Recorded six tackles and a pass break-up in season finale vs NYJ (12/21). **Games played-started:** 16-16

PREVIOUS SEASONS: **1996** — Played all 16 games as part of Detroit's regular defensive line rotation...One of unit's top run stoppers with 39 tackles...Registered 31 of 39 stops over second half of season as playing time increased...Spent majority of time at tackle, but did move to end on occasion...Recorded four tackles at GB (11/3)...Season-high six tackles at SD (11/11)...Recorded five stops vs Sea (11/17)...Recorded six tackles in first career start in season finale at SF (12/23). **1995** — Played in every game for first time in career...Used as reserve nose tackle for most of season...Returned a fumble 49 yards for a touchdown in preseason contest at NE...Recorded first pro tackle at GB (10/15)...Batted down a pass in Thanksgiving Day win vs Min (11/23)...Registered a half sack at Hou (12/10)...Recorded two tackles in playoff game at Phi (12/30). **1994** — Inactive for season opener vs Atl (9/4)...Dressed, but did not play at Dal (9/19) and vs NE (9/25)...Inactive at TB (10/2), vs SF (10/9) and vs Chi (10/23)...Played sparingly at NYG (10/30), at GB (11/6) and vs TB (11/13)...Inactive for final six regular season games and playoff game at GB (12/31)...Originally drafted in fourth round (125th overall) by Minnesota.

COLLEGIATE, PERSONAL: Named Iowa's co-MVP in both 1992 and '93 in addition to being selected all-Big Ten first team...Finished collegiate career as the Hawkeyes' all-time leader in sacks (33) and tackles for loss (54)...Ranks eighth on Iowa's career tackles list with 309...One of three team captains as a senior...Selected to Sophomore all-American squad by *Football News* in 1991...Four year letterman at Fox Senior High in Arnold, Mo...Tallied 411 career tackles and nine fumble recoveries...Named first-team prep All-America by both *USA Today* and *Parade* Magazine after senior season...Named Missouri Prep Athlete of the Year in 1988 as well as *St. Louis Post-Dispatch* College Prospect of the Year...Father, Rich, played football at Purdue...Graduated with degree in communication studies.

Wells' Pro Stats

	Int-Yds	Tkls-Solo	Force Fum	Fum Rec	Pass Def	Sack-Yds	G-GS
1994 Detroit	0	0	0	0	0	0	4-0
1995 Detroit	0	6-3	0	0	1	0.5-4	16-0
1996 Detroit	0	39-25	0	1	0	0	16-1
1997 Detroit	0	84-41	0	1	2	1-7	16-16
Career	0	129-69	0	2	3	1.5-11	52-17
Playoffs	0	2-2	0	0	0	0	1-0

Wells' Single Game Highs


Tackles: 12 vs Chi (11/27/97)

Solos: 7 vs Chi (11/27/97)

Sacks: 1 at Buf (10/6/97)



The Players



RYAN WETNIGHT

Tight End

6-2 236

November 5, 1970

Stanford

Bear season: 6 NFL Season: 6

Acquired as undrafted free agent in 1993



PRO CAREER: Set career-highs with 46 catches and 464 yards in 1997, the best output by a Bears' tight end since 1964...One of four tight ends to start for the Bears in 1996...Played in 33 games from 1993-95 as the third tight end.

1997 SEASON: Finished third on team with 46 catches for 464 yards, both career-highs...Not since Mike Ditka in 1964 (75-897) has a tight end put up better numbers...Played in all 16 games for first time in career...Opened season with three catches for 32 yards at GB (9/1)...Caught three balls for 46 yards, including season-long 34 yard grab, at NE (9/21)...Tied career-best with six catches for 61 yards in start at Mia (10/27)...Started vs NYJ (11/16) catching four balls for 32 yards...Led team with five catches for 34 yards at Det (11/27)...Career-high 70 yards receiving on five catches with a touchdown vs Buf (12/7)...Caught four balls for 37 yards in win at StL (12/14).
Games played-started: 16-3

PREVIOUS SEASONS: **1996** — Recorded 223 yards receiving despite missing five games...Played majority of Season Opener vs Dal (9/2)...Started following week at Wash (9/8)...Caught two passes for 13 yards in second start vs Min (9/15)...Four receptions for 40 yards as a reserve at Det (9/22)...Started vs Oak (9/29) and caught two balls for 28 yards...Started vs GB (10/6)...Two catches for 48 yards including a season-long of 38 at NO (10/13)...Season-high five catches for 19 yards at Min (10/28)...Started vs TB (11/3) but left game in third quarter with torn MCL...Missed following five weeks...Returned to action vs SD (12/14) with two catches for 14 yards and a touchdown...Career-high 61 yards (four receptions) at TB (12/22). **1995** — Caught first pass of season in Week 3 at TB (9/17) and injured thigh...Dressed but did not play following week at StL (9/24)...Caught one-yard TD pass vs. Car (10/8)...14-yard TD catch vs. Pit (11/5)...Started as Bears used two-TE set at GB (11/12) and answered with career-best six catches for 42 yards...Season-long 22-yard grab vs. Det (11/19)...Again received start in two-TE set at Det (12/4) and had five-for-24 effort but suffered torn ACL and subsequently was placed on IR (12/7). **1994** — Inactive four of first five games...Waived (10/7) so Bears could activate back-up linebacker vs. NO (10/9)...Re-signed (10/10)...Made first catch of season vs. GB (10/31)...Caught only TD of season, a one-handed catch of tipped pass while lying on his back, at Ariz (11/27)...Played in passing situations and on special teams at Min (1/1/95)...Started as Bears opened in two-tight end set and tied for team lead with five catches in playoff game at SF (1/7/95). **1993** — Made first pro catch in Week 2 at Min (9/12)...Caught 25-yard TD following week vs. TB (9/26)...Waived (10/8) and re-signed to practice squad (10/11)...Activated 10/29 and made two catches at GB (10/31)...Inactive for three-game road trip...Started vs. GB (12/5) as Bears opened in two-tight end set...Two receptions for 16 yards at TB (12/12) and one catch in each of next two games...Inactive for finale at Rams (1/2/94)...Originally signed as undrafted free agent.

COLLEGIATE, PERSONAL: Honorable mention all-Pac Ten catching 31 passes for 384 yards...Started all 13 games despite mid-season ankle injury...Had 54 yards on four grabs in season opener vs. Texas A & M...Set season-highs in Blockbuster Bowl with 71 yards and one TD on five receptions...Opened four games as junior before ankle injury limited playing time...Lone college TD was four-yard catch in season finale vs. Cal...Transferred to Stanford in January, 1991, and participated in spring drills...First-team all-American from Fresno City College where he caught 42 passes for 787 yards...Offensive MVP of 1990 Dairy Bowl...Caught 25 passes for 456 yards as freshman...All-league performer at Fresno's Hoover High...Single.



The Players

Wetnight's Pro Stats

	Rec.	Yds	Avg	Lg	TD	G-GS
1993	9	93	10.3	25	1	10-1
1994	11	104	9.5	19	1	11-1
1995	24	193	8.0	22	2	12-2
1996	21	223	10.6	38	1	11-5
1997	46	464	10.1	34	1	16-3
Career	111	1077	9.7	38	6	60-12
Playoffs	5	39	7.8	19	0	1-0

Wetnight's Single Game Highs

Receptions: 6 Last: at Mia (10/27/97) Rec. Yards: 70 vs Buf (12/7/97)
Long Rec: 38 at NO (10/13/96)



CASEY WIEGMAN

Center

6-3 295

July 20, 1975

Iowa

Bear season: 2 NFL Season: 3

Claimed off waivers in 1997



PRO CAREER: Claimed by Bears off of waivers (New York Jets) in 1997...Spent time with Jets and Indianapolis in 1996.

1997 SEASON: Claimed by Bears (9/24/97) after being waived (9/23/97) by New York Jets...Inactive Weeks 5-14 while rehabilitating injured shoulder...Dressed, but did not play at StL (12/14)...Saw first action as a Bear at TB (12/21). **Games played-started:** 1-0

PREVIOUS SEASONS: Joined New York Jets prior to Week 10...Inactive for games 10-11 and 13-15...Dressed, but did not play in Weeks 12 and 16...Spent first nine weeks on Indianapolis practice squad...Originally signed as an undrafted free agent by Colts (4/26/96).

COLLEGIATE, PERSONAL: Four-year letter winner and three-year starter for Iowa...Team co-captain as a senior...Three-sport letterman (football, baseball, basketball) at Parkersburg (Iowa) High School...Majored in communication studies...Single.

Wiegman's Pro Stats

Games-Starts: 1-0 — 1997 Chicago (1-0)

WET GETS BUSY

Bears veteran tight end **Ryan Wetnight** had his best season as a pro in 1997, and one of the most productive seasons at that position in club history. Wetnight had career highs with 46 receptions and 464 yards (one TD) last season. The catch and yardage numbers were the most by a Chicago TE since **Mike Ditka** set team marks with 75 grabs for 897 yards in 1964. Wetnight played in all 16 games for the first time in his career last year (three starts).



The Players



JAMES WILLIAMS

Tackle

6-7 340

March 29, 1968

Cheyney State (PA)

Bear season: 8 NFL Season: 8

Acquired as undrafted free agent in 1991



PRO CAREER: Started every game at right tackle for past three years...Played every offensive play in 1995...Became full-time starter in '94 training camp...Made move to offensive line midway through 1992 season...Used sparingly on special teams and as reserve defensive tackle first two seasons...Has blocked or deflected five field goals.

1997 SEASON: Started all 16 games moving his consecutive start streak to 54...Battled ankle and shoulder injuries for majority of season, but stayed on field...Left game in fourth quarter of season finale at TB (12/21) with left shoulder injury. **Games played-started:** 16-16

PREVIOUS SEASONS: **1996** — Started all 16 games at right tackle...Missed first plays in over a year after leaving game at Det (9/22) in first quarter with an ankle injury. Returned to finish game.

1995 — Started all 16 games for first time in five-year career...Did not miss an offensive play all year...Field goal deflection vs. Hou (10/22). **1994** — Started 15 games at right tackle, missing first play at Mia (11/13)...Missed second quarter at Phil (9/12) with twisted right knee...Blocked third quarter field goal vs. NO (10/9)...Deflected field goal on game's final play to preserve a Bears' 17-14 win at Mia (11/13)...Post-season left knee surgery (1/13). **1993** — Played in first three games seeing action in final three quarters vs. TB (9/26) for injured Van Horne...Active, but did not play vs. Atl (10/3)...Inactive for final 12 games. **1992** — Saw action on special teams in opener...Inactive for next eight weeks before making one tackle at TB (11/15)...Moved to offensive line (11/18)...Saw limited action at right tackle in three of Bears' last four games. **1991** — Used as sub to spell McMichael and Perry...Inactive in first and fourth weeks...Blocked field goal at Buffalo...Responsible for the "push" on Perry's game-saving field goal block vs. NYG (9/15)...Saw most playing time while rotating with Ryan when Armstrong was injured (Weeks 4-9)...Recorded three solo tackles in Week 5 at Buf (9/29)...Three tackles vs. Wash (10/6) and two tackles, including first pro sack at GB (10/17)...Career-high four stops, three solo, at NO (10/27)...Signed as undrafted free agent.

COLLEGIATE, PERSONAL: Four-year all-Penn State Athletic Conference...Team went 0-11 in '90...Finished with 342 tackles, 235 solo, and 37.5 sacks...Had 92 stops and seven tackles-for-loss as senior...Also, nine passes defended, four forced fumbles, and two recovered fumbles...First-team Black College all-American with season-high 103 stops, 69 solos, and 15 sacks as junior...11 sacks in 1988 along with 76 tackles...PSAC Rookie of the Year as freshman in '87...Graduated from Allerdice High (PA)...Given name James Otis Williams...Single.

Williams' Pro Stats

	Int-Yds	Tkls-Solo	Force	Fum	Fum Rec	Pass Def	Sack-Yds	G-GS
1991	0	17-8	0		0	0	1-4	14-0
1992	0	1-1	0		0	0	0	5-0
1993		(Offensive Lineman)						3-0
1994		(Offensive Lineman)						16-15
1995		(Offensive Lineman)						16-16
1996		(Offensive Lineman)						16-16
1997		(Offensive Lineman)						16-16
Career	0-0	18-9	0		0	0	1-4	86-63
Playoffs	0	3-1	0		0	0	0-0	3-2

Williams' Single Game Highs

Tackles: 4 at NO (10/27/91)

Solos: 3 at Buf (9/29/91); at NO (10/27/91)



The Players



MIKE ZANDOFSKY

Guard

6-2 308

November 30, 1965

Washington

Bear season: 1 NFL Season: 10

Acquired as unrestricted free agent in 1998



PRO CAREER: Signed by Bears during 1998 off-season (3/25)...Played with four teams over nine-year career (Philadelphia, Atlanta, San Diego and Arizona)...Has played all three interior line positions and has 72 career starts.

1997 SEASON: Started two games at right guard for Eagles, playing in three others...Released by Eagles prior to Week 12 (11/12)...Opened season as starting right guard at NYG (8/31)...Did not play in next two contests...Entered game as a reserve at Min (9/28)...Dressed, but did not play in Weeks 5-7...Returned to playing field vs Dal (10/26)...Started second game of season at right guard at Arz (11/2)...Subbed the following week vs SF (11/10). **Games played-started:** 5-2

PREVIOUS SEASONS: **1996** — Started final 14 games for Atlanta after missing first two contests with knee injury. **1995** — Started 12 games for Falcons...Suffered sprained right knee in Season Opener vs Car (9/4)...Missed next three weeks after having knee scoped (9/5)...Returned to starting lineup vs NE (10/1)...Suffered sprained left knee at Car (12/17) and was lost for remainder of season and playoffs. **1994** — Started all 16 games in first season with Falcons. **1993** — Started all 16 games for San Diego, marking the first time in his career to start every game in a season. **1992** — Played in 15 regular season games and both playoff contests for Chargers...Missed game at Ind (10/18) after suffering minor knee injury...Rotated at both guard spots in final eight games of regular season and playoff contests. **1991** — Played in 10 games and started final five contests for injured left guard...Spent first five games of season on San Diego's IR list...Spent remainder of season as team's top O-line back-up. **1990** — Played in 12 games for San Diego, mostly on special teams...Acquired via trade from Arizona for an eighth round draft pick (8/28)...**1989** — Played in 15 games as a rookie for the Cardinals, starting seven...Started first career game at Wash (10/8)...Started at left guard for next two contests...Originally a third-round pick (67th overall) of Arizona.

COLLEGIATE, PERSONAL: Three-time all-Pac 10 selection at both guard and tackle at Washington...Earned second-team all-America honors as a junior in 1987...Held all Husky offensive line weightlifting records upon graduation...Led Corvallis (OR) High to state title as a two-way lineman his senior year...Lettered in football, baseball and wrestling...Won state wrestling title as a junior...Married (Kristi)...Daughter (Payton)...Twin sons (Bryce and Tanner).

Zandofsky's Pro Stats

Games-Starts: 116-72 — 1989 Arizona (15-7); 1990 San Diego (13-0); 1991 San Diego (10/5); 1992 San Diego (15/0); 1993 San Diego (16/16); 1994 Atlanta (16/16); 1995 Atlanta (12/12); 1996 Atlanta (14/14); 1997 Philadelphia (5-2).



1998 DRAFTEES



CURTIS ENIS

Running Back

6-0 242

June 15, 1976

Penn State

Acquired in 1st round (5th Overall)



COLLEGE CAREER: Highest Bears draft choice since Jim McMahon (also 5th overall) in 1982; highest RB since Walter Payton (4th in '75)...Earned all-Big Ten honors in sophomore and junior seasons; also consensus all-American last year...Entered draft after junior season...Ranks third in PSU annals with 3,256 yards, topped only by Blair Thomas (3,301) and Curt Warner (3,398)...36 rushing touchdowns are two shy of school record of 38 by Lydell Mitchell...Recruited to PSU by Bears defensive backs coach Greg Schiano.

JUNIOR: All-American first-team choice by AP, Football Writers Association and Walter Camp; second-team choice by *Sporting News*...Finalist for the Doak Walker Award, given to the nation's top running back...All-Big Ten first team and offensive player of the year as he earned conference player of the week honors in three of the final six games of the year...Ranked 11th in nation with 228 carries for 1,363 yards (6.0 avg) and 19 TD's...Also caught 25 passes for 215 yards, including 3 for 83 against Purdue...11.1 points per game ranked 11th in country...Rushed for 100+ yards in final eight games, breaking the old school record of seven consecutive 100-yard games by Blair Thomas in 1989...Season-high 211 yards and TD on 23 carries vs. Ohio State...Also tallied 100-yard outings vs. Illinois (108), Minnesota (112), Northwestern (153), Michigan (103), Purdue (186), Wisconsin (138), and Michigan State (106)...Did not play in team's bowl game vs. Florida (violation of team rules)...**SOPHOMORE:** First-team All Big Ten conference choice...ABC/Chevrolet player of game three times; ESPN player of game once...Led team with 224 carries for 1,210 yards (5.4 avg) and 13 TD's...Second on team with 25 catches for 291 yards (9.1 avg); also second in scoring with 84 points...Had six games of 100+ yards...Started season with career-high 241 yards on 27 carries and 3 TD's vs. USC...His 241 yards were most ever by PSU sophomore and fourth in school's history for single-game performance...Added games of 104 yards vs. Louisville; 115 yards and 2 TD's vs. Wisconsin; 167 yards vs. Northwestern; 114 yards vs. Michigan and 165 yards vs. Michigan State...Also had 83 yards and 3 TD's rushing; 94 yards on 7 catches vs. Purdue...Ran 16 times for 95 yards and 4-yard TD catch in Fiesta Bowl win over Texas...**FRESHMAN:** Big Ten Conference Freshman of the Year...Began season as outside linebacker before injuries to running back corps forced switch to offense...Led team with 683 yards on 113 carries (6.0 avg.) despite starting no games...Also returned 14 kickoffs for 19.2 avg...First carry was second game of season vs. Temple when he ran for 132 yards on 14 carries and 3 TD's...Had 145 yards on 15 attempts in following week vs. Rutgers...Gained 146 yards on 25 attempts vs. Ohio State...18 carries for 86 yards vs. Iowa.


PERSONAL: Parade all-American selection and Ohio Player of Year at Mississinawa Valley (HS) in Union City...Three-time all-state choice at linebacker...Ohio Mr. Football as senior when he ran for 2,764 yards (10.7 avg)...MVP of Ohio-Pennsylvania all-star game...Averaged 30 points/game in basketball...Commercial Tourism and Recreation and Park Management major...Married (Tiffanie).

Enis' College Stats

	Rush	Yds	Avg	LG	TD	Rec	Yds	Avg	LG	TD
1995 Lions	113	683	6.0	36	4	0	0	0	0	0
1996 Lions	224	1210	5.4	57	13	32	291	9.1	24	1
1997 Lions	228	1363	6.0	78	19	25	215	8.6	67	1
Career	565	3256	5.8	78	36	57	506	8.9	67	2



1998 Draftees



TONY PARRISH

Safety

5-10 206

November 23, 1975

Washington

Acquired in 2nd round (35th Overall)



COLLEGE CAREER: Started final two years at free safety after starting seven games as freshman and sophomore at strong safety...All-Pac Ten honors in final two seasons...Had 9 career interceptions...Two-sport performer who also was track sprinter and triple jumper for Washington.

SENIOR SEASON: All-Pac Ten second-team choice by the media...Team captain...Had 4 interceptions and 4 passes defended...Also recorded 81 tackles; caused two fumbles and had two fumble recoveries...Season-high 17 tackles vs. Nebraska...Had 10 tackles, returned interception 39 yards in win over California...Also had interceptions in wins over Oregon State and USC...Had 7 tackles and returned Ryan Leaf interception 32 yards for a touchdown against Washington State...Had 59-yard interception return for score and picked off another pass to set up TD in Huskies win over Michigan State in Aloha Bowl...**JUNIOR:** First-team all-league after starting every game at free safety...Ranked third on team with 71 tackles...Recovered 4 fumbles and caused 2...Deflected eight passes and had 2 interceptions...Season-high 11 tackles vs. Arizona State : 9 tackles and 45-yard interception for TD in win over Arizona...Had 7 tackles, interception and fumble recovery in win over Oregon...**SOPHOMORE:** Started seven games, including the final five at strong safety...Recorded 39 tackles and defended 6 passes...Top games were 7 tackle performance vs. Ohio State and 10 stops vs. Notre Dame...Only interception came vs. UCLA...9 stops and 2 passes defended vs. Oregon...Moved to free safety in Sun Bowl vs. Iowa and responded with 7 tackles...**FRESHMAN:** Appeared in every game at strong safety, starting the season opener vs. USC...Finished with 21 tackles and 2 interceptions...First career interception vs. Arizona State...Season-high 5 tackles and interception vs. Stanford...Redshirted as true-freshman...Lettered twice on the Husky track team competing as a triple jump, 55 meter and 100 meter dashes.

PERSONAL: First-team all-league at Marina High in Huntington Beach, CA...Also played tailback (415 yards and 8 TD's) as senior...Won conference track meet as long jumper; also lettered in basketball and baseball...Psychology major.

Parrish's College Stats


	Int/Yds	Tkls/Solo	FF	FR	Pass Def	Sacks/Yds
1994 Huskies	2/24	21/13	1	0	6	0/0
1995 Huskies	1/0	39/16	0	0	0	0/0
1996 Huskies	2/45	71/38	2	4	8	0/0
1997 Huskies	4/82	81/61	2	1	4	0/0
	9/151	212/128	5	5	18	0/0

SAFE PICKS

The Bears drafted S **Tony Parrish** with their 2nd overall pick last April. It was the highest pick used on a safety since Chicago selected USC S Mark Carrier in the 1st round in 1990.



1998 Draftees



OLIN KREUTZ

Center

6-2 300

June 9, 1977

Washington

Acquired in 3rd round (64th Overall)



COLLEGE CAREER: Two-year starter for Huskies at center who entered draft following junior season...Earned first-team all-Pac Ten honors each of the last two seasons...Rated as top center in draft; expected to compete for starting position.

JUNIOR: All-American selection by *Football News* and *Sporting News*...First-team all Pac-Ten...Started every game and was graded by coaches as the team's top offensive lineman...Helped offensive unit average 415 yards per game. Did not allow sack or pressure in 10 of 11 games...Recovered fumble for touchdown vs. Oregon...Outstanding performance in Aloha Bowl in front of hometown fan, helped Huskies rush for 298 yards...**SOPHOMORE:** All Pac-Ten first team selection...One of two offensive linemen to start every game for Huskies...Delivered team-high 90 "knockdown" blocks and graded highest of team's offensive lineman...Team averaged 219 yards per game rushing...**FRESHMAN:** Only true freshman to see playing time...Appeared in every game, except season opener, as second-team center.

PERSONAL: All-state first-team selection and Super Prep all-American at Honolulu's St. Louis High...Team captain as senior...Played center, guard and tackle during prep career...Also won state heavyweight wrestling title and competed as shot putter...Sociology major...Born and raised in Honolulu.

Kreutz's College Stats

Games/Starts: (32-22) - 1995 (10-0); 1996 (11-11); 1997 (11-11)

BEARS 1998 DRAFT PICKS


Rd	Pick	Draftee	Pos	Ht	Wt	Born	College
1	5	Curtis Enis	RB	6-0	242	6-15-76	Penn State
2	35	Tony Parrish	S	5-10	206	11-23-75	Washington
3	64	Olin Kreutz	C	6-2	300	6-9-77	Washington
4	94	Alonzo Mayes	TE	6-4	259	6-4-75	Oklahoma State
5	128	(Pick traded to Kansas City for WR Chris Penn)					
6a	157	Chris Draft	LB	5-11	222	2-26-76	Stanford
6b	189	Patrick Mannelly	T/LS	6-5	285	4-18-75	Duke
7a	192	(Pick traded to Jacksonville for T Jimmy Herndon)					
7b	217	Chad Overhauser	G	6-4	316	6-17-75	UCLA
		(Pick from San Francisco for LB Anthony Peterson)					
7c	232	Moses Moreno	QB	6-1	205	9-5-75	Colorado State

Notes:

- The Bears selected with the fifth overall pick in the draft twice before 1998. In 1982, Chicago chose BYU quarterback **Jim McMahon**. The 1961 fifth selection landed Pittsburgh tight end **Mike Ditka**.
- The Bears' selection of **Curtis Enis** was the 25th time they have used their 1st-round pick on a running back in the 63 years of the draft (and 78 Bears first-round selections). The Bears have also drafted 12 offensive linemen, 13 D-linemen, seven QBs, seven WRs, five LBs, two safeties, two cornerbacks, and one tight end. Four choices have been traded.
- This year's selection was only the third top ten selection by the Bears in the last fifteen drafts: safety **Mark Carrier** was taken sixth in 1990; and wide receiver **Curtis Conway** was the seventh pick of the '93 draft.
- Choice 6b and 7c were compensatory picks. 30 such picks were awarded in 1998 to teams which suffered a net loss of certain quality unrestricted free agents. Compensatory picks cannot be traded.



1998 Draftees



ALONZO MAYES

Tight End

6-4 259

June 4, 1975

Oklahoma State

Acquired in 4th round (94th Overall)



COLLEGE CAREER: Three-year starter for Cowboys who caught 91 passes and 14 TD's in final three seasons...Twice named all-Big 12...Ranks 7th on the school's all-time receiving list with 97 receptions for 1,372 yards...Also played in seven games for OSU basketball team in '96-'97 when injuries depleted squad...Season high 10 points vs. Baylor in conference tournament.

SENIOR: All-American first-team selection by the Football Writers Association...All Big 12 first-team selection...Missed final four games of season with shoulder separation but still led team with 29 receptions for 424 yards (14.6 avg) and 7 TD's...Had 6 catches for 94 yards and 2 TD's vs. Fresno State...Made 4 catches for 49 yards including game winning 19-yard touchdown in closing minute of 33-29 win over Colorado...Followed with 8 catches for 126 yards and 2 TD's vs. Missouri...**JUNIOR:** Honorable mention all-American and first-team all-Big 12 choice by the Associated Press...Caught 30 passes for 512 yards, most receiving yards by tight end in school history...Top games were 3 catches for 87 yards vs. Iowa State and 6 receptions for 149 yards and 2 TD's vs. Missouri...**SOPHOMORE:** Started eight games, including the final seven...Led team with 32 catches for 421 yards (13.2 avg) and four TD's...Had 4 catches for 72 yards vs. Nebraska...Game winning TD catch in 5-60 effort vs. Missouri...Career-high 10 catches for 125 yards and 1 TD vs. Kansas...10 receptions is third best in OSU annals and best since 1969...**FRESHMAN:** Appeared in 10 games as reserve tight end...Only reception was 15-yard TD vs. Kansas State in season finale...Enrolled in Rose State JC before attending OSU.

PERSONAL: Super Prep All-Midlands and all-state choice at Douglass High in Oklahoma City...Physical education major.

Mayes' College Stats

	Rec	Yds	Avg	Lg	TD
1994 Cowboys	1	15	15.0	15	1
1995 Cowboys	32	421	13.2	27	4
1996 Cowboys	30	512	17.1	53	3
1997 Cowboys	29	424	14.6	37	7
Career	92	1372	14.9	53	15

ROOKIE STARTERS


When the Bears opened the 1996 season, CB **Walt Harris** became the first rookie to start on Opening Day under Dave Wannstedt. He was also the first defensive rookie to start at any time for Wannstedt. In the past 15 seasons, the following Bears started as rookies on Opening Day:

1982	- None -
1983	T Jim Covert (D1); WR Willie Gault (D1); CB Mike Richardson (D2)
1984 - 1986	- None -
1987	WR Ron Morris (D2)
1988	- None -
1989	CB Donnell Woolford (D1a); DE Trace Armstrong (D1b)
1990	S Mark Carrier (D1)
1991	T Stan Thomas (D1); WR Anthony Morgan (D5)
1992	T Troy Auzenne (D2)
1993 - 1995	- None -
1996	CB Walt Harris (D1)
1997	- None -

Other Bears have started in their rookie season, though not in the opener. Under Dave Wannstedt, Rashawn Salaam started 11 games in 1995, Raymont Harris started 11 in 1994, and **Curtis Conway**, Chris Gedney, and **Todd Perry** all earned starts in 1993. Besides **W. Harris** (who started 13 games), '96 rookies WR **Bobby Engram** (2), DT **Paul Grassmanis** (3), TE **Bobby Neely** (5), and C/G **Chris Villarrial** (8) all earned starts. Last season, TE **John Allred** (4), RB **Darnell Autry** (3), and S **Van Hiles** (1) started games for the Bears.



1998 Draftees



CHRIS DRAFT

Linebacker

5-11 222

February 26, 1976

Stanford

Acquired in 6th round (157th Overall)



COLLEGE CAREER: Two-time second team all-Pac 10 selection following his final two seasons...Starting inside linebacker for three years (1995-97) and four-year letterwinner...Recorded 316 career tackles, 19 tackles for loss, six sacks and two interceptions...Also a reserve baseball outfielder in 1995 and 1996 on a team that was nationally ranked.

SENIOR: Led team in tackles (81) and earned second team all-league despite missing three games with pulled hamstring...10.1 tackles per game led Pac Ten...Had 18 tackles, sack and interception vs. Washington State...13 stops vs. Arizona State and 12 vs. Cal...**JUNIOR:** Named second-team all Pac Ten after registering 97 tackles, two sacks, three tackles-for-loss, two forced fumbles, one fumble recovery and three passes defended...8.8 tackles per game ranked 10th in conference...Best outing was a 16-tackle performance against Utah...Had 12 tackles vs. Arizona State and 11 vs. Oregon State...**SOPHOMORE:** Began season as reserve outside linebacker, but became starting inside linebacker in second game of season vs. Utah...Responded with 11 tackles and blocked punt...Had 14 tackles, 10 solo the next week vs. Wisconsin...Earned all-Pac Ten honorable mention after totaling 103 tackles, sixth in conference (9.4 per game)...Season-high 16 tackles at Arizona State...Voted by teammates as team's most outstanding sophomore...**FRESHMAN:** Appeared in all 11 games and started three at three different positions...Had 35 tackles, 4 tackles for loss and 2 sacks...Started vs. San Jose State at strong safety (7 tackles, sack), vs. Arizona at outside linebacker, and vs. Washington at defensive end.

PERSONAL: All-American in both football and baseball at Valencia High in southern California...Played running back and linebacker in high school; ranked among top 25 players in nation as senior as baseball centerfielder...Economics major.

Draft's College Stats

	Int-Yds	Tkls/Solo	Tkls/Loss	Sack/Yds
1994 Cardinal	0/0	35/21	4/12	2/9
1995 Cardinal	0/0	103/55	4/6	0/0
1996 Cardinal	0/0	97/67	3/6	2/5
1997 Cardinal	2/21	81/63	8/21	2/12
Career	2/21	316/206	19/45	6/26

CLOSING THE CAMPAIGN

The Bears close the season at home in '98 (12-27 vs. Green Bay) for the first time since 1995 (20-14 victory over the Eagles on Christmas Eve afternoon), and host consecutive home games to finish the schedule (12-20 vs. Baltimore) for the first time since '94 (27-13 win over LA Rams 12-18; 13-3 loss to New England 12-24).

The Bears and Packers square off for the 157th time in a game that ends the regular season on December 27th. Chicago and Green Bay have ended a season as opponents six times in their history, with all of the games played in Chicago. The Bears are 3-2-1 in those closers.

12-18-83 23-21 Bears win
12-16-73 21-0 loss
12-15-68 28-27 loss

12-10-33 7-6 win
12-7-30 21-0 win
12-19-26 3-3 tie



1998 Draftees



PAT MANNELLY

Tackle / Long Snapper

6-5 285

April 18, 1975

Duke

Acquired in 6th round (189th Overall)



COLLEGE CAREER: Fifth-year senior who was two-year starter on the offensive line...Also team's long snapper since freshman season (1993)...Moved from defensive line to offensive line prior to junior season.

SENIOR: Steady performer at left tackle after taking medical redshirt as fifth-year senior...Played one game (Army) in 1996 before infected lymph nodes caused him to miss the remainder of season. Was a projected pre-season all-ACC selection...**JUNIOR:** Started all 11 games at left guard...Established himself as one of league's best blockers...Team allowed just 16 sacks in 464 pass attempts...**SOPHOMORE:** Played in all 12 games as deep snapper and reserve defensive end...Credited with 7 tackles, including two solos vs. Wake Forest...Also had 3 QB pressures...Switched to offensive line following regular season prior to team's Hall of Fame Bowl appearance. **FRESHMAN:**...Played in all 11 games as team's deep snapper...Scout team defensive player.

PERSONAL: Atlanta area "Lineman of the Year" at Marist High in Marietta, GA...Three letters in football, two in basketball...Played in Georgia-Florida all-star game...Brother, Bernard, played football at Notre Dame from 1988-92...History major.

Mannelly's College Stats

Game Played/Games Started: 45/22; 1997 (11/11); 1995 (11/11); 1994 (12/0); 1993 (11/0)



CHAD OVERHAUSER

Tackle

6-4 316

June 17, 1975

UCLA

Acquired in 7th round (217th Overall)



COLLEGE CAREER: Four-year starter for Bruins who played both guard and tackle...Started 42 of 46 games including last 30 in a row...Recruited to UCLA by Bears' Director of College Scouting Bill Rees.

SENIOR: First-team all-American by Associated Press, *Sporting News* and Football Writers Association; second-team by *College and Pro Football Weekly* and *Football News*...Named all-Pac Ten...Team captain...Started every game at right tackle **JUNIOR:** First team all-Pac Ten by *Football News*; honorable mention by the league's coaches as right tackle...Allowed just one sack in 11 games and contributed to UCLA's 154 rushing yards per game...Missed most of USC game with ankle injury suffered previous week against Arizona...**SOPHOMORE:** Started 11 of 12




1998 Draftees

games...Started three games at right tackle and eight at right guard...Helped UCLA rank 20th in NCAA in rushing with 212.5 yards/game...Named team's most improved player...**FRESHMAN:** Expected to serve in backup role, but due to injuries started eight of final nine games at right tackle...Redshirted as true freshman in 1993.

PERSONAL: Blue Chip and Scholastic Coach All-American...Two-year, two-way starter as both offensive and defensive lineman...Also averaged 19 points, 14 rebounds as senior basketball player...Attended Rio Americano High in Sacramento, CA...Physiological Studies major.

Overhauser's College Stats

Career Games/Career Starts: 46/42; 1997 (12/12); 1996 (11/11); 1995 (12/11); 1994 (11/8)



MOSES MORENO


Quarterback

6-1 205

September 5, 1975

Colorado State

Acquired in 7th round (232nd Overall)



COLLEGE CAREER: Three-year starter for Rams...22-8 record as starter...Set school record with 49 career TD passes...Finished career with 6,689 passing yards and 6,443 total yards, both third on Colorado State's career list...First QB drafted by Bears since Will Furrer in 1992.

SENIOR: Named WAC offensive player of year in Pacific division...Ninth in nation in passing efficiency completing 157 of 257 for 2,257 yards, 20 TD's and 9 ints...Co-MVP of the 1997 Holiday Bowl after passing for 206 yards and 2 TD's in win over Missouri...**JUNIOR:** Honorable mention all-conference...Started every game and threw for 2,921 yards, third highest total in school history...Had three 300-yard games including season-high 359 yards vs. San Jose State...Finished 16th in NCAA passing efficiency; 19th in total offense (241.9/game)...Led miraculous comeback at Air Force by completing 31 of 48 passes for 358 yards and career-best three touchdowns; Rams won 42-41 after trailing 41-14...**SOPHOMORE:** Split time as team's starting quarterback, starting final three games and Holiday Bowl...Led team in total offense with 1,300 yards and 12 TD's...Came off bench to throw for 263 yards and 3 TD's vs. UTEP...Played well in return to hometown by completing 16 of 25 for 247 yards and 2 TD's in win at San Diego State...**FRESHMAN:** Backup quarterback who saw action in three games...Redshirted as true freshman in 1993.

PERSONAL: Two-time all-conference choice at Castle Park High in Chula Vista, CA...Earned prep academic all-American honors...Also played forward on basketball team...Business major.

Moreno's College Stats

	Atts.	Comp	Pct.	Yds	TD	INT
1994 Rams	20	8	.400	72	0	1
1995 Rams	175	99	.566	1439	11	6
1996 Rams	335	193	.576	2921	18	12
1997 Rams	257	157	.611	2257	20	9
Career	787	457	.581	6589	49	28



Players With Pro Experience

20 James Allen **Running Back** **Oklahoma**
Ht: 5-10 Wt: 215 Born: March 25, 1975

Joined Bears off of Philadelphia practice squad at the end of 1997 season...Inactive final two games of season...Signed by Bears off of Philadelphia's practice squad (12/9)...Spent training camp with Eagles before being waived (8/19)...Signed to Philadelphia practice squad (8/27)...Originally signed by Tennessee as an undrafted free agent (5/14)...Four-year letter winner at Oklahoma...Named all-Big 12 honorable mention as a senior after gaining 818 yards on 163 carries, good for second on the team...Caught 18 balls in 11 games for 152 yards...Started in all but one game as a junior...Finished second in rushing with 338 yards on 87 carries with 10 catches for 121 yards...Finished second as a sophomore in rushing with 543 yards on 136 carries with two touchdowns...Gained career-high 111 yards and two touchdowns vs Iowa State...Was first true freshman in Sooners history to start the opening game of the season at running back...Earned honorable mention all-Big Eight honors and named to the *Football News* Underclass all-America third team...Rated as top running back in country by several national recruiting magazines as a senior at Wynnewood (Okla) High...*USA Today* and *Parade* first-team all-American...Rushed for 2,308 yards and 35 touchdowns as a senior despite missing two games...Gained 2,620 yards and 44 touchdowns as a junior...Tied state record with 95 career TDs...Major in Communications.

29 Tremayne Allen **Fullback** **Florida**
Ht: 6-2 Wt: 244 Born: August 9, 1974

Spent rookie season between Bears' practice squad and active roster...Moved to fullback in '98 mini-camp...Played in two games for Chicago...Inactive for eight others and dressed twice, but did not play...Made NFL debut at Det (11/27)...Caught one pass for nine yards at TB (12/21)...Waived in final cutdown (8/24) only to be signed to active roster (8/27)...Waived and signed to practice squad (9/11)...Signed to active roster for remainder of season (10/7)...Originally signed as an undrafted free agent...Walked on in 1994 and played in 32 games, starting 20, in three-year career at Florida...Recorded 15 career receptions for 261 yards and two touchdowns...Started nine games as a senior, playing in 13, with seven catches for 118 yards and one touchdown to lead Gator tight ends...Named to SEC Academic Honor Roll...Started 11 of 13 games as a junior...Co-recipient of Florida's Best Effort on Offense Award...Led tight ends with eight catches for 143 yards and a touchdown...Awarded scholarship after spring drills in 1995...Saw action in six games in 1994 as a walk-on sophomore...Elected to Florida's Student Senate in 1996...Played defensive end and tight end for 1991 Brentwood Academy State Champion football team...Cousin of Denver Nugget guard Bryant Stith...Major in Building Construction.

59 Daryl Carter **Linebacker** **Wisconsin**
Ht: 6-2 Wt: 232 Born: February 24, 1975

Spent majority of rookie season on Bears' practice squad...Played in one game for Bears and spent 11 weeks on practice squad...Saw first NFL action in season finale at TB (12/21)...Waived in Bears roster cutdown to 60...Signed to practice squad (8/26)...Waived (9/4) before being re-signed to practice squad (9/30)...Originally signed as an undrafted free agent. Games played-started: 1-0...Recorded 178 tackles, 89 solo stops, in four year Badger career...One of six team captains as a senior...Finished fourth on team with 78 tackles, 10 for losses, in 13 starts...Finished second on squad with six sacks as a junior...Athlon's national defensive player of the week and Big Ten defensive player of the week after recording 13 tackles, a sack and a forced fumble vs Penn State...Played as a back-up strong safety and on coverage units as a sophomore...Played on special teams in 1993...Team MVP in both football and track at Washington High in Milwaukee...Second team all-state defensive back after senior year...Rated as fourth best prospect in the state by *Milwaukee Journal*...Started on state champion basketball team and won a state track championship as a hurdler...Major in Afro-American studies.

94 Richard Hogans **Linebacker** **Memphis**
Ht: 6-2 Wt: 249 Born: July 8, 1975

Ruptured left ACL knee in training camp and placed on IR (7/18/97)...Originally drafted in sixth round (201st overall)...Dick Butkus Awards candidate as senior at Memphis...Started last 23 games; 33 career starts...Registered 24 tackles for loss and 8 sacks in career for Tigers...Led team in tackles with 128, including 78 solos in senior campaign...Double digit tackles in 7 of 10 games...Conference USA Defensive Player of Week after making 18 tackles vs. Missouri...Season-high 20 tackles, sack and blocked kick vs. Southern Miss...Started all 11 games at MLB as a junior...Team's second leading tackler with 111 stops...Started games at defensive end, linebacker and nose guard over sophomore season; also a valuable special teams player...Had 40 tackles and 3 quarterback sacks...Played in 11 games and started six contests as a defensive end as a freshman...Named *Football News* Freshman all-America second-team...Had 3 sacks and 3 tackles for loss...All-city performer as fullback and defensive end at Spencer High in Columbus, GA...Team captain for three years...Also lettered in basketball...Single.



Players With Pro Experience

8

Aaron Kanner

Ht: 6-1 Wt: 220

Punter

Born: September 25, 1970

Catawba College (NC)

Signed by Bears during off-season (4/19)...Spent time in Carolina (1996) and Cincinnati (1997) camps...Joined Cincinnati in 1997 off-season and later waived (5/6/97)...Participated in Carolina's training camp in 1996 before being waived in 60 cutdown (8/19/96)...Punted two years in Canadian Football League (1994-95)...Totaled 216 punts for 42.5 yard average...Also handled kickoff duties...Among league leaders in net average with Memphis in 1995...Finished fourth in CFL gross average in 1994 with Shreveport...NAIA all-American as a senior punter at Catawba...Two-time all-SAC 8 honors...All-conference in baseball with .377 batting average and 44 RBI as a senior...All-state baseball standout at Manalapan (NJ) High...Earned all-county honors in football and all-district honors in basketball...Named top high school athlete in five-school athletic district...Married (Shannon).

90

Mark Lee

Ht: 6-4 Wt: 270

Defensive End

Born: June 4, 1972

Western Colorado State

Played with Scottish Claymores of NFL Europe in summer of 1998...Signed to Chicago's practice squad (11/18/97) for second half of 1997 season after being waived by Washington in training camp (8/19/97)...Spent short stint with Minnesota in 1996...Spent second half of season on Bears' practice squad...Worked with Washington during training camp before being waived (8/19)...1996 — Signed to Washington's practice squad after being cut from Minnesota in training camp (8/16/96)...Placed on IR after breaking wrist with Redskins (10/29)...Originally signed as an undrafted free agent by Vikings (4/29/96)...Recorded 17 tackles for losses, 10 sacks and recovered three fumbles as a senior at Western State...Also batted down three passes and forced two fumbles...Named first team all-Rocky Mountain Athletic Conference.

15

Chris Miller

Ht: 5-10 Wt: 192

Wide Receiver

Born: July 10, 1973

USC

Played for Scottish Claymores of NFL Europe in summer of 1998...Signed to Bears practice squad (12/4/97) after spending training camp with Green Bay and a short stint on Detroit's practice squad...Finished season on Chicago's practice squad...Signed to Detroit Lions practice squad for two days (8/26 - 8/28) before being released...Spent training camp with Packers before being waived (8/18)...Originally drafted by Green Bay in seventh round (213th overall)...One year starter and two-year letter winner at USC (1995-96)...Transferred from West Los Angeles Community College...Caught 64 passes for 1,008 yards and six touchdowns in two years with Trojans...Averaged 20.4 yards on kick returns at USC...Led Trojans as a senior with 43 receptions for 793 yards and five touchdowns...Played in both the Hula Bowl and the Blue-Gray game...Played in all 12 games for Trojans as a junior, mostly as a reserve wideout...Finished with 21 receptions for 215 yards and one touchdown...Led team with 12 kickoff returns for 23.8 yard average...A 1994 SuperPrep JUCO 100 and All-Western State Conference first-team selection in his only season at WLACC...Grabbed 41 receptions for 762 yards and seven touchdowns...Rushed 11 times for 86 yards and three touchdowns...Selected all-conference and all-city as a senior at Dorsey High in Los Angeles...Lettered twice as a wide receiver and led team to City 4-A title...Cousin Keyshawn Johnson plays for New York Jets...Graduated with BA in History...Married (Rashida)...Son (Jeloni).

62

Shont'e Peoples

Ht: 6-2 Wt: 249

Linebacker

Born: August 30, 1972

Michigan

Signed with Chicago as a free agent (2/18/98)...Played three years in the Canadian Football League averaging 14 sacks a season (1994-95, 1997)...Led Winnipeg Blue Bombers defense with 13 sacks and 67 tackles, nine for losses...Added one fumble recovery and knocked down two passes...Recorded three multi-sack games, including a three-sack performance in the season finale...1996 — Sat out 1996 season after the removal of a non-malignant tumor from his leg...Selected by the Saskatchewan Roughriders in third round (21st overall) in the US Team Dispersal Draft. 1995 — Led Birmingham Baracudas with 15 sacks, finishing fourth in the league...Recorded 41 tackles and two fumble recoveries, one returned 42 yards for a touchdown...Knocked down on pass...Second player taken overall in the Las Vegas Posse Dispersal Draft. 1994 — Led now defunct Las Vegas Posse with 14 sacks, fourth in the CFL, as a rookie...Finished second in league with five fumble recoveries...Added 27 defensive tackles and two special teams stops...Originally signed to CFL's Posse as a free agent in June...Started two years at strong safety at Michigan...Recorded 158 tackles, seven interceptions and four sacks over collegiate career...Second on team with 76 tackles and three interceptions as a senior (1993)...Named all-Big Ten first team by coaches and honorable mention all-Big Ten by media after junior season...Started 10 of 12 games and led team with three interceptions...Finished third on Rose Bowl team with 72 tackles...Played in 11 of 12 games as a sophomore...Dream Team selection by *The Detroit News* and named first-team all-state by the *Detroit Free Press* as a senior at Arthur Hills High (Saginaw, MI)...Played halfback, flanker and free safety...Also lettered in basketball.



Players With Pro Experience

96

Tyrone Williams

Ht: 6-4 Wt: 292

Defensive Tackle

Born: October 22, 1972

Wyoming

Signed with Bears in 1997 off of St. Louis' practice squad....Played for Rhein Fire of World League in 1997...Played in three games collecting four tackles...Inactive for four contests and dressed at Min (11/9), but did not play...Recorded two tackles in first NFL action vs NYJ (11/16)...Subbed at defensive tackle vs TB (11/23) and collected two tackles at Det (11/27)...Spent training camp with St. Louis...Waived in cutdown to 60 (8/19) and was signed to Bears original practice squad (8/27)...Waived from Chicago's practice squad (9/11) and later signed to active roster (10/29). Games played-started: 3-0...1996 — Spent season on Rams practice squad...Originally signed as an undrafted free agent by Rams (7/25)...Three-year starter at Wyoming...Played defensive end for first two seasons before switching to tackle as a junior...posted 44 tackles and four sacks as a senior...Played football and basketball at LaVista High in Papillion, Neb...Married (Amy)...Sons (De'shon and Amandre').

73

Emmett Zitelli

Ht: 6-3 Wt: 295

Center

Born: March 13, 1974

Purdue

Played for Scottish Claymores of NFL Europe in summer of 1998...Spent all but two weeks on Bears' practice squad as a rookie...Waived during training camp (8/19) and later signed onto practice squad (9/4)...Waived from practice squad (9/30) and re-signed to developmental unit (10/7)...Originally signed as an undrafted free agent...Started final 33 games at Purdue...Named Second Team all-Big Ten after senior season...Team co-captain anchored third rated passing team in Big Ten...Honorable mention all-Big Ten as a junior guard...Winner of Bollermaker Brawn Award for strength, power and speed development...Switched from center to guard in spring of 1995...Started all contests as a sophomore center...Started six games as a red-shirt freshman due to injuries and played in four others...Won Purdue's Verle Campbell Scout Team Award as a true freshman...Pittsburgh Post-Gazette Feb 22 member and Pittsburgh Press All-Star selection as a senior at Montour High (McKees Rocks, PA)...Also played defensive tackle as a senior, recording 65 tackles and five sacks...President of National Honor Society and Honor Roll student...Majored in Materials Science Engineering.

TURF TESTED

Since their first game on artificial turf on September 19, 1971, the Bears have compiled a 124-104-1 record on turf. The franchise has played on turf in 19 stadiums — including Soldier Field, which had artificial grass from 1971 through the 1987 season. Last year, the Bears won their first-ever contest in St. Louis' Trans World Dome. This season, the Bears make their first visit to Atlanta's Georgia Dome.

Buffalo	Rich Stadium	1-2	
Chicago	Soldier Field (1971-87)	76-50-1	(4-3 in playoffs)
Cincinnati	Riverfront Stadium	1-1	
Dallas	Texas Stadium	3-5	(0-1 in playoffs)
Detroit	*Silverdome	9-13	
Houston	*Astrodome	1-2	
Indianapolis	*RCA Dome	2-0	
Kansas City	Arrowhead Stadium	2-2	
Minnesota	*Metrodome	7-9	(1-0 in playoffs)
New England	Foxboro	0-1	
New Orleans	*SuperDome	3-4	(1-0, Super Bowl)
NY Giants	Giants Stadium	2-1	
NY Jets	Giants Stadium	2-0	
Philadelphia	Veterans Stadium	4-2	(0-1 in playoffs)
Pittsburgh	Three Rivers	1-2	
San Francisco	3-Com Candlestick Park	1-3	
Seattle	*Kingdome	1-2	
St. Louis	Busch Stadium	1-2	
St. Louis	*Trans World Dome	1-0	
Total		118-103-1	(6-5 in playoffs)

* Indicates "domed" stadium, which does not include a 12/18/32 game in Chicago Stadium played on grass (dirt) brought into the stadium. Bears dome record is 24-31, including 3-0 in the playoffs.



Undrafted Free Agents

70d Ken Anderson Defensive Tackle Arkansas
 Ht: 6-3 Wt: 306 Born: October 4, 1975

Lettered all four years at Arkansas...Totalled 17 tackles for losses as a Razorback...Started nine of 11 games as a senior with collegiate-best 41 tackles, six for losses...Started 10 of 11 games as a junior...Recorded 26 tackles, including seven behind the line of scrimmage for 22 yards in losses...Started three games as a sophomore, totaling 23 tackles on the season...Played as a back-up lineman during 1994 season...Injured in the second game of his freshman season ('93) and received a medical hardship...All-conference as an offensive and defensive lineman after senior year at Captain Shreve High (Shreveport, LA)...Brother is a military escort for President Bill Clinton...Majored in social work.

36o Anthony Bookman Running Back Stanford
 Ht: 5-6 Wt: 185 Born: January 11, 1976

Left Stanford ranked third all-time with 2,523 rushing yards...Finished fifth in Cardinal annals with 3,874 all-purpose yards...His 17 career rushing touchdowns rates fifth in school record books... In addition to football competed on Cardinal track team all four years as a sprinter...Led team in rushing with 800 yards and seven touchdowns as a senior...Recorded four 100-yard performances...Had four touchdown runs for over 58 yards...Started 11 of 12 games as a junior...Gained 274 yards on 82 carries...Caught 13 passes for 152 yards...Named second team all-Pac 10 after rushing for 872 yards as a sophomore...Caught 20 passes for 221 yards...Finished season with 1,178 all-purpose yards, placing him seventh in the conference...Started six games as a freshman after starting season third on depth chart...Led team with 577 yards rushing and seven touchdowns...Caught eight passes for 94 yards and returned 17 kickoffs for 341 yards...First-team Prep all-American as a senior wide receiver at Grand Prairie (TX) High...First-team all-area following junior and senior seasons...1994 district champion in 100 meter dash...Member of National Honor Society...Majored in political science.

38d Jim Cantelupe Defensive Back West Point
 Ht: 6-0 Wt: 195 Born: March 12, 1974

Signed free agent contract with Bears in 1998 off-season (5/11)...Spent last two years fulfilling military assignment after completing collegiate career at Army in 1995...Started at free safety (32 games) for final three years of collegiate career...Finished third or better in tackles final three seasons for Cadets...Also served as primary punt return man for final three years...Elected co-captain of cadets as senior...Led defense with 74 tackles in 11 starts at free safety spot...Led team with three interceptions along with two forced fumbles and a fumble recovery...Returned 13 punts for 86 yards...Named to ECAC all-star team after junior season...Finished second on team with 99 tackles despite missing final game...Tied for team lead with three interceptions...Fractured fibula in left leg during second half vs Boston...Underwent corrective surgery and rehabilitated following season...Jumped into starting line-up as a sophomore...Career-high 102 tackles was good for third on Army team...Led team with three interceptions and four forced fumbles...Played in four games as a freshman reserve in 1992...Three-year letterman at Trinity High (Garfield Heights, Ohio)...Played both wide receiver and safety...Also lettered three times in baseball...Majored in operations research.

36d Quincy Coleman Cornerback Jackson State
 Ht: 5-10 Wt: 182 Born: May 23, 1975

Four-year starter at corner for Jackson State...Named first team all-Southwestern Conference senior year after recording 41 tackles, four interceptions, 10 pass break-ups, one forced fumble and one fumble recovery...Returned one interception 95 yards for a touchdown...Played in East-West Shrine Game...Led team in pass break-ups as a junior with 12 and finished second with four interceptions...Recorded 42 tackles...Named first team all-SWAC...Finished second on team in interceptions (5) and pass break-ups (16) as a sophomore...Recorded 25 tackles, forced a fumble and recovered two fumbles, returning one for a touchdown...Named second team all-SWAC...Recorded 50 tackles, 11 pass defenses and tied for team lead with four interceptions as a freshman...Returned on interception for a touchdown...Played high school football at Phillips High in Birmingham, AL.

78d Brad Crowley Defensive End Texas A&M
 Ht: 6-4 Wt: 275 Born: September 8, 1974

Four-year letterman at Texas A&M...Started at right defensive guard senior...Led down linemen with 67 tackles, six sacks and 15 stops for losses...Recovered two fumbles and forced a third...Played in every game as a junior, starting final three contests...Finished with 29 tackles, one sack and two tackles for losses...Started two games as a sophomore and used as a reserve...Recorded eight tackles, one sack and one tackle for a loss...Appeared mostly on special teams as a freshman, finishing with six tackles...Redshirted in 1993...Played tight end, linebacker and center for Calallen High in Corpus Christi, Tex...Recorded 75 tackles and returned an interception for a touchdown as



Undrafted Free Agents

a senior...Named to the Super Team by AP as a center...Consensus pick as a Texas Top 100 pick...Majored in agricultural economics.

79 **KeJaun DuBose** **Defensive Tackle** **Northwestern**
Ht: 6-2 Wt: 285 Born: April 1, 1975

Started 11 of 12 games at defensive tackle as a senior...Finished with 23 tackles, four for losses, one sack and a fumble recovery...Played in final 11 games as a back-up defensive tackle as a junior...Recorded nine tackles, one for a loss, and one sack...Played in eight games as a sophomore earning one start...Finished season with three tackles...Saw action in six games as a freshman...Did not play in a game in 1993...Selected all-district, all-metro and all-state as a defensive tackle his senior season at Jennings (MO) High...Recorded 46 tackles with five sacks on defense and caught 15 passes for 204 yards and two touchdowns on offense as a tight end...Lettered in basketball and track...Member of the National Honor Society...Majored in organizational studies.

17 **Jim Farrell** **Wide Receiver** **Western Illinois**
Ht: 6-1 Wt: 203 Born: March 6, 1976

Played one year at Western Illinois as a senior walk-on...Named to Gateway Football Conference Honorable Mention list after leading Leathernecks with four touchdowns on 35 catches for 421 yards...Named to GFC all-newcomer team at wide receiver...District V Academic all-American and first team Gateway all-academic with 3.60 grade point average...Competed in the Decathlon for WIU track team as a junior...Graduated from Fremd High in Palatine...Majored in history.

38 **Chester Ford** **Fullback** **Tennessee**
Ht: 5-11 Wt: 238 Born: January 16, 1974

Signed free agent contract with Bears in 1998 off-season (4/13)...Out of football during 1997 season...Started 10 of 12 games at fullback for Tennessee in 1996...Rushed for 50 yards and a touchdown on 20 carries as a senior...Started nine games as a junior fullback...Rushed for 50 yards and three touchdowns on 14 carries...Missed Oklahoma State game with shoulder injury and Southern Mississippi game with sprained ankle...Switched from defensive end to fullback prior to 1994 season...Served as blocking back, but carried ball four times for one touchdown...Started 1993 season as a back-up defensive end, but was lost for season after injuring knee in opener...Redshirted in 1992...USA Today's player of the year for state of Kentucky as a senior nose guard at Danville High...Louisville Quarterback Club Paul Hornung Award winner as Kentucky's top player...First-team all-state three straight years and named captain of all-state team as a senior...Averaged 14 tackles and two sacks over prep career...Majored in education/business training.

450 **Carlos Knight** **Running Back** **Jackson State**
Ht: 5-10 Wt: 230 Born: May 13, 1974

Left Jackson State ranked as the fifth all-time leading rusher with 2,307 yards on 476 carries...Scored 23 rushing touchdowns in four years...Caught 45 passes for 385 yards and three touchdowns as a Tiger...Named first team all-SWAC after rushing for 869 yards and 10 touchdowns on 167 carries as a senior...Added 12 catches for 113 yards and two TDs...Led team in scoring with 72 points...Led SWAC in rushing with 899 yards and nine touchdowns on 177 carries...Caught 14 passes for 135 yards...Rushed for career-high 148 yards against Prairie View...Earned first team all-SWAC honors...Finished second on team with 436 yards and three touchdowns on 101 carries as a sophomore...Caught 16 passes for 127 yards...Sat out 1994 season due to injury...Rushed for 103 yards and a touchdown on 31 carries as a freshman...Caught three passes for 10 yards and a touchdown...Graduated from Provine High in Jackson, Miss.

780 **Jay Korth** **Guard** **Wyoming**
Ht: 6-3 Wt: 294 Born: August 1, 1974

Four-year starter on Wyoming's offensive line...Started three years at left guard and final season at center...Finished collegiate career with 46 consecutive starts...Academic all-WAC selection all four years as a Cowboy...Earned Academic all-America honors as a junior and senior...All-American selection by *Successful Farming* magazine for final three years...First team all-WAC after moving to center for senior season...Started all 12 games at left guard as a junior...Named to WAC's Pacific Division second team...Started all 11 games at left guard as a sophomore earning second team all-WAC honors...Started at left guard as a freshman earning honorable mention all-WAC honors...Wyoming nominee for WAC Freshman of the Year...Red-shirted 1993 season...Three-time all-conference and all-state selection as an offensive and defensive tackle at Battle Creek (NE) High...Won first team Superstate honors after leading team to state title as a senior...Two-time all-state performer in basketball, leading his team to state title as a junior...Lettered in track...Class valedictorian...Majored in mechanical engineering.



Undrafted Free Agents

19 Jim McElroy

Ht: 5-10 Wt: 155

Wide Receiver

Born: September 15, 1976

UCLA

Averaged over 20 yards per catch at UCLA, tops in school history...Ranks third all-time on receiving yards list (2,029) and ninth in receptions (101)...Ranks second all-time in Bruin annals with 54 kickoff returns (1,259 yards)...Led nation with 21.5 yard average per catch as a senior...Led Bruins with career-high 47 receptions for 988 yards and 10 touchdowns...Selected second team all-Pac 10 by coaches...Led team with 527 yards on 26 catches as a junior...All but three of his 26 catches went for first downs...Averaged 25.1 yards on 15 kickoff returns...Set career-highs with eight receptions for 149 yards vs USC...Finished fourth on team with 19 receptions for 403 yards as a sophomore...Averaged 21.2 yards per catch...Had six catches for at least 45 yards...Caught nine balls for 111 yards and a touchdown as a true freshman...Only second true freshman since 1973 to catch a TD pass...Lettered two years in football at Washington High in Los Angeles...First team all-American by *Blue Chips* and *Super Prep* magazines as a senior...Selected all-league his final two seasons; at wide receiver as a senior and defensive back as a junior...Lettered three years in track...Voted team MVP of track team as a sophomore and senior...Majored in history.

45d Wasswa Serwanga

Ht: 5-11

Free Safety

Wt: 194

UCLA

Born: July 23, 1976

Started final 10 games of senior season at UCLA in defensive secondary...Finished season with 48 tackles, five sacks, 11 tackles for losses and four interceptions...Transferred to UCLA in 1996 from Pacific after its football program was dropped...Played in all 11 games and recorded 32 tackles and four quarterback sacks in first year as a Bruin...Defensive winner of John Boncheff, Jr Memorial Award for Rookie of the Year...Played in eight of 11 games as a sophomore at Pacific...Recorded 23 tackles and three interceptions...Saw limited action as a true freshman at Sacramento State in 1994...Three-time letter winner as a corner at Sacramento (CA) High...First-team all-Metro and honorable mention all-city as a senior...Lettered three years in track...Twin brother Kato signed free agent contract with New England Patriots...Majored in pre-psychology.

43d Greg Williams

Ht: 5-10 Wt: 191

Strong Safety

Born: March 12, 1976

North Carolina

Joined one of the top secondary's in the nation after switching from wide receiver to safety before junior season...Received Tar Heel's Most Improved Defensive Player of the Year after senior season...Started nine games, recording 83 tackles, two interceptions and eight pass break-ups...Posted at least 10 tackles in five of nine games...Severely sprained ankle kept him out of final two regular season contests...Made successful transition from wide receiver to strong safety as a junior...Moved into starting line-up in third week and averaged six tackles a game the rest of the year...Recorded 66 tackles, four pass defenses and an interception...Played in 10 of 11 games at wide receiver as a sophomore...Recorded his first and only career-catch for 10 yards vs Ohio...One of three North Carolina true freshman to see playing time in 1994...Played in every game, returning three kickoffs for 48 yards...Named first-team *USA Today*, *Parade* and *SuperPrep* all-America as a senior at Bolingbrook (IL) High...Unanimous all-state selection and named Player of the Year in the state of Illinois by Gatorade, the *Chicago Sun-Times* and the *Chicago Tribune*...All-conference selection in 1992 and 1993 on both offense and defense...Majored in sociology.



TM



Training Camp

For the 15th consecutive year, the Bears' training camp will be held at the University of Wisconsin-Platteville. The site, 180 miles northwest of Chicago, provides the Bears with five practice fields, two lockerrooms, a weight room, meeting rooms, and dorms for players, staff, media, and guests.

INFO: General Camp: 608 / 342-1201 Address: Bryan Harlan: 608 / 342-1330 (evening)
Public Relations: 608 / 342-1511 Chicago Bears Phil Handler: 608 / 342-1804 (evening)
Administration: 608 / 342-1636 U. of Wisconsin-Platteville Scott Hagel: 608 / 342-1350 (evening)
PR Fax: 608 / 342-1877 Platteville, WI 53818

DATES: Two-a-day practices begin Friday, July 24th. The Bears will be in Platteville through August 19, with several exceptions: on July 30-Aug1, the Bears will be in LaCrosse, WI, to practice with the New Orleans Saints; and August 7-9 and August 13-15, the Bears play pre-season road games.

PRACTICES and SCRIMMAGES: Practice times are subject to change, but tentatively the morning workout starts at 9:00 AM with the afternoon session at 4:00 PM. Practices are on the UW-Platteville campus and are open to the public free of charge. There will be neither a scrimmage nor practices against other teams in Platteville in 1998, due to the trip to LaCrosse with the Saints.

MEDIA: Credentials are required to cover practices and press conferences. They can be obtained in the basement of Porter Hall. The media work room, equipped with phones, is also located in the basement of Porter.

PREVIOUS TRAINING CAMPS:

1984-Present	University of Wisconsin-Platteville, Wisconsin
1975-83	Lake Forest College, Lake Forest, Illinois
1944-74	St. Joseph's College, Rensselaer, Indiana
1935-43	St. John's Military Academy, Delafield, Wisconsin
1934	Lane Tech High School, Chicago, Illinois
1933	Notre Dame, South Bend, Indiana

DIRECTIONS TO PLATTEVILLE FROM CHICAGO: (approximately three hours driving)

- Take 90 West to Route 20 West through Freeport, IL; continue on Rt. 20 to Rt. 84 North, which becomes Wisconsin Rt. 80/81. Route 80/81 will enter Platteville.

- or -

- Take 90 West through Rockford to Beloit, WI. Take 81 West from Beloit; it becomes Rt. 11 West. Stay on Rt. 11 West to Rt. 23 west of Gratoit. Take Rt. 23 North to Rt. 81 West; stay on Rt. 81 for 29 miles until you enter Platteville.

DIRECTIONS FROM LAKE FOREST:

- Take Highway 41 North to Highway 173. Turn left on 173 and follow to Richmond, IL. Turn right on Highway 12; stay on 12 and enter Wisconsin. Continue on 12 to Interstate 43, and take 43 South to Beloit, WI. As you enter Beloit, continue going straight as the road turns into Highway 81. Take 81 West from Beloit; it becomes Rt. 11 West. Stay on 11 West to Route 23. Take 23 North toward Darlington, WI to 81 West, and stay on 81 West for 29 miles until you enter Platteville.

DIRECTIONS UPON ENTERING PLATTEVILLE:

- After entering Platteville on Route 81, you will come to a stoplight. Turn left onto Highway 151. Turn right onto Staley (McDonalds is on the right). Take the second left onto Gridley. Turn left onto Southwest Road; the stadium will be on your left. Turn right onto Longhorn Drive and follow Longhorn up the hill past the cemetery. Turn left at the stop sign, and follow the road to the dorms, which will be on your right.



1998 Bears Veteran Roster

No	Name	Pos	Ht	Wt	Born	Exp	College	Acq
29	Allen, Tremayne	TE	6-2	244	8-9-74	2	Florida	UnFA-97
84	Allred, John	TE	6-4	249	9-9-74	2	USC	D2-97
24	Autry, Darnell	RB	5-10	210	6-19-76	2	Northwestern	D4-97
30	Bell, Ricky	CB	5-10	194	10-2-74	2	North Carolina St.	WFA-97(Jax)
32	Bennett, Edgar	RB	6-0	218	2-15-69	7	Florida State	UFA-98
82	Bowens, Fabien	WR	5-11	190	2-29-72	2	Western Illinois	UnFA-95
23	Carter, Marty	S	6-1	214	12-17-69	7	Mid. Tennessee St.	UFA-95
25	Carter, Tom	CB	6-0	189	9-5-72	6	Notre Dame	TFA-97 (Wash)
52	Collins, Andre	LB	6-1	240	5-4-68	9	Penn State	UFA-98
80	Conway, Curtis	WR	6-1	194	3-13-71	5	USC	D1-93
21	Cousin, Terry	CB	5-9	182	4-11-75	2	South Carolina	UnFA-97
81	Engram, Bobby	WR	5-10	192	1-7-73	3	Penn State	D2-96
99	Flanigan, Jim	DT	6-2	288	8-27-71	5	Notre Dame	D3-94
46	Forbes, Marlon	S	6-1	215	12-25-71	3	Penn State	UnFA-95
93	Grasmanis, Paul	DT	6-2	298	8-2-74	3	Notre Dame	D4-96
49	Hallock, Ty	FB	6-2	256	4-30-71	6	Michigan State	UFA-98
33	Harmon, Ronnie	RB	5-11	195	5-7-64	13	Iowa	WFA-97 (Ten)
55	Harris, Sean	LB	6-3	248	2-25-72	4	Arizona	D3a-95
27	Harris, Walt	CB	5-11	195	8-10-74	3	Mississippi State	D1-96
64	Heck, Andy	T	6-6	298	1-1-67	10	Notre Dame	TFA-94 (Sea)
74	Herndon, Jimmy	T	6-8	318	8-30-73	3	Houston	TR-97 (Jax)
48	Hiles, Van	S	6-0	198	11-1-75	2	Kentucky	D5-97
67	Huntington, Greg	G/C	6-3	308	9-22-70	6	Penn State	WFA-97 (Jax)
1	Jaeger, Jeff	K	5-11	190	11-26-64	12	Washington	UFA-96
12	Kramer, Erik	QB	6-1	204	11-6-64	9	North Carolina St.	UFA-94
76	Lee, Shawn	DL	6-2	300	10-24-66	11	North Alabama	TR-98 (SD)
87	Lewis, Thomas	WR	6-1	195	1-10-72	5	Indiana	UFA-98
53	Lowery, Michael	LB	6-0	232	2-14-74	3	Mississippi	UnFA-96
26	Mangum, John	S	5-10	192	3-16-67	9	Alabama	D7-90
44	Mathis, Dedic	CB	5-10	188	9-26-73	3	Houston	WC-98
54	McDonald, Ricardo	LB	6-2	248	11-8-69	7	Pittsburgh	UFA-98
92	Minter, Barry	MLB	6-2	242	1-28-70	6	Tulsa	TR-93 (Dal)
13	Mirer, Rick	QB	6-2	215	3-19-70	6	Notre Dame	TR-97 (Sea)
86	Penn, Chris	WR	6-0	198	4-20-71	5	Tulsa	TR-97 (KC)
75	Perry, Todd	G	6-5	308	11-28-70	6	Kentucky	D4a-93
68	Reeves, Carl	DE	6-4	270	12-17-71	3	North Carolina State	D6b-95
16	Sauerbrun, Todd	P/KO	5-10	209	1-4-73	4	West Virginia	D2b-95
98	Simpson, Carl	DT	6-2	292	4-18-70	6	Florida State	D2-93
14	Smith, Eric	WR	5-11	183	9-15-71	2	LSU	WFA-97 (KC)
18	Stenstrom, Steve	QB	6-1	206	12-23-71	4	Stanford	WC-95 (KC)
91	Thierry, John	DE	6-4	265	9-4-71	5	Alcorn State (MS)	D1-94
95	Thomas, Mark	DE	6-5	272	5-6-69	7	North Carolina State	UFA-97
22	Tindale, Tim	FB	5-10	220	4-15-71	4	Western Ontario	UFA-98
58	Villarrial, Chris	C/G	6-4	310	6-9-73	3	Indiana (PA)	D5-96
97	Wells, Mike	DT	6-3	310	1-6-71	6	Iowa	UFA-98
89	Wetnight, Ryan	TE	6-2	236	11-5-70	6	Stanford	UnFA-93
60	Wiegman, Casey	C	6-3	295	7-20-75	3	Iowa	WC-97 (NYJ)
71	Williams, James	T	6-7	340	3-29-68	8	Cheyney State (PA)	UnFA-91
72	Zandofsky, Mike	G	6-2	308	11-30-65	10	Washington	UFA-98



1998 Bears First Year Roster

FIRST YEAR PLAYERS* (11)

No	Name	Pos	Ht	Wt	Born	College	Acq
20	Allen, James	RB	5-10	215	3-28-75	Oklahoma	WFA-97 (Phi-PS)
59	Carter, Daryl	LB	6-2	232	2-24-75	Wisconsin	UnFA-97
94	Hogans, Richard	LB	6-2	249	7-8-75	Memphis	D6b-97
35	Johnson, Clyde	S	5-10	195	5-22-70	Kansas State	WFA-97
8	Kanner, Aaron	P	6-1	220	9-25-70	Cawtawba College (NC)	WFA-98
90	Lee, Mark	DT	6-4	270	6-4-72	Western State Colorado	WFA-97(Was)
15	Miller, Chris	WR	5-10	192	7-10-73	USC	WFA-97 (Det)
62	Peoples, Shont'e	LB	6-2	249	8-30-72	Michigan	WFA-98
83	Robinson, Marcus	WR	6-3	215	2-27-75	South Carolina	D4b-97
96	Williams, Tyrone	DT	6-4	292	10-22-72	Wyoming	WFA-97 (StL-PS)
73	Zitelli, Emmett	C	6-3	295	3-13-74	Purdue	UnFA-97

ROOKIES (22)

No	Name	Pos	Ht	Wt	Born	College	Acq
70	Anderson, Ken	DT	6-3	306	10-4-75	Arkansas	UnFA-98
36o	Bookman, Anthony	RB/KR	5-6	185	1-11-76	Stanford	UnFA-98
38d	Cantelupe, Jim	DB	6-0	195	3-12-74	West Point	UnFA-98
36d	Coleman, Quincy	DB	5-10	182	7-23-75	Jackson State	UnFA-98
78d	Crowley, Brad	DE	6-4	275	9-8-74	Texas A & M	UnFA-98
63	Draft, Chris	LB	5-11	222	2-26-76	Stanford	D6a-98
79	DuBose, KeJaun	DT	6-2	285	4-1-75	Northwestern	UnFA-98
39	Enis, Curtis	RB	6-0	242	6-15-76	Penn State	D1-98
17	Farrell, Jim	WR	6-1	203	3-6-76	Western Illinois	UnFA-98
38o	Ford, Chester	FB	5-11	238	1-16-74	Tennessee	UnFA-98
45o	Knight, Carlos	RB	5-10	230	11-15-74	Jackson State	UnFA-98
78o	Korth, Jay	G	6-3	294	8-1-74	Wyoming	UnFA-98
57	Kreutz, Olin	C	6-2	300	6-9-77	Washington	D3-98
65	Mannelly, Patrick	T/LS	6-5	285	4-18-75	Duke	D6b-98
85	Mayes, Alonzo	TE	6-4	259	6-4-75	Oklahoma State	D4-98
43o	McCullough, Saladin	RB/KR	5-10	190	7-17-75	Oregon	UnFA-98
19	McElroy, Jim	WR	5-10	155	9-15-76	UCLA	UnFA-98
4	Moreno, Moses	QB	6-1	205	9-5-75	Colorado State	D7b-98
69	Overhauser, Chad	G	6-4	316	6-17-75	UCLA	D7a-98
37	Parrish, Tony	S	5-10	206	11-23-75	Washington	D2-98
45d	Serwanga, Wasswa	DB	5-11	194	7-23-76	UCLA	UnFA-98
43d	Williams, Greg	S	5-10	191	3-12-76	North Carolina	UnFA-98

* First year designation is for players who have previously been in a professional football league in either training camp, regular season, or post-season; but were not on the active roster (or IR) for at least six games.

pro NUN see ay shun

Tremayne Allen	tree MAIN	Rick Mirer	myer
Darnell Autry	AW tree	Wasswa Serwanga	WASS wuh,
Fabien Bownes	FAY bee en BOW ens		sir WAYNE guh
Paul Grasmanis	grahz MAN us	Casey Wiegman	WEG man
Jeff Jaeger	JAY grr	Todd Sauerbrun	SOUR brun
Olin Kreutz	kroots	John Thierry	theory
Dedric Mathis	DEE drick	Chris Villarrial	vuh LAR ree uhl
Saladin McCullough	sahl la DEEN	Emmett Zitelli	zih TELL ee



Career NFL Stats of Active Bears

SCORING	TDs: Ru-Re-Rt	PAT	FG	S	Pts
Jaeger (11)	0 0 0	287	206	0	905
Harmon (12)	10 24 0	0	0	0	204
Conway (5)	0 23 0	1	0	0	140
Engram (2)	0 8 0	0	0	0	48
Penn (4)	0 8 0	0	0	0	48
Mirer (5)	6 0 0	0	0	0	36
Wetnight (5)	0 4 0	0	0	0	24
Collins (8)	0 0 3	0	0	0	18
Hallock (5)	0 3 0	0	0	0	18
Flanigan (4)	0 2 0	0	0	0	14
Kramer (8)	2 0 0	0	0	0	12
Minter (5)	0 0 1	0	0	0	6
Lowery (2)	0 0 1	0	0	0	6

RUSHING	No	Yds	Avg	Lg	TD
Bennett (5)	936	3,353	3.6	391	19
Harmon (12)	615	2,774	4.5	481	10
Mirer (5)	178	880	4.9	33	6
Autry (1)	112	319	2.8	17	1
Conway (5)	27	219	8.1	20	0
Kramer (8)	108	116	1.1	12	2
Tindale (3)	19	65	3.4	15	0
Hallock (5)	4	21	5.3	11	0
Sauerbrun (3)	3	11	3.7	8	0
Flanigan (4)	1	0	0.0	0	0
Penn (4)	1	-1	-1.0	-1	0

RECEIVING	No	Yds	Avg	Lg	TD
Harmon (12)	582	6,076	10.4	55	24
Bennett (5)	242	1,920	7.9	40	10
Conway (5)	231	3,339	14.5	85	24
Penn (4)	100	1,240	12.4	33	8
Engram (2)	78	788	10.1	24	8
Lewis (4)	74	1,032	13.9	461	5
Wetnight (5)	65	613	9.4	38	5
Hallock (5)	34	299	8.8	24	3
Bowens (2)	12	146	12.2	21	0
Autry (1)	9	59	6.6	14	0
Allred (1)	8	70	8.8	18	0
Tindale (3)	5	104	20.8	45	0
Flanigan (4)	3	7	2.3	4	3
M. Carter (7)	1	21	21.0	21	0

PUNT RETURNS	Ret	FC	Yds	Avg	Lg	TD
Engram (2)	32	19	286	8.9	34	0
Lewis (4)	21	6	146	7.0	35	0
Penn (4)	18	6	160	8.9	20	0
Conway (5)	8	9	63	7.9	24	0

() Seasons in the NFL with at least 1 game played.
Does not include post-season games.

KICKOFF RETURNS	No	Yds	Avg	Lg	TD
Harmon (12)	76	1,415	18.6	49	0
Lewis (4)	53	1,237	21.3	911	1
Conway (5)	31	678	21.8	55	0
Engram (2)	27	607	22.5	45	0
Bowens (2)	19	396	20.8	36	0
Penn (4)	11	220	20.0	34	0
Flanigan (4)	2	26	13.0	14	0
Mangum (8)	1	0	0.0	0	0
M. Carter (7)	1	0	0.0	0	0
Thierry (4)	1	0	0.0	0	0

PUNTING	No	Yds	Avg	Net	Tbln20	Lg	B
Sauerbrun (3)	228	9630	42.2	33.1	29	57	72 0
Jaeger (11)	1	18	18.0	18.0	0	0	18 0

INTERCEPTIONS	No	Yds	Avg	Lg	TD
Tom Carter (5)	21	264	12.6	511	1
M. Carter (7)	11	74	6.7	29	0
Collins (8)	10	250	25.0	-	3
Mangum (8)	5	11	2.2	5	0
Minter (5)	2	7	3.5	5	1
W. Harris (2)	7	30	4.3	12	0
S. Lee (10)	2	13	6.5	14	0
McDonald (6)	1	0	0.0	0	0
Mathis (2)	1	31	31.0	31	0

DEFENSE	Tackles	Solo	FF	FR	PD	Sk
M. Carter (7)	883	567	11	3	52	4
Collins (8)	739	452	6	3	23	25.5
McDonald (6)	434	325	5	2	9	13
Mangum (8)	413	250	3	3	29	4.5
Minter (5)	388	207	3	3	15	7.5
Tom Carter (5)	279	230	0	0	79	0
S. Lee (10)	252	175	4	4	0	26.5
Flanigan (4)	250	138	2	3	1	22
W. Harris (2)	207	168	6	3	37	0
Simpson (5)	162	78	2	2	5	3.0
Mathis (2)	95	61	1	0	17	0
Thierry (4)	62	37	3	4	8	6
Reeves (2)	57	25	1	1	0	0.5
M. Thomas (5)	47	32	0	2	1	7.5
Grasmanis (2)	45	21	0	1	0	0.5
Forbes (2)	32	23	0	0	5	0
J. Williams (7)	18	9	0	0	1	1
S. Harris (3)	14	6	0	0	0	0
Lowery (2)	10	4	0	0	0	0
C. Johnson (1)	5	2	0	0	0	0
Cousin (1)	3	2	0	0	1	0
Hiles (1)	3	0	0	0	2	0

PASSING	Att	Cmp	Yds	Cmp%	Y/Att	TD	TD%	Int	Int%	Lg	Sack-Lost	Rating
Kramer (8)	1,908	1,088	12,726	57.0	6.67	81	4.2	62	3.2	85	105-655	78.0
Mirer (5)	1,523	814	9,094	53.5	5.97	41	2.7	56	3.7	60	138-716	65.2
Stenstrom (2)	4	3	37	75.0	9.25	0	0.0	0	0.0	28	1-5	103.1
Conway (5)	4	2	56	50.0	14.0	2	50.0	0	0.0	23	0-0	
Sauerbrun (3)	2	2	63	100.0	33.00	1	100.0	0	0.0	47	0-0	118.8



1997 Final Standings

NATIONAL FOOTBALL CONFERENCE

Central Division

	W	L	T	Pct.	PF	PA
Green Bay	13	3	0	.813	422	282
*Tampa Bay	10	6	0	.625	299	263
*Detroit	9	7	0	.563	379	306
*Minnesota	9	7	0	.563	354	359
BEARS	4	12	0	.250	263	421

Eastern Division

N.Y. Giants	10	5	1	.656	307	265
Washington	8	7	1	.531	327	289
Philadelphia	6	9	1	.406	317	372
Dallas	6	10	0	.375	304	314
Arizona	4	12	0	.250	283	379

Western Division

San Francisco	13	3	0	.813	375	265
Carolina	7	9	0	.438	265	314
Atlanta	7	9	0	.438	320	361
New Orleans	6	10	0	.375	237	327
St. Louis	5	11	0	.313	299	359

* Wild Card qualifier for playoffs

AMERICAN FOOTBALL CONFERENCE

Central Division

	W	L	T	Pct.	PF	PA
Pittsburgh	11	5	0	.688	372	307
*Jacksonville	11	5	0	.688	394	318
Tennessee	8	8	0	.500	333	310
Cincinnati	7	9	0	.438	355	405
Baltimore	6	9	1	.406	326	345

Eastern Division

New England	10	6	0	.625	369	289
*Miami	9	7	0	.563	339	327
N.Y. Jets	9	7	0	.563	348	287
Buffalo	6	10	0	.375	255	367
Indianapolis	3	13	0	.188	313	401

Western Division

Kansas City	13	3	0	.813	375	232
*Denver	12	4	0	.750	472	287
Seattle	8	8	0	.500	365	362
Oakland	4	12	0	.250	324	419
San Diego	4	12	0	.250	266	425

1997 NFL POST-SEASON

NFC Wild Card Playoff Games

Minnesota 23, N.Y. GIANTS 22
TAMPA BAY 20, Detroit 10

NFC Divisional Playoff Games

SAN FRANCISCO 38, Minnesota 22
GREEN BAY 21, Tampa Bay 7

NFC Championship Game

GREEN BAY 23, San Francisco 10

AFC Wild Card Playoff Games

DENVER 42, Jacksonville 17
NEW ENGLAND 17, Miami 3

AFC Divisional Playoff Games

PITTSBURGH 7, New England 6
Denver 14, KANSAS CITY 10

AFC Championship Game

Denver 24, PITTSBURGH 21

SUPER BOWL XXXI at Qualcomm Stadium, San Diego, California

Denver (AFC) 31, Green Bay (NFC) 24

AFC-NFC PRO BOWL at Aloha Stadium, Honolulu, Hawaii

AFC 29, NFC 24

- Miami finished ahead of the New York Jets based on head-to-head sweep (2-0).
- Pittsburgh finished ahead of Jacksonville based on better net division points (78 to Jaguars' 23).
- Oakland finished ahead of San Diego based on better division record (2-6 to Chargers' 1-7).
- Detroit finished ahead of Minnesota based on head-to-head sweep (2-0).
- Carolina finished ahead of Atlanta based on head-to-head sweep (2-0).



1997 Final Statistics

WON 4, LOST 12

Sept. 1	L	24-38	at Green Bay	60,766
Sept. 7	L	24-27	MINNESOTA	59,263
Sept. 14	L	7-32	DETROIT	59,147
Sept. 21	L	3-31	at New England	59,873
Sept. 28	L	3-27	at Dallas	64,082
Oct. 5	L	17-20	NEW ORLEANS	58,865
Oct. 12	L	23-24	GREEN BAY	62,212
Oct. 27	W	36-33ot	at Miami	73,156
Nov. 2	L	8-31	WASHINGTON	53,032
Nov. 9	L	22-29	at Minnesota	63,443
Nov. 16	L	15-23	N.Y. JETS	45,642
Nov. 23	W	13-7	TAMPA BAY	43,955
Nov. 27	L	20-55	at Detroit	77,904
Dec. 7	W	20-3	BUFFALO	39,784
Dec. 14	W	13-10	at St. Louis	66,030
Dec. 21	L	15-31	at Tampa Bay	70,930

	Bears	Opp
TOTAL FIRST DOWNS	305	281
Rushing	94	97
Passing	188	156
Penalty	23	28
3rd Down: Made/Att	91/253	60/189
3rd Down Pct.	36.0	31.7
4th Down: Made/Att	14/27	3/9
4th Down Pct.	51.9	33.3
POSSESSION AVG.	33:08	26:52
TOTAL NET YARDS	4987	4888
Avg. Per Game	311.7	305.5
Total Plays	1128	935
Avg. Per Play	4.4	5.2
NET YARDS RUSHING	1746	1858
Avg. Per Game	109.1	116.1
Total Rushes	490	421
NET YARDS PASSING	3241	3030
Avg. Per Game	202.6	189.4
Sacked/Yards Lost	43/260	38/259
Gross Yards	3501	3289
Att./Completions	595/336	476/273
Completion Pct.	56.5	57.4
Had Intercepted	22	13
PUNTS/AVERAGE	96/42.5	81/43.5
NET PUNTING AVG.	96/32.6	81/36.6
PENALTIES/YARDS	107/867	93/763
FUMBLES/BALL LOST	33/19	25/17
TOUCHDOWNS	28	50
Rushing	14	18
Passing	14	25
Returns	0	7

SCORE BY PERIOD	1	2	3	4	OT	Tot
BEARS	61	72	36	91	3	263
OPPONENTS	78	123	107	113	0	421

SCORING Tds: Ru-Pa-Rt K-PAT FG S Pts

Jaeger	0	0	0	0	20/2021/26	0	83
R. Harris	10	10	0	0		0	60
Proehl	7	0	7	0		0	44
Penn	3	0	3	0		0	18
Engram	2	0	2	0		0	14
Kramer	2	2	0	0		0	12
Autry	1	1	0	0		0	8
Mirer	1	1	0	0		0	8
Conway	1	0	1	0		0	6
Wetnight	1	0	1	0		0	6
Flanigan	0	0	0	0		0	2
BEARS	28	14	14	0	20/2021/26	1	263
OPPONENTS	50	18	25	7	45/4524/32	0	421

2-PT CONVERSIONS: Autry, Engram, Flanigan, Mirer, Proehl; BEARS 5-8, Oppnts 2-5.

RUSHING No Yds Avg Lg TD

R. Harris	275	1033	3.8	68t	10
Autry	112	319	2.8	17	1
Salaam	31	112	3.6	17	0
Kramer	27	83	3.1	31	2
Mirer	20	78	3.9	20	1
T. Carter	9	56	6.2	16	0
Harmon LG	10	36	3.6	14	0
Harmon TM	2	6	3.0	4	0
Conway	3	17	5.7	10	0
Hicks	4	14	3.5	8	0
Smith	1	12	12.0	12	0
Sauerbrun	2	8	4.0	8	0
Hughes	1	3	3.0	3	0
Le Bel	1	0	0.0	0	0
Penn	1	-1	-1.0	-1	0
BEARS	490	1746	3.6	68t	14
OPPONENTS	421	1858	4.4	76	18

RECEIVING No Yds Avg Lg TD

Proehl	58	753	13.0	78t	7
Penn	47	576	12.3	33	3
Wetnight	46	464	10.1	34	1
Engram	45	399	8.9	23	2
Conway	30	476	15.9	55t	1
R. Harris	28	115	4.1	16	0
Ton. Carter	24	152	6.3	19	0
Harmon LG	18	197	10.9	27	0
Harmon TM	2	8	4.0	6	0
Jennings	14	164	11.7	23	0
Bowens	12	146	12.2	21	0
Autry	9	59	6.6	14	0
Allred	8	70	8.8	18	0
Hughes	8	68	8.5	16	0
Smith	2	22	11.0	12	0
Salaam	2	20	10.0	18	0
T. Allen	1	9	9.0	9	0
BEARS	336	3501	10.4	78t	14
OPPONENTS	273	3289	12.0	89t	25



1997 Final Statistics

INTERCEPTIONS	No	Yds	Avg	Lg	TD
W. Harris	5	30	6.0	12	0
Tom Carter	3	12	4.0	12	0
Mangum	2	4	2.0	4	0
Marshall TM	2	0	0	0	0
Marshall	1	14	14.0	14	0
BEARS	13	60	4.6	14	0
OPPONENTS	22	328	14.9	38t	1

KICKOFF RETURNS	No	Yds	Avg	Lg	TD
Hughes	43	1008	23.4	58	0
Bownes	19	396	20.8	36	0
Smith	10	196	19.6	28	0
Allred	2	21	10.5	11	0
Ton. Carter	2	34	17.0	19	0
Engram	2	27	13.5	20	0
Harmon LG	1	16	16.0	16	0
Wetnight	1	9	9.0	9	0
Marshall TM	0	3	---	3	0
BEARS	79	1694	21.4	58	0
OPPONENTS	52	1237	23.8	69	0

SACKS: Flanigan 6.0, Minter 6.0, B. Cox 5.0, Simpson 4.5, Thomas 4.5, Marshall TM 3.0, Thierry 3.0, Spellman 2.0, M. Carter 1.0, R. Cox 1.0, Mangum 1.0, Grasmanis 0.5, Reeves 0.5, TEAM 38.0, OPPONENTS 43.0

PUNTING	No	Yds	Avg	Net	TB	In20	Lg	B
Sauerbrun	95	4059	42.7	32.8	11	26	67	0
Jaeger	1	18	18.0	18.0	0	0	18	0
BEARS	96	4077	42.5	32.6	11	26	67	0
OPPNTS	81	3526	43.5	36.6	12	28	72	0

PUNT RETURNS	Ret	FC	Yds	Avg	Lg	TD
Hughes	36	7	258	7.2	19	0
Proehl	8	1	59	7.4	14	0
Dulaney	1	0	0	0.0	0	0
Engram	1	0	4	4.0	4	0
BEARS	46	8	321	7.0	19	0
OPPONENTS	52	16	727	14.0	83t	2

FIELD GOALS 1-19 20-29 30-39 40-49 50+

Jaeger	0/0	8/9	8/10	4/6	1/1
BEARS	0/0	8/9	8/10	4/6	1/1
OPPONENTS	0/0	9/9	12/12	3/9	0/2
Jaeger: (42G) (39G) () (38G) (21G) (23G) (41G) (39G, 23G, 47G, 35G) () (29G, 22G, 36G) (34N, 32N) (32G, 25G, 41N) (52G, 32G, 45N) (41G, 38G) (22B, 27G, 20G) ()					
OPPONENTS: (38G, 36G, 29G) (33G, 40N, 28G, 42N) (23G, 33G, 29G, 32G) (27G) (33G, 23G) (38G, 48G) (37G) () (38G) (53N) (48N, 34G, 36G, 34G) (50N, 40N) (40G, 29G) (41N, 43G) (40N, 28G) (20G)					

PASSING	Att	Cmp	Yds	Cmp%	Yd/Att	TD	TD%	Int	Int%	Lg	Sack/Lost	Rating
Kramer	477	275	3011	57.7	6.31	14	2.9	14	2.9	78t	25/149	74.0
Mirer	103	53	420	51.5	4.08	0	0.0	6	5.8	34	16/92	37.7
Stenstrom	14	8	70	57.1	5.00	0	0.0	2	14.3	18	2/19	31.0
Conway	1	0	0	0.0	0.00	0	0.0	0	0.0	0	0/0	39.6
BEARS	595	336	3501	56.5	5.88	14	2.4	22	3.7	78t	43/260	66.1
OPPONENT	476	273	3289	57.4	6.91	25	5.3	13	2.7	89t	38/259	84.8

DEFENSE	Tackles	Solo	Assist	FF	FR	PD	Sacks	Yards	Int-Yds
Mangum	149	79	69		2	9	1	8	2-4
Carter, M.	142	81	59	1		6	1	1	1-14
Minter	134	69	58	1	3	3	6	35	
Cox, B.	133	77	50	1	1	5	5	37	
Harris, W.	94	75	15	4	1	19			5-30
Cox, R.	83	44	37	1		2	1	11	
Flanigan	81	45	28	2	3		6	51	
Simpson	61	26	30			5	4.5	30	
Carter, Tom	56	49	7			19			3-12
Reeves	52	24	27		1		0.5	2	
Thomas, M.	50	21	22	2	1	1	4.5	25	
Marshall	47	26	17	1	1	2	3	29	2-0
Thierry	29	8	15	3		2	3.0	25	
Forbes	28	20	8			5			
Grasmanis	23	14	8		1		0.5	2	
Spellman	17	8	7			2	2	19	
Harris, Sean	10	5	5						
Burton	9	9			1				
Lowery	8	3	5						
Williams, T.	4	2	2						
Cousin	3	2	1			1			
Hiles	3		3			2			
Zorich	2	1	1						

KEY: FF - Forced Fumbles; FR - Fumbles Recovered; PD - Passes Defended
Compiled from coaches watching game films.

See page 15 for special teams tackles.



1997 Game Summaries

Game 1

Green Bay 38, Bears 24

Lambeau Field (60,766)

Monday night, September 1, 1997

CHICAGO	0	11	0	13	- 24
GREEN BAY	3	15	6	14	- 38

PACKERS - Longwell 38-yard FG (7-19, 2:43). **BEARS** - R. Harris 1-yard run (Sauerbrun to Flanigan pass) (14-87, 8:37). **PACKERS** - Thomason 1-yard pass from Favre (Favre to Levens pass) (1-1, 0:05). **BEARS** - Jaeger 42-yard FG (4-7, 2:04). **PACKERS** - Brooks 18-yard pass from Favre (Longwell kick) (5-80, 1:08). **PACKERS** - Longwell 36-yard FG (7-40, 4:11). **PACKERS** - Longwell 29-yard FG (5-16, 2:48). **PACKERS** - Levens 1-yard run (Longwell kick) (11-85, 5:56). **BEARS** - Proehl 22-yard pass from Kramer (pass failed) (14-80, 4:44). **PACKERS** - Wilkins 1-yard fumble return (Longwell kick) **BEARS** - Harris 68-yard run (Jaeger kick) (2-68, 0:28).

	Packers	Bears
First downs.....	18	19
Total net yards.....	315	336
Rushes-yards.....	31-107	30-164
Att-comp-net.....	22-15-208	41-17-172
Times thrown-yds lost.....	2-18	3-20
Int-TDs.....	1-2	2-1
Punts - avg.....	4-40	6-48.2
Penalties-yards.....	6-28	13-91
Fumbles-lost.....	1-1	1-1
Time of possession.....	27:13	32:47

RUSHING

BEARS - R. Harris 13-122-2, Salaam 16-41, Kramer 1-1.

PACKERS - Levens 22-80-1, Favre 7-18, Henderson 2-9.

RECEIVING

BEARS - R. Harris 4-36, Wetnight 3-32, Engram 3-24, Proehl 2-30-1, Penn 2-28, Salaam 2-20, Jennings 1-22.

PACKERS - Thomason 5-58-1, Mayes 4-54, Brooks 3-71-1, Henderson 2-13, Chmura 1-30.

PASSING

BEARS - Kramer 41-17-192, 1 TD, 2 int.
PACKERS - Favre 22-15-226, 2 TD, 1 int.

INTERCEPTIONS

BEARS - M. Carter 1-14.
PACKERS - Evans 1-27, Mullen 1-17.

SACKS

BEARS - R. Cox 1-8, Spellman 0.5-5, Simpson 0.5-5.
PACKERS - G. Brown 1-5, Dotson 1-7, R. White 0.5-4, Wilkins 0.5-4.

Game 2

Minnesota 27, Bears 24

Soldier Field (59,263)

Sunday, September 7, 1997

MINNESOTA	3	0	10	14	- 27
CHICAGO	0	10	7	7	- 24

VIKINGS - Davis 33-yard FG (7-32, 2:58). **BEARS** - Jaeger 39-yard FG (13-59, 5:24). **BEARS** - Proehl 25-yard pass from Kramer (Jaeger kick) (9-65, 4:15). **VIKINGS** - Davis 28-yard FG (8-57, 4:41). **VIKINGS** - O. Thomas 22-yard fumble return (Davis kick). **BEARS** - Engram 10-yard pass from Kramer (Jaeger kick) (11-60, 5:33). **VIKINGS** - Reed 21-yard pass from B. Johnson (Davis kick) (6-77, 2:35). **BEARS** - R. Harris 59-yard run (Jaeger kick) (3-68, 1:34). **VIKINGS** - Walsh 9-yard pass from B. Johnson (Davis kick) (11-61, 2:21).

	Vikings	Bears
First downs.....	23	16
Total net yards.....	378	305
Rushes-yards.....	25-117	23-147
Att-comp-net.....	44-33-261	36-21-158
Times thrown-yds lost.....	3-24	2-16
Int-TDs.....	1-2	0-2
Punts - avg.....	4-26	5-41.8
Penalties-yards.....	2-20	3-15
Fumbles-lost.....	1-0	5-2
Time of possession.....	32:04	27:56

RUSHING

BEARS - R. Harris 8-77-1, Salaam 13-64, Hughes 1-3, Kramer 1-3.

VIKINGS - R. Smith 13-85, Hoard 5-19, Evans 5-10, B. Johnson 2-3.

RECEIVING

BEARS - Engram, 6-63-1, R. Harris 6-15, Proehl 4-51-1, Hughes 2-22, Wetnight 1-9, Penn 1-8, Jennings 1-6.

VIKINGS - Reed 12-118-1, Carter 9-107, Palmer 4-18, Evans 3-10, Goodwin 2-14, Walsh 1-9, Hoard 1-7, R. Smith 1-2.

PASSING

BEARS - Kramer 36-21-174, 2 TD.

VIKINGS - B. Johnson 44-33-285, 2 TD, 1 int.

INTERCEPTIONS

BEARS - W. Harris 1-0.

VIKINGS - None.

SACKS

BEARS - B. Cox 1-9, Flanigan 1-8, Marshall 1-7.

VIKINGS - Alexander 2-16.



1997 Game Summaries

Game 3

Detroit 32, Bears 7

Soldier Field (59,147)
Sunday, September 14, 1997

DETROIT	3	10	10	9	- 32
CHICAGO	7	0	0	0	- 7

BEARS - R. Harris 7-yard run (Jaeger kick) (12-69, 6:35). **LIONS** - Hanson 23-yard FG (10-65, 5:36). **LIONS** - Morton 16-yard pass from Mitchell (Hanson kick) (6-83, 2:46) **LIONS** - Hanson 33-yard FG (7-66, 0:43). **LIONS** - Hanson 29-yard FG (8-35, 2:44). **LIONS** - Vardell 1-yard run (Hanson kick) (9-44, 4:13). **LIONS** - Moore 27-yard pass from Mitchell (pass failed) (2-64, 0:30). **LIONS** - Hanson 32-yard FG (4-(-3), 2:09).

	Lions	Bears
First downs.....	27	19
Total net yards.....	404	284
Rushes-yards.....	35-202	28-94
Att-comp-net.....	25-16-202	40-21-190
Times thrown-yds lost.....	1-13	5-28
Int-TDs.....	0-2	1-0
Punts - avg.....	3-45.3	4-40.3
Penalties-yards.....	4-25	8-75
Fumbles-lost.....	1-1	2-1
Time of possession.....	30:38	29:22

RUSHING

BEARS - R. Harris 2-73-1, Miler 4-14, Salaam 2-7.

LIONS - Sanders 19-161, Rivers 7-15, Vardell 5-15-1, Mitchell 4-11.

RECEIVING

BEARS - Engram 5-60, Proehl 4-46, Hughes 4-33, Penn 3-31, Allred 2-26, R. Harris 2-13, Bowens 1-9.

LIONS - Moore 7-98-1, Morton 4-49-1, Sloan 2-14, Vardell 1-37, Metzelaars 1-14, Sanders 1-3.

PASSING

BEARS - Miler 21-10-90, 1 int, Kramer 19-11-128.

LIONS - Mitchell 25-16-215, 2 TD.

INTERCEPTIONS

BEARS - None.

LIONS - Carrier 1-0.

SACKS

BEARS - Thierry 1-13.

LIONS - R. Brown 2-16, Abrams 1-10, Scroggins 1-2, Porcher 1-0.

Game 4

New England 31, Bears 3

Foxboro Stadium (59,873)
Sunday, September 21, 1997

CHICAGO	0	0	3	0	- 3
NEW ENGLAND	7	7	0	17	- 31

PATRIOTS - Brisby 7-yard pass from Bledsoe (Vinatieri kick) (7-39, 3:50). **PATRIOTS** - T. Brown 52-yard pass from Bledsoe (Vinatieri kick) (5-79, 1:31). **BEARS** - Jaeger 38-yard FG (9-59, 5:21). **PATRIOTS** - Vinatieri 27-yard FG (10-61, 4:24). **PATRIOTS** - C. Martin 70-yard run (Vinatieri kick) (1-70, 0:12). **PATRIOTS** - Purnell 20-yard pass from Zolak (Vinatieri kick) (8-42, 3:23).

	Patriots	Bears
First downs.....	23	9
Total net yards.....	402	199
Rushes-yards.....	21-87	24-79
Att-comp-net.....	40-27-315	25-17-120
Times thrown-yds lost.....	2-19	5-34
Int-TDs.....	1-3	2-0
Punts - avg.....	5-47.6	10-41.3
Penalties-yards.....	6-44	9-75
Fumbles-lost.....	2-2	1-1
Time of possession.....	29:28	30:32

RUSHING

BEARS - R. Harris 21-63, Miler 2-13, Autry 1-3.

PATRIOTS - Martin 14-79-1, Grier 4-10, Byars 1-1, Gash 1-(-1), Meggett 1-(-2).

RECEIVING

BEARS - Engram 5-47, Wetnight 3-46, Penn 3-30, R. Harris 3-17, Proehl 1-8, Jennings 1-5, T. Carter 1-1.

PATRIOTS - T. Brown 6-124-1, Coates 6-61, Jefferson 5-55, Brisby 3-29-1, Martin 3-28, Gash 2-13, Purnell 1-20-1, Byars 1-4.

PASSING

BEARS - Miler 25-17-154, 2 int.

PATRIOTS - Bledsoe 37-24-301, 2 TD, 1 int, Zolak 3-3-33, 1 TD.

INTERCEPTIONS

BEARS - Marshall 1-0.

PATRIOTS - Law 1-30, Moore 1-0.

SACKS

BEARS - Flanigan 1-12, Spellman 1-7.

PATRIOTS - H. Thomas 2-8, Whigham 2-26, Bruschi 1-0.



1997 Game Summaries

Game 5

Dallas 27, Bears 3

Texas Stadium (64,082)
Sunday, September 28, 1997

CHICAGO	3	0	0	0	-3
DALLAS	0	7	17	3	-27

BEARS - Jaeger 21-yard FG (16-77, 7:48).

COWBOYS - Miller 6-yard Aikman

(Cunningham kick) (2-6, 0:10). **COWBOYS** - Cunningham 33-yard FG (10-48, 5:00).

COWBOYS - Irvin 26-yard pass from Aikman (Cunningham kick) (5-63, 2:23). **COWBOYS** - Sanders 83-yard punt return (Cunningham kick). **COWBOYS** - Cunningham 23-yard FG (5-12, 1:27).

Cowboys Bears

First downs.....	13	17
Total net yards.....	180	243
Rushes-yards.....	21-56	33-141
Att-comp-net.....	27-12-124	37-18-102
Times thrown-yds lost.....	3-20	5-17
Int-TDs.....	1-2	2-0
Punts - avg.....	6-55.3	8-45.4
Penalties-yards.....	5-45	8-40
Fumbles-lost.....	1-0	1-0
Time of possession.....	23:32	36:28

RUSHING

BEARS - R. Harris 29-120, Autry 3-22, Penn 1-(-1).

COWBOYS - E. Smith 13-43, Williams 6-23, Aikman 1-1, Sanders 1-(-11).

RECEIVING

BEARS - Proehl 4-33, Engram 3-15, Wetnight 3-13, R. Harris 3-2, Penn 2-22, Jennings 1-14, E. Smith 1-12, Allred 1-8.

COWBOYS - Irvin 6-105-1, Johnston 2-25, LaFleur 1-6, Miller 1-6-1, Bjornson 1-1, E. Smith 1-1.

PASSING

BEARS - Mirer 21-11-62, 1 int, Kramer 16-7-57, 1 int.

COWBOYS - Aikman 27-12-144, 2 TD, 1 int.

INTERCEPTIONS

BEARS - Tom Carter 1-0.

COWBOYS - K. Smith 1-21, Woodson 1-14.

SACKS

BEARS - Minter 1-6, Simpson 1-10, Flanigan 1-4.

COWBOYS - Tolbert 2-7, C. Williams 1-6, Carver 1-2, Casillas 1-2.

Game 6

New Orleans 20, Bears 17

Soldier Field (58,865)
Sunday, October 5, 1997

NEW ORLEANS	0	3	10	7	-20
CHICAGO	3	0	0	14	-17

BEARS - Jaeger 23-yard FG (5-27, 2:03).

SAINTS - Brien 38-yard FG (5-49, 2:11).

SAINTS - Bates 49-yard run (Brien kick) (3-73, 1:19). **SAINTS** - Brien 48-yard FG (8-41, 3:46). **BEARS** - Kramer 1-yard run (Jaeger kick) (7-33, 3:33). **BEARS** - R. Harris 1-yard (Jaeger kick) (2-8, 0:47). **SAINTS** - R. Hill 89-yard pass from Shuler (Brien kick) (1-89, 0:23).

Saints Bears

First downs.....	11	19
Total net yards.....	322	266
Rushes-yards.....	30-137	33-101
Att-comp-net.....	23-9-185	36-19-266
Times thrown-yds lost.....	2-10	5-24
Int-TDs.....	1-1	0-0
Punts - avg.....	9-44.2	12-43.7
Penalties-yards.....	9-79	9-60
Fumbles-lost.....	4-2	1-0
Time of possession.....	25:59	34:01

RUSHING

BEARS - R. Harris 28-82-1, Mirer 4-18, Kramer 1-1-1.

SAINTS - Zellars 14-65, Bates 9-58-1, Davis 6-14, Shuler 1-0.

RECEIVING

BEARS - Engram 6-59, Proehl 3-39, R. Harris 3-0, Wetnight 2-36, Penn 2-35, Hughes 2-13, Jennings 1-7.

SAINTS - R. Hill 5-121-1, Farquhar 2-51, Bates 1-15, Hastings 1-8.

PASSING

BEARS - Kramer 20-12-131, Mirer 16-7-58.

SAINTS - Shuler 23-9-195, 1 TD, 1 int.

INTERCEPTIONS

BEARS - Mangum 1-0.

SAINTS - None.

SACKS

BEARS - Minter 2-10.

SAINTS - Mitchell 1-8, Glover 1-6, Martin 1-6, Harvey 1-2, Sagapolutele 1-2.



1997 Game Summaries

Game 7

Green Bay 24, Bears 23

Soldier Field (62,212)
Sunday, October 12, 1997

GREEN BAY	0	14	7	3	- 24
CHICAGO	10	0	7	6	- 23

BEARS - R. Harris 1-yard run (Jaeger kick) (3-21, 1:15). **BEARS** - Jaeger 41-yard FG (11-57, 4:28). **PACKERS** - Chmura 2-yard pass from Favre (Longwell kick) (11-80, 5:17).

PACKERS - Levens 1-yard pass from Favre (Longwell kick) (5-28, 2:10). **BEARS** - Kramer 3-yard run (Jaeger kick) (12-73, 6:42).

PACKERS - Chmura 12-yard pass from Favre (Longwell kick) (8-55, 3:09). **PACKERS** - Longwell 37-yard FG (4-5, 0:59). **BEARS** - Penn 22-yard pass from Kramer (pass failed) (6-67, 0:44).

	Packers	Bears
First downs.....	22	26
Total net yards.....	277	353
Rushes-yards.....	25-100	34-121
Att-comp-net.....	35-19-177	35-22-232
Times thrown-yds lost.....	0-0	0-0
Int-TDs.....	1-3	2-1
Punts - avg.....	4-41.8	3-46.7
Penalties-yards.....	5-55	6-53
Fumbles-lost.....	0-0	0-0
Time of possession.....	27:40	32:20

RUSHING

BEARS - R. Harris 27-101-1, Autry 2-7, Conway 1-6, Kramer 3-5-1, Tony Carter 1-2.

PACKERS - Levens 12-74, Hayden 7-21, Favre 4-5, Henderson 2-0.

RECEIVING

BEARS - Penn 7-77-1, Conway 5-77, Engram 3-17, Jennings 2-34, R. Harris 2-8, Tony Carter 2-4, Wetnight 1-15.

PACKERS - Freeman 7-86, Henderson 3-20, Brooks 2-24, Chmura 2-14-2, Hayden 2-11, Levens 2-11-1, Thomason 1-11.

PASSING

BEARS - Kramer 35-22-232, 1 TD, 2 int.
PACKERS - Favre 35-19-177, 3 TD, 1 int.

INTERCEPTIONS

BEARS - W. Harris 1-8.
PACKERS - B. Williams 1-25, Harris 1-0.

SACKS

BEARS - None.
PACKERS - None.

Game 8

Bears 36, Miami 33 (OT)

Pro Player Stadium (73,156)
Monday night, October 27, 1997

CHICAGO	7	8	3	15	3	- 36
MIAMI	7	6	6	14	0	- 33

BEARS - Harris 1-yd run (Jaeger kick) (6-20, 3:29).
DOLPHINS - McPhail 71-yd run (Mare kick) (2-80, 0:32). **BEARS** - Jaeger 39-yd FG (11-56, 5:08).
BEARS - Marino sacked by Thierry for safety.

BEARS - Jaeger 23-rd FG (13-57, 7:58). **DOLPHINS** - McPhail 10-yd pass from Marino (pass failed) (10-75, 2:28). **BEARS** - Jaeger 47-yd FG (11-51, 5:49). **DOLPHINS** - Buckley 22-yd fumble return (pass failed). **DOLPHINS** - Drayton 2-yd pass from Marino (Mare kick) (8-83, 3:45). **DOLPHINS** - Abdul-Jabbar 2-yd run (Mare kick) (4-32, 1:37). **BEARS** - Engram 8-yd pass from Kramer (Jaeger kick) (6-80, 1:38). **BEARS** - Penn 25-yd pass from Kramer (Kramer-Engram pass) (6-59, 1:10). **BEARS** - Jaeger 35-yd FG (2-0, 0:47).

	Dolphins	Bears
First downs.....	18	26
Total net yards.....	365	465
Rushes-yards.....	16-119	37-129
Att-comp-net.....	39-18-246	50-32-336
Times thrown-yds lost.....	4-28	1-7
Int-TDs.....	1-0	2-0
Punts - avg.....	6-50.3	5-40.4
Penalties-yards.....	13-83	8-82
Fumbles-lost.....	3-2	3-2
Time of possession.....	24:32	44:53

RUSHING

BEARS - R. Harris 25-106-1, Autry 7-21, Kramer 4-2, Tony Carter 1-0.

DOLPHINS - McPhail 2-77-1, Abdul-Jabbar 11-38-1, Spikes 2-4, Parmalee 1-0.

RECEIVING

BEARS - Engram 8-63-1, Conway 6-100, Wetnight 6-61, Proehl 4-40, Jennings 3-23, Penn 2-33-1, Allred 1-12, Autry 1-8, Harris 1-3.
DOLPHINS - McDuffie 7-137, Perriman 3-52, Drayton 2-29-1, McPhail 2-19, Parmalee 2-16, Jordan 1-13, Abdul-Jabbar 1-8.

PASSING

BEARS - Kramer 50-32-343, 2 TD.
DOLPHINS - Marino 39-18-274, 2 TD, 1 int.

INTERCEPTIONS

BEARS - Marshall 1-0.
DOLPHINS - None.

SACKS

BEARS - Thierry 2-12, Minter 1-10, Thomas 1-6.
DOLPHINS - Bowens 0.5-3.5, Gardener 0.5-3.5.



1997 Game Summaries

Game 9

Washington 31, Bears 8

Soldier Field (53,032)
Sunday, November 2, 1997

TAMPA BAY	14	10	7	0	-31
CHICAGO	0	0	0	8	-8

REDSKINS - Jenkins 9-yard pass from Frerotte (Blanton kick) (8-76, 3:41). **REDSKINS** - Bowie 5-yard run (Blanton kick) (6-55, 3:17). **REDSKINS** - Frerotte 1-yard run (Blanton kick) (8-80, 4:22). **REDSKINS** - Blanton 38-yard FG (6-(-3), 3:07). **REDSKINS** - Shepherd 39-yard pass from Frerotte (Blanton kick) (3-59, 1:17). **BEARS** - Proehl 2-yard pass from Kramer (Kramer to Proehl pass) (15-98, 7:13).

	Redskins	Bears
First downs.....	24	23
Total net yards.....	388	336
Rushes-yards.....	42-203	16-62
Att-comp-net.....	20-14-185	42-25-274
Times thrown-yds lost.....	1-7	2-13
Int-TDs.....	0-2	2-1
Punts - avg.....	3-39.7	6-41.5
Penalties-yards.....	6-56	7-68
Fumbles-lost.....	1-1	3-2
Time of possession.....	32:47	27:13

RUSHING

BEARS - R. Harris 13-43, Kramer 3-19.
REDSKINS - Allen 20-125, Davis 12-41, Bowie 5-17-1, Shepherd 1-17, Logan 2-2, Frerotte 2-1-1.

RECEIVING

BEARS - Tony Carter 5-48, Bownes 4-54, Conway 3-57, Wetnight 3-32, Proehl 3-24-1, Penn 2-27, Ingram 2-16, Jennings 1-15, Autry 1-12, R. Harris 1-2.

REDSKINS - Bowie 4-53, Shepherd 3-68-1, Asher 3-35, Allen 2-25, Jenkins 1-9-1, Mitchell 1-2.

PASSING

BEARS - Kramer 37-21-237, 1 TD, 1 int, Stenstrom 5-4-50, 1 int.

REDSKINS - Frerotte 20-14-192, 2 TD.

INTERCEPTIONS

BEARS - None.

REDSKINS - Dishman 1-7, Richard 1-0.

SACKS

BEARS - M. Thomas 1-7.

REDSKINS - Pounds 1-7, Boutte 1-6.

Game 10

Minnesota 29, Bears 22

H.H.H. Metrodome (63,443)
Sunday, November 9, 1997

CHICAGO	7	3	9	3	-22
MINNESOTA	7	14	0	8	-29

VIKINGS - Palmer 8-yard run (Murray kick) (12-55, 5:40). **BEARS** - R. Harris 1-yard run (Jaeger kick) (10-66, 6:06). **VIKINGS** - Palmer 7-yard pass from B. Johnson (Murray kick) (9-56, 4:52). **BEARS** - Jaeger 29-yard (11-62, 6:22). **VIKINGS** - Evans 3-yard run (Murray kick) (4-29, 1:28). **BEARS** - Jaeger 22-yard FG (12-50, 4:29). **BEARS** - Proehl 59-yard pass from Kramer (pass failed) (2-60, 0:45). **BEARS** - Jaeger 36-yard FG (11-51, 6:53). **VIKINGS** - Hoard 1-yard run (B. Johnson-Carter pass) (9-75, 2:39).

	Vikings	Bears
First downs.....	19	20
Total net yards.....	302	341
Rushes-yards.....	27-109	29-90
Att-comp-net.....	33-22-193	35-23-251
Times thrown-yds lost.....	2-10	2-5
Int-TDs.....	2-1	1-1
Punts - avg.....	5-44.6	4-45
Penalties-yards.....	4-49	4-29
Fumbles-lost.....	0-0	2-1
Time of possession.....	26:41	33:19

RUSHING

BEARS - Autry 13-50, R. Harris 13-22-1, E. Smith 1-12, Kramer 2-(-3).

VIKINGS - Evans 8-50-1, Hoard 13-31-1, Palmer 2-15-1, B. Johnson 3-9, Williams 1-4.

RECEIVING

BEARS - Proehl 9-132-1, Tony Carter 3-29, Wetnight 3-26, Ingram 2-23, Bownes 2-20, R. Harris 2-16, E. Smith 1-10, Autry 1-0.

VIKINGS - Carter 8-69, Hoard 4-25, Palmer 3-41-1, Glover 2-20, Reed 1-21, Evans 1-12, Walsh 1-11, DeLong 1-4, Williams 1-0.

PASSING

BEARS - Kramer 35-23-256, 1 TD, 1 int.

VIKINGS - B. Johnson 33-22-203, 1 TD, 2 int.

INTERCEPTIONS

BEARS - Mangum 1-4, W. Harris 1-0.

VIKINGS - Fuller 1-2.

SACKS

BEARS - B. Cox 1-7, Simpson 1-3.

BRONCOS - Clemons 1-3, Randle 1-2.



1997 Game Summaries

Game 11

New York Jets 23, Bears 15

Soldier Field (45,642)

Sunday, November 16, 1997

NEW YORK	10	13	0	0	-23
CHICAGO	0	0	7	8	-15

JETS - Hall 34-yard FG (7-35, 3:14). **JETS** - K. Johnson 35-yard pass from Foley (Hall kick) (2-56, 0:42). **JETS** - Hall 36-yard FG (7-10, 2:49). **JETS** - Hall 34-yard FG (4-2, 1:52). **JETS** - O. Smith 38-yard interception return (Hall kick). **BEARS** - Penn 4-yard pass from Kramer (Jaeger kick) (7-48, 2:38). **BEARS** - Proehl 5-yard pass from Kramer (Autry run) (13-51, 2:19).

	Jets	Bears
First downs.....	11	27
Total net yards.....	193	356
Rushes-yards.....	32-77	20-49
Att-comp-net.....	25-12-116	65-33-307
Times thrown-yds lost.....	3-20	5-48
Int-TDs.....	0-1	4-2
Punts - avg.....	7-39.7	4-32.5
Penalties-yards.....	9-70	8-55
Fumbles-lost.....	1-1	4-1
Time of possession.....	28:06	31:54

RUSHING

BEARS - Autry 19-39, Kramer 1-10.

JETS - Murrell 21-61, Neal 6-10, R. Anderson 2-6, L. Johnson 1-2, O'Donnell 2-(-2).

RECEIVING

BEARS - Proehl 11-118-1, Penn 7-85-1, Wetnight 4-32, Tony Carter 4-27, Bownes 3-40, Jennings 2-30, Autry 2-23.

JETS - Graham 3-19, Murrell 2-26, Chrebet 2-12, Ward 2-10, K. Johnson 1-35-1, Brady 1-21, R. Anderson 1-13.

PASSING

BEARS - Kramer 60-32-354, 2 TD, 3 int, Stenstrom 5-1-1, 1 int.

JETS - Foley 13-8-111, 1 TD, O'Donnell 12-4-25.

INTERCEPTIONS

BEARS - None.

JETS - Green 2-50, O. Smith 2-37-1.

SACKS

BEARS - Minter 1-8, Flanigan 1-5, Thomas 0.5-3.5, B. Cox 0.5-3.5.

JETS - Douglas 2-13, M. Jones 1-19, Mickens 1-9, Lewis 1-7.

Game 12

Bears 13, Tampa Bay 7

Soldier Field (43,955)

Sunday, November 23, 1997

TAMPA BAY	0	0	7	0	-7
CHICAGO	10	3	0	0	-13

BEARS - R. Harris 2-yard run (Jaeger kick) (5-41, 2:34). **BEARS** - Jaeger 32-yard FG (5-16, 1:34). **BEARS** - Jaeger 25-yard FG (13-53, 7:04). **BUCS** - Anthony 12-yard pass from Dilfer (Husted kick) (8-69, 4:38).

	Buccaneers	Bears
First downs.....	14	17
Total net yards.....	272	279
Rushes-yards.....	18-35	42-169
Att-comp-net.....	33-19-237	28-15-110
Times thrown-yds lost.....	2-10	0-0
Int-TDs.....	0-1	0-0
Punts - avg.....	4-42.3	7-41.1
Penalties-yards.....	3-20	6-58
Fumbles-lost.....	3-3	0-0
Time of possession.....	23:13	36:47

RUSHING

BEARS - R. Harris 33-116-1, Kramer 4-42, Autry 5-11.

BUCS - Alstott 7-18, Dilfer 1-13, Dunn 9-4, Anthony 1-0.

RECEIVING

BEARS - Penn 6-53, Bownes 2-23, Proehl 2-4, Allred 1-9, Jennings 1-8, Wetnight 1-6, Tony Carter 1-4, R. Harris 1-3.

BUCS - Anthony 4-59-1, Thomas 4-53, Harris 3-54, Williams 3-53, Dunn 2-13, Alstott 2-10, Copeland 1-5.

PASSING

BEARS - Kramer 28-15-110.

BUCS - Dilfer 33-19-247, 1 TD.

INTERCEPTIONS

BEARS - None.

BUCS - None.

SACKS

BEARS - Thomas 1-6, Simpson 1-4.

BUCS - None.



1997 Game Summaries

Game 13

Detroit 55, Bears 20

Pontiac Silverdome (59,682)

Thanksgiving Day, November 27, 1997

CHICAGO	14	6	0	0	-	20
DETROIT	3	14	17	21	-	55

BEARS - R. Harris 2-yard run (Jaeger kick) (7-81, 3:35). **BEARS** - Proehl 78-yard pass from Kramer (Jaeger kick) (1-78, 0:15). **LIONS** - Hanson 40-yard FG (4-2, 1:09). **BEARS** - Jaeger 52-yard FG (13-47, 7:08). **LIONS** - Moore 8-yard pass from Mitchell (Hanson kick) (7-54, 2:37). **BEARS** - Jaeger 32-yard FG (10-59, 4:33). **LIONS** - Sanders 40-yard run (Hanson kick) (4-71, 0:45). **LIONS** - Hanson 29-yard FG (9-45, 4:35). **LIONS** - Morton 50-yard pass from Mitchell (Hanson kick) (4-60, 1:48). **LIONS** - Sanders 25-yard run (Hanson kick) (2-34, 0:34). **LIONS** - Sanders 15-yard run (Hanson kick) (7-64, 3:28). **LIONS** - Rivers 13-yard run (Hanson kick) (4-61, 1:49). **LIONS** - Scroggins 17-yd fumble return (Hanson kick).

	Lions	Bears
First downs.....	25	16
Total net yards.....	496	333
Rushes-yards.....	29-222	32-71
Att-comp-net.....	31-20-274	30-16-262
Times thrown-yds lost.....	2-8	3-16
Int-TDs.....	1-2	0-1
Punts - avg.....	3-41	5-53.6
Penalties-yards.....	6-43	4-45
Fumbles-lost.....	0-0	4-4
Time of possession.....	29:12	30:48

RUSHING

BEARS - Harris 19-49-1, Autry 6-10, Conway 1-1, Kramer 4-3, Stenstrom 1-6, Tony Carter 1-2. **LIONS** - Sanders 19-167-3, Rivers 5-44-1, Schlesinger 4-9, Vardell 1-2.

RECEIVING

BEARS - Wetnight 5-34, Proehl 4-164-1, Penn 4-66, Tony Carter 1-6, Allred 1-4, Autry 1-4. **LIONS** - Morton 7-120-1, Moore 6-89-1, Sloan 3-40, Sanders 2-8, Metzelaars 1-22, McCorvey 1-3.

PASSING

BEARS - Kramer 26-13-259, 1 TD, Stenstrom 4-3-19. **LIONS** - Mitchell 31-20-282, 2 TD, 1 int.

INTERCEPTIONS

BEARS - Tom Carter 1-12.
LIONS - None.

SACKS

BEARS - Simpson 1-7, Minter 1-1.
LIONS - Scroggins 1.5-5, Bailey 1-10, Porcher 0.5-1.

Game 14

Bears 20, Buffalo 3

Soldier Field (39,784)

Sunday, December 7, 1997

BUFFALO	0	3	0	0	-	3
CHICAGO	0	17	0	3	-	20

BEARS - Jaeger 41-yard FG (5-47, 2:39). **BEARS** - Wetnight 30-yard pass from Kramer (Jaeger kick) (7-62, 3:28). **BEARS** - Proehl 3-yard pass from Kramer (Jaeger kick) (12-47, 4:34). **BILLS** - Christie 43-yard FG (5-31, 0:32). **BEARS** - Jaeger 38-yard FG (8-36, 4:20).

	Bills	Bears
First downs.....	10	23
Total net yards.....	160	392
Rushes-yards.....	16-55	43-120
Att-comp-net.....	32-13-105	36-24-272
Times thrown-yds lost.....	5-33	1-7
Int-TDs.....	0-0	2-2
Punts - avg.....	7-43	5-30.4
Penalties-yards.....	4-26	6-61
Fumbles-lost.....	2-1	2-0
Time of possession.....	19:32	40:28

RUSHING

BEARS - R. Harris 24-59, Autry 14-40, Conway 1-10, Sauerbrun 1-8, Tony Carter 1-3, Kramer 1-1, Mirer 1-(-1). **BILLS** - Thomas 7-22, A. Smith 6-17, Collins 2-10, L. Johnson 1-6.

RECEIVING

BEARS - Conway 7-115, Wetnight 5-70-1, Tony Carter 5-24, Penn 3-41, Proehl 3-23-1, Allred 1-6. **BILLS** - Holmes 3-41, Early 2-37, Reed 2-29, Thomas 2-10, A. Smith 2-9, L. Johnson 1-6, Moulds 1-6.

PASSING

BEARS - Kramer 33-23-270, 2 TD, 2 int, Mirer 3-1-9. **BILLS** - Collins 32-13-138.

INTERCEPTIONS

BEARS - None.
BILLS - Maddox 1-25, Schulz 1-21.

SACKS

BEARS - Marshall 2-18, Flanigan 1-9, B. Cox 1-4, M. Thomas 1-2.
BILLS - Moran 1-7.



1997 Game Summaries

Game 15

Bears 13, St. Louis 10

Trans World Dome (66,030)

Sunday evening, December 14, 1997

CHICAGO	0	7	0	6	-13
ST. LOUIS	7	0	0	3	-10

RAMS – Moore 1-yard run (Wilkins kick) (3-5, 1:23). **BEARS** – Conway 55-yard pass from Kramer (Jaeger kick) (6-70, 3:14). **RAMS** – Wilkins 28-yard field goal (3-0, 0:11). **BEARS** – Jaeger 27-yard field goal (7-24, 3:20). **BEARS** – Jaeger 20-yard field goal (4-5, 1:57).

	Rams	Bears
First Downs.....	12	13
Total net yards.....	165	309
Rushes-yards.....	20-49	37-120
Att-comp-net.....	28-13-116	30-15-189
Times thrown-yds lost.....	5-31	1-5
Int-TDs.....	3-0	2-1
Punts - avg.....	6-40.5	5-42.8
Penalties-yards.....	9-85	5-30
Fumbles-lost.....	3-2	3-3
Time of possession.....	24:51	35:09

RUSHING

BEARS – Autry 26-62, Mirer 5-28, Tony Carter 3-24, Hicks 2-5, Kramer 1-1.

RAMS – Moore 13-35-1, Thompson 2-5, Lee 1-0, Crawford 1-9, Heyward 2-0, Banks 1-0.

RECEIVING

BEARS – Conway 7-109-1, Wetnight 4-37, Penn 3-40, Autry 1-8.

RAMS – Lee 4-38, Bruce 3-46, Conwell 3-23, Moore 1-19, Small 1-13, Kennison 1-8.

PASSING

BEARS – Kramer 22-14-186, 1 TD, 1 int, Mirer 7-1-8, 1 int, Conway 1-0-0.

RAMS – Banks 28-13-147, 3 int.

INTERCEPTIONS

BEARS – W. Harris 2-22, Tom Carter 1-0.

RAMS – McNeil 1-20, Lyght 1-13.

SACKS

BEARS – B. Cox 1.5-13, Flanigan 1-8, M. Carter 1-1, Spellman 0.5-6, Grasmanis 0.5-1.5, Reeves 0.5-1.5.

RAMS – K. Carter 1-5.

Game 16

Tampa Bay 31, Bears 15

Houlihan's Stadium (70,930)

Sunday, December 21, 1997

CHICAGO	0	7	0	8	-15
TAMPA BAY	14	7	10	0	-31

BUCS – Dilfer 7-yard run (Husted kick) (10-68, 5:49). **BUCS** – K. Williams 61-yard punt return (Husted kick). **BEARS** – Autry 3-yard run (Jaeger kick) (8-76, 5:08). **BUCS** – K. Williams 7-yard pass from Dilfer (Husted kick) (7-36, 2:14). **BUCS** – Husted 20-yard FG (6-83, 3:04). **BUCS** – Rhett 5-yard run (Husted kick) (6-45, 3:38). **BEARS** – Mirer 1-yard run (Mirer run) (5-24, 2:07).

	Buccaneers	Bears
First downs.....	12	15
Total net yards.....	269	203
Rushes-yards.....	33-183	27-90
Att-comp-net.....	19-11-86	29-18-113
Times thrown-yds lost.....	1-8	2-8
Int-TDs.....	0-1	2-0
Punts - avg.....	5-46.6	7-42
Penalties-yards.....	2-35	3-30
Fumbles-lost.....	1-0	1-1
Time of possession.....	28:31	31:29

RUSHING

BEARS – Autry 16-45-1, Tony Carter 2-25, Hicks 2-9, Mirer 4-6-1, Harmon 2-6, Kramer 1-(-1).

BUCS – Dunn 16-119, Anthony 1-23, Rhett 6-20-1, Alstott 5-12, Dilfer 1-7, Ellison 1-5, Walsh 3-(-3).

RECEIVING

BEARS – Proehl 4-41, Conway 2-18, Wetnight 2-15, Ingram 2-12, Tony Carter 2-9, Harmon 2-8, Autry 2-4, T. Allen 1-9, Allred 1-5.

BUCS – K. Williams 4-47-1, Dunn 3-18, Davis 1-16, Anthony 1-8, Alstott 1-5, Jordan 1-0.

PASSING

BEARS – Kramer 19-12-82, 1 int, Mirer 10-6-39, 1 int.

BUCS – Dilfer 18-10-94, 1 TD.

INTERCEPTIONS

BEARS – None.

BUCS – M. Johnson 1-19, Abraham 1-0.

SACKS

BEARS – Mangum 1-8.

BUCS – Sapp 1-6, Upshaw 1-2.



How The Bears Were Built

YEAR	DRAFT	FREE AGENTS / WAIVERS	TRADE
1998	1. Curtis Enis 2. Tony Parrish 3. Olin Kreutz 4. Alonzo Mayes 6. Chris Draft 6. Patrick Mannely 7. Chad Overhauser 7. Moses Moreno	Edgar Bennett (GB) Andre Collins (Cin) Ty Hallock (Jax) Aaron Kanner Thomas Lewis (NYG) Dedric Mathis (Ind) Ricardo McDonald (Cin) Tim Tindale (FB) Mike Wells (Det) Mike Zandofsky (Phi)	Shawn Lee (SD)
1997	2. John Allred 4. Darnell Autry 4. Marcus Robinson 5. Van Hiles 6. Richard Hogans	James Allen (Phi-PS) (undrafted) Tremayne Allen Ricky Bell (Jax) Daryl Carter (undrafted) Tom Carter (Wash) Terry Cousin (undrafted) Ronnie Harmon (Ten) Greg Huntington (Jax) Clyde Johnson Mark Lee (Wash) Chris Miller (Det) Shont'e Peoples Eric Smith (KC) Mark Thomas (Car) Casey Wiegman (NYJ) Tyrone Williams (StL-PS) Emmett Zitelli (undrafted) Jeff Jaeger (Oak) Michael Lowery (undrafted)	Jimmy Herndon (Jax) Rick Mirer (Sea) Chris Penn (KC)
1996	1. Walt Harris 2. Bobby Engram 4. Paul Grasmanis 5. Chris Villarrial		
1995	2. Todd Sauerbrun 3. Sean Harris 6. Carl Reeves	Fabien Bowles (undrafted) Marty Carter (TB) Marlon Forbes (undrafted) Steve Stenstrom (KC)	
1994	1. John Thierry 3. Jim Flanigan	Andy Heck (Sea) Erik Kramer (Det)	
1993	1. Curtis Conway 2. Carl Simpson 4. Todd Perry	Ryan Wetnight (undrafted)	Barry Minter (Dal)
1991		James Williams (undrafted)	
1990	6. John Mangum		

* The following 14 rookies joined the Bears in 1998 as undrafted free agents:

Ken Anderson	KeJaun DuBose	Saladin McCullough
Anthony Bookman	Jim Farrell	Jim McElroy
Jim Cantelupe	Chester Ford	Wasswa Serwanga
Quincy Coleman	Carlos Knight	Greg Williams
Brad Crowley	Jay Korth	



The Last Time . . .

Blocked Extra Point

- By Bears — Al Fontenot, at Philadelphia, 10/10/93 (Matt Bahr kicker)
By Opp. — Dale Carter, at Kansas City, 11/21/93 (Kevin Butler kicker)

Blocked Field Goal

- By Bears — Walt Harris, at Minnesota, 10/28/96 (Scott Sisson 48-yard attempt)
By Opp. — Kevin Carter, at St. Louis, 12/14/97 (Jeff Jaeger 22-yard attempt)

Blocked Field Goal for TD

- By Bears — Virgil Livers, vs. Oakland, 10/1/78 (Mike Spivey returned 71 yards for TD)
By Opp. —

Blocked Punt

- By Bears — Kevin Miniefeld, at Minnesota, 10/28/96 (Mitch Berger punter)
By Opp. — Mark Logan, vs. Miami, 11/24/91 (Maury Buford punter)

Blocked Punt for TD

- By Bears — Anthony Marshall, at Tampa Bay, 9/17/95 (Returned 11 yards for TD)
By Opp. — Eric Howard, vs. New York Giants, 9/14/87 (Tom Flynn recovered in endzone)

Defensive Lineman Scored TD

- By Bears — Chris Zorich (DT), at Dallas, 12/27/92 (42-yard fumble return)
Jim Flanigan (DT), at Detroit, 9/22/96 (1-yard pass from Erik Kramer)
By Opp. — Tracy Scroggins, at Detroit, 11/27/97 (17-yard fumble return)

Deflected Field Goal (kick is missed but advances beyond line of scrimmage)

- By Bears — Marty Carter, at Jacksonville, 10/15/95 (Mike Hollis 54-yard attempt)
By Opp. —

Deflected Punt (punt advances beyond line of scrimmage)

- By Bears —
By Opp. — Tom Beer, vs. Detroit, 11/19/95 (Pat O'Neill punter; 7-yard punt)

Fake Field Goal for TD

- By Bears — Curtis Conway 23-yard pass to Keith Jennings, at Miami, 11/13/94
By Opp. — John Kidd 2-yard run, at San Diego, 11/14/93

Fumble Returned for TD

- By Bears — Bryan Cox, vs. Dallas, 9/2/96 (recovered in endzone)
By Opp. — Tracy Scroggins, at Detroit, 11/27/97, 17 yards

Intercepted Pass Returned for TD

- By Bears — Donnell Woolford, vs. Minnesota, 9/15/96, 28 yards
By Opp. — Otis Smith, vs. New York Jets, 11/16/97, 38 yards

Kickoff Returned for TD

- By Bears — Darren Lewis, vs. Cincinnati, 11/8/92, 97 yards
By Opp. — Don Beebe, vs. Green Bay, 10/6/96, 90 yards

Linebacker Scored TD

- By Bears — Bryan Cox, vs. Dallas, 9/2/96 (fumble recovery in endzone)
Michael Lowery, vs. St. Louis, 12/8/96 (recovered muffed punt in endzone)
By Opp. — Chris Spielman, at Detroit, 10/23/94 (25-yard fumble return)

Missed Extra Point (kick not blocked)

- By Bears — Kevin Butler, vs. Tampa Bay, 12/14/91, wide right
By Opp. — Chris Jacke, vs. Green Bay, 10/6/96, wide right

Missed Field Goal Returned

- By Bears — Anthony Marshall, vs. St. Louis, 12/8/96, (12 yards)
By Opp. —

Offensive Lineman Caught a Pass

- By Bears — Marcus Spears, at New Orleans, 10/13/96, (1 yard touchdown)
By Opp. — Chris Hinton, vs. Atlanta, 10/3/93, -8 yards

Offensive Lineman Scored TD

- By Bears — Marcus Spears, at New Orleans, 10/13/96, (1 yard touchdown reception)
By Opp. — (None since at least 1962)



The Last Time . . .

Muff Recovered for TD

- By Bears — Michael Lowery, vs. St. Louis, 12/8/96 (muffed punt recovered in endzone)
By Opp. —

Punt Returned for TD

- By Bears — Jeff Graham, at Minnesota, 12/1/94, 61 yards
By Opp. — Karl Williams, at Tampa Bay, 12/21/97, 61 yards

Recovered Own Onside Kick

- By Bears — Anthony Marshall, at Denver, 11/10/96 (third quarter)
By Opp. — Mike Dumas, at Jacksonville, 10/15/95 (fourth quarter)

Safety

- By Bears — TEAM (John Thierry tackled Dan Marino in end zone, Marino fumbled out of the end zone), at Miami, 10/27/97
By Opp. — Kerry Goode, at Tampa Bay, 11/20/88

Shutout

- By Bears — vs. Atlanta, 10/3/93, 6-0
By Opp. — at San Francisco, 12/24/89, 26-0

3 TDs

- By Bears — Rashaan Salaam, vs. Tampa Bay, 12/17/95 (3 rushing)
By Opp. — Barry Sanders, at Detroit, 11/27/97 (3 rushing)

3 TDs Rushing

- By Bears — Rashaan Salaam, vs. Tampa Bay, 12/17/95
By Opp. — Barry Sanders, at Detroit, 11/27/97

3 TDs Receiving

- By Bears — Curtis Conway, at Jacksonville, 10/15/95
By Opp. — Andre Rison, vs. Atlanta, 9/27/92

3 TD Passes

- By Bears — Dave Krieg, vs. San Diego, 12/14/96
By Opp. — Brett Favre, vs. Green Bay, 10/12/97

4 TDs Rushing

- By Bears — Bobby Douglass, at Green Bay, 11/4/73
By Opp. — Jim Taylor, vs. Green Bay, 11/4/62

4 TDs Receiving

- By Bears — Mike Ditka, at LA Rams, 10/13/63
By Opp. — Never

4 TD Passes

- By Bears — Erik Kramer, at St. Louis, 9/24/95
By Opp. — Brett Favre, vs. Green Bay, 10/6/96

4 Field Goals

- By Bears — Jeff Jaeger, at Miami, 10/27/97 (4 for 4)
By Opp. — Jason Hanson, vs. Detroit, 9/14/97 (4 for 4)

5 TD Passes

- By Bears — Ray Buivid, vs. Chicago Cardinals, 12/5/37
By Opp. — Brett Favre, at Green Bay, 11/12/95

5 Field Goals

- By Bears — Mac Percival, at Philadelphia, 10/20/68 (5 for 5)
By Opp. — Nick Lowery, vs. Kansas City, 12/29/90 (5 for 5)

100-yards Rushing

- By Bears — Raymont Harris, vs. Tampa Bay, 11/23/97 (116 on 33 carries)
By Opp. — Warrick Dunn, at Tampa Bay, 12/21/97 (119 on 16 carries)



The Last Time . . .

100-yards Receiving

- By Bears — Curtis Conway, at St. Louis, 12/14/97, (109 yards on 7 receptions)
By Opp. — Johnnie Morton, at Detroit, 11/27/97, (120 yards on 7 receptions)

100-yards Rushing and Receiving

- By Bears — Walter Payton (104 rush, 102 rec), at LA Rams, 12/26/82
By Opp. —

2 100-yard Rushers

- By Bears — Walter Payton (107) and Matt Suhey (102), vs. Detroit, 11/10/85
By Opp. — Norris Weese (120) and Ottis Armstrong (116), vs. Denver, 12/12/76

2 100-yard Receivers

- By Bears — Curtis Conway (6-126) and Jeff Graham (7-108), at Green Bay, 11/12/95
By Opp. — Art Monk (9-152) and Gary Clark (8-124), at Washington, 11/26/89

3 100-yard Receivers

- By Bears — Never
By Opp. — George Farmer (9-183), Preston Dennard (5-122), Wendell Tyler (8-102) at Rams 12/26/82

200-yards Rushing

- By Bears — Walter Payton, vs. Minnesota, 11/20/77 (275 yards on 40 carries)
By Opp. — Earl Campbell, vs. Houston, 11/16/80 (206 yards on 31 carries)

200-yards Receiving

- By Bears — Johnny Morris, at Dallas, 11/18/62 (201 yards on 10 receptions)
By Opp. — Bernie Casey, vs. San Francisco, 11/13/66 (225 yards on 12 receptions)

300-yards Passing

- By Bears — Erik Kramer, vs. New York Jets, 11/16/97, 32 of 60 for 354; 2 TDs, 3 int.)
By Opp. — Drew Bledsoe, at New England, 9/21/97, 24 of 37 for 301 yards; 2 TDs, 1 int.)

400-yards Passing

- By Bears — Bill Wade, at Dallas, 11/18/62 (28 of 46 for 466; 2 TDs)
By Opp. — Brett Favre, vs. Green Bay, 12/5/93 (36 of 54 for 402; 2 TDs, 3 ints.)

Back-to-back 100-yard Rushing Games

- By Bears — R. Harris, vs. Green Bay, 10/12/97 (27-101); at Miami, 10/27/97 (25-106)

Back-to-back 100-yard Receiving Games

- By Bears — Conway, vs. Buffalo, 12/7/97 (7-115); at St. Louis, 12/14/97, (7-109)

Back-to-back 300-yard Passing Games

- By Bears — Bill Wade: at Dallas, 11/18/62 (466); at Baltimore, 11/25/62 (328)

SHUTOUTS

The Bears have been involved in 184 shutouts in their 77-year history. Chicago won 113 of the shutouts and lost 54, while 17 of the blankings resulted in a 0-0 tie (all before 1933). After closing the '80s with a 26-0 loss in San Francisco, the Bears have scored in every game this decade (133 games, including 5 in playoffs). There were no shutouts during the '97 season.

By Month:

September	10-11- 4
October	42-15- 4
November	43-14- 4
December	16-13- 5
January	2- 1- 0
TOTAL	113-54-17

By Decade:

1920-29	48-15-13
1930-39	25-10- 4
1940-49	12- 2- 0
1950-59	2- 1- 0
1960-69	5-11- 0
1970-79	7-11- 0
1980-89	10- 4- 0
1990-97	4- 0- 0
TOTAL	113-54-17

At home:	67-22-10
On the road:	46-32- 7

The above breakdowns include playoff games; the Bears are 4-1 in post-season shutouts.



Bears Rookie Season Records

- SCORING -

Points

- 144* Kevin Butler, 1985 (51 XPs, 31 FGs)
- 132 Gale Sayers, 1965 (22 TDs)
- 72 Harlon Hill, 1954 (12 TDs)
- Mike Ditka, 1961 (12 TDs)

Touchdowns

- 22* Gale Sayers, 1965
- 12 Harlon Hill, 1954
- Mike Ditka, 1961

Field Goals

- 31 Kevin Butler, 1985
- 13 Bob Thomas, 1975
- Mac Percival, 1967
- 10 John Aveni, 1959

- RUSHING -

Attempts

- 296 Rashaan Salaam, 1995
- 196 Walter Payton, 1975
- 166 Gale Sayers, 1965

Yards

- 1,074 Rashaan Salaam, 1995
- 1,004 Beattie Feathers, 1934
- 867 Gale Sayers, 1965

Touchdowns

- 14 Gale Sayers, 1965
- 10 Rashaan Salaam, 1995
- 8 Beattie Feathers, 1934
- Hugh Gallarneau, 1941

- PASSING -

Attempts

- 210 Jim McMahon, 1982
- 148 Bobby Douglass, 1969
- 130 Zeke Bratkowski, 1954

Completions

- 120 Jim McMahon, 1982
- 68 Bobby Douglass, 1969
- 67 Zeke Bratkowski, 1954
- Bob Avellini, 1975

Yards

- 1,501 Jim McMahon, 1982
- 1,087 Zeke Bratkowski, 1954
- 942 Bob Avellini, 1975

Touchdowns

- 9 Jim McMahon, 1982
- 8 Zeke Bratkowski, 1954
- 6 Bob Avellini, 1975
- Johnny Lujack, 1948

- RECEIVING -

Receptions

- 56 Mike Ditka, 1961
- 45 Harlon Hill, 1954
- 40 Willie Gault, 1983

Yards

- 1,124 Harlon Hill, 1954
- 1,076 Mike Ditka, 1961
- 836 Willie Gault, 1983

Touchdowns

- 12 Harlon Hill, 1954
- Mike Ditka, 1961
- 8 Willie Gault, 1983

- INTERCEPTIONS -

Interceptions

- 10 Mark Carrier, 1990
- 8 Johnny Lujack, 1948
- 7 Charlie Sumner, 1955

- PUNTS -

Punts

- 83 Dave Finzer, 1984
- 57 Fred Morrison, 1950
- 55 Todd Sauerbrun, 1995

Average

- 44.8 George Gulyanics, 1947
- 43.3 Sid Luckman, 1939
- Fred Morrison, 1950

- PUNT RETURNS -

Returns

- 57* Lew Barnes, 1986
- 43 Jeff Fisher, 1981
- 42 Virgil Livers, 1975

Yards

- 509 Jeff Fisher, 1981
- 482 Lew Barnes, 1986
- 456 Virgil Livers, 1975

- KICKOFF RETURNS -

Returns

- 29 Brian Baschnagel, 1976
- 27 Ike Hill, 1973
- 26 Jack Cameron, 1984

Yards

- 754 Brian Baschnagel, 1976
- 660 Gale Sayers, 1965
- 638 Ike Hill, 1973

* NFL Record

† Tied NFL Record



Bears Post-Season Records

Listed below are *leaders* for the Bears post-season record book. For a complete list (three players deep) see the current Bears Post-Season Media Guide.

GAMES	played.....13.....Mark Bortz started.....12.....Bortz, Hilgenberg, Singletary, Van Horne
POINTS	career.....74.....Kevin Butler, 1985-95 game.....15.....Jack Manders, vs. Wash, 12/12/37
TDs	career.....4.....(3 times) Last: Dennis McKinnon, 1983-85; 87-89 game.....2.....(11 times) Last: Jim McMahon, vs. NE, 1/26/86
FGs	career.....16.....Kevin Butler, 1985-95 game.....3.....(4 times) Last: Kevin Butler, vs. NO, 1/6/91
RUSHES	career.....180.....Walter Payton, 1975-87 game.....27.....(2 times) Last: Neal Anderson, vs. NO, 1/6/91
Rush Yds	career.....632.....Walter Payton, 1975-87 game.....119.....George McAfee, vs. GB, 12/14/41
Rush TDs	career.....4.....Norm Standlee, 1941 game.....2.....(5 times) Last: Jim McMahon, vs. NE, 1/26/86
PASSES	career.....127.....Jim McMahon, 1982-88 game.....44.....Jim Harbaugh, vs. Dal, 12/29/91
Completions	career.....70.....Jim McMahon, 1982-88 game.....22.....Jim Harbaugh, vs. Dal, 12/29/91
Pass Yds	career.....967.....Jim McMahon, 1982-88 game.....286.....Sid Luckman, vs. Wash, 12/26/43
Pass TDs	career.....9.....Sid Luckman, 1939-50 game.....5.....Sid Luckman, vs. Wash, 12/26/43
Interceptions	career.....5.....Mike Tomczak, 1985-90 game.....4.....Bob Avellini, at Dal, 12/26/77
RECEPTIONS	career.....22.....Walter Payton, 1975-87 game.....9.....Tom Waddle, vs. Dal, 12/29/91
Rec. Yds	career.....454.....Willie Gault, 1983-87 game.....129.....Willie Gault, vs. NE, 1/26/86
Rec. TDs	career.....4.....Dennis McKinnon, 1983-85; 87-89 game.....2.....(3 times) Last: Dennis McKinnon, vs. NYG, 1/5/86
PUNTS	career.....29.....Maury Buford, 1985-86; 89-91 game.....10.....(2 times) Last: Maury Buford, vs. LA Rams, 1/12/86
Punting Yds	career.....1,112.....Maury Buford, 1985-86; 89-91 game.....398.....Keith Molesworth, vs. NYG, 12/17/33
PUNT RETURNS	career.....11.....Keith Ortego, 1985-87 game.....6.....George McAfee, at LA Rams, 12/17/50
PR Yds	career.....108.....George McAfee, 1940-41; 45-50 game.....81.....Hugh Gallarneau, vs. GB, 12/14/41
PR TDs	career.....1.....(2 times) Last: Shaun Gayle, vs. NYG, 1/5/86
KICK RETURNS	career.....17.....Dennis Gentry, 1982-92 game.....7.....Don Bingham, at NYG, 12/30/56
KOR Yds	career.....435.....Dennis Gentry, 1982-92 game.....127.....Dennis Gentry, vs. Wash, 1/3/87
KOR TDs	career.....None
INTERCEPTIONS	career.....4.....George McAfee, 1940-41; 45-50; Clyde Turner, 1940-51 game.....2.....(6 times) Last: Gary Fencik, at SF, 1/5/85
Int. Yds	career.....68.....George McAfee, 1940-41; 45-50 game.....61.....Larry Morris, vs. NYG, 12/29/63
Int. TDs	career.....1.....(5 tied) Last: Reggie Phillips, 1986
SACKS	career.....10.5.....Richard Dent, 1983-93; 95 (since 1970) game.....3.5.....Richard Dent, vs. NYG, 1/5/86



Individual Records

- SERVICE -

PLAYER

Pro Bowls (years are when Pro Bowl was played)

- 10 Mike Singletary, 1984-93
- 9 Walter Payton, 1976; 78-81; 84-87
- 8 Bill George, 1955-62
- Doug Atkins, 1958-64; 66
- Dick Butkus, 1966-73

Seasons

- 14 Bill George, 1952-65
- Doug Buffone, 1966-79
- 13 George Trafton, 1920-32
- Clyde (Bulldog) Turner, 1940-52
- Jim Osborne, 1972-84
- Walter Payton, 1975-87
- Steve McMichael, 1981-93
- Keith Van Horne, 1981-93
- 12 Last: Richard Dent, 1983-93; 95

Games

- 191 Steve McMichael, 1981-93
- 190 Walter Payton, 1975-87
- 186 Doug Buffone, 1966-79

Starts

- 184 Walter Payton, 1975-87
- 172 Mike Singletary, 1981-92
- 169 Keith Van Horne, 1981-93

Consecutive games

- 191 Steve McMichael, 1981-93
- 186 Walter Payton, 1975-87
- 179 Mike Hartenstine, 1975-86

COACH

Seasons

- 40* George Halas, 1920-29; 33-42; 46-55; 58-67
- 11 Mike Ditka, 1982-92
- 5 **Dave Wannstedt, 1993-97**
- 4 Hunk Anderson / Luke Johnsos (co-coaches), 1942-45
- Jim Dooley, 1968-71
- Neill Armstrong, 1978-81

Consecutive seasons

- 11 Mike Ditka, 1982-92
- 10 George Halas, 1920-29
- George Halas, 1933-42
- George Halas, 1946-55
- George Halas, 1958-67
- 5 **Dave Wannstedt, 1993-1997**
- 4 Anderson/Johnsos, 1942-45
- Jim Dooley, 1968-71
- Neill Armstrong, 1978-81

- SCORING -

POINTS

Lifetime

- 1,116 Kevin Butler, 1985-95 (387 XP, 243 FG)
- 750 Walter Payton, 1975-87 (125 TD)
- 629 Bob Thomas, 1975-84 (245 XP, 128 FG)

Season

- 144 Kevin Butler, 1985 (51 XP, 31 FG)
- 132 Gale Sayers, 1965 (22 TD)
- 120 Kevin Butler, 1986 (36 XP, 28 FG)

Game

- 36 Gale Sayers, vs. SF, 12/12/65 (6 TD)
- 24 Last: Bobby Douglass, at GB, 11/4/73

Consecutive games

- 83 George Blanda, 10/28/51-11/9/58
- 66 Kevin Butler, 9/9/90-9/12/94
- 55 Bob Thomas, 12/2/79-12/16/84

TOUCHDOWNS

(Rushes-receptions-returns)

Lifetime

- 125 Walter Payton, 1975-87 (110-15-0)
- 71 Neal Anderson, 1986-93 (51-20-0)
- 59 Rick Casares, 1955-64 (49-10-0)

Season

- 22 Gale Sayers, 1965 (14-6-2)
- 16 Walter Payton, 1977; 1979 (14-2-0)
- 15 Neal Anderson, 1989 (11-4-0)

Game

- 6† Gale Sayers, vs. SF, 12/12/65 (4-1-1)
- 4 Last: Bobby Douglass, at GB, 11/4/73 (4-0-0)

Consecutive games

- 8 Rick Casares, 11/1/59-9/25/60
- 7 Ken Kavanaugh, 11/2-12/14/47
- Willie Galimore, 9/28-11/9/58
- Gale Sayers, 10/26-12/6/69
- Walter Payton, 10/3-11/14/76
- Curtis Conway, 9/24-11/12/95**

EXTRA POINTS MADE

Lifetime

- 387 Kevin Butler, 1985-95
- 247 George Blanda, 1949-58
- 245 Bob Thomas, 1975-84

Season

- 52 Roger Leclerc, 1965
- 51 Kevin Butler, 1985
- 45 George Blanda, 1956
- Kevin Butler, 1995

Game

- 8 Bob Snyder, at NYG, 11/14/43
- 7 Last: Bob Thomas, vs. GB, 12/7/80

* NFL Record

† Tied NFL Record



Individual Records

EXTRA POINT ATTEMPTS

Lifetime

- 397 Kevin Butler, 1985-95
- 268 Bob Thomas, 1975-84
- 250 George Blanda, 1949-58

Season

- 52 Ray (Scooter) McLean, 1947
Roger Leclerc, 1965
- 51 Kevin Butler, 1985
- 47 George Blanda, 1956

Game

- 9 Bob Thomas, vs. GB, 12/7/80
- 8 Bob Snyder, at NYG, 11/14/43
George Blanda, vs. Balt, 10/21/56
Roger Leclerc, at Balt, 11/25/62

CONSECUTIVE EXTRA POINTS

Lifetime

- 156 George Blanda, 10/28/51-10/21/56
- 143 Mac Percival, 11/19/67-11/4/73
- 77 Kevin Butler, 11/21/93-12/24/95

Season

- 52 Roger Leclerc, 1965
- 51 Kevin Butler, 1985
- 45 Kevin Butler, 1995

Game

- 8 Bob Snyder, at NYG, 11/14/43
- 7 Last: Bob Jencks, at Rams, 10/13/63

FIELD GOALS MADE

Lifetime

- 243 Kevin Butler, 1985-95
- 128 Bob Thomas, 1975-84
- 99 Mac Percival, 1967-73

Season

- 31 Kevin Butler, 1985
- 28 Kevin Butler, 1986
- 27 Kevin Butler, 1993

Game

- 5 Roger Leclerc, vs. Det, 12/3/61
Mac Percival, at Phil, 10/20/68
- 4 Last: Jeff Jaeger, at Mia, 10/27/97

Long

- 55 Bob Thomas, 11/23/75
Kevin Butler, 10/25/93; 12/12/93
- 54 Kevin Butler, 11/14/93
- 53 Kevin Butler, 1/2/94

50+ Yards (lifetime)

- 16 Kevin Butler, 1985-95
- 4 Bob Thomas, 1975-84
- 2 Mac Percival, 1967-73

50+ Yards (season)

- 5 Kevin Butler, 1993
- 4 Kevin Butler, 1990

FIELD GOAL ATTEMPTS

Lifetime

- 333 Kevin Butler, 1985-95
- 205 Bob Thomas, 1975-84
- 201 George Blanda, 1949-58

Season

- 41 Kevin Butler, 1986
- 38 Kevin Butler, 1985
- 37 Kevin Butler, 1990

Game

- 7 Roger Leclerc, vs. GB, 11/17/63
- 6 George Blanda, at Rams, 11/3/57
Kevin Butler, at Min 9/19/85;
vs. Phil, 9/14/86; at GB, 11/8/87

CONSECUTIVE FIELD GOALS

Lifetime

- 24 Kevin Butler, 10/16/88-12/3/89
- 21 Jeff Jaeger, 11/3/96-11/16/97
- 18 Kevin Butler, 9/14-11/16/86

Game (no misses)

- 5 Roger Leclerc, vs. Det, 12/3/61
Mac Percival, at Phil, 10/20/68
- 4 Last: Jeff Jaeger, at Mia, 10/27/97

Games

- 13 Kevin Butler, 11/10/85-10/12/86
Kevin Butler, 9/9-12/9/90
- 12 George Blanda, 11/11/56-11/3/57
- 10 George Blanda, 11/14/54-11/20/55
Mac Percival, 10/13/68-12/15/68

FIELD GOAL PCT.

Lifetime (25+ attempts)

- 81.6 Jeff Jaeger, 1996-97, (40 of 49)
- 72.9 Kevin Butler, 1985-95, (243 of 333)
- 62.4 Bob Thomas, 1975-84, (128 of 205)
- 54.4 Mac Percival, 1967-73, (99 of 182)

Season (10+)

- 82.6 Jeff Jaeger, 1996, (19 of 23)
- 81.6 Kevin Butler, 1985, (31 of 38)
- 80.8 Jeff Jaeger, 1997, (21 of 26)

TWO-POINT CONVERSIONS (Since 1994)

Lifetime-

- 1 Darnell Autry, 1997
Curtis Conway, 1993-97
Bobby Engram, 1996-97
Jim Flanigan, 1994-97
Jeff Graham, 1994-95
Rick Mirer, 1997
Ricky Proehl, 1997

Season (same as Lifetime)

Game (same as Lifetime)

SAFETIES

Lifetime

- 3 Steve McMichael, 1981-93



Individual Records

- RUSHING -

ATTEMPTS

Lifetime

- 3,838* Walter Payton, 1975-87
- 1,515 Neal Anderson, 1986-93
- 1,386 Rick Casares, 1955-64

Season

- 381 Walter Payton, 1984
- 369 Walter Payton, 1979
- 339 Walter Payton, 1977; 1981

Game

- 40 Walter Payton, vs. Min, 11/20/77
- 39 Walter Payton, at Buf, 10/7/79
- 38 Walter Payton, at Dal, 11/26/81

YARDS GAINED

Lifetime

- 16,726* Walter Payton, 1975-87
- 6,166 Neal Anderson, 1986-93
- 5,657 Rick Casares, 1955-64

Season

- 1,852 Walter Payton, 1977
- 1,684 Walter Payton, 1984
- 1,610 Walter Payton, 1979

Game

- 275* Walter Payton, vs. Min, 11/20/77
- 205 Walter Payton, vs. Min, 10/30/77
- Gale Sayers, at GB, 11/3/68
- 197 Gale Sayers, vs. Min, 12/18/66

Long

- 86 Bill Osmanski, (TD) 10/15/39
- 85 Pete Stinchcomb, (TD) 11/20/21
- 82 Beattie Feathers, (TD) 10/10/34

1,000 YARDS

Seasons

- 10* Walter Payton, 1976-81; 1983-86
- 3 Neal Anderson, 1988-90
- 2 Gale Sayers, 1966; 1969

Consecutive seasons

- 6 Walter Payton, 1976-81
- 4 Walter Payton, 1983-86
- 3 Neal Anderson, 1988-90

200-YARD GAMES

Lifetime

- 2 Walter Payton, 1975-87
- 1 Gale Sayers, 1965-71

Season

- 2 Walter Payton, 1977
- 1 Gale Sayers, 1968

100-YARD GAMES

Lifetime

- 77* Walter Payton, 1975-87
- 20 Gale Sayers, 1965-71
- 14 Neal Anderson, 1986-93

Season

- 10 Walter Payton, 1977; 1985
- 9 Walter Payton, 1979; 1984
- 8 Walter Payton, 1980

Consecutive games

- 9 Walter Payton, 10/13-12/8/85
- 6 Walter Payton, 9/9-10/14/84
- 5 Walter Payton, 11/13-12/11/77

AVERAGE GAIN

Lifetime (250+ attempts)

- 6.6 Bobby Douglass, 1969-75
- 5.8 Beattie Feathers, 1934-37
- 5.0 Gale Sayers, 1965-71

Season (100+)

- 9.9* Beattie Feathers, 1934
- 6.9 Bobby Douglass, 1972
- 6.2 Gale Sayers, 1968

Game (10+)

- 11.8 Joe Maniaci, at Pit, 10/2/39
- 11.6 Gale Sayers, vs. Min, 12/18/66
- 11.2 Rick Casares, vs. Det, 12/16/56

TOUCHDOWNS

Lifetime

- 110* Walter Payton, 1975-87
- 51 Neal Anderson, 1986-93
- 49 Rick Casares, 1955-64

Season

- 14 Walter Payton, 1977; 1979
- Gale Sayers, 1965
- 13 Walter Payton, 1976
- 12 Rick Casares, 1956
- Neal Anderson, 1988

Game

- 4 Rick Casares, at SF, 10/28/56;
- vs. Pitt, 12/6/59
- Gale Sayers, vs. SF, 12/12/65
- Bobby Douglass, at GB, 11/4/73
- 3 Last: Rashaan Salaam, vs TB, 12/17/95

Consecutive games

- 7 Gale Sayers, 10/26-12/6/69
- Walter Payton, 10/3-11/14/76
- 6 Beattie Feathers, 9/30-10/28/34
- Johnny Lujack, 10/1-11/12/50
- Rick Casares, 11/1-12/6/59
- Gale Sayers, 11/14-12/19/65
- 5 Last: Neal Anderson, 10/7-11/11/90



Individual Records

- PASSING -

QB RATING

Lifetime (400+ attempts)

- 80.4 Jim McMahon, 1982-88
- 80.2 Erik Kramer, 1994-97**
- 75.0 Sid Luckman, 1939-50

Season (100+ attempts)

- 107.8 Sid Luckman, 1943
- 97.8 Jim McMahon, 1984
- 95.5 Sid Luckman, 1941
- 93.5 Erik Kramer, 1995**

ATTEMPTS

Lifetime

- 1,759 Jim Harbaugh, 1987-93
- 1,744 Sid Luckman, 1939-50
- 1,513 Jim McMahon, 1982-88

Season

- 522 Erik Kramer, 1995**
- 478 Jim Harbaugh, 1991
- 477 Erik Kramer, 1997**

Game

- 60 Erik Kramer, vs NY Jets, 11/16/97**
- 57 Bill Wade, at Wash, 10/25/64
- 52 Johnny Lujack, at NYG, 10/23/49

COMPLETIONS

Lifetime

- 1,023 Jim Harbaugh, 1987-93
- 904 Sid Luckman, 1939-50
- 874 Jim McMahon, 1982-88

Season

- 315 Erik Kramer, 1995**
- 275 Jim Harbaugh, 1991
- Erik Kramer, 1997**
- 225 Bill Wade, 1962

Game

- 33 Bill Wade, at Wash, 10/25/64
- 32 Erik Kramer, at Miami, 10/27/97**
- Erik Kramer, vs NY Jets, 11/16/97**
- 31 Virgil Carter, at SF, 12/6/69
- 29 Johnny Lujack, at NYG, 10/23/49
- Erik Kramer, at Det, 10/23/94**

Consecutive

- 14 Steve Walsh, at Min, 12/1/94
- 13 Rudy Bukich, 11/22-11/26/64
- Jim Harbaugh, at GB, 10/23/92
- 12 Steve Walsh, 10/9-10/31/94

Long

- 98 Bill Wade, at Det, 10/8/61 (TD to Farrington)
- 93 Jack Concannon, vs. STL, 11/19/67 (TD to Gordon)
- 91 Ed Brown, vs. SF, 10/16/60 (TD to Dewveall)

COMPLETION PERCENTAGE

Lifetime (250+ completions)

- 58.3 Erik Kramer, 1994-97 (762 of 1,307)**
- 58.2 Jim Harbaugh, 1987-93 (1,023 of 1,759)
- 57.8 Jim McMahon, 1982-88 (874 of 1,513)

Season (75+)

- 62.7 Erik Kramer, 1994 (99 of 158)**
- 62.4 Jim Harbaugh, 1989 (111 of 178)
- 61.9 Rudy Bukich, 1964 (99 of 160)

Game (10+)

- 90.0 Jim Harbaugh, at Rams, 1/2/94 (9 of 10)
- 86.7 Bob Williams, vs. Dal, 10/12/52 (13 of 15)
- 83.3 Gene Ronzani, vs. Det, 10/22/44 (10 of 12)
- Ed Brown, at Det, 11/20/55 (15 of 18)
- Bill Wade, vs. Balt, 11/8/64 (10 of 12)

YARDS

Lifetime

- 14,686 Sid Luckman, 1939-50
- 11,567 Jim Harbaugh, 1987-93
- 11,203 Jim McMahon, 1982-88

Season

- 3,838 Erik Kramer, 1995**
- 3,172 Bill Wade, 1962
- 3,121 Jim Harbaugh, 1991

Game

- 468 Johnny Lujack, 12/11/49
- 466 Bill Wade, 11/18/62
- 433 Sid Luckman, 11/14/43

300-YARD GAMES

Lifetime

- 9 Bill Wade, 1961-66
- 6 Erik Kramer, 1994-97**
- 4 George Blanda, 1949-58
- 3 Sid Luckman, 1939-50
- Johnny Lujack, 1948-51
- Vince Evans, 1977-83

Season

- 4 Bill Wade, 1962
- 3 Bill Wade, 1961
- Erik Kramer, 1995**

Consecutive games

- 2 Sid Luckman, 10/12-10/19/47
- George Blanda, 10/17-10/24/54
- Bill Wade, 10/14-10/21/62; 11/18-11/25/62

FOUR FOR THIRD

Bears quarterback **Erik Kramer** has the chance to move into third place on the Bears' all-time pass attempts, completions, yardage, and touchdown pass lists. He could move past **Jim McMahon**, who is 3rd in all four categories, with 207 pass attempts, 113 completions, 2,445 yards, and 14 TDs in 1998. **Jim Harbaugh** is the career leader in attempts and completions (**Sid Luckman** second), while Luckman is tops on the yardage and TD lists (Harbaugh second in yardage, **Bill Wade** second in TDs).



Individual Records

TOUCHDOWN PASSES

Lifetime

- 137 Sid Luckman, 1939-50
- 68 Bill Wade, 1961-66
- 67 Jim McMahon, 1982-88

Season

- 29 **Erik Kramer, 1995**
- 28 Sid Luckman, 1943
- 24 Sid Luckman, 1947

Game

- 7* Sid Luckman, at NYG, 11/14/43
- 6 Johnny Lujack, vs. Chi Cards, 12/11/49
- 5 Ray Buivid, vs. Chi Cards, 12/5/37

Consecutive games

- 19 Sid Luckman, 11/22/42-11/26/44
- 14 Sid Luckman, 10/12/47-10/17/48

PASSES INTERCEPTED

Lifetime

- 132 Sid Luckman, 1939-50
- 88 Ed Brown, 1954-61
- 70 George Blanda, 1949-58

Season

- 31 Sid Luckman, 1947
- 24 Bill Wade, 1962
- George Blanda, 1953
- 22 Johnny Lujack, 1949

Game

- 7 Edmund (Zeke) Bratkowski, at Balt, 10/2/60
- 5 Last: Larry Rakestraw, at Det, 9/22/68

PASSES NOT INTERCEPTED

Consecutive

- 174 **Erik Kramer, 11/19-12/24/95**
- 173 Jim Harbaugh, 10/28-12/9/90
- 162 **Erik Kramer, 9/11-10/22/95**

Game

- 50 **Erik Kramer, at Mia, 10/27/97**
- 46 Bill Wade, vs. Rams, 10/11/64
- 42 Jim Harbaugh, vs. NYJ, 9/23/91
- 41 **Erik Kramer, vs. Car, 10/8/95**

LOWEST INTERCEPTION PCT.

Lifetime (400+attempts)

- 2.91 **Erik Kramer, '94-97 (38 int, 1,307 att)**
- 3.18 Jim Harbaugh, 1987-93 (56 int, 1,759 att)
- 3.70 Jim McMahon, 1982-88 (56 int, 1,513 att)

Season (100+)

- 1.40 Jim McMahon, 1984 (2 int, 143 att)
- 1.91 **Erik Kramer, 1995 (10 int, 522 att)**
- 1.92 Jim Harbaugh, 1990 (6 int, 312 att)

AVERAGE GAIN PER ATTEMPT

Lifetime (400+ passes)

- 8.42 Sid Luckman, 1939-50
- 8.23 Bernie Masterson, 1934-40
- 7.79 Johnny Lujack, 1948-51

Season (100+)

- 10.86 Sid Luckman, 1943
- 9.924 Sid Luckman, 1941
- 9.923 Ed Brown, 1956

Game (10+)

- 17.1 Charlie O'Rourke, at Det, 11/22/42
- 16.9 Sid Luckman, at CRams, 10/5/41
- 16.7 Gene Ronzani, vs. Det, 10/22/44

- RECEIVING -

RECEPTIONS

Lifetime

- 492 Walter Payton, 1975-87
- 356 Johnny Morris, 1958-67
- 316 Mike Ditka, 1961-66

Season

- 93 Johnny Morris, 1964
- 82 Jeff Graham, 1995
- 81 **Curtis Conway, 1996**

Game

- 14 Jim Keane, at NYG, 10/23/49
- 13 Mike Ditka, at Wash, 10/25/64
- 11 Johnny Morris, at Rams, 10/11/64
- Ricky Proehl, vs NY Jets, 11/16/97

Consecutive Games

- 49 Mike Ditka, 12/3/61-10/10/65
- 45 Walter Payton, 12/16/84-12/27/87
- 34 Willie Gault, 11/17/85-12/27/87

YARDS

Lifetime

- 5,059 Johnny Morris, 1958-67
- 4,616 Harlon Hill, 1954-61
- 4,538 Walter Payton, 1975-87

Season

- 1,301 Jeff Graham, 1995
- 1,200 Johnny Morris, 1964
- 1,128 Harlon Hill, 1956

Game

- 214 Harlon Hill, at SF, 10/31/54
- 201 Johnny Morris, at Dal, 11/18/62
- 198 Harlon Hill, vs. Balt, 10/21/56

Long

- 98 John Farrington (TD), 10/8/61
- 93 Dick Gordon (TD), 11/19/67
- 91 Willard Dewveall (TD), 10/16/60



Individual Records

1,000 YARDS

Seasons

- 2 **Curtis Conway, 1995-96**
Harlon Hill, 1954, 1956

1 Last: Jeff Graham, 1995

100-YARD GAMES

Lifetime

- 19 Harlon Hill, 1954-61
15 Johnny Morris, 1958-67
14 Mike Ditka, 1961-66
11 **Curtis Conway, 1993-97**

Season

- 7 Harlon Hill, 1954
Jeff Graham, 1995
6 Harlon Hill, 1956
Johnny Morris, 1964
5 Mike Ditka, 1961

Consecutive games

- 3 Harlon Hill, 11/11-11/25/56
Jeff Graham, 11/5-11/19/95
2 Last: **Curtis Conway, 12/7-12/14/97**

AVERAGE GAIN

Lifetime (100+ attempts)

- 22.4 Ken Kavanaugh, 1940-41, 45-50
21.7 Ray (Scooter) McLean, 1940-47
20.4 Harlon Hill, 1954-61

Season (30+)

- 25.6 Ken Kavanaugh, 1947
25.0 Harlon Hill, 1954
24.0 Harlon Hill, 1956

Game (4+)

- 44.8 Dick Gordon, vs. StL, 11/19/67
37.5 Gene Schroeder, vs. Chi Cards, 12/16/51
37.0 Billy Stone, vs. Det, 11/23/52

TOUCHDOWNS

Lifetime

- 50 Ken Kavanaugh, 1940-41, 45-50
40 Harlon Hill, 1954-61
35 Dick Gordon, 1965-71

Season

- 13 Ken Kavanaugh, 1947
Dick Gordon, 1970
12 Harlon Hill, 1954
Mike Ditka, 1961
Curtis Conway, 1995
11 Harlon Hill, 1956

Game

- 4 Harlon Hill, at SF, 10/31/54
Mike Ditka, at Rams, 10/13/63
3 Last: **Curtis Conway, at Jax, 10/15/95**

Consecutive games

- 7 Ken Kavanaugh, 11/2-12/14/47
Curtis Conway, 9/24-11/12/95
5 Mike Ditka, 10/22-11/19/61
Dennis McKinnon, 9/8-10/5/85

- INTERCEPTIONS -

INTERCEPTIONS BY

Lifetime

- 38 Gary Fencik, 1976-87
37 Richie Petitbon, 1959-68
32 Donnell Woolford, 1989-1996

Season

- 10 Mark Carrier, 1990
9 Roosevelt Taylor, 1963
8 Clyde (Bulldog) Turner, 1942
Johnny Lujack, 1948
Richie Petitbon, 1963
Vestee Jackson, 1988

Game

- 3 Bob Margarita, vs. Det, 11/11/45
Johnny Lujack, at GB, 9/26/48
Richie Petitbon, at GB, 9/24/67
Curtis Gentry, vs. StL, 11/19/67
Ross Brupbacher, vs. Den, 12/12/76
Mark Carrier, at Wash, 12/9/90
2 Last: **Walt Harris, at StL, 12/14/97**

Consecutive games

- 4 Last: Dave Duerson, 9/14-10/5/86

YARDS RETURNED

Lifetime

- 643 Richie Petitbon, 1959-68
485 Bennie McRae, 1962-70
483 Gary Fencik, 1976-87

Season

- 212 Richie Petitbon, 1962
182 JC Caroline, 1956
172 Don Kindt, 1953
Roosevelt Taylor, 1963

Game

- 101 Richie Petitbon, vs. Rams, 12/9/62
96 Clyde (Bulldog) Turner, at Wash, 10/26/47
Roosevelt Taylor, at Phil, 10/20/68
92 Todd Bell, vs. Det, 11/22/81

Long

- 101 Richie Petitbon, (TD) 12/9/62
96 Clyde (Bulldog) Turner, (TD) 10/26/47
Roosevelt Taylor, (TD) 10/20/68
92 Todd Bell, (TD) 11/22/81



Individual Records

TOUCHDOWNS

Lifetime

- 4 Bennie McRae, 1962-70
- 3 Richie Petitbon, 1959-68
- Roosevelt Taylor, 1961-69

Season

- 2 Jerry Weatherly, 1950
- JC Caroline, 1956
- Bennie McRae, 1967

Game

- 1 Last: Donnell Woolford, vs. Min, 10/14/96

- PUNTING -

PUNTS

Lifetime

- 878 Bob Parsons, 1972-83
- 833 Bobby Joe Green, 1962-73
- 354 Maury Buford, 1985-86; 89-91

Season

- 114* Bob Parsons, 1981
- 99 Bob Parsons, 1976
- 96 Bob Parsons, 1978

Game

- 14 Keith Molesworth, 12/10/33
- 11 Last: Dave Finzer, 12/3/84

YARDS

Lifetime

- 35,057 Bobby Joe Green, 1962-73
- 34,180 Bob Parsons, 1972-83
- 14,451 Maury Buford, 1985-86; 89-91

Season

- 4,531 Bob Parsons, 1981
- 4,059 Todd Sauerbrun, 1997**
- 3,726 Bob Parsons, 1976

Game

- 524 Todd Sauerbrun, vs. NO, 10/5/97**
- 517 Keith Molesworth, vs. GB, 12/10/33
- 476 Bob Parsons, at Hou, 11/6/77

Long

- 94 Joe Lintzenich, vs. NYG, 11/15/31
- 87 Dave Finzer, vs. NO, 10/7/84
- 81 Bob Parsons, vs. NE, 12/5/82

GROSS AVERAGE

Lifetime (75+ punts)

- 44.5 George Gulyanics, 1947-52
- 42.2 Todd Sauerbrun, 1995-97**
- 42.1 Bobby Joe Green, 1962-73
- 41.9 Fred (Curley) Morrison, 1950-53

Season (30+)

- 46.5 Bobby Joe Green, 1963
- 44.8 Todd Sauerbrun, 1996**
- 44.5 Bobby Joe Green, 1964

Game (4+)

- 57.3 Fred Morrison, vs. Rams, 11/16/52
- 54.6 Maury Buford, vs. GB, 10/21/85
- 54.0 Maury Buford, at TB, 10/6/85
- 53.6 Todd Sauerbrun, at Det, 11/27/97**

INSIDE 20

Lifetime

- 158 Bob Parsons, 1972-83
- 94 Maury Buford, 1985-86; 89-91
- 70 Chris Gardocki, 1991-94

Season

- 31 Bob Parsons, 1981
- 28 Chris Gardocki, 1993
- 26 Bob Parsons, 1979
- Dave Finzer, 1984
- Todd Sauerbrun, 1997**

Game

- 5 Bob Parsons, at Hou, 11/6/77
- 4 Bob Parsons, at GB, 12/9/79
- Dave Finzer, vs. NO, 10/7/84; at SD, 12/3/84
- Maury Buford, vs. Phil, 10/2/89
- Chris Gardocki, at Phil, 10/10/93
- Todd Sauerbrun, vs. Buf, 12/7/97**
- Todd Sauerbrun, vs. TB, 11/23/97**

HAD BLOCKED

Lifetime

- 5 Ed Brown, 1954-61
- Bob Parsons, 1972-83
- Maury Buford, 1985-86; 89-90
- 4 Fred (Curley) Morrison, 1950-53

Season

- 2 Last: Maury Buford, 1990

Game

- 2 Jon Kilgore, at Rams, 12/8/68
- Ray Stachowicz, at Min, 12/11/83
- 1 Last: Maury Buford, vs. Mia, 11/24/91

- PUNT RETURNS -

RETURNS

Lifetime

- 127 Dennis McKinnon, 1983-85; 87-89
- 123 Jeff Fisher, 1981-84
- 112 George McAfee, 1940-41; 45-50

Season

- 58 Jeff Fisher, 1984
- 57 Lew Barnes, 1986
- 43 Jeff Fisher, 1981

Game

- 8 Jeff Fisher, at Det, 12/16/84
- 7 George McAfee, vs. GB, 10/15/50
- Ron Smith, at Clev, 10/15/72
- Steve Schubert, at TB, 12/4/77
- Dennis McKinnon, at GB, 12/4/83



Individual Records

YARDS

Lifetime

- 1,431 George McAfee, 1940-41; 45-50
- 1,171 Dennis McKinnon, 1983-85; 87-89
- 1,137 Jeff Fisher, 1981-84

Season

- 509 Jeff Fisher, 1981
- 492 Jeff Fisher, 1984
- 482 Lew Barnes, 1986

Game

- 134 Gale Sayers, vs. SF, 12/12/65
- Dennis McKinnon, vs. NYG, 9/14/87
- 108 George McAfee, vs. Rams, 10/10/48
- 103 Jeff Fisher, at Det, 12/16/84

Long

- 95 Johnny Bailey (TD), vs. KC, 12/29/90
- 94 Dennis McKinnon (TD), vs. NYG, 9/14/87
- 89 Ray McLean (TD), vs. Chi Cards 10/11/42

AVERAGE

Lifetime (50+ returns)

- 12.8* George McAfee, 1940-41; 45-50
- 11.3 JR Boone, 1948-51
- 9.2 Jeff Fisher, 1981-84
- Dennis McKinnon, 1983-85; 87-89

Season (1+ per game)

- 15.8 Harry Clark, 1943
- 14.9 Gale Sayers, 1965
- 14.5 George McAfee, 1947

Game (3+)

- 36.0 George McAfee, vs. Rams, 10/10/48
- 34.0 Scooter McLean, vs. Chi Cards 10/11/42
- 26.8 Gale Sayers, vs. SF, 12/12/65
- Dennis McKinnon, vs. NYG, 9/14/87

TOUCHDOWNS

Lifetime

- 3 Ray (Scooter) McLean, 1940-47
- Steve Schubert, 1975-79
- Dennis McKinnon, 1983-85; 87-89
- 2 George McAfee, 1940-41; 45-50
- Gale Sayers, 1965-71

Season

- 2 Dennis McKinnon, 1987

Game

- 1 Last: Jeff Graham, at Min, 12/1/94

FAIR CATCHES

Lifetime

- 47 Steve Schubert, 1975-79
- 40 Jeff Fisher, 1981-84
- 32 Gale Sayers, 1965-71

Season

- 21 Steve Schubert, 1978
- 20 Jeff Fisher, 1981
- Terry Obee, 1993

19 Bobby Engram, 1996

Game

- 6 Bobby Engram, vs. Min, 9/15/96
- 5 Johnny Bailey, at GB, 10/17/91
- Curtis Conway, at TB, 11/6/94
- 4 Cecil Turner, vs. Min, 10/27/68
- Steve Schubert, 10/8/78; 12/10/78
- Terry Obee, vs. Min, 10/25/93

- KICKOFF RETURNS -

RETURNS

Lifetime

- 192 Dennis Gentry, 1982-92
- 108 Cecil Turner, 1968-73
- 91 Gale Sayers, 1965-71

Season

- 43 Tyrone Hughes, 1997
- 42 Nate Lewis, 1995
- 35 Nate Lewis, 1994

Game

- 8 Brian Baschnagel, at Hou, 11/6/77
- 7 Nate Lewis, at Min, 12/1/94
- Tyrone Hughes, vs Det, 9/14/97
- Tyrone Hughes, at GB, 9/1/97

YARDS

Lifetime

- 4,353 Dennis Gentry, 1982-92
- 2,781 Gale Sayers, 1965-71
- 2,616 Cecil Turner, 1968-73

Season

- 1,008 Tyrone Hughes, 1997
- 924 Ron Smith, 1972
- 904 Nate Lewis, 1995

Game

- 221 Nate Lewis, at Min, 12/1/94
- 208 Ron Smith, vs. SF, 11/19/72
- 185 Brian Baschnagel, at Hou, 11/6/77

Long

- 103 Gale Sayers, at Pit, 9/17/67 (TD)
- 100 Don Bingham, vs. LARams, 11/18/56 (TD)
- 99 Willie Galimore, at Balt, 10/4/58 (TD)
- Willie Gault, vs. Wash, 9/29/85 (TD)



Individual Records

AVERAGE

Lifetime (50+ returns)

- 30.6* Gale Sayers, 1965-71
- 26.6 Ron Smith, 1965; 70-72
- 24.7 Charlie Bivins, 1960-66

Season (1+ per game)

- 37.7 Gale Sayers, 1967
- 32.7 Cecil Turner, 1970
- 31.7 Walter Payton, 1975

Game (3+)

- 52.0 Cecil Turner, at NYG, 9/19/70
- 48.7 Dick Gordon, at Rams, 9/16/66
- 48.3 Gale Sayers, at SF, 12/3/67

TOUCHDOWNS

Lifetime

- 6†Gale Sayers, 1965-71
- 4 Cecil Turner, 1968-73
- 3 Dennis Gentry, 1982-92

Season

- 4†Cecil Turner, 1970
- 3 Gale Sayers, 1967
- 2 Gale Sayers, 1966

Game

- 1 Last: Darren Lewis, vs. Cin, 11/8/92

- FUMBLES -

FUMBLES

Lifetime

- 85 Walter Payton, 1975-87
- 38 Jim Harbaugh, 1987-93
- 35 Rick Casares, 1955-64

Season

- 15 Jim Harbaugh, 1993
- 14 Gary Huff, 1974
- 13 Carl Garrett, 1973

Game

- 4 Hugh Gallarneau, vs. Chi Cards, 12/1/46
- Rudy Bukich, at Balt, 12/5/65
- Vince Evans, at GB, 11/15/81
- Rusty Lisch, vs. GB, 12/9/84
- 3 Last: Rashaan Salaam, vs. Phil, 12/24/95

OWN RECOVERED

Lifetime

- 18 Walter Payton, 1975-87
- 13 Gale Sayers, 1965-71
- 10 Ed Brown, 1954-61
- Jim Harbaugh, 1987-93

Season

- 7 Gary Huff, 1974
- 6 Jack Concannon, 1970
- 5 Bobby Douglass, 1972

Game

- 3 Gary Huff, vs. Det, 9/15/74

OPPONENTS' RECOVERED

Lifetime

- 25 Dick Butkus, 1965-73
- 22 Joe Fortunato, 1955-66
- 17 Mike Hartenstine, 1975-86

Season

- 6 Dick Butkus, 1965
- 5 Ed O'Bradovich, 1962
- 4 Last: Mike Singletary, 1984

Game

- 3 Virgil Livers, at Min, 10/5/75
- John Thierry, vs. Hou, 10/22/95*
- 2 Last: Carl Simpson, at NO, 10/13/96

YARDS RET. OWN FUMBLES

Lifetime

- 36 John Adams, 1959-62
- 24 Ike Hill, 1973-74
- 22 Ron Bull, 1962-70

Season

- 36 John Adams, 1961 (11/19)
- 24 Ike Hill, 1973 (11/12)
- 21 Ron Bull, 1962 (11/4)

Game

(Same as "Season")

Long

(Same as "Season")

YARDS RET. OPP'S FUMBLES

Lifetime

- 128 Charlie Sumner, 1955; 58-60
- 110 Ed Sprinkle, 1944-55
- 98 George Halas, 1920-29

Season

- 101 Charlie Sumner, 1958
- 98 George Halas, 1923
- 84 Larry Brink, 1954

Game

- 98 George Halas, (TD) vs. Oorang, 11/4/23
- 86 Charlie Sumner, (TD) vs. Chi Cards, 12/7/58
- 84 Larry Brink, (TD) vs. Rams, 11/28/54

Long

(Same as "Game")



Individual Records

TOUCHDOWNS OWN FUMBLES

Lifetime

- 2 Ken Kavanaugh, 1940-41; 45-50
Mike Ditka, 1961-66

Season

- 1 Last: Johnny Musso, 1976

Game

- 1 Last: Johnny Musso, at Det, 11/21/76

TOUCHDOWNS OPP.'S FUMBLES

Lifetime

- 2 Fred Evans, 1948
Ed Sprinkle, 1944-55

Season

- 2 Fred Evans, 1948

Game

- 2 Fred Evans, vs. Wash, 11/28/48
1 Last: Bryan Cox, vs. Dal, 9/2/96

- SACKS -

(Since 1970)

Lifetime

- 124.5 Richard Dent, 1983-93; 95
92.5 Steve McMichael, 1981-93
82.0 Dan Hampton, 1979-90

Season

- 17.5 Richard Dent, 1984 (16 games)
17.0 Richard Dent, 1985
15.0 Jim Osborne, 1976 (14 games)

Game

- 4.5 Richard Dent, vs. Raid, 11/4/84;
at Raid, 12/27/87
4.0 Jim Osborne, vs. Min, 9/23/73
3.5 Alan Page, vs. Den, 12/20/81
Jim Althoff, vs. Min, 10/11/87

Consecutive games (at least .5 sack)

- 7 Alonzo Spellman, 12/1/94-9/17/95
6 Steve McMichael, 10/29-12/3/89
5 Steve McMichael, 11/6-12/4/83;
10/27-11/24/91

- TAKEAWAYS -

(Int & Opp. Fumbles Recovered)

Lifetime

- 50 Gary Fencik, 1976-87 (38 int, 12 fum)
47 Dick Butkus, 1965-73 (22 int, 25 fum)
44 Richie Petitbon, 1959-68 (37 int, 7 fum)

Season

- 12 Roosevelt Taylor, 1963 (9 int, 3 fum)
Mark Carrier, 1990 (10 int, 2 fum)
11 Dick Butkus, 1965 (5 int, 6 fum)
10 Richie Petitbon, 1963 (8 int, 2 fum)
Ross Brupbacher, 1976 (7 int, 3 fum)

Game

- 4 Bill George, vs. Det, 12/3/61 (2 int, 2 fum)
3 Last: J. Thierry, vs. Hou, 10/22/95 (3 fum)

- NET YARDS -

(Rushes, receptions, & returns)

ATTEMPTS

Lifetime

- 4,368* Walter Payton, 1975-87
1,619 Neal Anderson, 1986-93
1,579 Rick Casares, 1955-64

Season

- 427 Walter Payton, 1984
402 Walter Payton, 1979
383 Walter Payton, 1978

Game

- 41 Walter Payton, vs. Min, 11/20/77;
at Buf, 10/7/79
40 Walter Payton, at Dal, 11/26/81
39 Walter Payton, vs SD, 10/25/81

YARDS

Lifetime

- 21,803* Walter Payton, 1975-87
9,435 Gale Sayers, 1965-71
8,929 Neal Anderson, 1986-93

Season

- 2,440 Gale Sayers, 1966
2,272 Gale Sayers, 1965
2,216 Walter Payton, 1977

Game

- 339 Gale Sayers, vs. Min, 12/18/66
336 Gale Sayers, vs. SF, 12/12/65
300 Walter Payton, at NO, 12/21/75



Opp's Individual Records

- SCORING -

Points

- 40* Ernie Nevers, at Chi. Cards, 11/28/29
- 36 Dub Jones, at Clev, 11/25/51
- 24 Lenny Moore, at Balt, 10/4/58
- Jim Taylor, vs. GB, 11/4/62

Touchdowns

- 6† Ernie Nevers, at Chi. Cards, 11/28/29
- Dub Jones, at Clev, 11/25/51
- 4 Lenny Moore, at Balt, 10/4/58
- Jim Taylor, vs. GB, 11/4/62

Field goals

- 5 Curt Knight, vs. Wash, 11/14/71
- Fred Cox, vs. Min, 9/23/73
- Nick Lowery, vs. KC, 12/29/90
- 4 Last: Jason Hanson, vs. Det, 9/14/97

Field goal attempts

- 7 Mike Clark, vs. Dal, 11/24/68
- 6 Curt Knight, vs. Wash, 11/14/71
- Fred Cox, vs. Min, 9/23/73

Long field goal

- 60 Morten Andersen, at NO, 10/27/91
- 56 Bert Rechichar, at Balt, 9/27/53
- 55 Pat Leahy, at NY Jets, 12/14/85

- RUSHING -

Attempts

- 39 Jerome Bettis, at LA Rams, 1/2/94
- 35 John Stephens, at NE, 10/30/88
- 34 Eric Dickerson, at LA Rams, 11/6/83

Yards

- 206 Earl Campbell, vs. Hou, 11/16/80
- 199 Ollie Matson, vs. LA Rams, 10/11/59
- 194 Alan Ameche, at Balt, 9/25/55

Touchdowns

- 6† Ernie Nevers, at Chi. Cards, 11/28/29
- 4 Dub Jones, at Clev, 11/25/51
- Jim Taylor, vs. GB, 11/4/62
- 3 Last: Larry Csonka, at Mia, 9/23/79

Long

- 97 Bobby Gage, vs. Pit, 12/4/49 (TD)
- 90 Johnny Johnson, at NYJ, 9/25/94
- 84 Tom Harmon, vs. LA Rams, 10/13/46 (TD)
- Barry Sanders, at Det, 10/23/94

- PASSING -

Attempts

- 62 Randall Cunningham, vs. Phil, 10/2/89
- 55 Tommy Kramer, vs. Min, 9/19/85
- 54 John Brodie, vs. SF, 11/13/66
- Brett Favre, vs. GB, 12/5/93

Completions

- 36 Brett Favre, vs. GB, 12/5/93
- 34 Neil O'Donnell, vs. Pit, 11/5/95
- 33 Brad Johnson, vs. Min, 9/7/97

Yards

- 509 Vince Ferragamo, at LA Rams, 12/26/82
- 436 Tommy Kramer, at Min, 9/19/85
- 402 Brett Favre, vs. GB, 12/5/93

Touchdowns

- 5 Steve Spurrier, vs. SF, 11/19/72
- Tommy Kramer, at Min, 11/28/82
- Brett Favre, at GB, 11/12/95
- 4 Last: Brett Favre, vs. GB, 10/6/96

Interceptions

- 5 Last: Mark Rypien, at Wash, 12/9/90

Consecutive completions

- 12 Jim Hart, at StL Cards, 9/25/77

Long

- 99† Sonny Jurgensen, vs. Wash, 9/15/68 (TD)
- Brett Favre, vs. GB, 9/11/95 (TD)
- 97 Pat Coffee, vs. Chi. Cards, 12/5/37 (TD)
- Bernie Kosar, at Clev, 10/23/89 (TD)
- 94 Eric Hipple, at Det, 10/19/81 (TD)

Times sacked

- 11 Archie Manning, vs. Min, 10/28/84
- 10 Guido Merkens, at Phil, 10/4/87
- 9 Fran Tarkenton, vs. Min, 12/17/61

- RECEIVING -

Receptions

- 14 Herman Moore, at Det, 12/4/95
- 13 Bob Anderson, at Den, 9/30/73
- 12 Bernie Casey, vs. SF, 11/13/66
- Brett Perriman, vs. Det, 11/19/95
- Jake Reed, vs. Min, 9/7/97

Yards

- 225 Bernie Casey, vs. SF, 11/13/66
- 201 Gene Roberts, at NYG, 10/23/49
- 192 Billy Wilson, at SF, 10/23/55

Touchdowns

- 3 Last: Andre Rison, vs. Atl, 9/27/92

Long

- 99† Gerry Allen, vs. Wash, 9/15/68 (TD)
- Robert Brooks, vs. GB, 9/11/95 (TD)
- 97 Gaynell Tinsley, vs. Chi. Cards, 12/5/37 (TD)
- Webster Slaughter, at Clev, 10/23/89 (TD)
- 94 Leonard Thompson, at Det, 10/19/81 (TD)

* NFL Record

† Tied NFL Record



Opp's Individual Records

- INTERCEPTIONS -

Interceptions

3 Last: Reggie Sutton, vs. NO, 10/18/87

Yards

167 Dick Jauron, vs. Det, 11/18/73

121 Milt Davis, vs. Balt, 11/17/57

115 Bernie Parrish, at Clev, 12/11/60

Touchdowns

2† Bobby Franklin, at Clev, 12/11/60

Long

102 Bob Smith, at Det, 11/24/49 (TD)

99 Rick Sanford, vs. NE, 12/5/82 (TD)

98 Darryll Lewis, vs. Hou, 10/22/95 (TD)

- PUNTING -

Punts

14 Dick Nesbitt, vs. Chi. Cards, 11/30/33

11 Last: Rich Camarillo, vs. NE, 9/15/85

Average

61.8* Bob Cifers, vs. Det, 11/24/46

55.8 Sammy Baugh, at Wash, 11/17/40

54.5 Tommy Davis, at SF, 11/19/61

Long

84 Doug Russell, vs. Chi. Cards, 9/11/38

79 Tommy Davis, at SF, 11/19/61

75 Rich Camarillo, vs. NE, 9/15/85

Harold Alexander, vs. Atl, 10/3/93

- PUNT RETURNS -

Returns

7 Danny Reece, at TB, 12/2/79

6 Last: Karl Williams, at TB, 12/21/97

Yards

122 Hugh McElhenny, vs. SF, 10/19/52

118 Jon Arnett, at LA Rams, 11/2/58

116 Karl Williams, at TB, 12/21/97

Fair catches

7 Lem Barney, at Det, 11/21/76

5 Willie Wood, at GB, 11/15/70

Vai Sihakema, at Phil, 10/10/93

Long

95 Steve Odom, at GB, 11/10/74 (TD)

94 Hugh McElhenny, vs. SF, 10/19/52 (TD)

93 Veryl Switzer, vs. GB, 11/7/54 (TD)

- KICKOFF RETURNS -

Returns

7 Last: Mel Gray, vs. Hou, 10/22/95

Yards

202 Carver Shannon, at LA Rams, 10/13/63

184 Al Carmichael, at GB, 10/2/55

182 Buster Rhymes, at Min, 9/19/85

Long

106* Al Carmichael, at GB, 10/7/56 (TD)

102 Ron Jessie, at Det, 10/24/71 (TD)

Mel Gray, at Det, 10/23/94 (TD)

101 Bill Jefferson, at Det, 11/23/41 (TD)

LONGEST PLAYS AT SOLDIER FIELD

(Bears moved from Wrigley Field after the 1970 season.)

RUN

Bears — 80 Neal Anderson, vs. GB, 11/27/88

Opp. — 68 Keith Woodside, GB, 12/17/89

PASS

Bears — 89 Vince Evans, vs. Min, 9/21/80

Opp. — 99 Brett Favre, GB, 9/11/95

CATCH

Bears — 89 Rickey Watts, vs. Min, 9/21/80

Opp. — 99 Robert Brooks, GB, 9/11/95

PUNT

Bears — 87 Dave Finzer, vs. NO, 10/7/84

Opp. — 75 Harold Alexander, Atl, 10/3/93

PUNT RETURN

Bears — 95 Johnny Bailey, vs. KC, 12/29/90

Opp. — 77 Lee Nelson, St. L, 12/16/79

KICKOFF RETURN

Bears — 99 Willie Gault, vs. Wash, 9/29/85

Opp. — 97 Del Rodgers, GB, 12/9/84

INTERCEPTION RETURN

Bears — 92 Todd Bell, vs. Det, 11/22/81

Opp. — 99 Rick Sanford, NE, 12/5/82

FIELD GOAL

Bears — 55 Kevin Butler, vs. Min, 10/25/93

Opp. — 52 Fred Cox, vs. Min, 10/27/75



Team Records—Offense

- WON-LOST -

WINS

Highest winning percentage, season

1.000†	1934 (13 games) 13-0
	1942 (11 games) 11-0
.938	1985 (16 games) 15-1
.923	1926 (16 games) 12-1-3

Lowest winning percentage, season

.071	1969 (14 games) 1-13
.214	1973 (14 games) 3-11
.250	1997 (16 games) 4-12

Wins at home, season

9	1926 (11 games at Wrigley)
8	1921 (9 games at Wrigley)
	1922 (9 games at Wrigley)
	1985 (8 games at Soldier Field)
7	1933 (7 games at Wrigley)
	1986 (8 games at Soldier Field)
	1988 (8 games at Soldier Field)
	1990 (8 games at Soldier Field)

Wins on the road, season

7	1920 (9 road games)
	1934 (7 road games)
	1985 (8 road games)
	1986 (8 road games)

CONSECUTIVE GAMES

Won

17*	11/26/33—12/2/34
16	11/9/41—12/6/42

Without losing

24	11/9/41—11/14/43 (23-0-1)
----	---------------------------

Wins at home

18	11/20/32—10/20/35
----	-------------------

Wins on the road

10	9/28/41—12/6/42
----	-----------------

Lost

8	12/15/68—11/2/69; 9/25—11/2/78
---	--------------------------------

Without winning

11	11/3/29—10/5/30 (0-9-2)
----	-------------------------

Losses at home

8	11/23/69—11/8/70
---	------------------

Losses on the road

16	11/12/73—11/30/75
----	-------------------

- SCORING -

POINTS

Most, season

456	1985 (16 games)
409	1965 (14 games)
396	1941 (11 games)

Fewest, season

133	1933 (13 games)
141	1982 (9 games)
145	1931 (13 games)
234	1993 (16 games)

Most, game

61	vs. SF, 12/12/65 (win, 61-20)
	vs. GB, 12/7/80 (win, 61-7)
58	vs. Balt, 10/21/56 (win, 58-27)
57	at Balt, 11/25/62 (win, 57-0)

Most, first half

41	vs. Wash, 11/28/48 (20, 21)
31	vs. Wash, 9/29/85 (0, 31)

Most, second half

49	at Phil, 11/30/41 (21, 28)
33	vs. GB, 12/7/80 (13, 20)

Most, first quarter

21	vs. Chi. Cards, 10/11/42
	vs. Wash, 11/9/80
	vs. Clev, 9/7/86
	vs. Cin, 9/28/86

Most, second quarter

31	vs. Wash, 9/29/85
28	vs. GB, 12/7/80
	vs. TB, 9/26/93

Most, third quarter

27	vs. Chi. Cards, 9/5/37
24	at Min, 9/19/85

Most, fourth quarter

28	vs. Phil, 11/30/41
	vs. Min, 9/17/89
22	at Phil, 9/12/94

Margin of victory

57	at Wash, 12/8/40 (57-0)
	at Balt, 11/25/62 (57-0)
54	vs. GB, 12/7/80 (61-7)
49	vs. Det, 10/19/41 (49-0)
	at NYG, 11/14/43 (56-7)

Margin of defeat

52	at Balt, 9/27/64 (52-0)
49	at GB, 9/30/62 (49-0)
47	at Hou, 11/6/77 (47-0)

* NFL Record

† Tied NFL Record



Team Records—Offense

TOUCHDOWNS

Most, season

56	1941 (11 games)
54	1965 (14 games)
51	1985 (16 games)
	1948 (12 games)
	1947 (12 games)

Fewest, season

16	1933 (13 games)
	1982 (9 games)
22	1993 (16 games)

Most, game

9	vs. SF, 12/12/65
	vs. GB, 12/7/80
8	at NY, 11/14/43
	at Wash, 10/26/47

EXTRA POINTS MADE

Most, season

52	1965 (14 games)
51	1985 (16 games)
	1948 (12 games)
45	1995 (16 games)

Fewest, season

15	1933 (13 games)
	1932 (14 games)
16	1982 (9 games)
20	1997 (16 games)

Most, game

8	at NYG, 11/14/43 (8 of 8)
	at Wash, 10/26/47 (8 of 8)
7	at Rams, 10/13/63 (7 of 7)
	vs. SF, 12/12/65 (7 of 9)
	vs. GB, 12/7/80 (7 of 9)

Most, season (no misses)

51	1985 (16 games)
45	1995 (16 games)
34	1992 (16 games)

EXTRA POINTS MISSED

Most, season

11	1939 (11 games)
	1941 (11 games)
4	1975 (14 games) 18 of 22
	1976 (14 games) 27 of 31
3	1977 (14 games) 27 of 30
	1978 (16 games) 26 of 29
	1979 (16 games) 34 of 37
	1983 (16 games) 35 of 38

Most, game

3	at Phil, 10/13/35
	at NY, 11/8/36
	at Pit, 10/2/39
	vs. Chi. Cards, 10/12/41
	vs. Clev, 11/9/41
2	Last: vs. GB, 12/7/80

FIELD GOALS MADE

Most, season

31	1985 (16 games)
28	1986 (16 games)
27	1993 (16 games)

Fewest, season

0†	1944 (10 games)
	1947 (12 games)
8	1969 (14 games)
9	1974 (14 games)
	1982 (9 games)
12	1976 (14 games)
	1981 (16 games)

Most, game

5	vs. Det, 12/3/61
	at Phil, 10/20/68
4	Last: at Mia, 10/27/97

FIELD GOALS ATTEMPTED

Most, season

41	1986 (16 games)
38	1985 (16 games)
37	1990 (16 games)

Fewest, season

0	1944 (10 games)
13	1974 (14 games)
18	1980 (16 games)

Most, game

7	vs. GB, 11/17/63
6	Last: at GB, 11/8/87

FIELD GOALS MISSED

Most, season

18	1971 (14 games) 15 of 33
15	1965 (14 games) 11 of 26
14	1970 (14 games) 20 of 34
13	1976 (14 games) 12 of 25
	1977 (14 games) 14 of 27
12	1983 (16 games) 13 of 25

Fewest, season

4	1988 (16 games) 15 of 19
	1989 (16 games) 15 of 19
	1974 (16 games) 9 of 13
5	1997 (16 games) 21 of 26
	1980 (16 games) 13 of 18
	1978 (16 games) 17 of 22

Most, game

4	Last: vs. Phil, 9/14/86 (2 of 6)
3	Last: vs. Pit, 11/30/86 (2 of 5)

TWO-POINT CONVERSIONS (since 1994)

Most, season

5	1997 (16 games)
2	1994 (16 games)

Most, game

1	Last: at TB, 12/21/97
---	-----------------------



Team Records—Offense

SAFETIES

Most, season

- 3 1985 (16 games)
- 2 Last: 1986 (16 games)

Most, game

- 2 vs. Pit, 11/9/69
- 1 Last: at Mia, 10/27/97

— TIME OF POSS. —

TIME OF POSSESSION (since 1978)

Highest average, season

- 35:08 1984 (16 games)
- 34:33 1985 (16 games)
- 33:38 1994 (16 games)

Lowest average, season

- 28:36 1993 (16 games)
- 29:15 1992 (16 games)
- 29:28 1982 (9 games)

Highest, game

- 48:50 vs SD, 10/25/81 (OT)
- 45:32 vs Mia, 9/4/88
- 44:53 at Mia, 10/27/97 (OT)
- 44:12 vs Det, 11/20/94

Lowest, game

- 18:01 at Dal, 12/27/92
- 19:20 at LA Rams, 1/2/94
- 20:52 vs NE, 10/14/79

— FIRST DOWNS —

TOTAL

Most, season

- 343 1985 (16 games)
- 340 1995 (16 games)
- 319 1987 (15 games)

Fewest, season

- 114 1937 (11 games)
- 115 1933 (13 games)
- 153 1982 (9 games)
- 226 1993 (16 games)

Most, game

- 33 vs GB, 12/7/80
- 30 at NY Yanks, 12/9/51
- 28 at Min, 11/11/91

Fewest, game

- 2 vs GB, 12/10/33
- 4 vs Det, 11/22/81
- 5 vs NE, 10/14/79

RUSHING

Most, season

- 176 1985 (16 games)
- 166 1986 (16 games)
- 164 1984 (16 games)

Fewest, season

- 55 1970 (14 games)
- 56 1982 (9 games)
- 88 1994 (16 games)

Most, game

- 19 vs GB, 11/6/55
- at GB, 10/30/77
- 18 vs Det, 11/10/85
- 17 Last: vs. Mia, 9/4/88

Fewest, game

- 0 vs Chi. Cards, 10/14/45
- at Balt, 10/5/57
- at GB, 12/11/94
- 1 at KC, 11/17/96
- at NE, 9/21/97

PASSING

Most, season

- 201 1995 (16 games)
- 188 1997 (16 games)
- 168 1991 (16 games)

Fewest, season

- 41 1940 (11 games)
- 48 1942 (11 games)
- 54 1972 (14 games)
- 83 1982 (9 games)
- 98 1979 (16 games)

Most, game

- 21 at Dal, 11/18/62
- vs NY Jets, 11/16/97
- 18 vs Wash, 11/2/97
- 17 vs Car, 10/8/95
- vs Hou, 10/22/95

Fewest, game

- 0 vs GB, 11/7/37
- at GB, 9/28/41
- 2 Last: at Min, 9/12/93

BY PENALTY

Most, season

- 42* 1987 (15 games)
- 32 1963 (14 games)
- 1988 (16 games)
- 29 1991 (16 games)

Fewest, season

- 5 1939 (11 games)
- 12 1972 (14 games)
- 1977 (14 games)
- 14 1982 (9 games)
- 15 1993 (16 games)

Most, game

- 9 at Clev, 11/25/51
- 7 at TB, 9/8/91
- 6 vs Det, 11/22/87
- at GB, 10/25/92



Team Records—Offense

— NET YARDS —

(Rushing and passing)

YARDS

Most, season

5,837	1985 (16 games)
5,830	1983 (16 games)
5,673	1995 (16 games)

Fewest, season

2,493	1982 (9 games)
2,641	1937 (11 games)
3,129	1973 (14 games)
3,717	1993 (16 games)

Most, game

682	at NYG, 11/14/43
596	vs. Chi. Cards, 12/11/49
594	vs. GB, 12/7/80

Fewest, game

24	vs. Det, 11/22/81
66	at Den, 12/5/71
75	at Det, 10/28/62

— RUSHING —

ATTEMPTS

Most, season

674	1984 (16 games)
634	1978 (16 games)
627	1979 (16 games)

Fewest, season

275	1982 (9 games)
353	1954 (12 games)
	1970 (14 games)
472	1996 (16 games)
485	1987 (15 games)

Most, game

72*	vs. Brk, 10/20/35
63	vs. Min, 10/20/77
62	vs. Buf, 10/7/79

Fewest, game

11	at Phil, 9/12/94
13	vs. GB, 11/22/92
14	Last: at GB, 12/11/94

YARDS

Most, season

2,974	1984 (16 games)
2,847	1934 (13 games)
2,761	1985 (16 games)

Fewest, season

988	1982 (9 games)
1,588	1994 (16 games)
1,720	1996 (16 games)

Most, game

408	vs. Brk, 10/20/35
406	vs. GB, 11/6/55
375	at GB, 10/30/77

Fewest, game

1	at LA Rams, 10/26/52
27	at GB, 12/11/94

AVERAGE

Highest, season

5.19	1934 (13 games)
4.75	1968 (14 games)
4.52	1985 (16 games)

Lowest, season

3.08	1953 (12 games)
3.09	1970 (14 games)
3.26	1994 (16 games)

Highest, game

13.75	at Cin, 9/30/34
6.94	at GB, 10/30/77 (54 for 375)
6.34	at Cin, 9/28/86 (35 for 222)

Lowest, game

0.03	at LA Rams, 10/26/52
1.86	at Dal, 12/27/92 (15 for 28)

TOUCHDOWNS

Most, season

30	1941 (11 games)
27	1985 (16 games)
25	1988 (16 games)

Fewest, season

3	1933 (13 games)
	1970 (14 games)
5	1982 (9 games)
9	1996 (16 games)

Most, game

6	vs. Det, 10/19/41
5	vs. Mia, 9/4/88
4	Last: at TB, 10/8/89

* NFL Record

† Tied NFL Record



Team Records—Offense

FUMBLES

Most, season

56†	1938 (11 games)
40	1972 (14 games)
	1973 (14 games)
37	1988 (16 games)

Fewest, season

16	1963 (14 games)
	1982 (9 games)
21	1979 (16 games)
	1994 (16 games)

Most, game

8	at Chi. Cards, 9/11/38
	at NYG, 12/18/77
7	at Balt, 12/5/65
	vs. GB, 10/21/85

FUMBLES LOST

Most, season

26	1973 (14 games)
----	-----------------

Fewest, season

8	1978 (16 games)
	1982 (9 games)
9	1996 (16 games)
10	1956 (12 games)
	1960 (12 games)
	1992 (16 games)
	1994 (16 games)

Most, game

5	vs. Dal, 9/16/73
4	at Pit, 9/17/67
	at GB, 11/10/74
	vs. GB, 9/6/81
	vs. GB, 10/21/85
	at Det, 11/27/97

TOUCHDOWNS ON FUMBLES

Most, season

5	1942 (11 games)
2	Last: 1986

Most, game

2	vs. Wash, 11/28/48
1	Last: vs. GB, 12/5/93

OWN RECOVERED

Most, season

37*	1938 (11 games)
20	1981 (16 games)
19	1942 (11 games)
	1977 (14 games)

Fewest, season

5	1955 (12 games)
	1963 (14 games)
6	1989 (16 games)
8	1979 (16 games)

Most, game

7	at Chi. Cards, 9/11/38
	at NYG, 12/18/77
6	at GB, 11/15/81
5	at Min, 10/5/75

— PASSING —

ATTEMPTS

Most, season

595	1997 (16 games)
551	1996 (16 games)
523	1995 (16 games)

Fewest, season

147	1937 (11 games)
205	1972 (14 games)
262	1982 (9 games)
352	1978 (16 games)

Most, game

65	vs NY Jets, 11/16/97
59	at NYG, 10/23/49
58	at Wash, 10/25/64

Fewest, game

4	vs. Det, 10/15/67
7	vs. TB, 11/26/78
8	vs. Buf, 10/7/79
	vs. Det, 10/19/80

COMPLETIONS

Most, season

336	1997 (16 games)
318	1996 (16 games)
315	1995 (16 games)

Fewest, season

56	1937 (11 games)
78	1972 (14 games)
186	1978 (16 games)

Most, game

34	at NYG, 10/23/49
33	at Wash, 10/25/64
	vs NY Jets, 11/16/97
32	at Mia, 10/27/97

Fewest, game

1	Last: at Phil, 12/10/72
---	-------------------------



Team Records—Offense

COMPLETION PERCENTAGE

Highest, season

61.4	1994 (16 games)	308 of 502
60.2	1995 (16 games)	315 of 523
59.3	1993 (16 games)	230 of 388

Lowest, season

29.7	1934 (13 games)	57 of 192
38.0	1972 (14 games)	78 of 205
44.2	1976 (14 games)	123 of 278
44.9	1973 (14 games)	136 of 303
45.4	1981 (16 games)	222 of 469

Highest, game (10+)

83.3	vs. GB, 12/7/80 (20 of 24)
77.1	vs. Min, 9/18/84 (27 of 35)
75.0	at Det, 9/12/78 (9 of 12)
	vs. Atl, 9/27/92 (18 of 24)

Lowest, game (10+)

11.7	vs. Den, 12/12/76 (2 of 17)
21.7	vs. KC, 12/29/90 (5 of 23)
23.3	at KC, 11/8/81 (7 of 30)
	vs. Det, 11/22/81 (7 of 30)

NET YARDS (Gross yards minus sack yards)

Most, season

3,743	1995 (16 games)
3,253	1997 (16 games)
3,185	1996 (16 games)
3,120	1991 (16 games)
3,104	1954 (12 games)

Fewest, season

955	1934 (13 games)
1,108	1972 (14 games)
1,505	1982 (9 games)
1,933	1978 (16 games)

Most, game

488	at NYG, 11/14/43
468	vs. Chi. Cards, 12/11/49

Fewest, game

-20	vs. Det, 11/22/81
-16	at Hou, 11/6/77

TIMES SACKED

Most, season

55	1969 (14 games)
52	1983 (16 games)
49	1971 (14 games)
	1973 (14 games)

Fewest, season

15	1995 (16 games)
20	1963 (14 games)
24	1968 (14 games)
	1986 (16 games)
	1988 (16 games)

Most, game

9	at Min, 11/2/69
	at Den, 12/5/71
	vs. Min, 10/25/93

YARDS LOST

Most, season

439	1969 (14 games)
395	1973 (14 games)
392	1971 (14 games)
359	1974 (14 games)
358	1983 (16 games)

Fewest, season

95	1995 (16 games)
109	1947 (12 games)
139	1994 (16 games)

Most, game

78	at Min, 11/2/69
70	at Den, 12/5/71

TOUCHDOWN PASSES

Most, season

29	1947 (12 games)
	1995 (16 games)
28	1943 (11 games)
26	1949 (12 games)
24	1961 (14 games)
23	1987 (16 games)

Fewest, season

5	1950 (12 games)
6	1973 (14 games)
7	1978 (16 games)
	1993 (16 games)

Most, game

7 [†]	at NYG, 11/14/43
4	Last: at StL Rams, 9/24/95

SEASON OPENERS

The Bears own 46 opening day victories overall, more than any NFL franchise. The Dallas Cowboys are 28-9-1 on opening day, and their .757 opening day winning percentage is tops in league history. The Bears beat the Cowboys 22-6 at Soldier Field to open the season in 1996.

This year, Chicago opens against an AFC opponent for the first time since 1990, when the Bears hosted the Seahawks (17-0 win). Jacksonville visits Soldier Field on September 6, 1998. Week Two in '98 also features an AFC foe, as the Bears travel to Pittsburgh to face the Steelers. The last time the Bears opened the season with consecutive AFC opponents was 1988, when Chicago defeated Miami 34-7 at Soldier Field, before beating the Colts 17-13 in Indianapolis in Week Two.



Team Records—Offense

HAD INTERCEPTED

Most, season

35	1947 (12 games)
	1954 (12 games)
28	1978 (16 games)

Fewest, season

10	1995 (16 games)
11	1941 (11 games)
	1982 (9 games)

Most, game

8	at Det, 9/22/68
7	vs. LA Rams, 10/9/49
	at Balt, 10/2/60
	at Clev, 12/22/60

Returned for TD, season

6*	1992 (16 games)
----	-----------------

INTERCEPTION PERCENTAGE

Highest, season

14.95	1942 (11 games)
7.95	1978 (16 games) 28 of 352

Lowest, season

1.91	1995 (16 games) 10 int, 523 att.
2.79	1990 (16 games) 12 int, 430 att.
3.25	1988 (16 games) 13 int, 461 att.

— PUNTING —

PUNTS

Most, season

114*	1981 (16 games)
100	1976 (14 games)
96	1978 (16 games)
	1997 (16 games)

Fewest, season

32	1941 (11 games)
38	1947 (12 games)
58	1965 (14 games)
	1995 (16 games)

Most, game

17	vs. GB, 10/22/33
14	vs. GB, 12/10/33
12	vs. NO, 10/5/97

Fewest, game

0	vs. GB, 11/6/55
	at NYG, 11/28/65
	vs. Det, 10/1/72

GROSS AVERAGE

Highest, season

46.5	1963 (14 games)
45.5	1964 (14 games)
44.8	1996 (16 games)

Lowest, season

35.7	1945 (10 games)
36.2	1983 (16 games)
36.9	1976 (14 games)

Highest, game (4+ punts)

57.3	vs. LA Rams, 11/16/52
54.6	vs. GB, 10/21/85
54.0	at TB, 10/6/85
53.6	at Det, 11/27/97

Lowest, game (4+)

22.1	at Min, 10/10/76
25.0	at Card-Pitt, 12/3/44
26.4	vs. GB, 10/21/74

— PUNT RETURNS —

RETURNS

Most, season

64	1984 (16 games)
60	1950 (12 games)
57	1986 (16 games)

Fewest, season

19	1968 (14 games)
22	1967 (14 games)
23	1992 (16 games)

Most, game

11	vs. Chi. Cards, 10/8/50
8	at Det, 12/16/84
	vs. NE 9/16/85

YARDS

Most, season

781	1948 (12 games)
561	1984 (16 games)
518	1981 (16 games)

Fewest, season

81	1968 (14 games)
97	1966 (14 games)
142	1982 (9 games)
176	1992 (16 games)



Team Records—Offense

Most, game

151	vs. Chi. Cards, 10/12/41
134	vs. SF, 12/12/65
	vs. NYG, 9/14/87
103	at Det, 12/16/84

Fewest, game

-6	vs. Min, 12/19/65
-5	vs. GB, 10/16/66
	vs. Dal, 11/24/68

AVERAGE

Highest, season

20.2	1941 (11 games)
11.5	1981 (16 games)
11.1	1990 (16 games)

Lowest, season

3.4	1957 (12 games)
3.9	1966 (14 games)
6.7	1989 (16 games)

TOUCHDOWNS

Most, season

2	1941 (11 games)
	1987 (15 games)

Most, game

1	Last: at Min, 12/1/94
---	-----------------------

FAIR CATCHES

Most, season

28	1967 (14 games)
----	-----------------

Fewest, season

3	1975 (14 games)
---	-----------------

Most, game

6	vs. Min, 9/15/96
	vs. Min, 12/10/67
	at St. L., 10/31/66
5	Last: at TB, 11/6/94

— KICK RETURNS —

RETURNS

Most, season

79	1997 (16 games)
74	1975 (14 games)
73	1989 (16 games)

Fewest, season

20	1942 (11 games)
26	1963 (14 games)
34	1982 (9 games)
43	1985 (16 games)

Most, game

10	at Chi. Cards, 11/27/55
9	at SF, 12/23/91
	at GB, 12/11/94
8	Last: at Det, 11/27/97

Fewest, game

0	Last: at TB, 11/6/94
---	----------------------

YARDS

Most, season

1,696	1997 (16 games)
1,644	1975 (14 games)
1,534	1989 (16 games)

Fewest, season

424	1963 (14 games)
632	1982 (9 games)
879	1990 (16 games)

Most, game

304	vs. GB, 11/9/52
251	at Pit, 9/17/67
226	at Atl, 10/14/73

Fewest, game

0	Last: at TB, 11/6/94
---	----------------------

AVERAGE

Highest, season

29.4*	1972 (14 games)
27.9	1966 (14 games)
25.3	1985 (16 games)

Lowest, season

16.3*	1963 (14 games)
	1990 (16 games)
16.4	1983 (16 games)

TOUCHDOWNS

Most, season

4†	1970 (14 games)
3	1967 (14 games)

Most, game

2†	at GB, 9/22/40
	vs. GB, 11/9/52

* NFL Record

† Tied NFL Record



Team Records—Offense

— PENALTIES —

PENALTIES

Most, season

122	1948 (12 games)
121	1981 (16 games)
114	1976 (14 games)
	1984 (16 games)

Fewest, season

57	1955 (12 games)
58	1982 (9 games)
66	1994 (16 games)

Most, game

22†	at Phil, 11/26/44
16	at Balt, 12/5/65
	at Den, 10/16/78
	at TB, 10/21/84

Fewest, game

0†	at Clev, 10/9/38
	vs. Min, 10/23/72
	at Det, 11/28/91
	at StL Rams, 9/24/95
	vs. Phil, 12/24/95
1	Last: at GB, 12/11/94

YARDS PENALIZED

Most, season

1,194	1968 (14 games)
1,005	1981 (16 games)
984	1976 (14 games)

Fewest, season

422	1982 (9 games)
498	1955 (12 games)
503	1994 (16 games)

Most, game

170	at Phil, 11/26/44
147	vs. Wash, 10/3/67
	at Den, 10/16/78
144	vs. Rams, 10/10/77

Fewest, game

0†	at Clev, 10/9/38
	vs. Min, 10/23/72
	at Det, 11/28/91
	at StL Rams, 9/24/95
	vs. Phil, 12/24/95
5	Last: at GB, 12/11/94

* NFL Record

† Tied NFL Record

AIR MILES

Planning to follow the Bears on the road? The following is a list of the round-trip air miles between Chicago's O'Hare Airport and the rest of the NFL cities:

Arizona Cardinals (Phoenix)	2,280
Atlanta Falcons	1,212
Baltimore Ravens	1,242
Buffalo Bills	946
Carolina Panthers (Charlotte)	1,198
Cincinnati Bengals	528
Cleveland Browns	632
Dallas Cowboys	1,608
Denver Broncos	1,802
Detroit Lions (Pontiac)	470
Green Bay Packers	322
Indianapolis Colts	354
Jacksonville Jaguars	1,730
Kansas City Chiefs	806
Miami Dolphins (Ft. Lauderdale)	2,364
Minnesota Vikings (Minneapolis)	668
Tennessee Oilers	818
New England Patriots (Boston)	1,734
New Orleans Saints	1,674

New York Giants (Newark)	1,438
New York Jets (Newark)	1,438
Oakland Raiders	3,670
Philadelphia Eagles	1,356
Pittsburgh Steelers	824
San Diego Chargers	3,446
San Francisco 49ers	3,692
Seattle Seahawks	3,442
St. Louis Rams	516
Tampa Bay Buccaneers	2,024
Washington Redskins	1,224

This year's total	12,140
1997 total.....	13,016
1996 total.....	11,862
1995 total.....	8,682

Totals include pre-season; last year's total does not include the pre-season game in Dublin, Ireland. Dublin is 8,466 round-trip air miles from O'Hare.



Team Records—Defense

- TURNOVERS -

TAKEAWAYS

Most, season

58	1947 (12 games)
54	1985 (16 games)
51	1963 (14 games)

Fewest, season

19	1982 (9 games)
22	1994 (16 games)
25	1987 (15 games)

Most, game

12†	at Det, 11/22/42 (7 int, 5 fum)
9	vs. StL Cards, 11/19/67 (7 int, 2 fum)
8	at Rams, 10/13/63 (6 int, 2 fum)
	vs. Phil, 10/27/63 (4 int, 4 fum)
	at GB, 9/24/67 (5 int, 3 fum)
	vs. TB, 9/2/84 (6 int, 2 fum)

- SCORING -

POINTS ALLOWED

Most, season

421	1997 (16 games)
379	1964 (14 games)
	1975 (14 games)
377	1989 (16 games)

Fewest, season

21	1920 (13 games)
35	1923 (12 games)
44*	1932 (14 games)
	1922 (12 games)
187	1986 (16 games)

Most, game

55	at Det, 11/27/97
53	at Chi. Cards, 11/27/55
52	at Balt, 9/27/64
	at SF, 9/19/65
	at SF, 12/23/91

Most, first half

34	at Balt, 10/4/58 (27, 7)
31	at Mia, 12/2/85 (10, 21)
	at TB, 12/22/96 (7, 24)

Most, second half

38	at Det, 11/27/97 (17, 21)
35	at GB, 9/30/62 (21, 14)
32	vs. Min, 9/18/94 (18, 14)

Most, first quarter

27	at Balt, 10/4/58
20	at TB, 10/25/87

Most, second quarter

31	at Mia, 12/2/85
24	at SF, 9/19/65
	at TB, 12/22/96

Most, third quarter

24	at Dal, 12/27/92
21	Last: at Sea, 9/23/84

Most, fourth quarter

28	at LA Rams, 10/26/52
	vs. GB, 11/6/55
	at SF, 12/23/91
21	Last: at Det, 11/27/97

TOUCHDOWNS ALLOWED

Most, season

50	1997 (16 games)
48	1975 (14 games)
47	1964 (14 games)
43	1989 (16 games)
	1992 (16 games)

Fewest, season

6†	1932 (14 games)
18	1963 (14 games)
20	1982 (9 games)
	1986 (16 games)

Most, game

7	Last: at Det, 11/27/97
6	Last: at TB, 10/8/89

EXTRA POINTS ALLOWED

Most, season

47	1975 (14 games) 47 of 48
46	1964 (14 games) 46 of 47
45	1997 (16 games) 45 of 45

Fewest, season

4	1932 (14 games)
18	1963 (14 games) 18 of 18
	1982 (9 games) 18 of 20
19	1986 (16 games) 19 of 20

Most, game

7	at GB, 9/30/62
	at Balt, 9/27/64
	at SF, 9/19/65
	at SF, 12/23/91
	at Det, 11/27/97
6	Last: at TB, 10/8/89

OPP'S EXTRA POINTS MISSED

Most, season

6	1955 (12 games)
4	1970 (14 games) 27 of 31
	1974 (14 games) 29 of 33
	1978 (16 games) 28 of 32
3	Last: 1990 (16 games) 28 of 31

Most, game

3	vs. Clev, 11/24/40
2	Last: at TB, 10/22/79



Team Records—Defense

FIELD GOALS ALLOWED

Most, season

30	1994 (16 games)
26	1989 (16 games)
	1993 (16 games)
25	1973 (14 games)

Fewest, season

0†	1932 (14 games)
	1942 (11 games)
10	1967 (14 games)
12	1982 (9 games)
12	1979 (16 games)

Most, game

5	vs. Wash, 11/14/71
	vs. Min, 9/23/73
	vs. KC, 12/29/90

FIELD GOAL ATTEMPTS ALLOWED

Most, season

41	1971 (14 games)
	1994 (16 games)
39	1973 (14 games)
36	1989 (16 games)

Fewest, season

2	1942 (11 games)
17	1963 (14 games)
	1982 (9 games)
	1985 (16 games)

Most, game

7	vs. Dal, 11/24/68
6	vs. Wash, 11/14/71
	vs. Min, 9/23/73
5	Last: vs. KC, 12/29/90

OPP. FIELD GOALS MISSED

Most, season

18	1968 (14 games)	11 of 31
15	1971 (14 games)	24 of 39
14	1967 (14 games)	10 of 24
13	1980 (16 games)	14 of 27
	1987 (16 games)	18 of 31

Fewest, season

3	1978 (16 games)	16 of 19
---	-----------------	----------

Most, game

5	vs. Dal, 11/24/68 (2 of 7)
4	vs. Atl, 9/26/76 (1 of 5)
	at NO, 10/7/73 (0 for 4)
3	Last: vs. GB, 11/29/87 (1 of 4)

OPPONENTS' SAFETIES

Most, season

2	Last: 1988 (16 games)
---	-----------------------

Most, game

1	Last: at Min, 10/28/96
---	------------------------

— FIRST DOWNS —

TOTAL ALLOWED

Most, season

332	1989 (16 games)
316	1995 (16 games)
290	1981 (16 games)
	1993 (16 games)

Fewest, season

98	1942 (11 games)
166	1982 (9 games)
219	1984 (16 games)

Most, game

35	at Wash, 11/26/89
31	at Clev, 11/3/80
30	at LA Rams, 10/24/54
	at SF, 12/23/91

Fewest, game

3	at Clev, 10/9/38
	at Det, 11/23/41
5	at GB, 10/17/91
6	Last: vs Sea, 9/9/90

RUSHING ALLOWED

Most, season

138	1973 (14 games)
128	1978 (16 games)
124	1977 (14 games)

Fewest, season

35*	1942 (11 games)
53	1982 (9 games)
67	1986 (16 games)

Most, game

19	at Min, 10/17/65
	vs. Den, 12/12/76
17	vs. Rams, 12/2/73
15	vs. Min, 9/15/94

Fewest, game

0†	at Clev, 10/10/37
	at Chi. Cards, 12/6/42
	at Det, 10/28/45
	at TB, 10/6/85
	vs. Buf, 10/2/88
	vs. Det, 11/20/94

* NFL Record

† Tied NFL Record



Team Records—Defense

PASSING ALLOWED

Most, season

212	1995 (16 games)
191	1989 (16 games)
183	1996 (16 games)

Fewest, season

33*	1943 (10 games)
90	1973 (14 games)
96	1963 (14 games)
122	1984 (16 games)

Most, game

22	at Min, 9/19/85
21	at LA Rams, 12/26/82
	at Wash, 11/26/89
20	at SF, 12/23/91
	at GB, 12/5/93

Fewest, game

0†	Last: vs. Atl, 11/24/85
----	-------------------------

BY PENALTY

Most, season

36	1968 (14 games)
30	1988 (16 games)
28	1964 (14 games)
	1997 (16 games)

Fewest, season

10	1953 (12 games)
11	1977 (14 games)
	1982 (9 games)
12	1994 (16 games)

Most, game

7	at Phil, 11/26/44
5	vs. Wash, 9/15/68
4	Last: vs. NYG, 9/21/92

— NET YARDS —

YARDS ALLOWED (Rushing & passing)

Most, season

5,729	1989 (16 games)
5,442	1995 (16 games)
5,394	1981 (16 games)

Fewest, season

1,703	1942 (11 games)
2,846	1982 (9 games)
3,176	1963 (14 games)
3,869	1984 (16 games)

Most, game

583	at LA Rams, 12/26/82
557	at LA Rams, 10/24/54
550	at Clev, 11/25/61

Fewest, game

33	vs. Phil, 10/25/42
54	at Pit, 10/2/39
86	vs. Pit, 11/9/69
88	vs. Rams, 11/10/63
92	vs. TB, 11/26/78

— RUSHING —

ATTEMPTS ALLOWED

Most, season

564	1978 (16 games)
563	1973 (14 games)
547	1975 (14 games)

Fewest, season

260	1982 (9 games)
294	1942 (11 games)
358	1964 (14 games)
359	1985 (16 games)

Most, game

59	vs. Den, 12/12/76
55	at Dal, 10/24/76
54	at NE, 10/30/88

Fewest, game

10	vs. Mia, 9/4/88
	vs. Buf, 10/2/88
	vs. Atl, 9/27/92
11	vs. GB, 11/27/88
12	vs. Det, 11/22/87

YARDS ALLOWED

Most, season

2,509	1973 (14 games)
2,174	1978 (16 games)
2,157	1977 (14 games)

Fewest, season

519*	1942 (11 games)
897	1982 (9 games)
1,319	1985 (16 games)

STATE OF THE BEARS

As was the case last year, more Bears on the current (training camp) roster hail from **California** than any other state. Fourteen Bears are from California. The Bears have seven players each from **Georgia** and **Texas**, and four each call **Florida**, **Ohio**, **New Jersey**, and **New York** home. Three Bears are from **Illinois**, and the midwest is further represented with three **Michiganians**, two **Wisconsin** natives, one **Indiana** "hoosier," and one **Iowan**.



Team Records—Defense

Most, game

393	at Det, 11/26/36
356	vs. Den, 12/12/76
304	at Min, 10/17/65

Fewest, game

-36	vs. Phil, 11/19/39
-17	at Chi. Cards, 12/6/42
0	vs. Buf, 10/2/88
11	at Min, 10/28/96

AVERAGE ALLOWED

Highest, season

5.28	1955 (12 games)
4.45	1994 (16 games)
4.44	1973 (14 games)

Lowest, season

1.77	1942 (11 games)
3.17	1970 (14 games)
3.32	1974 (14 games)
3.41	1988 (16 games)

Highest, game

9.11	at NYJ, 9/25/94
8.03	at Clev, 11/25/51
7.66	at Det, 11/27/97

Lowest, game

-0.89	at Chi. Cards, 12/6/42
0.00	vs. Buf, 10/2/88
0.80	at Min, 10/28/96

TOUCHDOWNS ALLOWED

Most, season

25	1975 (14 games)
21	1989 (16 games)
20	1964 (14 games)

Fewest, season

3	1932 (14 games)
	1942 (11 games)
4	1982 (9 games)
	1986 (16 games)
5	1987 (15 games)
	1988 (16 games)

Most, game

6	at Chi. Cards, 11/28/29
5	at GB, 9/30/62
	vs. GB, 11/4/62
4	Last: at Det, 11/27/97

OPPONENTS' FUMBLES

Most, season

44	1952 (12 games)
38	1990 (16 games)
37	1972 (14 games)
	1976 (14 games)
	1983 (16 games)
	1987 (15 games)

Fewest, season

13	1960 (12 games)
17	1988 (16 games)
20	1968 (14 games)
	1982 (9 games)

Most, game

7	at LA Rams, 11/15/64
	at LA Rams, 9/16/66
	vs. GB, 12/18/83
	at GB, 9/16/90
5	Last: at NO, 10/13/96

OPPONENTS' FUMBLES LOST

Most, season

26	1952 (12 games)
24	1962 (14 games)
	1965 (14 games)
23	1976 (14 games)
	1971 (14 games)
22	1966 (14 games)
	1981 (16 games)

Fewest, season

6	1943 (10 games)
	1945 (10 games)
7	1982 (9 games)
9	1988 (16 games)

Most, game

5	at Den, 9/30/73
	at KC, 11/8/81
4	Last: at Det, 12/22/85

— PASSING —

ATTEMPTS ALLOWED

Most, season

595	1995 (16 games)
554	1989 (16 games)
545	1988 (16 games)

Fewest, season

187	1933 (13 games)
294	1982 (9 games)
296	1969 (14 games)
435	1984 (16 games)



Team Records—Defense

Most, game

62	vs. Phil, 10/2/89
57	at Det, 10/9/88
55	at Min, 9/19/85

Fewest, game

3	vs. NYG, 11/17/35
	at Det, 11/28/35
9	vs. Atl, 9/17/72
10	vs. GB, 11/12/72

COMPLETIONS ALLOWED

Most, season

374	1995 (16 games)
314	1996 (16 games)
307	1989 (16 games)

Fewest, season

59	1935 (12 games)
150	1969 (14 games)
164	1982 (9 games)
197	1984 (16 games)

Most, game

36	vs. GB, 12/5/93
34	vs. Pit, 11/5/95
33	vs. Min, 9/7/97
32	vs. Phil, 10/2/89

Fewest, game

0†	vs. Chi. Cards, 10/15/33
	at Bos, 11/5/33
	at GB, 9/25/49
3	at GB, 11/4/73
	vs. GB, 12/16/73
	vs. Atl, 11/24/85

OPPONENTS' COMPLETION PCT.

Highest, season

62.9	1995 (16 games)
60.7	1993 (16 games)
59.9	1996 (16 games)

Lowest, season

30.4	1935 (12 games)
42.6	1967 (14 games)
44.4	1981 (16 games)

Highest, game (10+ attempts)

86.7	at Balt, 9/27/64
85.0	at Atl, 10/14/73
80.8	at Min, 10/4/92

Lowest, game (10+)

0.0	at GB, 9/25/49
17.6	at Det, 11/5/67
	vs. Atl, 11/24/85
20.0	at GB, 11/4/73

NET YARDS ALLOWED

Most, season

4,240	1995 (16 games)
3,832	1989 (16 games)
3,290	1992 (16 games)

Fewest, season

691	1933 (13 games)
1,674	1973 (14 games)
1,765	1963 (14 games)
2,492	1984 (16 games)

Most, game

506	at LA Rams, 12/26/82
411	at Min, 9/19/85
390	at Wash, 11/26/89

Fewest, game

-22	vs. Atl, 11/24/85
-12	at GB, 11/4/73
-7	vs. TB, 11/26/78

SACKS (since 1972)

Most, season

72	1984 (16 games)
70	1987 (15 games)
64	1985 (16 games)

Fewest, season

23	1972 (14 games)
24	1974 (14 games)
28	1994 (16 games)

Most, game

12	at Det, 12/16/84
11	at Phil, 10/4/87
	vs. Min, 10/28/84
9	Last: at LA Raid, 12/27/87

YARDS LOST

Most, season

583	1984 (16 games)
503	1986 (16 games)
484	1987 (15 games)

Fewest, season

154	1953 (12 games)
163	1972 (14 games)
173	1974 (14 games)
175	1994 (16 games)

Most, game

114	vs. Min, 12/17/61
107	vs. Det, 11/20/60
101	vs. Min, 10/28/84



Team Records—Defense

TD PASSES ALLOWED

Most, season

27	1961 (14 games)
	1964 (14 games)
	1995 (16 games)
25	1968 (14 games)
	1997 (16 games)

Fewest, season

2	1934 (13 games)
3	1932 (14 games)
	1936 (12 games)
7	1977 (14 games)
10	1982 (9 games)

Most, game

5	vs. SF, 11/19/72
	at Pit, 9/28/80
	at Min, 11/28/82
	at GB, 11/12/95
4	Last: vs. GB, 10/6/96

— INTERCEPTIONS —

INTERCEPTIONS

Most, season

37	1935 (12 games)
36	1963 (14 games)
34	1985 (16 games)

Fewest, season

10	1960 (12 games)
	1964 (14 games)
12	1994 (16 games)
13	1975 (14 games)
	1982 (9 games)
	1997 (16 games)

Most, game

7	at GB, 9/22/40
	at Det, 11/22/42
	at Chi. Cards, 12/5/54
	vs. St. L., 11/19/67
6	at Rams, 10/13/63
	vs. TB, 9/2/84

YARDS RETURNED

Most, season

585	1941 (11 games)
537	1963 (14 games)
512	1985 (16 games)

Fewest, season

60	1997 (16 games)
69	1987 (15 games)
99	1982 (9 games)

Most, game

149	vs. LA Rams, 10/11/64
120	vs. GB, 12/5/93

TOUCHDOWNS

Most, season

4	1939 (11 games)
	1950 (12 games)
	1963 (14 games)
	1985 (16 games)
3	Last: 1981 (16 games)

Most, game

2	Last: vs. GB, 12/5/93
---	-----------------------

— PUNTING —

PUNTS ALLOWED

Most, season

100	1984 (16 games)
	1986 (16 games)
99	1983 (16 games)
98	1981 (16 games)

Fewest, season

42	1945 (10 games)
49	1982 (9 games)
62	1964 (14 games)
	1972 (14 games)
	1995 (16 games)

Most, game

16	vs. Chi. Cards, 11/30/33
15	vs. NY Giants, 11/17/35
11	at Clev, 10/15/72
	vs. NE, 9/16/85
10	Last: at Dal, 11/17/85

Fewest, game

0†	at Det, 12/2/56
	at GB, 9/24/67
	at Mia, 9/23/79
	vs. GB, 12/17/89

GROSS AVERAGE ALLOWED

Highest, season

46.6	1964 (14 games)
43.5	1997 (16 games)
43.3	1963 (14 games)

Lowest, season

35.4	1978 (16 games)
36.3	1976 (14 games)
37.1	1995 (16 games)



Team Records—Defense

Highest, game (4+ punts)

61.8	vs. Det, 11/24/46
55.3	at Dal, 9/28/97
54.5	at SF, 11/19/61

Lowest, game (4+)

23.6	vs. Atl, 11/19/78
25.5	at Pit, 11/30/58
26.0	vs. Den, 12/12/76

— PUNT RETURNS —

RETURNS ALLOWED

Most, season

66	1981 (16 games)
58	1974 (14 games)
54	1979 (14 games)

Fewest, season

20	1941 (11 games)
22	1965 (14 games)
	1993 (16 games)
24	1972 (14 games)
	1986 (14 games)

Most, game

9	at Chi. Cards, 11/29/59
8	vs. Wash, 10/11/81
	at Atl, 10/13/74
7	Last: at TB, 12/2/79

YARDS ALLOWED

Most, season

727	1997 (16 games)
633	1974 (14 games)
594	1981 (16 games)

Fewest, season

106	1969 (14 games)
110	1972 (14 games)
115	1993 (16 games)

Most, game

147	vs. GB, 11/8/59
117	at Atl, 10/13/74
116	at TB, 12/21/97

AVERAGE RETURN ALLOWED

Highest, season

17.0	1941 (11 games)
14.0	1997 (16 games)
13.0	1987 (15 games)
12.5	1964 (14 games)
	1996 (16 games)

Lowest, season

3.8	1969 (14 games)
4.1	1967 (14 games)
5.2	1993 (16 games)

TOUCHDOWNS ALLOWED

Most, season

2	1933 (13 games)
	1941 (11 games)
	1947 (12 games)
	1952 (12 games)
	1954 (12 games)
	1996 (16 games)
	1997 (16 games)

Most, game

1	Last: at TB, 12/21/97
---	-----------------------

FAIR CATCHES FORCED

Most, season

38	1993 (16 games)
26	1972 (14 games)
	1973 (14 games)

Fewest, season

5	1989 (16 games)
6	1990 (16 games)
7	1980 (16 games)
	1982 (9 games)
	1987 (15 games)

Most, game

7	vs. Det, 11/21/76
6	at GB, 12/16/73

— KICKOFF RETURNS —

RETURNS ALLOWED

Most, season

78	1985 (16 games)
73	1990 (16 games)
72	1965 (14 games)
	1995 (16 games)

Fewest, season

30	1982 (9 games)
32	1971 (14 games)
44	1981 (16 games)

Most, game

10	vs. Det, 9/24/89
9	at Bos, 11/21/48
	vs. Balt, 10/21/56
	vs. GB, 12/7/80
	vs. TB, 9/25/93
8	Last: at TB, 10/21/84

Fewest, game

0†	Last: vs. NO, 9/19/82
----	-----------------------



Team Records—Defense

YARDS ALLOWED

Most, season

1,827	1985 (16 games)
1,583	1965 (14 games)
1,570	1995 (16 games)

Fewest, season

435	1940 (11 games)
537	1982 (9 games)
700	1945 (10 games)
	1974 (14 games)
918	1993 (16 games)

Most, game

275	at Det, 9/24/89
254	at LA Rams, 10/13/63
234	vs. GB, 12/7/80

Fewest, game

0†	Last: vs. Min, 9/18/94
----	------------------------

AVERAGE ALLOWED

Highest, season

27.8	1960 (12 games)
25.6	1971 (14 games)
24.7	1973 (14 games)

Lowest, season

16.0	1946 (11 games)
17.3	1993 (16 games)
17.5	1947 (12 games)

TOUCHDOWNS ALLOWED

Most, season

1	Last: 1996
---	------------

Most, game

1	Last: vs. GB, 10/6/96
---	-----------------------

* NFL Record

† Tied NFL Record

OPPONENTS' PENALTIES

Most, season

129	1980 (16 games)
120	1987 (15 games)
119	1981 (16 games)

Fewest, season

34	1942 (11 games)
43	1941 (11 games)
52	1982 (9 games)
66	1969 (14 games)
80	1994 (16 games)

Most, game

21	at Clev, 11/25/51
16	at GB, 11/8/87
15	at Det, 9/22/68
	at TB, 10/21/84

Fewest, game

0†	Last: vs. Den, 12/18/93
1	Last: vs. Rams, 12/18/94

OPPONENTS' YARDS PENALIZED

Most, season

1,109	1980 (16 games)
1,103	1987 (15 games)
947	1981 (16 games)

Fewest, season

110	1937 (11 games)
451	1982 (9 games)
611	1965 (14 games)
645	1994 (16 games)

Most, game

209	at Clev, 11/25/51
147	at Det, 9/22/68
134	at Det, 10/9/88

Fewest, game

0†	Last: vs. Den, 12/18/93
1	Last: vs. Rams, 12/18/94

GETTING TO HALAS HALL AT CONWAY PARK

FROM THE LOOP – Take 90/94 (Kennedy Expressway) west to 94 north (Edens Expressway). Continue on 94 (the "spur"), which becomes the Tri-state Tollway. Exit at Town Line Road (IL Route 60) and turn right (east). Take a left at the first light, which is Field Drive (be careful: there is a Field Court further east, though not at a stoplight). Drive about 1.2 miles north along Field Drive. Turn right onto Football Drive (the last road on your right) and proceed to the entry gate.

FROM O'HARE AIRPORT – Take 294 (the Tri-state Tollway) north. Exit at Town Line Road (IL Route 60), turn right (east), and proceed as directed with underlined text, above.

FROM THE OLD HALAS HALL – Take Washington Road north to Deerpath Road. Make a left (west) on Deerpath and follow through downtown Lake Forest to Waukegan Road (IL 43). Make a left (south) on Waukegan, then a right on Town Line Road (IL 60), and a right onto Field Drive. Follow for 1.2 miles to Football Drive and proceed to the entry gate.



Career Coaching Records

	Years	Overall W-L-T (Pct.)	Regular W-L-T	Post-season W-L
1 George Halas	1920-29;33-42; 46-55; 58-67	324-151-31 (.682)	318-148-31	6-3
2 Mike Ditka	1982-92	112-68-0 (.622)	106-62-0	6-6
3 Dave Wannstedt	1993-97	37-45-0 (.451)	36-44-0	1-1
4 Neill Armstrong	1978-81	30-35-0 (.462)	30-34-0	0-1
5 Ralph Jones	1930-32	24-10-7 (.706)	24-10-7	None
6 Heartley (Hunk) Anderson/ Luke Johnsos (co-coaches)	1942-45	24-12-2 (.657)	23-11-2	1-1
7 Jack Pardee	1975-77	20-23-0 (.465)	20-22-0	0-1
8 Jim Dooley	1968-71	20-36-0 (.357)	20-36-0	None
9 John "Paddy" Driscoll	1956-57	14-10-1 (.583)	14-9-1	0-1
10 Abe Gibron	1972-74	11-30-1 (.268)	11-30-1	None
TOTALS	1920-96	616-420-42 (.595)	602-406-42	14-14

Career Scoring

	Years	Ru	Rec	Ret	PAT	FG	Pts
1 Kevin Butler (k)	1985-95	0	0	0	387/397	243/333	1,116
2 Walter Payton (hb)	1975-87	110	15	0	0	0	750
3 Bob Thomas (k)	1975-84	0	0	0	245/268	128/205	629
4 George Blanda (k-qb)	1949-58	5	0	0	247/250	88/201	541
5 Mac Percival (k)	1967-73	0	0	0	159/162	99/182	456
6 Neal Anderson (rb)	1986-93	51	20	0	0	0	426
7 Roger Leclerc (k)	1960-66	0	0	0	152/158	75/146	377
8 Jack Manders (fb-lb-hb-db-k)	1933-40	11	6	2	133/*	40/*	367
9 Rick Casares (fb)	1955-64	49	10	0	0	0	354
10 Gale Sayers (rb)	1965-71	39	9	8	0	0	336
11 Ken Kavanaugh (e)	1940-41; 45-50	0	50	2	1/1	0	313
12 Johnny Lujack (qb-k)	1948-51	21	0	0	130/136	4/9	268
13 Harlon Hill (e)	1954-61	0	40	0	0	0	240
14 George McAfee (hb-db)	1940-41; 45-50	22	11	6	0	0	234
15 Ray (Scooter) McLean (hb-db)	1940-47	6	21	3	45/54	0/1	225
16 Willie Galimore (rb)	1957-63	26	10	1	0	0	222
Johnny Morris (rb-wr)	1958-67	5	31	1	0	0	222
18 Mike Ditka (te)	1961-66	0	34	2	0	0	216
19 Hugh Gallarneau (hb)	1941-42; 45-47	26	7	2	0	0	210
Dick Gordon (wr)	1965-71	0	35	0	0	0	210

* figures not available

Career Interceptions

	Years	Int	Yards	Avg	TD
1 Gary Fencik (s)	1976-87	38	483	12.7	1
2 Richie Petitbon (s)	1959-68	37	643	17.4	3
3 Donnell Woolford (cb)	1989-96	32	212	6.6	1
4 Bennie McRae (cb)	1962-70	27	485	18.0	4
5 Dave Whitsell (cb)	1961-66	26	397	15.3	2
6 George McAfee (db)	1940-41; 45-50	25	350	14.0	1
7 JC Caroline (db)	1956-65	24	405	16.9	2
Doug Buffone (lb)	1966-79	24	211	8.8	0
9 Roosevelt Taylor (s)	1961-69	23	414	18.0	3
10 Dick Butkus (lb)	1965-73	22	166	7.5	0
Allan Ellis (cb)	1973-77; 79-80	22	185	8.4	1



Career Rushing

	Years	Att	Yards	Avg	TD
1. Walter Payton	1975-87	3,838	16,726	4.4	110
2. Neal Anderson	1986-93	1,515	6,166	4.1	51
3. Rick Casares (fb)	1955-64	1,386	5,675	4.1	49
4. Gale Sayers	1965-71	991	4,956	5.0	39
5. Roland Harper	1975-78; 80-82	757	3,044	4.0	15
6. Willie Galimore	1957-63	670	2,985	4.5	26
7. Matt Suhey (fb)	1980-89	829	2,946	3.6	20
8. Ronnie Bull (hb/fb)	1962-70	787	2,871	3.7	9
9. Bronko Nagurski (fb)	1930-37; 43	633	2,778	4.4	18
10. Bobby Douglass (qb)	1969-75	373	2,470	6.6	20
11. Ray Nolting	1936-43	508	2,285	4.5	16
12. Raymont Harris	1994-97	592	2,245	3.8	15
13. George Gulyanics	1947-52	609	2,081	4.1	19
14. Brad Muster (fb)	1988-92	455	2,014	4.4	20
15. Gary Famiglietti	1938-45	505	1,927	3.8	20
16. Beattie Feathers	1934-37	320	1,846	5.8	14
17. Bill Osmanski (fb)	1939-43; 46-47	368	1,753	4.8	20
18. George McAfee	1940-41; 45-50	341	1,685	4.9	22
19. Rashaan Salaam	1995-97	470	1,682	3.6	13
20. Jack Manders (fb/hb)	1933-40	451	1,586	3.4	11
21. Hugh Gallarneau	1941-42; 45-47	343	1,421	4.1	26

Career Passing

(400+ Attempts)											
	Years	Att	Cmp	Cmp%	Yards	Y/Att	TD	TD%	Int	Int%	Rate
1. Jim McMahon	1982-88	1,513	874	57.8	11,203	7.37	67	4.4	56	3.7	80.4
2. Erik Kramer	1994-97	1,307	762	58.3	8,759	6.70	54	4.1	38	2.9	80.2
3. Sid Luckman	1939-50	1,744	904	51.8	14,686	8.42	137	7.9	132	7.6	75.0
4. Jim Harbaugh	1987-93	1,759	1,023	58.1	11,567	6.58	50	2.8	56	3.2	74.2
5. Bill Wade	1961-66	1,407	767	54.5	9,958	7.08	68	4.8	66	4.7	73.4
6. Rudy Bukich	1958-59; 62-68	878	474	54.0	6,254	7.12	46	5.2	45	5.1	72.8
7. Johnny Lujack	1948-51	808	404	50.0	6,295	7.79	41	5.1	54	6.7	65.3
8. Mike Tomczak	1985-90	915	454	49.6	6,247	6.83	33	3.6	47	5.1	62.5
Ed Brown	1954-61	1,246	607	48.7	9,698	7.78	63	5.1	88	7.1	62.5
10. Bernie Masterson	1934-40	409	156	38.1	3,366	8.23	34	8.3	38	9.3	57.2
11. Mike Phipps	1977-81	482	253	52.5	2,806	5.82	15	3.1	27	5.6	57.1
12. Jack Concannon	1967-71	951	486	51.1	5,222	5.49	31	3.3	52	5.5	55.6
13. Bob Avellini	1975-84	1,057	530	50.1	6,823	6.46	33	3.1	66	6.2	55.3
14. Vince Evans	1977-83	808	388	48.0	5,064	6.27	26	3.2	46	5.7	55.1
15. George Blanda	1949-58	988	445	45.0	5,936	6.01	48	4.9	70	7.1	51.4

Career Sacks

	Years	Sacks
1. Richard Dent	1983-93; 95	124.5
2. Steve McMichael	1981-93	92.5
3. Dan Hampton	1979-90	82.0
4. Jim Osborne	1972-84	81.5
5. Mike Hartenstine	1975-86	55.5

Career FGS

	Years	FG	FGA	Pct.
1. Kevin Butler	1985-95	243	333	72.9
2. Bob Thomas	1975-84	128	205	62.4
3. Mac Percival	1967-73	99	182	54.4
4. George Blanda	1949-58	88	201	43.8
5. Roger Leclerc	1960-66	75	146	51.4



Career Receiving

— YARDS —

	Years	Yards	Catches	Avg	TD
1. Johnny Morris (wr)	1958-67	5,059	356	14.2	31
2. Harlon Hill (wr)	1954-61	4,616	226	20.4	40
3. Walter Payton (rb)	1975-87	4,538	492	9.2	15
4. Mike Ditka (te)	1961-66	4,503	316	14.3	34
5. Willie Gault (wr)	1983-87	3,650	184	19.8	27
6. Ken Kavanaugh (e)	1940-41; 45-50	3,626	162	22.4	50
7. Dick Gordon (wr)	1965-71	3,550	238	14.9	35
8. Curtis Conway (wr)	1993-97	3,339	231	14.5	24
9. James Scott (wr)	1976-80; 82	3,202	177	18.1	20
10. Jim Dooley (wr)	1952-54; 56-57; 59-62	3,172	211	15.0	16
11. Jim Keane (e)	1946-51	3,031	206	14.7	23
12. Wendell Davis (wr)	1988-93	3,000	207	14.5	14
13. Bill McColl (e)	1952-59	2,815	201	14.0	25
14. Neal Anderson (rb)	1986-93	2,763	302	9.1	20
15. Dennis McKinnon (wr)	1983-85; 87-89	2,753	182	15.1	21
16. Emery Moorehead (te)	1981-88	2,730	200	13.7	14
17. Jeff Graham (wr)	1994-95	2,245	150	14.9	8
18. Ray (Scooter) McLean (rb)	1940-47	2,232	103	21.7	21
19. Tom Waddle (wr)	1989-94	2,109	173	12.2	9
	Matt Suhey (rb)	1980-89	2,109	8.1	5
21. Dennis Gentry (wr)	1982-92	2,076	171	12.1	7
22. Brian Baschnagel (wr)	1976-84	2,024	134	15.1	9
23. Ron Morris (wr)	1987-92	1,991	121	16.5	9
24. George Farmer (wr)	1970-75	1,909	113	16.9	10
25. Gene Schroeder (e)	1951-52; 54-57	1,870	104	18.0	13
	John Hoffman (e)	1949-56	1,870	13.8	9

— CATCHES —

	Years	Catches	Yards	Avg	TD
1. Walter Payton (rb)	1975-87	492	4,538	9.2	15
2. Johnny Morris (wr)	1958-67	356	5,059	14.2	31
3. Mike Ditka (te)	1961-66	316	4,503	14.3	34
4. Neal Anderson (rb)	1986-93	302	2,763	9.1	20
5. Matt Suhey (fb)	1980-89	259	2,109	8.1	5
6. Dick Gordon (wr)	1965-71	238	3,550	14.9	35
7. Curtis Conway (wr)	1993-97	231	3,339	14.5	24
8. Harlon Hill (e)	1954-61	226	4,616	20.4	40
9. Jim Dooley (wr)	1952-54; 56-57; 59-62	211	3,172	15.0	16
10. Wendell Davis (wr)	1988-93	207	3,000	14.5	14
11. Jim Keane (e)	1946-51	206	3,031	14.7	23
12. Bill McColl (e)	1952-59	201	2,815	14.0	25
13. Emery Moorehead (te)	1981-88	200	2,730	13.7	14
14. Willie Gault (wr)	1983-87	184	3,650	19.8	27
15. Dennis McKinnon (wr)	1983-85; 87-89	182	2,753	15.1	21
	Rick Casares (fb)	1955-64	1,538	8.5	10
17. James Scott (wr)	1976-80; 82	177	3,202	18.1	20
18. Tom Waddle (wr)	1989-94	173	2,109	12.2	9
19. Dennis Gentry (wr)	1982-92	171	2,076	12.1	7
20. Brad Muster (fb)	1988-92	169	1,623	9.6	7
21. Ronnie Bull (hb-fb)	1962-70	163	1,404	8.6	4
22. Ken Kavanaugh (e)	1940-41; 45-50	162	3,626	22.4	50
23. Jeff Graham (wr)	1994-95	150	2,245	14.9	8
24. John Hoffman (e)	1949-56	136	1,870	13.8	9
25. Brian Baschnagel (wr)	1976-84	134	2,024	15.1	9



Career Kickoff Returns

(25+ Returns)					
	Years	Returns	Yards	Avg	TD
1. Dennis Gentry	1982-92	192	4,353	22.7	3
2. Gale Sayers	1965-71	91	2,781	30.6	6
3. Cecil Turner	1968-73	108	2,616	24.2	4
4. Ron Smith	1965; 70-72	85	2,263	26.6	1
5. Brian Baschnagel	1976-84	89	2,104	23.6	0
6. Nate Lewis	1994-95	77	1,778	23.1	0
7. Charlie Bivins	1960-66	62	1,531	24.7	0
8. Dick Gordon	1965-71	58	1,362	23.5	0
9. Johnny Morris	1958-67	54	1,267	23.5	0
10. Willie Galimore	1957-63	43	1,100	25.6	1
11. Tyrone Hughes	1997	43	1,008	23.4	0
12. Ron Drzewiecki	1955; 57	38	906	23.8	0
13. Willie Gault	1983-87	37	885	23.9	1
14. Lenny Walterscheid	1977-82	34	833	24.5	0
15. Curtis Conway	1993-97	31	678	21.9	0

Career Punt Returns

(25+ Returns)					
	Years	Returns	Yards	Avg	TD
1. George McAfee	1940-41; 45-50	112	1,431	12.8	2
2. Dennis McKinnon	1983-85; 87-89	127	1,171	9.2	3
3. Jeff Fisher	1981-84	123	1,137	9.2	1
4. Johnny Morris	1958-67	104	893	8.6	1
5. Steve Schubert	1975-79	103	866	8.4	3
6. Virgil Livers	1975-79	86	738	8.6	0
7. Johnny Bailey	1990-91	72	680	9.4	1
8. JR Boone	1948-51	56	635	11.3	0
9. Ray (Scooter) McLean	1940-47	42	622	14.8	3
10. Lew Barnes	1986	59	482	8.5	0
11. Lenny Walterscheid	1977-82	57	424	7.4	0
12. Gale Sayers	1965-71	28	391	14.0	2
13. Jeff Graham	1994-95	38	323	8.5	1
14. Jon Arnett	1964-66	45	298	6.6	0
15. Tyrone Hughes	1997	36	258	7.2	0
16. Terry Obee	1993	35	289	8.3	0

Career Punting

(75+ Punts)				
	Years	Punts	Yards	Gross Avg
1. George Gulyanics	1947-52	113	5,032	44.5
2. Todd Sauerbrun	1995-97	228	9,630	42.2
3. Bobby Joe Green	1962-73	833	35,057	42.1
4. Fred (Curley) Morrison	1950-53	243	10,170	41.9
5. Bryan Wagner	1987-88	115	4,743	41.2
6. Maury Buford	1985-86; 89-91	354	14,491	40.9
7. Ed Brown	1954-61	343	13,912	40.6
8. Dave Finzer	1984	83	3,328	40.1
9. Edmund (Zeke) Bratkowski	1954; 57-60; 72	76	3,023	39.77
10. Chris Gardocki	1991-94	235	9,344	39.76



Bears Historical Highlights

- 1920s -

- 9/17/20**—George Halas, representing the Decatur Staleys, meets with representatives of 12 other clubs at Ralph Hay's Hupmobile showroom in Canton, Ohio, forming the American Professional Football Association—which later became the NFL. Membership is set at \$100.
- 1920**—The Staleys shutout 10 of their 13 foes, lose only to the Chicago Cardinals (7-6 at Normal Park) and post a 10-1-2 record. Each player is paid \$1,900 for the season.
- 1921**—Decatur Staleys become Chicago Staleys, play in Wrigley Field, and win the APFA title with 9-1-1 record. A. E. Staley gives Halas the club with \$5,000 to keep the Staleys name for the year. Halas makes Dutch Sternaman his partner.
- 1/28/22**—Franchise renamed Chicago Bears.
- 11/27/22**—First Chicago player deal: Bears buy tackle Ed Healey's contract from the Rock Island Independents for \$100—twice the going rate for a franchise that season.
- 11/22/25**—Harold "Red" Grange signs with Bears and pro football leaves its cradle. His agent C.C. (Cash & Carry) Pyle negotiates a \$100,000 deal with the Bears.
- 11/26/25**—Halas takes the Bears and Grange on a coast-to-coast tour that sees the club play 16 games from Nov. 26 through Jan. 31 interrupted only by a two-week rest. The Bears post a 11-4-1 record on the trip.
- 11/26/25**—Grange's first game—36,000 see Bears and Cardinals go 0-0 in Wrigley Field with Grange held to 36 yards.
- 1/16/26**—Grange gets two TDs as the Bears impress 75,000 in the LA Coliseum beating the LA Tigers 17-7.
- 3/1/26**—Bears open offices at 111 W. Washington.

- 1930s -

- 1930**—After a 4-8-2 1929 season, George Halas replaces himself as head coach with Ralph Jones. Jones posts a 24-10-7 record during his three seasons.
- 12/15/30**—Bears and Cardinals play football's first indoor game on an 80-yard field in Chicago Stadium. The exhibition aids unemployment; Bears win 9-7 before 10,000 fans.
- 11/15/31**—New Yorkers (including Gov. Alfred E. Smith and Mayor Jimmy Walker) in field boxes at \$100 a seat watch Bears top Giants at Polo Grounds 12-6.

- 12/18/32**—Bronko Nagurski hits Red Grange with a two-yard TD pass and the Bears top the Portsmouth Spartans 9-0 for the NFL championship. The game was played before 11,198 indoors at Chicago Stadium on an 80-yard field.
- 1932**—Franchise loses \$18,000 prompting Dutch Sternaman to unload his half of the Bears to George Halas.
- 1933**—George Halas returns as head coach and takes club out of town for training camp for the first time. University of Notre Dame is the host.
- 11/5/33**—Boston Redskins beat Bears, 10-0, ending Chicago's 16-game unbeaten string.
- 12/17/33**—Bears use rookie Jack Manders' accurate kicking for 11 points and defeat the Giants 23-21 in the NFL's first championship game.
- 1934**—Halas University, the Bears alumni association begins. Annually, Bear veterans return during season for Homecoming Weekend.
- 1934**—Bears hold training camp at Lane Tech High in Chicago.
- 8/31/34**—A classic is born as 79,432 watch the NFL champion Bears held to a scoreless tie by the first College All-Star team in a game sponsored by *Chicago Tribune* Charities at Soldier Field.
- 12/2/34**—Rookie Beattie Feathers becomes first pro to rush for 1,000 yards in a season (1,004), leading the NFL.
- 12/9/34**—Undefeated Bears slip before Giants in NFL title tilt at Polo Grounds 30-13 before 35,059. With Chicago leading 10-3 at the half, NY dons basketball sneakers and scores 27 points.
- 1935**—Training camp is conducted at St. John's Military Academy in Delafield, Wisconsin.
- 1936**—Bears make Joe Stydahar, a tackle from West Virginia, their first draft pick ever.
- 12/12/37**—Bears win Western Division title but lose NFL Championship 28-21 to Redskins at Wrigley Field. Sammy Baugh hits 18 of 33 for 335 yards and three TDs. Jack Manders scores 15 of the Bears points. A Chicago player's share is \$127.78.

- 1940s -

- 12/8/40**—Ten Bears tally TDs as Chicago rips Washington 73-0 for the NFL title before 36,034 in D.C. The rout signals the beginning of pro football's modern era with the formal unveiling of the T-formation. Each player receives \$873.



Bears Historical Highlights

1941—*Bear Down Chicago Bears*, the Bears new fight song, is published.

12/14/41—Bears and Packers agree their playoff game should be played to a "sudden death" finish in event of tie. NFL adopts plan 1/24/42.

1942—George Halas departs in October for the US Navy. The Bears win their final six games, finish the season 11-0, and advance to the title game but lose to Washington, 14-6.

1943—Hunk Anderson and Luke Johnsos co-coach the wartime Bears for the next three seasons, compiling a 15-11-2 record.

11/14/43—Sid Luckman becomes the first pro to pass for 400+ yards in a game, scorching the Giants for 433 yards and seven TDs.

12/26/43—The Bears blast Washington 41-21 in Wrigley Field for the NFL title before 34,320 fans. Sid Luckman throws five TD passes (2 each to Harry Clark and Dante Magnani). Bronko Nagurski scores his last Bear TD, a 3-yard run.

12/15/46—With George Halas around for the full season, the Bears whip the Giants 24-14 before a record NFL title crowd of 58,346 in the Polo Grounds. After opening with a 21-yard TD pass to Ken Kavanaugh, Sid Luckman gets the winning score on a 19-yard bootleg.

1948—Bears make the first trade for a draft choice, then select QB Bobby Layne.

12/11/49—Johnny Lujack sets NFL passing record with 468 yards against the Cardinals.

- 1950s -

12/17/50—Bears and Rams tie for Western Division title with 9-3 marks but Rams trip Bears in LA 24-14 to break the tie.

1956—Halas retires for a third time. Paddy Driscoll gets the position.

12/30/56—Giants, with their sneakers again, trounce Chicago 47-7 before 56,836 in Yankee Stadium for NFL title.

11/2/58—Bears and Rams establish NFL attendance record drawing 90,833 paid (100,470 actual) in the LA Coliseum. Rams win 41-35.

- 1960s -

10/22/61—Bears destroy the scorching 49er shotgun formation 31-0 with Bill George playing middle guard and the defensive line stunting.

12/29/63—Bears intercept five YA Tittle passes and capture NFL title from Giants 14-10 in Wrigley Field before 45,801 and closed circuit TV. QB Bill Wade gets both TDs on two- and one-yard runs. Each Bear earns \$5,899.

1964—Flanker Johnny Morris catches NFL record 93 passes.

1965—Bears set standard for draft by selecting LB Dick Butkus and RB Gale Sayers in first round.

1965—Rookie Sayers bursts into pro football with a NFL record 22 TDs.

12/12/65—Gale Sayers scores six TDs against 49ers.

1966—Gale Sayers sets NFL combined yards record with 2,440.

5/27/68—The all-time winningest coach in football history, George Halas, retires from coaching after 40 seasons with 324 wins, 151 defeats, 31 ties.

- 1970s -

3/19/70—George Halas elected president of the National Football Conference as NFL-AFL merge.

6/16/70—Bear running back Brian Piccolo dies of cancer. Club establishes Piccolo Fund, raising almost \$2 million for cancer research.

12/13/70—Bears say goodbye to Wrigley Field by trouncing Green Bay 35-17. They will make Soldier Field their home in 1971.

9/19/71—The Bears open at Soldier Field by defeating the Pittsburgh Steelers, 17-15.

9/12/74—Jim Finks joins Bears as Vice President and General Manager after serving as Vikings' GM and NFL Management Council Advisor.

12/17/74—After three seasons and a record of 11-30-1, Abe Gibron departs as head coach.

12/31/74—Former NFL star linebacker Jack Pardee is named Bear head coach—the first non-Bear to hold the job.

7/12/75—Bears open training camp at Lake Forest College after 31 seasons in Rensselaer, Indiana.

11/20/77—En route to leading the NFL in rushing with a Bear record 1,852 yards, Walter Payton dashes through Vikings in Soldier Field for a NFL record 275 yards.



Bears Historical Highlights

- 12/18/77**—A 28-yard FG by Bob Thomas with :09 left in overtime gives Bears a 12-9 win over the Giants, a 9-5 record, a six-game win streak, and their first playoff spot in 14 years.
- 12/26/77**—Bears finish season with 37-7 playoff loss at Dallas, but set 28 team records and play before a home record 401,513 fans in seven Soldier Field dates.
- 1/19/78**—With a three-year record of 20-22, Jack Pardee resigns to seek Redskin coaching job.
- 2/16/78**—Neill Armstrong, Minnesota Vikings defensive coordinator, becomes head coach.
- 9/3/79**—Bears occupy \$1.6 million new headquarters named Halas Hall on Lake Forest College campus.
- 12/16/79**—Massive heart attack claims George (Mugs) Halas at 54. Bears route St. Louis 42-6 and Dallas tips Washington 35-34. The combination sends 10-6 Bears to the playoffs.
- 12/23/79**—After leading 17-10, Bears drop the Wild Card game at Philadelphia, 27-17.

— 1980s —

- 10/6/80**—Payton gains 133 rushing and 14 receiving to raise lifetime combined yardage to 9,492—breaking Sayers' club record. Bears beat Tampa 23-0 at Soldier Field.
- 11/27/80**—Bears' David Williams takes overtime kickoff 95 yards for TD in fastest OT in NFL history (21 seconds).
- 12/7/80**—Bears whip Packers 61-7 at Soldier Field, equaling club record for points and setting records for first downs (33) and completion percentage (83.3%, 20 of 24). Vince Evans throws for 316—most by a Bear in 10 years.
- 1/4/82**—After four seasons and a 30-35 record, Neill Armstrong departs as head coach.
- 1/20/82**—Mike Ditka, assistant offensive coach of the Dallas Cowboys, becomes head coach.
- 8/24/83**—Jim Finks resigns as General Manager after nine seasons. George Halas names Jerry Vainisi as the club's General Manager.
- 10/31/83**—Bears' founder and owner, George Halas, dies at the age of 88.
- 11/11/83**—Michael B. McCaskey becomes the third president in franchise history.
- 2/19/84**—Rudy Custer, business manager for 38 years, announces his retirement.
- 10/7/84**—Walter Payton breaks Jim Brown's rushing record with a third quarter six-yard run against New Orleans. He finishes the day with 32 carries for 154 yards.
- 11/25/84**—Bears defeat Vikings 34-3 at Minneapolis to clinch first Central division title.
- 12/30/84**—Visiting Bears beat Redskins 23-19 for first playoff win since 1963, advancing to team's first NFC Championship before losing 23-0 to eventual champion 49ers.
- 1985**—Bears win first 12 games of season en route to posting 15-1 regular season mark, tying the most regular season wins by team in NFL history. Chicago claims second straight NFC Central title as club record nine players are selected to Pro Bowl.
- 1/5/86**—Bears host first playoff game since 1963 and shutout New York Giants, 21-0.
- 1/12/86**—Bears blank Los Angeles Rams, 24-0, in NFC Championship game at Soldier Field and advance to Super Bowl XX.
- 1/26/86**—Chicago sets seven Super Bowl records in first appearance including most points (46) and largest margin of victory (36) in 46-10 rout of the New England Patriots. The game was witnessed by record-setting number of viewers via television worldwide. The next day the team was greeted by an estimated 500,000 people in a ticker tape parade in downtown Chicago.
- 1986**—Bears capture third straight NFC Central title with 14-2 mark; defense allows NFL record-low 187 points. Bears lose divisional playoff game to Redskins, 27-13.
- 12/20/87**—Walter Payton plays final regular season game at Soldier Field (rushes for 79 yards and 2 TDs). "Walter Payton Day" is celebrated prior to game as club president Michael McCaskey retires jersey number 34.
- 1987**—Bears win fourth consecutive division title with 11-4 mark in strike interrupted season. Team posts four straight winning seasons, a feat last accomplished by Bears between 1946-51. Redskins come back from 14-0 deficit to beat Bears 21-17 in playoffs.
- 1988**—Bears post 12-4 record (tied for best in NFL) and advance to NFC Championship game before losing to eventual Super Bowl Champion San Francisco. Bears finish five-year period (1984-88) with 62 wins—most by any NFL team ever in such a span.



Bears Historical Highlights

12/3/89—Kevin Butler connects on his 24th straight field goal to set a NFL record for Most Consecutive Field Goals.

12/24/89—Richard Dent sacks Joe Montana and becomes the Bears' all-time sack leader with 82, surpassing Jim Osborne.

— 1990s —

6/6/90—Andy McKenna and Patrick G. Ryan, two Chicago businessmen, purchase approximately 20% (total) of the Bears from the McCaskeys.

1990—Bears regain NFC Central Title with 11-5 mark, and beat the Saints 16-6 in First Round playoff game before falling to eventual Super Bowl Champion NY Giants, 31-3, in Dan Hampton's final game.

12/8/91—Mike Ditka wins his 100th regular season game as the Bears' head coach with a 27-13 victory over the Green Bay Packers at Soldier Field.

1991—Chicago finishes 11-5 and earns a Wild Card berth in the playoffs. The Bears are upset in the First Round by the Dallas Cowboys, 17-13, at Soldier Field.

10/4/92—Kevin Butler becomes the Bears all-time leading scorer with a 50-yard FG. He surpasses Walter Payton's 750 points.

12/13/92—In Mike Singletary's final home game, the Bears upset AFC Central champion Pittsburgh Steelers, 30-6.

1/19/93—Dave Wannstedt is hired as the 11th head coach in club history.

10/3/93—The Bears play their 1,000th game in franchise history, shutting out the Atlanta Falcons in Soldier Field, 6-0.

1993—Bears conclude Wannstedt's rookie season with 7-9 record.

10/31/94—Dick Butkus and Gale Sayers have their jersey numbers (51 and 40) retired at halftime before a Monday night national audience.

12/24/94—Kevin Butler becomes the first Bear to surpass the 1,000 point mark with his first quarter FG vs. New England.

1/1/95—9-7 Bears earn a Wild Card berth and upset the Vikings with a 35-18 playoff win at Minnesota.

5/12/95—Michael McCaskey announces plans for a new \$20 million state-of-the-art Bears' headquarters at the ground-breaking ceremony in Lake Forest.

1995—Bears win final two games to finish 9-7 but are eliminated on final day as Falcons upset 49ers to earn final post-season spot.

3/3/97—Bears move into Halas Hall at Conway Park, the team's state-of-the-art, 38-acre headquarters. All team operations are under one roof in Lake Forest, 4 miles west of the original Halas Hall.

11/23/97—The Bears defeat the Tampa Bay Buccaneers 13-7 for the 600th win in team history. The Bears become the first NFL franchise to reach the 600-win plateau.

BEARS IN THE RANKINGS

OFFENSE

	Overall	Rush	Pass
1981	26 (289.6)	11 (135.7)	27 (153.9)
1982	26 (277.0)	18 (109.8)	23 (167.2)
1983	4 (364.4)	1 (170.4)	2 (193.9)
1984	7 (339.8)	1 (185.9)	26 (153.9)
1985	7 (364.8)	1 (172.6)	20 (192.3)
1986	7 (341.2)	1 (168.8)	20 (172.4)
1987	12 (336.3)	13 (130.3)	12 (206.0)
1988	11 (332.3)	3 (144.9)	20 (187.4)
1989	10 (335.9)	2 (142.9)	19 (193.0)
1990	13 (311.3)	2 (152.3)	28 (159.0)
1991	11 (316.8)	9 (121.8)	13 (195.0)
1992	8 (308.8)	10 (116.9)	14 (191.9)
1993	28 (232.3)	19 (104.8)	28 (127.5)
1994	23 (292.4)	15 (99.3)	21 (193.2)
1995	9 (354.6)	9 (120.6)	12 (233.9)
1996	21 (306.6)	16 (107.5)	19 (199.1)
1997	17 (311.7)	16 (109.1)	16 (202.6)

DEFENSE

	Overall	Rush	Pass
1981	19 (337.1)	20 (134.1)	14 (203.0)
1982	16 (316.8)	5 (100.2)	21 (216.6)
1983	8 (320.8)	11 (125.0)	12 (195.8)
1984	1 (241.4)	1 (86.1)	2 (155.4)
1985	1 (258.4)	1 (82.4)	3 (176.0)
1986	1 (258.1)	2 (91.4)	2 (166.7)
1987	2 (281.0)	1 (94.2)	7 (186.8)
1988	2 (272.5)	1 (82.9)	9 (189.6)
1989	25 (358.1)	15 (118.6)	24 (239.5)
1990	6 (280.8)	7 (98.3)	10 (182.5)
1991	4 (281.7)	10 (98.8)	8 (182.9)
1992	17 (309.5)	21 (121.8)	15 (187.8)
1993	4 (290.8)	17 (114.7)	3 (176.1)
1994	13 (313.1)	13 (120.1)	5 (192.9)
1995	19 (340.1)	5 (90.1)	27 (250.1)
1996	12 (305.3)	11 (101.1)	14 (204.2)
1997	12 (305.5)	19 (116.1)	11 (189.4)



Attendance

(since 1971 when Bears moved to Soldier Field)

Season	Capacity	Sold	Actual (games)	Average	Road (games)
1971	55,049	N/A	385,343 (7)	55,049	396,183 (7)
1972	55,701	N/A	389,907 (7)	55,701	406,556 (7)
1973	55,701	N/A	389,907 (7)	55,701	395,192 (7)
1974	55,753	N/A	389,117 (7)	55,588	372,530 (7)
1975	57,455	387,312	323,868 (7)	46,266	392,929 (7)
1976	57,359	401,123	351,812 (7)	50,258	438,338 (7)
1977	57,359	401,513	336,500 (7)	48,071	409,377 (7)
1978	57,359	458,872	385,976 (8)	48,247	455,542 (8)
1979	57,979	463,832	416,168 (8)	52,021	477,321 (8)
1980	64,154	513,232	464,897 (8)	58,112	486,954 (8)
1981	64,410	515,280	436,563 (8)	54,570	453,575 (8)
1982	65,793	249,354	183,626 (4)	45,107	293,501 (5)
1983	65,793	545,897	418,771 (8)	52,346	409,867 (8)
1984	65,793	516,347	462,159 (8)	57,769	444,496 (8)
1985	65,793	526,344	486,212 (8)	60,776	517,146 (8)
1986	66,030	528,240	495,484 (8)	61,935	478,025 (8)
1987	66,030	528,240	459,192 (8)	57,399	407,783 (7)
1988	66,946	535,568	494,093 (8)	61,761	489,476 (8)
1989	66,946	535,568	489,976 (8)	61,247	506,193 (8)
1990	66,946	535,568	481,018 (8)	60,127	534,440 (8)
1991	66,946	535,568	491,778 (8)	61,472	531,835 (8)
1992	66,950	535,600	478,507 (8)	59,813	529,769 (8)
1993	66,950	535,600	465,832 (8)	58,229	486,675 (8)
1994	66,944	535,552	468,015 (8)	58,502	520,294 (8)
1995	66,944	535,552	476,587 (8)	59,573	510,327 (8)
1996	66,944	535,552	456,348 (8)	57,044	490,590 (8)
1997	66,944	535,552	421,900 (8)	52,738	536,184 (8)

Ten largest crowds to watch the Bears

Soldier Field			Road		
66,900	vs. NY Giants	9/5/93	100,470	at LA Rams	11/2/58
66,625**	vs. Philadelphia	10/2/89	83,501*	at LA Rams	12/17/50
66,475	vs. Minnesota	9/17/89	83,224**	at Cleveland	11/3/80
65,704**	vs. NY Giants	9/14/87	80,638	at Detroit	11/21/76
65,534*	vs. Philadelphia	12/31/88	80,456	at LA Rams	11/3/57
65,506	vs. LA Rams	10/29/89	80,366	at Buffalo	9/29/91
65,420	vs. Minnesota	9/23/90	80,156	at LA Raiders	9/30/90
65,293**	vs. San Francisco	10/24/88	80,024	at Buffalo	10/27/74
65,255**	vs. NY Jets	9/23/91	78,879	at Detroit	11/28/91
65,141*	vs. Washington	1/3/87	78,722**	at Cleveland	10/23/89

Five smallest crowds to watch the Bears

29,157	vs. Green Bay	12/16/73	4,074†	at Philadelphia	10/4/87
32,113†	vs. Minnesota	10/11/87	34,350	at Baltimore	9/25/83
33,557	vs. Green Bay	12/11/77	36,816	at Tampa Bay	11/20/83
34,306	vs. Green Bay	12/10/78	38,642	at Cincinnati	12/10/95
35,052	vs. St. Louis	12/14/75	41,154	at Minnesota	10/21/79

* playoff game; ** Monday Night Football; † strike game.

NOTES:

- Last non-sellout: September 9, 1984 vs. Denver (4,432 unsold).
- Heading into 1998, the Bears have 118 straight sellouts (110 regular season, eight playoffs).
- The Bears vs. All-Stars game on August 22, 1947 drew a crowd of 105,840 at Soldier Field, which was the largest crowd ever to watch any NFL game until August 15, 1994, when the Cowboys-Oilers pre-season game drew 112,376 at Azteca Stadium in Mexico City.
- The 1958 Bears-Rams crowd of 100,470 is the second-largest regular season game, trailing only the November 10, 1957 49ers-Rams game, which drew 102,368 fans.



Historical Bios



GEORGE S. HALAS

Feb. 2, 1895 – Oct. 31, 1983

Leading the Chicago Bears for more than a half-century, George S. Halas, the team's founder and head coach for 40 years, was one of the most enduring personalities in sports history. Halas was active with the Bears starting in 1920 when he founded the team.

Halas was born and raised on Chicago's west side and prepped at Crane Tech High School before attending the University of Illinois. In Champaign, he earned a B.S. degree while lettering in football, basketball, and baseball. After graduation in 1918, Halas joined the Navy for the first of two tours of duty. He was named Player of the Game in the 1919 Rose Bowl, playing end on the Great Lakes team that beat the Marines 17-0. A commander when he left active duty in 1946, Halas retired as a captain in the Naval Reserve. He was also awarded the Distinguished Citizens Award—the highest honor the Navy can bestow on a civilian.

After leaving the Navy, Halas played right field for the New York Yankees, but a hip injury shortened his baseball career. Halas went to work for a Decatur (IL) corn products firm owned by an enthusiastic sports fan, Mr. A.E. Staley, who sponsored a semi-pro baseball team, and later commissioned Halas to organize an independent football team.

PRO CAREER: As a player, Halas set an NFL record (which stood 49 years until 1972) when he took a Jim Thorpe fumble 98 yards for a TD in a 26-0 win over the Oorang Indians at Wrigley Field (11/4/23). He played end for the Bears from 1920-29 and was named to the NFL all-pro squad of the 20s.

PRO COACHING CAREER: Four times Halas interrupted his coaching activities by his own volition. He first turned over the leadership to Ralph Jones from 1930 through 1932. In 1942 when he left for the Navy, Luke Johnsos and "Hunk" Anderson shared head coaching responsibilities until '45. John "Paddy" Driscoll coached in 1956-57. Coincidentally, in '33 and again in '46 when Halas resumed coaching, his Bears won world championships.

During the 1940s, his teams reached the height of their power with four straight Western Conference titles; three world championships; a fantastic four-season record (including pre-season games) of 62-7-1 (.899); scored 2,164 points and allowed just 842. The 1940 team, which defeated the Washington Redskins 73-0 for the World Championship, was voted the greatest professional team of all-time by the National Academy of Sports Editors in 1963.

Resuming coaching in 1958, Halas needed five years to develop another championship, but in 1963 the Bears won their eighth championship. *The Sporting News*, AP, and UPI named him Coach of the Year after the 1963 and 1965 seasons. Halas retired from coaching on May 27, 1968, with a career record of 324-151-31. His win total was best in NFL history until Don Shula broke the mark on 11/14/93. Halas is a charter member of the Pro Football Hall of Fame.

HALAS' BEARS RECORDS

Longest run with opponent's fumble: 98 yards, TD (11/4/23)

NFL COACHING RECORDS

Most consecutive wins (including post-season): 18 (1933-34)

Most consecutive regular season victories: 17 (1933-34)

Most World Champions: 6 (1921, 1933, 1940, 1941, 1946, 1963)

Second-most coaching wins all-time (including post-season): 324 (Don Shula is first with 347)

BEAR COACHING RECORDS

Most regular season wins: 318

Most consecutive regular season victories: 17 (1933-34)

Most consecutive wins (including post-season): 18 (1933-34)

Most World Champions: 6 (1921, 1933, 1940, 1941, 1946, 1963)



Historical Bios

GEORGE S. HALAS, JR.

Sept. 4, 1925 – Dec. 16, 1979



"Mugs" Halas was an integral part of the Chicago Bears before his untimely death in 1979. The son of pro football founder George S. Halas, Mugs spent 30 years in pro football. He joined the Bears' front office in 1950, was named treasurer in 1953, and became president of the club in 1963. In his first season as president, the Bears were NFL champions. Mugs was the second of just three presidents in the franchise's 70-year history. He succeeded his father, George S. Halas, and was followed by current president Michael McCaskey. His numerous contributions on a league-level included membership on the executive committee of the NFL Management Council.

"Mugs" learned football at a young age, serving as a ball boy while growing up. He earned a business degree from Loyola in 1949, before entering pro football on a full-time basis. "Mugs" is remembered for his love and devotion to the game.

WALTER PAYTON

Running Back 1975-87



- Graduated from Jackson State
- Holds 8 NFL Records; NFL's all-time leading rusher
- Holds 28 Bears' Records; jersey #34 is retired
- Voted to 9 Pro Bowls (1976, 78, 79, 80, 81, 84, 85, 86, 87)
- Member of Chicago Bears Board of Directors
- Elected to Hall of Fame, January 30, 1993
- Inducted July 31, 1993

Payton's Pro Stats

Year	Rush	Yds	Avg	Lg	TD	Rec	Yds	Avg	Lg	TD	G-GS
1975 Bears	196	679	3.5	54	7	33	213	6.5	40	0	13-7
1976 Bears	311	1,390	4.5	60	13	15	149	9.9	34	0	14-14
1977 Bears	339	1,852	5.5	73	14	27	269	10.0	75	2	14-14
1978 Bears	333	1,395	4.2	76	11	50	480	9.5	61	0	16-16
1979 Bears	369	1,610	4.4	43	14	31	313	10.1	65	2	16-16
1980 Bears	317	1,460	4.6	69	6	46	367	8.0	54	1	16-16
1981 Bears	339	1,222	3.6	39	6	41	379	9.2	30	2	16-16
1982 Bears	148	596	4.0	26	1	32	311	9.7	40	0	9-9
1983 Bears	314	1,421	4.5	49	6	53	607	11.5	74	2	16-16
1984 Bears	381	1,684	4.4	72	11	45	368	8.2	31	0	16-16
1985 Bears	324	1,551	4.8	40	9	49	483	9.9	65	2	16-16
1986 Bears	321	1,333	4.2	41	8	37	382	10.3	57	3	16-16
1987 Bears	146	533	3.7	17	4	33	217	6.6	16	1	12-12
Career	*3,838	*16,726	4.4	76	110	492	4,538	9.2	75	15	190-184

Also: Career passing: 11-34-331, 8 TDs, and 5 int's.

Career kickoff returns: 17 for 539 yards (31.7 avg.), no TDs.

Career punting: 1 for 39 yards (1975).

Playoffs

Year	Rush	Yds	Avg	LG	TD	Rec	Yds	Avg	LG	TD	G-GS
1977 Bears	19	60	3.1	11	0	3	33	11.0	20	0	1-1
1979 Bears	16	67	4.2	12	2	3	52	17.3	31	0	1-1
1984 Bears	46	196	4.3	20	0	4	23	5.8	12	0	2-2
1985 Bears	67	186	2.8	12	0	8	52	6.5	19	0	3-3
1986 Bears	14	38	2.7	9	0	1	-2	-2.0	-2	0	1-1
1987 Bears	18	85	4.7	16	0	3	20	6.7	9	0	1-1
Career	180	632	3.5	20	2	22	178	8.1	31	0	9-9

Also: 3 kickoff returns for 57 yards in 1977.

* NFL Record



Annual Scoring & Rushing Leaders

- SCORING -

Year	Player	TD	PAT	FG	Pts
1997	Jaeger, Jeff	0	20	21	83
1996	Jaeger, Jeff	0	23	19	80
1995	Butler, Kevin	0	23	45	114
1994	Butler, Kevin	0	24	21	87
1993	Butler, Kevin	0	21	27	102
1992	Butler, Kevin	0	34	19	91
1991	Butler, Kevin	0	32	19	89
1990	Butler, Kevin	0	36	26	114
1989	Anderson, Neal	15	0	0	90
1988	Butler, Kevin	0	37	15	82
1987	Butler, Kevin	0	28	19	85
1986	Butler, Kevin	0	36	28	120
1985*	Butler, Kevin	0	51	31	144
1984	Thomas, Bob	0	35	22	101
1983	Thomas, Bob	0	35	14	77
1982	Moorehead, Emery	5	0	0	30
1981	Roveto, John	0	19	10	49
1980	Thomas, Bob	0	35	13	74
1979	Payton, Walter	16	0	0	96
1978	Thomas, Bob	0	26	17	77
1977	Payton, Walter	16	0	0	96
1976	Payton, Walter	13	0	0	78
1975	Thomas, Bob	0	18	13	57
1974	Roder, Mirro	0	18	13	57
1973	Roder, Mirro	0	11	8	35
1972	Percival, Mac	0	26	12	62
1971	Percival, Mac	0	18	15	63
1970	Percival, Mac	0	28	20	88
1969	Percival, Mac	0	26	8	50
1968	Percival, Mac	0	25	25	100
1967	Sayers, Gale	12	0	0	72
1966	Leclerc, Roger	0	24	18	78
1965*	Sayers, Gale	22	0	0	132
1964	Morris, Johnny	10	0	0	60
1963	Ditka, Mike	8	0	0	48
1962	Leclerc, Roger	0	36	13	75
1961	Ditka, Mike	12	0	0	72
1960	Aveni, John	0	23	7	44
1959	Casares, Rick	12	0	0	72
1958	Galimore, Willie	12	0	0	72
1957	Blanda, George	1	23	14	71
1956	Casares, Rick	14	0	0	84
1955	Blanda, George	2	37	11	82
1954	Hill, Harlon	12	0	0	72
1953	Blanda, George	0	27	7	48
1952	Blanda, George	1	30	6	54
1951	Lujack, Johnny	7	10	0	52
1950	Lujack, Johnny	11	34	3	109
1949	Lujack, Johnny	2	42	1	57
1948	Lujack, Johnny	1	44	0	50
1947	Kavanaugh, Ken	13	0	0	78
1946	Gallarneau, Hugh	8	0	0	48
1945	Kavanaugh, Ken	6	0	0	36
1944	McLean, Ray	7	0	0	42
1943	Clark, Harry	10	0	0	60
1942	McLean, Ray	9	0	0	54
1941	McAfee, George	12	0	0	72
1940	McLean, Ray	4	1	0	25
1939	Manders, Jack	4	17	3	50
1938	Manders, Jack	3	10	3	37
1937*	Manders, Jack	5	15	8	69
1936	Manders, Jack	4	17	7	62
1935	Karr, William	6	0	0	36
1934*	Manders, Jack	3	31	10	79
1933	Manders, Jack	0	15	6	33

*Led NFL

- RUSHING -

Year	Player	Yards	Att	TD
1997	Harris, Raymont	1,033	275	10
1996	Harris, Raymont	748	194	4
1995	Salaam, Rashaan	1,074	296	10
1994	Tillman, Lewis	899	275	7
1993	Anderson, Neal	646	202	4
1992	Anderson, Neal	582	156	5
1991	Anderson, Neal	747	210	6
1990	Anderson, Neal	1,078	260	10
1989	Anderson, Neal	1,275	274	11
1988	Anderson, Neal	1,106	249	12
1987	Anderson, Neal	586	129	3
1986	Payton, Walter	1,333	321	8
1985	Payton, Walter	1,551	324	9
1984	Payton, Walter	1,684	381	11
1983	Payton, Walter	1,421	314	6
1982	Payton, Walter	596	148	1
1981	Payton, Walter	1,222	339	6
1980	Payton, Walter	1,460	317	6
1979	Payton, Walter	1,610	369	14
1978	Payton, Walter	1,395	333	11
1977*	Payton, Walter	1,852	339	14
1976	Payton, Walter	1,390	311	13
1975	Payton, Walter	679	196	7
1974	Grandberry, Ken	475	144	2
1973	Garrett, Carl	655	175	5
1972	Douglass, Bobby	968	141	8
1971	Shy, Don	420	116	2
1970	Montgomery, Ross	229	62	0
1969*	Sayers, Gale	1,032	236	8
1968	Sayers, Gale	856	138	2
1967	Sayers, Gale	880	186	7
1966*	Sayers, Gale	1,231	229	8
1965	Sayers, Gale	867	166	14
1964	Arnett, Jon	400	119	1
1963	Marconi, Joe	446	118	2
1962	Marconi, Joe	406	89	5
1961	Galimore, Willie	707	153	4
1960	Casares, Rick	566	160	5
1959	Casares, Rick	699	177	10
1958	Casares, Rick	651	176	2
1957	Casares, Rick	700	204	6
1956*	Casares, Rick	1,126	234	12
1955	Casares, Rick	672	125	4
1954	Jagade, Chick	498	157	3
1953	Morrison, Fred	307	95	2
1952	Morrison, Fred	367	95	3
1951	Dottley, John	670	127	3
1950	Gulyanics, George	571	146	2
1949	Gulyanics, George	452	102	5
1948	Gulyanics, George	439	119	4
1947	Osmanski, Joe	328	64	1
1946	Gallarneau, Hugh	476	112	6
1945	Margarita, Bob	497	112	3
1944	Margarita, Bob	463	88	4
1943	Clark, Harry	556	120	3
1942	Famiglietti, Gary	503	118	3
1941	McAfee, George	474	65	5
1940	Nolting, Ray	373	78	1
1939*	Osmanski, Bill	699	121	7
1938	Nolting, Ray	297	63	2
	Francis, Sam	297	85	3
1937	Nolting, Ray	424	106	2
1936	Nagurski, Bronko	529	122	3
1935	Ronzani, Gene	356	79	2
1934*	Feathers, Beattie	1,004	101	8
1933	Nagurski, Bronko	533	128	1

*Led NFL



Annual Passing Leaders

Year	Player	Att	Cmp	Yards	TD	Int	Rating
1997	Kramer, Erik	477	275	3,011	14	14	74.0
1996	Krieg, Dave	377	226	2,278	14	12	76.3
1995	Kramer, Erik	522	315	3,838	29	10	93.5
1994	Walsh, Steve	343	208	2,078	10	8	77.9
1993	Harbaugh, Jim	325	200	2,002	7	11	72.1
1992	Harbaugh, Jim	358	202	2,486	13	12	76.2
1991	Harbaugh, Jim	478	275	3,121	15	16	73.7
1990	Harbaugh, Jim	312	180	2,178	10	6	81.9
1989	Tomczak, Mike	306	156	2,058	16	16	68.2
1988	McMahon, Jim	192	114	1,346	6	7	76.0
1987	McMahon, Jim	210	125	1,639	12	8	87.4
1986	McMahon, Jim	150	77	995	5	8	61.4
1985	McMahon, Jim	313	178	2,392	18	11	82.8
1984	McMahon, Jim	143	85	1,146	8	2	97.8
1983	McMahon, Jim	295	175	2,184	12	13	77.7
1982	McMahon, Jim	210	120	1,501	9	7	80.1
1981	Evans, Vince	436	195	2,354	11	20	51.0
1980	Evans, Vince	278	148	2,039	11	16	66.1
1979	Phipps, Mike	255	134	1,535	9	8	69.7
1978	Avellini, Bob	264	141	1,718	5	16	54.6
1977	Avellini, Bob	293	194	2,004	11	18	61.7
1976	Avellini, Bob	271	118	1,580	8	15	49.7
1975	Huff, Gary	205	114	1,083	3	9	57.1
1974	Huff, Gary	283	142	1,663	6	17	50.4
1973	Douglass, Bobby	174	81	1,057	5	7	59.2
1972	Douglass, Bobby	198	75	1,246	9	12	49.5
1971	Douglass, Bobby	225	91	1,164	7	15	38.7
1970	Concannon, Jack	385	194	2,130	16	18	61.6
1969	Concannon, Jack	160	87	1,783	4	8	31.3
1968	Concannon, Jack	143	71	715	5	9	49.8
1967	Concannon, Jack	186	92	1,260	6	14	51.0
1966	Bukich, Rudy	309	147	1,858	10	21	49.1
1965	Bukich, Rudy	312	176	2,641	20	9	93.6
1964	Bukich, Rudy	160	99	1,099	12	7	89.0
1963	Wade, Bill	356	192	2,301	15	12	73.8
1962	Wade, Bill	412	225	3,172	18	24	70.2
1961	Wade, Bill	250	139	2,258	22	13	93.7
1960	Brown, Ed	149	59	1,079	7	11	50.1
1959	Brown, Ed	247	125	1,881	13	10	77.0
1958	Brown, Ed	218	102	1,418	10	17	51.0
1957	Brown, Ed	185	84	1,321	6	16	44.5
1956	Brown, Ed	168	96	1,667	11	12	83.1
1955	Brown, Ed	164	85	1,307	9	10	71.4
1954	Bratkowski, Zeke	130	67	1,087	8	17	60.9
1953	Blanda, George	362	169	2,164	14	24	51.3
1952	Romanik, Steve	126	49	772	4	11	34.5
1951	Lujack, Johnny	176	85	1,295	3	8	59.9
1950	Lujack, Johnny	254	121	1,731	4	21	40.9
1949	Lujack, Johnny	312	162	2,658	23	22	75.9
1948	Luckman, Sid	163	89	1,047	13	14	65.2
1947	Luckman, Sid	323	176	2,712	24	31	67.6
1946	Luckman, Sid	229	110	1,826	17	16	70.8
1945	Luckman, Sid	217	117	1,725	14	10	82.6
1944	Luckman, Sid	143	71	1,018	11	11	66.8
1943	Luckman, Sid	202	110	2,194	28	12	107.8
1942	Luckman, Sid	105	57	1,023	10	13	80.0
1941	Luckman, Sid	119	68	1,181	9	6	95.5
1940	Luckman, Sid	105	48	941	4	9	60.7
1939	Masterson, Bernie	113	44	914	5	9	49.6
1938	Masterson, Bernie	112	46	848	7	9	55.6
1937	Masterson, Bernie	72	26	615	6	7	55.8
1936	Molesworth, Keith	31	15	188	4	4	67.7
1935	Masterson, Bernie	44	18	456	5	4	79.4
1934	Ronzani, Gene	32	15	150	3	0	91.9
1933	Molesworth, Keith	50	19	433	3	4	56.5

*Led NFL; †Tied for NFL lead.



Annual Receiving Leaders

- RECEPTIONS -

Year	Player	No	Yards	TD
1997	Proehl, Ricky	58	753	7
1996	Conway, Curtis	81	1,049	7
1995	Graham, Jeff	82	1,301	4
1994	Graham, Jeff	68	944	4
1993	Waddle, Tom	44	552	1
1992	Davis, Wendell	54	734	2
1991	Davis, Wendell	61	945	6
1990	Muster, Brad	47	452	0
1989	Anderson, Neal	50	434	4
1988	McKinnon, Dennis	45	704	3
1987	Anderson, Neal	47	467	3
1986	Gault, Willie	42	818	5
1985	Payton, Walter	49	483	2
1984	Payton, Walter	45	368	0
1983	Payton, Walter	53	607	2
1982	Suhey, Matt	36	333	0
1981	Payton, Walter	41	379	2
1980	Payton, Walter	46	367	1
1979	Williams, Dave	42	354	5
1978	Payton, Walter	50	480	0
1977	Scott, James	50	809	3
1976	Harper, Roland	29	291	1
1975	Rather, Bo	39	685	2
1974	Wade, Charlie	39	683	1
1973	Garrett, Carl	23	292	0
1972	Thomas, Earl	20	365	3
1971	Farmer, George	46	737	5
1970*	Gordon, Dick	71	1,026	13
1969	Wallace, Bob	47	553	5
1968	Gordon, Dick	29	477	4
1967	Gordon, Dick	31	534	5
1966	Sayers, Gale	34	447	2
1965	Morris, Johnny	53	846	4
1964*	Morris, Johnny	93	1,200	10
1963	Ditka, Mike	59	794	8
1962	Ditka, Mike	58	904	5
	Morris, Johnny	58	889	5
1961	Ditka, Mike	56	1,076	12
1960	Dewveall, Willard	43	804	5
1959	Dooley, Jim	41	580	3
1958	McColl, Bill	35	517	8
1957	Dooley, Jim	37	530	1
1956	Hill, Harlon	47	1,128	11
1955	Hill, Harlon	42	789	9
1954	Hill, Harlon	45	1,124	12
1953	Dooley, Jim	53	841	4
1952	Schroeder, Gene	39	660	6
1951	Hoffman, John	28	394	2
1950	Keane, Jim	36	433	0
1949	Keane, Jim	47	696	6
1948	Keane, Jim	30	414	3
1947*	Keane, Jim	64	910	10
1946	Kavanaugh, Ken	18	337	5
1945	Wilson, George	28	259	3
1944	Wilson, George	24	265	4
1943	Clark, Harry	23	535	7
1942	McLean, Ray	19	571	8
1941	Plasman, Dick	14	283	0
1940	Kavanaugh, Ken	12	276	3
1939	Plasman, Dick	19	403	3
1938	Karr, Bill	14	253	4
1937	McDonald, Lester	11	179	4
1936	Hewitt, Bill	15	358	6
1935	Johnsos, Luke	19	298	4
1934	Hewitt, Bill	10	151	5
1933	Hewitt, Bill	16	273	2
1932	Johnsos, Luke	24	321	2

- YARDS -

Year	Player	Yards	No	TD
1997	Proehl, Ricky	753	58	7
1996	Conway, Curtis	1,049	81	7
1995	Graham, Jeff	1,301	82	4
1994	Graham, Jeff	944	68	4
1993	Waddle, Tom	552	44	1
1992	Davis, Wendell	734	54	2
1991	Davis, Wendell	945	61	6
1990	Davis, Wendell	572	39	3
1989	Morris, Ron	486	30	1
1988	McKinnon, Dennis	704	45	3
1987	Gault, Willie	705	35	7
1986	Gault, Willie	818	42	5
1985	Gault, Willie	704	33	1
1984	Gault, Willie	587	34	6
1983	Gault, Willie	836	40	8
1982	Moorehead, Emery	363	30	5
1981	Margerum, Ken	584	39	1
1980	Scott, James	696	36	3
1979	Baschnagel, Brian	452	30	2
1978	Scott, James	759	42	5
1977	Scott, James	809	50	3
1976	Scott, James	512	26	6
1975	Rather, Bo	685	39	2
1974	Wade, Charles	683	39	1
1973	Thomas, Earl	343	24	4
1972	Farmer, George	380	14	2
1971	Farmer, George	737	46	5
1970	Gordon, Dick	1,026	71	13
1969	Wallace, Bob	553	47	5
1968	Gordon, Dick	477	29	4
1967	Gordon, Dick	534	31	5
1966	Jones, Jimmie	504	28	5
1965	Morris, Johnny	846	53	4
1964*	Morris, Johnny	1,200	93	10
1963	Ditka, Mike	794	59	8
1962	Ditka, Mike	904	58	5
1961	Ditka, Mike	1,076	56	12
1960	Dewveall, Willard	804	43	5
1959	Dooley, Jim	580	41	3
1958	McColl, Bill	517	35	8
1957	Dooley, Jim	530	37	1
1956	Hill, Harlon	1,128	47	11
1955	Hill, Harlon	789	42	9
1954	Hill, Harlon	1,124	45	12
1953	Dooley, Jim	841	53	4
1952	Schroeder, Gene	660	39	6
1951	Schroeder, Gene	461	24	3
1950	Keane, Jim	433	36	0
1949	Keane, Jim	696	47	6
1948	Keane, Jim	414	30	3
1947	Keane, Jim	910	64	10
1946	McLean, Ray	348	17	2
1945	Kavanaugh, Ken	539	35	6
1944	McLean, Ray	414	19	5
1943	Clark, Harry	535	23	7
1942	McLean, Ray	571	19	8
1941	Kavanaugh, Ken	314	11	6
1940	Kavanaugh, Ken	276	12	3
1939	Plasman, Dick	403	19	3
1938	Karr, Bill	253	14	4
1937	Manske, Eggs	225	9	3
1936	Hewitt, Bill	358	15	6
1935	Johnsos, Luke	298	19	4
1934	Hewitt, Bill	151	10	5
1933	Hewitt, Bill	273	16	2
1932	Johnsos, Luke	321	24	2

*Led NFL



Annual Return Leaders

- PUNTS -

Year	Player	No	Yds	Avg
1997	Hughes, Tyrone	36	258	7.2
1996	Engram, Bobby	31	282	9.1
1995	Graham, Jeff	23	183	8.0
1994	Graham, Jeff	15	140	9.3
1993	Obee, Terry	35	289	8.3
1992	Woolford, Donnell	12	127	10.6
1991	Bailey, Johnny	36	281	7.8
1990	Bailey, Johnny	36	399	11.1
1989	Green, Mark	16	141	8.8
1988	McKinnon, Dennis	34	277	8.1
1987	McKinnon, Dennis	40	405	10.1
1986	Barnes, Lew	57	482	8.5
1985	Taylor, Ken	25	198	7.9
1984	Fisher, Jeff	58	492	8.5
1983	McKinnon, Dennis	34	316	9.3
1982	Fisher, Jeff	9	65	7.2
1981	Fisher, Jeff	43	509	11.8
1980	Walterscheid, Lenny	33	239	7.2
1979	Schubert, Steve	25	238	9.5
1978	Schubert, Steve	27	229	8.5
1977	Schubert, Steve	31	291	9.4
1976	Livers, Virgil	28	205	7.3
1975	Livers, Virgil	42	456	10.9
1974	Hill, Ike	33	183	5.5
1973	Hill, Ike	36	204	5.7
1972	Smith, Ron	26	163	6.3
1971	Smith, Ron	26	194	7.5
1970	Cole, Linzy	14	83	5.9
1969	Lyle, Garry	12	78	6.5
1968	Turner, Cecil	9	19	2.1
1967	Gordon, Dick	12	82	6.8
1966	Arnett, Jon	15	58	3.9
1965	Sayers, Gale	16	238	14.9
1964	Arnett, Jon	19	188	9.9
1963	Morris, Johnny	16	164	10.3
1962	Morris, Johnny	20	208	10.4
1961	Morris, Johnny	23	155	6.7
1960	Morris, Johnny	13	75	5.8
1959*	Morris, Johnny	14	171	12.2
1958	Morris, Johnny	14	96	6.9
1957	Drzewiecki, Ron	22	64	2.9
1956	Jeter, Perry	6	66	11.0
	Smith, Ray	6	66	11.0
1955	Drzewiecki, Ron	20	100	5.0
1954	Stone, Billy	14	40	2.9
1953	Macon, Ed	17	68	4.0
1952	White, Wilford	23	117	5.1
1951	White, Wilford	14	131	9.4
1950	McAfee, George	33	284	8.6
1949	McAfee, George	24	279	11.6
1948*	McAfee, George	30	417	13.9
1947	McAfee, George	18	261	14.5
1946	Gallarneau, Hugh	10	99	9.9
1945	Margarita, Bob	7	66	9.4
1944	Grygo, Al	11	100	9.1
1943	Clark, Harry	10	158	15.8
1942	Gallarneau, Hugh	9	101	11.2
1941	McAfee, George	5	158	31.6

- KICKOFFS -

Year	Player	No	Yds	Avg
1997	Hughes, Tyrone	43	1,008	23.4
1996	Jackson, Jack	27	619	22.9
1995	Lewis, Nate	42	904	21.5
1994	Lewis, Nate	35	874	25.0
1993	Conway, Curtis	21	450	21.4
1992	Lewis, Darren	23	511	22.2
1991	Bailey, Johnny	16	311	19.4
1990	Bailey, Johnny	23	363	15.8
1989	Gentry, Dennis	28	667	23.8
1988	Gentry, Dennis	27	578	21.4
1987	Gentry, Dennis	25	621	24.8
1986*	Gentry, Dennis	20	576	28.8
1985	Gault, Willie	22	577	26.2
1984	Cameron, Jack	26	485	18.7
1983	Gault, Willie	13	276	21.2
1982	Watts, Rickey	14	330	23.6
1981	Williams, Dave	23	486	21.1
1980	Williams, Dave	27	666	24.7
1979	Walterscheid, Lenny	19	427	22.5
1978	Baschnagel, Brian	20	455	22.8
1977	Baschnagel, Brian	23	557	24.2
1976	Baschnagel, Brian	29	754	26.0
1975*	Payton, Walter	14	444	31.7
1974	Grandberry, Ken	22	568	25.8
1973*	Garrett, Carl	16	486	30.4
1972*	Smith, Ron	30	924	30.8
1971	Smith, Ron	26	671	25.8
1970	Turner, Cecil	23	752	32.7
1969	Sayers, Gale	14	339	24.2
1968	Turner, Cecil	20	363	18.2
1967	Sayers, Gale	16	603	37.7
1966*	Sayers, Gale	23	718	31.2
1965	Sayers, Gale	21	660	31.4
1964	Martin, Billy	24	534	22.3
1963	Bull, Ronnie	7	105	15.0
1962	Martin, Billy	25	515	20.6
1961	Bivins, Charles	25	669	26.7
1960	Galimore, Willie	12	292	24.3
1959	Morris, Johnny	17	438	25.8
1958	Morris, Johnny	16	399	24.9
1957	Drzewiecki, Ron	13	315	24.2
1956	Bingham, Don	17	444	26.1
1955	Drzewiecki, Ron	25	591	23.6
1954	Jagade, Chick	11	195	17.7
1953	Macon, Ed	13	373	28.7
1952	Macon, Ed	9	299	33.2
1951	Morrison, Fred	13	353	27.2
1950	Hunsinger, Chuck	23	343	14.9
1949	Dreyer, Fred	13	338	26.0
1948	Minini, Frank	12	370	30.8
1947	Minini, Frank	11	261	23.7
1946	Osmanski, Bill	8	203	25.4
1945	Margarita, Bob	10	155	15.5
1944	Margarita, Bob	12	279	23.3
1943	Clark, Harry	13	326	25.1
1942	Gallarneau, Hugh	6	151	25.2
1941	McAfee, George	7	223	31.9

*Led NFL

WINNING 600

The Bears are the NFL's winningest franchise with a 602-406-42 mark in 78 seasons. Last season, with their win over Tampa Bay (11-23-97), the club become the first NFL team with 600 wins. The franchise in "second place" is Green Bay, with 549 wins, 53 fewer than the Bears. Chicago also has a 14-14 post-season record.



Annual Interception Leaders

Year	Player	No	Yards
1997	Harris, Walt	5	30
1996	Woolford, Donnell	6	37
1995	Woolford, Donnell	4	21
1994	Woolford, Donnell	5	30
1993	Carrier, Mark	4	94
	Jones, Dante	4	52
1992	Woolford, Donnell	7	67
1991	Stinson, Lemuel	4	69
1990*	Carrier, Mark	10	39
1989	Stinson, Lemuel	4	59
1988	Jackson, Vestee	8	94
1987	Duerson, Dave	3	0
1986	Richardson, Mike	7	69
1985	Frazier, Leslie	6	119
1984	Fencik, Gary	5	102
1983	Frazier, Leslie	7	135
1982	Schmidt, Terry	4	39
1981	Fencik, Gary	6	121
1980	Walterscheid, Lenny	4	84
1979	Schmidt, Terry	6	44
	Fencik, Gary	6	31
1978	Fencik, Gary	4	77
1977	Ellis, Allan	6	23
1976	Brupbacher, Ross	7	49
1975	Clemons, Craig	2	109
	Plank, Doug	2	50
	Livers, Virgil	2	40
	Ellis, Allan	2	4
1974	Clemons, Craig	4	84
1973	Lyle, Garry	5	62
1972	Ford, Charlie	7	104
1971	Ford, Charlie	5	46
1970	Buffone, Doug	4	33
1969	Taylor, Joe	3	37
	Daniels, Dick	3	37
	Youngblood, George	3	22
1968	McRae, Bennie	4	41

Year	Player	No	Yards
1967	McRae, Bennie	5	94
	Petitbon, Richie	5	93
	Taylor, Roosevelt	5	19
1966	Petitbon, Richie	4	34
1965	Butkus, Dick	5	84
1964	Caroline, JC	2	84
	Whitsell, Dave	2	57
	Taylor, Roosevelt	2	45
	McRae, Bennie	2	44
	George, Bill	2	28
1963*	Taylor, Roosevelt	9	172
1962	Petitbon, Richie	6	212
1961	Whitsell, Dave	6	123
1960	Caroline, JC	3	31
1959	Barnes, Erich	5	67
1958	Sumner, Charles	6	67
1957	Johnson, Jack	4	36
1956	Caroline, JC	6	182
1955	Sumner, Charles	7	162
1954	Whitman, SJ	5	117
1953	Kindt, Don	6	172
1952	Dooley, Jim	5	30
1951	Schroeder, Gene	5	62
1950	Davis, Harper	5	59
1949	McAfee, George	6	76
1948	Lujack, Johnny	8	131
1947	Mullins, Noah	6	113
1946	Farris, Tom	4	43
1945	Margarita, Bob	6	79
1944	Grygo, Al	4	79
1943	Clark, Harry	5	32
1942*	Turner, Clyde	8	96
1941	McAfee, George	6	78
1940	Clark, Harry	4	62
	Famiglietti, Gary	4	18
	McAfee, George	4	50

*Led NFL

THANKSGIVING DAY GAMES

Overall: 15-13-2 — vs. Detroit: 8-6-0 — vs. Dallas: 0-2-0 — vs. Chi Cards: 7-3-2

11-25-20	Chi. Tigers 6	STALEYS 0
11-24-21*	Buf. All-Americans 7	STALEYS 6
11-30-22	Cardinals 6	BEARS 0
11-29-23*	BEARS 3	Cardinals 0
11-27-24	BEARS 21	Cardinals 0
11-26-25*	Bears - Cardinals (0-0 Tie)	
11-25-26*	Bears - Cardinals (0-0 Tie)	
11-24-27*	Cardinals 3	BEARS 0
11-29-28*	BEARS 34	Cardinals 0
11-28-29	Cardinals 40	BEARS 6
11-27-30*	BEARS 6	Cardinals 0
11-26-31*	BEARS 18	Cardinals 7
11-24-32*	BEARS 34	Cardinals 0
11-30-33*	BEARS 22	Cardinals 6
11-29-34	BEARS 19	Lions 16
11-28-35	Lions 14	BEARS 2

11-26-36	Lions 13	BEARS 7
11-25-37	BEARS 13	Lions 0
11-24-38	Lions 14	BEARS 7
11-24-47	BEARS 34	Lions 14
11-24-49	BEARS 28	Lions 7
11-27-52	Texans 27	BEARS 23
11-26-64	BEARS 27	Lions 24
11-24-77	BEARS 31	Lions 14
11-22-79	Lions 20	BEARS 9
11-27-80	BEARS 23	Lions 17 (OT)
11-26-81	Cowboys 10	BEARS 9
11-29-91	Lions 16	BEARS 6
11-25-93	BEARS 10	Lions 6
11-27-97	Lions 55	BEARS 20

* Indicates home game



Annual Punting Leaders

Year	Player	No	Avg
1997	Sauerbrun, Todd	95	43.5
1996	Sauerbrun, Todd	78	44.8
1995	Sauerbrun, Todd	55	37.8
1994	Gardocki, Chris	76	37.8
1993	Gardocki, Chris	80	38.5
1992	Gardocki, Chris	79	42.9
1991	Buford, Maury	69	40.8
1990	Buford, Maury	76	40.4
1989	Buford, Maury	72	39.5
1988	Wagner, Bryan	79	41.5
1987	Wagner, Bryan	36	40.6
1986	Buford, Maury	69	41.3
1985	Buford, Maury	68	42.2
1984	Finzer, Dave	83	40.1
1983	Parsons, Bob	79	36.9
1982	Parsons, Bob	58	41.3
1981	Parsons, Bob	114	39.7
1980	Parsons, Bob	79	40.6
1979	Parsons, Bob	92	37.9
1978	Parsons, Bob	96	37.0
1977	Parsons, Bob	80	40.4
1976	Parsons, Bob	99	37.6
1975	Parsons, Bob	93	39.0
1974	Parsons, Bob	90	37.8
1973	Green, Bobby Joe	82	40.5
1972	Green, Bobby Joe	67	41.2
1971	Green, Bobby Joe	77	40.1
1970	Green, Bobby Joe	83	40.9
1969	Green, Bobby Joe	76	39.0
1968	Green, Bobby Joe	27	42.3

Year	Player	No	Avg
1967	Green, Bobby Joe	79	42.9
1966	Green, Bobby Joe	80	41.9
1965	Green, Bobby Joe	58	42.7
1964	Green, Bobby Joe	71	44.5
1963	Green, Bobby Joe	64	46.5
1962	Green, Bobby Joe	69	43.7
1961	Brown, Ed	59	42.2
1960	Brown, Ed	56	39.8
1959	Brown, Ed	64	41.2
1958	Brown, Ed	27	42.2
1957	Brown, Ed	34	40.1
1956	Brown, Ed	42	39.1
1955	Brown, Ed	44	40.1
1954	Bratkowski, Zeke	39	41.0
1953	Morrison, Fred	65	42.6
1952	Morrison, Fred	64	42.3
1951	Morrison, Fred	57	39.0
1950*	Morrison, Fred	57	43.3
1949*	Gulyanics, George	29	47.2
1948	Gulyanics, George	55	44.2
1947*	Gulyanics, George	23	44.8
1946	Luckman, Sid	33	37.4
1945	Luckman, Sid	36	37.4
1944	McEnulty, Doug	25	39.8
1943	Luckman, Sid	34	35.9
1942	Luckman, Sid	24	40.6
1941	Luckman, Sid	13	41.1
1940	Luckman, Sid	27	42.5
1939	Luckman, Sid	27	43.3

*Led NFL

Annual Sack Leaders

Year	Player	No	Yards
1997	Flanigan, Jim	6.0	51.0
	Minter, Barry	6.0	35.0
1996	Spellman, Alonzo	8.0	67.0
1995	Flanigan, Jim	11.0	75.0
1994	Armstrong, Trace	7.5	52.0
1993	Dent, Richard	12.5	90.0
1992	McMichael, Steve	10.5	66.5
1991	Dent, Richard	10.5	72.0
1990	Dent, Richard	12.0	101.0
1989	Dent, Richard	9.0	64.0
1988	McMichael, Steve	11.5	95.0
1987	Dent, Richard	12.5	94.0
1986	Dent, Richard	11.5	87.0
1985*	Dent, Richard	17.0	133.5
1984	Dent, Richard	17.5	140.5
1983	Hartenstine, Mike	12.0	91.5

Year	Player	No	Yards
1982	Hampton, Dan	7.0	57.0
1981	Page, Alan	9.0	84.0
	Hampton, Dan	9.0	77.0
1980	Hampton, Dan	11.5	108.5
1979	Osborne, Jim	10.5	79.0
1978	Page, Alan	11.5	94.0
1977	Rydalch, Ron	9.5	81.0
1976	Osborne, Jim	15.0	129.0
1975	Chambers, Wally	14.0	105.0
1974	Chambers, Wally	6.0	53.0
1973	Osborne, Jim	11.5	92.0
1972	Osborne, Jim	6.0	N/A
1971	Holman, Willie	13.5	N/A
1970	Holman, Willie	14.0	N/A

*Led NFL



100-Yard Rushing Games

11/20/77	Payton, vs. Min	W	40-275
10/30/77	Payton, at GB	W	23-205
11/3/68	Sayers, at GB	W	24-205
12/18/66	Sayers, vs. Min	W	17-197
11/3/85	Payton, at GB	W	28-192
11/13/77	Payton, vs. KC	W	33-192
12/16/56	Casares, vs. Det	W	17-190
9/14/80	Payton, vs. NO	W	18-183
12/5/76	Payton, at Sea	W	27-183
9/9/79	Payton, vs. Min	W	23-182
9/16/62	Galimore, at SF	W	22-181
9/9/84	Payton, vs. Den	W	20-179
11/26/81	Payton, at Dal	L	38-179
9/14/86	Payton, vs. Phil	W+	33-176
12/9/84	Payton, vs. GB	L	35-175
11/27/66	Sayers, vs. Atl	W	19-172
12/11/77	Payton, vs. GB	W	32-163
10/29/78	Payton, vs. Det	L	23-162
9/18/83	Payton, at NO	L+	28-161
9/18/77	Payton, vs. Det	W	23-160
12/16/79	Payton, vs. StL	W	33-157
10/16/78	Payton, at Den	L	22-157
9/30/84	Payton, vs. Dal	L	25-155
10/7/79	Payton, at Buf	W	39-155
10/28/34	Feathers, vs. GB	W	15-155
10/7/84	Payton, vs. NO	W	32-154
10/20/57	Galimore, vs. Rams	W	24-153
12/18/83	Payton, vs. GB	W	30-148
9/19/76	Payton, at SF	W	28-148
9/10/89	Anderson, vs. Cin	W	21-146
10/17/76	Payton, at Rams	L	27-145
11/26/78	Harper, vs. TB	W	25-144
10/29/44	Grygo, vs. CRams	W	13-144
10/27/68	Sayers, vs. Min	W	18-143
10/15/67	Sayers, vs. Det	W	22-142
10/7/90	Anderson, vs. GB	W	21-141
10/10/76	Payton, at Min	L	19-141
10/2/39	Maniaci, at Pit	W	12-141
10/2/77	Payton, vs. NO	L	19-140
9/30/34	Feathers, at Reds	W	2-140
11/27/88	Anderson, vs. GB	W	17-139
11/9/86	Payton, at TB	W	20-139
10/7/56	Casares, at GB	W	24-139
11/24/77	Payton, at Det	W	20-137
10/9/55	Hoffman, vs. SF	L	18-135
12/17/95	Salaam, vs. TB	W	27-134
9/16/79	Payton, at Dal	L	22-134
12/21/75	Payton, at NO	W	25-134
10/6/80	Payton, vs. TB	W	28-133
11/17/85	Payton, at Dal	W	22-132
10/13/85	Payton, at SF	W	24-132
11/4/56	Casares, at Rams	W	25-132
10/7/34	Feathers, at Brk	W	14-132
11/13/83	Payton, vs. Phil	W	23-131
12/10/67	Sayers, vs. Min	T	20-131
12/20/80	Payton, at TB	W	29-130
12/7/80	Payton, vs. GB	W	22-130
12/3/44	Margarita, at Pit-Cards	W	9-129
11/12/78	Payton, at Min	L	23-127
12/17/72	Douglass, at Oak	L	14-127
11/20/94	Tillman, vs. Det	W	32-126
10/10/77	Payton, vs. Rams	W	24-126
11/30/69	Sayers, vs. Clev	L	20-126
9/2/79	Payton, vs. GB	W	36-125
11/6/66	Sayers, vs. Det	T	21-124

10/21/56	Casares, vs. Balt	W	22-124
11/26/33	Nagurski, vs. Port	W	18-124
9/4/88	Anderson, vs. Mia	W	24-123
11/27/80	Payton, at Det	W+	18-123
10/1/78	Payton, at Oak	L+	27-123
9/1/97	Harris, at GB	L	13-122
11/24/96	Harris, vs. Det	W	27-122
12/24/95	Salaam, vs. Phil	W	30-122
12/19/88	Anderson, at Min	L	22-122
10/16/77	Payton, at Min	L+	24-122
12/2/85	Payton, at Mia	L	23-121
12/16/62	Marconi, vs. Det	W	13-121
10/5/52	Dottley, at Chi	L	24-121
9/17/50	Gulyanics, vs. Rams	W	26-121
9/28/97	Harris, at Dal	L	29-120
9/8/85	Payton, vs. TB	W	17-120
12/17/67	Sayers, at Atl	W	19-120
12/17/89	Anderson, vs. GB	L	12-119
11/12/50	Hunsinger, vs. Yanks	W	14-119
10/15/39	Osmaniski, vs. Chi	W	15-119
11/3/96	Harris, vs. TB	W	19-118
10/27/85	Payton, vs. Min	W	19-118
12/5/65	Sayers, at Balt	W	16-118
9/20/87	Anderson, vs. TB	W	16-117
11/25/84	Payton, at Min	W	23-117
10/15/72	Douglass, at Clev	W	11-117
11/26/67	Sayers, vs. GB	L	18-117
12/9/56	Casares, vs. Chi	W	25-117
11/18/51	Dottley, vs. GB	W	17-117
11/23/97	Harris, vs. TB	W	33-116
9/24/89	Anderson, at Det	W	16-116
9/23/84	Payton, at Sea	L	24-116
11/2/69	Sayers, at Min	L	20-116
11/24/57	Casares, at Det	W	28-116
11/4/45	Margarita, vs. GB	W	16-116
12/8/96	Salaam, vs. StL	W	19-115
12/9/79	Payton, at GB	W	25-115
11/6/55	Watkins, vs. GB	W	14-115
11/6/55	Casares, vs. GB	W	16-115
10/16/60	Morris, vs. SF	W	7-114
10/21/34	Feathers, vs. Reds	W	7-114
9/7/86	Payton, vs. Clev	W	22-113
11/4/79	Payton, vs. Det	W	22-113
9/17/72	Harrison, vs. Atl	L	20-113
12/12/65	Sayers, vs. SF	W	9-113
11/28/65	Sayers, vs. NYG	W	13-113
11/9/58	Casares, at GB	W	15-113
11/2/58	Casares, at Rams	L	23-113
11/10/96	Harris, at Den	L	23-112
10/21/85	Payton, vs. GB	W	25-112
11/20/83	Suhey, at TB	W	19-112
12/6/81	Payton, vs. Min	W	33-112
12/1/68	Piccolo, at NO	W	21-112
11/9/69	Sayers, vs. Pit	W	28-112
10/14/56	Casares, vs. SF	W	21-112
10/21/51	Dottley, vs. SF	W	16-112
11/18/90	Anderson, at Den	W+	28-111
12/8/85	Payton, vs. Ind	W	26-111
11/4/84	Payton, vs. Raid	W	27-111
10/21/79	Payton, at Min	L	23-111
11/22/59	Casares, at Det	W	21-111
11/12/39	Osmaniski, at Det	W	18-111
9/16/84	Payton, at GB	W	27-110
11/28/76	Payton, at GB	W	27-110
10/19/75	Adamle, at Pit	L	17-110

(continued)



100-Yard Rushing Games

10/22/95	Salaam, vs. Hou	W	29-109
1/2/83	Payton, at TB	L+	26-109
11/5/78	Payton, vs. Sea	L	18-109
11/14/76	Payton, vs. GB	W	18-109
10/26/69	Sayers, vs. Rams	L	15-109
10/5/86	Payton, vs. Min	W	26-108
9/29/68	Sayers, at Min	W	16-108
11/11/56	Hoffman, vs. GB	W	18-108
10/28/56	Jeter, at SF	W	16-108
11/10/85	Payton, vs. Det	W	26-107
10/25/81	Payton, vs. SD	W+	36-107
11/9/80	Payton, vs. Wash	W	17-107
10/27/97	Harris, at Mia	W	25-106
9/8/96	Green, at Wash	L	20-106
11/20/83	Payton, at TB	W	22-106
10/9/66	Sayers, vs. Balt	W	18-106
10/8/95	Salaam, vs. Car	W	28-105
12/10/95	Salaam, at Cin	L	22-105
9/25/88	Anderson, at GB	W	20-105
11/15/81	Payton, at GB	L	22-105
11/26/78	Payton, vs. TB	W	27-105
11/16/75	Payton, at SF	L	23-105
10/6/68	Sayers, at Balt	L	15-105
9/15/68	Sayers, vs. Wash	L	15-105
10/28/51	Dottley, at Det	W	17-105
11/25/45	McAfee, vs. Pit	W	5-105
9/26/93	Anderson, vs. TB	W	28-104

12/26/82	Payton, at Rams	W	20-104
10/3/76	Payton, vs. Wash	W	18-104
11/18/56	Casares, vs. Rams	W	27-104
9/4/83	Payton, vs. Atl	L	20-103
10/23/72	Harrison, vs. Min	W	31-103
11/10/85	Suhey, vs. Det	W	16-102
11/24/85	Payton, vs. Atl	W	20-102
10/9/83	Payton, vs. Min	L	20-102
10/12/80	Payton, at Min	L	23-102
12/7/58	Casares, vs. Chi	W	22-102
10/22/39	Maniaci, at NYG	L	15-102
10/12/97	Harris, vs. GB	L	27-101
11/17/91	Muster, at Ind	W	15-101
9/9/90	Anderson, vs. Sea	W	20-101
12/11/83	Suhey, at Min	W	17-101
10/19/80	Payton, vs. Det	W	27-101
9/3/78	Payton, vs. StL	W	26-101
12/4/77	Payton, at TB	W	33-101
10/21/74	Garrett, vs. GB	W	23-101
11/29/42	Famiglietti, vs. CRams	W	12-101
10/10/34	Feathers, at Pit	W	8-101
10/9/94	Tillman, vs. NO	W	23-100
12/16/90	Anderson, at Det	L	22-100
11/19/89	Anderson, vs. TB	L	15-100
10/14/84	Payton, at StL	L	23-100
11/4/73	Douglass, at GB	W	19-100
11/20/49	Hoffman, at Wash	W	15-100

184 rushers in 180 games*

Nine games have gone into overtime:
two have ended in a tie (before OT
was adopted).

TOTAL: 131-47-2 (.728)*

At home: 83-17-2 (.830)
On the road: 48-30 (.615)

TWO 100-YARD RUSHERS:

11/6/55 vs. GB — Casares, Watkins
11/26/78 vs. TB — Payton, Harper
11/20/83 at TB — Payton, Suhey
11/10/85 vs. Det — Payton, Suhey

BY MONTH:*

September 22-10 (.688)
October 38-18 (.679)
November 44-12-1 (.786)
December 27-6-1 (.818)
January 0-1 (.000)

100-YARD PLAYOFF GAMES:

119 — McAfee, vs. GB, 12/14/41
109 — Osmanski, at Wash, 12/8/40
104 — Payton, at Wash, 12/30/84
102 — Anderson, vs. NO, 1/6/91

ON THE ROAD:*

Detroit 8-0
Green Bay 10-2
Minnesota 3-8
Tampa Bay 4-1
San Francisco 4-1

BY RUSHER:*

Adamle, Mike 1-0
Anderson, Neal 10-4
Casares, Rick 12-1
Dottley, John 3-1
Douglass, Bobby 2-1
Famiglietti, Gary 1-0
Feathers, Beattie 5-0
Galimore, Willie 2-0
Garrett, Carl 1-0
Green, Robert 0-1
Grygo, Al 1-0
Gulyanics, George 1-0
Harper, Roland 1-0
Harris, Raymond 4-4
Harrison, Jim 1-1
Hoffman, John 2-1
Hunsinger, Chuck 1-0
Jeter, Perry 1-0
Maniaci, Joe 1-1
Marconi, Joe 1-0
Margarita, Bob 2-0
McAfee, George 1-0
Morris, Johnny 1-0
Muster, Brad 1-0
Nagurski, Bronko 1-0
Osmanski, Bill 2-0
Payton, Walter 53-24
Piccolo, Brian 1-0
Salaam, Rashaan 5-1
Sayers, Gale 12-6-2
Suhey, Matt 3-0
Tillman, Lewis 2-0
Watkins, Bobby 1-0

BY TEAM:*

Arizona Cardinals 0-0
St. Louis Cardinals 2-1
Chicago Cardinals 3-1
Pittsburgh-Chi.Cards 1-0
Atlanta Falcons 3-2
Brooklyn Dodgers 1-0
Buffalo Bills 1-0
Carolina Panthers 1-0
Cincinnati Bengals 1-1
Cincinnati Reds 2-0
Cleveland Browns 2-1
Dallas Cowboys 1-4
Denver Broncos 2-2
Detroit Lions 17-1-1
Portsmouth Spartans 1-0
Green Bay Packers 24-6
Houston Oilers 1-0
Indianapolis Colts 2-0
Baltimore Colts 3-1
Kansas City Chiefs 1-0
Miami Dolphins 2-1
Minnesota Vikings 11-8-1
New Orleans Saints 5-2
New York Giants 1-1
New York Yankees 1-0
Oakland Raiders 0-2
LA Raiders 1-0
Philadelphia Eagles 3-0
Pittsburgh Steelers 3-1
Pittsburgh Pirates 1-0
St. Louis Rams 1-0
Los Angeles Rams 6-3
Cleveland Rams 2-0
San Diego Chargers 1-0
San Francisco 49ers 8-2
Seattle Seahawks 2-2
Tampa Bay Buccaneers 12-2
Washington Redskins 2-3

*Does not include post-season



100-Yard Receiving Games

10/31/54	Hill, at SF	W	7-214
11/18/62	J. Morris, at Dal	W	10-201
10/21/56	Hill, vs. Balt	W	9-198
11/25/56	Hill, at NYG	T	7-195
10/23/49	Keane, at NYG	L	14-193
11/12/61	Ditka, vs. GB	L	9-190
11/8/64	J. Morris, vs. Balt	L	10-183
11/19/67	Gordon, vs. StL	W	4-178
10/29/50	Kavanaugh, at NYG	L	8-177
10/19/81	M. Anderson, at Det	L	6-176
9/28/86	Gault, at Cin	W	7-174
12/11/49	Hoffman, vs. Chi	W	8-174
12/15/63	J. Morris, at Det	W	8-171
10/25/64	Ditka, at Wash	L	13-168
11/27/97	Proehl, at Det	L	4-164
10/25/53	Dooley, at Rams	L	6-164
11/20/60	Dewveall, vs. Det	W	6-163
12/14/47	Keane, vs. Chi	L	7-161
11/15/70	Gordon, at GB	L	5-158
10/5/86	Ortego, vs. Min	W	6-157
12/7/47	McAfee, vs. Rams	L	9-157
12/9/62	Ditka, vs. Rams	W	6-155
11/27/94	Graham, at Ariz	W+	8-154
10/30/55	Hill, at Rams	W	8-151
12/16/51	Schroeder, vs. Chi	L	4-150
10/15/61	Galimore, vs. Balt	W	7-149
9/12/94	Conway, at Phil	L	7-148
11/27/94	Stone, vs. Det	W	4-148
11/11/79	Watts, vs. Rams	W	6-147
10/25/70	Farmer, vs. Det	L	6-147
12/15/68	Gordon, vs. GB	L	6-147
10/11/64	J. Morris, vs. Rams	W	11-147
10/11/59	Hill, vs. Rams	L	5-147
9/19/85	Gault, at Min	W	6-146
11/24/63	Ditka, at Pit	T	7-146
11/10/46	Kavanaugh, at Rams	W	6-146
11/12/44	McLean, vs. Bos	W	5-146
9/24/95	Graham, at StL Rams	L	6-145
12/5/54	Dooley, at Chi	W	5-144
10/10/54	Hill, vs. Balt	W	3-144
10/12/47	Kavanaugh, vs. Phil	W	2-144
10/10/77	Scott, vs. Rams	W	2-142
12/13/70	Farmer, vs. GB	W	9-142
10/28/56	Hill, at SF	W	7-142
10/29/72	Farmer, at StL	W	5-141
10/13/46	McLean, vs. Rams	T	6-141
10/4/81	Margerum, at Min	L	10-140
10/19/80	Scott, vs. Det	W	3-140
9/26/54	Hill, at Det	L	4-140
10/10/71	Gordon, vs. NO	W	8-139
11/18/45	Kavanaugh, vs. Det	L	6-138
10/22/95	Graham, vs. Hou	W	9-137
12/11/49	Kavanaugh, vs. Chi	W	6-137
10/23/94	Graham, at Det	L	7-136
12/23/91	Davis, at SF	L	6-136
9/20/64	J. Morris, at Min	W	10-135
11/16/87	Gault, at Den	L	5-133
9/19/85	McKinnon, at Min	W	4-133
11/18/62	Ditka, at Dal	W	7-133
10/17/54	Dooley, vs. SF	L	6-133
11/9/97	Proehl, at Min	L	9-132
10/14/62	Ditka, vs. SF	L	8-132
9/25/83	Gault, at Balt	L+	5-130
9/23/61	Ditka, at Rams	W	5-130
12/4/83	Gault, at GB	L	4-129
10/1/50	Keane, at GB	L	8-129
11/2/47	Kavanaugh, at Bos	W	8-129
12/19/71	Farmer, vs. Min	L	7-128
11/25/62	Coia, at Balt	W	6-128

10/16/49	Keane, vs. Phil	W	8-127
9/22/96	Conway, at Det	L	8-126
11/12/95	Conway, at GB	L	6-126
12/7/80	Watts, vs. GB	W	4-126
10/4/42	McLean, at CRams	W	5-126
9/22/63	Ditka, at Min	W	8-124
10/9/60	J. Morris, vs. Rams	W	3-124
12/7/75	Rather, vs. Det	W	4-123
11/14/65	J. Morris, vs. StL	W	5-123
11/19/61	J. Morris, at SF	L	4-123
11/23/58	McColl, at Det	W	6-123
10/14/62	J. Morris, vs. SF	L	4-122
10/19/47	Keane, vs. Det	W	6-122
11/18/56	Hill, vs. Rams	W	5-121
11/11/56	Hill, vs. GB	W	4-121
12/22/96	Conway, at TB	L	9-120
10/8/61	Ditka, at Det	W	5-120
10/29/78	Payton, vs. Det	L	7-119
12/20/70	Gordon, at NO	W	9-119
12/13/53	Dooley, vs. Chi	L	8-119
11/16/97	Proehl, vs. NYJ	L	11-118
11/29/42	Pool, vs. CRams	W	2-118
12/5/54	Hill, at Chi	W	6-117
11/14/54	Hill, vs. Clev	L	3-117
12/13/53	Hensley, vs. Chi	L	4-117
10/23/38	Manske, vs. CRams	L	6-117
11/13/88	Gentry, at Wash	W	5-116
11/9/86	Gault, at TB	W	4-116
9/15/74	Wade, vs. Det	W	2-116
9/25/65	J. Morris, at Rams	L	7-116
10/17/54	Hill, vs. SF	L	4-116
12/7/97	Conway, vs. Buf	W	7-115
9/11/83	Payton, vs. TB	W	6-115
9/26/71	Gordon, at Min	W	10-115
10/9/60	Dewveall, vs. Rams	W	6-115
10/19/52	Schroeder, vs. SF	L	4-115
11/20/49	Kavanaugh, at Wash	W	4-115
12/5/37	McDonald, vs. Chi	W	6-115
10/18/92	Waddle, vs. TB	W	3-114
10/6/85	Moorehead, at TB	W	8-114
10/13/74	Rather, at Atl	L	6-114
10/8/78	Scott, at GB	L	9-113
10/2/77	Rather, vs. NO	L	6-113
12/12/65	Jones, vs. SF	W	3-113
11/13/55	Hill, vs. Rams	W	3-113
10/3/43	Geyer, at Det	W	3-113
9/29/74	Wade, at Min	L	6-112
12/2/62	J. Morris, vs. NYG	L	6-112
12/8/96	Timpson, vs. StL	W	6-111
10/13/96	Conway, at NO	L	7-111
11/5/95	Graham, vs. Pit	L	5-111
10/22/95	Conway, vs. Hou	W	3-111
11/3/57	Hill, at Rams	W	4-111
9/3/95	Conway, vs. Min	W	5-110
10/15/89	Gentry, vs. Hou	L	6-110
10/13/63	Ditka, at Rams	W	9-110
11/7/54	Hoffman, vs. GB	W	9-110
10/24/54	McColl, at Rams	L	8-110
11/19/39	Manske, vs. Phil	W	2-110
12/14/97	Conway, at StL	W	7-109
11/19/95	Graham, vs. Det	L	5-109
10/4/64	J. Morris, at SF	L	7-109
11/28/54	Hill, vs. Rams	W	6-109
11/29/42	McLean, vs. CRams	W	4-109
11/12/95	Graham, at GB	L	7-108
12/6/69	Gordon, at SF	L	10-108
9/3/95	Graham, vs. Min	W	8-107
9/28/81	Payton, vs. Rams	L	4-107
11/24/77	Payton, at Det	W	4-107

(continued)



100-Yard Receiving Games

11/22/70	Gordon, vs. Buf	W	6-107
11/15/64	J. Morris, at Rams	W	9-107
10/20/63	J. Morris, at SF	L	6-107
10/22/61	Ditka, vs. SF	W	4-107
9/25/55	Hill, at Balt.	L	5-107
11/22/92	Davis, vs. GB	L	8-106
10/6/91	R. Morris, vs. Wash.	L	5-106
12/19/88	McKinnon, at Min	L	4-106
11/27/80	Scott, at Det.	W+	6-106
12/5/76	Scott, at Sea	W	3-106
9/27/64	Ditka, at Balt.	L	6-106
9/28/52	Schroeder, at GB	W	7-106
9/22/40	Swisher, at GB	W	2-106
11/11/90	Davis, vs. Atl	W	5-105
10/22/78	Scott, at TB	L	5-105
12/3/67	Gordon, at SF	W	7-105
10/8/61	Farrington, at Det	W	2-105
11/29/59	Dewveall, at Chi	W	3-105
9/21/80	Watts, vs. Min	L	2-104
10/21/79	Baschnagel, at Min	L	4-104
10/3/65	Sayers, at GB	L	5-104
12/4/60	Coia, at GB	L	3-104

11/25/45	Margarita, vs. Pit	W	6-104
9/18/83	Gault, at NO	L+	4-103
12/16/79	Watts, vs. StL	W	6-103
11/9/47	Kavanaugh, vs. GB	W	4-103
12/17/95	Graham, vs. TB	W	5-102
9/23/91	Waddle, vs. NYJ	W+	8-102
11/8/87	N. Anderson, at GB	W	5-102
12/26/82	Payton, at Rams	W	5-102
12/17/61	Ditka, vs. Min	W	8-102
10/27/57	Hill, at SF	L	5-102
9/30/56	Hill, at Balt.	L	4-102
10/26/47	Keane, at Wash	W	9-102
10/6/96	Conway, vs GB	L	9-101
12/11/60	Dooley, at Clev.	L	7-101
10/27/97	Conway, at Mia	W	6-100
11/29/92	Waddle, at Clev	L	4-100
12/6/69	Wallace, at SF	L	10-100
11/26/64	J. Morris, at Det.	W	7-100
10/21/62	Ditka, vs. Balt.	W	4-100
11/24/40	Kavanaugh, vs. CRams	W	3-100

180 receivers in 166 games*

Six games have gone into overtime; three have ended in a tie (before OT was adopted).

TOTAL: 92-71-3 (.564)*

At home: 50-28-1 (.641)

On the road: 42-43-2 (.494)

TWO 100-YARD RECEIVERS:

11/29/42 vs. ClevR	— McLean, Pool
12/11/49 vs. Chi	— Hoffman, Kavanaugh
12/13/53 vs. Chi	— Dooley, Hensley
10/17/54 vs. SF	— Dooley, Hill
12/5/54 at Chi	— Dooley, Hill
10/9/60 vs. Rams	— Dewveall, Morris
10/8/61 at Det	— Ditka, Farrington
10/14/62 vs. SF	— Ditka, Morris
11/18/62 at Dal	— Ditka, Morris
12/6/69 at SF	— Gordon, Wallace
9/19/85 at Min	— Gault, McKinnon
9/3/95 vs. Min	— Conway, Graham
10/22/95 vs. Hou	— Conway, Graham
11/12/95 at GB	— Conway, Graham

BY MONTH:*

September	12-13 (.480)
October	27-29-1 (.482)
November	34-15-2 (.694)
December	19-14 (.576)

100-YARD PLAYOFF GAMES:

129	— Gault, vs. NE, 1/26/86
122	— Magnani, vs. Wash, 12/26/43
108	— McKinnon, vs. Phil., 12/31/88
104	— Waddle, vs. Dal., 12/29/91

BY RECEIVER:*

Anderson, Marcus, WR	0-1
Anderson, Neal, RB	1-0
Baschnagel, Brian, WR	0-1
Coia, Angelo, HB	1-1
Conway, Curtis, WR	5-6
Davis, Wendell, WR	1-2
Dewveall, Willard, E	3-0
Ditka, Mike, TE	9-4-1
Dooley, Jim, E	1-4
Farmer, George, WR	2-2
Farrington, John, E	1-0
Galimore, Willie, HB	1-0
Gault, Willie, WR	3-4
Gentry, Dennis, WR	1-1
Geyer, Bill, HB	1-0
Gordon, Dick, WR	6-3
Graham, Jeff, WR	4-5
Hensley, Dick, E	0-1
Hill, Harlon, E	11-7-1
Hoffman, John, E	2-0
Jones, Jimmy, E	1-0
Kavanaugh, Ken, E	7-2
Keane, Jim, E	3-3
Manske, Edgar "Eggs", E	1-1
Margarita, Bob, HB	1-0
Margerum, Ken, WR	0-1
McAfee, George, HB	0-1
McColl, Bill, E	1-1
McDonald, Lester, E	1-0
McKinnon, Dennis, WR	1-1
McLean, Ray, HB	3-0-1
Moorehead, Emery, TE	1-0
Morris, Johnny, WR	8-7
Morris, Ron, WR	0-1
Ortego, Keith, WR	1-0
Payton, Walter, RB	3-2
Pool, Hampton, E	1-0
Proehl, Ricky	0-3
Rather, Bo, WR	1-2
Sayers, Gale, RB	0-1
Schroeder, Gene, E	1-2
Scott, James, WR	4-2
Stone, Billy, HB	1-0

Swisher, Bob, HB	1-0
Timpson, Michael, WR	1-0
Wade, Charles, WR	1-1
Wallace, Bob, E	1-0
Waddle, Tom, WR	2-1
Watts, Rickey, WR	3-1

BY TEAM:*

Arizona Cardinals	0-0
St. Louis Cardinals	4-0
Chicago Cardinals	4-3
Atlanta Falcons	1-1
Baltimore Colts	5-5
Boston Yankees	2-0
Buffalo Bills	2-0
Cincinnati Bengals	1-0
Cleveland Browns	0-3
Dallas Cowboys	1-0
Denver Broncos	0-1
Detroit Lions	13-9
Green Bay Packers	8-11
Houston Oilers	1-1
Miami Dolphins	1-0
Minnesota Vikings	7-7
New Orleans Saints	2-3
New York Giants	0-3-1
New York Jets	1-1
Philadelphia Eagles	3-0
Pittsburgh Steelers	1-1-1
St. Louis Rams	2-1
Los Angeles Rams	15-6-1
Cleveland Rams	3-1
San Francisco 49ers	5-9
Seattle Seahawks	1-0
Tampa Bay Buccaneers	5-2
Washington Redskins	3-2
ON THE ROAD:*(five games min.)	
at Baltimore	1-4
at Detroit	7-5
at Green Bay	3-7
at Minnesota	4-5
at LA Rams	7-3
at San Francisco	3-6

*Does not include post-season



300-Yard Passing Games

12/11/49	Lujack, vs. Chi.....W	39-24-468
11/18/62	Wade, at Dal.....W	46-28-466
11/14/43	Luckman, at NYG.....W	32-21-433
10/17/54	Blanda, vs. SF.....L	47-21-359
10/14/62	Wade, vs. SF.....L	34-18-356
12/17/61	Wade, vs. Min.....W	34-23-355
11/16/97	Kramer, vs. NYJ.....L	60-32-354
10/22/95	Kramer, vs. Hou.....W	41-24-349
12/12/65	Bukich, vs. SF.....W	32-16-347
10/27/97	Kramer, at Mia.....W	50-32-343
10/19/47	Luckman, vs. Det.....W	26-18-342
9/20/64	Wade, at Min.....W	31-23-341
10/24/54	Blanda, at Rams.....L	46-28-338
12/13/70	Concannon, vs. GB.....W	34-21-338
11/19/67	Concannon, vs. StL.....W	24-11-336
10/16/83	Evans, at Det.....L	45-28-336
10/25/53	Blanda, at Rams.....L	47-23-334
10/9/60	Brown, vs. Rams.....W	21-13-333
10/29/50	Lujack, at NYKans.....L	39-20-331

10/8/61	Wade, at Det.....W	25-13-330
11/25/62	Wade, at Balt.....W	32-23-323
10/11/59	Brown, vs. Rams.....L	29-14-323
11/19/61	Wade, at SF.....L	34-18-323
10/25/64	Wade, at Wash.....L	57-33-321
10/23/49	Lujack, at NYG.....L	52-29-319
11/12/95	Kramer, at GB.....L	38-23-319
10/21/62	Wade, vs. Balt.....W	26-13-318
9/24/95	Kramer, at StLRam.....L	38-27-317
12/7/80	Evans, vs. GB.....W	22-18-316
10/12/47	Luckman, vs. Phil.....W	25-14-314
11/16/87	McMahon, at Den.....L	34-21-311
10/23/94	Kramer, at Det.....L	48-29-309
10/4/81	Evans, at Min.....L	43-26-307
12/13/53	Blanda, vs. Chi.....L	37-20-306
10/18/92	Harbaugh, vs. TB.....W	26-13-304
9/23/91	Harbaugh, vs. NYJ.....W	42-28-303
9/24/89	Tomczak, at Det.....W	25-15-302
12/6/69	Carter, at SF.....L	49-31-301

38 300-yard passing games

Two games have gone into OT.
None occurred in the playoffs.

5 games have been at Soldier Field:

12/7/80 vs. GB (W)
9/23/91 vs. NYJ (W)
10/18/92 vs. TB (W)
10/22/95 vs. Hou (W)
11/16/97 vs. NYJ (L)

TOTAL: 20-18 (.526)

At home: 13-5 (.722)
On the road: 7-13 (.350)

BY DECADE:

1940-49	4-1 (.800)
1950-59	0-6 (.000)
1960-69	9-4 (.692)
1970-79	1-0 (.000)
1980-89	2-3 (.400)
1990s	4-4 (.500)

BY MONTH:

September	3-1 (.750)
October	8-11 (.421)
November	4-4 (.500)
December	5-2 (.714)

BY QUARTERBACK:

Blanda, George	0-4
Brown, Ed	1-1
Bukich, Rudy	1-0
Carter, Virgil	0-1
Concannon, Jack	2-0
Evans, Vince	1-2
Harbaugh, Jim	2-0
Kramer, Erik	2-4
Luckman, Sid	3-0
Lujack, Johnny	1-2
McMahon, Jim	0-1
Tomczak, Mike	1-0
Wade, Bill	6-3

BY TEAM:

Arizona Cardinals	0-0
St. Louis Cardinals	1-0
Chicago Cardinals	1-1
Baltimore Colts	2-0
Dallas Cowboys	1-0
Denver Broncos	0-1
Detroit Lions	3-2
Green Bay Packers	2-1
Houston Oilers	1-0
Miami Dolphins	1-0
Minnesota Vikings	2-1
New York Giants	1-1
New York Jets	1-1
New York Yankees	0-1
Philadelphia Eagles	1-0
San Francisco 49ers	1-4
St. Louis Rams	0-1
Los Angeles Rams	1-3
Tampa Bay Buccaneers	1-0
Washington Redskins	0-1

Highest Quarterback Ratings

	Season	Att	Cmp	Yards	Pct	Y/Att	TD	TD%	Int	Int%	Rate	
1	Sid Luckman	1943	202	110	2,194	54.5	10.86	28	13.9	12	5.9	107.8
2	Jim McMahon	1984	143	85	1,146	59.4	8.01	8	5.6	2	1.4	97.8
3	Sid Luckman	1941	119	68	1,181	57.1	9.92	9	7.6	6	5.0	95.5
4	Bill Wade	1961	250	139	2,258	55.6	9.03	22	8.8	13	5.2	93.7
5	Rudy Bukich	1965	312	176	2,641	56.4	8.46	20	6.4	9	2.9	93.6
6	Erik Kramer	1995	522	315	3,838	60.3	7.35	29	5.6	10	1.9	93.5
7	Rudy Bukich	1964	160	99	1,099	61.9	6.87	12	7.5	7	4.4	89.0
8	Jim McMahon	1987	210	125	1,639	59.5	7.80	12	5.7	8	3.8	87.4
9	Ed Brown	1956	168	96	1,667	57.1	9.92	11	6.5	12	7.1	83.1
10	Jim McMahon	1985	313	178	2,392	58.1	7.64	15	4.8	11	3.5	82.8
11	Sid Luckman	1945	217	117	1,725	53.9	7.95	14	6.5	10	4.6	82.6
12	Jim Harbaugh	1990	312	180	2,178	57.7	6.98	10	3.2	6	1.9	81.9
13	Jim McMahon	1982	210	120	1,501	57.1	7.15	9	4.3	7	3.3	80.1
14	Sid Luckman	1942	105	57	1,023	54.3	9.74	10	9.5	13	12.4	80.0
15	Erik Kramer	1994	158	99	1,129	62.7	7.15	8	5.1	8	5.1	79.9

For QB rating formula, see page 41.



Bears Hall Of Famers

Since the Hall of Fame opened in Canton, Ohio on September 7, 1963, 185 NFL players and coaches have been inducted. On August 2, 1998, Bears LB Mike Singletary will become the 24th Chicago Bear enshrined in the Hall-of-Fame. The 24 honored Monsters of the Midway are the most of any team. (See the inside front cover of the 1998 Chicago Bears Media Guide for more on the Bears' newest inductee).

DOUG ATKINS

Defensive End

#81

Inducted: 1982

BEARS: 12 seasons (1955-66)

NFL: 17 seasons

Three-time all-NFL (1960, 61, 62)...Eight-time Pro Bowler (1958-64; 66)...Named Outstanding Lineman in 1959 Pro Bowl...Cleveland's first-round pick in 1953 who came to Chicago in a 1955 trade with Browns...Joined Saints for final three seasons via 1967 trade...Conference track champion in the high-jump and scholarship basketball player at Tennessee.

GEORGE BLANDA

Quarterback-Kicker

#16, 22

Inducted: 1981

BEARS: 10 seasons (1949-58)

NFL: 26 seasons

NFL all-time leader in seasons (26), games (340), points (2,002), PAT attempts (959), PATs (943), FG attempts (638), and interceptions (277)...Bears career record holder in consecutive games with a score (83), and consecutive extra points (156); fourth in club history with 541 points...Retired in 1959, but returned in 1960 to play seven seasons with Houston (1960-66) and nine with Oakland (1967-75)...Led Oilers to two AFL titles and was 1961 Player of the Year...Set NFL record with 68 pass attempts vs. Buf. (11/1/64)...Voted Male Athlete of the Year by AP in 1970...Finished 340-game career with 2,002 points, 4,007 attempts for 26,920 passing yards and 236 TDs...Retired one month shy of 49th birthday...Played college ball at Kentucky.

DICK BUTKUS

Middle Linebacker

#51

Inducted: 1979

BEARS: 9 seasons (1965-73)

NFL: 9 seasons

Third pick of 1965 draft...Beat out incumbent middle linebacker Bill George...Denied Rookie of the Year honors when edged by teammate and fellow Hall of Fame enshrinee Gale Sayers...Voted to first Pro Bowl after his second year, and returned every season...Seven-time all-NFL...Bears all-time leader with 25 fumble recoveries (third in NFL history) and second with 47 turnovers (fumbles + interceptions)...Born and raised in Chicago; attended college at Illinois.

GEORGE CONNOR

Tackle-Linebacker

#71, 81

Inducted: 1975

BEARS: 8 seasons (1948-55)

NFL: 8 seasons

First of the big, mobile outside linebackers...All-NFL five times — including 1951 and '52 on both offense and defense...Voted to first four Pro Bowls (1951-54)...Dramatic display in 1952 Pro Bowl when, late in the game with opposition deep in territory, he made a tackle-for-loss on first down, solo stop on second down, sacked QB on third down, and batted down fourth down pass in the endzone...Injuries forced retirement after 1955 season...All-America one year at Holy Cross and two seasons at Notre Dame.

MIKE DITKA

Tight End-Coach

#89

Inducted: 1988

BEARS: Player (1961-66), Coach (1982-92) NFL: 33 seasons

First tight end inducted to the Hall...Credited for changing the tight end from a "third tackle" to a receiving position...NFL Rookie of the Year in '61 with 56 receptions (still a Bears rookie record)...Voted to Pro Bowl following five seasons...His 427 career catches were most in NFL history by a tight end until Kellen Winslow broke the mark in 1980...Holds four Bears records including consecutive games with a reception (49)...Assistant coach for Dallas before being named Bears head coach on January 20, 1982...Guided team to 112 wins, six NFC Central titles, three NFC Championship games, and the Bears only Super Bowl victory...Bears first-round pick (fifth overall) in 1961 from Pittsburgh.



Bears Hall Of Famers

JOHN "PADDY" DRISCOLL Running Back

#1, 20

Inducted: 1965

BEARS: 5 seasons (1920; 26-29)

NFL: 10 seasons

The NFL's first "franchise" player...Triple threat athlete who excelled at running, punting, and drop-kicking for field goals...Played with Chicago Cardinals (1920-25)...Scored 27 points in 1923 game vs. Rochester (four TDs, three PATs)...His 50-yard field goal in 1925 was NFL record for several years...Born in Evanston, IL, and attended Northwestern.

DANNY FORTMANN

Guard

#21

Inducted: 1965

BEARS: 8 seasons (1936-43)

NFL: 8 seasons

Ninth-round pick in NFL's first draft (1936)...As a rookie in 1936, at age 20, he was the league's youngest starter...Signal caller for linemen on offense and deadly tackler on defense...All-NFL from 1938-43...The Bears finished first five times, second twice, and third once during his eight years...Pursued medical studies at University of Chicago while playing with Bears...Played at Colgate.

BILL GEORGE

Linebacker

#61, 72

Inducted: 1974

BEARS: 14 seasons (1952-65)

NFL: 15 seasons

Joined Bears in 1952 as "middle guard", but became league's first middle linebacker when he dropped off the line in 1954...All-NFL eight times in nine years...Voted to Pro Bowl eight straight seasons (1955-62)...Defensive signal caller final 10 seasons in Chicago...18 career interceptions...His 14 seasons tie for the most by a Bear player...Finished with Rams (1966)...Attended Wake Forest.

HAROLD "RED" GRANGE

Running Back-Defensive Back

#77

Inducted: 1963

BEARS: 7 seasons (1925; 29-34)

NFL: 9 seasons

Joined Bears on Thanksgiving, 1925—just 10 days following final college game...Attracted crowds of 70,000 at the Polo Grounds and 75,000 in LA Coliseum during 1925 "tour"—16 games in two months to showcase the Galloping Ghost...Left Bears for NY Yankees of AFL in 1926 which joined NFL the following season...Suffered knee injury vs. Bears in 1927, and missed entire '28 season...Rejoined Chicago in 1929, but was "ordinary" ball carrier...Developed into a good defensive back...All-NFL in 1931...Made TD-saving tackle in final seconds of 1933 Championship Game 23-21 win over NY Giants...Played college ball at Illinois.

GEORGE HALAS

End-Coach-Owner

#7

Inducted: 1963

BEARS: 64 seasons (1920-83)

NFL: 64 seasons

(See bio on page 164.)

ED HEALEY

Tackle

#16

Inducted: 1964

BEARS: 6 seasons (1922-27)

NFL: 8 seasons

Acquired by Halas from Rock Island Independents (1920-22) in exchange for gate receipts (\$100) from late-season game in 1922...Ran more than 30 yards in 1924 to tackle his own teammate who was running the wrong way with an interception...Caught running back George Wilson from behind after hurdling several teammates in 1926 game vs. LA All-Stars...Termed "the most versatile tackle of all-time" by Halas...First president of Bear alumni association (1937)...Graduated from Dartmouth.

TURNOVERS TELLIN' THE TALE

During the 1997 NFL season, turnovers continued to be a major story for the Chicago Bears. When they won the turnover battle, the Bears had a 2-1 record. However, the Bears were 1-9 when on the short end of the turnover differential, and were 1-2 when turnovers were tied. Additionally of note: in Coach Wannstedt's five years in Chicago, the Bears are 21-3 when tops in turnovers, and 6-24 when on the downside of the differential.



Bears Hall Of Famers

BILL HEWITT

End

#56

Inducted: 1971

BEARS: 5 seasons (1932-36)

NFL: 9 seasons

Last helmetless player...Four time all-NFL (1933, 34, 36, 37) and first to do so with two teams...Designed play to win 1933 NFL Championship: jump pass from fullback to Hewitt who caught and lateraled to another end...Played for Eagles (1937-39), missed 1940-42 seasons before returning with Philadelphia-Pittsburgh (1943)...Career: 101 catches for 1,606 yards and 25 TDs...Average player in high school and at Michigan.

STAN JONES

Tackle / Guard

#78

Inducted: 1991

BEARS: 12 seasons (1954-65)

NFL: 13 seasons

Selected by Chicago in fifth-round of 1953 draft...Started at tackle; switched to guard in 1954 and became eight-time Pro Bowler (1956-62)...Played offense and defense in 1962 but played solely defense in 1963—when the Bears won the NFL Championship...One of the first pro football players to concentrate on weightlifting...Missed just two games in his first 11 seasons...Traded to Redskins (1966) as a favor from Halas so he could finish his career near his Rockville, Maryland home...College Lineman of the Year for 1953 National Champion Maryland Terrapins.

SID LUCKMAN

Quarterback

#42

Inducted: 1965

BEARS: 12 seasons (1939-50)

NFL: 12 seasons

Obtained as second pick of 1939 draft...Bears all-time leader in yards (14,686), TDs (137), interceptions (132); second in attempts (1,744) and completions (904)...Club season record holder in QB rating (107.8 in 1943), TDs (28 in 1943), and interceptions (31 in 1947)...Led Bears T-formation attack which won four NFL Titles including 73-0 blitzing of Washington in 1940 Championship...Five-time all-NFL and 1943 league MVP...Passed for record-tying seven TDs in 1943 game vs. Giants...Came out of Columbia University.

ROY "LINK" LYMAN

Tackle

#2, 11, 12, 14, 77

Inducted: 1964

BEARS: 7 seasons (1926-34)

NFL: 11 seasons

Pioneered stunting, slanting, and shifting style defense...Began pro career with Canton (1922-23), winning two championships; moved to Cleveland where he again won a championship...Joined Frankford (1925) before finishing with Bears...Left Bears for 1929 season to play semi-pro ball and in 1932 to settle business problems...In his final two seasons Chicago won the NFL Championship (1933) and division (1934)...No high school ball (school had seven boys), but played at Nebraska.

GEORGE McAFEE Running Back - Defensive Back

#5, 33

Inducted: 1966

BEARS: 8 seasons (1940-41; 45-50)

NFL: 8 seasons

Eagles first-round choice in 1940 (second overall)...Immediately traded to Bears for four players...Career average 12.78 yards on 112 punt returns is still NFL record...Returned a kickoff 93 yards for TD in first pro game...Saw little playing time on talent-laden 1940 and 1941 teams; went into the Navy for WWII; returned in 1945...25 career interceptions...All-America at Duke.

GEORGE MUSSO Tackle-Guard-Defensive Tackle

#16

Inducted: 1982

BEARS: 12 seasons (1933-44)

NFL: 12 seasons

Signed by Halas for just \$90/game plus \$5 in expenses...Elected team captain in fourth season and kept the title remainder of career...First player to win all-NFL at two positions: tackle in 1935 and guard in 1937...College ball at Millikin.

MVP-EUROPE

Bears first-year wide receiver **Marcus Robinson** was named the Offensive MVP of the NFL Europe League for the 1998 season. Robinson, who led the Rhein Fire to an 8-2 record and a 34-10 World Bowl Title in Frankfurt, caught 41 passes for 925 yards (a 22.6 yards-per-catch average) and six touchdowns. Robinson was originally a fourth-round draft choice (108th overall, the Bears' second 4th-rounder in the 1997 draft) out of South Carolina. He injured his thumb last September and spent the remainder of the '97 campaign on injured reserve.

The NFL Europe League, incidentally, is the NFL-run American football league overseas, formerly known as the World League of American Football. The new official name "NFL Europe League" sounds redundant, but was so termed because European fans of American football know the NFL by its initials only, not as the "National Football League." NFL, therefore, wanted to capitalize on the term NFL—thus the redundant sounding moniker to American fans.



Bears Hall Of Famers

BRONKO NAGURSKI

Inducted: 1963

Fullback - Tackle

#3, 16

BEARS: 9 seasons (1930-37; 43)

NFL: 9 seasons

Powerful, punishing runner who was also a threat to pass...Retired after eight seasons (1937) for a more profitable wrestling career...Returned in 1943 when Bears were short of players (due to WWII)...Played mostly at tackle, but scored TD to put Bears ahead to stay in 1943 Championship game...Ninth in Bears career rushing...High school teams were winless...All-American at Minnesota.

WALTER PAYTON

Inducted: 1993

Running Back

#34

BEARS: 13 seasons (1975-87)

NFL: 13 seasons

(Payton's stats on page 165.)

GALE SAYERS

Inducted: 1977

Running Back

#40

BEARS: 7 seasons (1965-71)

NFL: 7 seasons

Fourth pick of 1965 draft...Career: 991-4,956-39 rushing; 112-1,307-9 receiving; 91-2,781-6 kickoff returns; 28-391-2 punt returns...Had 77-yard PR, 93-yard KOR and 25-yard TD pass in first pre-season game...Amassed 2,272 net yards and a rookie-record 22 TDs including record-tying six TDs vs. SF in inaugural season...Picked Rookie of the Year over Butkus...Voted to five Pro Bowls (1966-70) and was Offensive MVP of three...Suffered right knee injury in 1968, but bounced back for second 1,000-yard season...Left knee injury in 1970 ended career...Led NFL in rushing in '66 and '69...20 100-yard rushing games...Fourth on Bears all-time rushing list...Averaged 5.0 yards per carry in career...Set 23 club records and seven NFL marks...Youngest player ever elected to the Hall (34 years old) and his effective playing time is also the shortest of any Hall of Famer...Star back at Kansas.

MIKE SINGLETARY

Inducted: 1998

Linebacker

#50

BEARS: 12 seasons (1981-92)

NFL: 12 seasons

(See inside front cover for Singletary's Bio).

JOE STYDAHAR

Inducted: 1967

Tackle

#13, 18

BEARS: 9 seasons (1936-42; 45-46)

NFL: 9 seasons

First player ever drafted by Bears...All-NFL left tackle (1937-40)...Left for WWII (1943-44), but returned to lead Chicago to 1946 Championship...Star player at West Virginia.

GEORGE TRAFTON

Inducted: 1964

Center

#13

BEARS: 13 seasons (1920-32)

NFL: 13 seasons

All-NFL center (unofficially) in eight of 13 seasons...Strong, tough, mean player—put four Rock Island players out of action in first 12 plays of a 1920 game...Notre Dame career was cut short when Knute Rockne caught him playing semi-pro ball.

CLYDE "BULLDOG" TURNER

Inducted: 1966

Center - Linebacker

#66

BEARS: 13 seasons (1940-52) NFL: 13 seasons

First-round draft pick in 1940...Flawless snapper and excellent blocker who was all-NFL six times...Could also play guard or tackle...Led league in 1942 with eight interceptions at linebacker...Played running back in emergency situations, scored 48-yard TD in 1944...Had 96-yard interception return for TD in 1947...Played college ball for Hardin-Simmons.

In addition to the 23 Bears Hall of Famers, six other inductees spent part of their careers with Chicago:

Player	Position	With Bears	Other teams
Jim Conzelman	Quarterback	1920	Rock Island Independents, Milwaukee Badgers, Detroit Panthers, Providence Steam Roller
Guy Chamberlin	End	1920-21	Canton Bulldogs, Cleveland Bulldogs, Frankford Yellow Jackets, Chi. Cardinals
Walt Kiesling	Guard	1934	Duluth Eskimos, Pottsville Maroons, Chi. Cards, Green Bay Packers, Pittsburgh Pirates
Bobby Layne	Quarterback	1948	NY Bulldogs, Detroit Lion, Pittsburgh Steelers
Alan Page	Defensive Tackle	1978-81	Minnesota Vikings
Jim Finks	General Manager	1974-83	Minnesota Vikings, New Orleans Saints



All-Time First-Round Picks

Year	Pick	Player (position)	College
1998	5th	Curtis Enis (RB)	Penn State
1997	11th	(To Seattle for QB Rick Mirer and fourth rd. pick)	
1996	13th	Walt Harris (CB)	Mississippi State
1995	21st	Rashaan Salaam (RB)	Colorado
1994	11th	John Thierry (DE)	Alcorn State
1993	7th	Curtis Conway (WR)	USC
1992	22nd	Alonzo Spellman (DE)	Ohio State
1991	22nd	Stan Thomas (T)	Texas
1990	6th	Mark Carrier (S)	USC
1989a	11th	Donnell Woolford (CB)	Clemson
		(from LA Raiders for WR Willie Gault)	
1989b	12th	Trace Armstrong (DE)	Florida
		(from Wash. for LB Wilber Marshall)	
1989c	25th	(To Miami for 2nd and 3rd round picks)	
1988a	23rd	Brad Muster (FB)	Stanford
1988b	27th	Wendell Davis (WR)	LSU
		(from Wash. for LB Wilber Marshall)	
1987	26th	Jim Harbaugh (QB)	Michigan
1986	27th	Neal Anderson (RB)	Florida
1985	22nd	William Perry (DT)	Clemson
1984	11th	Wilber Marshall (LB)	Florida
1983a	6th	Jim Covert (T)	Pittsburgh
1983b	18th	Willie Gault (WR)	Tennessee
		(from Tampa Bay for 1982 second round pick)	
1982	5th	Jim McMahon (QB)	BYU
1981	11th	Keith Van Horne (T)	USC
1980	19th	Otis Wilson (LB)	Louisville
1979a	4th	Dan Hampton (DT)	Arkansas
		(from Tampa Bay for DT Wally Chambers)	
1979b	9th	Al Harris (DE)	Arizona State
1978	20th	(To Cleveland for QB Mike Phipps)	
1977	15th	Ted Albrecht (T)	California
1976	8th	Dennis Lick (T)	Wisconsin
		(from Det. for first- and third-round picks)	
1975	4th	Walter Payton (RB)	Jackson State
1974a	4th	Waymond Bryant (LB)	Tennessee St.
1974b	20th	Dave Gallagher (DE)	Michigan
		(from LA Rams for WR Dick Gordon)	
1973	8th	Wally Chambers (DT)	E. Kentucky
1972a	3rd	Lionel Antoine (T)	S. Illinois
		(from Giants for Hyland and McRae)	
1972b	12th	Craig Clemons (S)	Iowa
1971	11th	Joe Moore (RB)	Missouri
1970	2nd	(To GB for Coffey, Pitts, and Hyland)	
1969	14th	Rufus Mayes (T)	Ohio State
1968	17th	Mike Hull (RB)	USC
1967	10th	Loyd Phillips (DE)	Arkansas
1966	12th	George Rice (DT)	LSU
1965a	3rd	Dick Butkus (LB)	Illinois
		(from Pit. for '64 second and fourth rd. picks)	
1965b	4th	Gale Sayers (RB)	Kansas
1965c	6th	Steve DeLong (DE)	Tennessee
		(from Wash. for Coia and Williams)	

Year	Pick	Player (position)	College
1964	14th	Dick Evey (DT)	Tennessee
1963a	10th	(To LA Rams for Joe Marconi, RB)	
1963b	11th	Dave Behrman (C)	Michigan State
		(from Pit. for Ed Brown, QB)	
1962	7th	Ronnie Bull (RB)	Baylor
1961	5th	Mike Ditka (TE)	Pittsburgh
1960	7th	Roger Davis (G)	Syracuse
1959	7th	Don Clark (HB)	Ohio State
1958	7th	Chuck Howley (LB/G)	West Virginia
1957	13th	Earl Leggett (DT)	LSU
1956	10th	Menan "Tex" Schriewer (E)	Texas
1955	11th	Ron Drzewiecki (HB)	Marquette
1954	6th	Stan Wallace (HB)	Illinois
1953	6th	Billy Anderson (HB)	Compton JC
1952	8th	Jim Dooley (FL/HB)	Miami (FL)
1951a	2nd	Bob Williams (QB)	Notre Dame
		(from New York Yankees)	
1951b	10th	Billy Stone (HB)	Bradley
		(from disbanded Colts)	
1951c	16th	Gene Schroeder (E)	Virginia
1950	2nd	Chuck Hunsinger (HB)	Florida
		Harper Davis (HB)	Mississippi St.
		(from dispersal draft)	
1949	10th	Dick Harris (C)	Texas
1948a	7th	Bobby Layne (QB)	Texas
		(from Det. through Pit. for Ray Evans, HB)	
1948b	13th	Max Baumgardner (E)	Texas
1947a	1st	Bob Fenimore (HB)	Oklahoma A&M
		(Bonus Choice)	
1947b	11th	Don Kindt (HB)	Wisconsin
1946	4th	Johnny Lujack (QB)	Notre Dame
1945	7th	Don Lund (HB)	Michigan
1944	8th	Ray Evans (HB)	Kansas
1943	9th	Bob Steuber (HB)	Missouri
1942	10th	Frankie Albert (QB)	Stanford
1941a	1st	Tom Harmon (HB)	Michigan
		(from Phil. for John Schiechl, C)	
1941b	3rd	Norm Standlee (FB)	Stanford
		(from Pit. for Billy Patterson, QB)	
1941c	9th	Don Scott (HB)	Ohio State
1940	7th	Clyde "Bulldog" Turner (C/LB)	Hardin-Sim's
1939a	2nd	Sid Luckman (QB)	Columbia
1939b	6th	Bill Osmanski (FB)	Holy Cross
		(from Pit. for Eggs Manske, E)	
1938	10th	Joe Gray (HB)	Oregon State
1937	8th	Les McDonald (E)	Nebraska
1936	6th	Joe Stydahar (T)	West Virginia

"GETTING PAST THE PATS"

Since their 46-10 Super Bowl XX win over the Patriots on January 26, 1986, the Bears have defeated every NFL team . . . except New England. Last season, the Bears met the Patriots for only the third time in that twelve-year span; the Bears lost 31-3 on September 21st in Foxboro.



All-Time Bear Drafts

1936 (Feb 8)

1. Stydahar, Joe, T. West Virginia
2. Michaels, Eddie, G. Villanova
3. Roscoe, George, B. Minnesota
4. Allman, Bob, E. Michigan St.
5. Oech, Vern, T. Minnesota
6. Christofferson, Ted, B. Washington St.
7. Smith, Dick, T. Minnesota
8. Sylvester, John, E. Rice
9. Fortmann, Dan, G. Colgate

1937 (Dec 12, 1936)

1. McDonald, Les, E. Nebraska
2. Stewart, Marv, C. LSU
3. Plasmann, Dick, E. Vanderbilt
4. Hammond, Henry, E. S. Western (KS)
5. Conkright, Bill, "Red," C. Oklahoma
6. Bjork, Del, T. Oregon
7. Friedman, J.W. "Buck," B. Rice
8. Toth, Steve, B. Northwestern
9. Guepe, Al, B. Marquette
10. Wade, Ed, "Red," T. Utah St.

1938 (Dec 31, 1937)

1. Gray, Joe, B. Oregon St.
2. Famiglietti, Gary, B. Boston U.
3. Zarnas, Gust, G. Ohio St.
4. Masterson, Bob, E. Miami (FL)
5. Ramsey, Frank, G. Oregon St.
6. Sims, Fletcher, B. Georgia Tech
7. Schwarz, Alex, T. San Francisco
8. Weger, John, T. Butler
9. Mickovsky, Ray, B. Case W. Reserve
10. Dreher, Fred, E. Denver

1939 (Dec 8, 1938)

- 1a. Luckman, Sid, OB, Columbia (from Pit)
- 1b. Osmanski, Bill, B. Holy Cross
2. Wysocki, John, E. Villanova
3. Delaney, Joe, T. Holy Cross
4. Choice to Brooklyn
5. Heileman, Charlie, E. Iowa St.
6. Dannies, Bob, C. Pittsburgh
7. Bray, Ray, G. Western Michigan
8. Wood, Walt, B. Tennessee
9. Braga, Al, B. San Francisco
10. Riese, Hal, B. Idaho
11. Bock, Ed, G. Iowa St.
12. Stolfa, Anton, B. Luther
13. Voigts, Bob, T. Northwestern
14. Armstrong, Ken, T. Tarkio
15. Masters, Raphael, E. Newberry
16. Sherman, Solly, B. Chicago
17. Simonich, Ed, B. Notre Dame
18. Vogeler, George, C. Oklahoma St.
19. Forte, Aldo, T. Montana
20. Kircher, Everett, B. Iowa St.

1940 (Dec 9, 1939)

1. Turner, Clyde "Buildog," C/LB, Hardin-Simmons
2. Kavanaugh, Ken, E. LSU
3. Kolman, Ed, T. Temple
4. Woudenberg, John, T. Denver
5. Akin, Leonard, G. Baylor
6. Fordham, Jim, B. Georgia
7. Pool, Hampton, G. Stanford
8. Pace, Tom, B. Utah
9. Artoe, Lee, T. California
10. McCubbin, Bill, E. Kentucky
11. Clark, Harry, B. West Virginia
12. Crisci, Frank, T. Case W. Reserve
13. Barnes, Sherm, E. Baylor
14. Christianson, Al, B. Knox
15. White, Wilbur, T. Bradley
16. Schlosser, Ralph, C. Gonzaga
17. Popov, John, B. Cincinnati
18. Bussey, Young, B. LSU
19. McLaran, Ray, B. St. Anselm
20. Kichelski, Walt, E. Miami (FL)

1941 (Dec 19, 1940)

1. Harmon, Tom, B. Michigan
2. Standlee, Norm, B. Stanford
3. Scott, Don, B. Ohio St.
4. Gallarneau, Hugh, B. Stanford
5. O'Rourke, Charley, B. Boston College
6. O'Boyle, Tommy, G. Tulane
7. Federovich, John "Ace," T. Davis & Elkins
8. Hartman, Fred, T. Rice
9. Rankin, Dave, E. Purdue
10. Matusz, Al, C. Georgetown
11. Laher, Hal, G. Oklahoma
12. LaLanne, Jim, B. N. Carolina
13. Hardin, Jim, E. Kentucky
14. Morrow, Bob, E. Illinois Wesleyan
15. Johnson, Jim, B. Santa Clara
16. Martin, Johnny, B. Oklahoma
17. Mulkey, Jack, E. Fresno St.
18. Osterman, Bob, C. Notre Dame
19. Glenn, Bill, B. Eastern Illinois
20. Hahnenstein, Ollie, B. Northwestern

1942 (Dec 22, 1941)

1. Albert, Frankie, B. Stanford
2. Boratyn, Joe, B. Holy Cross
3. Ruby, Martin, T. Texas A&M
4. Burrus, H.C., E. Hardin-Simmons
5. Jeffries, Bob, G. Missouri
6. MAZNICKI, Frank, B. Boston College
7. Petty, John, B. Purdue
8. Mullins, Noah "Moon," B. Kentucky
9. Geyer, Bill, B. Colgate
10. Daniell, Jim, T. Ohio St.
11. Hunt, Jack, B. Marshall
12. Gude, Henry, C. Vanderbilt
13. Krutulis, Joe, E. Miami (FL)
14. Abel, George, G. Nebraska
15. Edmiston, Don, T. Tennessee
16. Rast, Holt, E. Alabama
17. Jones, Edgar, B. Pittsburgh
18. Tessenford, Bill, T. Gonzaga
19. Kissell, Adolph, B. Boston College
20. Clarkson, Stu, C. Texas A & I

1943 (Apr 8)

1. Steuber, Bob, HB, Missouri
2. Evans, Fred "Dippy," HB, Notre Dame
3. Stramm, Ed, T. Stanford
4. Palmer, Derrell, T. TCU
5. Vucinich, Milt, C. Stanford
6. Beals, Alyn, E. Santa Clara
7. Jurkovich, Jim, HB, California
8. Lamb, W.G. "Dub," E. Oklahoma
9. Hammett, Ray "Duke," QB, Stanford
10. Zikmund, Al, HB, Nebraska
11. Wood, Clark, T. Kentucky
12. Arms, Loyd, T. Oklahoma St.
13. Sturdy, Lyle, FB, Wichita St.
14. Tomlinson, Buddy, T. Hardin-Simmons
15. Preston, Pat, T. Wake Forest
16. Norberg, Hank, E. Stanford
17. Lyons, Pat, E. Wisconsin
18. Butler, Marion, HB, Clemson
19. Santucci, Al, C. Santa Clara
20. Johnson, Orville, G. SMU
21. Boudreau, Wally, HB, Boston College
22. Baumann, Bob, T. Wisconsin
23. Holtscher, Elwood, C. Shurtleff
24. Keller, Ben, G. Duquesne
25. Block, Charley, E. Shurtleff
26. Brannon, Ted, T. Rice
27. Wayne, Lou, E. Texas
28. Creevy, Dick, HB, Notre Dame
29. Baffington, Bill, HB, Purdue
30. Peterson, Woody, FB, Utah

1944 (Apr 19)

1. Evans, Ray, B. Kansas
2. Smeja, Rudy, E. Michigan
3. Croft, Abe, E. SMU
4. Stanley, C.B., T. Tulsa
5. Seeley, Darwin, C. Stanford
6. Fawcett, Randall, B. Stanford
7. Morton, Jack, E. Missouri
8. Starford, Bill, C. Wake Forest
9. Houston, Lin, G. Ohio St.

10. Moore, J.P., B. Vanderbilt
11. Duffey, Bill, E. Georgetown
12. Hartley, Joe, T. LSU
13. Milner, Bill, G. Duke
14. Hirsch, Ed, B. Northwestern
15. Ryckley, Ed, E/G, Georgia Tech
16. Plasman, Howdy, B. Miami (FL)
17. French, Barry, T. Purdue
18. Taylor, Paul, B. USC
19. Margarita, Hank, B. Brown
20. Davis, Ed, B. Oklahoma
21. Jamison, Dick, T. USC
22. Borka, Jack, B. Kansas St.
23. Ruskusky, Roy, E. St. Mary's (CA)
24. Franck, Harry, B. Northwestern
25. McKewan, Jack, T. Alabama
26. Mitchell, Charley, B. Tulsa
27. Boyle, Pat, G. Wisconsin
28. Pepper, Bernie, T. Missouri
29. Vogt, Karl, T. Villanova
30. Endres, Bob, G. Colgate

1945 (Apr 6)

1. Lund, Don, B. Michigan
2. Allen, Charley, B. SMU
3. Masterson, Forest, C. Iowa
4. Shaw, Wayne, B. SMU
5. Burgels, Glen, T. Tulsa
6. O'Brien, Pat, T. Purdue
7. Mayther, Bill, C. Oregon
8. Poa, Bill, B. Clemson
9. Avery, Chuck, B. Minnesota
10. Boyd, Jack, B. UCLA
11. Ellsworth, Ralph, B. Texas
12. Mattioli, Frank, G. Pittsburgh
13. Gibson, Merle, E. TCU
14. Creevey, John, B. Notre Dame
15. Sacrinty, Nick, B. Wake Forest
16. Keane, Jim, C. Iowa
17. Niedziela, Bruno, T. Iowa
18. Williams, Broughton, E. Florida
19. Stickle, Walt, T. Pennsylvania
20. Livingston, Bob, B. Notre Dame
21. Vargon, Mike, E. Kansas St.
22. Wright, Charley, G. Iowa St.
23. Green, Jack, G. Alabama
24. Gambaing, Lu, B. Indiana
25. Jones, Ray, B. Texas
26. Hary, Bob, B. Minnesota
27. Forkovich, Nick, B. William & Mary
28. Robinson, Don, B. Michigan
29. Johnston, Wayne, B. Marquette
30. Groves, George, C. Marquette

1946 (Jan 14)

1. Lujack, Johnny, QB, Notre Dame
2. Rykovich, Julie, B. Illinois
3. Broyles, Frank, QB, Georgia Tech
4. Knotts, Ernie, G. Duke
5. Schneider, Don, B. Pennsylvania
6. Scruggs, Ted, E. Rice
7. Beard, Wendell, T. California
8. Ziegler, John, B. Colorado
9. Dropp, Walt, E. Connecticut
10. Harris, Bill, C. Auburn
11. Allen, Eddie, B. Pennsylvania
12. Bauman, Frank, E. Illinois
13. Nostrum, Reed, T. Utah
14. Chatterton, Dick, B. BYU
15. Timko, Johnny, C. Temple
16. Hazelwood, Ted, T. North Carolina
17. Johnson, Dick, C. Baylor
18. Boettcher, Art, B. Shurtleff
19. Gallagher, Tom, B. Illinois
20. Adams, Johnny, B. Denver
21. Wieseth, Dean, T. Bemidji St.
22. Kochins, George, T. Bucknell
23. Hoisch, Al, B. Stanford
24. Grich, Visco, E. Santa Clara
25. Richards, Allen, B. Cincinnati
26. Tunstall, Jess, B. Kentucky
27. Smock, Ken, B. Purdue
28. Weldon, Howard, G. N. Carolina
29. Cook, Johnny, B. Georgia
30. Franck, Harry, B. Northwestern



All-Time Bear Drafts

1947 (Dec 16, 1946)

- 1a. Fenimore, Bob, HB, Oklahoma St.
- (Bonus choice)
- 1b. Kindt, Don, HB, Wisconsin
2. Minini, Frank, FB, San Jose St.
- 3a. Canady, Jim, HB, Texas
- 3b. Meriman, Lloyd, B, Stanford (from Chi Cards)
- 4a. Wetz, Harlan, T, Texas
- 4b. Stephens, Roger, B, Cincinnati (from Phil)
5. Moseley, Reid, E, Georgia
6. Smith, H.A., E, Mississippi
7. Eddleman, Dwight, HB, Illinois
8. Tucker, Arnold, QB, Army
9. Hatch, Larry, HB, Washington
10. Adamie, Tony, C, Ohio St.
11. Fritz, Emil, G, Maryland
12. Turner, Jim, T, California
13. Goodall, Wayne, E, Oklahoma City
14. Gagne, Verne, E, Minnesota
15. Dreyer, Wally, HB, Wisconsin
16. Pupa, Walt, FB, North Carolina
17. McLellan, John, T, Montana St.
18. Cromer, Bill, FB, Texas
19. Reader, Russ, HB, Michigan St.
20. Batchelor, Jim, B, East Texas St.
21. Lawler, Allen, HB, Texas
22. Berlin, Gordon, C, Washington
23. Cunningham, John, E, California
24. Morris, Max, B, Northwestern
25. Morris, Bill, E, Oklahoma
26. Baumgardner, Joe, HB, Texas
27. McCarthy, Jerry, E, Pennsylvania
28. Pierce, Jack, HB, Illinois
29. Ehlers, Ed, HB, Purdue

1948 (Dec 19, 1947)

- 1a. Layne, Bobby, QB, Texas (from Pittsburgh)
- 1b. Bumgardner, Max, E, Texas
2. Garrett, Dub, T, Mississippi St.
3. Ramsey, Knox, G, William & Mary
4. Brugge, Bob, B, Ohio St.
5. Choice to Detroit
6. McWilliams, Tom, B, Army, Mississippi St.
7. Mills, Malachi, T, Virginia Military
8. Flanagan, Dick, E, Ohio St.
9. McDowell, Jim, G, William & Mary
10. Sheehan, Mel, E, Missouri
11. Scott, Dick, C, Navy
12. Cline, Bill, B, Ohio St.
13. Goode, Rob, B, Texas A&M
14. Grimsen, Clyde, E, Purdue
15. Fallon, John, G, Notre Dame
16. Brown, Ray, B, Virginia
17. Hileman, Bob, C, California
18. Gay, Thurman, T, Oklahoma St.
19. Blount, Ralph, E, Texas
20. Boone, JR, B, Tulsa
21. Duncan, Jim, E, Wake Forest
22. Gatewood, Jimmy, B, Georgia
23. Brumm, George, C, Pacific
24. Dietzel, Paul, C, Miami (OH)
25. Clasby, Ed, B, Boston College
26. Hardison, Fred, E, Duke
27. Van Deren, Frank, E, California
28. Pietkiewicz, Al, E, San Francisco
29. Cox, Norm, B, TCU
30. Smith, Truett, B, Mississippi St.

1949 (Dec. 21, 1948)

1. Harris, Dick, C, Texas
2. Grimes, Billy, B, Oklahoma St.
3. O'Quinn, Johnny, E, Wake Forest
4. Bendrick, Ben, B, Wisconsin
5. Hoffman, John, B, Arkansas
6. Krall, Jerry, B, Ohio St.
7. Jones, Wally, E, Kentucky
- 8a. Weatherly, Gerry, C, Rice (from Det)
- 8b. Wightkin, Bill, E, Notre Dame
9. Tokarczyk, Dolph, G, Pennsylvania
10. Malley, Lee, B, Carson-Newman
11. Tibbler, Jerry, B, Mississippi
12. Blanda, George, QB, Kentucky
13. Taliaferro, George, B, Indiana
14. Keily, Ernie, G, Texas-El Paso
15. Faverty, Hal, G, Wisconsin

16. Wahl, Al, T, Michigan
17. Corbisiero, John, B, Middlebury
18. Moran, Jim, B, John Carroll
19. Mitten, Bob, G, North Carolina
20. Heck, Bob, B, Pacific
21. Duncan, Jim, E, Duke
22. Bertuzzi, Dick, B, Kansas
23. Kane, Harry, C, Pacific
24. Smith, Bernie, T, Texas-El Paso
25. Marczyk, Stan, T, North Carolina

1950 (Jan 21-22)

- 1a. Hunsinger, Chuck, B, Florida (from NY)
- (Bulldogs)
- 1b. Morrison, Fred, B, Ohio St.
2. Dottiey, John "Kay", B, Mississippi
3. Romanick, Steve, B, Villanova
- 4a. Novak, Tom, C, Nebraska (from Pit)
- 4b. PAPAEO, Dorn, G, Boston College
5. Zaleski, Ernie, B, Notre Dame
- 6a. Pencore, Gaspar, B, Western (from NYG)
- 6b. Hansen, Wayne, C, Texas-El Paso
7. Prather, Rollin, E, Kansas St.
8. Nevils, Sam, T, Oregon
9. Reid, Floyd, B, Georgia (from NY Bulldogs)
- 9b. Braznell, Dick, B, Missouri
10. Wahl, Al, T, Michigan
11. Helwig, John, G, Notre Dame
12. Roof, Kenny, B, Oklahoma St.
13. Dempsey, Frank, T, Florida
14. Hoyer, Al, G, LSU
15. Glisson, Jimmy, B, Tulane
16. Bradley, Ed, E, Wake Forest
17. Janaszek, Ray, B, Dayton
18. Andrews, Rupert, B, Stanford
19. Bye, Billy, B, Minnesota
20. Crawford, Jim, G, Mississippi
21. Angle, Bob, B, Iowa St.
22. Byler, Jim, G, North Carolina St.
23. Bingham, Bill, T, Harding
24. Polenski, Walt, B, Pacific
25. Samuels, Perry, B, Texas
26. Sella, George, B, Princeton
27. Kearsy, Wilton, B, Hardin-Simmons
28. Kenary, Jim, B, Harvard
29. Nashberry, Fred, B, Yale
30. Markert, Allen, T, Minnesota

1951 (Jan 18-19)

- 1a. Williams, Bob, QB, Notre Dame (from Balt)
- 1b. Stone, Billy, B, Bradley* (from NYY)
- 1c. SCHROEDER, Gene, E, Virginia
2. George, Bill, T, Wake Forest
3. White, Wilford "Whizzer", B, Arizona St.
- 4a. Moser, Bob, C, Pacific
- 4b. Jelley, Tom, E, Miami (FL) (from NYG)
5. Rowland, Brad, B, McMurry
6. Falkenberg, Herb, B, Trinity (TX)
7. Lea, Paul, T, Tulane
8. Mayes, Clair, G, Oklahoma
9. Gregus, Bill, B, Wake Forest
10. Sherrill, J.W., B, Tennessee
11. Hardiman, Tom, B, Georgetown
12. Hairston, Lawrence, T, Nevada-Reno
13. Wright, Charley, B, West Texas St.
14. Woods, Bailey, B, Abilene Christian (TX)
15. Hall, Sid, C, Pacific
16. Volm, Frank, E, Marquette
17. Dufek, Don, B, Michigan
18. Brown, Chuck, G, Illinois
19. Lisak, Ed, B, Oklahoma
20. Smith, Larry, C, South Carolina
21. Higgins, Larry, B, Fordham
22. Hanson, Bob, G, Montana
23. Hlavac, Rene, T, Nebraska-Omaha
24. Dokas, Pete, E, Mansfield
25. Miller, Johnny, B, Northwestern
26. Rogers, Buddy, B, Arkansas
27. Taylor, Jerry, C, Wyoming
28. Campbell, Leon, B, Arkansas*
29. Justice, John, G, Santa Clara
30. Butler, Charley, E, George Washington

* Selected from disbanded Baltimore franchise

1952 (Jan 17)

1. Dooley, Jim, B, Miami (FL)
2. Macon, Eddie, B, Pacific
3. McColi, Bill, E, Stanford
4. Clark, Herman, T, Oregon St.
- 5a. Hoffman, Jack, E, Xavier (OH) (from Pit)
- 5b. Williams, Fred, T, Arkansas
6. Brown, Ed, QB, San Francisco
7. Fortunato, Joe, B, Mississippi St.
- 8a. Bishop, Bill, T, N Texas St. (from Pit)
- 8b. Jurney, Billy, E, Arkansas
9. Cross, Bobby, T, Stephen F. Austin
10. Choice to Green Bay
11. Miller, Bill, B, Wake Forest
12. Kozar, Andy, B, Tennessee
13. Athan, Rich, B, Northwestern
14. Galloway, Gale, C, Baylor
15. Kazmaier, Dick, B, Princeton
16. Spears, Bob, FB, Yale
17. Carroll, John, T, Houston
18. O'Connell, Tommy, QB, Illinois
19. Reidenbach, Ken, T, Drake
20. Lesane, Jimmy, B, Virginia
21. Daffer, Ted, G, Tennessee
22. Gregory, Dick, B, Minnesota
23. Nestor, Paul, T/E, Maryland
24. Muddinger, Dick, T, Minnesota
25. Stoddard, Bob, T, Utah St.
26. McElroy, Bucky, FB, S. Mississippi
27. Reid, Bob, B, Baylor
28. Sciocia, Karney, FB, Maryland
29. Riggs, Teddy, B, Rice
30. Shemonski, Bob, HB, Maryland

1953 (Jan 22)

1. Anderson, Billy, B, Compton J.C.
2. Bratkowski, Zeke, QB, Georgia
3. Rowekamp, Bill, B, Army, Missouri
4. Koch, Joe, B, Wake Forest
5. Jones, Stan, T, Maryland
- 6a. DeCarlo, Art, B, Georgia
- 6b. Gilbert, Kline, T, Mississippi (from SF)
7. McElroy, Bucky, B, S. Mississippi (from Wash)
- 7b. Bingham, Don, B, Sul Ross
8. Kreamcheck, John, T, William & Mary
9. Ashley, Bruno, T, East Texas St.
10. Moore, Jimmy, B, Florida A&M
- 11a. Slowsky, Jim, C, Georgetown
- 11b. Charney, Ralph, B, Kentucky (from Pit)
12. Lawrence, Jim, T, Duke
13. Strickland, Larry, C, N Texas St.
14. Carl, Harland, B, Wisconsin
15. Jecha, Ralph, G, Northwestern
16. Hatley, John, T, Sul Ross
17. Beal, Bob, E, California
18. Shirley, Jim, B, Clemson
19. Byrus, Bill, T, Iowa St.
20. Mahin, Tom, T, Purdue
21. Martin, Wayne, E, TCU
22. Wood, Wayne, T, Memphis St.
23. Mask, Jim, E, Mississippi
24. Hatcher, Paul, C, Arkansas City J.C.
25. Pickard, Clyde, G, Wake Forest
26. Evans, Bob, T, Pennsylvania
27. Wahl, Marvin, B, Arizona St.
28. Caldwell, Jim, T, Tennessee St.
29. Lewis, Jack, E, Wake Forest
30. Brehany, Bill, QB, Virginia Military

1954 (Jan 28)

1. Wallace, Stan, HB, Illinois
2. Casares, Rick, FB, Florida
3. Meadows, Ed, T, Duke
4. Paterra, Fran, B, Notre Dame
5. Griffiths, Bob, G, Furman
6. Hudson, John, G, Rice
7. Cecere, Ralph, B, Villanova
8. Garlington, Tom, T, Arkansas
9. Giel, Paul, B, Minnesota
10. Andrews, D.C., E, Hardin-Simmons
11. Wallin, Ron, B, Minnesota
12. Faragalli, Joe, G, Villanova
13. Seaholm, Julius, G, Texas
14. Miller, Ken, FB, Illinois
15. Hill, Harlan, E, N Alabama



All-Time Bear Drafts

- Lindley, Earl, B, Utah St.
- Woodard, Lou, C, Sam Houston St.
- Moore, McNeil, B, Sam Houston St.
- Lum, Jim, T, Louisiana Tech
- Ladd, Jim, E, Bowling Green
- Cleere, Sonny, T, Abilene Christian
- Sumner, Charlie, B, William & Mary
- Lee, Herman, T, Florida A&M
- Jarrett, Bill, B, West Virginia
- Feamster, Tom, E, Florida St.
- Petroka, Lou, B, Boston U.
- Oniskey, Dick, C, Tenn.-Chattanooga
- Underwood, P.W., G, Mississippi St.
- Beale, Alvin, QB, Trinity (TX)
- Haluska, Jim, B, Wisconsin

1955 (Jan 27-28)

- Drzewiecki, Ron, HB, Marquette
- Watkins, Bobby, HB, Ohio St.
- Choice to Cleveland
- O'Malley, Joe, E, Georgia
- Kendall, Leland, T, Oklahoma St.
- Shannon, Dan, E, Notre Dame (from Wash)
- Mosely, Henry, HB, Morris Brown
- Sturges, Bruce, HB, William & Mary
- Verkerk, Gene, T, N Texas St.
- Lavery, Jim, HB, Scranton
- Allen, John, E, Arizona St.
- Redfield, Tom, E, Delaware
- Bratt, Clarence, HB, Wisconsin
- Cash, Norm, HB, Sul Ross
- Nickla, Ed, G, Tennessee
- Smith, J.D., FB, N Carolina A&T
- Choice to Chicago Cardinals
- Harrison, Mel, C, Sam Houston St.
- Roach, Claude, G, TCU
- Jones, Allen, B, Baylor
- James, Joe, T, Howard Payne
- Hall, Choyce, C, MWestern St. (TX)
- Allison, Carl, B, Oklahoma
- Barger, Jerry, B, Duke
- Young, Joe, E, Marquette
- Dees, Charles, T, Tyler J.C.
- Jeter, Perry, HB, Cal Poly-SLO
- Kinley, Joel, G, Tennessee
- Wright, Charley, E, Prairie View A&M
- Klein, Dick, T, Iowa
- Fouts, Jerry, HB, MWestern St. (TX)

1956 (Nov 29, 1955 & Jan 12, 1956)

- Schriever, Menan, E, Texas
- Brackett, M.L., T, Auburn
- Choice to Cleveland
- Mellekas, John, T, Arizona
- Gallimore, Willie, B, Florida A&M
- Choice to Cleveland
- Caroline, J.C., B, Illinois
- Klawitter, Dick, C, South Dakota St.
- Vargo, Ken, C, Ohio St.
- Lucas, Dick, E, Boston College
- Jankans, John, E, Arizona St.
- Cruze, Buddy, E, Tennessee
- Grogg, Dick, G, Minnesota
- Graham, Milt, E, Colgate
- Fitzgerald, Dick, FB, Notre Dame
- Brown, Ray, B, Florida
- Adams, Tom, E, UCLA
- Payton, Earl, B, Prairie View A&M
- Smith, John, B, UCLA
- Maxime, Charley, G, Auburn
- Waddell, Jimmy, B, Compton J.C.
- Billings, Joe, T, Memphis St.
- Holt, Lou, E, Howard Payne
- Castete, Jess, B, McNeese St.
- Hentschel, Jerry, T, Sam Houston St.
- Orr, Don, B, Vanderbilt
- Buchanan, Waylon, E, East Texas St.
- Alexander, Bob, B, Trinity (CT)
- Kriemeyer, Billy, B, Vanderbilt
- Buckler, Jim, G, Alabama

1957 (Nov 27, 1956 & Jan 31, 1957)

- Leggett, Earl, T, LSU
- Swink, Jim, B, TCU
- Knox, Ronnie, QB, UCLA

- Johnson, Jack, B, Miami (FL)
- Zucco, Vic, B, Michigan St.
- Dickinson, Bo, B, S Mississippi
- DeLuca, Gerry, T, Mid Tennessee St.
- Ward, Al, B, Yale (from Pitt)
- Kilcullen, Bob, T, Texas Tech
- Brown, Bill, G, Syracuse
- Murphy, Bill, E/B, Fresno St.
- Hampton, Roger, B, McNeese St.
- Sorenson, Larry, T, Utah St.
- Williams, Don, B, Texas Tech
- Schmidt, Bob, B, Memphis St.
- Hosek, E, West Virginia
- Heuring, Ed, E, Maryland
- Heine, Don, E, Murray St.
- Wharton, Al, G, Maryland
- Hermesen, Lee, B, Marquette
- Frazier, Al, B, Florida A&M
- Janes, Jerry, E, LSU
- Dalzell, Tom, T, Virginia Tech
- Peroyea, Don, T, SE Louisiana
- Lutterback, Ken, B, Evansville
- Ryan, Joe, C, Villanova
- Harris, Gehrig, B, Grambling
- Brown, Nick, G, Fresno St.
- Emerson, Tom, G, Oklahoma
- Caraway, Donnie, B, Houston
- Wesley, Sam, B, Oregon St.

1958 (Dec 2, 1957 & Jan 28, 1958)

- Howley, Chuck, G, West Virginia
- Dewveall, Willard, E, SMU
- Cooke, Ed, E, Maryland
- Healy, Don, T, Maryland (from Cleve)
- Barnes, Erich, B, Purdue
- Jewett, Bob, E, Michigan St.
- Douglas, Merrill, B, Utah
- Bentley, Gene, B, Texas Tech
- Rutsch, Ed, T, George Washington
- Anderson, Ralph, E, Cal St.-LA
- Lewis, Aubrey, B, Notre Dame
- Cinelli, Rocco, T, Wisconsin
- Morris, Johnny, HB, Cal-Santa Barbara
- Choice to New York Giants
- Melnik, Bill, T, Army
- Harryman, Jim, B, Compton J.C.
- Piegar, Ken, T, Capital
- Eaton, Dick, C, Richmond
- Dupler, Phil, B, Duke
- Roehehl, Bill, G, Bradley (from GB)
- Chancey, Bill, E, West Virginia
- Rutledge, Les, T, Michigan St.
- Miller, Bill, T, NM Highlands
- Carter, Al, B, Tennessee
- Daw, Ken, B, Sam Houston St.
- Moon, Russ, T, Virginia Tech
- Barron, Bob, C, St. Norbert
- Lyles, Bob, B, Memphis St.
- Napolski, Ben, E, Northwestern
- Main, Wilbur, B, Maryland
- Hakes, Glen, G, New Mexico
- Halum, Bobby, QB, Mid Tennessee St.

1959 (Dec 2, 1958)

- Clark, Don, B, Ohio St.
- Pettibon, Richie, QB, Tulane
- Johnson, Pete, B, Virginia Military
- Choice to LA Rams
- Adams, John, B, Cal St.-Los Angeles
- Cole, Fred, G, Maryland
- Tucker, Jim, E, Tenn-Chattanooga (from Phil)
- Clark, Dick, B, Baylor
- Smith, Willie, T, Michigan (from NYG)
- Younmans, Maury, T, Syracuse
- Coronado, Bobby, E, Pacific
- Gray, Ed, T, N Texas St.
- Rowland, Justin, E, TCU
- Jones, Gene, B, Rice
- Robb, Joe, T, TCU
- LeClerc, Roger, C, Trinity (CT)
- Redding, Don, T, North Carolina
- Neal, Willie, B, Jackson St.
- Asbury, Ken, B, Missouri Valley
- Plain, Chris, T, Stanford

- Carcatera, Tony, E, Elon
- Stone, Donnie, B, Arkansas
- Rubal, Lennie, B, William & Mary
- Haller, Bob, T, NW Missouri St.
- Spain, Bob, T, Baylor
- Huhn, Tom, C, St. Joseph's (IN)
- Kunde, Bob, T, Capital
- Aveni, John, E, Indiana
- Williams, Bob, E, Notre Dame
- Southern, Eddie, E, Texas
- Jackson, Cliff, B, North Carolina Central

1960 (Date unknown; NFL held secret draft to get jump on new AFL)

- Davis, Roger, G, Syracuse
- Choice to Washington
- Meredith, Don, QB, SMU
- Martin, Billy, B, Minnesota
- Norman, Dick, QB, Stanford
- Kovac, Ed, B, Cincinnati
- Bivins, Charley, B, Morris Brown
- Manning, Pete, E, Wake Forest
- Kirk, Ken, C, Mississippi
- Choice to Pittsburgh
- Fanning, Stan, T, Idaho (from Phil)
- Shaw, Glenn, HB, Kentucky
- Budrewicz, Tom, T, Brown
- Spada, Bob, E, Duke
- Sorey, Jim, T, Texas Southern
- Lasha, Warren, B, Whitworth
- Farrington, John "Bo", E, Prairie View A&M
- Hanna, Jim, E, USC
- King, Claude, B, Houston
- Roberts, Lloyd, T, Georgia
- Coia, Angelo, B, USC

1961 (Dec 27-28, 1960)

- Ditka, Mike, E, Pittsburgh
- Brown, Bill, B, Illinois
- Gibson, Claude "Hook", B, N Carolina St.
- Ladd, Ernie, T, Grambling
- Lincoln, Keith, B, Washington St.
- Fleming, George, B, Washington
- Pyle, Mike, B, Michigan St.
- Ryan, Ed, B, Michigan St.
- Bethune, Bob, B, Mississippi St.
- Harness, Jason, E, Michigan St.
- Fewell, Sam, T, South Carolina
- Dyer, Howard, QB, Virginia Military
- McLeod, Bob, E, Abilene Christian (TX)
- Tyrer, Jim, T, Ohio St.
- Linning, Chuck, T, Miami (FL)
- Frazier, Wayne, C, Auburn
- Barfield, Rossie, E, North Carolina Central
- Finn, John, T, Louisville
- Charles, Ben, QB, South Carolina
- Mason, Gordon, B, Tennessee Tech

1962 (Dec 4, 1961)

- Bull, Ronnie, B, Baylor
- Brock, Clyde, T, Utah St. (from Pitt)
- McRae, Bennie, B, Michigan
- Bates, Jim, E, USC (from Dal)
- Hull, Bill, E, Wake Forest
- Cadile, Jim, T, San Jose St.
- Burton, Mac, E, San Jose St. (from Wash)
- Tunnilliff, Bill, FB, Michigan
- Choice to Philadelphia
- O'Bradovich, Ed, E, Illinois
- Reynolds, Ed, T, Tulane
- Onesti, Larry, C, Northwestern (from NYG)
- Winston, Kelton, HB, Wiley
- Weaver, LeRoy, B, Adams St.
- Robinson, Jerry, HB, Grambling
- Watts, Bill, T, Miami (FL)
- Perkowski, Joe, B, Notre Dame
- Van Son, Andy, C, Xavier (OH)
- Martin, Kent, T, Wake Forest
- Nelson, John, C, Xavier (OH)
- Glass, Glenn, HB, Tennessee
- Neck, Tommy, B, LSU
- Kellum, Bill, T, Tulane
- Roberts, Jack, T, Ohio St.



All-Time Bear Drafts

1963 (Dec 3, 1962)

- 1a. Choice to Los Angeles Rams
- 1b. Behrman, Dave, C. Michigan St. (from Pit)
- 2a. Barnett, Steve, T. Oregon (from Dal)
- 2b. Jencks, Bob, E. Miami (OH)
3. Glueck, Larry, DB, Villanova
- 4a. Sanders, Stan, E. Whittier (from SF)
- 4b. Mitchell, Charley, HB, Washington (from Pit)
- 4c. Choice to Baltimore
5. Choice to San Francisco
- 6a. Johnson, John, T. Indiana (from Pit)
- 6b. Mathieson, Dave, QB, Washington St.
7. Underhill, Paul, B. Missouri
8. Harmon, Dennis, DB, Southern Illinois
- 9a. Day, Monte, T. Fresno St. (from Dal)
- 9b. Watson, Dave, LB, Georgia Tech
10. Hoerster, Ed, LB, Notre Dame
11. Tullis, James, DB, Florida A&M
12. Drummond, Dick, B. George Washington
13. Szumczyk, John, FB, Trinity (CT)
14. Banks, Gordon, B. Fisk
15. Dente, Bob, C/LB, Miami (FL)
16. Caylor, Lowell, DB, Miami (OH)
17. Sisk, John, B. Miami (FL)
18. Slaughter, Jeff, E. Indiana
19. Yaksick, Bob, DB, Rutgers
20. Gregory, John, E. Baldwin-Wallace

1964 (Dec 2, 1963)

1. Evey, Dick, T. Tennessee
- 2a. Choice to Pittsburgh
- 2b. Martin, Billy, E. Georgia Tech (from LA Rams)
- 3c. Crain, Pat, HB, Clemson (from Pit)
- 4a. Budka, Frank, HB, Notre Dame
- 4b. Reilly, Mike, LB, Iowa (from Min)
5. Connors, Dan, T. Miami (FL)
6. Jones, Jimmy, E. Wisconsin
7. Logan, Chuck, E. Northwestern
8. Rakestraw, Larry, QB, Georgia
9. Wilkinson, Jay, HB, Duke
10. Brown, Mike, B. Delaware
11. Leeuwenberg, Dick, T. Stanford
12. Horton, Bob, FB, Boston U.
13. Webb, Floyd, E. Iowa
14. Francis, Kent, T. UCLA
15. Burman, George, T. Northwestern
16. Butler, Rodenick, HB, Eastern Illinois
17. Kasapis, Constantinos, T. Iowa
18. Batts, Bob, HB, Texas Southern
19. Whitehead, Jim, T. Georgia
20. Niglio, Dick, FB, Yale

1965 (Nov 28, 1964)

- 1a. Sayers, Gale, HB, Kansas
- 1b. Butkus, Dick, LB, Illinois (from Pit)
- 1c. DeLong, Steve, T. Tennessee (from Wash)
2. Choice to Cleveland
3. Choice to Cleveland
4. Nance, Jim, FB, Syracuse
5. Choice to LA Rams
6. Carey, Tony, HB, Notre Dame
- 7a. Gordon, Dick, HB, Michigan St.
- 7b. Sutton, Mickey, B. Auburn (from Wash)
8. Schweda, Brian, T. Kansas
9. Ambrusko, Ken, B. Maryland
10. Murphy, Dennis, T. Florida
11. Cornish, Frank, T. Grambling
12. Cox, Steve, T. South Carolina
13. Daniels, Dave, T. Florida A&M
14. Pivec, Dave, E. Notre Dame
15. Robinson, Art, B. Cal St.-Los Angeles
16. Pitts, Frank, E. Southern
17. LaFramboise, Tom, QB, Louisville
18. Schwager, Mike, T. Maryland
19. Bobich, Lou, K. Michigan St.
20. Kurek, Ralph, FB, Wisconsin

1966 (Nov 27, 1965)

1. Rice, George, T. LSU
2. Brown, Charlie, DB, Syracuse
3. Pickens, Bob, T. Nebraska
- 4a. Jackson, Randy, T. Florida (from Pit)
- 4b. Buffone, Doug, LB, Louisville
5. Choice to Minnesota

- 6a. Brewster, Dennis, T. BYU (from Wash)
- 6b. McRae, Franklin, DT, Tennessee St.
7. Myer, Ron, QB, South Dakota St.
8. McFalls, Doug, DB, Georgia
9. Greenlee, Fritz, E. Arizona
10. Burnett, Bobby, HB, Arkansas
11. Owens, Terry, E. Jacksonville St.
12. Page, Wayne, DE, Clemson
13. Becker, Wayne, T. Montana
14. Buckner, Mike, DB, Northwestern
15. Kollman, Jim, G. Oregon
16. Senkbeil, Lynn, LB, Nebraska
17. Gentry, Curtis, DB, Maryland-E Shore
18. Kines, Charley, T. Michigan
19. Haberer, Roger, HB, Eastern Illinois
20. Sellers, Goldie, HB, Grambling

1967 (Mar 14)

1. Phillips, Loyd, DE, Arkansas
2. Jones, Bob, DB, San Diego St.
3. Lyle, Gary, HB, George Washington
- 4a. Dodd, Al, DB, Northwestern St. (LA)
- 4b. Greenlee, Tom, DB, Washington (from LA Rams)
5. Alford, Bruce, K. TCU
- 6a. Carter, Virgil, QB, BYU
- 6b. Knevald, Doug, G. West Texas St.
7. Truitt, John, E. Indiana St.
- 8a. Murphy, Roger, E. Northwestern
- 8b. Griffin, Jerry, LB, SMU
9. Cass, Greg, C. Washington
10. Choice to Washington
11. Mayo, Earl, HB, Morgan St.
12. Green, Bruce, E. Midland Lutheran
13. Carstens, Kaye, DB, Nebraska
14. Nesbitt, Lynn, G. Wake Forest
15. Oakes, Terry, DE, Cal St.-San Francisco
16. Rogers, Bill, DB, Weber St.
17. Myers, Jack, LB, Western St. (CO)

1968 (Jan 30-31)

1. Hull, Mike, RB, USC
2. Wallace, Bob, E. Texas-El Paso
- 3a. Hazelton, Major, DB, Florida A&M (from At)
- 3b. Choice to Dallas
4. Mass, Wayne, T. Clemson, 99
5. Bush, Alan, G. Mississippi (from LA Rams)
5. Turner, Cecil, FL, Cal Poly-SLO
6. Schmieding, Jim, C. Weber St.
7. Holman, Willie, DE, South Carolina St.
8. Bell, Wayne, RB, Lenior-Rhyne
9. Moore, Sam, T. Mississippi Valley St.
10. Davis, Fred, G. Doane
11. Coady, Rich, TE, Memphis St.
12. Valle, Emilio, LB, New Mexico
13. Deaton, Willie, FL, Prairie View A&M
14. Gargus, Harold, DT, New Mexico St.
15. Jaeger, Rich, C. Gustavus Adolphus
16. Murphy, Jim, K. Utah St.
17. Layton, Gene, DT, Colorado St.

1969 (Jan 28-29)

1. Mayes, Rufus, T. Ohio St.
2. Douglass, Bobby, QB, Kansas St.
3. Montgomery, Ross, RB, TCU
4. Redmond, Rudy, DB, Pacific
5. Winegardner, Jim, TE, Notre Dame
6. Nicholson, Bill, DE, Stanford
7. Copeland, Ron, FL, UCLA
8. Hubbell, Webb, G. Arkansas
9. Aluse, Joe, RB, Arizona
10. Pearson, Ron, TE/LB, Maryland
11. Campbell, Sam, DT, Iowa St.
12. Hale, Dave, DE, Ottawa
13. Quinn, Tom, DB, Notre Dame
14. Ehrig, Ronnie, DB, Texas
15. Coble, Bob, P. Kansas St.
16. Stydhar, Dave, G. Purdue
17. Long, Bob, SE, Texas A&M

1970 (Jan 27-28)

1. Choice to Green Bay
2. Choice to Dallas
3. FARMer, George, WR, UCLA

- 4a. Larson, Lynn, T. Kansas St.
- 4b. Brupbacher, Ross, LB, Texas A&M (from LA Rams)
5. Choice to New Orleans
- 6a. Cutburr, Bobby, QB, Oklahoma St.
- 6b. Church, Jeff, T. Florida St. (from St. L)
7. Choice to Philadelphia
8. Stephenson, Dana, DB, Nebraska
9. Cole, Linzy, WR, TCU
10. Holloway, Glen, G. N Texas St.
11. Rose, Ted, TE, N Michigan
12. Davis, Butch, DB, Missouri
13. Gunn, Jimmy, DB, USC
14. Morgan, Jim, WR, Henderson St.
15. Abrara, Phil, DB, Florida St.
16. Heiterbran, Bob, G. N Texas St.
17. Brunson, Joe, DT, Furman

1971 (Jan 28-29)

1. Moore, Joe, RB, Missouri
- 2a. Harrison, Jim, RB, Missouri (from NO)
- 2b. Ford, Charles, DB, Houston
- 3a. McGee, Tony, DE, Bishop
- 3b. Newton, Bob, T. Nebraska (from LA Rams)
4. Moore, Jerry, DB, Arkansas
5. Choice to San Francisco
6. Thomas, Earl, TE, Houston (from Buf)
- 7a. Lee, Buddy, QB, LSU
- 7b. Ferris, Dennis, RB, Pitt (from LA Rams)
8. Weiss, Karl, T. Vanderbilt
9. McClain, Lester, WR, Tennessee
10. Rowden, Larry, LB, Houston
11. Hardy, Cliff, DB, Michigan St.
12. Booras, Steve, DE, Mesa J.C.
13. Nicholas, Ed, T. N Carolina St.
14. Lewis, Willie, RB, Arizona
15. Maciejowski, Ron, QB, Ohio St.
16. Bailey, Sid, DE, Texas-Arlington
17. Garganes, Ray, LB, Millersville

1972 (Feb 1-2)

- 1a. Antoine, Lionel, T. So. Illinois (from NYG)
- 1b. Clemons, Craig, DB, Iowa
2. Choice to Philadelphia
3. Musso, Johnny, RB, Alabama
4. Choice to LA Rams
5. Parsons, Bob, TE, Penn St.
- 6a. Piferini, Bob, LB, UCLA (from Cin)
- 6b. Choice to Green Bay
- 7a. Fassel, Jim, QB, Long Beach St.
- 7b. Osborne, Jim, DT, Southern (from Dal.)
8. Wirtz, Ralph, WR, N Dakota St.
9. Horton, Larry, DE, Iowa
10. Turnbull, Jack, C. Oregon St.
11. Wimberly, Ed, DB, Jackson St.
12. Neill, Doug, RB, Texas A&M
13. Rood, Jay, T. S. Dakota-S'field
14. Brown, Bob, WR, Rice
15. Lawson, Roger, RB, W Michigan
16. McKinney, Bill, LB, West Texas St.
17. Dickinson, LeVerne, DB, Southern

1973 (Jan 30-31)

1. Chambers, Wally, DE, Eastern Kentucky
- 2a. Huff, Gary, QB, Florida St.
- 2b. Hrivnak, Gary, DT, Purdue (from Dal)
3. Choice to Detroit
4. Choice to Baltimore
- 5a. Ellis, Allan, DB, UCLA (from Phil)
- 5b. Choice to San Francisco
6. Creaney, Mike, C. Notre Dame
7. Choice to LA Rams
8. Graham, Conrad, DB, Tennessee
9. Deutsch, Mike, RB, N Dakota
10. Barry, Bill, WR, Mississippi
11. Seigler, Ed, K. Clemson
12. Griffin, Mike, G. Arkansas
13. Cieszkowski, John, RB, Notre Dame
14. Juenger, Dave, WR, Ohio U.
15. Rives, Don, LB, Texas Tech
16. Hart, Bill, C. Michigan
17. Roach, Larry, DB, Oklahoma



All-Time Bear Drafts

1974 (Jan 29-30)

- 1a. Bryant, Waymond, LB, Tennessee St.
- 1b. Gallagher, Dave, DL, Michigan (from Wash)
2. Choice to New England
- 3a. Wheeler, Wayne, WR, Alabama (from SD)
- 3b. Horton, Greg, G/T, Colorado
- 3c. Taylor, Cliff, RB, Memphis St. (from NE)
4. Choice to Pittsburgh
5. Choice to Philadelphia
6. Choice to Green Bay
7. Ettinger, Jack, WR, Arkansas
- 8a. Chadwick, Alan, QB, East Tenn St.
- 8b. Grandberry, Ken, RB, Washington (from NE)
9. Choice to Miami
10. Choice to Cleveland
11. Hodgins, Norm, DB, LSU
12. Sevy, Jeff, DT, California
13. Barnes, Joe, QB, Texas Tech
14. Vellano, Paul, DT, Maryland
15. Alexander, Oliver, TE, Grambling
16. Geist, Randy, DB, Colorado
17. Holland, Craig, QB, Texas-Arlington

1975 (Jan 28-29)

1. Payton, Walter, RB, Jackson St.
2. Hartenstine, Mike, DE, Penn St.
3. Choice to Baltimore
4. Livers, Virgil, DB, Kentucky
5. Choice to Washington
- 6a. Sorey, Revie, G, Illinois (from NO)
- 6b. Avelino, Bob, QB, Maryland
- 6c. Hicks, Tom, LB, Illinois (from LA Rams)
- 7a. Choice to Baltimore
- 7b. Douthitt, Earl, DB, Iowa (from Wash)
- 8a. Choice to Baltimore through Denver
- 8b. Harris, Joe, LB, Georgia Tech (from NE)
9. Stillwell, Roger, DT, Stanford
- 10a. Choice to Miami
- 10b. Julius, Mike, G, St. Thomas (MN) (from LA Rams)
11. Dean, Mike, K, Texas
12. Plank, Doug, DB, Ohio St.
13. McDaniel, Charles, RB, Louisiana Tech
14. Hartfield, Walter, RB, SW Texas St.
15. Marcantonio, Steve, WR, Miami (FL)
16. Beckman, Witt, WR, Miami (FL)
17. Harper, Roland, RB, Louisiana Tech

1976 (Apr 8-9)

- 1a. Lick, Dennis, T, Wisconsin (from GB)
- 1b. Choice to Detroit
2. Choice to Pittsburgh
- 3a. Baschnagel, Brian, WR, Ohio St. (from NE)
- 3b. Choice to Detroit
- 4a. Sciarra, John, DB, UCLA
- 4b. Rhodes, Wayne, DB, Alabama (from Det)
5. Choice to Baltimore
- 6a. Jiggetts, Dan, T, Harvard (from Clev)
- 6b. Choice forfeited
7. Muckenstrum, Jerry, LB, Arkansas St.
8. Choice to Oakland
9. Choice to Philadelphia
10. Choice to Washington
11. Andersen, Norm, WR, UCLA
12. O'Leary, John, RB, Nebraska
13. Kasowski, Dale, RB, N Dakota
14. Cuile, Ron, RB, Oregon St.
15. Meyers, Jerry, DT, N Illinois
16. Parker, Ronald, TE, TCU
17. Malham, Mike, LB, Arkansas St.

1977 (May 3-4)

1. Albrecht, Ted, T, California
2. Spivey, Mike, DB, Colorado
- 3a. Earl, Robin, RB, Washington (from NYG)
- 3b. Choice to Miami
4. Choice to Pittsburgh
5. Choice to Oakland
- 6a. Evans, Vince, QB, USC (from TB)
- 6b. Choice to Philadelphia
7. Butler, Gerald, WR, Nicholls St.
8. Choice to New York Jets
9. Buonamici, Nick, DT, Ohio St.
10. Breckner, Dennis, DE, Miami (FL)

11. Zelencik, Connie, C, Purdue
12. Irvin, Terry, DB, Jackson St.

1978 (May 2-3)

1. Choice to LA Rams
2. Choice to San Francisco
3. Shearer, Brad, DT, Texas
4. Choice to Kansas City
5. Choice to Cincinnati
- 6a. Skibinski, John, RB, Purdue (from KC)
- 6b. Jeremiah, Mekeli, DE, BYU
7. Jones, Herman, WR, Ohio St.
8. Freitas, George, TE, California
9. Martin, Mike, LB, Kentucky
10. Zambiasi, Ben, LB, Georgia
11. Underwood, Walt, DE, USC
12. Sibley, Lew, LB, LSU

1979 (May 3-4)

- 1a. Hampton, Dan, DT, Arkansas (from TB)
- 1b. Harris, Al, DE, Arizona St.
2. Watts, Ricky, WR, Tulsa
3. McClendon, Willie, RB, Georgia
4. Choice to Cincinnati
5. Choice to Dallas
6. Sullivan, John, LB, Illinois
7. Kunz, Lee, LB, Nebraska
8. Moss, Rick, DB, Purdue
9. Heavens, Jerome, RB, Notre Dame
10. Restic, Joe, DB, Notre Dame
11. Wright, Bob, T, Cincinnati
12. Becker, Dave, DB, Iowa

1980 (Apr 29-30)

1. Wilson, Otis, LB, Louisville
2. Suhey, Matt, RB, Penn St.
3. Choice to Dallas
4. Thompson, Arland, G, Baylor
5. Tabor, Paul, C, Oklahoma
6. Guess, Mike, DB, Ohio St.
7. Tolbert, Emanuel, WR, SMU
8. Clark, Randy, G, N Illinois
9. Schonert, Turk, DB, Stanford
10. Stephens, Willie, DB, Texas Tech
11. Judge, Chris, DB, TCU
12. Fisher, Robert, TE, SMU

1981 (Apr 28-29)

1. Van Horne, Keith, T, USC
- 2a. Singletary, Mike, LB, Baylor (from SF)
- 2b. Choice to San Francisco
3. Margerum, Ken, WR, Stanford
4. Bell, Todd, DB, Ohio St.
5. Choice to San Francisco
6. Henderson, Reuben, DB, San Diego St.
7. Fisher, Jeff, DB, USC
8. Zettek, Scott, DT, Notre Dame
9. Ditta, Frank, G, Baylor
10. Clifford, Tim, QB, Indiana
11. Johnson, Lonnie, RB, Indiana
12. Shupryt, Bob, LB, New Mexico

1982 (Apr 27-28)

1. McMahon, Jim, QB, BYU
2. Choice to Tampa Bay
3. Wrightman, Tim, TE, UCLA
4. Gentry, Dennis, RB, Baylor
- 5a. Hartnett, Perry, G, SMU
- 5b. Tabron, Dennis, DB, Duke (from SD)
6. Becker, Kurt, G, Michigan
7. Waechter, Henry, DT, Nebraska
8. Doerger, Jerry, T, Wisconsin
9. Hatchett, Mike, DB, Texas
10. Turner, Joe, DB, USC
11. Boliaux, Gary, DB, Wisconsin
12. Young, Ricky, LB, Oklahoma St.

1983 (Apr 26-27)

- 1a. Covert, Jim, T, Pittsburgh
- 1b. Gault, Willie, WR, Tennessee (from TB)
2. Richardson, Mike, DB, Arizona St.
3. Querson, Dave, DB, Notre Dame
- 4a. Thayer, Tom, C, Notre Dame
- 4b. Dunsmore, Pat, TE, Drake (from SD)
5. Choice to New England

6. Choice to Cleveland
7. Choice to Cleveland
- 8a. Dent, Richard, DE, Tennessee St.
- 8b. Bortz, Mark, DT, Iowa (from SD)
- 9a. Fada, Rob, G, Pittsburgh
- 9b. Zavagnin, Mark, LB, Notre Dame (from Clev)
10. Hutchison, Anthony, RB, Texas Tech
11. Worthy, Gary, RB, Wilmington
- 12a. Williams, Oliver, WR, Illinois (from SF)
- 12b. Choice to San Diego

1984 (May 1-2)

1. Marshall, Wilber, LB, Florida
2. Rivera, Ron, LB, California
3. Humphries, Stefan, G, Michigan
4. Andrews, Tom, G, Louisville
5. Choice to Washington
6. Choice to Dallas
7. Robertson, Nakita, RB, Cent. Ark
8. Anderson, Brad, WR, Arizona
- 9a. Choice to San Francisco
- 9b. Casale, Mark, QB, Montclair St. (from Clev)
- 10a. Vestman, Kurt, TE, Idaho
- 10b. Gayle, Shaun, DB, Ohio St. (from Clev)
- 11a. Choice to LA Rams
- 11b. Butkus, Mark, DT, Illinois (from Clev)
- 12a. Choice to Miami
- 12b. Jordan, Donald, RB, Houston (from Clev)

1985 (Apr 30 - May 1)

1. Perry, William, DT, Clemson
2. Phillips, Reggie, DB, SMU
3. Maness, James, WR, TCU
4. BUTLER, Kevin, K, Georgia
5. Choice to New York Jets
6. Choice to LA Rams
7. Bennett, Charles, DE, SW Louisiana
8. Buxton, Steve, T, Indiana St.
9. Sanders, Thomas, RB, Texas A&M
10. Coryatt, Pat, DT, Baylor
11. Morrissey, Jim, LB, Michigan St.
12. Choice to San Diego

1986 (Apr 29-30)

1. Anderson, Neal, RB, Florida
2. Jackson, Vestee, DB, Washington
3. Williams, David, WR, Illinois
4. Blair, Paul, T, Oklahoma St.
5. Barnes, Lew, WR, Oregon
6. Powell, Jeff, RB, Tennessee
7. Jones, Bruce, DB, N Alabama
8. Douglass, Maurice, DB, Kentucky
9. Teltschik, John, P, Texas
10. Hundley, Barton, DB, Kansas St.
11. Kozlowski, Glen, WR, BYU
12. Choice to San Diego

1987 (Apr 28-29)

1. Harbaugh, Jim, QB, Michigan
2. Morris, Ron, WR, SMU
3. Choice to Cleveland through LA Rams for Doug Flutie
- 4a. Smith, Sean, DE, Grambling (from LA Rams)
- 4b. Choice to LA Raiders
- 5a. Bryan, Steve, DE, Oklahoma (from Hou)
- 5b. Johnson, Will, LB/DE, NE Louisiana
- 6a. Adicks, John, C, Baylor (from LA Raiders)
- 6b. Choice to LA Rams
7. Harris, Archie, T, William & Mary
8. Migliazzo, Paul, LB, Oklahoma
9. Heimuli, Lakei, FB, BYU
10. Chapura, Dick, DT, Missouri
11. Jessie, Tim, RB, Auburn
12. Jeffries, Eric, DB, Texas

1988 (Apr 24-25)

- 1a. Muster, Brad, FB, Stanford
- 1b. Davis, Wendell, WR, LSU (from Wash. for Wilber Marshall)
2. Jones, Dante, LB, Oklahoma
3. Jarvis, Ralph, DE, Temple
4. Thornton, Jim, TE, Cal. St.-Fullerton
5. Johnson, Troy, LB, Oklahoma
6. Stinson, Lmuel, CB, Texas Tech
7. Rennie, Caesar, T, Oklahoma



All-Time Bear Drafts

- 8a. Tate, David, S. Colorado (from NE for Doug Flutie)
- 8b. Reed, Harvey, RB, Howard Univ.
9. Magee, Rogie, WR, LSU
10. Porter, Joel, T, Baylor
11. Forch, Steve, LB, Nebraska
12. Clark, Greg, LB, Arizona St.

1989 (Apr 23-24)

- 1a. WOOLFORD, Donnell, DB, Clemson (from LA Raiders for Willie Gault)
- 1b. ARMSTRONG, Trace, DE, Florida (from Wash. for Wilber Marshall)
- 1c. (To Miami for Dolphins' 2nd and 3rd-round picks)
- 2a. ROPER, John, LB, Texas A&M (from Miami for Bears' first-round pick)
- 2b. ZAWATSON, Dave, T, California
- 3a. FONTENOT, Jerry, C, Texas A&M (from Miami for Bears' first-round pick)
- 3b. Choice to Philadelphia
- 4a. PAUL, Markus, S, Syracuse (from LARaiders for Bears' fourth- & sixth-round picks)
- 4b. Choice to Washington through LA Raiders
- 5a. GREEN, Mark*, RB, Notre Dame
- 5b. GILBERT, Greg, LB, Alabama
6. Choice to LA Raid with Bears' fourth for Raiders' fourth.
- 7a. BROTHERS, Richard*, S, Arkansas
- 7b. SNYDER, Brent, QB, Utah St.
- 8a. WOODS, Tony*, DT, Oklahoma
- 8b. DYKO, Chris, T, Washington St.
- 9a. HARPER, LaSalle*, LB, Arkansas
- 9b. SANDERS, Byron, RB, Northwestern
- 10a. MILLIKAN, Todd*, TE, Nebraska
- 10b. SIMPSON, John, WR, Baylor
- 11a. NELMS, Joe*, DT, California
- 11b. STREETER, George, S, Notre Dame
- 12a. WEYGAND, Freddy*, WR, Auburn
- 12b. PHILLIPS, Anthony, G, Oklahoma
- * from Phil. for Bears' third-round pick

1990 (Apr 22-23)

1. CARRIER, Mark, S, USC
- 2a. WASHINGTON, Fred, DT, TCU
- 2b. COX, Ron, LB, Fresno St. (from SD in McMahon trade)
- 3a. RYAN, Tim, DT, USC
- 3b. WILLIS, Peter Tom, QB, Florida St. (from Raiders in Willie Gault trade)
4. MOSS, Tony, WR, LSU
5. CHAFFEY, Pat, FB, Oregon St.
6. MANGUM, John, QB, Alabama
- 7a. Choice to LA Raiders
- 7b. ANDERSON, Bill, C, Iowa (from Raiders for Bears' seventh-round pick)
8. ROUSE, James, RB, Arkansas
9. BAILEY, Johnny, RB, Texas A & M
10. PRICE, Terry, DT, Texas A & M
- 11a. WHITE, Brent, DE, Michigan
- 11b. MATUSZ, Roman, T, Pittsburgh (from Raiders for Bears' seventh-round pick)
12. COONEY, Anthony, DB, Arkansas

1991 (Apr 21-22)

1. THOMAS, Stan, T, Texas
2. ZORICH, Chris, DT, Notre Dame
3. GARDOCKI, Chris, P/K, Clemson
4. JOHNSON, Joe, CB, NC State
5. MORGAN, Anthony, WR, Tennessee
6. LEWIS, Darren, RB, Texas A & M
7. JUSTIN, Paul, QB, Arizona State
8. HORTON, Larry, DB, Texas A & M
9. STONEBREAKER, Michael, LB, Notre Dame
10. BACKES, Tom, DE, Oklahoma
11. LONG, Stacy, G, Clemson
12. COOK, John, DT, Washington

1992 (Apr 26-27)

1. SPELLMAN, Alonzo, DT, Ohio State
2. AUZENNE, Troy, T, California
3. LINCOLN, Jeremy, CB, Tennessee
4. FURRER, Will, QB, Virginia Tech
5. HARRISON, Todd, TE, N. Carolina State
6. BERRY, Mark, DB, Texas
7. BROWN III, John, WR, Houston
8. (Traded to NYJ on 8/18/91 for Ron Mattes)
9. JURKOVIC, Mirko, G, Notre Dame
10. FISHER, Nikki, FB, Virginia

11. AGE, Louis, T, SW Louisiana
12. WILSON, Chris, LB, Oklahoma

1993 (Apr 25-26)

1. CONWAY, Curtis, WR/KR, USC
2. SIMPSON, Carl, DT, Florida State
3. GEDNEY, Chris, TE, Syracuse
- 4a. Choice to Indianapolis
- 4b. PERRY, Todd, G, Kentucky (from Clev. in Jay Hilgenberg trade)
- 4c. BAKER, Myron, LB, Louisiana Tech (from Ind. with 6th-round for Bears' 4th-round)
- 4d. FONTENOT, AL, DE, Baylor (from GB for Bears' 5th, and 6th from Ind.)
5. (Traded with 6th-round pick to GB for 4th-round)
6. HOFFMANN, Dave, MLB, Washington
7. JOHNSON, Keshon, CB, Arizona
8. (To Seattle for restricted free agent Joe Cain)

1994 (Apr 24-25)

1. THIERRY, John, DE, Alcorn State
2. SPEARS, Marcus, T, Northwestern State (LA)
3. FLANIGAN, Jim, DT, Notre Dame
4. HARRIS, Raymont, FB, Ohio State
5. (from Dallas on 8/17/93 with V. Smith and Minter for Roper, Blackwell, and Paul; traded to Pittsburgh 10/19/93 for Tim Worley)
6. HILL, Lloyd, WR, Texas Tech
7. COLLIER, Dennis, S, Colorado

1995 (Apr 22-23)

1. SALAAM, Rashaan, RB, Colorado
2. RILEY, Pat, DL, Miami (FL)
- 2b. SAUERBRUN, Todd, P/K, West Virginia (from Dolphins on 4/4/95 for Trace Armstrong)
- 3a. HARRIS, Sean, LB, Arizona
- 3b. PILGRIM, Evan, G, BYU (from Dolphins for Trace Armstrong)
4. JACKSON, Jack, WR, Florida
5. (To Pittsburgh on 4/29/94 in exchange for Jeff Graham)
- 6a. GALES, Kenny, CB, Wisconsin
- 6b. REEVES, Carl, DE, NC State (from Dallas with V. Smith and Minter for Roper, Blackwell, and Paul)
7. COX, Jamal, LB, Georgia Tech

1996 (Apr 20-21)

1. HARRIS, Walt, CB, Mississippi State (Bears swapped first-round picks with St. Louis — 18th for 13th overall — and gave Rams 3rd- & 6th-rounders)
2. ENGRAM, Bobby, WR, Penn State
3. (Traded to STL with Bears' first- and sixth-round picks)
4. GRASMANIS, Paul, DT, Notre Dame
5. VILLARRIAL, Chris, C/G, Indiana (PA)
- 6a. CLARK, Jon, T Temple
- 6b. (Traded to STL with Bears' first- and third-round picks — Bears originally got pick from Dal. in Jim Schwartz trade 8-28-94)
- 7a. KEYES, Marcus, DT, North Alabama
- 7b. HICKS, Michael, RB, South Carolina State (Compensatory pick)

1997 (Apr 19-20)

1. (To Seattle for QB Rick Mirer and 1997 4th round pick)
2. ALLRED, John, TE, USC (from St. Louis for 1997 2nd and 6th rd. picks)
3. SAPP, Bob, G, Washington
- 4a. AUTRY, Darnell, RB, Northwestern (from Seattle in Mirer trade)
- 4b. ROBINSON, Marcus, WR, South Carolina
5. HILES, Van, S, Kentucky
- 6a. (To St. Louis in 1997 2nd round pick swap)
- 6b. SWAYDA, Shawn, DE, Arizona State (Compensatory pick)
- 6c. PARKER, Ricky, S, San Diego State (Compensatory pick)
- 6d. HOGANS, Richard, LB, Memphis (Compensatory pick)
- 7a. MIANO, Mike, DT, Southwest Missouri State
- 7b. THOMAS, Marvin, DE, Memphis (Compensatory pick)

1998 (Apr 18-19)

1. ENIS, Curtis, RB, Penn State
2. PARRISH, Tony, S, Washington
3. KREUTZ, Olin, C-G, Washington
4. MAYES, Alonzo, TE, Oklahoma State
5. (Pick traded to Kansas City for WR Chris Penn)
- 6a. DRAFT, Chris, LB, Stanford
- 6b. MANNELLY, Patrick, T, Duke (Compensatory pick)
- 7a. (Pick traded to Jacksonville for OL Jimmy Herndon)
- 7b. OVERHAUSER, Chad, G, UCLA (Pick from SF for LB Anthony Peterson)
- 7c. MORENO, Moses, QB, Colorado State (Compensatory pick)



Jersey Numbers

This is a list of the jersey numbers and the players who wore them in the regular season (not pre-season or training camp). The Bears are trying to update this to represent the years they wore the number (as opposed to the years they played with the Bears). If you have information, please write to: Bears PR, 1000 Football Drive, Lake Forest, IL 60045. Special thanks to Dallas Himm and Bob Wolf who helped compile this list.

1

Jim Conzelman (1920)
Jake Lanum (1920-24)
Oscar Johnson (1924)
Paddy Driscoll (1926-29)
Lee Artoe (1945)
Jeff Jaeger (1996-___)

2

Ed Sternaman (1920-27)
Joe Lefleur (1922-25)
Ralph King (1925)
Link Lyman (1926-1934)
Dick Nesbitt (1930-33)
Bill Pollock (1935-36)
Gary Famiglietti (1938-45)
Doug Flutie (1986)
Will Furrer (1992)

3

Robert Koehler (1920-21)
Clifford Ashburn (1930)
Bronko Nagurski (1930-43)
Albert Johnson (1938)
Lewis Hamity (1941)
Dante Magnani (1943, 46, 49)
Jim Fordham (1944-45)
Eddie Allen (1947)
Wally Dryer (1949)

RETIRED FOR NAGURSKI

4

Pard Pearce (1920-22)
Johnny Bryan (1922-25)
Joe Sternaman (1922-29)
Keith Molesworth (1931-38)
Reino Nori (1938)
Henry Clarke (1940-43)
Dante Magnani (1943; 1946; 1949)
F. Maznicki (1942)
Tip Mooney (1944-46)
Nick Sacrinty (1947)
John Roveto (1982)
Steve Fuller (1984-86)
Jim Harbaugh (1987-93)
Steve Walsh (1994-95)

5

Charley Dressen (1920)
Ken Huffine (1921)
Carl Hanke (1922)
George Bolan (1921-24)
Laurie Walquist (1922-31)
Bill Buckler (1926-31)

George Corbett (1932-38)
Anton Stolfa (1939)
Robert MacLeod (1939-40)
George McAfee (1940-50)
Billy Stone (1951-54)

RETIRED FOR McAfee

6

Sid Gepford (1920)
Jim Kendricks (1924)
Hec Garvey (1922-25)
Bill Senn (1926-31)
Bernie Leahy (1932)
Gene Ronzani (1933-40)
John Siegal (1939-43)
Don Kindt (1947-56)
Hans Nielsen (1981)
Kevin Butler (1985-95)

7

George Halas (1920-29)
Joseph Lintzenich (1930-31)
John Sisk (1932-36)
Ernest Rentner (1936-37)
John Oelerich (1938)
Edgar Manske (1938-40)
Bill Geyer (1942)
Ed Sprinkle (1944-55)
John Huarte (1972)
Bob Avellini (1975-84)

RETIRED FOR HALAS

8

Leo Johnson (1920)
Pete Stinchcomb (1921-22)
Johnny Bryan (1922-25)
Roy White (1923-27)
Carl Brumbaugh (1930-37)
Al Moore (1932)
George Grosvenor (1935-36)
Charles Heileman (1939)
Hugh Gallarneau (1941-45)
Dante Magnani (1943; 1946; 1949)
Bill Glenn (1944-45)
James Canady (1948-49)
Vince Evans (1977-83)
Maury Buford (1985-89)
Mike Hohensee (1987)
Carlos Huerta (1996)

9

Johnny Bryan (1922-25)
Roy White (1923-27)
Clifford Lemon (1926)
Walter Holmer (1929-30)
Paul Franklin (1930-34)
John Bettridge (1937)
Ray Buivid (1937-38)
Bill Osmanski (1939-45)
Dick Flanagan (1948-49)
Bob Williams (1951-53)
William Wade (1961-66)
John Roveto (1981)
Jim McMahon (1982-88)
Shane Matthews (1993-96)

10

Burt Ingwersen (1920-21)
Gus Fetz (1923)
Oscar Johnson (1924)
Milton Romney (1925-29)
Leland Elmes (1929)
Leo Jensvold (1931)
Jack Manders (1933-40)
Arthur Buss (1934-35)
John Petty (1942)
Noah Mullins (1946-49)
Al Campana (1950-53)
Tom O'Connell (1953)
Rudy Bukich (1963-68)
Bobby Douglass (1969-76)
John Duvic (1987)
Peter Tom Willis (1990-93)
Anthony Brooks (1993-94)
Mark Butterfield (1996)

11

Andy Feichtinger (1920-21)
Oscar Knop (1923-28)
Leland Elmes (1929)
Lennon Blackman (1930)
Link Lyman (1926-34)
Harold Ely (1932)
John Doebling (1932-37)
Clifford Hansen (1933)
Arthur Buss (1934-35)
Joe Maniaci (1938-42)
Frank Morris (1942)
Bill Geyer (1943, 46)
Russ Reader (1947)
Fred Evans (1948)
Julie Rykovich (1949-51)
Jim Haluska (1956)
Jack Concannon (1967-71)
Virgil Carter (1968-71)
Greg Landry (1984)
Kevin Brown (1987)

12

Jerry Jones (1920-21)
Lou Usher (1920)
Abe Yourist (1923)
Link Lyman (1926-34)
John Ryan (1929)
Frank Sullivan (1935-39)
Anton Stolfa (1939)
Harold Lahar (1941-43)
Jim Benton (1943)
Abe Croft (1944-45)
Walter Lamb (1946)
Steve Romanik (1950-53)
Zeke Bratkowski (1954-59)
Dick Norman (1961-62)
Larry Rakestraw (1964-67)
Rusty Lisch (1984)
Steve Bradley (1987)
Erik Kramer (1994-___)

13

Guy Chamberlin (1920-21)
George Traffon (1920-32)
Joe Stydahar (1936-46)
Monte Merkel (1942-43)



Jersey Numbers

Jake Sweeney (1944)
Frank Ramsey (1945)
Bob Snyder (1945)
Thurman Garrett (1947-48)
Jack Dugger (1949)
Rick Mirer (1997-___)

14

Kile MacWherter (1920)
JR Taylor (1921-22)
Fred Larson (1922)
Link Lyman (1926-34)
Harold Cunningham (1929)
Frank Don Pauley (1930)
Lloyd Burdick (1931-32)
Fred Crawford (1934-35)
Dick Plasman (1937-41; 44)
Chuck Drulis (1942)
George Zorich (1944-46)
Ed Cifers (1947-48)
Wayne Hansen (1950-59)
Willie Thrower (1953)
Ken Gorgal (1955-56)
Rudy Bukich (1958-59, 62)
Buddy Lee (1971)
Ben Bennett (1988)

15

Jim Conzelman (1920)
Walter Veach (1920)
Harry Englund (1920-23)
Pat Flaherty (1923)
Verne Mullen (1923-25)
Bill Fleckenstein (1925-30)
William Buckler (1926-31)
Henry Hammond (1937)
Al Matuza (1941-45)
Forest Masterson (1945)
Mike Holovak (1947-48)
Curley Morrison (1950-53)
Ed Brown (1954-61)
Virgil Carter (1968-71)
Mirro Roder (1973-74)
Mike Phipps (1977-81)
Dave Finzer (1984)
Bryan Wagner (1987-88)

16

Randolph Young (1920)
Russell Smith (1921-23)
Ed Healey (1922-27)
William Buckler (1926-31)
John Polisky (1929)

Henry Anderson (1931)
Charles Braidwood (1932)
Harry Richman (1929)
Bronko Nagurski (1930-39)
George Musso (1933-44)
Milt Vucinich (1945)
Rudy Mucha (1945-46)
Hank Norberg (1948)
George Blanda (1949-58)
Ed Cody (1949-51)
Kent Nix (1970-71)
Bob Thomas (1975-84)
Tim Lashar (1987)
Todd Sauerbrun (1995-___)

17

Ross Petty (1920)
Ralph Scott (1921-25)
Fred Larson (1922)
Elmer Wynne (1928)
George Lyon (1929)
Everett Nelson (1929)
Milton Frump (1930)
Jim Pederson (1932)
Joe Zeller (1938)
Bob Snyder (1939-43)
Pete Gudauskas (1943-44)
Richie Petitbon (1959-68)
Cliff Hardy (1971)
Ike Hill (1973-74)
Tom Barnhardt (1987)
Sean Payton (1987)
Quintin Smith (1990)
Chris Gardocki (1992-94)
Dave Krieg (1996)

18

JL Shank (1920)
Heartley Anderson (1922-27)
Ed Anderson (1923)
Richard Murry (1924)
Don Murry (1924-31)
Edward Michaels (1935)
Jim Mooney (1935)
Joe Stydhar (1936-46)
Edgar Manske (1937)
Alec Shellog (1939)
Adolph Kissell (1942)
Joe Osmani (1946-49)
Fred Negus (1950)
Ron Knox (1957)
Jerry Moore (1971-72)
Mike Tomczak (1985-90)

Steve Stenstrom (1995-___)

19

Chester May (1920)
Walter "Red" May (1920)
George Bolan (1921-24)
Frank Hanny (1922-26)
Earl Evans (1926-29)
Lemon Blackmon (1930)
Eugene Smith (1930)
Charles Tackwell (1931-33)
Dick Stahlman (1933)
Ed Kawal (1931-36)
Lou Gordon (1938)
John Siegal (1939-43)
Phil Martinovich (1940)
Bill Hempel (1942)
Nick Kerasiotis (1942-44)
Dominic Siggio (1943-44)
Peter Perez (1945)
Don Perkins (1945-46)
Harper Davis (1950)
Gary Huff (1973-76)
Rory Stachowicz (1983)

20

Jack Mintun (1921-22)
Paddy Driscoll (1926-29)
Ted Drews (1928)
Zack Carlson (1929-36)
Fred Dreher (1938)
Bob Nowaskey (1940-42)
James Logan (1942-43)
Fred Munde (1943-45)
Jim Keane (1946-51)
Ray Gene Smith (1954-47)
Pete Johnson (1959)
Justin Rowland (1960)
Bobby Jackson (1961)
Joe Taylor (1967-74)
Mike Adamle (1975-76)
Reuben Henderson (1981-82)
Kevin Potter (1983-84)
Thomas Sanders (1985-89)
Mark Carrier (1990-96)
Corey Dowden (1997)

21

Hugh Blacklock (1920-25)
Verne Mullen (1923-25)
Dick Sturtridge (1928-29)
Daniel McMullen (1930-31)
Paul Engebretsen (1932)

RETIRED NUMBERS

The Bears have retired 13 jersey numbers, most in the NFL and tied with baseball's New York Yankees. Both clubs are short of the NBA's Boston Celtics' 20 retired numbers.

3 Bronko Nagurski, RB-T
5 George McAfee, RB
7 George Halas, E
28 Willie Galimore, RB
34 Walter Payton, RB
40 Gale Sayers, RB
41 Brian Piccolo, RB

42 Sid Luckman, QB
51 Dick Butkus, LB
56 Bill Hewitt, E
61 Bill George, LB
66 Clyde "Bulldog" Turner, C
77 Harold "Red" Grange, RB



Jersey Numbers

Wayland Becker (1934)
Dan Fortmann (1936-43)
Chuck Drulis (1945-50)
Bunny Figner (1953)
Ron Drzewiecki (1955-56)
Perry Jeter (1956-57)
John Arnett (1964-66)
Cecil Turner (1968-73)
Dave Gagnon (1974)
Nemiah Wilson (1975)
Leslie Frazier (1981-85)
Eddie Phillips (1987)
Donnell Woolford (1989-1996)
Darnell Autry (1997-___)

22

Roy Adkins (1920-21)
Jim McMillen (1924-29)
Paul Schuette (1930-32)
William Karr (1933-38)
Saul Sherman (1939-40)
Norm Standlee (1941)
Lloyd Reese (1946)
Ed Ecker (1947)
Bobby Layne (1948)
George Blanda (1949-58)
SJ Whitman (1953-54)
Jesse Castete (1956)
Billy Martin (1962-64)
Bill Martin (1964-65)
Charley Brown (1966-67)
Ross Montgomery (1969-70)
Cyril Pinder (1971)
Clifton Taylor (1974)
Johnny Musso (1975-77)
Dave Williams (1979-81)
Dave Duerson (1983-88)
Johnny Bailey (1990-91)
Robert Green (1993-96)
Ronnie Harmon (1997)

23

Guy Chamberlain (1920-21)
Roy White (1923-27)
Ernie Vick (1925-27)
Ralph Maillard (1929)
Lyle Drury (1930-31)
Gilbert Bergerson (1932-33)
Victor Zizak (1934)
Ted Rosequist (1934-36)
Verne Oech (1936)
Ernest Renter (1936-37)
Aldo Forte (1939-42)
Connie Berry (1942-46)
Washington Serini (1948-51)
Jerry Shipkey (1953)
Dave Whitsell (1961-66)
Al Dodd (1967)
Clarence Childs (1958)
Lee Calland (1969)
Dick Daniels (1969-70)
Joe Barnes (1974)
Len Walterscheid (1977-82)
Shaun Gayle (1984-94)
Marty Carter (1995-___)

24

Lennie High (1920)
Heartley Anderson (1922-27)
Chuck Kassel (1927)
Reginald Russell (1928)
Luke Johnsos (1929-37)
Frank Bausch (1937-40)
Billy Hughes (1940-41)
Fred Davis (1946-51)
Erich Barnes (1958-60)
Roosevelt Taylor (1961-68)
Don Shy (1970-72)
Willie Roberts (1973)
Virgil Livers (1975-79)
Jeff Fisher (1981-84)
Vestee Jackson (1986-89)
Eric Jefferies (1987)
Richard Fain (1992)
Kevin Miniefield (1993-96)
Terry Cousin (1997-___)

25

Garland Grange (1929-31)
Walter Kiesling (1934)
Forrest McPherson (1935)
Ray Nolting (1936-43)
Jackie Hunt (1945)
Mike Jarmoluk (1946-47)
Ed Macon (1952-54)
JC Caroline (1956-65)
Linzy Cole (1970)
Ron Shanklin (1975-76)
Art Best (1977-78)
Lonnie Perrin (1979)
Todd Bell (1981-86)
Brad Muster (1988-92)
Keshon Johnson (1993-94)
Anthony Johnson (1995)
Pat Eilers (1995)
Chris Martin (1996)
Tom Carter (1997-___)

26

Jim Kendricks (1924)
Harold Erickson (1925)
John Mohardt (1925)
Henry Vick (1925-27)
Bert Pearson (1929-34)
Milford Miller (1932)
Kay Bell (1937)
Charles Apolskis (1938-39)
Al Baisi (1940-42)
Al Hoptowitz (1941-45)
Joe Abbey (1948-49)
Richard Barwegen (1950-52)
Charles Sumner (1955-58)
Bennie McRae (1962-70)
Carl Garrett (1973-74)
Matt Suhey (1980-89)
John Mangum (1990-___)

27

James Crawford (1925)
Walter Voss (1927-28)
Harvey Long (1929)
John Polisky (1929)
Ed Kawal (1931-36)

Alvin Culver (1932)
John Doebling (1932-37)
Milt Trost (1935-39)
Joe Mihal (1940-41)
Edgar Jones (1945)
Owen Goodnight (1946)
John Sisk, Jr. (1964)
Randy Montgomery (1974)
Bob Grim (1975)
Mike Richardson (1983-88)
Brian Taylor (1989)
Lewis Tillman (1994-95)
Walt Harris (1996-___)

28

Ed Garvey (1925)
Aldous Haddon (1928)
Larry Steinbach (1930-31)
Fritz Fabel (1935)
Robert Allman (1936)
Gust Zarnas (1938)
Chet Chesney (1939-40)
Bob Steuber (1942-43)
Lloyd Lowe (1953-54)
Willie Galimore (1957-63)
RETIRED FOR GALIMORE

29

Bill McElwain (1925)
John Wallace (1928)
Joe Kopcha (1929-33)
Gus Mastrogany (1931)
Russ Thompson (1936-39)
Ed Kolman (1940-44)
Douglas McEnulty (1943-44)
Glenn Burgeis (1945)
John Hoffman (1949-56)
McNeil Moore (1954-56)
Glen Shaw (1960)
Ronnie Bull (1962-70)
Bob Jeter (1971-72)
Mike Morgan (1978)
Vaughn Lusby (1980)
Dennis Gentry (1982-92)
Raymont Harris (1994-97)

30

Gerald Seiberling (1932)
Bob Dunlap (1935)
George Wilson (1937-46)
Allen H. Smith (1947-48)
Herb Falkenberg (1952)
Bobby Jack Floyd (1953)
Chick Jagade (1954-55)
Jimmy Gunn (1970-75)
John Skibinski (1978-81)
Jack Cameron (1984)
George Duarte (1987)
George Streeter (1989)
James Rouse (1990-91)
Tony Carter (1994-97)

31

Dick Schweidler (1938-41)
Len Akin (1942)
Paul Padmajersky (1944)
Stuart Clarkson (1946-50)



Jersey Numbers

Emerson Cole (1952)
Joe Fortunato (1955-66)
Ross Brupbacher (1970-73)
Bill Knox (1974-76)
Anthony Hutchison (1983-84)
Thomas Sanders (1985-89)
Ken Taylor (1984)
Eric Jefferies (1987)
Bruce McCray (1987)
Greg Lasker (1988)
Mark Green (1989-92)
Rashaan Salaam (1995-97)

32

Art Buck (1941)
Al Grygo (1944-45)
Allen Smith (1947-48)
Johnny Lujack (1948-51)
Leon Campbell (1952-54)
Lionel Taylor (1959)
Ralph Kurek (1965-70)
Charlie Ford (1971-73)
Chris Brewer (1987)
Garland Rivers (1987)
Lemuel Stinson (1988-92)
Dwayne Joseph (1995-96)
Ricky Bell (1997)

33

Denny Meyers (1931)
Herb Joesting (1931-32)
Bernie Masterson (1934-40)
Ray Nolting (1936-43)
George McAfee (1940-50)
Frank Martin (1941)
Johnny Long (1944-45)
Bill Johnson (1946-47)
Jack Karwales (1946-47)
Allen Lawler (1948)
Bob Perina (1949-50)
Wizzer White (1951-52)
Jerry Shipkey (1953)
Larry Morris (1959-65)
Mike Hull (1968-70)
Jim Grabowski (1971)
Gary Kosins (1972-74)
Ted Vactor (1975)
Jack Deloplaine (1979)
Calvin Thomas (1982-87)
Lars Tate (1990)
Darren Lewis (1991-92)
Merril Hoge (1994)
Tyronne Hughes (1997)

34

Jack Torrance (1939-40)
John Federovich (1941-42)
John Dottley (1951-53)
Joe Marconi (1962-66)
Tim Casey (1969)
Bill Tucker (1971)
Norm Hodgins (1974)
Walter Payton (1975-87)

RETIRED FOR PAYTON

35

Dick Bassi (1938-39)
Lee Artoe (1940-43)
Bill Steinkemper (1942-43)
Fred Hartman (1947)
Paul Stenn (1948-51)
Rick Casares (1955-64)
Jim Harrison (1971-74)
Roland Harper (1975-82)
Mike Hintz (1987)
Neal Anderson (1986-93)
James Burton (1994-97)

36

Stuart Clarkson (1942)
Bill Steinkemper (1942-43)
Fred Mondee (1943)
John Morton (1945)
Tom Farris (1946-47)
Bill DeCorrevont (1948-49)
Merrill Douglas (1958-60)
James Smith (1961)
Ron Copeland (1969)
Roger Lawson (1972-73)
Perry Williams (1974)
Tom Donchez (1975)
Larry Schreiber (1976)
Wentford Gaines (1978-80)
Maurice Douglas (1986-1994)
Frank Harris (1987)
Markus Paul (1989-93)
Anthony Marshall (1994-97)

37

Edward Aspatore (1934)
Young Bussey (1940-41)
James Logan (1942-43)
Bernie Digris (1943)
Bob Steuber (1943)
Bob Masters (1943-44)
Edgar Jones (1945)
Charles Mitchell (1945)
Broughton Williams (1947)
John O'Quinn (1960-61)
George Youngblood (1969)
Rich Coady (1970-74)
Cid Edwards (1975)
Conrad Graham (1973)
Willie McClendon (1979-82)
Darryl Clark (1987)
Maurice Douglass (1986-94)
Pat Eilers (1995)
Keshon Johnson (1995)

38

Roger Ashmore (1927)
Sam Francis (1937-38)
Charles Apolskis (1938-39)
Bill Milner (1947-49)
Ed Bradley (1950-51)
William Brown (1961)
Ray Ogden (1969-71)
Dave Juenger (1973)
Lakei Heimuli (1987)
John Hardy (1991)
Tim Worley (1993-94)
Mike Dulaney (1995-97)

39

George Gulyanics (1947-52)
Pete Perini (1953-54)
JD Smith (1956)
Ralph Anderson (1958)
John Adams (1959-62)
Phil Clark (1970)
Reggie Sanderson (1973)
Robin Earl (1977-82)
Al Wolden (1987)
Curtis Stewart (1988)
Jeremy Lincoln (1992-95)

40

Al Campana (1950-53)
Frank Dempsey (1950-53)
Stan Wallace (1954-57)
Don Mullins (1961-62)
Gale Sayers (1965-71)
Steve Trimble (1987)

RETIRED FOR SAYERS

41

John Schiechl (1945-46)
Jack Matheson (1947)
Alf Bauman (1948-50)
Babe Dimancheff (1952)
Harland Carl (1956)
Brian Piccolo (1966-69)

RETIRED FOR PICCOLO

42

Sid Luckman (1939-50)

RETIRED FOR LUCKMAN

43

Jim Dooley (1952-60)
Larry Glueck (1963-65)
Bob Jones (1967)
George Farmer (1970-75)
Earl Douthitt (1975)
Craig Clemons (1972-77)
Mike Ulmer (1980)
Walt Williams (1982-83)
Lorenzo Lynch (1987-90)
Dennis Lundy (1995)

44

Paul Goebel (1925)
Earl Evans (1926-29)
Ray Richards (1933-36)
Bob Margarita (1944-46)
Frank Minini (1947-49)
Frank Szymanski (1949)
WD Garrett (1950)
Gary Lyle (1968-74)
Terry Schmidt (1976-84)
Mike Stoops (1987)
Todd Krumm (1988)
Bob Christian (1992-94)
Michael Hicks (1996-97)

45

Walt Stickle (1946-49)
Gerald Weatherly (1950-52)
Billy Stone (1951-54)
Bobby Watkins (1955-57)



Jersey Numbers

Rocky Ryan (1958)
Don Bishop (1959)
Dick Gordon (1965-71)
Gary Fencik (1976-87)
Craig Heyward (1993)
Tony Stargell (1997)

46

Al Babartsky (1943-45)
Chuck Hunsinger (1950-52)
William Anderson (1953-54)
Don Bingham (1956)
Jesse Whittenton (1589)
Angelo Coia (1960-63)
Curtiss Gentry (1966-68)
Craig Baynham (1970)
Matt Maslowski (1972)
Pete Van Valkenburg (1974)
Doug Plank (1975-82)
Anthony Mosley (1987)
Mickey Pruitt (1988-90)
John Ivlow (1993)
Marlon Forbes (1996-___)

47

Ted Rosequist (1934-36)
Bill Conkright (1937-38)
Rex Proctor (1953)
Johnny Morris (1958-67)
John Davis (1970)
Ken Grandberry (1974)
Mike Spivey (1977-79)
Jonathan Hoke (1980)
Egypt Allen (1987)
Anthony Blaylock (1993)

48

Beattie Feathers (1934-37)
Bob Swisher (1938-41)
Charles O'Rourke (1942)
Joe Vodicka (1943-45)
Howie Livingston (1953)
Harry Hugasian (1955)
Vic Zucco (1957-59)
Tommy Neck (1962-63)
Andy Livingston (1964-65)
Ron Smith (1965-70)
Allen Ellis (1973-79)
Reggie Phillips (1985-87)
Clifton Abraham (1996)
Van Hiles (1997-___)

49

James Lesane (1952-53)
Henry Mosley (1955)
Jack Johnson (1957-59)
Charles Bivins (1960-66)
Major Hazelton (1968-69)
David Tate (1968-71)
Joe Moore (1971-72)
Dave Becker (1980)
Donald Jordan (1984)
Pete Ranford (1987)
Tremayne Allen (1997)

50

Gerald Weatherly (1950-54)

John Danmore (1957-58)
Mike Pyle (1961-69)
Bob Hyland (1970)
Gene Hamlin (1971)
Waymond Bryant (1974-78)
Chris Devlin (1978)
Mark Merrill (1979)
Mike Singletary (1981-92)

51

Wayne Hansen (1950-58)
Ken Kavanaugh (1940-47)
Clinton Wager (1942-43)
Rudy Smeja (1944-45)
Dick Butkus (1965-73)
Mel Rogers (1977)
Doug Becker (1978)
Bruce Herron (1978-82)
Kelvin Atkins (1983)
Jim Morrissey (1985-93)
Mark Rodenhauser (1987)
RETIRED FOR BUTKUS

52

Rich Coady (1970-74)
John Babinecz (1975)
Dan Neal (1975-84)
Cliff Thrift (1985)
Larry Rubens (1986)
Len Seward (1987)
Mark Rodenhauser (1987-88)
Mickey Pruitt (1988-91)
Darwin Ireland (1995)
Robert Bass (1995)
Bryan Cox (1996-97)

53

Pat Preston (1946-49)
Bill Wightkin (1950-57)
Billy Autrey (1953)
Ken Kirk (1960)
James Purnell (1964-69)
Dave Martin (1969)
Larry Rowden (1971)
Gail Clark (1973)
Dan Peiffer (1975-77)
Tommy Hart (1978-79)
Paul Tabor (1980-82)
Dan Rains (1982-86)
Larry Rubens (1986)
Brent Johnson (1987)
Danté Jones (1988-94)
Michael Lowery (1996-___)

54

Joe Savoldi (1930)
Jesse Hibbs (1931)
Dick Klawitter (1956-57)
Charles Howley (1958-59)
Roger LeClerc (1960-66)
Bill McKinney (1972)
Adrian Young (1973)
Larry Ely (1975)
Tom Hicks (1976-80)
Brian Cabral (1981-84)
Doug Rothschild (1987)
John Adicks (1987-88)

Roland Harper (1989)
Greg Briggs (1996)
Ron Cox (1990-95, 1997)

55

Bob Fenimore (1947)
Fred Venturelli (1948)
JR Boone (1948-51)
Robert Moser (1951-54)
Larry Strickland (1954-59)
Doug Buffone (1966-79)
Otis Wilson (1980-87)
John Roper (1989-92)
Vinson Smith (1993-96)
Sean Harris (1997-___)

56

Bill Hewitt (1932-36)
RETIRED FOR HEWITT

57

Billy Patterson (1939)
Ray McLean (1940-47)
JR Boone (1948-51)
Rich Leeuwenberg (1965)
Dan Pride (1968-69)
Don Rives (1973-78)
Lee Kunz (1979-81)
Al Chesley (1982)
Bruce Huther (1982)
David Simmons (1983)
Tom Thayer (1985-92)
Eldridge Milton (1987)
Sean Harris (1995-96)
Anthony Peterson (1997)

58

Ed Neal (1951)
John Kreamecheck (1953-55)
Bob Konovsky (1960)
Franklin McRae (1967-74)
Jim Ferguson (1969)
Bob Pifferini (1972-75)
Jerry Muckensturm (1976-82)
Wilber Marshall (1984-1988)
Steve Hyche (1989)
Michael Stonebreaker (1991)
Jay Leeuwenburg (1992-95)
Chris Villarral (1996-___)

59

Rudy Kuechenberg (1967-69)
Carl Gersbach (1975)
Gary Campbell (1977-83)
Ron Rivera (1984-92)
Joe Cain (1993-96)
Daryl Carter (1997-___)

60

Don Healy (1958-59)
Roger Davis (1960-63)
Brian Schweda (1966)
Doug Kriewald (1967-68)
LeeRoy Caffey (1970)
Wally Chambers (1973-77)
Lynn Boden (1979)
Tom Andrews (1984-85)



Jersey Numbers

Keith Smith (1987)
Stan Thomas (1991-92)
Gene McGuire (1993-94)
Darwin Ireland (1994-95)
Casey Wiegman (1997-__)

61

Richard Barwegen (1950-52)
Bill George (1952-65)
Don Croftcheck (1967)
Glen Holloway (1970-73)
RETIRED FOR GEORGE

62

Frank Dempsey (1950-53)
Kline Gilbert (1953-57)
Mike Reilly (1964-68)
Glen Holloway (1970-73)
Tom Forrest (1974)
Dan Jiggetts (1976-82)
Mark Bortz (1983-93)
Chris Gray (1997)

63

ML Brackett (1956-57)
Bob Wetoska (1960-69)
John Neidert (1970)
Steve Kinney (1973-74)
Mark Nordquist (1975-76)
Fred Dean (1977)
Jon Morris (1978)
Tony Ardizzone (1979)
Jay Hilgenberg (1981-91)
Todd Burger (1993-97)

64

Terrell "Ted" Daffer (1954)
Mike Rabold (1964-66)
Larry Horton (1972-73)
Ernie Jenet (1972-74)
Ted Albrecht (1977-81)
John Roehlk (1987)
Dave Zawatson (1989)
Glenell Sanders (1990)
Mirko Jurkovic (1992)
Andy Heck (1994-__)

65

Herman Clark (1952-56)
John Hatley (1953)
Abe Gibron (1958-59)
Stan Fanning (1960-62)
Tom Bettis (1963)
Randy Jackson (1967-74)
Noah Jackson (1975-83)
Eugene Rowell (1987)
Tony Woods (1989)
Terry Price (1990)
Jim Schwantz (1992)
Tory Epps (1993-94)
Evan Pilgrim (1995-97)

66

Phil Martinovich (1940)
Clyde Turner (1940-52)
John Schiechl (1945-46)
RETIRED FOR TURNER

67

Ed Bradley (1950-51)
Tom Roggeman (1956-57)
Ted Karras (1960-64)
George Seals (1965-71)
Bill Line (1972)
Mike Hoban (1974)
Dan Hultz (1974)
Phil McKinnely (1982)
Tim Norman (1983-76)
John Arp (1987)
Jerry Fontenot (1989-96)
Bill Schultz (1997)
Greg Huntington (1997-__)

68

Gerald Stautberg (1951)
John Badaczewski (1953)
George Burman (1964)
Howard Mudd (1969-70)
Jim Osborne (1972-84)
Paul Blair (1986-87)
Sean McInerney (1987)
Chris Dyko (1989)
Jim Flanigan (1994)
Carl Reeves (1996-__)

69

Ralph Jecha (1955)
William Roehnel (1958-59)
Ted Wheeler (1970)
Revie Sorey (1975-82)
Stuart Rindy (1987)
Tom Myslinski (1993-94)
Vernice Smith (1993)
Octus Polk (1995-96)

70

Alvin Culver (1932)
Art Davis (1953-54)
Herman Lee (1958-66)
Bob Pickens (1967-68)
Kenneth Kortas (1969)
Jeff Curchin (1970-71)
Andy Rice (1972-73)
Dennis Lick (1976-81)
Henry Waechter (1982-86)
Jim Althoff (1987-88)
Troy Auzenne (1992-95)

71

George Connor (1948-55)
Earl Leggett (1957-66)
Rufus Mayes (1969)
Tony McGee (1971-73)
Roger Stillwell (1975-77)
Rocco Moore (1980)
Perry Hartnett (1982-83)
Jack Oliver (1987)
Caesar Rentie (1988)
James Williams (1991-__)

72

Bill Wightkin (1949-50)
Bill George (1952-65)
Ed Nickla (1959)
Jim Cadile (1962-72)

Gary Hrivnak (1973-76)
Brad Shearer (1978-80)
Jerry Doerger (1982)
John Janata (1983)
William Perry (1985-93)
Scott Adams (1995)
Jon Clark (1996-97)
Chris Maumalanga (1997)

73

Bill Bishop (1952-60)
Steve Barnett (1963)
Frank Cornish (1966-69)
Steve Wright (1971)
Rich Buzin (1972)
Mike Hartenstine (1975-86)
John Wojciechowski (1987-93)
Marcus Keyes (1996)

74

Herman Clark (1952-56)
Paul Lipscomb (1954)
Bob Kilcullen (1957-65)
Dan James (1967)
Wayne Mass (1968-70)
Bob Asher (1972-75)
Jerry Meyers (1976-79)
Jeff Williams (1982)
Jim Covert (1983-90)
Garland Hawkins (1995)
Jimmy Herndon (1997-__)

75

Fred Williams (1952-62)
Riley Mattson (1965)
Dave Hale (1969-71)
Jeff Sevy (1975-78)
Henry Waechter (1982-85)
Stefan Humphries (1984-86)
Chuck Harris (1987)
John Shannon (1988-89)
Ron Mattes (1991)
Todd Perry (1993-__)

76

Charles Miller (1932-37)
Milford Miller (1932)
Lester McDonald (1937-39)
Hampton Pool (1940-43)
Elmo Kelly (1944)
Bob Cross (1952-53)
Ed Meadows (1954-56)
John Mellekas (1956-60)
John Johnson (1963-68)
Bill Staley (1970-71)
Dave Gallagher (1974)
Ron Rydalch (1975-80)
Steve McMichael (1981-93)
Marcus Spears (1995-96)

77

Red Grange (1925-29-34)
Link Lyman (1926-34)
RETIRED FOR GRANGE



Jersey Numbers

78

Art Davis (1953-54)
Stan Jones (1954-65)
Harry Gunner (1970)
Bob Newton (1971-75)
John Ward (1976)
Greg Johnson (1977)
Keith Van Horne (1981-92)
Pat Riley (1995)

79

Dick Klein (1958-59)
Art Anderson (1961-62)
Dick Evey (1964-68)
John Hoffman (1971)
Lionel Antoine (1972-76)
Emanuel Zanders (1981)
Kurt Becker (1982-89)
Louis Age (1992)
Marcus Spears (1994)
Scotty Lewis (1995)

80

Earl Britton (1925)
Clement Neacy (1927)
Ted Drews (1928)
Tom Heardon (1929)
John Helwig (1953-56)
Ralph Anderson (1958)
Ed Cooke (1958)
Robert Jencks (1963-65)
Jimmy Jones (1965-67)
Jon Kilgore (1968)
Jerry Simmons (1969)
Craig Cotton (1973)
Bo Rather (1974-78)
Rickey Watts (1979-83)
Tim Wrightman (1985-86)
Gary Mullen (1987)
James Thornton (1988-92)
Curtis Conway (1993-___)

81

George Connor (1948-55)
Larry Brink (1954)
Doug Atkins (1955-66)
Marty Amsler (1967-68)
Mike Reppond (1973)
Clint Haselrig (1974)
Gary Butler (1975)
Bob Bruer (1976)
Chuck Bradley (1977)
Robin Earl (1977-82)
Harry Washington (1979)
Jay Saldi (1983-84)
James Maness (1985)
Lew Barnes (1986)
Don Kindt (1987)
Anthony Morgan (1991-93)
Fred Banks (1993)
Jeff Graham (1994-95)
Bobby Engram (1996-___)

82

Del Bjork (1937-38)
Ray Bray (1939-48)
Anthony Ippolito (1943)

Tom Roberts (1943-44)
Jack Hoffman (1952-56)
Dick Hensley (1953)
Maury Youmans (1960-63)
Rich Kreitling (1964)
Emilo Vallez (1968-69)
Earl Thomas (1971-73)
Matt Maslowski (1972)
Fred Pagac (1974)
Royce Berry (1976)
John Gilliam (1977)
Alan Page (1978-81)
Ken Margerum (1981-84)
Brian Glasgow (1987)
Wendell Davis (1988-93)
Nate Lewis (1994-95)
John Jackson (1996)
Fabien Bownes (1996-___)

83

Bill McCall (1952-59)
Roger LeClerc (1960-66)
Mac Percival (1967-73)
Charles Wade (1974)
Randy Burks (1976)
Steve Rivera (1977)
Golden Richards (1978-79)
Kris Haines (1979-81)
Willie Gault (1983-87)
Lawrence White (1987)
Eric Wright (1991-92)
Terry Obee (1993)
Michael Timpson (1995-96)
Eric Smith (1997)

84

Gerald Weatherly (1950-52)
John Farrington (1960-63)
Ron Smith (1965-68)
Austin Denney (1967-69)
Jim Seymour (1970-72)
Richard Harris (1974-75)
Brian Baschnagel (1976-84)
Sam Bowers (1987)
Ron Morris (1987-92)
Chris Gedney (1993-96)
Kerry Cash (1996)
John Allred (1997-___)

85

Bob Carey (1958)
Bill Martin (1964-65)
Duane Allen (1966-67)
Willie Holman (1968-73)
Wayne Wheeler (1974)
Steve Schubert (1975-79)
Bob Fisher (1980-81)
Dennis McKinnon (1983-1989)
Todd Black (1987)
Keith Jennings (1991-97)

86

Bill Wightkin (1950-57)
Brad Rowland (1951)
Ed Meadows (1954-56)
Bob Jewett (1958)
Pete Manning (1960-61)

Gary Barnes (1964)
Lloyd Phillips (1967-69)
Jim Hester (1970)
Bob Parsons (1972-82)
Brad Anderson (1984-85)
Clay Pickering (1986)
Rick Benware (1987)
Cap Boso (1987-91)
Barry Wagner (1992)
Willie Harris (1993)
Marv Cook (1994)
Chris Penn (1997-___)

87

Harlon Hill (1954-61)
Ed O'Bradovich (1962-71)
Steve DeLong (1972)
Tom Reynolds (1973)
Billy Newsome (1977)
Mike Cobb (1978-81)
Emery Moorehead (1981-88)
Darryl Starks (1987)
Tom Waddle (1989-94)
Greg Primus (1995)
Andre President (1995)
Bobby Neely (1996)
Ricky Proehl (1997)

88

Gene Schroeder (1951-1957)
Willard Deweall (1959-60)
Bobby Joe Green (1962-73)
Jim Kelly (1974)
Greg Latta (1975-80)
Marcus Anderson (1981)
Brooks Williams (1981-82)
Ken Knapczyk (1987)
Glen Kozlowski (1987-92)
Danta Whitaker (1993)
Fabien Bownes (1995)
Jack Jackson (1996)
Harper Le Bel (1997)

89

John Hoffman (1949-56)
Les Cowan (1951)
John Aveni (1959-60)
Mike Ditka (1961-66)
Terry Stoepl (1967)
Bob Wallace (1968-72)
Mel Tom (1973-75)
James Scott (1976-82)
Mitch Krenk (1984)
Keith Ortego (1985-1988)
Will Johnson (1987)
James Coley (1990)
Ryan Wetnight (1993-___)

90

Henry Mosley (1955)
Al Harris (1979-87)
Alonzo Spellman (1992-97)

91

Pat Dunsmore (1983-84)
Jay Norvell (1987)
Fred Washington (1990)



Jersey Numbers

Kelly Blackwell (1992)
Myron Baker (1993-95)
Rob Davis (1996)
John Thierry (1997-___)

92

Rob Fada (1983-84)
Raymond Morris (1987)
Troy Johnson (1988-89)
Barry Minter (1993-___)

93

Oliver Williams (1983)
Will Johnson (1987)
Guy Teafattiller (1987)
Trace Armstrong (1989-94)
Ervin Collier (1995)
Paul Grasmanis (1996-___)

94

Mike January (1987)
Dick Chapura (1987-89)
John Thierry (1994-96)

95

Richard Dent (1983-93; 1995)
Pat Riley (1995)
Dana Howard (1996)
Mark Thomas (1997-___)

96

Andy Frederick (1983-85)
Keith Ortego (1985-87)
Greg Fitzgerald (1987)
Tim Ryan (1990-93)
Percy Snow (1993)
Al Fontenot (1993-96)
Tyrone Williams (1997-___)

97

Bobby Bell (1987)
Sean Smith (1987-88)
Chris Zorich (1991-97)

98

Tyrone Keys (1983-85)
Brian Glasgow (1987)
Jon Norris (1987)
Greg Clark (1988)
Brent Novoselsky (1988)
Carl Simpson (1993-___)

99

Jim Daniell (1945)
Dan Hampton (1979-90)
Tim Ryan (1993-94)
Jim Flanigan (1995-___)

There are no known jersey numbers for the following players:

Richard Barker (1921)
Bill Battles (1939)
JA Blackburn (1923)
JB Bonderant (1922)
Art Bramhall (1931)
Ed Brockman (1930)
Lester Corzine (1938)
JB Ferguson (1932)
Latham Flanagan (1931)
Glen Greenwood (1924)
Charles Harley (1921)
Frank Henry (1922-26)
Fred Hobschield (1927)
William Hurst (1924)
Jerry Keefe (1920)
W. LaForest (1920)
Bernie Leahy (1932)
James Leonard (1924)
Charles Malone (1933)
Charles Mucha (1935)
JF O'Connell (1924)
Nelson Rupp (1921)
Frank Rydzewski (1923)
Hub Shoemaker (1920-21)
Arthur Sigmund (1923)
Clarence Smith (1942)
Merrill Taft (1924)
Richard Vick (1925)
Damon Wetzel (1935)

DID YOU KNOW?

THE FRIENDLY CONFINES AS HOST FOR BEARS GAMES MAY BE A RECORD HOLDER

The Bears all-time record at **Wrigley Field** stands at 221-89-22, a total of 332 games, **330 as the home team**. (Two of those victories came with the Bears as the "road" team: twice in 1920 against the Chicago Tigers). The 330 Bears home games at Wrigley Field appears to be a National Football League record, though unofficial. The Bears-Wrigley connection edges out Cleveland's Municipal Stadium as host for 324 home games of the Cleveland Browns, from 1950 through 1995. As the reincarnation of the Cleveland Browns will play in a new stadium beginning in 1999, the Bears-Wrigley "record" appears safe.

In fact, Wrigley Field has hosted a total of **342 NFL games**: 330 Bears home games, five home games of the Chicago Tigers in 1920, and seven home games of the Chicago Cardinals in 1931 and 1932. Besides the Browns 324 home games at Cleveland's Municipal Stadium, the Cleveland Indians played two home games there in 1931, and the Cleveland Rams played sixteen home contests in 1937 and 1939-1941. Municipal Stadium appears to have hosted a total of 342 total NFL games—same as Wrigley Field.

The Bears record at **Soldier Field** stands at 131-84-1. The Bears have also played home games at **Decatur** (1921, victory over Rock Island); **DePaul** (1925, victory over Hammond); **Mills** (1930, tie versus Brooklyn); **Loyola** (1931, victory over Cleveland); **Chicago Stadium** (1932, victory over Portsmouth); and **Dyche Stadium** (1970, victory over Philadelphia).

- Bears record at Wrigley Field: 221-89-22 (.699)
- Bears home record at Wrigley Field: 219-89-22 (.697)
- Bears record at Soldier Field: 131-84-1 (.609)
- Bears combined home record: 355-173-24 (.672)



Bears All-Time Roster

This is a list of 1,084 players who have been on the Chicago Bears' active roster for at least one NFL game from 1920 through 1996.

* Indicates deceased players

A

Abbey, Joe (North Texas State)	E	1948-49
Abraham, Clifton (Florida State)	CB	1996
Adams, Mike (Northwestern)	RB	1975-76
Adams, John (Los Angeles State)	B	1959-62
Adams, Scott (Georgia)	T	1995
Adickes, John (Baylor)	C	1987-88
Adkins, Roy* (Millikin & Bethany)	G	1920-21
Age, Louis (SW Louisiana)	T	1992
Akin, Len (Baylor)	G	1942
Albrecht, Ted (California)	T	1977-81
Allen, Duane (Santa Ana)	E	1966-67
Allen, Eddie (Pennsylvania)	FB	1947
Allen, Egypt (TCU)	DB	1987
Allen, Tremayne (Florida)	TE	1997
Allman, Robert (Michigan State)	E	1936
Allred, John (USC)	TE	1997
Althoff, Jim (Winona State)	DT	1987
Amsler, Marty (Evansville)	DE	1967-68
Anderson, Art (Idaho)	T	1961-62
Anderson, Brad (Arizona)	WR	1984-85
Anderson, Ed* (Notre Dame)	E	1923
Anderson, Henry (Northwestern)	G	1931
Anderson, Hunk* (Notre Dame)	G	1922-27
Anderson, Marcus (Tulane)	WR	1981
Anderson, Neal (Florida)	RB	1986-93
Anderson, Ralph* (Los Angeles St.)	E	1958
Anderson, William (Compton JC)	HB	1953-54
Andrews, Tom (Louisville)	C	1984-85
Antoine, Lionel (Southern Illinois)	T	1972-77
Apolskis, Charles* (DePaul)	E	1938-39
Ardizzone, Tony (Northwestern)	C	1979
Armstrong, Trace (Florida)	DT	1989-94
Arnett, Jon (USC)	HB	1964-66
Arp, John (Lincoln)	T	1987
Artoe, Lee (California)	T	1940-43
Ashburn, Clifford (Nebraska)	T	1930
Asher, Bob (Vanderbilt)	T	1972-75
Ashmore, M. Roger* (Gonzaga)	T	1927
Aspatore, Edward* (Marquette)	T	1934
Atkins, Doug (Tennessee)	E	1955-66
Atkins, Kelvin (Illinois)	LB	1983
Autrey, Billy (SF Austin)	C	1953
Autry, Darnell (Northwestern)	RB	1997
Auzenne, Troy (California)	T	1992-95
Avellini, Bob (Maryland)	QB	1975-84
Aveni, John (Indiana)	E	1959-60

B

Babartsky, Al (Fordham)	T	1943-45
Babinecz, John (Villanova)	LB	1975
Badaczewski, J. (Western Reserve)	G	1953
Bailey, Johnny (Texas A & I)	WR	1990-91
Baisi, Al (West Virginia)	G	1940-42

Baker, Myron (Louisiana Tech)	LB	1993-95
Banks, Fred (Liberty)	WR	1993
Barker, Richard* (Iowa State)	G	1921
Barnes, Erich (Purdue)	HB	1958-60
Barnes, Gary (Clemson)	E	1964
Barnes, Joe (Texas Tech)	QB	1974
Barnes, Lew (Oregon)	WR	1986
Barnett, Steve (Oregon)	T	1963
Barnhardt, Tom (North Carolina)	P	1987
Barwegan, Richard* (Purdue)	G	1950-52
Baschnagel, Brian (Ohio State)	WR	1976-84
Bass, Robert (Miami-FL)	LB	1995
Bassi, Dick* (Santa Clara)	G	1938-39
Battles, Bill (Brown)	E	1939
Bauman, Alf (Northwestern)	T	1948-50
Bausch, Frank* (Kansas)	C	1937-40
Baynham, Craig (Georgia Tech)	RB	1970
Becker, Dave (Iowa)	S	1980
Becker, Doug (Notre Dame)	LB	1978
Becker, Kurt (Michigan)	G	1982-89
Becker, Wayland (Marquette)	E	1934
Bell, Bob (Missouri)	LB	1987
Bell, Kay* (Washington State)	T	1937
Bell, Ricky (NC State)	CB	1997
Bell, Todd (Ohio State)	S	1981-84, 86
Bennett, Ben (Duke)	QB	1987
Benton, Jim (Arkansas)	E	1943
Berger, Mitch (Colorado)	P	1995
Bergerson, Gilbert* (Oregon State)	G	1932-33
Berry, Connie, M. (NC State)	E	1942-46
Berry, Royce (Houston)	DE	1976
Best, Art (Kent State)	RB	1977-78
Bettis, Tom (Purdue)	LB	1963
Bettridge, John (Ohio State)	HB	1937
Bingham, Don (Sul Ross)	HB	1956
Bishop, Bill* (North Texas)	T	1952-60
Bishop, Don (Los Angeles City)	E	1959
Bivins, Charles* (Morris Brown)	HB	1960-66
Bjork, Del* (Oregon)	T	1937-38
Blackburn, JA	T	1923
Blacklock, Hugh* (Michigan State)	T	1920-25
Blackman, Lennon (Tulsa)	HB	1930
Blackwell, Kelly (TCU)	TE	1992
Blair, Paul (Oklahoma State)	T	1986-87
Blanda, George (Kentucky)	QB-K	1949-58
Blaylock, Anthony (Winston-Salem)	CB	1993
Boden, Lynn (South Dakota State)	G	1979
Bolan, George* (Purdue)	FB	1921-24
Bonderant, JB* (DePaul)	C	1922
Boone, JR (Tulsa)	HB	1948-51
Bortz, Mark (Iowa)	G	1983-94
Boso, Cap (Illinois)	TE	1987-91
Bowers, Sam (Fordham)	TE	1987
Bowens, Fabien (W. Illinois)	WR	1995-96
Brackett, ML (Auburn)	T	1956-57
Bradley, Chuck (Oregon)	TE	1977
Bradley, Ed (Wake Forest)	G	1950; 52
Bradley, Steve (Indiana)	QB	1987
Braidwood, Charles* (Chattanooga)	E	1932
Bramhall, Art (DePaul)	HB	1931
Bratkowski, Zeke (Georgia)	QB	1954; 57-60; 72



Bears All-Time Roster

Bray, Ray* (Western Michigan)	G	1939-42;46-51
Brewers, Chris (Arizona)	RB	1987
Briggs, Greg (Texas Southern)	LB	1996
Brink, Larry (Northern Illinois)	E	1954
Britton, Earl* (Illinois)	FB	1925
Brockman, Edward (Oklahoma)	B	1930
Brooks, Anthony (E. Texas St.)	WR	1993
Brown, Charlie (Syracuse)	DB	1966-67
Brown, Ed (San Francisco)	QB	1954-61
Brown, Kevin (W. Texas State)	P	1987
Brown, William (Illinois)	FB	1961
Bruer, Bob (Mankato State)	TE	1976
Brumbaugh, Carl* (Florida)	QB	1930-37
Brupbacher, Ross (Texas A&M)	LB	1970-73
Bryan, Johnny* (Chicago)	HB	1922-25
Bryant, Raymond (Tennessee St.)	LB	1974-77
Buck, Arthur (John Carroll)	HB	1941
Buckler, William "Bill" (Alabama)	G	1926-31
Buffone, Doug (Louisville)	LB	1966-79
Buford, Maury (Texas Tech)	P	1985-86;89-91
Buivid, Rudy* (Marquette)	QB-HB	1937-38
Bukich, Rudy (USC)	QB	1958-59;62-68
Bull, Ronnie (Baylor)	B	1962-70
Burdick, Lloyd* (Illinois)	T	1931-32
Burgeis, Glenn (Tulsa)	T	1945
Burger, Todd (Penn State)	G	1993-97
Burks, Randy (SE Oklahoma St.)	WR	1976
Burman, George (Northwestern)	T	1964
Burton, James (Fresno State)	CB	1994-97
Buss, Arthur (Michigan State)	T	1934-35
Bussey, Young* (LSU)	QB	1940-41
Butkus, Dick (Illinois)	LB	1965-73
Butler, Gary (Rice)	TE	1975
Butler, Kevin (Georgia)	K	1985-95
Butterfield, Mark (Stanford)	QB	1996
Buzin, Rich (Penn State)	T	1972

• C •

Cabral, Brian (Colorado)	LB	1981-85
Cadile, James (San Jose State)	G	1962-72
Caffey, Lee Roy* (Texas A&M)	LB	1970
Cain, Joe (Oregon Tech)	LB	1993-96
Caillard, Lee (Louisville)	CB	1969
Cameron, Jack (Winston-Salem)	WR	1984
Campana, Al (Youngstown)	HB	1950-53
Campbell, Gary (Colorado)	LB	1977-83
Campbell, Leon (Arkansas)	FB	1952-54
Canady, James (Texas)	HB	1948-49
Carrier, Mark (USC)	S	1990-96
Carey, Bob* (Michigan State)	E	1958
Carl, Harland (Wisconsin)	HB	1956
Carlson, Jules "Zuck" (Oregon St.)	G	1929-36
Caroline, JC (Illinois)	HB	1956-65
Carter, Daryl (Wisconsin)	LB	1997
Carter, Marty (Mid. Tenn. St.)	S	1995-97
Carter, Tom (Notre Dame)	CB	1997
Carter, Tony (Minnesota)	RB	1994-97
Carter, Virgil (BYU)	QB	1968-71
Casares, Rick (Florida)	FB	1955-64
Casey, Tim (Oregon)	LB	1969
Cash, Kerry (Texas)	TE	1996

Castete, Jesse (McNeese State)	HB	1956
Chamberlin, Guy* (Nebraska)	E	1920-21
Chambers, Wally (E. Kentucky)	DT	1973-77
Chapura, Dick (Missouri)	DT	1987-89
Chesley, Al (Pittsburgh)	LB	1982
Chesney, Chester "Chet" (DePaul)	C	1939-40
Childs, Clarence (Florida A&M)	DB	1968
Christian, Bob (Northwestern)	FB	1992-94
Cifers, Ed (Tennessee)	E	1947-48
Clark, Darryl (Texas)	RB	1987
Clark, Gail (Michigan State)	LB	1973
Clark, Greg (Arizona State)	LB	1988
Clark, Harry (West Virginia)	HB	1940-43
Clark, Herman* (Oregon State)	G	1952-56
Clark, Jon (Temple)	T	1996-97
Clark, Phil (Northwestern)	DB	1970
Clarkson, Stuart* (Texas A&I)	G	1942, 46-50
Clemons, Craig (Iowa)	S	1972-77
Coady, Rich (Memphis State)	C/E	1970-74
Cobb, Mike (Michigan State)	TE	1978-81
Cobb, Trevor (Rice)	RB	1994
Cody, Ed (Purdue)	FB	1949-50
Cola, Angelo (USC)	HB	1960-63
Cole, Emerson (Toledo)	FB	1952
Cole, Linzy (TCU)	WR	1970
Coley, James (Clemson)	TE	1990
Collier, Ervin (Florida A & M)	DT	1995
Concannon, Jack (Boston College)	QB	1967-71
Conkright, Bill* (Oklahoma)	C	1937-38
Connor, George (Notre Dame)	T	1948-55
Conway, Curtis (USC)	WR	1993-97
Conzelman, Jim* (Washington)	HB	1920
Cook, Marv (Iowa)	TE	1994
Cooke, Ed (Maryland)	E	1958
Copeland, Ron* (UCLA)	WR	1969
Corbett, George* (Millikin)	HB	1932-38
Cornish, Frank (Grambling)	DT	1966-70
Corzine, Lester (Davis & Elkins)	HB	1938
Cotton, Craig (Youngstown)	TE	1973
Cousin, Terry (South Carolina)	CB	1997
Covert, Jim (Pittsburgh)	T	1983-90
Cowan, Les (McMurry)	T	1951
Cox, Bryan (W. Illinois)	LB	1996-97
Cox, Ron (Fresno State)	LB	1990-95, '97
Crawford, Fred (Duke)	T	1934-35
Crawford, James "Mush" (Illinois)	G	1925
Croft, Abe* (SMU)	E	1944-45
Crotcheck, Don (Indiana)	G	1967
Cross, Bob* (SF Austin State)	T	1952-53
Culver, Alvin (Notre Dame)	T	1932
Cunningham, Harold (Ohio State)	E	1929
Curchin, Jeff (Florida State)	T	1970-71

• D •

Daffer, Ted (Tennessee)	E	1954
Damore, John (Northwestern)	C	1957-58
Daniell, Jim (Ohio State)	T	1945
Daniels, Dick (Pacific-Oregon)	S	1969-70
Davis, Art (Alabama State)	T	1953-54
Davis, Fred (Alabama)	T	1946-51
Davis, Harper (Old Miss)	HB	1950



Bears All-Time Roster

Davis, John (Missouri)	DB	1970
Davis, Rob (Shippensburg - PA)	DT-LB	1996
Davis, Roger (Syracuse)	G	1960-63
Davis, Wendell (LSU)	WR	1988-93
Dean, Fred (Texas Southern)	G	1977
DeCorrevont, Bill* (Northwestern)	HB	1948-49
DeLong, Steve (Tennessee)	DE	1972
Deloplaire, Jack (Salem)	RB	1979
Dempsey, Frank (Florida)	G	1950-53
Denney, Austin (Tennessee)	E	1967-69
Dent, Richard (Tennessee St.)	DE	1983-93; 95
Devlin, Chris (Penn State)	LB	1978
Dewveall, Willard (SMU)	E	1959-60
Digris, Bernie (Holy Cross)	T	1943
Dimancheff, Boris Babe (Purdue)	HB	1952
Ditka, Mike (Pittsburgh)	TE	1961-66
Dodd, Al (NW Louisiana)	DB	1967
Doehring, John "Bull"	FB	1932-37
Doerger, Jerry (Wisconsin)	T	1982
Donchez, Tom (Penn State)	RB	1975
Doolley, Jim (Miami Florida)	E	52-54-56-57-59-62
Dottley, John (Mississippi)	FB	1951-53
Douglas, Merrill (Utah)	FB	1958-60
Douglass, Bobby (Kansas)	QB	1969-75
Douglass, Maurice (Kentucky)	DB	1986-93
Douthitt, Earl (Iowa)	S	1975
Dowden, Corey (Tulane)	CB	1997
Dreher, Ferd (Denver)	E	1938
Dressen, Charley*	QB	1920
Drews, Ted (Princeton)	E	1928
Dreyer, Wally (Wisconsin)	HB	1949
Driscoll, Paddy* (Northwestern)	HB	1920; 26-29
Drulis, Chuck* (Temple)	G	1942, 45-50
Drury, Lyle (St. Louis)	E	1930-31
Dziewiecki, Ron (Marquette)	HB	1955; 57
Duarte, George (N Arizona)	CB	1987
Duerson, Dave (Notre Dame)	S	1983-89
Dugger, Jack (Ohio State)	E	1949
Dulaney, Mike (North Carolina)	RB	1995-97
Dunlap, Bob (Oklahoma)	QB	1935
Dunsmore, Pat (Drake)	TE	1983-84
Dyko, Chris (Washington St.)	T	1989

• E •

Earl, Robin (Washington)	RB-TE	1977-82
Ecker, Ed* (John Carroll)	T	1947
Edwards, Cid (Tennessee State)	RB	1975
Eilers, Pat (Notre Dame)	S	1995
Ellis, Allan (UCLA)	CB	73-77, 79-80
Elnes, Leland* (Bradley)	QB	1929
Ely, Harold (Iowa)*	G	1932
Ely, Larry (Iowa)	LB	1975
Engelbretsen, Paul* (Northwestern)	G	1932
Englund, Harry	E	1920-23
Engram, Bobby (Penn State)	WR	1996-97
Epps, Tory (Memphis State)	DT	1993-94
Erickson, Harold* (Wash. & Jeff.)	HB	1925
Evans, Earl (Harvard)	T	1926-29
Evans, Fred (Notre Dame)	HB	1948
Evans, Vince (USC)	QB	1977-83
Evey, Dick (Tennessee)	T	1964-69

• F •

Fada, Rob (Pittsburgh)	G	1933-84
Fain, Richard (Florida)	CB	1992
Falkenberg, Herb* (Trinity)	FB	1952
Famiglietti, Gary* (Boston U.)	FB	1938-45
Fanning, Stan (Idaho)	T	1950-62
Farmer, George (UCLA)	WR	1970-75
Farrington, John* (Prairie View)	E	1950-63
Farris, Tom (Wisconsin)	QB	1946-47
Feathers, Beattie* (Tennessee)	HB	1934-37
Febel, Fritz* (Purdue)	G	1935
Federovich, John (Davis & Elkins)	T	1941-42
Feichtinger, Andy*	E	1920-21
Fencik, Gary (Yale)	S	1976-87
Fenimore, Bob (Oklahoma A&M)	HB	1947
Ferguson, JB	T	1932
Ferguson, Jim (South Carolina)	C/LB	1969
Fetz, Gus*	FB	1923
Figner, George (Colorado)	HB	1953
Finzer, Dave (DePauw)	P	1984
Fisher, Bob (SMU)	TE	1930-81
Fisher, Jeff (USC)	CB	1931-84
Fitzgerald, Greg (Iowa)	DT	1987
Flaherty, Pat* (Princeton)	E	1923
Flanagan, Dick (Ohio State)	G	1948-49
Flanagan, Latham (Carnegie Tech)	E	1931
Flanigan, Jim (Notre Dame)	DT	1994-97
Fleckenstein, Bill (Iowa)	G	1925-30
Floyd, Bobby Jack (TCU)	FB	1953
Flutie, Doug (Boston College)	QB	1986
Fontenot, Al (Baylor)	DE	1933-96
Fontenot, Jerry (Texas A&M)	G	1939-96
Forbes, Marlon (Penn State)	S	1996-97
Ford, Charlie (Houston)	CB	1971-73
Fordham, Jim* (Georgia)	FB	1944-45
Forrest, Tom (Cincinnati)	G	1974
Forte, Aldo (Montana State)	G	1939-42
Fortmann, Dan* (Colgate)	G	1936-43
Fortunato, Joe (Mississippi State)	LB	1955-66
Francis, Sam (Nebraska)	FB	1937-38
Franklin, Paul* (Franklin)	E	1930-34
Frazier, Leslie (Alcorn State)	CB	1931-85
Frederick, Andy (New Mexico)	T	1933-85
Frump, Milton (Ohio Wesleyan)	G	1930
Fuller, Steve (Clemson)	QB	1934-86
Furrer, Will (Virginia Tech)	QB	1992

• G •

Gagnon, Dave (Ferris State)	RB	1974
Gaines, Wentford (Cincinnati)	CB	1978-80
Galimore, Willie* (Florida A&M)	HB	1957-63
Gallagher, Dave (Michigan)	DE	1974
Gallameau, Hugh (Stanford)	HB	41-42; 45-47
Gardocki, Chris (Clemson)	P/K	1931-94
Garrett, Carl (New Mexico Hlands)	RB	1973-74
Garrett, T. (Oklahoma A&M)	C	1947-48
Garrett, WD (Mississippi State)	T	1950
Garvey, A. "Hec" (Notre Dame)	E	1922-25
Garvey, Ed* (Notre Dame)	HB	1925
Gault, Willie (Tennessee)	WR	1933-87



Bears All-Time Roster

Gayle, Shaun (Ohio State)	S	1984-94
Gedney, Chris (Syracuse)	TE	1993-96
Gentry, Curtiss (Maryland State)	DB	1966-68
Gentry, Dennis (Baylor)	WR	1982-92
George, Bill* (Wake Forest)	G/LB	1952-65
Gepford, Sid* (Millikin & Bethany) ..	B	1920
Gersbach, Carl (West Chester St.) ..	LB	1975
Geyer, Bill (Colgate)	HB	1942-43, 46
Gibron, Abe (Purdue)	G	1958-59
Gilbert, Kline* (Mississippi)	T	1953-57
Gilliam, John (South Carolina St.) ...	WR	1977
Glasgow, Brian (N Illinois)	TE	1987
Glenn, Bill (E Illinois)	QB	1944
Glueck, Larry (Villanova)	B	1963-65
Goebel, Paul (Michigan)	E	1925
Goodnight, Owen* (Hardin-Sims)	CB	1946
Gordon, Dick (Michigan State)	WR	1965-71
Gordon, Lou* (Illinois)	T	1938
Gorgal, Ken (Purdue)	HB	1955-56
Grabowski, Jim (Illinois)	RB	1971
Graham, Conrad (Tennessee)	DB	1973
Graham, Jeff (Ohio State)	WR	1994-95
Grandberry, Ken (Wash. St.)	RB	1974
Grange, Garland "Gardie" (Illinois) ..	E	1929-31
Grange, Harold "Red" (Illinois)	HB	1925; 29-34
Grasmanis, Paul (Notre Dame)	DT	1996
Gray, Chris (Auburn)	G	1997
Green, Bobby Joe* (Florida)	P	1962-73

Green, Mark (Notre Dame)	RB	1989-92
Green, Robert (William & Mary)	RB	1993-96
Greenwood, Glen* (Iowa)	HB	1924
Grim, Bob (Oregon State)	WR	1975
Grosvenor, George (Colorado)	HB	1935-36
Grygo, Al* (South Carolina)	HB	1944-45
Gudauskas, Pete (Murray State)	G	1943-44
Gulyanics, George* (Ellisville JC)	HB	1947-55
Gunn, Jimmy (USC)	LB	1970-75
Gunner, Harry (Oregon State)	DE	1970

• H •

Haddon, Aldous (Wash. & Jeff.)	B	1928
Haines, Kris (Notre Dame)	WR	1979-81
Halas, George* (Illinois)	E	1920-29
Hale, Dave (Ottawa)	DE	1969-71
Haluska, Jim (Wisconsin)	HB	1956
Hamity, Lewis (Chicago)	HB	1941
Harlin, Gene (Western Michigan)	C	1971
Hammond, Henry (Southwestern)	E	1937
Hampton, Dan (Arkansas)	DE	1979-90
Hanke, Carl* (Minnesota)	G	1922
Hanny, Frank* (Indiana)	E	1922-26
Hansen, Clifford (Luther)	HB	1933
Hansen, Wayne* (Texas Western)	C	1950-59
Harbaugh, Jim (Michigan)	QB	1987-93
Hardy, Cliff (Michigan State)	CB	1971
Hardy, John (California)	DB	1991

ALL-TIME PRACTICE SQUAD

Age, Louis (T)*	1992
Allen, Tremayne (TE)*	1997
Backes, Tom (DT)	1991
Bero, Brian (FB)	1989
Bennett, Brandon (RB)	1995-96
Bownes, Fablen (WR)*	1995-96
Brewer, Dewell (FB)	1993
Burger, Todd (G)*	1993
Carter, Daryl (LB)*	1997
Christian, Bob (FB)*	1992
Cobb, Trevor (FB)	1994
Coleman, Mill (WR)	1995-96
Coley, James (TE)*	1989
Collier, Ervin (DT)	1994-95
Cousin, Terry (CB)*	1997
Dulaney, Mike (FB)*	1995
Forbes, Marlon (CB)	1995-96
Harris, Willie (WR)	1993
Harrison, Todd (TE)	1992

Hicks, Michael (RB)*	1996-97
Houston, Harrison (WR)	1995
Hyche, Steve (LB)*	1989
Ihnat, Eric (TE)	1991
Ireland, Darwin (LB)*	1995
Ivlow, John (FB)	1993
Jenkins, Kerry (T)	1997
Jones, Dante (LB)*	1990
Joseph, Dwayne (CB)*	1994
Justin, Paul (QB)	1991
Kmet, Frank (DL/OL)	1993
Lee, Mark (DT)	1997
Lott, James (CB)*	1990-91
Marshall, Anthony (S)*	1994
Martin, Chris (CB)*	1996
Matusz, Roman (T)	1990
McCardell, Keenan (WR)	1993
Norman, Todd (OL)	1994
Polk, Octus (OL)*	1995-96

Price, Terry (DT)*	1990
Primus, Greg (WR)*	1994
Randolph, Charles (TE)	1996
Ray, Rodney (DB)	1996
Schwartz, Jim (LB)*	1992-93
Smith, Eric (WR)*	1997
Smith, Quintin (WR)*	1990
Snyder, Brent (QB)	1990
Streeter, George (S)*	1989
Taylor, Brian (CB)*	1989
Waddle, Tom (WR)*	1989
Wagner, Barry (WR)*	1992
Wetnight, Ryan (TE)*	1993
Whelihan, Tom (K/P)	1990
Williams, Tyrone (DL)*	1997
Wright, Eric*	1991-92
Zitelli, Emmett (C)	1997

Each of the above players spent time on the Bears' practice squad (or "developmental squad," as it was termed in 1989). **Bold players are on the current Bears roster.**

* Indicates player was signed to active roster, and played in a game;

- The following current Bears spent time on other teams' practice squads: James Allen (Phi), Ricky Bell (Jax), Mark Lee (Wash), John Mangum (TB), Chris Miller (Det), Eric Smith (KC), Tim Tindale (Buf), Casey Wiegman (Ind), and Tyrone Williams (StL).
- A player on the practice squad is not "protected". However, for another team to sign a practice squad player, that team must put the player on their active roster. The Bears have signed nine players to their active roster off other teams' practice squads: John Mangum (TB), Kevin Minifie (Det), Trevor Cobb (Pit), Willie Harris (Buf), Chris Holder (GB), Kenny Shedd (NYJ), and Mark Butterfield (Ariz), as well as James Allen (Philadelphia) and Tyrone Williams (St. Louis) last year. Tackle Kerry Jenkins was signed off of the Bears practice squad by the New York Jets last season.
- Thirty of the fifty-five players signed to the practice squad have played in at least one game for the Bears. Only two players (Willie Harris and James Lott) have been signed to the active roster from the practice squad, but did not play in a game. At least three players did not play with the Bears, but saw action in a regular season game for another team: Dewell Brewer (Ind), Steve Hyche (Phx), and Keenan McCardell (Clev, Jax).

200



Bears All-Time Roster

Johnson, Troy (Oklahoma)	LB	1988-89
Johnson, Will (NE Louisiana)	LB	1987
Johnsos, Luke* (Northwestern)	E	1929-37
Jones, Bob (San Diego State)	E	1967
Jones, Dante (Oklahoma)	LB	1988-94
Jones, Edgar (Pittsburgh)	HB	1945
Jones, Jerry* (Notre Dame)	G	1920-21
Jones, Jimmy (Wisconsin)	E	1965-67
Jones, Stan (Maryland)	T	1954-65
Jordan, Donald (Houston)	RB	1984
Joseph, Dwayne (Syracuse)	CB	1995-96
Juenger, Dave (Ohio U.)	WR	1973
Jurkovic, Mirko (Notre Dame)	G	1992

• K •

Karr, William* (West Virginia)	E	1933-38
Karras, Ted (Indiana)	G	1960-64
Karwales, Jack (Michigan)	E	1946-47
Kassel, Chuck* (Illinois)	E	1927
Kavanaugh, Ken (LSU)	E	40-41; 45-50
Kawal, Ed* (Illinois)	C	1931-36
Keane, Jim (Iowa)	E	1946-51
Keefe, Jerry* (Notre Dame)	G	1920
Kelly, Elmo (Wichita U.)	E	1944
Kelly, Jim (Tennessee State)	TE	1974
Kendricks, Jim (Texas A&M)	T	1924
Keriasotis, Nick (St. Ambrose)	G	1942-44
Keyes, Marcus (North Alabama)	DT	1996-97
Keys, Tyrone (Mississippi St.)	DE	1983-85
Kiesling, Walter* (St. Thomas)	G	1934
Kilcullen, Bob (Texas Tech)	T	1957-65
Kilgore, Jon (Auburn)	P	1968
Kindt, Don (Wisconsin)	HB	1947-55
Kindt, Don Jr. (Wis-LaCrosse)	TE	1987
King, Ralph (Chicago)	T	1925
Kinney, Steve (Utah State)	T	1973-74
Kirk, Ken (Mississippi)	C	1960
Kissell, Adolph (Boston College)	FB	1942
Klawitter, Dick* (S. Dakota State)	C	1956-57
Klein, Dick (Iowa)	T	1958-59
Knapczyk, Ken (Northern Iowa)	WR	1987
Knopp, Oscar* (Illinois)	FB	1923-28
Knox, Bill (Purdue)	DB	1974-76
Knox, Ron (UCLA)	QB	1957
Koehler, Robert* (Northwestern)	FB	1920-21
Kolman, Ed* (Temple)	T	1940-44
Konovsky, Bob* (Wisconsin)	G	1960
Kopcha, Joe* (Chattanooga)	G	1929-35
Kortas, Kenneth (Louisville)	T	1969
Kosins, Gary (Dayton)	RB	1972-74
Kozlowski, Glen (BYU)	WR	1987-92
Kramer, Erik (NC State)	QB	1994-97
Kreamcheck, John (Wm. & Mary)	T	1953-55
Kreitling, Rich (Illinois)	E	1964
Kreiwald, Doug (West Texas State)	G	1967-68
Krenk, Mitch (Nebraska)	TE	1984
Krieg, Dave (Milton College -WI)	QB	1996
Krumm, Todd (Michigan State)	S	1988
Kuechenberg, Rudy (Indiana)	LB	1967-69
Kunz, Lee (Nebraska)	LB	1979-81
Kurek, Ralph (Wisconsin)	FB	1965-70

• L •

LaFleur, Joe* (Marquette)	FB	1922-24
LaForest, W*	FB	1920
Lahar, Harold (Oklahoma)	G	1941; 1945
Lamb, Walter (Oklahoma)	E	1946
Landry, Greg (Massachusetts)	QB	1984
Lanum, R. "Jake" (Ill & Millikin)	QB	1920-24
Larson, Fred* (Notre Dame)	C	1922
Lashar, Tim (Oklahoma)	K	1987
Lasker, Greg (Arkansas)	S	1988
Latta, Greg* (Morgan State)	TE	1975-80
Lawler, Allen (Texas)	HB	1948
Lawson, Roger (W. Michigan)	RB	1972-73
Layne, Bobby* (Texas)	QB	1948
Leahy, Bernie (Notre Dame)	HB	1932
Leclerc, Roger (Trinity)	KLB	1960-66
Lee, Buddy (LSU)	QB	1971
Lee, Herman (Florida A&M)	T	1958-66
Leeuwenburg, Jay (Colorado)	G	1992-95
Leeuwenburg, Rich (Stanford)	T	1965
Leggett, Earl (LSU)	T	1957-65
Lemon, Clifford* (Centre)	T	1926
Leonard, James (Colgate)	T	1924
Lesane, James (Virginia)	HB	1952-53
Lewis, Darren (Texas A & M)	RB	1991-93
Lewis, Nate (Oregon Tech)	WR	1994-95
Lewis, Scotty (Baylor)	DT	1995
Lick, Dennis (Wisconsin)	T	1976-81
Lincoln, Jeremy (Tennessee)	CB	1992-95
Line, Bill (SMU)	DT	1972
Lintzenich, Joseph* (St. Louis)	FB	1930-31
Lipscomb, Paul* (Tennessee)	T	1954
Lisch, Rusty (Notre Dame)	QB	1984
Livers, Virgil (W. Kentucky)	CB	1975-79
Livingston, Andy (Phoenix JC)	B	1964-65
Livingston, Howie* (Fullerton JC)	DB	1953
Logan, James (Indiana)	G	1942-43
Long, Harvey (Detroit)	T	1929
Long, Johnny* (Colgate)	QB	1944-45
Lowe, Lloyd (North Texas State)	HB	1953-54
Lowery, Michael (Mississippi)	LB	1996-97
Luckman, Sid (Columbia)	QB	1939-50
Lujack, Johnny (Notre Dame)	QB	1948-51
Lundy, Dennis (Northwestern)	RB	1995
Lusby, Vaughn (Arkansas)	CB	1980
Lyle, Garry (G. Washington)	CB	1968-74
Lyman, Roy "Link" (Nebraska)	T	26-28; 30-31; 33-34
Lynch, Lorenzo (Cal St.-Sac.)	DB	1987-89
Lyon, George (Kansas State)	T	1929

• M •

MacLeod, Robert (Dartmouth)	HB	1939-40
Macon, Ed (College of Pacific)	HB	1952-53
MacWherter, Kile* (Bethany)	FB	1920
Magnani, Dante* (St. Mary's)	HB	1943; 46; 49
Maillard, Ralph (Creighton)	T	1929
Malone, Charles (Texas A&M)	E	1933
Manders, Jack* (Minnesota)	HB	1933-40
Maness, James (TCU)	WR	1985
Mangum, John (Alabama)	S	1990-97



Bears All-Time Roster

Maniaci, Joe (Fordham)	RB	1938-41	Miller, Milford (Chadron)	T	1932
Manning, Pete (Wake Forest)	E	1960-61	Miner, Bill (Duke)	G	1947-49
Manske, Edgar (Northwestern)	E	1937-40	Milton, Eldridge (Clemson)	LB	1987
Marconi, Joe* (West Virginia)	FB	1962-66	Miniefield, Kevin (Arizona State)	CB	1993-96
Margarita, Bob (Brown)	HB	1944-46	Minini, Frank (San Jose State)	HB	1947-49
Margerum, Ken (Stanford)	WR	81-83, 85-86	Minter, Barry (Tulsa)	LB	1993-97
Marshall, Anthony (LSU)	DB	1994-97	Mintum, John F. "Jack"	C	1921-22
Marshall, Wilber (Florida)	LB	1984-87	Mirer, Rick (Notre Dame)	QB	1997
Martin, Bill (Georgia Tech)	E	1964-65	Mitchell, Charley (Tulsa)	HB	1945
Martin, Billy* (Minnesota)	HB	1962-64	Mohardt, John* (Notre Dame)	HB	1925
Martin, Chris (Northwestern)	CB	1996	Molesworth, Keith* (Monmouth)	HB	1931-37
Martin, Dave (Notre Dame)	LB	1969	Montgomery, Randy (Weber State)	CB	1974
Martin, Frank (Alabama)	HB	1941	Montgomery, Ross (TCU)	FB	1969-70
Martynovich, P. (College of Pacific)	G	1940	Mooney, Jim* (Georgetown)	E	1935
Maslowski, Matt (San Diego U.)	WR	1972	Mooney, Tip* (Abilene Christian)	HB	1944-46
Mass, Wayne (Clemson)	OT	1968-70	Moore, Albert (Northwestern)	QB	1932
Masters, Bob* (Baylor)	FB	1943-44	Moore, Jerry (Arkansas)	S	1971-72
Masterson, Bernie* (Nebraska)	QB	1934-40	Moore, Joe (Missouri)	RB	1971-72
Masterson, Forest (Iowa)	C	1945	Moore, McNeil (Sam Houston)	HB	1954-56
Mastrogany, Gus* (Iowa)	E	1931	Moore, Rocco (Western Michigan)	G	1980
Matheson, Jack* (W. Michigan)	E	1947	Moorehead, Emery (Colorado)	TE	1981-88
Mattes, Ron (Virginia)	T	1991	Morgan, Anthony (Tennessee)	WR	1991-93
Matthews, Shane (Florida)	QB	1993-96	Morgan, Mike (Wisconsin)	RB	1978
Mattson, Riley (Oregon)	T	1965	Morris, Francis (Boston U.)	HB	1942
Matuza, Al (Georgetown)	C	1941-44	Morris, Johnny (Santa Barbara)	FL	1958-67
Maumalanga, Chris (Kansas)	DT	1997	Morris, Jon (Holy Cross)	C	1978
May, Chester*	G	1920	Morris, Larry (Georgia Tech)	LB	1959-65
May, Walter O. "Red"	G	1920	Morris, Ray (UTEP)	LB	1987
Mayes, Rufus (Ohio State)	T	1969	Morris, Ron (SMU)	WR	1987-92
Maznicki, F. (Boston College)	HB	1942-43	Morrison, Fred (Ohio State)	FB	1950-53
McAfee, George (Duke)	HB	1940-41, 45-50	Morrissey, Jim (Michigan State)	LB	1985-93
McClendon, Willie (Georgia)	RB	1979-82	Morton, John (Missouri)	HB	1945
McColl, Bill (Stanford)	E	1952-59	Moser, Robert* (Pacific)	C	1951-53
McCray, Bruce (W. Illinois)	CB	1987	Mosley, Anthony (Fresno State)	RB	1987
McDonald, Lester* (Nebraska)	E	1937-39	Mosley, Henry (Morris Brown)	HB	1955
McElwain, Bill (Northwestern)	HB	1925	Mucha, Charles (Washington)	G	1935
McEnulty, Doug (Wichita)	FB	1943-44	Mucha, Rudy (Washington)	G	1945-46
McGee, Tony (Bishop College)	DE	1971-73	Muckensturm, Jerry (Arkansas St.)	LB	1976-82
McGuire, Gene (Notre Dame)	C	1993	Mudd, Howard (Hillsdale)	G	1969-70
McInerney, Sean (Frostburg State)	DT	1987	Mullen, Verne* (Illinois)	E	1923-25
McKinney, Phil (UCLA)	T	1982	Mullins, Don R. (Houston)	HB	1961-62
McKinney, Bill (West Texas)	LB	1972	Mullins, Noah (Kentucky)	HB	1946-49
McKinnon, Dennis (Florida State)	WR	83-85, 87-89	Mundee, Fred (Notre Dame)	C	1943-45
McLean, Ray* (St. Anselm)	HB	1940-47	Murray, Richard* (Marquette)	T	1924
McMahon, Jim (BYU)	QB	1982-88	Murry, Don* (Wisconsin)	T	1924-31
McMichael, Steve (Texas)	DT	1981-93	Musso, George (Millikin)	G	1933-44
McMillen, Jim* (Illinois)	G	1924-29	Musso, Johnny (Alabama)	RB	1975-77
McMullen, Daniel* (Nebraska)	G	1930-31	Muster, Brad (Stanford)	FB	1988-92
McMurry, Greg (Michigan)	WR	1994	Myslinski, Tom (Tennessee)	OL	1993-94
McPherson, Forrest (Nebraska)	G	1935			
McRae, Bennie (Michigan)	HB	1962-70			
McRae, Franklin (Tenn. State)	DT	1967			
Meadows, Ed* (Duke)	E	1954-56			
Mellekas, John (Arizona)	T	1956-60			
Merkel, Monte (Kansas)	G	1942-43			
Merrill, Mark (Minnesota)	LB	1979			
Meyers, Denny* (Iowa)	T	1931			
Meyers, Jerry (N. Illinois)	DL	1976-79			
Michaels, Edward* (Villanova)	G	1935			
Mihal, Joe* (Purdue)	T	1940-41			
Miller, Charles "Ookie" (Purdue)	C	1932-37			

• N •

Nagurski, Bronko* (Minnesota)	FB	1930-37, 43
Neacy, Clement* (Colgate)	E	1927
Neal, Dan (Kentucky)	C	1975-83
Neal, Ed (LSU)	G	1951
Neck, Tommy (LSU)	HB	1962
Neely, Bobby (Virginia)	TE	1996
Negus, Fred (Wisconsin)	C	1950
Neidert, John (Louisville)	LB	1970
Nelson, Everett (Illinois)	T	1929
Nesbitt, Dick* (Drake)	HB	1930-33



Bears All-Time Roster

Newsome, Billy (Grambling)	DE	1977
Newton, Bob (Nebraska)	G	1971-75
Nickla, Ed (Maryland)	G	1959
Nielsen, Hans (Michigan State)	K	1981
Nix, Kent (TCU)	QB	1970-71
Notling, Ray* (Cincinnati)	HB	1936-43
Norberg, Hank (Stanford)	E	1948
Nordquist, Mark (Pacific)	G-C	1975-76
Nori, Reino* (DeKalb)	HB	1938
Norman, Dick (Stanford)	QB	1961
Norman, Tim (Illinois)	G	1983
Norris, Jon (American Int'l.)	DE	1987
Norvell, Jay (Iowa)	LB	1987
Novoselsky, Brent (Penn)	TE	1988
Nowaskey, Bob* (G Washington)	E	1940-42

• O •

O'Bradovich, Ed (Illinois)	DE	1962-71
O'Connell, JF* (Penn State)	C	1924
O'Connell, Tom (Illinois)	QB	1953
O'Neill, Pat (Syracuse)	P	1995
O'Quinn, John (Wake Forest)	E	1950-51
O'Rourke, Charles (Boston College)	QB	1942
Obee, Terry (Oregon)	WR	1993-94
Oech, Verne (Minnesota)	G	1936
Oelerich, John* (St. Ambrose)	HB	1938
Ogden, Ray (Alabama)	TE	1969-71
Oliver, Jack (Memphis State)	T	1987
Ortego, Keith (McNeese State)	WR	1985-87
Osborne, Jim (Southern)	DT	1972-84
Osmanski, Bill* (Holy Cross)	FB	39-43, 46-47
Osmanski, Joe* (Holy Cross)	FB	1946-49

• P •

Pagac, Fred (Ohio State)	TE	1974
Page, Alan (Notre Dame)	DT	1978-81
Parsons, Bob (Penn State)	P-TE	1972-81
Patterson, Billy (Baylor)	QB	1939
Paul, Markus (Syracuse)	S	1989-92
Pauley, Frank Don (Wash. & Jeff.)	T	1930
Payton, Sean (E Illinois)	QB	1987
Payton, Walter (Jackson State)	RB	1975-87
Pearce, W. "Pard" (Penn)	QB	1920-22
Pearson, Madison* (Kansas)	C	1929-34
Pederson, Jim (Augsburg)	HB	1932
Peliffer, Dan (SE Missouri State)	C	1975-77
Percival, Mac (Texas Tech)	K	1967-73
Perez, Peter (Illinois)	G	1945
Perina, Bob* (Princeton)	HB	1949-50
Perini, Pete (Ohio State)	FB	1954-55
Perkins, Don (Plattsville)	FB	1945-46
Perrin, Lonnie (Illinois)	RB	1979
Perry, Todd (Kentucky)	G	1993-97
Perry, William (Clemson)	DT	1985-93
Peterson, Anthony (Notre Dame)	LB	1997
Pettibon, Richie (Tulane)	HB	1959-68
Petty, John* (Purdue)	FB	1942
Petty, Ross* (Illinois)	G	1920
Phillips, Loyd (Arkansas)	DE	1967-69
Phillips, Reggie (SMU)	CB	1985-87
Phipps, Mike (Purdue)	QB	1977-81

Piccolo, Brian* (Wake Forest)	RB	1966-69
Pickens, Bob (Nebraska)	T	1967-68
Pickering, Clay (Maine)	WR	1986
Pifferini, Bob (UCLA)	LB	1972-75
Pilgrim, Evan (BYU)	G	1995-97
Pinder, Cyni (Illinois)	RB	1971-72
Plank, Doug (Ohio State)	S	1975-82
Plasman, Dick* (Vanderbilt)	E	1937-41; 44
Podmajersky, Paul* (Illinois)	G	1944
Polisky, John* (Notre Dame)	G	1929
Polk, Octus (Stephen F. Austin)	G	1995-96
Pollock, Bill (Penn. Military Acad.)	HB	1935-36
Pool, Hampton (Stanford)	E	1940-43
Potter, Kevin (Missouri)	S	1983-84
Preston, Pat (Wake Forest)	G	1946-49
President, Andre (Angelo St.)	TE	1995
Price, Terry (Texas A & M)	DT	1990
Pride, Dan (Jackson State)	LB	1968-69
Primus, Greg (Colorado State)	WR	1994-95
Proctor, Rex (Rice)	HB	1953
Pruitt, Mickey (Colorado)	LB	1988-90
Purnell, James (Wisconsin)	LB	1964-68
Pyle, Mike (Yale)	C	1961-69

• R •

Rabold, Mike* (Indiana)	G	1964-66
Rains, Dan (Cincinnati)	LB	1982-85
Rakestraw, Larry (Georgia)	QB	1964-67
Ramsey, Frank (Oregon State)	G	1945
Rather, Bo (Michigan)	WR	1974-78
Reader, Russ (Michigan State)	HB	1947
Reese, Lloyd* (Tennessee)	FB	1946
Reeves, Carl (North Carolina St.)	DE	1996-97
Reilly, Mike (Iowa)	LB	1964-68
Rentie, Caesar (Oklahoma)	T	1988
Rentner, Ernest "Pug" (Nwestern)	HB	1936-37
Reppond, Mike (Arkansas)	WR	1973
Reynolds, Tom (San Diego State)	WR	1973
Rice, Andy (Texas Southern)	DT	1972-73
Richards, Golden (Hawaii)	WR	1978-79
Richards, Ray (Nebraska)	T	1933-36
Richardson, Mike (Arizona State)	CB	1983-88
Richman, Harry* (Illinois)	G	1929
Riley, Pat (Miami-FL)	DT	1995
Rivera, Ron (California)	LB	1984-92
Rivera, Steve (California)	WR	1977
Rivers, Garland (Michigan)	DB	1987
Rives, Don (Texas Tech)	LB	1973-78
Roberts, Tom* (DePaul)	G	1943-44
Roberts, Willie (Houston)	CB	1973
Rodenhauer, Mark (Illinois State)	C	1987-88
Roder, Mirro	K	1973-74
Roehlk, Jon (Iowa)	G	1987
Roehnehl, William* (Bradley)	G	1958-59
Rogers, Mel (Florida A&M)	LB	1977
Roggeman, Tom (Purdue)	G	1956-57
Romanik, Steve (Villanova)	QB	1950-53
Romney, Milton* (Chicago)	QB	1925-29
Ronzani, Gene* (Marquette)	QB	33-38, 44-45
Roper, John (Texas A&M)	LB	1989-92
Rosequist, Ted* (Ohio State)	T	1934-36



Bears All-Time Roster

Rothschild, Doug (Wheaton)	LB	1987
Rouse, James (Arkansas)	RB	1990-91
Roveto, John (SW Louisiana)	K	1981-82
Rowden, Larry (Houston)	LB	1971
Rowell, Eugene (Dubuque)	DT	1987
Rowland, Brad (McMurry)	HB	1951
Rowland, Justin (TCU)	HB	1960
Rubens, Larry (Montana State)	C	1986
Rupp, Nelson* (Dennison)	QB	1921
Russell, Reginald (Northwestern)	E	1928
Ryan, John (Detroit)	T	1929
Ryan, Rocky (Illinois)	E	1958
Ryan, Tim (USC)	DT	1990-93
Rydalch, Ron (Utah)	DT	1975-80
Rydzewski, Frank* (Notre Dame)	C	1923
Rykovich, Julie* (Illinois)	HB	1949-51

S

Sacrinity, Nick (Wake Forest)	QB	1947
Salaam, Rashaan (Colorado)	RB	1995-97
Saldi, Jay (South Carolina)	TE	1983-84
Sanders, Glenell (Louisiana Tech)	LB	1990
Sanders, Thomas (Texas A&M)	RB	1985-89
Sanderson, Reggie (Stanford)	RB	1973
Sauerbrun, Todd (West Virginia)	P	1995-97
Savoldi, Joe* (Notre Dame)	FB	1930
Sayers, Gale (Kansas)	HB	1965-71
Schiechl, John* (Santa Clara)	C	1945-46
Schmidt, Terry (Ball State)	S	1976-84
Schreiber, Larry (Tenn. Tech)	RB	1976
Schroeder, Gene (Virginia)	E	51-52:54-57
Schubert, Steve (U Mass.)	WR	1975-79
Schuettle, Paul* (Wisconsin)	G	1930-32
Schultz, Bill (USC)	G	1997
Schwartz, Jim (Purdue)	LB	1992
Schweda, Brian (Kansas)	DE	1966
Schweidler, Dick (St. Louis)	HB	1938-39:46

Scott, James (Henderson JC)	WR	1976-80; 82
Scott, Ralph* (Wisconsin)	T	1921-25
Seals, George (Missouri)	G	1965-71
Seibering, Gerald (Drake)	FB	1932
Senn, Bill* (Knox)	HB	1926-31
Serini, Washington* (Kentucky)	G	1948-51
Sevy, Jeff (California)	T-DE	1975-78
Seward, Len (E. Illinois)	LS	1987
Seymour, Jim (Notre Dame)	WR	1970-72
Shank, JL*	HB	1920
Shanklin, Ron (N Texas State)	WR	1975-76
Shannon, John (Kentucky)	DT	1988-89
Shaw, Glenn (Kentucky)	HB	1960
Shearer, Brad (Texas)	DT	1978-80
Shedd, Kenny (Northern Iowa)	WR	1994
Shellog, Alec* (Notre Dame)	T	1939
Sherman, Saul (Chicago)	QB	1939-40
Shipkey, Jerry (UCLA)	FB	1953
Shoemaker, Hub* (Illinois)	G	1920-21
Shy, Don (San Diego State)	RB	1970-72
Siegal, John (Columbia)	E	1939-43
Sigillo, Dom* (Xavier)	T	1943-44
Sigmund, Arthur W.	G	1923
Simmons, David (North Carolina)	LB	1983
Simmons, J. (Bethune-Cookman)	WR	1969
Simpson, Carl (Florida State)	DT	1993-97
Singletary, Mike (Baylor)	LB	1981-92
Sisk, John* (Marquette)	HB	1932-36
Sisk, John Jr. (Miami)	B	1964
Skibinski, John (Purdue)	RB	1978-81
Smeja, Rudy (Michigan)	E	1944-45
Smith, Clarence (Georgia)	E	1942
Smith, Eric (LSU)	WR	1997
Smith, Eugene (Georgia Tech)	G	1930
Smith, H. Allen* (Mississippi)	E	1947-48
Smith, JD (N Carolina A&T)	FB	1956
Smith, James (Compton JC)	HB	1961

COME-FROM-BEHIND WINS

	Never		Largest Deficit		8-10	11+
	Wins	trailed	1-3	4-7		
1980	7	5			1	14 pts. at Det
1981	6	3	1	2		
1982	3	2				11 pts. vs. Det
1983	8	4	1	3		
1984	10	4	4	2		
1985	15	9	1	1	2	12 pts. vs. TB; 14 pts. at TB
1986	14	7	3	2	2	
1987	11	5	1	3		14 pts. vs. KC; 20 pts. at TB
1988	12	7	3	2		
1989	6	4	1	1		
1990	11	5	3	3		
1991	11	2	3	5	1	
1992	5	4		1		
1993	7	5		1		11 pts. at KC
1994	9	4	2	3		
1995	9	5	1	3		
1996	7	2	2	2		14 points vs. Oak
1997	4	2		1		15 points at Mia

Regular season only.



Bears All-Time Roster

Smith, Quintin (Kansas)	WR	1990
Smith, Ray Gene (Midwestern)	HB	1954-57
Smith, Ron (Wisconsin)	S	1965; 70-72
Smith, Russell* (Illinois)	T	1921-23
Smith, Sean (Grambling)	DT	1987-88
Smith, Vernice (Florida A & M)	G	1993
Smith, Vinson (East Carolina)	LB	1993-96
Snow, Percy (Michigan State)	LB	1993
Snyder, Bob (Ohio U.)	QB	1939-41; 43
Sorey, Revie (Illinois)	G	1975-82
Spears, Marcus (NWLouisiana St.)	T	1994-96
Spellman, Alonzo (Ohio State)	DL	1992-97
Spero, Ken (Morehead State)	C	1942
Spivey, Mike (Colorado)	CB	1977-79
Sprinkle, Ed (Hardin-Simmons)	E	1944-55
Stachowicz, Ray (Michigan State)	P	1983
Stahlman, Dick* (DePaul)	T	1933
Staley, Bill (Utah State)	DT	1970-71
Standlee, Norm* (Stanford)	FB	1941
Stargell, Tony (Tennessee State)	CB	1997
Staubert, Gerald (Cincinnati)	G	1951
Steinbach, Larry* (St. Thomas)	G	1930-31
Steinkemper, Bill* (Notre Dame)	T	1942-43
Stenn, Paul (Villanova)	G	1948-51
Stenstrom, Steve (Stanford)	QB	1995-97
Sternaman, Edward* (Illinois)	HB	1920-30
Sternaman, Joe (Illinois)	HB	1922-29
Steuber, Bob (Missouri)	HB	1943
Stickel, Walt (Penn)	T	1946-49
Stillwell, Roger (Stanford)	DE-DT	1975-77
Stinchcomb, Pete* (Ohio State)	QB	1921-22
Stinson, Lemuel (Texas Tech)	CB	1988-92
Stoepel, Terry (Tulsa)	G	1967
Stoffa, Anton* (Luther)	HB	1939
Stone, Billy (Bradley)	HB	1951-54
Stonebreaker, Michael (Notre Dame)	LB	1991
Stoops, Mike (Iowa)	DS	1987

Streeter, George (Notre Dame)	DB	1989
Strickland, Larry* (North Texas State)	C	1954-59
Sturtridge, Dick (DePaul)	HB	1928-29
Stydahar, Joe* (West Virginia)	T	1936-42; 45-46
Suhey, Matt (Penn State)	RB	1980-89
Sullivan, Frank* (Loyola, NO)	C	1935-39
Sumner, Charles (Wm & Mary)	HB	1955; 58-60
Sweeney, Jake (Cincinnati)	T	1944
Swisher, Bob* (Northwestern)	HB	1938-41; 45
Szymanski, Frank (Notre Dame)	C	1949

• T •

Tabor, Paul (Oklahoma)	C	1980
Tackwell, CO* (Kansas State)	E	1931-33
Taft, Merrill* (Wisconsin)	FB	1924
Tate, David (Colorado)	S	1988-92
Tate, Lars (Georgia)	RB	1990
Taylor, Brian (Oregon State)	RB	1989
Taylor, Clifton (Memphis State)	RB	1974
Taylor, Joe (N. Carolina A&T)	DB	1967-74
Taylor, JR "Tarz" (Ohio State)	G	1921-22
Taylor, Ken (Oregon St.)	CB	1985
Taylor, Lionel (NM Highland Univ.)	E	1959
Taylor, Roosevelt (Grambling)	DB	1961-68
Teafattler, Guy (Illinois)	DL	1987
Thayer, Tom (Notre Dame)	G	1985-92
Thierry, John (Alcorn State)	DE	1994-97
Thomas, Bob (Notre Dame)	K	1975-84
Thomas, Calvin (Illinois)	FB	1982-87
Thomas, Earl (Houston)	WR	1971-73
Thomas, Mark (NC State)	DE	1997
Thomas, Stan (Texas)	T	1991-92
Thompson, Russ (Nebraska)	T	1936-39
Thornton, James (Cal St.-Fton)	TE	1988-92
Thrift, Cliff (E Central Oklahoma)	LB	1985
Thrower, Willie (Michigan State)	QB	1953
Tillman, Lewis (Jackson St.)	RB	1994-95

BLOWN LEADS

	Losses	Never Led	Largest Lead:			
			1-3	4-7	8-10	11+
1980	9	4	3	1	1	
1981	10	6	3	1		
1982	6	4		1		17 at TB
1983	8	6		2		
1984	6		2	3	1	
1985	1	1				
1986	2	1		1		
1987	4	2				14 vs. NO; 14 at Den
1988	4	3	1			
1989	10	5	3	1	1	
1990	5	2	1	1	1	
1991	5	3		1	1	
1992	11	6	1	2		14 vs. Cin; 20 at Min
1993	9	4	2	2	1	
1994	7	4	2		1	
1995	7	3		4		
1996	9	2	2	4	1	
1997	12	4	2	4	1	14 at Det

Regular season only.



Bears All-Time Roster

Timpson, Michael (Penn State)	WR	1995-96
Tom, Mel (San Jose State)	DE	1973-75
Tomczak, Mike (Ohio State)	QB	1985-90
Torrence, Jack* (LSU)	T	1939-40
Trafton, George* (Notre Dame)	C	1920-32
Trimble, Steve (Maryland)	DB	1987
Trost, Milt (Marquette)	T	1935-39
Tucker, Bill (Tennessee State)	RB	1971
Turner, Cecil (California Poly)	FL	1968-73
Turner, Clyde (Hardin-Simmons)	C	1940-52

• U •

Ulmer, Mike (Doane)	CB	1980
Usher, Lou* (Syracuse)	T	1920

• V •

Vactor, Ted (Nebraska)	CB	1975
Vallez, Emilio (New Mexico)	TE	1968-69
Van Horne, Keith (USC)	T	1981-93
Van Valkenburg, Pete (BYU)	RB	1974
Veach, Walter*	HB	1920
Venturelli, Fred*	T	1948
Vick, Ernie* (Michigan)	C	1925-27
Vick, Richard (Wash. & Jeff.)	QB	1925
Villarrial, Chris (Indiana-PA)	C	1996-97
Vodicka, Joe (Lewis Institute)	HB	1943-45
Voss, Walter "Tillie" (Detroit)	E	1927-28
Vucinich, Milt (Stanford)	G	1945

• W •

Waddle, Tom (Boston College)	WR	1989-94
Wade, Charles (Tennessee St.)	WR	1974
Wade, William (Vanderbilt)	QB	1961-66
Waechter, Henry (Nebraska)	DE	1982-85
Wager, Clinton (St. Mary's)	E	1942-43
Wagner, Barry (Alabama A & M)	WR	1992
Wagner, Bryan (Cal St.-Northridge)	P	1987-88
Wallace, Bob (UTEP)	E	1968-72
Wallace, Joe (Notre Dame)	E	1928
Wallace, Stan (Illinois)	HB	1954-57
Walquist, Laurie* (Illinois)	QB	1922-31
Walsh, Steve (Miami, FL)	QB	1994-95
Walterscheid, Len (S Utah)	S	1977-82
Ward, John (Oklahoma State)	C-G	1976
Washington, Fred* (TCU)	DT	1990
Washington, Harry (Colorado St.)	WR	1979
Watkins, Bobby (Ohio State)	HB	1955-57
Watts, Rickey (Tulsa)	WR	1979-83
Weatherly, Gerald (Rice)	C	1950-52
Wetnight, Ryan (Stanford)	TE	1993-97
Wetoska, Bob (Notre Dame)	T	1960-69
Wetzel, Damon (Ohio State)	HB	1935
Wheeler, Tod (W Texas State)	G	1970
Wheeler, Wayne (Alabama)	WR	1974
Whitaker, Danta (Miss. Valley St.)	TE	1993
White, Lawrence (Dana)	WR	1987
White, Roy* (Valparaiso)	FB	1923-27
White, Wilford (Arizona State)	HB	1951-52
Whitman, SJ (Tulsa)	HB	1953-54
Whitsell, Dave (Indiana)	DB	1961-66
Whitterton, Jesse (West Texas)	HB	1958

Wiegman, Casey (Iowa)	C/G	1997
Wightkin, Bill (Notre Dame)	DE	1950-57
Williams, Bob (Notre Dame)	QB	1951-53
Williams, Brooks (N Carolina)	TE	1981-82
Williams, Broughton (Florida)	T	1947
Williams, Dave (Colorado)	RB	1979-81
Williams, Fred (Arkansas)	T	1952-63
Williams, James (Cheyney St.)	DT	1991-97
Williams, Jeff (Rhode Island)	G	1982
Williams, Oliver (Illinois)	WR	1983
Williams, Perry (Purdue)	RB	1974
Williams, Tyrone (Wyoming)	DT	1997
Williams, Walt (New Mexico St.)	CB	1982-83
Willis, Peter Tom (Florida St.)	QB	1990-93
Wilson, George* (Northwestern)	E	1937-46
Wilson, Nemiah (Grambling)	CB	1975
Wilson, Otis (Louisville)	LB	1980-87
Wojciechowski, John (Mich. St.)	T	1987-93
Wolden, Allan (Bemidji State)	RB	1987
Woods, Tony (Oklahoma)	DT	1989
Woolford, Donnell (Clemson)	CB	1989-96
Worley, Tim (Georgia)	RB	1993-94
Wright, Eric (Stephen F. Austin)	WR	1991-92
Wright, Steve (Alabama)	T	1971
Wrightman, Tim (UCLA)	TE	1985-86
Wynne, Elmer* (Notre Dame)	FB	1928

• Y •

Youmans, Maury (Syracuse)	T	1960-63
Young, Adrian (USC)	LB	1973
Young, Randolph* (Millikin)	T	1920
Youngblood, George (LSU)	S	1969
Yourist, Abe	E	1923

• Z •

Zanders, Emanuel (Jackson State)	G	1981
Zarnas, Gust (Ohio State)	G	1938
Zawatson, Dave (California)	T	1989
Zeller, Joe (Indiana)	G	1938
Zizak, Vince* (Villanova)	G	1934
Zorich, Chris (Notre Dame)	DT	1991-97
Zorich, George* (Northwestern)	G	1944-46
Zucco, Vic (Michigan State)	HB	1957-60

• • •

*If you have information related to
the Chicago Bears All-time Roster,
please contact*

*the Chicago Bears Public Relations Department,
at Halas Hall, 1000 Football Drive,
Lake Forest, IL 60045; tel.: 847 / 295-6600.
Our fax number is 847 / 615-2387.*

• • •



All-Time Assistant Coaches

Name	Seasons	Years
Abramowicz, Danny	5	1992-96
Allen, George	8	1958-65
Anderson, Hunk	8	1940-42; 46-50
Armstrong, Keith	1	1997
Austin, Bill	1	1971
Bratkowski, Zeke	3	1972-74
Brodsky, Joe		
Brooks, Clarence	5	1993-97
Brumbaugh, Carl	3	1938; 40; 44
Callahan, Ray	3	1975-77
Carr, Jim	3	1969; 73-74
Cavanaugh, Matt	1	1997
Cherundolo, Chuck	6	1966-68; 72-74
Cody, Ed	6	1965-70
Conner, George	2	1956-57
DeCorrevont, Bill	1	1949
Dimancheff, Babe	3	1966-68
Dooley, Jim	14	1963-67; 81-89
Dovell, Whitey	3	1972-74
Driscoll, Paddy	20	1941-55; 58-62
Ecklund, Brad	3	1975-77
Fears, Ivan	5	1993-97
Fichtner, Ross	3	1975-77
Fortunato, Joe	2	1967-68
Frei, Jerry	3	1978-80
George, Bill	1	1972
Gerhart, Doug	1	1979
Gibron, Abe	7	1965-71
Gillman, Sid	1	1977
Goldston, Ralph	1	1974
Grange, Red	8	1933-40
Handler, Phil	17	1952-68
Haupt, Dale	8	1978-85
Hilton, John	3	1975-77
Hughes, Ed	7	1982-88
Jagade, Chick	1	1956
Johnsos, Luke	30	1935-39; 41-42; 46-68
Kazor, Steve	11	1982-92

Name	Seasons	Years
Kuhlmann, Hank	5	1978-82
Landry, Greg	7	1986-92
LaRue, Jim	12	1978-89
Levra, John	7	1986-92
Lord, Bob	1	1974
Luckman, Sid	16	1954; 56-70
Mainord, Carlos	5	1993-97
Marchibroda, Ted	1	1981
Mather, Chuck	8	1958-65
McGinnis, David	10	1986-95
Meyer, Ken	3	1978-80
Moss, Perry	4	1970-73
O'Connor, Fred	3	1975-77
Peete, Willie	3	1995-97
Pendry, Joe	2	1993-94
Plumb, Ted	8	1980-85; '96-97
Rapp, Vic	4	1989-92
Ringo, Jim	3	1969-71
Roland, Johnny	11	1982-92
Ronzani, Gene	3	1947-49
Rossley, Tom		
Ryan, Buddy	8	1978-85
Schiano, Greg	2	1996-97
Scovill, Doug	1	1978
Shaughnessy, Clark	12	1951-62
Shaw, Bob	3	1969-71
Shinnick, Don	2	1970-71
Shula, Mike	3	1993-95
Slowik, Bob	5	1993-97
Stanfel, Dick	12	1981-92
Stoltz, Jerry	4	1973-76
Stydahar, Joe	2	1963-64
Tobin, Vince	7	1986-92
Turner, Clyde "Bulldog"	5	1952-56
Turner, Ron	4	1993-96
Walquist, Laurie	2	1933-34
Wilson, George	2	1947-48
Wise, Tony	5	1993-97
Yaralian, Zaven	3	1990-92

BEARS vs. SUPER BOWL WINNERS

The Bears are 8-8 against defending Super Bowl champions. However, Chicago has won 7 of its last 10 against reigning champs, despite losing twice to Green Bay in '97. The Bears have opened the past two seasons against the defending champs—the Packers last year, and Dallas (22-6 Bears win) in 1996.

YEAR / DATE OF GAME	OPPONENT	RESULT / SCORE
1967 (Sept. 24)	@ Green Bay	L 10-13
1967 (Nov. 26)	GREEN BAY (at Wrigley Field)	L 13-17
1968 (Nov. 3)	@ Green Bay	W 13-10
1968 (Dec. 15)	GREEN BAY (at Wrigley Field)	L 27-28
1975 (Oct. 19)	@ Pittsburgh	L 3-34
1980 (Sept. 28)	@ Pittsburgh	L 3-38
1981 (Dec. 13)	@ Oakland	W 23-6
1984 (Nov. 4)	LA RAIDERS	W 17-6
1985 (Oct. 13)	@ San Francisco	W 26-10
1987 (Sept. 14)	NEW YORK GIANTS	W 34-19*
1988 (Nov. 13)	@ Washington	W 34-14
1989 (Dec. 24)	@ San Francisco	L 0-26
1991 (Sept. 15)	NEW YORK GIANTS	W 20-17
1996 (Sept. 1)	DALLAS	W 22-6*
1997 (Sept. 1)	@ Green Bay	L 38-24
1997 (Oct. 12)	Green Bay	L 24-23

* Monday night season-opener.



Pre-Season Results

1921 — 1-0	Chi	Opp
Waukegan	W	35 0

1923 — 0-0-1	Chi	Opp
Milwaukee Badgers	T	0 0

1924 — 2-1	Chi	Opp
Cleveland Bulldogs	W	23 0
Frankford Yellowjackets	W	13 10
Rock Island Independents	L	6 7

1928 — 1-0	Chi	Opp
Minneapolis Marines	W	12 6

1929 — 1-1	Chi	Opp
Memphis Tigers	W	39 19
Memphis Tigers	L	14 21

1930 — 1-1	Chi	Opp
Milwaukee Badgers	W	26 0
Ironton (OH) Tanks	L	13 26

1931 — 1-0	Chi	Opp
Cicero Boosters	W	43 0

1932 — 3-0-1	Chi	Opp
Cleveland Panthers	W	26 0
St. Louis Gunners	W	35 0
Portsmouth Spartans	T	6 6
Boston Redskins	W	21 0

1933 — 2-0	Chi	Opp
S 10 Cicero Boosters	W	60 0
S 16 Notre Dame All-Stars	W	14 0

1934 — 4-0-1	Chi	Opp
A 30 Chicago All-Stars	T	0 0
S 5 Indiana Harbor	W	19 6
S 9 Chicago Tigers	W	41 0
S 12 LaCrosse	W	25 0
Texas All-Stars	W	34 13
O 12 Green Bay Packers	W	10 6
N 7 Minnesota Stars	W	14 3
D 15 Philadelphia Eagles	W	28 14
D 22 Brooklyn Dodgers	W	20 6
D 23 Memphis Tigers	W	30 13
J 13 Chicago Cardinals	L	9 13
J 20 Pacific Coast Stars	W	26 7
J 27 New York Giants	W	21 0

Italics indicates mid- or post-season exhibition games.

1935 — 5-0	Chi	Opp
A 30 College All-Stars	W	5 0
S 8 Badger All-Stars	W	58 0
S 11 Calumet All-Stars	W	40 0
S 15 American Legion All-Stars	W	41 0
Kenosha	W	47 0

1936 — 1-1	Chi	Opp
S 7 Texas All-Stars	L	6 7
S 8 Oklahoma All-Stars	W	14 6

1937 — 3-1	Chi	Opp
S 6 Texas All-Stars	L	0 6
S 7 Oklahoma All-Stars	W	25 0
S 10 Calumet Indians	W	34 0
S 12 Des Moines Comets	W	39 0

1938 — 4-1	Chi	Opp
S 1 Eastern All-Stars	W	26 14
S 5 Southern All-Stars	W	32 18
S 23 Negro All-Stars	W	51 0
S 25 Cincinnati Bengals	L	13 17
S 27 Los Angeles Bulldogs	W	14 12

1939 — 3-0	Chi	Opp
S 5 Calumet All-Stars	W	13 0
S 9 Glen Ellyn All-Stars	W	55 6
S 27 Cincinnati Bengals	W	26 6

1940 — 6-1	Chi	Opp
A 24 Calumet Indians	W	48 6
A 30 Pittsburgh Steelers	L	9 10
S 5 Philadelphia Eagles	W	27 21
S 8 Newark Bears	W	35 7
S 12 Calumet Indians	W	52 0
S 15 St. Louis Gunners	W	59 0
National League Stars	W	28 14

1941 — 6-0	Chi	Opp
A 19 Kenosha Cardinals	W	27 6
A 28 College All-Stars	W	37 13
S 9 Brooklyn Dodgers	W	14 9
S 11 Eastern All-Stars	W	23 6
S 14 Newark Bears	W	47 12
National League Stars	W	35 24

1942 — 5-0	Chi	Opp
A 22 Camp Grant	W	32 6
A 28 College All-Stars	W	21 0
S 5 Pittsburgh Steelers	W	40 20
S 13 Washington Redskins	W	38 14
S 20 Army All-Stars	W	14 7

1943 — 3-0	Chi	Opp
New York Giants	W	42 28
Washington Redskins	W	21 14
Philadelphia-Pittsburgh	W	20 7

1944 — 3-1	Chi	Opp
A 30 College All-Stars	W	24 21
Washington Redskins	L	7 21
New York Giants	W	20 10
Washington Redskins	W	28 0

1945 — 1-2	Chi	Opp
Washington Redskins	L	7 14
Philadelphia Eagles	L	21 38
New York Giants	W	14 13

1946 — 5-0	Chi	Opp
S 1 New York Giants	W	19 0
S 5 Boston Yanks	W	24 17
S 13 Philadelphia Eagles	W	24 12
S 17 Akron Bears	W	38 13
S 22 Washington Redskins	W	20 14

1947 — 3-1	Chi	Opp
A 22 College All-Stars	L	0 16
S 7 Boston Yanks	W	37 20
S 13 Philadelphia Eagles	W	13 10
S 17 Washington Redskins	W	28 7



Pre-Season Results

1948 — 4-1

	Chi	Opp
A 22 Pittsburgh Steelers	W	28 14
A 28 Philadelphia Eagles	W	24 23
S 5 Boston Yanks	W	42 7
S 9 Boston Yanks	W	24 14
S 14 New York Giants	L	7 17

1949 — 4-1

	Chi	Opp
A 20 Pittsburgh Steelers	W	34 0
A 28 New York Bulldogs	W	14 7
S 4 Washington Redskins	W	28 17
S 10 New York Giants	W	20 17
S 17 Philadelphia Eagles	L	7 14

1950 — 4-2

	Chi	Opp
A 12 New York Yankees	W	34 33
A 18 New York Giants	L	7 10
A 24 Baltimore Colts	W	21 17
A 26 Pittsburgh Steelers	W	30 14
S 1 Cleveland Browns	L	23 27
S 10 Philadelphia Eagles	W	10 3

1951 — 3-4

	Chi	Opp
A 23 Los Angeles Rams	L	14 42
A 26 San Francisco 49ers	W	24 7
S 2 New York Giants	L	0 14
S 9 Cleveland Browns	L	21 32
S 15 Philadelphia Eagles	W	31 6
S 19 Washington Redskins	W	21 19
S 23 Pittsburgh Steelers	L	17 21

1952 — 4-1

	Chi	Opp
A 12 Pittsburgh Steelers	W	14 9
A 29 Cleveland Browns	L	7 14
S 6 Philadelphia Eagles	W	37 7
S 14 New York Giants	W	17 7
S 20 Pittsburgh Steelers	W	23 0

1953 — 2-4

	Chi	Opp
A 15 Pittsburgh Steelers	L	10 29
A 22 Philadelphia Eagles	L	10 24
A 29 Pittsburgh Steelers	W	31 28
S 3 New York Giants	L	7 14
S 11 Cleveland Browns	L	14 20
S 20 Chicago Cardinals	W	14 13

1954 — 3-3

	Chi	Opp
A 14 Pittsburgh Steelers	W	21 14
A 18 Chicago Cardinals	L	0 10
A 28 Philadelphia Eagles	L	21 24
S 4 Washington Redskins	W	28 24
S 12 New York Giants	W	28 24
S 18 Cleveland Browns	L	7 35

1955 — 3-2

	Chi	Opp
A 20 Chicago Cardinals	L	6 21
A 26 Philadelphia Eagles	L	20 27
S 3 Washington Redskins	W	45 10
S 10 New York Giants	W	7 0
S 15 Cleveland Browns	W	24 21

1956 — 5-1

	Chi	Opp
A 18 Chicago Cardinals	W	31 7
A 24 Philadelphia Eagles	W	28 21
S 1 Washington Redskins	W	17 3
S 8 Pittsburgh Steelers	W	21 10
S 15 New York Giants	W	20 10
S 21 Cleveland Browns	L	14 24

1957 — 4-1-1

	Chi	Opp
A 17 Pittsburgh Steelers	W	24 7
A 24 Baltimore Colts	T	24 24
A 30 New York Giants	L	17 24
S 8 Philadelphia Eagles	W	24 14
S 14 Pittsburgh Steelers	W	37 10
S 20 Cleveland Browns	W	29 3

1958 — 6-0

	Chi	Opp
A 17 Chicago Cardinals	W	24 7
A 24 Philadelphia Eagles	W	3 0
A 30 Pittsburgh Steelers	W	17 10
S 5 Detroit Lions	W	24 17
S 12 Cleveland Browns	W	42 31
S 21 Washington Redskins	W	27 24

1959 — 5-1

	Chi	Opp
A 15 Green Bay Packers	W	19 16
A 22 Philadelphia Eagles	W	24 21
A 29 Pittsburgh Steelers	W	54 17
S 5 Washington Redskins	W	52 14
S 11 New York Giants	W	18 6
S 19 Cleveland Browns	L	31 33

1960 — 3-2

	Chi	Opp
A 15 New York Giants	W	16 17
A 27 Green Bay Packers	L	7 35
S 3 Washington Redskins	W	17 0
S 10 Cleveland Browns	L	10 16
S 16 Pittsburgh Steelers	W	21 10

1961 — 4-2

	Chi	Opp
A 5 Montreal Alouettes	W	34 16
A 12 Philadelphia Eagles	L	10 38
A 19 Washington Redskins	W	29 13
A 26 Green Bay Packers	L	14 24
S 2 Minnesota Vikings	W	30 7
S 8 Pittsburgh Steelers	W	24 21

1962 — 0-5

	Chi	Opp
A 11 Pittsburgh Steelers	L	14 19
A 18 Philadelphia Eagles	L	14 28
A 25 Green Bay Packers	L	21 35
S 1 Washington Redskins	L	28 29
S 7 Cleveland Browns	L	24 28

1963 — 3-2

	Chi	Opp
A 10 New York Giants	W	17 7
A 15 Washington Redskins	W	28 26
A 24 Green Bay Packers	L	7 26
A 31 St. Louis Cardinals	L	14 17
S 7 Baltimore Colts	W	14 7

1964 — 3-2

	Chi	Opp
A 7 College All-Stars	W	28 17
A 14 Washington Redskins	W	14 13
A 22 Green Bay Packers	L	7 21
A 28 St. Louis Cardinals	L	3 7
S 7 Dallas Cowboys	W	21 6

1965 — 2-3

	Chi	Opp
A 12 Washington Redskins	W	31 30
A 21 Green Bay Packers	L	14 31
A 28 Los Angeles Rams	W	28 14
S 3 St. Louis Cardinals	L	3 25
S 11 Dallas Cowboys	L	21 34



Pre-Season Results

1966 — 3-1

	Chi	Opp
A 6 Philadelphia Eagles	L 21	40
A 12 Green Bay Packers	W 13	10
A 20 Washington Redskins	W 21	10
S 2 St. Louis Cardinals	W 22	20

1967 — 2-3

	Chi	Opp
A 9 Washington Redskins	L 14	37
A 18 Green Bay Packers	L 0	18
A 23 Kansas City Chiefs	L 24	66
S 1 St. Louis Cardinals	W 42	14
S 9 Philadelphia Eagles	W 14	0

1968 — 4-1

	Chi	Opp
A 3 Dallas Cowboys	W 30	24
A 10 Baltimore Colts	L 0	10
A 19 Green Bay Packers	W 10	7
A 24 Washington Redskins	W 45	13
S 6 St. Louis Cardinals	W 19	17

1969 — 3-3

	Chi	Opp
A 2 Washington Redskins	L 7	13
A 9 Miami Dolphins	W 16	10
A 16 Green Bay Packers	W 19	9
A 22 Houston Oilers	L 17	19
A 30 Buffalo Bills	W 23	16
S 12 St. Louis Cardinals	L 31	37

1970 — 1-4-1

	Chi	Opp
A 8 Houston Oilers	W 23	13
A 15 Green Bay Packers	T 6	6
A 24 San Diego Chargers	L 9	14
A 29 St. Louis Cardinals	L 3	24
S 5 Denver Broncos	L 17	30
S 11 Minnesota Vikings	L 30	31

1971 — 3-3

	Chi	Opp
A 7 Green Bay Packers	W 2	0
A 14 Baltimore Colts	L 13	21
A 21 Minnesota Vikings	L 14	34
A 28 Cleveland Browns	W 20	19
S 4 Houston Oilers	L 17	37
S 12 Denver Broncos	W 33	17

1972 — 1-4-1

	Chi	Opp
A 5 Kansas City Chiefs	L 10	24
A 10 Houston Oilers	W 20	17
A 20 New England Patriots	L 17	27
A 27 Green Bay Packers	L 7	10
S 3 Buffalo Bills	T 24	24
S 9 St. Louis Cardinals	L 14	33

1973 — 3-1-2

	Chi	Opp
A 4 Green Bay Packers	T 13	13
A 11 Houston Oilers	W 34	7
A 18 Miami Dolphins	T 9	9
A 26 Buffalo Bills	W 13	10
S 1 St. Louis Cardinals	W 31	20
S 9 Washington Redskins	L 3	7

1974 — 1-5

	Chi	Opp
A 3 St. Louis Cardinals	L 7	10
A 12 Pittsburgh Steelers	L 21	50
A 17 Green Bay Packers	L 10	20
A 26 Baltimore Colts	W 20	16
A 31 Houston Oilers	L 20	37
S 9 Miami Dolphins	L 7	30

1975 — 2-4

	Chi	Opp
A 9 San Diego Chargers	W 22	0
A 16 Green Bay Packers	L 9	13
A 23 St. Louis Cardinals	W 14	13
A 30 Denver Broncos	L 0	13
S 6 Miami Dolphins	L 10	21
S 13 Houston Oilers	L 13	24

1976 — 5-1

	Chi	Opp
J 31 Denver Broncos	W 15	14
A 7 Seattle Seahawks	W 27	16
A 14 Baltimore Colts	W 25	14
A 21 St. Louis Cardinals	L 14	20
A 28 Tampa Bay Buccaneers	W 10	7
S 3 Washington Redskins	W 9	7

1977 — 3-4

	Chi	Opp
J 30 New York Jets	W 20	6
A 6 New Orleans Saints	L 14	20
A 13 Oakland Raiders	W 20	13
A 20 Houston Oilers	W 14	10
A 25 Cleveland Browns	L 7	14
S 2 St. Louis Cardinals	L 14	23
S 10 Cincinnati Bengals	L 6	24

1978 — 0-4

	Stadium†	Chi	Opp
A 5 Oakland Raiders	(S)	L 13	14
A 12 St. Louis Cardinals	(S)	L 14	26
A 19 Cincinnati Bengals	(CI)	L 3	27
A 24 Seattle Seahawks	(SE)	L 7	16

1979 — 3-1

1979 — 3-1				Chi	Opp
A 4	New York Jets	(S)	W	27	14
A 11	New Orleans Saints	(NO)	W	13	6
A 18	Cincinnati Bengals	(S)	W	17	13
A 25	St. Louis Cardinals	(SL)	L	7	10

INTERNATIONAL GAMES

The Bears were the first team to play overseas when they met the Cowboys in London in 1986. Since that game, the NFL has expanded the American Bowl to several sites including Tokyo, Barcelona, Montreal, and Mexico City. Last season, the Bears fourth trip abroad took them to Dublin, Ireland's Croke Park on July 27, 1997, to face the Pittsburgh Steelers.

Aug. 3, 1986	Bears 17	Cowboys 3	Wembley Stadium	London, ENGLAND
Aug. 14, 1988	Bears 21	Vikings 28	Ullevi Stadium	Gothenburg, SWEDEN
Aug. 3, 1991	Bears 7	49ers 21	Olympic Stadium	Berlin, GERMANY
July 27, 1997	Bears 17	Steelers 30	Croke Park	Dublin, IRELAND



Pre-Season Results

1980 — 1-3

		Chi	Opp
A 10	New York Jets (NJ)	W	21 9
A 16	Cincinnati Bengals (CI)	L	3 21
A 23	Cleveland Browns (S)	L	31 33
A 30	St. Louis Cardinals (S)	L	13 21

1981 — 2-2

		Chi	Opp
A 8	New York Giants (S)	L	7 23
A 15	Kansas City Chiefs (KC)	L	0 13
A 22	Cincinnati Bengals (S)	W	24 21
A 29	St. Louis Cardinals (SL)	W	31 27

1982 — 1-3

		Chi	Opp
A 16	San Diego Chargers (SD)	L	27 28
A 21	Buffalo Bills (BF)	W	21 14
A 28	St. Louis Cardinals (S)	L	3 10
S 4	Baltimore Colts (S)	L	17 26

1983 — 3-1

		Chi	Opp
A 6	Buffalo Bills (S)	W	27 17
A 13	St. Louis Cardinals (SL)	L	24 27
A 20	Los Angeles Raiders (LA)	W	27 21
A 27	Kansas City Chiefs (S)	W	20 17

1984 — 1-3

		Chi	Opp
A 4	St. Louis Cardinals (S)	L	10 19
A 11	Green Bay Packers (ML)	L	10 17
A 18	Cincinnati Bengals (S)	L	17 25
A 26	Buffalo Bills (I)	W	38 7

1985 — 1-3

		Chi	Opp
A 9	St. Louis Cardinals (SL)	L	3 10
A 17	Indianapolis Colts (S)	L	13 24
A 26	*Dallas Cowboys (DA)	L	13 15
A 31	Buffalo Bills (S)	W	45 14

1986 — 4-1

		Chi	Opp
A 3	**Dallas Cowboys (LN)	W	17 6
A 9	Pittsburgh Steelers (TR)	W	33 13
A 16	Indianapolis Colts (S)	W	38 21
A 23	St. Louis Cardinals (S)	L	7 14
A 30	Buffalo Bills (ND)	W	31 17

1987 — 3-1

		Chi	Opp
A 16	Miami Dolphins (JR)	W	10 3
A 22	Pittsburgh Steelers (S)	W	50 14
A 31	*St. Louis Cardinals (S)	L	16 20
S 5	Los Angeles Raiders (LA)	W	20 17

1988 — 1-3

		Chi	Opp
A 6	Miami Dolphins (S)	W	20 17
A 14	**Minnesota Vikings (SW)	L	21 28
A 22	*Dallas Cowboys (DA)	L	9 17
A 26	Los Angeles Raiders (S)	L	22 37

1989 — 2-2

		Chi	Opp
A 14	*Miami Dolphins (JR)	W	28 20
A 19	San Diego Chargers (S)	L	7 24
A 27	Kansas City Chiefs (S)	L	17 22
S 2	Los Angeles Raiders (LA)	W	41 38

1990 — 4-1

		Chi	Opp
A 4	Cleveland Browns (CN)	W	13 0
A 11	Miami Dolphins (S)	W	10 6
A 18	Phoenix Cardinals (TM)	W	17 9
A 24	Los Angeles Raiders (S)	L	3 20
A 30	Buffalo Bills (SC)	W	35 7

1991 — 2-3

		Chi	Opp
J 26	Miami Dolphins (JR)	W	6 0
A 3	**San Francisco 49ers (G)	L	7 21
A 11	Phoenix Cardinals (S)	L	10 12
A 17	Los Angeles Raiders (LA)	L	10 13
A 24	Buffalo Bills (S)	W	30 13

1992 — 1-3

		Chi	Opp
A 10	*New Orleans Saints (S)	L	31 34
A 15	Phoenix Cardinals (TM)	L	17 20
A 23	Pittsburgh Steelers (S)	L	17 28
A 28	Dallas Cowboys (TX)	W	20 13

1993 — 1-3

		Chi	Opp
A 8	Philadelphia Eagles (V)	L	9 13
A 14	Phoenix Cardinals (S)	L	10 11
A 23	*New Orleans Saints (NO)	L	14 20
A 27	Dallas Cowboys (S)	W	23 21

1994 — 4-0

		Chi	Opp
A 5	Philadelphia Eagles (S)	W	12 6
A 13	Arizona Cardinals (TM)	W	16 0
A 22	*Kansas City Chiefs (KC)	W	21 18
A 27	New York Giants (S)	W	27 21

1995 — 1-3

		Chi	Opp
A 4	Carolina Panthers (S)	W	18 15
A 14	*Cleveland Browns (CL)	L	13 55
A 20	Arizona Cardinals (S)	L	16 17
A 24	Indianapolis Colts (I)	L	7 29

1996 — 1-3

		Chi	Opp
A 3	Carolina Panthers (C)	L	12 30
A 11	Miami Dolphins (S)	W	24 21
A 17	New Orleans Saints (NO)	L	21 31
A 22	# Kansas City Chiefs (S)	L	10 14

1997 — 2-3

		Chi	Opp
J 27	*Pittsburgh Steelers @ Dublin	L	17 30
A 2	@Buffalo Bills (BF)	W (ot)	20 17
A 10	@Miami Dolphins (JR)	L	14 21
A 16	Arizona Cardinals (S)	W	22 10
A 22	New Orleans Saints (S)	L	7 13

All-time Pre-season Record: 202-129-8 (.610)

* Indicates Monday Night Football

** American Bowl game (overseas)

Game cancelled in 3rd quarter due to lightning.

† See page 222 for stadium codes.



Post-Season Results

Date	Game	Winner	Loser	Chi-Opp	Site
12-17-33	NFL Championship	BEARS	NY Giants	23-21	Wrigley Field
12-9-34	NFL Championship	NY Giants	BEARS	13-30	Polo Grounds
12-12-37	NFL Championship	Washington	BEARS	21-28	Wrigley Field
12-8-40	NFL Championship	BEARS	Washington	73- 0	Griffith Stadium
12-14-41	Conf. Championship	BEARS	Green Bay	33-14	Wrigley Field
12-21-41	NFL Championship	BEARS	NY Giants	37- 9	Wrigley Field
12-13-42	NFL Championship	Washington	BEARS	6-14	Griffith Stadium
12-26-43	NFL Championship	BEARS	Washington	41-21	Wrigley Field
12-15-46	NFL Championship	BEARS	NY Giants	24-14	Polo Grounds
12-17-50	Conf. Championship	LA Rams	BEARS	14-24	LA Coliseum
12-30-56	NFL Championship	NY Giants	BEARS	7-47	Yankee Stadium
12-29-63	NFL Championship	BEARS	NY Giants	14-10	Wrigley Field
12-26-77	NFC Divisional	Dallas	BEARS	7-37	Texas Stadium
12-23-79	NFC Wild Card	Philadelphia	BEARS	17-27	Veterans Stadium
12-30-84	NFC Divisional	BEARS	Washington	23-19	RFK Memorial
1-6-85	NFC Championship	San Francisco	BEARS	0-23	Candlestick Park
1-5-86	NFC Divisional	BEARS	NY Giants	21- 0	Soldier Field
1-12-86	Conf. Championship	BEARS	LA Rams	24- 0	Soldier Field
1-26-86	Super Bowl XX	BEARS	New England	46-10	Louisiana Superdome
1-3-87	NFC Divisional	Washington	BEARS	13-27	Soldier Field
1-10-88	NFC Divisional	Washington	BEARS	17-21	Soldier Field
12-31-88	NFC Divisional	BEARS	Philadelphia	20-12	Soldier Field
1-8-89	Conf. Championship	San Francisco	BEARS	3-28	Soldier Field
1-6-91	First Round	BEARS	New Orleans	16- 6	Soldier Field
1-13-91	Second Round	NY Giants	BEARS	3-31	Giants Stadium
12-29-91	First Round	Dallas	BEARS	13-17	Soldier Field
1-1-95	First Round	BEARS	Minnesota	35-18	HHH Metrodome
1-7-95	Second Round	San Francisco	BEARS	15-44	Candlestick Park

Bears vs.:	Green Bay	1-0	1.000
	Minnesota	1-0	1.000
	New England	1-0	1.000
	New Orleans	1-0	1.000
	NY Giants	5-3	.625
	LA Rams	1-1	.500
	Philadelphia	1-1	.500
	Washington	3-4	.429
	Dallas	0-2	.000
	San Francisco	0-3	.000

Playoff record: 14-14 (.500)
 Record at home: 10-5 (.636)
 NFL Championship game record: 7-4 (.667)

 NFC Central Division Championships:
 1977*, 1979*, 1984, 1985, 1986, 1987,
 1988, 1990
 (* tied for division title and lost tiebreaker)

MOST-WATCHED TV PROGRAMS . . . EVER

Program	Date	Viewers	Rating
1. Super Bowl XXX (Dallas vs. Pittsburgh) NBC	1-28-96	138,488,000	46.0
2. Super Bowl XXVIII (Dallas vs. Buffalo) NBC	1-30-94	134,800,000	45.5
3. Super Bowl XXVII (Dallas vs. Buffalo) NBC	1-31-93	133,400,000	45.1
4. Super Bowl XXXI (Green Bay vs. New England) FOX	1-26-97	128,900,000	43.3
5. Super Bowl XX (Chicago vs. New England) NBC	1-26-86	127,000,000	48.3

- A rating is the percentage of houses with televisions which are watching the program. The 48.3 for SBXX is the fourth-highest in TV history (SBXVI, SBXVII, and the '94 winter figure skating).
- The Bears' Super Bowl drew a 70 share, which means that 70% of all people watching TV were watching that game. The closest any program has come to a 70 since SBXX was in January, 1996 when Super Bowl XXX recorded a 68 share. (By comparison, SB XXXI recorded a 65 share).



Bears All-Time Results

1920 (10-1-2, .909)

George S. Halas, Coach		Decatur Bears		Opp	
D 10	3	Moine Tractors	W	50	0
O 10	3	Kewanee	W	50	0
O 17	3	Rock Island Indep.	W	7	0
O 24	3	Chicago Tigers	W	10	0
O 31	3	Rockford	W	10	0
N 7	3	Rock Island Indep.	W	0	0
N 11	3	Champaign	W	20	0
N 18	3	Minneapolis Marines	W	28	0
N 25	3	Hammond Pros.	W	7	0
N 29	3	Chicago Tigers	W	7	0
N 29	3	Chicago Cardinals	W	10	0
N 29	3	Chicago Cardinals	W	10	0
D 12	3	Akron Pros.	W	16	0
				164 21	

1921 (9-1-1, .900)

George S. Halas, Coach		Chicago Bears		Opp	
O 10	3	Rock Island Indep.	W	14	10
O 16	3	Rochester Jeffersons	W	16	0
O 23	3	Dayton Triangles	W	16	0
N 6	3	Detroit Tigers	W	20	0
N 13	3	Rock Island Indep.	W	22	7
N 20	3	Cleveland Indians	W	22	7
N 24	3	Buffalo All-Americans	L	7	0
N 27	3	Green Bay Packers	W	20	0
N 27	3	Buffalo All-Americans	W	20	0
D 4	3	Canton Bulldogs	W	10	0
D 11	3	Canton Bulldogs	W	10	0
D 18	3	Chicago Cardinals	W	128	53

1922 (9-3, .750)

George S. Halas, Coach		Chicago Bears		Opp	
O 9	3	Rock Island Indep.	W	10	0
O 16	3	Rochester Jeffersons	W	7	0
O 23	3	Dayton Triangles	W	6	0
N 6	3	Dayton Triangles	W	6	0
N 13	3	Rock Island Indep.	W	33	0
N 20	3	Rock Island Indep.	W	20	10
N 27	3	Akron Pros.	W	20	10
N 30	3	Chicago Cardinals	W	20	0
D 7	3	St. Louis Maroons	L	2	0
D 10	3	Chicago Cardinals	L	2	0

1923 (9-2-1, .818)

George S. Halas, Coach		Chicago Bears		Opp	
O 9	3	Rock Island Indep.	W	0	0
O 16	3	Rock Island Indep.	W	0	0
O 23	3	Green Bay Packers	W	0	0
O 30	3	Canton Bulldogs	W	0	0
N 6	3	Buffalo All-Americans	W	0	0
N 13	3	Chicago Indians	W	0	0
N 20	3	Hammond Pros.	W	0	0
N 27	3	Rock Island Indep.	W	14	0
N 27	3	Chicago Cardinals	W	3	0
N 27	3	Chicago Cardinals	W	3	0
D 4	3	Milwaukee Badgers	W	20	0
D 11	3	Rock Island Indep.	W	20	0
				123 35	

1924 (6-1-4, .857)

George S. Halas, Coach		Chicago Bears		Opp	
O 9	3	Rock Island Indep.	T	0	0
O 16	3	Cleveland Bulldogs	L	14	16
O 23	3	Rock Island Indep.	W	10	10
O 30	3	Chicago Cardinals	W	33	3
N 6	3	Rock Island Indep.	W	12	0
N 13	3	Columbus Tigers	W	3	0
N 20	3	Rock Island Indep.	W	3	0
N 27	3	Green Bay Packers	W	21	0
N 27	3	Chicago Cardinals	W	3	0
N 30	3	Milwaukee Badgers	W	31	14
				136 55	

1925 (9-5-3, .643)

George S. Halas, Coach		Chicago Bears		Opp	
O 9	3	Rock Island Indep.	T	0	14
O 16	3	Green Bay Packers	W	10	0
O 23	3	Detroit Panthers	W	28	7
O 30	3	Hammond Pros.	W	0	0
N 6	3	Cleveland Bulldogs	W	0	0
N 13	3	Chicago Cardinals	W	0	0
N 20	3	Rock Island Indep.	W	0	0
N 27	3	Frankford Yel jackets	W	19	0
N 27	3	Detroit Panthers	W	14	0
N 27	3	Green Bay Packers	W	21	0
N 30	3	Chicago Cardinals	W	0	0
D 7	3	Columbus Tigers	W	14	7
D 14	3	Frankford Yel jackets	W	14	7
D 21	3	Providence Ste. Rol.	W	19	7
D 28	3	Detroit Panthers	L	21	0
D 30	3	New York Giants	L	158	96

1926 (12-1-3, .923)

George S. Halas, Coach		Chicago Bears		Opp	
O 9	3	Milwaukee Badgers	W	16	6
O 16	3	Green Bay Packers	W	10	7
O 23	3	Detroit Panthers	W	16	0
O 30	3	New York Giants	W	15	0
N 6	3	Chicago Cardinals	W	24	6
N 13	3	Duluth Eskimos	W	17	0
N 20	3	Akron Indians	W	17	0
N 27	3	Louisville Colonels	W	10	0
N 30	3	Chicago Cardinals	W	10	0

N 13	Milwaukee Badgers	W	10	7
N 20	Green Bay Packers	W	10	13
N 27	Chicago Cardinals	W	35	7
O 23	Canton Bulldogs	W	0	0
O 30	Frankford Yel jackets	W	0	0
D 7	Pottsville Maroons	W	216	63
D 19	Green Bay Packers	W	0	0

1927 (9-3-2, .750)

George S. Halas, Coach		Chicago Bears		Opp	
O 9	3	Chicago Cardinals	W	9	0
O 16	3	Green Bay Packers	W	12	0
O 23	3	New York Yankees	W	14	12
O 30	3	Cleveland Bulldogs	W	14	12
N 6	3	Dayton Triangles	W	0	0
N 13	3	Providence Ste. Rol.	W	0	0
N 20	3	New York Yankees	W	30	26
N 27	3	Pottsville Maroons	W	14	0
N 30	3	Green Bay Packers	W	14	0
D 7	3	Chicago Cardinals	L	0	13
D 14	3	Frankford Yel jackets	L	0	13
D 21	3	Frankford Yel jackets	W	23	0
D 28	3	Duluth Eskimos	W	149	84

1928 (7-5-1, .636)

George S. Halas, Coach		Chicago Bears		Opp	
O 9	3	Chicago Cardinals	W	13	12
O 16	3	Green Bay Packers	W	13	10
O 23	3	New York Giants	W	13	10
O 30	3	Green Bay Packers	W	13	10
N 6	3	Detroit Wolverines	W	27	0
N 13	3	New York Yankees	W	27	0
N 20	3	Dayton Triangles	W	13	14
N 27	3	Pottsville Maroons	W	34	0
N 30	3	Detroit Wolverines	W	34	0
D 7	3	Chicago Cardinals	L	182	19
D 14	3	Frankford Yel jackets	L	182	19

1929 (4-9-2, .308)

George S. Halas, Coach		Chicago Bears		Opp	
O 9	3	Green Bay Packers	W	17	23
O 16	3	Minneapolis Marines	W	16	0
O 23	3	Buffalo Bisons	W	16	0
O 30	3	Chicago Cardinals	W	16	0
N 6	3	Minneapolis Rackets	W	14	13
N 13	3	New York Giants	L	14	13
N 20	3	Green Bay Packers	L	14	20
N 27	3	Frankford Yel jackets	L	6	40
N 30	3	New York Giants	L	6	40
D 7	3	Chicago Cardinals	L	119	227
D 14	3	Green Bay Packers	L	119	227

1930 (9-4-1, .692)

Ralph Jones — Coach		Chicago Bears		Opp	
O 9	3	Brooklyn Dodgers	T	0	0
O 16	3	Green Bay Packers	W	20	12
O 23	3	Minneapolis Rackets	W	20	12
O 30	3	New York Giants	W	33	7
N 6	3	Chicago Cardinals	W	13	7
N 13	3	Portsmouth Spartans	W	13	7
N 20	3	Frankford Yel jackets	W	20	7
N 27	3	Minneapolis Rackets	W	20	7
N 30	3	Green Bay Packers	W	13	0
D 7	3	New York Giants	W	13	0
D 14	3	Chicago Cardinals	W	13	0
D 21	3	Frankford Yel jackets	W	13	0
D 28	3	Chicago Cardinals	W	13	0
D 30	3	Portsmouth Spartans	W	24	14
				169 71	

1931 (8-5, .615)

Ralph Jones — Coach		Chicago Bears		Opp	
O 9	3	Cleveland Indians	W	21	7
O 16	3	Green Bay Packers	W	21	7
O 23	3	New York Giants	W	26	13
O 30	3	Chicago Cardinals	W	26	13
N 6	3	Frankford Yel jackets	W	12	13
N 13	3	Green Bay Packers	W	12	13
N 20	3	Portsmouth Spartans	W	12	13
N 27	3	Brooklyn Dodgers	W	26	0
N 30	3	Chicago Cardinals	W	18	0
D 7	3	Portsmouth Spartans	W	10	3
D 14	3	Green Bay Packers	W	7	2
D 21	3	New York Giants	L	145	52

1932 (7-1-6, .875)

Ralph Jones — Coach		Chicago Bears		Opp	
O 9	3	Green Bay Packers	T	0	0
O 16	3	Staten Isl. Stapletons	T	0	0
O 23	3	Chicago Cardinals	T	0	0
O 30	3	Green Bay Packers	W	27	7
N 6	3	Staten Isl. Stapletons	W	27	7
N 13	3	Boston Braves	W	27	7
N 20	3	New York Giants	W	28	13
N 27	3	Portsmouth Spartans	W	28	13
N 30	3	Brooklyn Dodgers	W	20	0
D 7	3	Chicago Cardinals	W	34	0
D 14	3	Portsmouth Spartans	W	27	14
D 21	3	New York Giants	W	6	0
D 28	3	Green Bay Packers	W	9	0
D 30	3	Portsmouth Spartans	W	160	44

1933 (10-2-1, .833)

George S. Halas — Coach		Bears		Opp	
O 9	3	Green Bay Packers	W	14	7
O 16	3	Boston Redskins	W	10	0
O 23	3	Brooklyn Dodgers	W	12	0
O 30	3	Chicago Cardinals	W	12	0
N 6	3	Green Bay Packers	W	14	10
N 13	3	New York Giants	W	14	10
N 20	3	Boston Redskins	W	10	0
N 27	3	Philadelphia Eagles	W	10	3
N 30	3	New York Giants	W	11	14
D 7	3	Portsmouth Spartans	W	22	6
D 14	3	Chicago Cardinals	W	17	6
D 21	3	Portsmouth Spartans	W	17	6
D 28	3	Green Bay Packers	W	133	82

PLAYOFFS

D 17	New York Giants	W	23	21
------	-----------------	---	----	----

1934 (13-0, 1.000)

George S. Halas — Coach		Bears		Opp	
O 9	3	Cincinnati Reds	W	21	3
O 16	3	Brooklyn Dodgers	W	21	3
O 23	3	Pittsburgh Pirates	W	21	3
O 30	3	Chicago Cardinals	W	21	3
N 6	3	Cincinnati Reds	W	21	3
N 13	3	Green Bay Packers	W	21	3
N 20	3	New York Giants	W	21	3
N 27	3	Boston Redskins	W	21	3
N 30	3	New York Giants	W	21	3
D 7	3	Chicago Cardinals	W	21	3
D 14	3	Detroit Lions	W	19	16
				266 86	

PLAYOFFS

D 9	New York Giants	L	13	30
-----	-----------------	---	----	----

1935 (6-4-2, .600)

George S. Halas — Coach		Bears	Opp
9	Green Bay Packers	W	14
10	Pittsburgh Pirates	W	14
11	Philadelphia Eagles	W	14
12	Brooklyn Dodgers	W	14
13	Green Bay Packers	W	14
14	New York Giants	W	14
15	Boston Redskins	W	14
16	New York Giants	W	14
17	Detroit Lions	L	20
18	Detroit Lions	L	20
19	Detroit Lions	L	20
20	Chicago Cardinals	W	13
21	Chicago Cardinals	W	13



Bears All-Time Results

1939 (8-3, .727)

George S. Halas — Coach	Bears	Opp
O 15 Cleveland Rams	W 30	14
O 15 Green Bay Packers	W 30	14
O 15 Pittsburgh Steelers	W 30	14
O 15 Cleveland Rams	W 35	21
O 15 Chicago Cardinals	W 44	7
O 15 New York Giants	L 15	16
O 25 Detroit Lions	L 10	10
N 5 Green Bay Packers	W 30	27
N 12 Philadelphia Eagles	W 23	14
N 26 Chicago Cardinals	W 48	7
	298	157

1940 (8-3, .727)

George S. Halas — Coach	Bears	Opp
O 22 Green Bay Packers	W 41	0
O 22 Chicago Cardinals	W 48	21
O 22 Cleveland Rams	W 53	14
O 22 Detroit Lions	W 7	14
O 22 Brooklyn Dodgers	W 16	7
O 22 New York Giants	W 37	21
N 3 Green Bay Packers	W 14	7
N 10 Detroit Lions	L 14	17
N 17 Washington Redskins	L 7	7
N 24 Chicago Cardinals	W 41	29
N 31 Philadelphia Eagles	W 23	14
	238	152

PLAYOFFS	Bears	Opp
D 8 Washington Redskins	W 73	0

1941 (10-1, .909)

George S. Halas — Coach	Bears	Opp
O 28 Green Bay Packers	W 25	17
O 28 Cleveland Rams	W 48	14
O 28 Chicago Cardinals	W 53	7
O 28 Detroit Lions	W 49	0
O 28 Pittsburgh Steelers	W 34	7
O 28 Green Bay Packers	W 41	16
N 9 Cleveland Rams	L 31	13
N 16 Washington Redskins	W 35	21
N 23 Detroit Lions	W 24	7
N 31 Philadelphia Eagles	W 49	14
N 37 Chicago Cardinals	W 34	24
	396	147

PLAYOFFS	Bears	Opp
D 1 Green Bay Packers	W 33	14
D 21 New York Giants	W 37	9

1942 (11-0, 1.000)

George S. Halas — Coach	Bears	Opp
S 27 Green Bay Packers	W 44	0
O 4 Cleveland Rams	W 21	19
O 4 Chicago Cardinals	W 41	14
O 15 New York Giants	W 29	7
O 25 Philadelphia Eagles	W 45	14
Heartley "Hunk" Anderson — Coaches		
N 1 Detroit Lions	W 16	0
N 8 Brooklyn Dodgers	W 36	0
N 15 Green Bay Packers	W 43	0
N 22 Detroit Lions	W 47	0
N 29 Cleveland Rams	W 41	0
D 6 Chicago Cardinals	W 37	84

PLAYOFFS	Bears	Opp
D 13 Washington Redskins	L 6	14

1943 (8-1-1, .889)

Heartley "Hunk" Anderson — Coaches	Bears	Opp
S 26 Green Bay Packers	T 21	21
O 10 Detroit Lions	W 50	0
O 17 Philadelphia "Stagies"	W 48	21
O 24 Brooklyn Dodgers	W 32	14
N 7 Detroit Lions	W 39	14
N 14 Green Bay Packers	W 27	7
N 21 New York Giants	W 59	7
N 28 Washington Redskins	W 35	24
N 28 Chicago Cardinals	W 30	157

PLAYOFFS	Bears	Opp
D 26 Washington Redskins	W 41	21

1944 (6-3-1, .667)

Heartley "Hunk" Anderson, Luke Johnsos — Coaches	Bears	Opp
S 24 Green Bay Packers	L 9	19
O 8 Cleveland Rams	W 34	21
O 22 Detroit Lions	W 29	21
O 29 Cleveland Rams	W 29	21
N 5 Green Bay Packers	W 21	0
N 12 Boston Yanks	W 51	41
N 19 Detroit Lions	W 28	7
N 26 Philadelphia Eagles	W 28	7
D 3 Cardinal-Pittsburgh	W 28	172

1945 (3-7, .300)

Heartley "Hunk" Anderson, Luke Johnsos — Coaches	Bears	Opp
S 30 Green Bay Packers	L 0	17
O 7 Cleveland Rams	L 0	16
O 15 Chicago Cardinals	L 21	41
O 22 Cleveland Rams	L 10	16
O 28 Green Bay Packers	W 28	24
N 4 Detroit Lions	L 14	29
N 15 Washington Redskins	W 28	7
N 22 Pittsburgh Steelers	W 28	7
D 2 Chicago Cardinals	W 19	232

1946 (8-2-1, .800)

George S. Halas — Coach	Bears	Opp
O 22 Green Bay Packers	W 30	17
O 22 Chicago Cardinals	W 26	29
O 22 Los Angeles Rams	W 26	29
O 22 Philadelphia Eagles	W 21	14
O 22 New York Giants	W 10	14
N 10 Green Bay Packers	W 27	21
N 17 Los Angeles Rams	W 27	21
N 17 Washington Redskins	W 24	29
N 24 Detroit Lions	W 26	35
N 29 Chicago Cardinals	L 26	35
D 8 Detroit Lions	L 24	24
	289	193

PLAYOFFS	Bears	Opp
D 15 New York Giants	W 24	14

1947 (8-4, .667)

George S. Halas — Coach	Bears	Opp
O 2 Green Bay Packers	L 47	51
O 10 Chicago Cardinals	W 43	21
O 12 Philadelphia Eagles	W 43	24
O 12 Detroit Lions	W 36	20
O 22 Washington Redskins	W 36	20
O 22 Boston Yanks	W 26	27
N 16 Green Bay Packers	W 41	21
N 16 Los Angeles Rams	W 49	7
N 23 Pittsburgh Steelers	W 34	17
N 23 Detroit Lions	W 34	17
D 7 Los Angeles Rams	L 21	30
D 14 Chicago Cardinals	L 363	241

1948 (10-2, .833)

George S. Halas — Coach	Bears	Opp
O 26 Green Bay Packers	W 45	17
O 26 Chicago Cardinals	W 26	17
O 26 Los Angeles Rams	W 26	0
O 26 Detroit Lions	W 26	0
O 26 Philadelphia Eagles	L 7	12
O 31 New York Giants	W 31	6
O 31 Los Angeles Rams	W 31	6
N 14 Green Bay Packers	W 51	17
N 21 Boston Yanks	W 42	14
N 21 Washington Redskins	W 42	14
D 12 Detroit Lions	L 375	151

1949 (9-3, .750)

George S. Halas — Coach	Bears	Opp
O 23 Green Bay Packers	W 17	17
O 23 Chicago Cardinals	L 16	31
O 23 Los Angeles Rams	W 36	21
O 23 Philadelphia Eagles	L 34	29
O 23 New York Giants	L 34	29
N 13 Green Bay Packers	W 24	3
N 13 Detroit Lions	W 27	24
N 24 Washington Redskins	W 26	21
N 24 Detroit Lions	W 26	21
N 24 Pittsburgh Steelers	W 33	21
D 11 Chicago Cardinals	W 33	21

1950 (9-3, .750)

George S. Halas — Coach	Bears	Opp
O 24 Los Angeles Rams	W 52	50
O 24 San Francisco 49ers	W 21	31
O 24 Green Bay Packers	W 21	31
O 24 Chicago Cardinals	W 21	14
N 4 Green Bay Packers	L 57	38
N 4 Detroit Lions	W 35	21
N 15 New York Giants	W 17	0
N 15 San Francisco 49ers	W 17	0
N 26 Los Angeles Rams	W 24	14
N 26 Chicago Cardinals	L 10	20
D 10 Detroit Lions	W 6	3
	279	207

PLAYOFFS	Bears	Opp
D 17 Los Angeles Rams	L 14	24

1951 (7-5, .583)

George S. Halas — Coach	Bears	Opp
S 30 Green Bay Packers	W 31	20
O 12 Chicago Cardinals	W 24	21
O 21 New York Giants	W 24	21
O 21 San Francisco 49ers	W 13	23
N 8 Detroit Lions	W 27	0
N 8 Washington Redskins	W 27	0
N 11 Detroit Lions	W 28	41
N 16 Green Bay Packers	W 24	13
N 16 Cleveland Browns	W 17	42
N 16 Los Angeles Rams	L 17	42
N 23 New York Giants	W 45	21
D 16 Chicago Cardinals	L 286	282

1952 (5-7, .416)

George S. Halas — Coach	Bears	Opp
S 26 Green Bay Packers	W 24	12
O 19 Chicago Cardinals	W 10	21
O 19 Dallas Texans	L 16	40
O 19 San Francisco 49ers	L 16	40
O 26 Los Angeles Rams	L 7	31
O 26 San Francisco 49ers	W 23	41
N 8 Green Bay Packers	L 24	40
N 8 Los Angeles Rams	W 24	40
N 23 Dallas Texans	W 44	23
N 23 Detroit Lions	W 51	45
D 14 Chicago Cardinals	W 245	326

1953 (3-8-1, .273)

George S. Halas — Coach	Bears	Opp
O 27 Baltimore Colts	L 19	13
O 27 Green Bay Packers	L 14	16
O 27 Baltimore Colts	L 14	16
O 18 San Francisco 49ers	L 26	35
O 25 San Francisco 49ers	L 24	24
N 8 Green Bay Packers	W 21	51
N 15 Washington Redskins	W 27	24
N 22 Detroit Lions	W 16	20
N 29 Los Angeles Rams	L 17	24
D 6 Detroit Lions	W 27	13
D 13 Chicago Cardinals	L 17	24
	218	262

1954 (8-4, .667)

George S. Halas — Coach	Bears	Opp
O 26 Detroit Lions	L 23	48
O 26 Green Bay Packers	W 10	4
O 10 Baltimore Colts	W 16	9
O 17 San Francisco 49ers	L 24	31
O 24 Los Angeles Rams	W 38	47
O 31 San Francisco 49ers	W 31	20
N 7 Green Bay Packers	W 28	3
N 14 Cleveland Browns	L 10	39
N 21 Baltimore Colts	W 28	13
N 28 Los Angeles Rams	W 49	17
D 5 Chicago Cardinals	W 28	24
D 12 Detroit Lions	W 301	279

1955 (8-4, .667)

George S. Halas — Coach	Bears	Opp
S 25 Baltimore Colts	L 17	53
O 26 Green Bay Packers	L 19	20
O 6 San Francisco 49ers	W 36	10
O 16 Baltimore Colts	W 36	10
O 23 San Francisco 49ers	W 34	23
O 30 Los Angeles Rams	W 42	21
N 6 Green Bay Packers	W 42	21
N 13 Los Angeles Rams	W 24	3
N 20 Detroit Lions	W 24	14
N 27 Chicago Cardinals	W 21	20
D 4 Detroit Lions	W 21	10
D 11 Philadelphia Eagles	W 294	251

1956 (9-2-1, .818)

John Paddy Driscoll — Coach	Bears	Opp
S 30 Baltimore Colts	L 21	28
O 14 Green Bay Packers	W 31	7
O 14 San Francisco 49ers	W 31	7
O 21 Baltimore Colts	W 56	27
O 28 San Francisco 49ers	W 36	21
N 8 Los Angeles Rams	W 36	14
N 11 Green Bay Packers	W 36	14
N 18 Los Angeles Rams	W 30	21
N 25 New York Giants	T 17	42
N 25 Chicago Cardinals	W 10	3
D 16 Detroit Lions	W 38	21
	363	246

PLAYOFFS	Bears	Opp
D 30 New York Giants	L 7	47

1957 (5-7, .417)

John Paddy Driscoll — Coach	Bears	Opp
S 30 Green Bay Packers	L 10	51
O 5 Baltimore Colts	L 10	51
O 13 San Francisco 49ers	W 14	23
O 27 Los Angeles Rams	W 37	17
O 27 San Francisco 49ers	W 16	10
N 3 Green Bay Packers	W 21	14
N 17 Baltimore Colts	L 14	29
N 24 Washington Redskins	W 27	7
D 1 Washington Redskins	L 3	14
D 13 Chicago Cardinals	L 14	6
D 19 Detroit Lions	W 203	211

1958 (8-4, .667)

George S. Halas — Coach	Bears	Opp
S 27 Green Bay Packers	W 38	0
O 4 Baltimore Colts	W 38	51
O 12 San Francisco 49ers	W 28	6
O 19 Los Angeles Rams	W 37	17
O 26 San Francisco 49ers	W 27	14
N 2 Green Bay Packers	L 35	41
N 16 Baltimore Colts	W 24	10
N 23 Detroit Lions	W 20	7
N 30 Pittsburgh Steelers	L 10	24
N 29 Chicago Cardinals	W 30	14
D 14 Detroit Lions	W 256	230

1959 (8-4, .667)

George S. Halas — Coach	Bears	Opp
S 27 Green Bay Packers	L 8	9
O 3 Baltimore Colts	L 26	21
O 19 Los Angeles Rams	L 21	29
O 19 Baltimore Colts	W 34	16
O 25 San Francisco 49ers	L 17	20
N 1 Green Bay Packers	W 26	21
N 15 San Francisco 49ers	W 14	3
N 22 Detroit Lions	W 24	14
N 29 Chicago Cardinals	W 31	7
N 29 Pittsburgh Steelers	W 44	14
D 13 Detroit Lions	W 252	196



Bears All-Time Results & Starters

1960 (5-6-1, .455)

George S. Halas — Coach		Bears	Opp
S 22	Green Bay Packers	W	17 14
O 12	Baltimore Colts	W	7 42
O 16	Los Angeles Rams	W	34 27
O 16	San Francisco 49ers	W	27 10
O 22	Los Angeles Rams	T	24 24
O 22	San Francisco 49ers	L	7 26
N 13	Baltimore Colts	L	20 24
N 20	Detroit Lions	L	28 7
N 27	Dallas Cowboys	W	13 41
D 11	Green Bay Packers	L	0 42
D 18	Cleveland Browns	L	0 39
	Detroit Lions	L	194 299

1961 (8-6, .571)

George S. Halas — Coach		Bears	Opp
S 17	Minnesota Vikings	W	12 17
S 23	Los Angeles Rams	W	21 17
O 9	Green Bay Packers	L	0 24
O 16	Detroit Lions	W	31 17
O 22	Baltimore Colts	W	24 10
O 29	San Francisco 49ers	W	31 0
N 5	Baltimore Colts	W	21 20
N 12	Philadelphia Eagles	L	14 16
N 19	Green Bay Packers	L	28 31
N 26	San Francisco 49ers	L	31 24
N 26	Los Angeles Rams	W	29 24
D 3	Detroit Lions	W	19 16
D 10	Cleveland Browns	W	17 14
D 17	Minnesota Vikings	W	52 35
			326 302

1962 (9-5, .643)

George S. Halas — Coach		Bears	Opp
S 16	San Francisco 49ers	W	31 14
S 23	Los Angeles Rams	W	27 23
S 30	Green Bay Packers	L	0 49
N 7	Minnesota Vikings	W	13 10
N 14	San Francisco 49ers	L	27 34
N 21	Baltimore Colts	W	35 15
O 28	Detroit Lions	W	33 11
O 4	Green Bay Packers	W	38 38
N 11	Minnesota Vikings	W	31 30
N 18	Dallas Cowboys	W	34 33
N 25	Baltimore Colts	W	34 33
D 2	New York Giants	L	24 26
D 9	Los Angeles Rams	W	30 14
D 16	Detroit Lions	W	3 0
			321 287

1968 (7-7, .500)

Jim Dooley — Coach		Bears	Opp
S 15	Washington Redskins	L	28 16
S 22	Detroit Lions	L	0 42
S 29	Minnesota Vikings	W	27 17
O 6	Baltimore Colts	L	7 7
O 13	Detroit Lions	L	10 58
O 20	Philadelphia Eagles	W	29 16
O 27	Minnesota Vikings	W	26 14
N 3	Green Bay Packers	W	23 20
N 10	San Francisco 49ers	W	27 19
N 17	Atlanta Falcons	L	13 16
N 24	Dallas Cowboys	W	3 34
D 1	New Orleans Saints	W	17 0
D 8	Los Angeles Rams	W	17 16
D 15	Green Bay Packers	L	27 28
			250 333

1969 (1-13, .071)

Jim Dooley — Coach		Bears	Opp
S 21	Green Bay Packers	L	0 17
S 28	St. Louis Cardinals	L	17 20
S 28	New York Giants	L	24 28
N 12	Minnesota Vikings	L	0 31
O 19	Detroit Lions	L	7 13
O 26	Los Angeles Rams	L	7 9
N 2	Minnesota Vikings	L	14 31
N 9	Pittsburgh Steelers	W	38 38
N 16	Atlanta Falcons	L	21 47
N 23	Baltimore Colts	L	21 24
N 30	Cleveland Browns	L	24 28
D 6	San Francisco 49ers	L	21 28
D 13	Green Bay Packers	L	3 21
D 21	Detroit Lions	L	210 339

1970 (6-8, .428)

Jim Dooley — Coach		Bears	Opp
S 19	New York Giants	W	24 16
S 27	Philadelphia Eagles	W	20 16
O 5	Detroit Lions	L	14 20
O 11	Minnesota Vikings	L	0 24
O 18	San Diego Chargers	L	7 20
O 25	Detroit Lions	L	10 16
N 1	Atlanta Falcons	W	23 14
N 8	San Francisco 49ers	L	16 37
N 15	Green Bay Packers	W	19 20
N 22	Buffalo Bills	W	31 13
N 29	Baltimore Colts	L	20 21
D 5	Minnesota Vikings	L	13 16
D 12	Green Bay Packers	W	35 17
D 20	New Orleans Saints	W	24 9
			255 261

1963 (11-1-2, .917)

George S. Halas — Coach		Bears	Opp
S 15	Green Bay Packers	W	10 3
S 22	Minnesota Vikings	W	34 28
S 29	Detroit Lions	W	37 21
O 6	Baltimore Colts	W	10 3
O 13	Los Angeles Rams	W	14 20
O 20	San Francisco 49ers	W	24 10
O 27	Philadelphia Eagles	W	16 7
N 3	Baltimore Colts	W	17 7
N 10	Los Angeles Rams	W	6 0
N 17	Green Bay Packers	T	17 17
N 24	Pittsburgh Steelers	T	17 17
D 1	Minnesota Vikings	T	17 17
D 8	San Francisco 49ers	W	27 17
D 15	Detroit Lions	W	24 14
			301 144

PLAYOFFS

D 24	New York Giants	W	14 10
------	-----------------	---	-------

1964 (5-9, .357)

George S. Halas — Coach		Bears	Opp
S 13	Green Bay Packers	L	12 23
S 20	Minnesota Vikings	W	34 28
S 27	Baltimore Colts	L	0 62
O 4	San Francisco 49ers	L	21 31
O 11	Los Angeles Rams	L	38 17
O 18	Detroit Lions	W	0 10
O 25	Washington Redskins	N	20 27
N 1	Dallas Cowboys	L	10 24
N 8	Baltimore Colts	W	24 40
N 15	Los Angeles Rams	W	34 24
N 22	San Francisco 49ers	W	23 21
N 29	Detroit Lions	W	27 24
D 6	Green Bay Packers	S	17 17
D 13	Minnesota Vikings	L	14 41
			250 379

1965 (9-5, .643)

George S. Halas — Coach		Bears	Opp
S 19	San Francisco 49ers	L	24 62
S 26	Los Angeles Rams	L	29 30
O 3	Green Bay Packers	L	14 23
O 10	Los Angeles Rams	W	31 6
O 17	Minnesota Vikings	W	45 37
O 24	Detroit Lions	W	38 10
O 31	Green Bay Packers	W	21 10
N 7	Baltimore Colts	W	21 26
N 14	St. Louis Cardinals	W	34 13
N 21	Detroit Lions	W	17 10
N 28	New York Giants	W	35 14

D 5	Baltimore Colts	W	13 10
D 12	San Francisco 49ers	W	61 20
D 19	Minnesota Vikings	L	17 24
			409 275

1966 (5-7-2, .407)

George S. Halas — Coach		Bears	Opp
S 11	Detroit Lions	L	3 14
S 18	Los Angeles Rams	L	17 31
S 25	Minnesota Vikings	W	13 10
O 6	Baltimore Colts	W	27 17
O 13	Green Bay Packers	L	0 17
O 20	Los Angeles Rams	W	17 10
O 27	St. Louis Cardinals	W	17 24
N 3	Detroit Lions	L	10 10
N 10	San Francisco 49ers	T	30 30
N 17	Green Bay Packers	L	16 13
N 24	Atlanta Falcons	W	24 6
D 1	Baltimore Colts	L	16 21
D 8	San Francisco 49ers	L	14 41
D 15	Minnesota Vikings	W	234 272

1967 (7-6-1, .538)

George S. Halas — Coach		Bears	Opp
S 17	Pittsburgh Steelers	L	13 14
S 24	Green Bay Packers	L	10 13
O 1	Minnesota Vikings	W	17 7
O 8	Baltimore Colts	L	3 24
O 15	Detroit Lions	W	41 13
O 22	Cleveland Browns	L	0 24
O 29	Los Angeles Rams	L	17 28
N 5	Detroit Lions	W	27 13
N 12	New York Giants	W	24 7
N 19	St. Louis Cardinals	W	30 3
N 26	Green Bay Packers	L	13 17
D 3	San Francisco 49ers	W	28 14
D 10	Minnesota Vikings	W	20 10
D 17	Atlanta Falcons	W	23 14
			239 218

OFFENSIVE STARTERS

WR	Dick Gordon
LT	Randy Jackson
LG	George Seals
C	Mike Pyle
RG	James Cadie
RT	Wayne Mass
TE	Austin Dorney
WR	Jack Turner
QB	Dick Conannon
RB	Gale Sayers
FB	Ronnie Bull
K	Mac Percival

WR	Bob Wallace
LT	Randy Jackson
LG	George Seals
C	Mike Pyle
RG	James Cadie
RT	Rufus Mayes
TE	Austin Dorney
QB	Bobby Douglass
RB	Gale Sayers
FB	Ronnie Bull
K	Mac Percival

DEFENSIVE STARTERS

LE	Ed O'Bradovich
LT	John Johnson / Frank Cornish
RT	Dick Evey
RE	Lloyd Phillips
SLB	Doug Buffone
MLB	Dick Butkus
WLB	James Purnell
LCS	Bernie McRae
RCB	Joe Taylor
FS	Richie Petitbon
P	Rosswell Taylor
	Bobby Joe Green

LE	Ed O'Bradovich
LT	Frank Cornish
RT	Willie Holman / Dick Evey
RE	Dick Evey / Willie Holman
SLB	Doug Buffone
MLB	Dick Butkus
WLB	Ricky Kusenberberg
LCS	Bernie McRae
RCB	Joe Taylor
FS	George Youngblood
P	Dick Daniels
	Bobby Joe Green



Bears All-Time Results & Starters

1971 (6-8, .428)

Jim Dooley — Coach		Bears		Opp
S 19	at Pittsburgh Steelers	W	17	15
S 26	at Minnesota Vikings	W	20	17
S 29	at Los Angeles Rams	L	3	17
O 10	New Orleans Saints	W	35	14
O 17	at San Francisco 49ers	L	0	13
O 24	at Detroit Lions	W	26	23
O 31	Dallas Cowboys	W	23	19
N 7	Green Bay Packers	L	14	17
N 14	Washington Redskins	W	16	15
N 21	Detroit Lions	L	3	26
N 28	at Miami Dolphins	L	3	34
D 4	at Denver Broncos	L	3	6
D 12	Green Bay Packers	L	10	31
D 19	Minnesota Vikings	L	10	27
			165	276

1972 (4-9-1, .307)

Abe Gibron — Coach		Bears		Opp
S 17	Atlanta Falcons	L	21	37
S 24	Los Angeles Rams	L	13	13
S 31	Detroit Lions	L	24	38
O 8	at Green Bay Packers	L	17	20
O 15	Cleveland Browns	W	17	0
O 22	Minnesota Vikings	W	13	10
O 29	at St. Louis Cardinals	W	27	10
N 5	at Detroit Lions	L	0	14
N 12	Green Bay Packers	L	17	23
N 19	San Francisco 49ers	L	21	34
N 26	Cincinnati Bengals	L	3	13
D 3	at Minnesota Vikings	L	10	23
D 10	Philadelphia Eagles	W	21	12
D 17	Oakland Raiders	L	21	28
			225	275

1973 (3-11, .214)

Abe Gibron — Coach		Bears		Opp
S 16	Dallas Cowboys	L	17	20
S 23	Minnesota Vikings	L	13	22
S 30	at Denver Broncos	W	33	14
O 6	at New Orleans Saints	L	16	21
O 14	at Atlanta Falcons	L	6	46
O 21	New England Patriots	L	10	13
O 28	Houston Oilers	W	35	14
O 29	at Green Bay Packers	W	31	17
N 12	at Kansas City Chiefs	L	7	19
N 18	Detroit Lions	L	7	30
N 25	at Minnesota Vikings	L	19	31
D 2	Los Angeles Rams	L	0	26
D 9	at Detroit Lions	L	7	40
D 16	Green Bay Packers	L	0	31
			195	334

1974 (4-10, .286)

Abe Gibron — Coach		Bears		Opp
S 15	Detroit Lions	W	17	7
S 22	New York Jets	L	21	23
S 29	at Minnesota Vikings	L	7	10
O 6	at New Orleans Saints	W	24	10
O 13	at Atlanta Falcons	L	10	13
O 20	Green Bay Packers	W	10	9
O 27	at Buffalo Bills	L	10	16
N 3	Minnesota Vikings	L	13	17
N 10	at Green Bay Packers	L	3	30
N 17	San Francisco 49ers	L	7	24
N 24	at Detroit Lions	L	7	34
D 1	New York Giants	W	16	13
D 8	at San Diego Chargers	L	21	28
D 15	Washington Redskins	L	10	42
			190	279

1975 (4-10, .286)

Jack Pardee — Coach		Bears		Opp
S 21	Baltimore Colts	L	7	25
S 28	Philadelphia Eagles	W	15	13
S 29	at Minnesota Vikings	L	13	10
O 12	at Detroit Lions	L	7	27
O 19	at Pittsburgh Steelers	L	9	13
O 26	Minnesota Vikings	L	13	46
O 27	Miami Dolphins	W	27	14
N 3	Green Bay Packers	W	27	14
N 10	at San Francisco 49ers	L	3	31
N 17	at Los Angeles Rams	L	10	36
N 24	at Green Bay Packers	L	7	28
D 1	Detroit Lions	W	26	21
D 8	St. Louis Cardinals	W	20	34
D 15	at New Orleans Saints	W	42	17
			191	379

1976 (7-7, .500)

Jack Pardee — Coach		Bears		Opp
S 12	Detroit Lions	W	10	12
S 19	at San Francisco 49ers	W	19	10
S 26	Atlanta Falcons	L	0	10
S 27	Washington Redskins	W	33	7
O 10	at Minnesota Vikings	L	19	20
O 17	at Los Angeles Rams	L	12	20
O 24	Dallas Cowboys	L	21	31
O 31	Minnesota Vikings	W	14	13
N 7	Oakland Raiders	W	27	28
N 14	Green Bay Packers	W	24	13
N 21	at Detroit Lions	L	10	14
N 28	at Green Bay Packers	W	16	7
D 5	at Seattle Seahawks	W	34	7
D 12	Denver Broncos	L	14	28
			253	216

OFFENSIVE STARTERS

Bears	
WR	Dick Gordon
LT	Randy Jackson
LG	Glen Holloway
C	Rich Coady
RG	James Caslie
RT	Steve Wright
TE	Bob Wallace
WR	George Farmer
QB	Bobby Douglass
RB	Don Shy
FB	Jim Grabowski
K	Mac Percival

Bears	
WR	Jim Seymour
LT	Randy Jackson
LG	Glen Holloway
C	Rich Coady
RG	Bob Newton
RT	Bob Asher
TE	Earl Thomas
WR	George Farmer
QB	Bobby Douglass
RB	Cyril Pinder / Don Shy
FB	Jim Harrison
K	Mac Percival

Bears	
WR	Earl Thomas
LT	Randy Jackson
LG	Glen Holloway
C	Rich Coady
RG	Bob Newton
RT	Bob Asher
TE	Craig Cotton
WR	George Farmer
QB	Bobby Douglass
RB	Carl Garrett
FB	Jim Harrison
K	Mac Percival

Bears	
WR	Charles Wade
LT	Lionel Antoine
LG	Ernie Janel
C	Rich Coady
RG	Bob Newton
RT	Bob Asher
TE	Fred Pagac
WR	Bo Rafter
QB	Gary Huff
RB	Ken Grandberry
FB	Perry Williams
K	Mimo Roder

Bears	
WR	Bob Grim
LT	Lionel Antoine
LG	Noah Jackson
C	Dan Neale
RG	Mark Nordquist
TE	Jeff Sevy
WR	Bob Parsons
QB	Bo Rafter
RB	Gary Huff
FB	Walter Payton / Mike Adamle
K	Roland Harper
	Bob Thomas

Bears	
WR	Brian Baschnagel
LT	Lionel Antoine
LG	Noah Jackson
C	Dan Neale
RG	Revie Sorey / Jeff Sevy
RT	Jeff Sevy / Dennis Lick
TE	Greg Latta
WR	James Scott
QB	Bob Avelino
RB	Walter Payton
FB	Roland Harper
K	Bob Thomas

DEFENSIVE STARTERS

Bears	
LE	Willie Holman
LT	George Seals
RT	Bill Staley
RE	Ed O'Bradovich
SLB	Doug Buffone
MLB	Dick Bulkus
WLB	Ross Brubacher
LCB	Charlie Ford
RCB	Joe Taylor
SS	Ron Smith
FS	Jerry Moore
P	Bobby Joe Green

Bears	
LE	Tony McGee
LT	Jim Osborne
RT	Bill Line
RE	Steve Dekong
SLB	Ross Brubacher
MLB	Dick Bulkus
WLB	Ross Brubacher
LCB	Charlie Ford
RCB	Joe Taylor
SS	Ron Smith
FS	Jerry Moore
P	Bobby Joe Green

Bears	
LE	Tony McGee
LT	Jim Osborne
RT	Wally Chambers
RE	Mel Tom
SLB	Bob Pfenini
MLB	Dick Bulkus
WLB	Bob Pfenini
LCB	Charlie Ford
RCB	Joe Taylor
SS	Craig Clemens
FS	Gary Lyle
P	Bobby Joe Green

Bears	
LE	Dave Gallagher
LT	Jim Osborne
RT	Wally Chambers
RE	Gary Hinshaw / Mel Tom
SLB	Doug Buffone
MLB	Don Rives / Raymond Bryant
WLB	Jimmy Gunn
LCB	Allan Ellis
RCB	Joe Taylor
SS	Craig Clemens
FS	Gary Lyle
P	Bob Parsons

Bears	
LE	Mike Hartenstein
LT	Roger Shiwell
RT	Wally Chambers
RE	Richard Harris
SLB	Doug Buffone
MLB	Larry Ely
WLB	Waymond Bryant
LCB	Allan Ellis
RCB	Virgil Livers / Nimah Wilson
SS	Doug Plank
FS	Craig Clemens
P	Bob Parsons

Bears	
LE	Mike Hartenstein
LT	Jim Osborne
RT	Wally Chambers
RE	Roger Shiwell
SLB	Ross Brubacher
MLB	Don Rives
WLB	Waymond Bryant
LCB	Allan Ellis
RCB	Virgil Livers
SS	Doug Plank
FS	Craig Clemens
P	Bob Parsons



Bears All-Time Results & Starters

1977 (9-5, .643)

Jack Pardee — Coach			Bears	Opp
S 18	at Detroit Lions	W	30	20
S 25	at St. Louis Cardinals	W	16	16
A 8	New Orleans Saints	W	24	24
O 10	Los Angeles Rams	W	24	23
O 16	at Minnesota Vikings	L	16	22
O 23	Atlanta Falcons	W	16	16
O 30	at Green Bay Packers	W	26	0
N 6	at Houston Oilers	W	0	47
N 13	Kansas City Chiefs	W	27	7
N 20	Minnesota Vikings	W	7	7
N 24	at Detroit Lions	W	31	14
O 4	at Tampa Bay Buccaneers	W	10	0
D 11	Green Bay Packers	W	21	10
D 18	at New York Giants	W	12	9
			255	253

PLAYOFFS

D 26	at Dallas Cowboys	L	7	37
------	-------------------	---	---	----

1978 (7-9, .438)

Neill Armstrong — Coach			Bears	Opp
S 3	St. Louis Cardinals	W	17	17
S 10	at San Francisco 49ers	W	16	13
S 17	at Detroit Lions	W	19	0
S 25	Minnesota Vikings	W	20	24
O 1	Oakland Raiders	L	19	25
O 8	at Green Bay Packers	L	14	12
O 15	Denver Broncos	W	7	12
O 22	at Tampa Bay Buccaneers	L	19	33
O 29	Detroit Lions	L	17	21
N 5	Seattle Seahawks	L	20	10
N 12	at Minnesota Vikings	L	14	17
N 19	Atlanta Falcons	W	13	7
N 26	Tampa Bay Buccaneers	W	14	7
D 3	at San Diego Chargers	W	17	40
D 10	Green Bay Packers	W	14	0
D 16	at Washington Redskins	W	14	10
			253	274

1979 (10-6, .625)

Neill Armstrong — Coach			Bears	Opp
S 6	Green Bay Packers	W	9	9
S 13	Minnesota Vikings	W	20	24
S 20	at Dallas Cowboys	L	16	31
S 27	at Miami Dolphins	L	13	17
O 4	at Tampa Bay Buccaneers	W	13	0
O 11	at Buffalo Bills	L	7	27
O 18	New England Patriots	L	2	30
O 25	at Minnesota Vikings	W	29	0
O 31	at San Francisco 49ers	W	59	27
N 7	Detroit Lions	W	59	27
N 14	Los Angeles Rams	W	27	23
N 21	New York Jets	W	29	0
N 28	at Detroit Lions	W	0	20
D 4	at Tampa Bay Buccaneers	W	14	0
D 11	at Green Bay Packers	W	25	6
D 18	St. Louis Cardinals	W	23	14
			306	249

PLAYOFFS

D 23	at Philadelphia Eagles	L	17	27
------	------------------------	---	----	----

1980 (7-9, .438)

Neill Armstrong — Coach			Bears	Opp
S 7	at Green Bay Packers	L	6	14
S 14	New Orleans Saints	L	14	34
S 21	Minnesota Vikings	W	24	34
S 28	at Pittsburgh Steelers	W	3	38
O 4	at Tampa Bay Buccaneers	W	23	0
O 11	at Minnesota Vikings	W	24	13
O 18	Detroit Lions	W	24	17
O 25	at Philadelphia Eagles	W	14	17
N 1	at Cleveland Browns	W	31	17
N 8	Washington Redskins	L	6	10
N 15	Houston Oilers	W	6	10
N 22	at Atlanta Falcons	L	17	28
N 29	at Detroit Lions	W	61	17
O 5	Green Bay Packers	W	61	17
O 12	Cincinnati Bengals	L	14	17
O 19	at Tampa Bay Buccaneers	L	14	13
			304	264

1981 (6-10, .375)

Neill Armstrong — Coach			Bears	Opp
S 8	Green Bay Packers	L	19	16
S 15	at San Francisco 49ers	L	19	17
S 22	at Tampa Bay Buccaneers	W	29	17
S 29	Los Angeles Rams	L	24	24
O 5	at Minnesota Vikings	L	21	54
O 12	Washington Redskins	L	7	54
O 19	at Detroit Lions	L	17	48
O 26	San Diego Chargers	W	20	14
N 2	at Tampa Bay Buccaneers	W	10	13
N 9	at Kansas City Chiefs	W	16	13
N 16	at Green Bay Packers	L	17	21
N 23	Detroit Lions	W	9	10
N 30	at Dallas Cowboys	W	7	9
D 6	Minnesota Vikings	W	10	9
D 13	at Oakland Raiders	W	52	6
D 20	Denver Broncos	W	253	324

1982 (3-6, .333)

Mike Ditka — Coach			Bears	Opp
S 12	at Detroit Lions	L	10	17
S 19	New Orleans Saints	L	0	10
S 26	Detroit Lions	L	20	17
N 2	at Minnesota Vikings	W	26	13
N 9	New England Patriots	L	16	13
N 16	at Seattle Seahawks	L	7	10
N 23	St. Louis Cardinals	W	34	22
O 3	at Los Angeles Rams	L	23	26
O 10	at Tampa Bay Buccaneers	L	141	174

OFFENSIVE STARTERS

WR	Bo Rether
LT	Ted Albrecht
LG	Noah Jackson
RG	Dan Neale
RB	Reve Sorey
RT	Dennis Lick
TE	Greg Latta
WR	James Scott
QB	Bob Avelini
FB	Walter Payton
FB	Roland Harper
K	Bob Thomas

WR	James Scott
LT	Ted Albrecht
LG	Noah Jackson
RG	Dan Neale
RB	Reve Sorey
RT	Dennis Lick
TE	Greg Latta
WR	Golden Richards
QB	Bob Avelini
FB	Walter Payton
FB	Roland Harper
K	Bob Thomas

WR	James Scott / Rickey Watts
LT	Ted Albrecht
LG	Noah Jackson
RG	Dan Neale
RB	Reve Sorey
RT	Dennis Lick
TE	Mike Cobb
WR	Brian Baschnagel
QB	Mike Phipps
FB	Walter Payton
FB	Dave Williams
K	Bob Thomas

WR	James Scott
LT	Ted Albrecht
LG	Noah Jackson
RG	Dan Neale
RB	Reve Sorey
RT	Dennis Lick
TE	Robin Earl
WR	Brian Baschnagel
QB	Vince Evans
FB	Walter Payton
FB	Roland Harper
K	Bob Thomas

WR	Brian Baschnagel / Rickey Watts
LT	Ted Albrecht
LG	Noah Jackson
RG	Dan Neale
RB	Emmanuel Sanders
RT	Keith Van Horn
TE	Robin Earl
WR	Ken Margum / Brian Baschnagel
QB	Vince Evans
FB	Walter Payton
FB	Matt Suhey
K	Bob Thomas

WR	Ken Margum
LT	Phil McKinley
LG	Noah Jackson
C	Dan Neale
RG	Jeff Williams
RT	Keith Van Horn
TE	Emery Moorehead
WR	Brian Baschnagel
QB	Jim McMahon
FB	Walter Payton
FB	Matt Suhey
K	Bob Thomas

DEFENSIVE STARTERS

LE	Mike Hartenstein
LT	Jim Osborne
RT	Ron Rydick
RE	Billy Newsome
SLB	Doug Buffone
MLB	Tom Hicks
WLB	Waymond Bryant
LCB	Allan Ellis
RCB	Virgil Livers
SS	Gary Fenick
FS	Doug Plank
P	Bob Parsons

LE	Tommy Hart
LT	Jim Osborne
RT	Alan Page
RE	Mike Hartenstein
SLB	Jerry Muckensturm
MLB	Tom Hicks
WLB	Gary Campbell
LCB	Terry Schmidt
RCB	Virgil Livers
SS	Gary Fenick
FS	Doug Plank
P	Bob Parsons

LE	Dan Hampton
LT	Jim Osborne
RT	Alan Page
RE	Mike Hartenstein
SLB	Jerry Muckensturm
MLB	Tom Hicks
WLB	Gary Campbell
LCB	Terry Schmidt
RCB	Virgil Livers
SS	Gary Fenick
FS	Doug Plank
P	Bob Parsons

LE	Dan Hampton
LT	Jim Osborne
RT	Alan Page
RE	Mike Hartenstein
SLB	Jerry Muckensturm
MLB	Tom Hicks
WLB	Gary Campbell
LCB	Terry Schmidt
RCB	Allan Ellis
SS	Gary Fenick
FS	Doug Plank
P	Bob Parsons

LE	Dan Hampton
LT	Jim Osborne
RT	Alan Page
RE	Al Harris
SLB	Otis Wilson
MLB	Mike Singletary
WLB	Gary Campbell
LCB	Terry Schmidt
RCB	Reuben Henderson
SS	Gary Fenick
FS	Doug Plank
P	Bob Parsons

LE	Mike Hartenstein
LT	Jim Osborne
RT	Dan Hampton
RE	Al Harris
SLB	Otis Wilson
MLB	Mike Singletary
WLB	Gary Campbell
LCB	Terry Schmidt
RCB	Leslie Frazier
SS	Gary Fenick
FS	Len Walterscheid
P	Bob Parsons



Bears All-Time Results & Starters

1983 (8-8, .500)

Mike Ditka — Coach		Bears	Opp
4 Atlanta Falcons	L	17	20
11 Tampa Bay Bucs	W	21	34
18 New Orleans Saints	L	31	22
25 Baltimore Colts	L	19	22
2 Denver Broncos	W	31	14
9 Minnesota Vikings	W	14	14
16 Detroit Lions	L	17	31
23 Philadelphia Eagles	W	7	6
30 Detroit Lions	L	17	39
6 Los Angeles Rams	W	14	21
13 Philadelphia Eagles	W	17	14
20 Tampa Bay Bucs	W	27	0
27 San Francisco 49ers	W	13	3
4 Green Bay Packers	L	28	31
11 Minnesota Vikings	W	19	13
18 Green Bay Packers	W	23	21
		311	301

1984 (10-6, .625)

Mike Ditka — Coach		Bears	Opp
2 Tampa Bay Bucs	W	34	14
9 Denver Broncos	W	27	0
16 Green Bay Packers	W	9	38
23 Seattle Seahawks	L	14	23
30 Dallas Cowboys	W	20	21
7 New Orleans Saints	W	20	38
14 St. Louis Cardinals	W	21	38
21 Tampa Bay Bucs	W	44	9
28 Minnesota Vikings	W	16	7
4 Los Angeles Raiders	W	11	29
11 Los Angeles Rams	L	13	29
18 Detroit Lions	W	16	14
25 Minnesota Vikings	W	34	3
32 San Diego Chargers	L	7	20
9 Green Bay Packers	L	14	20
16 Detroit Lions	W	30	13
		325	248

PLAYOFFS

D 30 Washington Redskins	W	23	19
J 6 San Francisco 49ers	L	0	23

1985 (15-1, .938)

Mike Ditka — Coach		Bears	Opp
8 Tampa Bay Bucs	W	20	7
15 New England Patriots	W	33	24
22 Minnesota Vikings	W	45	10
29 Washington Redskins	W	27	19
36 Tampa Bay Bucs	W	26	10
43 San Francisco 49ers	W	26	10
50 Green Bay Packers	W	27	7
57 Minnesota Vikings	W	27	7
64 Green Bay Packers	W	16	10
71 Detroit Lions	W	24	3
78 Dallas Cowboys	W	44	0
85 Atlanta Falcons	W	36	0
92 Miami Dolphins	L	24	38
99 Indianapolis Colts	W	17	10
106 New York Jets	W	19	6
113 Detroit Lions	W	27	11
		456	198

PLAYOFFS

J 15 New York Giants	W	21	0
J 22 Los Angeles Rams	W	24	0
J 26 New England Patriots	W	46	10
(at New Orleans)			

1986 (14-2, .875)

Mike Ditka — Coach		Bears	Opp
5 Cleveland Browns	W	41	31
12 Philadelphia Eagles	W	13	10
19 Green Bay Packers	W	25	12
26 Cincinnati Bengals	W	44	29
33 Minnesota Vikings	W	23	0
40 Houston Oilers	W	20	7
47 Minnesota Vikings	L	7	23
54 Detroit Lions	L	13	31
61 Los Angeles Rams	L	17	20
68 Tampa Bay Bucs	W	23	3
75 Atlanta Falcons	W	13	10
82 Green Bay Packers	W	13	10
89 Pittsburgh Steelers	W	13	10
96 Tampa Bay Bucs	W	48	14
103 Detroit Lions	W	16	18
110 Dallas Cowboys	W	24	10
		352	187

PLAYOFFS

J 3 Washington Redskins	L	13	27
-------------------------	---	----	----

1987 (11-4, .733)

Mike Ditka — Coach		Bears	Opp
5 New York Giants	W	34	19
12 Tampa Bay Bucs	W	20	3
19 Detroit Lions	Cancelled		
26 Philadelphia Eagles	W	35	3
33 Minnesota Vikings	W	27	7
40 New Orleans Saints	L	17	19
47 Tampa Bay Bucs	W	27	7
54 Kansas City Chiefs	W	31	28
61 Green Bay Packers	W	26	24
68 Denver Broncos	L	6	10
75 Detroit Lions	W	30	10
82 Green Bay Packers	W	23	10
89 Minnesota Vikings	W	30	24
96 San Francisco 49ers	L	0	41
103 Seattle Seahawks	L	21	34
110 Los Angeles Raiders	W	6	3
		356	282

PLAYOFFS

J 10 Washington Redskins	L	17	21
--------------------------	---	----	----

OFFENSIVE STARTERS

WR	Willie Gault
LT	Jim Covert
LG	Noah Jackson
C	Jay Hilgenberg
RG	Kurt Becker
RT	Keith Van Home
TE	Emery Moonhead
WR	Ken Margerum
QB	Jim McMahon
RB	Walter Payton
FB	Matt Suhey
K	Bob Thomas

WR	Willie Gault
LT	Jim Covert
LG	Mark Bortz
C	Jay Hilgenberg
RG	Kurt Becker
RT	Keith Van Home
TE	Emery Moonhead
WR	Dennis McKinnon
QB	Steve Fuller
RB	Walter Payton
FB	Matt Suhey
K	Bob Thomas

DEFENSIVE STARTERS

LE	Mike Hartenstein
LT	Jim Osborne
RT	Steve McMichael / Dan Hampton
RE	Dig Wilson
SLB	Mike Singletary
MLB	Hans / Gary Campbell / Brian Cabot
WLB	Mike Richardson
LCB	Leslie Frazier
RCB	Todd Bell
SS	Gary Fenick
FS	Bob Parsons
P	

LE	Mike Hartenstein
LT	Steve McMichael
RT	Dan Hampton
RE	Richard Dent
SLB	Otis Wilson
MLB	Mike Singletary
WLB	Al Harris
LCB	Mike Richardson
RCB	Leslie Frazier
SS	Todd Bell
FS	Gary Fenick
P	Dave Finzer

LE	Dan Hampton
LT	Steve McMichael
RT	William Perry
RE	Richard Dent
SLB	Otis Wilson
MLB	Mike Singletary
WLB	Wilbur Marshall
LCB	Mike Richardson
RCB	Leslie Frazier
SS	Dave Duerson
FS	Gary Fenick
P	Maury Buford

LE	Dan Hampton
LT	Steve McMichael
RT	William Perry
RE	Richard Dent
SLB	Otis Wilson
MLB	Mike Singletary
WLB	Wilbur Marshall
LCB	Mike Richardson
RCB	Vestee Jackson / Reggie Phillips
SS	Dave Duerson
FS	Gary Fenick
P	Maury Buford

LE	Dan Hampton
LT	Steve McMichael
RT	William Perry
RE	Richard Dent
SLB	Otis Wilson
MLB	Mike Singletary
WLB	Wilbur Marshall
LCB	Mike Richardson
RCB	Vestee Jackson
SS	Todd Bell
FS	Dave Duerson
P	Gary Fenick



Bears All-Time Results & Starters

1988 (12-4, .750)

Mike Ditka — Coach			Bears	Opp
4	① Miami Dolphins	W	34	13
11	① Indianapolis Colts	W	17	31
18	① Minnesota Vikings	W	24	6
25	① Green Bay Packers	W	24	3
2	① Buffalo Bills	W	24	3
9	① Detroit Lions	W	24	4
16	① Dallas Cowboys	W	17	7
24	① San Francisco 49ers	W	10	9
30	① New England Patriots	W	30	10
6	① Tampa Bay Bucs	W	28	10
13	① Washington Redskins	W	34	14
20	① Tampa Bay Bucs	W	27	15
27	① Green Bay Packers	W	16	0
3	① Los Angeles Rams	W	16	23
11	① Detroit Lions	L	13	12
19	① Minnesota Vikings	L	27	26
			312	215
PLAYOFFS				
31	Philadelphia Eagles	W	20	12
8	San Francisco 49ers	L	3	28

1989 (6-10, .375)

Mike Ditka — Coach			Bears	Opp
10	① Cincinnati Bengals	W	17	14
17	① Minnesota Vikings	W	38	7
24	① Detroit Lions	W	27	13
2	① Philadelphia Eagles	W	27	13
9	① Tampa Bay Bucs	L	35	42
16	① Houston Oilers	L	28	33
23	① Cleveland Browns	L	7	37
30	① Los Angeles Rams	W	20	10
6	① Green Bay Packers	L	13	14
13	① Pittsburgh Steelers	W	20	0
20	① Tampa Bay Bucs	L	31	32
27	① Washington Redskins	L	14	36
3	① Minnesota Vikings	L	16	27
10	① Detroit Lions	L	17	27
17	① Green Bay Packers	L	28	40
24	① San Francisco 49ers	L	0	26
			358	377

* Instant Replay Game

1990 (11-5, .688)

Mike Ditka — Coach			Bears	Opp
8	① Seattle Seahawks	W	17	0
15	① Green Bay Packers	W	31	13
22	① Minnesota Vikings	W	19	16
30	① Los Angeles Raiders	W	19	13
6	① Green Bay Packers	W	27	13
14	① Los Angeles Rams	W	38	9
21	Bye Week			
28	① Phoenix Cardinals	W	31	21
4	① Tampa Bay Bucs	W	26	6
11	① Atlanta Falcons	W	30	24
18	① Denver Broncos	W	13	41
25	① Minnesota Vikings	W	13	41
2	① Detroit Lions	W	23	17
9	① Washington Redskins	L	9	10
16	① Detroit Lions	W	27	38
23	① Tampa Bay Bucs	L	27	14
30	① Kansas City Chiefs	W	10	21
			348	280
PLAYOFFS				
1	① New Orleans Saints	W	16	6
13	① New York Giants	L	3	31

1991 (11-5, .688)

Mike Ditka — Coach			Bears	Opp
8	① Minnesota Vikings	W	13	9
15	① Tampa Bay Bucs	W	21	20
22	① New York Giants	W	20	17
30	① New York Jets	W	19	13
6	① Buffalo Bills	L	20	35
14	① Washington Redskins	L	7	20
21	Bye Week			
28	① Green Bay Packers	W	10	0
4	① New Orleans Saints	W	20	17
11	① Detroit Lions	W	20	10
18	① Minnesota Vikings	W	30	17
25	① Indianapolis Colts	W	31	17
2	① Miami Dolphins	L	13	15
9	① Detroit Lions	L	6	13
16	① Green Bay Packers	W	27	16
23	① Tampa Bay Bucs	W	27	0
30	① San Francisco 49ers	L	14	52
			299	269
PLAYOFFS				
29	Dallas Cowboys	L	13	17

1992 (5-11, .313)

Mike Ditka — Coach			Bears	Opp
6	① Detroit Lions	W	27	58
13	① New Orleans Saints	L	14	27
20	① New York Giants	W	41	31
27	① Atlanta Falcons	L	20	21
3	① Minnesota Vikings	L	20	21
10	Bye Week			
17	① Tampa Bay Bucs	W	31	14
24	① Green Bay Packers	W	30	10
31	① Minnesota Vikings	L	10	38
7	① Cincinnati Bengals	L	28	31
14	① Tampa Bay Bucs	L	17	20
21	① Green Bay Packers	L	14	27
28	① Cleveland Browns	L	14	27
4	① Houston Oilers	W	7	24
11	① Pittsburgh Steelers	W	30	15
18	① Detroit Lions	L	3	15
25	① Dallas Cowboys	L	14	27
			295	361

OFFENSIVE STARTERS

WR	Dennis Gentry
LT	Jim Covert / John Wojciechowski
LG	Mark Bortz
C	Jay Hilgenberg
RG	Tom Thayer
RT	Keith Van Home
TE	Jim Thornton
WR	Dennis McKinnon
QB	Jim McMahon
RB	Neal Anderson
FB	Matt Suhey
K	Kevin Butler

WR	Ron Morris
LT	Jim Covert
LG	Mark Bortz
C	Jay Hilgenberg
RG	Tom Thayer
RT	Keith Van Home
TE	Jim Thornton
WR	Dennis McKinnon
QB	Mike Tomczak
RB	Neal Anderson
FB	Brad Muster
K	Kevin Butler

WR	Wendell Davis
LT	Jim Covert
LG	Mark Bortz
C	Jay Hilgenberg
RG	Tom Thayer
RT	Keith Van Home
TE	Jim Thornton
WR	Ron Morris
QB	Jim Harbaugh
RB	Neal Anderson
FB	Brad Muster
K	Kevin Butler

WR	Wendell Davis
LT	John Wojciechowski
LG	Mark Bortz
C	Jay Hilgenberg
RG	Tom Thayer
RT	Keith Van Home
TE	Jim Thornton
WR	Tom Waddle
QB	Jim Harbaugh
RB	Neal Anderson
FB	Brad Muster
K	Kevin Butler

WR	Wendell Davis
LT	Troy Auzenne
LG	Mark Bortz
C	Jerry Fontenot
RG	Tom Thayer
RT	Keith Van Home
TE	Keith Jennings
WR	Tom Waddle
QB	Jim Harbaugh
RB	Neal Anderson
FB	Brad Muster
K	Kevin Butler

DEFENSIVE STARTERS

LE	Al Harris
LT	Steve McMichael
RT	Dan Hampton
RE	Richard Dent
SLB	Ron Rivera
MLB	Mike Singletary
WLB	Jim Morrissey
LCB	Mike Richardson
RCB	Vester Jackson
SS	Dave Duerson
FS	Shaun Gayle
P	Bryan Wagner

LE	Trace Armstrong
LT	Steve McMichael
RT	William Perry
RE	Dan Hampton
SLB	Richard Dent
MLB	Mike Singletary
WLB	Jim Morrissey
LCB	Donnell Woolford
RCB	Vester Jackson
SS	Dave Duerson
FS	Shaun Gayle
P	Mauri Buford

LE	Trace Armstrong
LT	William Perry
RT	Dan Hampton
RE	Richard Dent
SLB	Jim Morrissey
MLB	Mike Singletary
WLB	Ron Rivera
LCB	Donnell Woolford
RCB	Lemuel Stinson
SS	Shaun Gayle
FS	Mark Carrier
P	Mauri Buford

LE	Trace Armstrong
LT	Steve McMichael
RT	William Perry
RE	Richard Dent
SLB	Jim Morrissey
MLB	Mike Singletary
WLB	John Roper
LCB	Donnell Woolford
RCB	Lemuel Stinson
SS	Shaun Gayle
FS	Mark Carrier
P	Mauri Buford

LE	Trace Armstrong
LT	Steve McMichael
RT	William Perry
RE	Richard Dent
SLB	Jim Morrissey
MLB	Mike Singletary
WLB	John Roper
LCB	Donnell Woolford
RCB	Lemuel Stinson
SS	Shaun Gayle
FS	Mark Carrier
P	Chris Gardocki



Bears All-Time Results & Starters

1993 (7-9, .438)

Dave Wannstedt — Coach			Bears	Opp
S 5	New York Giants	L	20	16
S 12	Minnesota Vikings	L	7	10
S 19	Bye Week			
S 26	Tampa Bay Buccaneers	W	47	17
O 3	Atlanta Falcons	W	6	0
O 10	Philadelphia Eagles	W	17	6
O 17	Bye Week			
O 24	Minnesota Vikings	L	12	19
O 31	Green Bay Packers	L	3	17
N 7	Los Angeles Raiders	L	14	16
N 14	San Diego Chargers	W	16	13
N 21	Kansas City Chiefs	W	19	17
N 28	Detroit Lions	W	10	6
D 5	Green Bay Packers	W	30	17
D 12	Tampa Bay Buccaneers	L	10	13
D 19	Denver Broncos	L	3	15
D 26	Detroit Lions	L	14	20
J 2	Los Angeles Rams	L	6	20
			234	230

1994 (9-7, .563)

Dave Wannstedt — Coach			Bears	Opp
S 4	Tampa Bay Buccaneers	W	21	9
S 11	Philadelphia Eagles	L	22	30
S 18	Minnesota Vikings	L	14	42
S 25	New York Jets	W	19	7
O 2	Buffalo Bills	W	20	13
O 9	New Orleans Saints	W	17	7
O 16	Bye Week			
O 23	Detroit Lions	L	16	21
O 30	Green Bay Packers	L	6	33
N 6	Tampa Bay Buccaneers	W	20	6
N 13	Miami Dolphins	W	17	17
N 20	Detroit Lions	W	20	10
N 27	Arizona Cardinals	W	19	16
D 4	Minnesota Vikings	L	27	33
D 11	Green Bay Packers	L	5	40
D 18	Los Angeles Rams	L	27	13
D 24	New England Patriots	L	3	13
			271	307
PLAYOFFS				
J 1	Minnesota Vikings	W	35	18
J 7	San Francisco 49ers	L	15	44

1995 (9-7, .563)

Dave Wannstedt — Coach			Bears	Opp
S 3	Minnesota Vikings	W	31	14
S 10	Green Bay Packers	L	24	17
S 17	Tampa Bay Buccaneers	W	52	6
S 24	St. Louis Rams	L	28	34
O 1	Bye Week			
O 8	Cincinnati Bengals	W	31	27
O 15	Cincinnati Bengals	W	30	27
O 22	Houston Oilers	W	35	32
O 29	Minnesota Vikings	W	14	6
N 5	Pittsburgh Steelers	L	34	30
N 12	Green Bay Packers	L	29	35
N 19	Detroit Lions	L	17	24
N 26	New York Giants	W	27	14
D 3	Detroit Lions	L	7	17
D 10	Cincinnati Bengals	L	10	16
D 17	Tampa Bay Buccaneers	W	31	10
D 24	Philadelphia Eagles	W	20	14
			332	360

1996 (7-9, .438)

Dave Wannstedt — Coach			Bears	Opp
S 1	Dallas Cowboys	W	22	6
S 8	Washington Redskins	L	3	10
S 15	Minnesota Vikings	L	14	20
S 22	Detroit Lions	L	16	20
S 29	Oakland Raiders	W	19	17
O 6	Green Bay Packers	L	6	37
O 13	New Orleans Saints	L	24	27
O 20	Bye Week			
O 27	Minnesota Vikings	W	15	13
N 3	Tampa Bay Buccaneers	W	13	10
N 10	Denver Broncos	W	20	17
N 17	Kansas City Chiefs	L	10	14
N 24	Detroit Lions	L	31	14
D 1	Green Bay Packers	L	17	29
D 8	St. Louis Rams	L	35	9
D 14	San Diego Chargers	W	27	14
D 22	Tampa Bay Buccaneers	L	19	34
			283	305

1997 (4-12, .250)

Dave Wannstedt — Coach			Bears	Opp
S 1	Green Bay Packers	L	24	38
S 8	Minnesota Vikings	L	24	30
S 15	Detroit Lions	L	7	32
S 22	New England Patriots	L	3	27
S 29	Dallas Cowboys	L	3	31
O 6	New Orleans Saints	L	17	20
O 13	Green Bay Packers	L	23	24
O 20	Bye Week			
O 27	Miami Dolphins	W (ot)	36	33
N 3	Washington Redskins	L	8	31
N 10	Minnesota Vikings	L	22	31
N 17	New York Jets	L	15	52
N 24	Tampa Bay Buccaneers	W	13	7
N 31	Detroit Lions	W	20	55
D 7	Buffalo Bills	W	20	17
D 14	St. Louis Rams	W	13	10
D 21	Tampa Bay Buccaneers	L	15	31
			263	421

OFFENSIVE STARTERS

WR	Tom Waddle
LT	Troy Auzenne
LG	Mark Bortz
C	Jerry Fontenot
RG	John Wojciechowski
RT	Jay Leeuwenburg
TE	Keith Jennings
WR	Curtis Conway
QB	Jim Harbaugh
RB	Neal Anderson
FB	Craig Heyward
K	Kevin Butler

WR	Jeff Graham
LT	Andy Heck
LG	Mark Bortz
C	Jerry Fontenot
RG	Jay Leeuwenburg
TE	James Williams
WR	Curtis Conway
QB	Steve Walsh
RB	Lewis Tillman
FB	Raymont Harris
K	Kevin Butler

WR	Jeff Graham
LT	Andy Heck
LG	Todd Perry
C	Jerry Fontenot
RG	Jay Leeuwenburg
TE	James Williams
TE	Keith Jennings
WR	Curtis Conway
QB	Erik Kramer
RB	Rashaan Salaam
FB	Tony Carter
K	Kevin Butler

WR	Curtis Conway
LT	Andy Heck
LG	Todd Perry
C	Jerry Fontenot
RG	Todd Burger
TE	James Williams
TE	Keith Jennings
WR	Michael Tompson
QB	Dave Krieg
RB	Raymont Harris
FB	Tony Carter
K	Jeff Jaeger

WR	Bobby Engram
LT	Andy Heck
LG	Todd Perry
C	Chris Villarrial
RG	Todd Burger
TE	James Williams
TE	Keith Jennings
WR	Ricky Prohl
QB	Erik Kramer
RB	Raymont Harris
FB	Tony Carter
K	Jeff Jaeger

DEFENSIVE STARTERS

LE	Trace Armstrong
LT	Steve McMichael
RT	Chris Zorich
RE	Richard Dent
SLB	Joe Cain
MLB	Dante Jones
WLB	Vinson Smith
LCB	Donnell Woolford
RCB	Anthony Baylock
SS	Shaun Gayle
FS	Mark Carrier
P	Chris Gardocki

LE	Trace Armstrong
LT	Al Fometon / Carl Simpson
RT	Chris Zorich
RE	Alonzo Spellman
SLB	Joe Cain
MLB	Dante Jones
WLB	Vinson Smith
LCB	Donnell Woolford
RCB	Jerry Lincoln
SS	Shaun Gayle
FS	Mark Carrier
P	Chris Gardocki

LE	Alonzo Spellman
LT	Jim Flanagan
RT	Chris Zorich
RE	John Thierry
SLB	Vinson Smith
MLB	Joe Cain
WLB	Ron Cox
LCB	Donnell Woolford
RCB	Jerry Lincoln
SS	Marty Carter
FS	Mark Carrier
P	Todd Sauerbrun

LE	Albert Fontenot
LT	Jim Flanagan
RT	Carl Simpson
RE	Alonzo Spellman
SLB	Joe Cain
MLB	Bryan Cox
WLB	Vinson Smith
LCB	Donnell Woolford
RCB	Walt Harris
SS	Marty Carter
FS	Mark Carrier
P	Todd Sauerbrun

LE	John Thierry
LT	Jim Flanagan
RT	Carl Simpson
RE	Carl Reeves
SLB	Ron Cox
MLB	Bryan Cox
WLB	Benny Minter
LCB	Tom Carter
RCB	Walt Harris
SS	Marty Carter
FS	John Mangum
P	Todd Sauerbrun



Soldier Field

The Chicago Bears enter their 28th year at Soldier Field after playing their first 50 seasons in Chicago at Wrigley Field. Soldier Field was opened in 1924 as a 45,000-seat Municipal Grant Park Stadium. The first football game played on its field was November 22, 1924, as a capacity crowd watched Notre Dame edge Northwestern, 13-6.

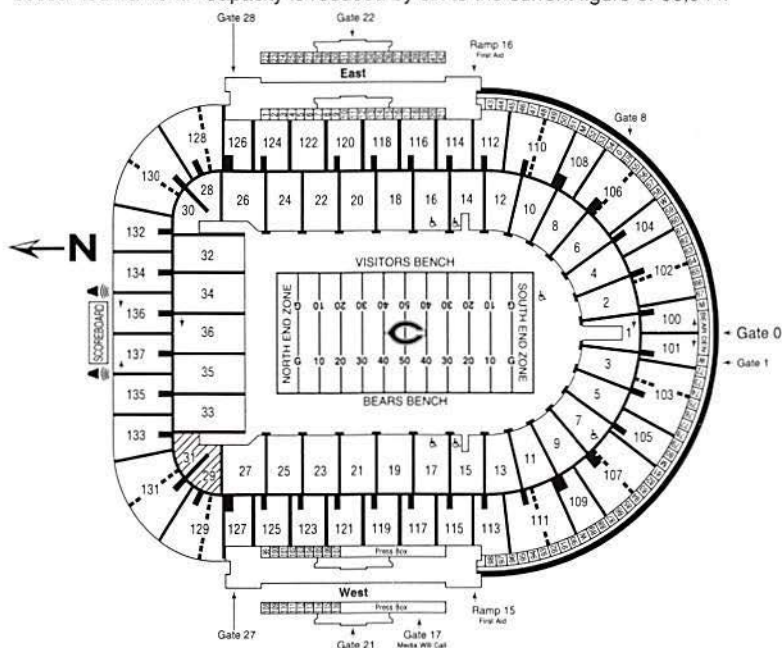
It hosted the first boxing event which drew a gate of over \$2.5 million (Dempsey-Tunney, 1927), the first ski meet held in a stadium, and the all-time largest football crowd (123,000). The largest crowd for any event in Soldier Field was 260,000 on Sept. 8, 1954, for the religious Marian Year Tribute.

The 100,000-seat stadium was dedicated November 27, 1926, with Army battling Navy to a 21-21 tie. The all-time collegiate attendance record of 123,000 plus was established Nov. 26, 1927 as Notre Dame beat Southern Cal 7-6. In the first professional game at the then-mammoth stadium, the Bears defeated the Chicago Cardinals 10-0 on November 11, 1926.

Plans for the stadium started in 1919 as a memorial to the soldiers of WWI. Soldier Field stands on 10,000 pile foundations driving an average depth of 62.5 feet through fill that replaced the lake waters. The stadium is maintained and operated by the Chicago Park District.

Other stadium notes since the Bears moved to Soldier Field:

- 1971** — September 19th, Chicago defeats the Pittsburgh Steelers 17-15 before capacity crowd of 55,701 in the Bears' first game since moving from Wrigley.
- 1979** — The stadium undergoes major reconstruction and renovation prior to the season including new lighting, playing surface, and locker rooms; rebuilding of seating area (new chairbacks, armrests, seats); and improvement of sightlines.
- 1982** — Additional rebuilding of seating areas was completed as well as new concourses with more restrooms and concession areas. A new press box, 60 deluxe skyboxes, and a new scoreboard were also built. Capacity is increased to 66,030.
- 1988** — Surface was changed from artificial turf to natural grass, and 56 skyboxes were added along south rim (increasing the total to 116). Capacity is increased to 66,946.
- 1992** — Four seats are added increasing the capacity to 66,950.
- 1994** — The Park District spends millions to refurbish the stadium for the World Cup soccer tournament. Capacity is reduced by six to the current figure of 66,944.





Bears vs. The NFL

STADIUM CODES

A Atlanta Fulton Co. Stadium	3-4	H Astrodome, Houston	1-2	PH Municipal Stadium, Philadelphia	3-0
AK Akron Rubber Bowl		HG Hagemeyer Park, Green Bay		PI Forbes Field, Pittsburgh	6-2-1
AN Anaheim Stadium	1-4	I RCA Dome, Indianapolis	2-0	PO Portsmouth, OH	1-2-1
B Memorial Stadium, Baltimore	6-11	IL University of Illinois, Champaign	*	RK Rock Island, IL	
BF Rich Stadium, Buffalo	1-2	JR Pro Player Stadium, Miami	1-0	S Soldier Field, Chicago	129-76-1
BK Baker Bowl, Philadelphia	1-0-1	JX Jacksonville Municipal Stadium, FL	1-0	SC University of South Carolina	*
BO Fenway Park, Boston	3-0-1	KC Arrowhead Stadium, Kansas City	2-2	SD Jack Murphy Stadium, San Diego	1-3
BR Ebbets Field, Brooklyn		KZ Kear Stadium, San Francisco	8-10	SE Kingdome, Seattle	1-2
C Ericsson Stadium, Charlotte, NC	0-0	LA Memorial Coliseum, Los Angeles	14-12-1	SF Candlestick Park, San Francisco	4-7
CI Cinergy Field, Cincinnati	1-1	LM Lambeau Field, Green Bay	13-17	SH Shibe Park, Philadelphia	1-1
CL Cleveland Stadium	6-9	LN Wembley Stadium, London	*	SI Staten Island, NY	1-4
CM Comiskey Park, Chicago	13-10	M Metrodome, Minneapolis	7-8	SL Busch Stadium, St. Louis	1-5
CN Fawcett Stadium, Canton, OH		MI Orange Bowl, Miami	0-3	SP Joe Albi Stadium, Spokane, WA	*
CR Crosley Field, Cincinnati		ML County Stadium, Milwaukee	0-1	SW Ullevi Stadium, Sweden	*
CS Chicago Stadium	1-0	MN Metropolitan Stadium, Minneapolis	8-13	TB Houlihan's Stadium, Tampa	13-7
D Briggs (Tiger) Stadium, Detroit	21-18	MP Mills Park, Chicago	0-0-1	TL Tulane Stadium, New Orleans	2-0
DA Cotton Bowl, Dallas	1-0	ND Notre Dame, IN	*	TM Sun Devil Stadium, Tempe, AZ	2-0
DB Croke Park, Dublin, Ireland	*	NE Foxboro Stadium, MA	0-1	TR Three Rivers Stadium, Pittsburgh	1-2
DC RFK Stadium, Washington, DC	3-5	NJ Meadowlands, East Rutherford, NJ	4-1	TX Texas Stadium, Irving, TX	2-5
DN Mile High Stadium, Denver	2-4	NO Superdome, New Orleans	3-4	TW Trans World Dome, St. Louis, MO	0-0
DS Dwyane Stadium, Northwestern Univ.	1-0	NP Normal Park, Chicago	2-1	UD University of Detroit Stadium	1-1
FB Forbes Field, Pittsburgh	1-0	NY Yankee Stadium, New York	2-2-1	V Veterans Stadium, Philadelphia	4-3
FR Franklin Field, Univ. of Penn.	1-1	O Oakland-Alameda Co. Coliseum	1-1	W Wrigley Field, Chicago	221-89-22
G Olympic Stadium, Berlin, Germany	*	P Pontiac Silverdome, Detroit	9-12	WA Griffith Stadium, Washington, DC	5-4
GB City Stadium, Green Bay	21-16-4	PG Polo Grounds, New York	11-7-1		

* pre-season games only

FR First Round Playoffs
SR Second Round Playoffs
WC Wild Card Game
WCR Wild Card Round
DP Divisional Playoff

CC Conference Championship
NFL NFL Title Game
SB Super Bowl
+ Overtime

muf Monday Night Football
thu Thursday Night
thank Thanksgiving Day
sat Saturday
sn Sunday Night

ARIZONA CARDINALS

W-54

L-25

T-6

For several years the Bears and Cardinals shared Wrigley Field and Comiskey Park.
 "H" designates the Bears as the home team; "V" designates the Bears as visitors.

1920 — Cardinals, 7-6 (H,NP)	1935 — Tie, 7-7 (H,W)	1949 — Bears, 17-7 (V,CM)
Staleys, 10-0 (V,W)	Bears, 13-0 (V,W)	Bears, 52-2 (H,W)
1921 — Tie, 0-0 (V,W)	1936 — Bears, 7-3 (H,W)	1950 — Bears, 27-6 (H,W)
1922 — Cardinals, 6-0 (V,CM) thank	Cardinals, 14-7 (V,W)	Cardinals, 20-10 (V,CM)
Cardinals, 9-0 (H,CM)	1937 — Bears, 16-7 (H,W)	1951 — Cardinals, 28-14 (V,CM)
1923 — Bears, 3-0 (H,W) thank	Bears, 42-28 (V,W)	Cardinals, 24-14 (H,W)
1924 — Bears, 6-0 (H,W)	1938 — Bears, 16-13 (V,S)	1952 — Cardinals, 21-10 (V,CM)
Bears, 21-0 (V,CM) thank	Bears, 34-28 (H,W)	Bears, 10-7 (H,W)
1925 — Cardinals, 9-0 (V,CM)	1939 — Bears, 44-7 (H,W)	1953 — Cardinals, 24-17 (H,W)
Tie, 0-0 (H,W) thank	Bears, 48-7 (V,CM)	1954 — Bears, 29-7 (V,CM)
1926 — Bears, 16-0 (V,W)	1940 — Cardinals, 21-7 (V,CM)	1955 — Cardinals, 53-14 (V,CM)
Bears, 10-0 (H,S)	Bears, 31-23 (H,W)	1956 — Bears, 10-3 (H,W)
Tie, 0-0 (H,W) thank	1941 — Bears, 53-7 (H,W)	1957 — Bears, 14-6 (V,CM)
1927 — Bears, 9-0 (V,NP)	Bears, 34-24 (V,CM)	1958 — Bears, 30-14 (H,W)
Cardinals, 3-0 (H,W) thank	1942 — Bears, 41-14 (H,W)	1959 — Bears, 31-7 (V,S)
1928 — Bears, 15-0 (V,NP)	Bears, 21-7 (V,CM)	1965 — Bears, 34-13 (W)
Bears, 34-0 (H,W) thank	1943 — Bears, 20-0 (H,W)	1966 — Cardinals, 24-17 (SL)
1929 — Tie, 0-0 (H,W)	Bears, 35-24 (V,CM)	1967 — Bears, 30-3 (W)
Cardinals, 40-6 (V,CM) thank	1944 — Bears, 34-7 (H,W)	1969 — Cardinals, 20-17 (SL)
1930 — Bears, 32-6 (V,CM)	Bears, 49-7 (V,FB)	1972 — Bears, 27-10 (SL)
Bears, 6-0 (H,W) thank	1945 — Cardinals, 16-7 (H,W)	1975 — Cardinals, 34-20 (S)
1931 — Bears, 26-13 (H,W)	Bears, 28-20 (V,CM)	1977 — Cardinals, 16-13 (SL)
Bears, 18-7 (V,W) thank	1946 — Bears, 34-17 (V,CM)	1978 — Bears, 17-10 (S)
1932 — Tie, 0-0 (H,W)	Cardinals, 35-28 (H,W)	1979 — Bears, 42-6 (S)
Bears, 34-0 (V,W) thank	1947 — Cardinals, 31-7 (V,CM)	1982 — Cardinals, 10-7 (S)
1933 — Bears, 12-9 (V,W)	Cardinals, 30-21 (H,W)	1984 — Cardinals, 38-21 (SL)
Bears, 22-6 (H,W) thank	1948 — Bears, 28-17 (V,CM)	1990 — Bears, 31-21 (TM)
1934 — Bears, 20-0 (H,W)	Cardinals, 24-21 (H,W)	1994 — Bears, 19-16 (TM) +
Bears, 17-6 (H,W)		1998 —



Bears vs. The NFL

ATLANTA FALCONS

1966 — Bears, 23-6 (W)
 1967 — Bears, 23-14 (A)
 1968 — Falcons, 16-13 (W)
 1969 — Falcons, 48-31 (A)
 1970 — Bears, 23-14 (A)
 1972 — Falcons, 37-21 (S)
 1973 — Falcons, 46-6 (A)

W-9

L-9

1974 — Falcons, 13-10 (A)
 1976 — Falcons, 10-0 (S)
 1977 — Falcons, 16-10 (S)
 1978 — Bears, 13-7 (S)
 1980 — Falcons, 28-17 (A)
 1983 — Falcons, 20-17 (S)
 1985 — Bears, 36-0 (S)

1986 — Bears, 13-10 (A)
 1990 — Bears, 30-24 (S)
 1992 — Bears, 41-31 (S)
 1993 — Bears, 6-0 (S)
 1998 —

BALTIMORE RAVENS

1998 —

W-0

L-0

BUFFALO BILLS

1970 — Bears, 31-13 (W)
 1974 — Bills, 16-6 (BF)
 1979 — Bears, 7-0 (BF)

W-5

L-2

1988 — Bears, 24-3 (S)
 1991 — Bills, 35-20 (BF)
 1994 — Bears, 20-13 (S)

1997 — Bears, 20-3 (S)

CAROLINA PANTHERS

1995 — Bears, 31-27 (S)

W-1

L-0

CINCINNATI BENGALS

1972 — Bengals, 13-3 (S)
 1980 — Bengals, 17-14 (S) +

W-2

L-4

1986 — Bears, 44-7 (Cl)
 1989 — Bears, 17-14 (S)

1992 — Bengals, 31-28 (S)+ sn
 1995 — Bengals, 16-10 (Cl)

CLEVELAND BROWNS

1951 — Browns, 42-21 (CL)
 1954 — Browns, 39-10 (W)
 1960 — Browns, 42-0 (CL)
 1961 — Bears, 17-14 (W)

W-3

L-8

1967 — Browns, 24-0 (CL)
 1969 — Browns, 28-24 (W)
 1972 — Bears, 17-0 (CL)
 1980 — Browns, 27-21 (CL) mnf

1986 — Bears, 41-31 (S)
 1989 — Browns, 27-7 (CL) mnf
 1992 — Browns, 27-14 (CL)

DALLAS COWBOYS

1960 — Bears, 17-7 (W)
 1962 — Bears, 34-33 (DA)
 1964 — Cowboys, 24-10 (W)
 1968 — Cowboys, 34-3 (W)
 1971 — Bears, 23-19 (S)
 1973 — Cowboys, 20-17 (S)
 1976 — Cowboys, 31-21 (TX)

W-7

L-11

1977 — Cowboys, 37-7 (TX) WC
 1979 — Cowboys, 24-20 (TX)
 1981 — Cowboys, 10-9 (TX) thank
 1984 — Cowboys, 23-14 (S)
 1985 — Bears, 44-0 (TX)
 1986 — Bears, 24-10 (TX)
 1988 — Bears, 17-7 (S)

1991 — Cowboys, 17-13 (S) FR
 1992 — Cowboys, 27-14 (TX)
 1996 — Bears, 22-6 (S) mnf
 1997 — Cowboys, 27-3 (TX)
 1998 —

DENVER BRONCOS

1971 — Broncos, 6-3 (DN)
 1973 — Bears, 33-14 (DN)
 1976 — Broncos, 28-14 (S)
 1978 — Broncos, 16-7 (DN) mnf

W-5

L-6

1981 — Bears, 35-24 (S)
 1983 — Bears, 31-14 (S)
 1984 — Bears, 27-0 (S)
 1987 — Broncos, 31-29 (DN) mnf

1990 — Bears, 16-13 (DN) +
 1993 — Broncos, 13-3 (S) sat
 1996 — Broncos, 17-12 (DN)

Win-loss record includes playoff games



Bears vs. The NFL

DETROIT LIONS

1930 — Spartans, 7-6 (PO)
Bears, 14-6 (W)
1931 — Bears, 9-6 (W)
Spartans, 3-0 (PO)
1932 — Tie, 13-13 (W)
Tie, 7-7 (PO)
Bears, 9-0 (CS)
1933 — Bears, 17-14 (W)
Bears, 17-7 (PO)
1934 — Bears, 19-16 (UD)
Bears, 10-7 (W) thank
1935 — Tie, 20-20 (W)
Lions, 14-2 (D) thank
1936 — Bears, 12-10 (W)
Lions, 13-7 (D) thank
1937 — Bears, 28-20 (W)
Bears, 13-0 (D) thank
1938 — Lions, 13-7 (W)
Lions, 14-7 (D) thank
1939 — Lions, 10-0 (W)
Bears, 23-13 (D)
1940 — Bears, 7-0 (W)
Lions, 17-14 (UD)
1941 — Bears, 49-0 (W)
Bears, 24-7 (D)
1942 — Bears, 16-0 (W)
Bears, 42-0 (D)
1943 — Bears, 27-21 (D)
Bears, 35-14 (W)
1944 — Tie, 21-21 (W)
Lions, 41-21 (D)
1945 — Lions, 16-10 (D)
Lions, 35-28 (W)
1946 — Bears, 42-6 (W)
Bears, 45-24 (D)
1947 — Bears, 33-24 (W)
Bears, 34-14 (D) thank
1948 — Bears, 28-0 (W)
Bears, 42-14 (D)
1949 — Bears, 27-24 (W)
Bears, 28-7 (D) thank
1950 — Bears, 35-21 (D)
Bears, 6-3 (W)
1951 — Bears, 28-23 (D)
Lions, 41-28 (W)
1952 — Bears, 24-23 (W)
Lions, 45-21 (D)

W-76

1953 — Lions, 20-16 (W)
Lions, 13-7 (D)
1954 — Lions, 48-23 (D)
Bears, 28-24 (W)
1955 — Bears, 24-14 (D)
Bears, 21-20 (W)
1956 — Lions, 42-10 (D)
Bears, 38-21 (W)
1957 — Bears, 27-7 (D)
Lions, 21-13 (W)
1958 — Bears, 20-7 (D)
Bears, 21-16 (W)
1959 — Bears, 24-14 (D)
Bears, 25-14 (W)
1960 — Bears, 28-7 (W)
Lions, 36-0 (D)
1961 — Bears, 31-17 (D)
Lions, 16-15 (W)
1962 — Lions, 11-3 (D)
Bears, 3-0 (W)
1963 — Bears, 37-21 (D)
Bears, 24-14 (W)
1964 — Lions, 10-0 (W)
Bears, 27-24 (D) thank
1965 — Bears, 38-10 (W)
Bears, 17-10 (D)
1966 — Lions, 14-3 (D)
Tie, 10-10 (W)
1967 — Bears, 14-3 (W)
Bears, 27-13 (D)
1968 — Lions, 42-0 (D)
Lions, 28-10 (W)
1969 — Lions, 13-7 (D)
Lions, 20-3 (W)
1970 — Lions, 28-14 (D) mnf
Lions, 16-10 (W)
1971 — Bears, 28-23 (D)
Lions, 28-3 (S)
1972 — Lions, 14-0 (D)
Lions, 38-24 (S)
1973 — Lions, 30-7 (S)
Lions, 40-7 (D)
1974 — Bears, 17-9 (S)
Lions, 34-17 (D)
1975 — Lions, 27-7 (P)
Bears, 25-21 (S)

L-55

T-5

1976 — Bears, 10-3 (S)
Lions, 14-10 (P)
1977 — Bears, 30-20 (S)
Bears, 31-14 (P) thank
1978 — Bears, 19-0 (P)
Lions, 21-17 (S)
1979 — Bears, 35-7 (S)
Lions, 20-0 (P) thank
1980 — Bears, 24-7 (S)
Bears, 23-17 (P) + thank
1981 — Lions, 48-17 (P) mnf
Lions, 23-7 (S)
1982 — Lions, 17-10 (P)
Bears, 20-17 (S)
1983 — Lions, 31-17 (P)
Lions, 38-17 (S)
1984 — Bears, 16-14 (S)
Bears, 30-13 (P)
1985 — Bears, 24-3 (S)
Bears, 37-17 (P)
1986 — Bears, 13-7 (S)
Bears, 16-13 (P) mnf
1987 — Bears, 30-10 (S)
(2nd game cancelled)
1988 — Bears, 24-7 (P)
Bears, 13-12 (S)
1989 — Bears, 47-27 (P)
Lions, 27-17 (S)
1990 — Bears, 23-17 (S) +
Lions, 38-21 (P)
1991 — Bears, 20-10 (S)
Lions, 16-6 (P) thank
1992 — Bears, 27-24 (S)
Lions, 16-3 (P)
1993 — Bears, 10-6 (P) thank
Lions, 20-14 (S)
1994 — Lions, 21-16 (P)
Bears, 20-10 (S)
1995 — Lions, 24-17 (S)
Lions, 27-7 (P) mnf
1996 — Lions, 35-16 (P)
Bears, 31-14 (S)
1997 — Lions, 32-7 (S)
Lions, 55-20 (P) thank
1998 —

FINALLY, EIGHT: IT WASN'T SO GREAT

The Bears had played 1,070 games in their storied 78 seasons before finishing a game with a final score of "eight" for the first time. It finally happened on November 2, 1997: the Bears lost to the Redskins 31-8 at Soldier Field, scoring on an Erik Kramer-to-Ricky Proehl TD toss, and a two-point conversion by the same duo, for the final score. Chicago's opponents have only once totalled eight points in a contest: on November 6, 1932, the Giants scored a touchdown, missed the extra point, and recorded a fourth quarter safety in losing to the Bears, 28-8.



Bears vs. The NFL

GREEN BAY PACKERS

1921 — Staleys, 20-0 (W)
 1923 — Bears, 3-0 (GB)
 1924 — Bears, 3-0 (W)
 1925 — Packers, 14-10 (GB)
 Bears, 21-0 (W)
 1926 — Tie, 6-6 (GB)
 Bears, 19-13 (W)
 Tie, 3-3 (W)
 1927 — Bears, 7-6 (GB)
 Bears, 14-6 (W)
 1928 — Tie, 12-12 (GB)
 Packers, 16-6 (W)
 Packers, 6-0 (W)
 1929 — Packers, 23-0 (GB)
 Packers, 14-0 (W)
 Packers, 25-0 (W)
 1930 — Packers, 7-0 (GB)
 Packers, 13-12 (W)
 Bears, 21-0 (W)
 1931 — Packers, 7-0 (GB)
 Packers, 6-2 (W)
 Bears, 7-6 (W)
 1932 — Tie, 0-0 (GB)
 Packers, 2-0 (W)
 Bears, 9-0 (W)
 1933 — Bears, 14-7 (GB)
 Bears, 10-7 (W)
 Bears, 7-6 (W)
 1934 — Bears, 24-10 (GB)
 Bears, 27-14 (W)
 1935 — Packers, 7-0 (GB)
 Packers, 17-14 (W)
 1936 — Bears, 30-3 (GB)
 Packers, 21-10 (W)
 1937 — Bears, 14-2 (GB)
 Packers, 24-14 (W)
 1938 — Bears, 2-0 (GB)
 Packers, 24-17 (W)
 1939 — Packers, 21-16 (GB)
 Bears, 30-27 (W)
 1940 — Bears, 41-10 (GB)
 Bears, 14-7 (W)
 1941 — Bears, 25-17 (GB)
 Packers, 16-14 (W)
 Bears, 33-14 (W) CC
 1942 — Bears, 44-28 (GB)
 Bears, 38-7 (W)
 1943 — Tie, 21-21 (GB)
 Bears, 21-7 (W)
 1944 — Packers, 42-28 (GB)
 Bears, 21-0 (W)
 1945 — Packers, 31-21 (GB)
 Bears, 28-24 (W)

W-82

1946 — Bears, 30-7 (GB)
 Bears, 10-7 (W)
 1947 — Packers, 29-20 (GB)
 Bears, 20-17 (W)
 1948 — Bears, 45-7 (GB)
 Bears, 7-6 (W)
 1949 — Bears, 17-0 (GB)
 Bears, 24-3 (W)
 1950 — Packers, 31-21 (GB)
 Bears, 28-14 (W)
 1951 — Bears, 31-20 (GB)
 Bears, 24-13 (W)
 1952 — Bears, 24-14 (GB)
 Packers, 41-28 (W)
 1953 — Bears, 17-13 (GB)
 Tie, 21-21 (W)
 1954 — Bears, 10-3 (GB)
 Bears, 28-23 (W)
 1955 — Packers, 24-3 (GB)
 Bears, 52-31 (W)
 1956 — Bears, 37-21 (GB)
 Bears, 38-14 (W)
 1957 — Packers, 21-17 (GB)
 Bears, 21-14 (W)
 1958 — Bears, 34-20 (GB)
 Bears, 24-10 (W)
 1959 — Packers, 9-6 (GB)
 Bears, 28-17 (W)
 1960 — Bears, 17-14 (GB)
 Packers, 41-13 (W)
 1961 — Packers, 24-0 (GB)
 Packers, 31-28 (W)
 1962 — Packers, 49-0 (GB)
 Packers, 38-7 (W)
 1963 — Bears, 10-3 (GB)
 Bears, 26-7 (W)
 1964 — Packers, 23-12 (GB)
 Packers, 17-3 (W)
 1965 — Packers, 23-14 (LM)
 Bears, 31-10 (W)
 1966 — Packers, 17-0 (W)
 Packers, 13-6 (LM)
 1967 — Packers, 13-10 (LM)
 Packers, 17-13 (W)
 1968 — Bears, 13-10 (LM)
 Packers, 28-27 (W)
 1969 — Packers, 17-0 (LM)
 Packers, 21-3 (W)
 1970 — Packers, 20-19 (LM)
 Bears, 35-17 (W)
 1971 — Packers, 17-14 (S)
 Packers, 31-10 (LM)

L-67

T-6

1972 — Packers, 20-17 (LM)
 Packers, 23-17 (S)
 1973 — Bears, 31-17 (LM)
 Packers, 21-0 (S)
 1974 — Bears, 10-9 (S) mnf
 Packers, 20-3 (ML)
 1975 — Bears, 27-14 (S)
 Packers, 28-7 (LM)
 1976 — Bears, 24-13 (S)
 Bears, 16-10 (LM)
 1977 — Bears, 26-0 (LM)
 Bears, 21-10 (S)
 1978 — Packers, 24-14 (LM)
 Bears, 14-0 (S)
 1979 — Bears, 6-3 (S)
 Bears, 15-14 (LM)
 1980 — Packers, 12-6 (LM) +
 Bears, 61-7 (S)
 1981 — Packers, 16-9 (S)
 Packers, 21-17 (LM)
 1982 — *(both games cancelled
 by players' strike)*
 1983 — Packers, 31-28 (LM)
 Bears, 23-21 (S)
 1984 — Bears, 9-7 (LM)
 Packers, 20-14 (S)
 1985 — Bears, 23-7 (S) mnf
 Bears, 16-10 (LM)
 1986 — Bears, 25-12 (LM) mnf
 Bears, 12-10 (S)
 1987 — Bears, 26-24 (LM)
 Bears, 23-10 (S)
 1988 — Bears, 24-6 (LM)
 Bears, 16-0 (S)
 1989 — Packers, 14-13 (LM)
 Packers, 40-28 (S)
 1990 — Bears, 31-13 (LM)
 Bears, 27-13 (S)
 1991 — Bears, 10-0 (LM) thu
 Bears, 27-13 (S)
 1992 — Bears, 30-10 (LM)
 Packers, 17-3 (S)
 1993 — Packers, 17-3 (LM)
 Bears, 30-17 (S)
 1994 — Packers, 33-6 (S) mnf
 Packers, 40-3 (LM)
 1995 — Packers, 27-24 (S) mnf
 Packers, 35-28 (LM)
 1996 — Packers, 37-6 (S)
 Packers, 28-17 (LM)
 1997 — Packers, 38-24 (LM) mnf
 Packers, 24-23 (S)
 1998 —

1000-YARD FOE

Only one running back has ever gained 1,000 career yards against the Bears: Barry Sanders of the Detroit Lions. Sanders has 1,704 yards in 17 games against Chicago.



Bears vs. The NFL

INDIANAPOLIS COLTS

1953 — Colts, 13-9 (B)
Colts, 16-14 (W)
1954 — Bears, 28-9 (W)
Bears, 28-13 (B)
1955 — Colts, 23-17 (B)
Bears, 38-10 (W)
1956 — Colts, 28-21 (B)
Bears, 58-27 (W)
1957 — Colts, 21-10 (B)
Colts, 29-14 (W)
1958 — Colts, 51-38 (B)
Colts, 17-0 (W)
1959 — Bears, 26-21 (B)
Colts, 21-7 (W)

JACKSONVILLE JAGUARS

1995 — Bears, 30-27 (JX)
1998 —

KANSAS CITY CHIEFS

1973 — Chiefs, 19-7 (KC) mnf
1977 — Bears, 28-27 (S)
1981 — Bears, 16-13 (KC) +

MIAMI DOLPHINS

1971 — Dolphins, 34-3 (MI) mnf
1975 — Dolphins, 46-13 (S)
1979 — Dolphins, 31-16 (MI)

MINNESOTA VIKINGS

1961 — Vikings, 37-13 (MN)
Bears, 52-35 (W)
1962 — Bears, 13-0 (MN)
Bears, 31-30 (W)
1963 — Bears, 28-7 (MN)
Tie 17-17 (W)
1964 — Bears, 34-28 (MN)
Vikings, 41-14 (W)
1965 — Bears, 45-37 (MN)
Vikings, 24-17 (W)
1966 — Bears, 13-10 (MN)
Bears, 41-28 (W)
1967 — Bears, 17-7 (MN)
Tie, 10-10 (W)
1968 — Bears, 27-17 (MN)
Bears, 26-24 (W)
1969 — Vikings, 31-0 (W)
Vikings, 31-14 (MN)
1970 — Vikings, 24-0 (W)
Vikings, 16-13 (MN)
1971 — Bears, 20-17 (MN)
Vikings, 27-10 (S)
1972 — Bears, 13-10 (S) mnf
Vikings, 23-10 (MN)
1973 — Vikings, 22-13 (S)
Vikings, 31-13 (MN)

W-16 L-21

1960 — Colts, 42-7 (B)
Colts, 24-40 (W)
1961 — Bears, 24-10 (W)
Bears, 21-20 (B)
1962 — Bears, 35-15 (W)
Bears, 57-0 (B)
1963 — Bears, 10-3 (W)
Bears, 17-7 (B)
1964 — Colts, 52-0 (B)
Colts, 40-24 (W)
1965 — Colts, 26-21 (W)
Bears, 13-0 (B)
1966 — Bears, 27-17 (W)
Colts, 21-16 (B)

W-1 L-0

W-4 L-3

1987 — Bears, 31-28 (S)
1990 — Chiefs, 21-10 (S) sat

W-3 L-5

1985 — Dolphins, 38-24 (MI) mnf
1988 — Bears, 34-7 (S)
1991 — Dolphins, 16-13 (S) +

W-33 L-39

1974 — Vikings, 11-7 (MN)
Vikings, 17-0 (S)
1975 — Vikings, 28-3 (MN)
Vikings, 13-9 (S) mnf
1976 — Vikings, 20-19 (MN)
Bears, 14-13 (S)
1977 — Vikings, 22-16 (MN) +
Bears, 10-7 (S)
1978 — Vikings, 24-20 (S) mnf
Vikings, 17-14 (MN)
1979 — Bears, 26-7 (S)
Vikings, 30-27 (MN)
1980 — Vikings, 34-14 (S)
Vikings, 13-7 (MN)
1981 — Vikings, 24-21 (MN)
Bears, 10-9 (S)
1982 — Vikings, 35-7 (M)
1983 — Vikings, 23-14 (S)
Bears, 19-13 (M)
1984 — Bears, 16-7 (S)
Bears, 34-3 (M)
1985 — Bears, 33-24 (M) thu
Bears, 27-9 (S)
1986 — Bears, 23-0 (S)
Vikings, 23-7 (M)

1967 — Colts, 24-3 (W)
1968 — Colts, 28-7 (B)
1969 — Colts, 24-21 (W)
1970 — Colts, 21-20 (B)
1975 — Colts, 35-7 (S)
1983 — Colts, 22-19 (B) +
1985 — Bears, 17-10 (S)
1988 — Bears, 17-13 (I)
1991 — Bears, 31-17 (I)

1993 — Bears, 19-17 (KC)
1996 — Chiefs, 14-10 (KC)

1994 — Bears, 17-14 (JR)
1997 — Bears, 36-33 (JR) +

T-2

1987 — Bears, 27-7 (S)
Bears, 30-24 (M) sn
1988 — Vikings, 31-7 (S)
Vikings, 28-27 (M) mnf
1989 — Bears, 38-7 (S)
Vikings, 27-16 (M) sn
1990 — Bears, 19-16 (S)
Vikings, 41-13 (M)
1991 — Bears, 10-6 (S)
Bears, 34-17 (M) mnf
1992 — Vikings, 21-20 (M)
Vikings, 38-10 (S) mnf
1993 — Vikings, 10-7 (M)
Vikings, 19-12 (S) mnf
1994 — Vikings, 42-14 (S)
Vikings, 33-27 (M)+thu
Bears, 35-18 (M) FR
1995 — Bears, 31-14 (S)
Bears, 14-6 (M) mnf
1996 — Vikings, 20-14 (S)
Bears, 15-13 (M) mnf
1997 — Vikings, 27-24 (S)
Vikings, 29-22 (M)
1998 —



Bears vs. The NFL

NEW ENGLAND PATRIOTS

1973 — Patriots, 13-10 (S)
1979 — Patriots, 27-7 (S)
1982 — Bears, 26-13 (S)

W-3

1985 — Bears, 20-7 (S)
Bears, 46-10 (NO) SB
1988 — Patriots, 30-7 (NE)

L-5

1994 — Patriots, 13-3 (S) sat
1997 — Patriots, 31-3 (NE)

NEW ORLEANS SAINTS

1968 — Bears, 23-17 (TL)
1970 — Bears, 24-3 (TL)
1971 — Bears, 35-14 (S)
1973 — Saints, 21-16 (NO)
1974 — Bears, 24-10 (S)
1975 — Bears, 42-17 (NO)

W-10

1977 — Saints, 42-24 (S)
1980 — Bears, 22-3 (S)
1982 — Saints, 10-0 (S)
1983 — Saints, 34-31 (NO) +
1984 — Bears, 20-7 (S)
1987 — Saints, 19-17 (S)

L-8

1990 — Bears, 16-6 (S) FR
1991 — Bears, 17-13 (NO)
1992 — Saints, 28-6 (NO)
1994 — Bears, 17-7 (S)
1996 — Saints, 27-24 (NO)
1997 — Saints, 20-17 (S) sn

NEW YORK GIANTS

1925 — Bears, 19-7 (PG)
Giants, 9-0 (W)
1926 — Bears, 7-0 (W)
1927 — Giants, 13-7 (PG)
1928 — Bears, 13-0 (W)
1929 — Giants, 26-14 (W)
Giants, 34-0 (PG)
Giants, 14-9 (W)
1930 — Giants, 12-0 (W)
Bears, 12-0 (PG)
1931 — Bears, 6-0 (W)
Bears, 12-6 (PG)
Giants, 25-6 (W)
1932 — Bears, 28-8 (PG)
Bears, 6-0 (W)
1933 — Bears, 14-10 (W)
Giants, 3-0 (PG)
Bears, 23-21 (W) NFL

W-30

1934 — Bears, 27-7 (W)
Bears, 10-9 (PG)
Giants, 30-13 (PG) NFL
1935 — Bears, 20-3 (PG)
Giants, 3-0 (W)
1936 — Bears, 25-7 (PG)
1937 — Tie, 3-3 (PG)
1939 — Giants, 16-13 (PG)
1940 — Bears, 37-21 (PG)
1941 — Bears, 37-9 (W) NFL
1942 — Bears, 26-7 (PG)
1943 — Bears, 56-7 (PG)
1946 — Giants, 14-0 (PG)
Bears, 24-14 (PG) NFL
1948 — Bears, 35-14 (W)
1949 — Giants, 35-28 (PG)
1956 — Tie, 17-17 (NY)
Giants, 47-7 (NY) NFL

L-19

T-2

1962 — Giants, 26-24 (W)
1963 — Bears, 14-10 (W) NFL
1965 — Bears, 35-14 (NY)
1967 — Bears, 34-7 (W)
1969 — Giants, 28-24 (NY)
1970 — Bears, 24-16 (NY)
1974 — Bears, 16-13 (S)
1977 — Bears, 12-9 (NJ) +
1985 — Bears, 21-0 (S) DP
1987 — Bears, 34-19 (S) mnf
1990 — Giants, 31-3 (NJ) SR
1991 — Bears, 20-17 (S)
1992 — Giants, 27-14 (S) mnf
1993 — Giants, 26-20 (S)
1995 — Bears, 27-24 (NJ)

NEW YORK JETS

1974 — Jets, 23-21 (S)
1979 — Bears, 23-13 (S)

W-4

1985 — Bears, 19-6 (NJ) sat
1991 — Bears, 19-13 (S) + mnf

L-2

1994 — Bears, 19-7 (NJ) sn
1997 — Jets, 23-15 (S)

OAKLAND RAIDERS

1972 — Raiders, 28-21 (O)
1976 — Raiders, 28-27 (S)
1978 — Raiders, 25-19 (S) +

W-4

1981 — Bears, 23-6 (O)
1984 — Bears, 17-6 (S)
1987 — Bears, 6-3 (LA)

L-5

1990 — Raiders, 24-10 (LA)
1993 — Raiders, 16-14 (S)
1996 — Bears, 19-17 (S)

FRANCHISE MOVES

Arizona Cardinalsplayed in Chicago 1920-59; played in St. Louis 1960-87; known as Phoenix 1988-93
Cleveland Brownssuspended operations in 1996; will resume play in 1999
Detroit Lionsknown as Portsmouth Spartans prior to 1934
Tennessee Oilersplayed in Houston 1960 - 1996
Indianapolis Coltsplayed in Baltimore prior to 1984
New England Patriotsplayed in Boston prior to 1971
Philadelphia Eaglesplayed as a merged team with Pittsburgh in 1943 (one season only)
Pittsburgh Steelersknown as Pirates prior to 1941; merged with Philly for 1943 season
Oakland Raidersplayed in Los Angeles 1982-94
St. Louis Ramsplayed in Cleveland 1937-45; in Los Angeles 1946-95
Washington Redskinsknown as Braves prior to 1933; played in Boston to 1936



Bears vs. The NFL

PHILADELPHIA EAGLES

1933 — Tie, 3-3 (BK)
 1935 — Bears, 39-0 (BK)
 1936 — Bears, 17-0 (PH)
 Bears, 28-7 (PH)
 1938 — Bears, 28-6 (PH)
 1939 — Bears, 27-14 (W)
 1941 — Bears, 49-14 (SH)
 1942 — Bears, 45-14 (W)
 1943 — Bears, 48-21 (W)
 1944 — Bears, 28-7 (FB)
 1946 — Bears, 21-14 (W)

W-26

1947 — Bears, 40-7 (W)
 1948 — Eagles, 12-7 (SH)
 1949 — Bears, 38-21 (W)
 1955 — Bears, 17-10 (W)
 1961 — Eagles, 16-14 (FR)
 1963 — Bears, 16-7 (W)
 1968 — Bears, 29-16 (FR)
 1970 — Bears, 20-16 (DS)
 1972 — Bears, 21-12 (V)
 1975 — Bears, 15-13 (S)
 1979 — **Eagles, 27-17 (V) WC**

L-5

T-1

1980 — Eagles, 17-14 (V)
 1983 — Bears, 7-6 (V)
 Bears, 17-14 (S)
 1986 — Bears, 13-10 (S) +
 1987 — Bears, 35-3, (V)
 1988 — **Bears, 20-12 (S) DP**
 1989 — Bears, 27-13 (S) mnf
 1993 — Bears, 17-6 (V)
 1994 — Eagles, 30-22 (V) mnf
 1995 — Bears, 20-14 (S)

PITTSBURGH STEELERS

1934 — Bears, 28-0 (PI)
 1935 — Bears, 23-7 (PI)
 1936 — Bears, 27-9 (PI)
 Bears, 26-6 (W)
 1937 — Bears, 7-0 (PI)
 1939 — Bears, 32-0 (PI)
 1941 — Bears, 34-7 (W)
 1943 — Bears, 48-21 (W)
 1944 — Bears, 34-7 (W)
 Bears, 49-7 (CM)

W-19

1945 — Bears, 28-7 (PI)
 1947 — Bears, 49-7 (W)
 1949 — Bears, 30-21 (W)
 1958 — Steelers, 24-10 (PI)
 1959 — Bears, 27-21 (W)
 1963 — Tie, 17-17 (PI)
 1967 — Steelers, 41-13 (PI)
 1969 — Bears, 38-7 (W)
 1971 — Bears, 17-15 (S)
 1975 — Steelers, 34-3 (TR)

L-5

T-1

1980 — Steelers, 38-3 (TR)
 1986 — Bears, 13-10 (S) +
 1989 — Bears, 20-0 (TR)
 1992 — Bears, 30-6 (S)
 1995 — Steelers, 27-24 (S) +
 1998 —

SAN DIEGO CHARGERS

1970 — Chargers, 20-7 (W)
 1974 — Chargers, 28-21 (SD)
 1978 — Chargers, 40-7 (SD) mnf

W-3

1981 — Bears, 20-17 (S) +
 1984 — Chargers, 20-7 (SD) mnf

L-4

1993 — Bears, 16-13 (SD) sn
 1996 — Bears, 27-14 (S) sat

SAN FRANCISCO 49ERS

1950 — Bears, 32-20 (KZ)
 Bears, 17-0 (W)
 1951 — Bears, 13-7 (W)
 1952 — 49ers, 40-16 (W)
 Bears, 20-17 (KZ)
 1953 — 49ers, 35-28 (W)
 49ers, 24-14 (KZ)
 1954 — 49ers, 31-24 (W)
 Bears, 31-27 (KZ)
 1955 — 49ers, 20-19 (W)
 Bears, 34-23 (KZ)
 1956 — Bears, 31-7 (W)
 Bears, 38-21 (KZ)
 1957 — 49ers, 21-17 (W)
 49ers, 21-17 (KZ)
 1958 — Bears, 28-6 (W)
 Bears, 27-14 (KZ)
 1959 — 49ers, 20-17 (KZ)
 Bears, 14-3 (W)

W-25

1960 — Bears, 27-10 (W)
 49ers, 25-7 (KZ)
 1961 — Bears, 31-0 (W)
 49ers, 41-31 (KZ)
 1962 — Bears, 30-14 (KZ)
 49ers, 34-27 (W)
 1963 — 49ers, 20-14 (KZ)
 Bears, 27-7 (W)
 1964 — 49ers, 31-21 (KZ)
 Bears, 23-21 (W)
 1965 — 49ers, 52-24 (KZ)
 Bears, 61-20 (W)
 1966 — Tie 30-30 (W)
 49ers, 41-14 (KZ)
 1967 — Bears, 28-14 (KZ)
 1968 — Bears, 27-19 (W)
 1969 — 49ers, 42-21 (KZ)
 1970 — 49ers, 37-16 (W)
 1971 — 49ers, 13-0 (SF)

L-28

T-1

1972 — 49ers, 34-21 (S)
 1974 — 49ers, 34-0 (S)
 1975 — 49ers, 31-3 (SF)
 1976 — Bears, 19-12 (SF)
 1978 — Bears, 16-13 (SF)
 1979 — Bears, 28-27 (SF)
 1981 — 49ers, 28-17 (SF)
 1983 — Bears, 13-3 (S)
 1984 — **49ers, 23-0 (SF) CC**
 1985 — Bears, 26-10 (SF)
 1987 — 49ers, 41-0 (SF) mnf
 1988 — Bears, 10-9 (S) mnf
 49ers, 28-3 (S) CC
 1989 — 49ers, 26-0 (SF)
 1991 — 49ers, 52-14 (SF) mnf
 1994 — **49ers, 44-15 (SF) SR**

SEATTLE SEAHAWKS

1976 — Bears, 34-7 (SE)
 1978 — Seahawks, 31-29 (S)

W-2

1982 — Seahawks, 20-14 (SE)
 1984 — Seahawks, 38-9 (SE)

L-4

1987 — Seahawks, 34-21 (S)
 1990 — Bears, 17-0 (S)



Bears vs. The NFL

ST. LOUIS RAMS

1937 — Bears, 20-2 (CL)
Bears, 15-7 (W)
1938 — Rams, 14-7 (W)
Rams, 23-21 (CL)
1939 — Bears, 30-21 (W)
Bears, 35-21 (CL)
1940 — Bears, 21-14 (CL)
Bears, 47-25 (W)
1941 — Bears, 48-21 (CL)
Bears, 31-13 (W)
1942 — Bears, 21-7 (CL)
Bears, 47-0 (W)
1944 — Rams, 19-7 (CL)
Bears, 28-21 (W)
1945 — Rams, 17-0 (CL)
Rams, 41-21 (W)
1946 — Tie, 28-28 (W)
Bears, 27-21 (LA)
1947 — Bears, 41-21 (LA)
Rams, 17-14 (W)
1948 — Bears, 42-21 (W)
Bears, 21-6 (LA)
1949 — Rams, 31-16 (W)
Rams, 27-24 (LA)
1950 — Bears, 24-20 (LA)
Bears, 24-14 (W)
Rams, 24-14 (LA) CC
1951 — Rams, 42-17 (W)

TAMPA BAY BUCCANEERS

1977 — Bears, 10-0 (TB)
1978 — Buccaneers, 33-19 (TB)
Bears, 14-3 (S)
1979 — Buccaneers, 17-13 (S)
Bears, 14-0 (TB)
1980 — Bears, 23-0 (S) mnf
Bears, 14-13 (TB) sat
1981 — Bears, 28-17 (S)
Buccaneers, 20-10 (TB)
1982 — Buccaneers, 26-23 (TB) +
1983 — Bears, 17-10 (S)
Bears, 27-0 (TB)
1984 — Bears, 34-14 (S)
Bears, 44-9 (TB)

TENNESSEE OILERS

1973 — Bears, 35-14 (S)
1977 — Oilers, 47-0 (H)
1980 — Oilers, 10-6 (S)

WASHINGTON REDSKINS

1932 — Tie 7-7 (BO)
1933 — Bears, 7-0 (W)
Redskins, 10-0 (W)
1934 — Bears, 21-0 (BO)
1935 — Bears, 30-14 (BO)
1936 — Bears, 26-0 (BO)
1937 — Redskins, 28-21 (W) NFL
1938 — Bears, 31-7 (W)
1940 — Redskins, 7-3 (WA)
Bears, 73-0 (WA) NFL
1941 — Bears, 35-21 (W)
1942 — Redskins, 14-6 (WA) NFL
1943 — Redskins, 21-7 (WA)
Bears, 41-21 (W) NFL

W-48

1952 — Rams, 31-7 (LA)
Rams, 40-24 (W)
1953 — Rams, 38-24 (LA)
Bears, 24-21 (W)
1954 — Rams, 42-38 (LA)
Bears, 24-13 (W)
1955 — Bears, 31-20 (LA)
Bears, 24-3 (W)
1956 — Bears, 35-24 (LA)
Bears, 30-21 (W)
1957 — Bears, 34-26 (W)
Bears, 16-10 (LA)
1958 — Bears, 31-10 (W)
Rams, 41-35 (LA)
1959 — Rams, 28-21 (W)
Bears, 26-21 (W)
1960 — Bears, 34-27 (W)
Tie, 24-24 (LA)
1961 — Bears, 21-17 (LA)
Bears, 28-24 (W)
1962 — Bears, 27-23 (LA)
Bears, 30-14 (W)
1963 — Bears, 52-14 (LA)
Bears, 6-0 (W)
1964 — Bears, 38-17 (W)
Bears, 34-24 (LA)
1965 — Rams, 30-28 (LA)
Bears, 31-6 (W)

L-31

T-3

1966 — Rams, 31-17 (LA)
Bears, 17-10 (W)
1967 — Rams, 28-17 (W)
1968 — Bears, 17-16 (LA)
1969 — Rams, 9-7 (W)
1971 — Rams, 17-3 (LA)
1972 — Tie, 13-13 (S)
1973 — Rams, 26-0 (S)
1975 — Rams, 38-10 (LA)
1976 — Rams, 20-12 (LA)
1977 — Bears, 24-23 (S) mnf
1979 — Bears, 27-23 (S)
1981 — Rams, 24-7 (S) mnf
1982 — Bears, 34-26 (AN)
1983 — Rams, 21-14 (AN)
1984 — Rams, 29-13 (AN)
1985 — Bears, 24-0 (S) CC
1986 — Rams, 20-17 (S) mnf
1988 — Rams, 23-3 (AN) mnf
1989 — Bears, 20-10 (S)
1990 — Bears, 38-9 (S) sn
1993 — Rams, 20-6 (AN)
1994 — Bears 27-13 (S)
1995 — Rams, 34-28 (SL)
1996 — Bears, 35-9 (S)
1997 — Bears, 13-10 (TW) sn
1998 —

W-30

L-10

1985 — Bears, 38-28 (S)
Bears, 27-19 (TB)
1986 — Bears, 23-3 (TB)
Bears, 48-14 (S)
1987 — Bears, 20-3 (S)
Bears, 27-26 (TB)
1988 — Bears, 28-10 (S)
Bears, 27-15 (TB)
1989 — Buccaneers, 42-35 (TB)
Buccaneers, 32-31 (S)
1990 — Bears, 26-6 (TB)
Bears, 27-14 (S)
1991 — Bears, 21-20 (TB)
Bears, 27-0 (S) sat

1992 — Bears, 31-14 (S)
Buccaneers, 20-17 (TB)
1993 — Bears, 47-17 (S)
Buccaneers, 13-10 (TB)
1994 — Bears, 21-9 (S)
Bears, 20-6 (TB)
1995 — Bears, 25-6 (TB)
Bears, 31-10 (S)
1996 — Bears, 13-10 (S)
Buccaneers, 34-19 (TB)
1997 — Bears, 13-7 (S)
Buccaneers, 31-15 (TB)
1998 —

W-3

L-4

1986 — Bears, 20-7 (H)
1989 — Oilers, 33-28 (S)
1992 — Oilers, 24-7 (H) mnf

1995 — Bears, 35-32 (S)
1998 —

W-21

L-18

T-1

1945 — Redskins, 28-21 (WA)
1946 — Bears, 24-20 (W)
1947 — Bears, 56-20 (WA)
1948 — Bears, 48-13 (W)
1949 — Bears, 31-21 (WA)
1951 — Bears, 27-0 (WA)
1953 — Bears, 27-24 (WA)
1957 — Redskins, 14-3 (W)
1964 — Redskins, 27-20 (DC)
1968 — Redskins, 38-28 (W)
1971 — Bears, 16-15 (S)
1974 — Redskins, 42-0 (DC)
1976 — Bears, 33-7 (S)

1978 — Bears, 14-10 (DC) sat
1980 — Bears, 35-21 (S)
1981 — Redskins, 24-7 (S)
1984 — Bears, 23-19 (DC) DP
1985 — Bears, 45-10 (S)
1986 — Redskins, 27-13 (S) DP
1987 — Redskins, 21-17 (S) DP
1988 — Bears, 34-14 (DC)
1989 — Redskins, 38-14 (DC)
1990 — Redskins, 10-9 (DC)
1991 — Redskins, 20-7 (S)
1996 — Redskins, 10-3 (DC)
1997 — Redskins, 31-8 (S)



Team-By-Team-Summary

BEARS vs. EXTINCT FRANCHISES

	Road	Home	Total
Akron Pros		2-0-1	2-0-1
Akron Indians		1-0	1-0
Boston Yanks	2-0	1-0	3-0
Brooklyn Dodgers	5-0	5-0-1	10-0-1
Buffalo All-Americans		3-1	3-1
Buffalo Bisons	1-0	0-1	1-1
Canton Bulldogs		2-2	2-2
Champaign	1-0		1-0
Chicago Tigers	2-0		2-0
Cincinnati Reds	1-0	1-0	2-0
Cleveland Bulldogs	0-1	2-0	2-1
Cleveland Indians		2-0	2-0
Columbus Tigers		2-0	2-0
Dallas Texans	0-1	1-0	1-1
Dayton Triangles		4-0	4-0
Detroit Panthers	1-1	1-0-1	2-1-1
Detroit Tigers		1-0	1-0
Detroit Wolverines		0-2	0-2
Duluth Eskimos		2-0	2-0
Frankford Yellowjackets	2-3-1	5-1-1	7-4-2
Hammond Pros		3-0	3-0
Keweenaw		1-0	1-0
Louisville Colonels		1-0	1-0
Milwaukee Badgers	1-0	2-0-1	3-0-1
Minneapolis Marines	3-0		3-0
Minneapolis Redjackets	1-0	2-0	3-0
Moline Tractors		1-0	1-0
New York Yankees	1-2	4-0	5-2
Oorang Indians		2-0	2-0
Pottsville Maroons		3-0	3-0
Providence Steam Rollers	0-1	0-0-1	0-1-1
Racine Legion	1-0	1-0-2	2-0-2
Rochester Jeffersons		2-0	2-0
Rock Island Independents	2-1-3	6-0-1	8-1-4
Rockford	1-0		1-0
Staten Island Stapletons	0-0-1	1-0	1-0-1
Toledo Maroons		1-0	1-0

ALL TIED UP

The Bears have had 42 ties in their 76-year history. However, their last knotted game was a 13-13 final against the Rams on September 24, 1972 — 378 games ago. Since 1974, when sudden death overtime was introduced, there have been just 15 ties in the entire NFL — none by the Bears. The other four NFC Central teams have each had at least one tie, led by the Packers with four.

Before last season, the last tie in the NFL was a 10-10 contest between Kansas City and Cleveland on November 19, 1989. The league played 1,836 games between the Chiefs-Browns clash, (including 109 advancing to overtime), without another tie...until November 16, 1997, when the Ravens and Eagles finished a game knotted 10-10. The NFL didn't have to wait long before getting tied up again: the Redskins and Giants finished in a 7-7 deadlock the following week (November 23, 1997).

Chicago has the distinction of having played in the most overtime games (22) without a tie.



Team-By-Team-Summary

BEARS vs. ACTIVE TEAMS

	Regular season		Post-season		Overall
	Road	Home	Road	Home	
Arizona Cardinals	1-0	0-0			54-25-6
Chicago Cardinals	15-11-1	30-8-5			
Cardinals-Steelers	1-0	1-0			
Phoenix Cardinals	1-0	0-0			
St. Louis Cardinals	1-4	4-2			
Atlanta Falcons	3-4	6-5			9-9
Baltimore Ravens	0-0	0-0			0-0
Buffalo Bills	1-2	4-0			5-2
Carolina Panthers	0-0	1-0			1-0
Cincinnati Bengals	1-1	1-3			2-4
Cleveland Browns	1-6	2-2			3-8
Dallas Cowboys	3-5	4-4	0-1	0-1	7-11
Denver Broncos	2-4	3-2			5-6
Detroit Lions	32-32	39-21-3			76-55-5
Portsmouth Spartans	2-2-1	3-0-1			
Green Bay Packers	34-35-4	47-32-2		1-0	82-67-6
Indianapolis Colts	2-0	1-0			16-21
Baltimore Colts	6-11	7-10			
Jacksonville Jaguars	1-0	0-0			1-0
Kansas City Chiefs	2-2	2-1			4-3
Miami Dolphins	2-3	1-2			3-5
Minnesota Vikings	16-21	17-17-2	1-0		33-39-2
Nashville Oilers	0-0	0-0			3-4
Houston Oilers	1-2	2-2			
New England Patriots	0-2	2-3		1-0*	3-5
New Orleans Saints	4-4	5-4		1-0	10-8
New York Giants	12-7-2	13-9	1-3	4-0	30-19-2
New York Jets	2-0	2-2			4-2
Oakland Raiders	1-1	1-2			4-5
Los Angeles Raiders	1-1	1-1			
Philadelphia Eagles	11-4-1	13-0	0-1	1-0	26-5-1
Eagles-Steelers		1-0			
Pittsburgh Steelers	3-4-1	9-1			19-5-1
Pittsburgh Pirates	3-0	1-0			
Cardinals-Steelers	1-0	1-0			
Eagles-Steelers		1-0			
San Diego Chargers	1-3	2-1			3-4
San Francisco 49ers	12-16	13-9-1	0-2	0-1	25-28-1
Seattle Seahawks	1-2	1-2			2-4
St. Louis Rams	1-1	1-0			48-31-3
Los Angeles Rams	14-14-1	20-10-2	0-1	1-0	
Cleveland Rams	5-3	6-2			
Tampa Bay Buccaneers	13-8	17-2			30-10
Washington Redskins	6-8	8-5	2-1	1-3	21-18-1
Boston Redskins	3-1-1	1-0			
TOTAL	246-235-17	356-171-25	4-9	10-5	616-420-42

Note: The Eagles and Steelers merged in 1943 and the Cardinals and Steelers merged in 1944. Games are officially recorded under both teams (though only counted once in the "TOTAL" line).

* Bears were designated as home team, but game was at neutral site.

1998 opponents in orange.



Bears In The Pro Bowl

1/14/51 Dick Barwegen, G (1)
Ray Bray, G (1)
George Connor, T/LB (1)
Fred Davis, T (1)
Johnny Lujack, QB (1)
Ed Sprinkle, DE (1)
Bulldog Turner, C/LB (1)

1/12/52 Dick Barwegen, G (2)
Ray Bray, G (2)
George Connor, T/LB (2)
John Dottley, RB (1)
Johnny Lujack, QB (2)
Ed Sprinkle, DE (2)
Bulldog Turner, C/LB (2)

1/10/53 Dick Barwegen, G (3)
George Connor, T/LB (3)
Gene Schroeder, E (1)
Ed Sprinkle, DE (3)
Fred Williams, DT (1)

1/17/54 George Connor, T/LB (4)
Jack Hoffman, E (1)
Don Kindt, HB (1)
Fred Williams, DT (2)

1/16/55 Bill Bishop, T (1)
Bill George, LB (1)
Harlon Hill, WR (1)
Ed Sprinkle, DE (4)

1/15/56 Ed Brown, QB (1)
Rick Casares, RB (1)
Bill George, LB (2)
Harlon Hill, WR (2)
Jack Hoffman, E (2)
Stan Jones, G (1)
Bill Wightkin, T (1)

1/13/57 Ed Brown, QB (2)
JC Caroline, HB (1)
Rick Casares, RB (2)
Bill George, LB (3)
Harlon Hill, WR (3)
Stan Jones, G (2)
McNeil Moore, HB (1)
Larry Strickland, C (1)

1/12/58 Doug Atkins, DE (1)
Rick Casares, RB (3)
Bill George, LB (4)
Kline Gilbert, T (1)
Stan Jones, G (3)

1/11/59 Doug Atkins, DE (2)
Rick Casares, RB (4)

Joe Fortunato, LB (1)
Willie Galimore, RB (1)
Bill George, LB (5)
Stan Jones, G (4)
Fred Williams, DT (3)

1/17/60 Doug Atkins, DE (3)
Erich Barnes, DB (1)
Rick Casares, RB (5)
Bill George, LB (6)
Stan Jones, G (5)
Fred Williams, DT (4)

1/15/61 Doug Atkins, DE (4)
Bill George, LB (7)
Stan Jones, G (6)
Johnny Morris, FL (1)

1/14/62 Doug Atkins, DE (5)
Mike Ditka, TE (1)
Bill George, LB (8)
Stan Jones, G (7)

1/13/63 Doug Atkins, DE (6)
Mike Ditka, TE (2)
Joe Fortunato, LB (2)
Richie Petitbon, DB (1)

112/64 Doug Atkins, DE (7)
Mike Ditka, TE (3)
Joe Fortunato, LB (3)
Joe Marconi, RB (1)
Richie Petitbon, DB (2)
Mike Pyle, C (1)
Roosevelt Taylor, DB (1)
Bill Wade, QB (1)

1/10/65 Mike Ditka, TE (4)
Joe Fortunato, LB (4)
Johnny Morris, * FL (2)

1/15/66 Doug Atkins, DE (8)
Dick Butkus, LB (1)
Mike Ditka, TE (5)
Joe Fortunato, LB (5)
Gale Sayers, RB (1)

1/22/67 Dick Butkus, LB (2)
Richie Petitbon, DB (3)
Gale Sayers†, RB (2)

1/21/68 Dick Butkus, LB (3)
Gale Sayers,† RB (3)
Richie Petitbon, DB (3)

1/19/69 Dick Butkus, LB (4)
Gale Sayers, * RB (4)

Roosevelt Taylor, DB (2)

1/18/70 Dick Butkus, LB (5)
Gale Sayers,† RB (5)

1/24/71 Dick Butkus, LB (6)
Dick Gordon, * WR (1)
Bobby Joe Green, P (1)
Cecil Turner, KR (1)

1/23/72 Dick Butkus, LB (7)
Dick Gordon, WR (2)

1/21/73 Dick Butkus, LB (8)
Ron Smith, KR (1)

1/20/74 Wally Chambers, DT (1)

1/20/75 None

1/26/76 Wally Chambers, DT (2)
Walter Payton, RB (1)

1/17/77 Wally Chambers, DT (3)

1/23/78 Allan Ellis, CB (1)
Walter Payton,† RB (2)

1/29/79 Walter Payton, RB (3)

1/27/80 Walter Payton, RB (4)

2/1/81 Gary Fencik, S (1)
Dan Hampton, DE (1)
Walter Payton, RB (5)

1/31/82 Gary Fencik, S (2)

2/6/83 Dan Hampton, DT (2)

1/29/84 Walter Payton, RB (6)
Mike Singletary, LB (1)

1/27/85 Todd Bell, S (1)
Richard Dent, DE (1)
Dan Hampton, DT (3)
Walter Payton, RB (7)
Mike Singletary, LB (2)

2/2/86 Jim Covert, T (1)
Richard Dent, DE (2)
Dave Duerson, S (1)
Dan Hampton, DE (4)
Jay Hilgenberg, C (1)
Jim McMahon, QB (1)
Walter Payton, RB (8)
Mike Singletary, LB (3)
Otis Wilson, LB (1)



Bears In The Pro Bowl

2/1/87	Jim Covert, T (2)	1/29/89	Neal Anderson, RB (1)	2/2/92	Neal Anderson,* RB (4)
	Dave Duerson, S (2)		Mark Bortz, G (1)		Mark Carrier, S (2)
	Wilber Marshall, LB (1)		Dave Duerson, S (4)		Shaun Gayle, S (1)
	Steve McMichael, DT (1)		Jay Hilgenberg, C (4)		Jay Hilgenberg, C (7)
	Jay Hilgenberg, C (2)		Mike Singletary, LB (6)		Mike Singletary, LB (9)
	Walter Payton, RB (9)			2/7/93	Mike Singletary, LB (10)
	Mike Singletary, LB (4)	2/4/90	Neal Anderson,* RB (2)	2/6/94	Richard Dent, DE (4)
2/7/88	Dave Duerson, S (3)		Jay Hilgenberg, C (5)		Mark Carrier, S (3)
	Jay Hilgenberg, C (3)		Mike Singletary, LB (7)		Donnell Woolford, CB (1)
	Wilber Marshall, LB (2)			2/5/95	None
	Steve McMichael, DT (2)	2/3/91	Neal Anderson,* RB (3)	2/4/96	None
	Mike Singletary, LB (5)		Mark Bortz,* G (2)	2/2/97	None
			Mark Carrier, S (1)	2/1/98	None
			Richard Dent, DE (3)		
			Jay Hilgenberg, C (6)		
			Mike Singletary, LB (8)		

Continued

* Did not play due to injuries; † Denotes game's outstanding player

Bears In Overtime

Since overtime was adopted in 1974, the Bears have played in 22 extra periods — sixth behind Minnesota (27), Denver (24), Miami (24), Cleveland (23) and New England (22). Chicago's eleven overtime *wins* are tied for second in the NFC with Arizona and Washington, and trail Minnesota (13). In the AFC, Cleveland (13), Denver (13), Pittsburgh (13), Cincinnati (12), Buffalo (11), and Oakland (10) lead the overtime victory column.

Date	Coin flip winner	Site	Opponent	Score	Elapsed
Oct. 16, 1977	CHICAGO	Minnesota	Minnesota Vikings	L 16-22	6:45
Dec. 18, 1977	New York	New York	New York Giants	W 12-9	14:51
Oct. 1, 1978	CHICAGO	CHICAGO	Oakland Raiders	L 19-25	5:19
Sept. 7, 1980	CHICAGO	Green Bay	Green Bay Packers	L 6-12	6:00
Nov. 27, 1980	CHICAGO	Detroit	Detroit Lions	W 23-17	0:21*
Dec. 14, 1980	Cincinnati	CHICAGO	Cincinnati Bengals	L 14-17	4:23
Oct. 25, 1981	CHICAGO	CHICAGO	San Diego Chargers	W 20-17	9:30
Nov. 8, 1981	CHICAGO	Kansas City	Kansas City Chiefs	W 16-13	13:07
Jan. 2, 1983	CHICAGO	Tampa Bay	Tampa Bay Buccaneers	L 23-26	3:14
Sept. 18, 1983	CHICAGO	New Orleans	New Orleans Saints	L 31-34	10:57
Sept. 25, 1983	Baltimore	Baltimore	Baltimore Colts	L 19-22	4:51
Sept. 14, 1986	Philadelphia	CHICAGO	Philadelphia Eagles	W 13-10	5:56
Nov. 30, 1986	CHICAGO	CHICAGO	Pittsburgh Steelers	W 13-10	3:55
Nov. 18, 1990	Denver	Denver	Denver Broncos	W 16-13	13:14
Dec. 2, 1990	CHICAGO	CHICAGO	Detroit Lions	W 23-17	10:57
Sept. 23, 1991	NY Jets	CHICAGO	New York Jets	W 19-13	14:42
Nov. 24, 1991	Miami	CHICAGO	Miami Dolphins	L 13-16	4:11
Nov. 8, 1992	CHICAGO	CHICAGO	Cincinnati Bengals	L 28-31	8:39
Nov. 27, 1994	Arizona	Arizona	Arizona Cardinals	W 19-16	8:11
Dec. 1, 1994	CHICAGO	Minnesota	Minnesota Vikings	L 27-33	5:46
Nov. 5, 1995	CHICAGO	CHICAGO	Pittsburgh Steelers	L 34-37	8:19
Oct. 27, 1997	Miami	Miami	Miami Dolphins	W 36-33	9:25

11-11 overall: 5-5 at home; 6-6 on the road

*NFL record for shortest OT period. David Williams returned OT kickoff 95 yards for a touchdown.



Bears On Monday Night Football

Date	Opponent	Site	Score	Following Week
Oct. 5, 1970	Detroit Lions	Tiger Stadium	L 14-28	L Min
Nov. 29, 1971	Miami Dolphins	Orange Bowl	L 3-24	L @ Den
Oct. 23, 1972	Minnesota Vikings	SOLDIER FIELD	W 13-10	W @ StL
Nov. 12, 1973	Kansas City Chiefs	Arrowhead	L 7-19	L Det
Oct. 21, 1974	Green Bay Packers	SOLDIER FIELD	W 10- 9	L @ Buf
Oct. 27, 1975	Minnesota Vikings	SOLDIER FIELD	L 9-13	L Mia
Oct. 10, 1977	Los Angeles Rams	SOLDIER FIELD	W 24-23	L+ @ Min
Sept. 25, 1978	Minnesota Vikings	SOLDIER FIELD	L 20-24	L+ Oak
Oct. 16, 1978	Denver Broncos	Mile High	L 7-16	L @ TB
Dec. 4, 1978	San Diego Chargers	Jack Murphy	L 7-40	W GB
Oct. 6, 1980	Tampa Bay Buccaneers	SOLDIER FIELD	W 23- 0	L @ Min
Nov. 3, 1980	Cleveland Browns	Cleveland	L 21-27	W Wash
Sept. 28, 1981	Los Angeles Rams	SOLDIER FIELD	L 7-24	W @ Min
Oct. 19, 1981	Detroit Lions	Silverdome	L 17-48	W+ SD
Dec. 3, 1984	San Diego Chargers	Jack Murphy	L 7-20	L GB
Oct. 21, 1985	Green Bay Packers	SOLDIER FIELD	W 23- 7	W Min
Dec. 2, 1985	Miami Dolphins	Orange Bowl	L 24-38	W Ind
Sept. 22, 1986	Green Bay Packers	Lambeau Field	W 25-12	W @ Cin
Nov. 3, 1986	Los Angeles Rams	SOLDIER FIELD	L 17-20	W @ TB
Dec. 15, 1986	Detroit Lions	Silverdome	W 16-13	W @ Dal
Sept. 14, 1987	New York Giants	SOLDIER FIELD	W 34-19	W TB
Nov. 16, 1987	Denver Broncos	Mile High	L 29-31	W Det
Dec. 14, 1987	San Francisco 49ers	Candlestick	L 0-41	L @ Sea
Oct. 24, 1988	San Francisco 49ers	SOLDIER FIELD	W 10- 9	L @ NE
Dec. 5, 1988	Los Angeles Rams	Anaheim	L 3-20	W Det
Dec. 19, 1988	Minnesota Vikings	Metrodome	L 27-28	end of season
Oct. 2, 1989	Philadelphia Eagles	SOLDIER FIELD	W 27-13	L @ TB
Oct. 23, 1989	Cleveland Browns	Cleveland	L 7-27	W LA Rams
Sept. 23, 1991	New York Jets	SOLDIER FIELD	W+ 19-13	L @ Buf
Nov. 11, 1991	Minnesota Vikings	Metrodome	W 34-17	W @ Ind
Dec. 23, 1991	San Francisco 49ers	Candlestick	L 14-52	end of season
Sept. 21, 1992	New York Giants	SOLDIER FIELD	L 14-27	W Atl
Nov. 2, 1992	Minnesota Vikings	SOLDIER FIELD	L 10-38	L+ Cin
Dec. 7, 1992	Houston Oilers	Astrodome	L 7-24	W Pit
Oct. 25, 1993	Minnesota Vikings	SOLDIER FIELD	L 12-19	L @ GB
Sept. 12, 1994	Philadelphia Eagles	Veterans Stadium	L 22-30	L Min
Oct. 31, 1994	Green Bay Packers	SOLDIER FIELD	L 6-33	W @ TB
Sept. 11, 1995	Green Bay Packers	SOLDIER FIELD	L 24-27	W @ TB
Oct. 30, 1995	Minnesota Vikings	Metrodome	W 14- 6	L+ Pit
Dec. 4, 1995	Detroit Lions	Silverdome	L 7-27	L @ Cin
Sept. 2, 1996	Dallas Cowboys	SOLDIER FIELD	W 22-6	L @ Wash
Oct. 28, 1996	Minnesota Vikings	Metrodome	W 15-13	W TB
Sept. 1, 1997	Green Bay Packers	Lambeau Field	L 24-38	L Min
Oct. 27, 1997	Miami Dolphins	Pro Player Stadium	W 36-33+	L Wash

+ Overtime

Overall Record on *Monday Night Football*: 16-28 (Home: 10-9, Road: 6-19)

Record week following *MNF*: 20-22

At home following *MNF* home game: 3-3; following *MNF* road game: 9-7

On the road following *MNF* home game: 5-8; following *MNF* road game: 3-4

- The Bears-Dolphins game on December 2, 1985 remains the highest rated *Monday Night Football* game in NFL history drawing a 29.6 rating and 46.0 share.
- The Bears' 44 Monday night appearances from 1970-97 rank fifth in the NFL behind only Miami (56), Dallas (53), Oakland (50), and San Francisco (47).



Bears TV / Radio Programs

PRE-SEASON TV

For a fifth season, the Chicago Bears have teamed with WBBM-TV (CBS — Channel 2 in Chicago) in televising all four Bears **pre-season games** to Chicago and surrounding markets. The Bears are responsible for production and advertising sales of the games. Kevin Harlan will handle play-by-play duties for the games, while Bears Hall-of-Fame running back Walter Payton will provide the analysis.

The Bears-Baltimore game on Saturday, August 8 starts at 6:30 PM; followed by the Bears-Cardinals contest on Friday, August 14 at 9:00 PM. The Bears-Bills game on Friday, August 21 begins at 7:00 PM, and the pre-season concludes with the Bears hosting the Jets on Friday, August 28 at 7:00 PM. Each game is re-broadcast the same evening at 11:30 PM.

CHICAGO BEARS WEEKLY

For the ninth season, the Chicago Bears will produce a 30-minute television show, **Chicago Bears Weekly**. The show airs each Saturday night at 10:30 PM on WBBM-TV in Chicago, beginning August 29 and continuing throughout the season.

Every week the program presents an insider's view of the Bears organization including interviews with Bears players and coaches. Each episode reviews the latest Bears game and analyzes the upcoming opponent.

CHICAGO BEARS INSIDER

The Bears radio coverage on game day begins three hours prior to kickoff, and for the seventh season **Chicago Bears Insider** opens the program (on WMAQ radio). Hosted by Wayne Larrivee and Hub Arkush, **CBI** is a 45-minute show which gives Bear fans an in-depth preview and analysis of the upcoming opponent. The program includes discussion of hot NFL issues, an in-depth interview with a player or coach, team related features and information, and analysis of the season to date.

DAVE WANNSTEDT RADIO SHOW

Bears Head Coach Dave Wannstedt conducts his weekly radio show on WMAQ (670 AM) each Monday evening from 6:00 to 7:00 PM. Hosted by Hub Arkush, the hour-long **Dave Wannstedt Radio Show** allows the Coach to look at the latest news from Halas Hall and around the NFL. Fans have the opportunity to talk with the Coach during the program's call-in segment.

CHICAGO BEARS EXTRA

The pre-eminent Bears wrap-up show will debut a new format in 1998, serving as a nightcap for all Bears fans. **Chicago Bears Extra** will be broadcast on Sunday nights at 10:30 PM on WBBM-TV in Chicago, and as always will feature a segment with Coach Dave Wannstedt. Coach will appear via satellite or join WBBM broadcasters Tim Weigel and Howard Sudberry in Chicago. A Bears player will also contribute analysis about the day's events in the NFL.

BEARS AROUND TOWN

Bears Around Town is a spontaneous, fun-filled program broadcast with a live audience from Stanley's in Lincoln Park (at Lincoln, Armitage, and Sedgwick streets). Airing Monday nights from 7:00 - 8:00 PM on WMAQ radio, the show is hosted by Wayne Larrivee and Tom Thayer and features a different Bears player each week. The live audience is treated to "inside" information about the players, coaches, strategies, and personalities of the 1998 Chicago Bears.

'LUNCHEON' SERIES

The **Chicago Bears / Chicago Sun-Times Luncheon Series** is the "official" Chicago Bears luncheon held every week throughout the season. Each Monday night or Tuesday, a current Bear player, coach, or representative will appear along with a prominent Chicago sports anchor at one of the four Maggiano's locations in the Chicagoland area (downtown, Skokie, Oak Brook, Schaumburg). For the sixth season the event will be televised on Fox Sports Chicago on Tuesday evenings at 10:30 PM, with re-broadcasts on Wednesdays at 4:00 PM and Thursdays at noon.



Bears Radio Play-By-Play

WMAQ 670-AM

One of the nation's top all-news stations, WMAQ Radio enters its second season as the radio home of the Chicago Bears in 1998. WMAQ has a tradition rich in Chicago sports broadcasting history. The station also is the home of the *Dave Wannstedt Radio Show*. **Wayne Larrivee** calls play-by-play, with analysis from *Pro Football Weekly's* **Hub Arkush** and former Bear **Tom Thayer**. Pre-game shows begin three hours prior to kickoff. The post-game show from the lockerroom features analysis from Dave Wannstedt and key players from the game.

WAYNE LARRIVEE

The play-by-play voice of the Bears since 1985, Wayne Larrivee is one of the most versatile and talented broadcasters in the country. Larrivee is a broadcaster for two Chicago pro sports teams — also serving as the play-by-play voice of the Chicago Bulls on WGN-TV. Larrivee's credits also include Big Ten football and basketball on Raycom and ESPN. A native New Englander, Larrivee attended Emerson College in Boston and handled play-by-play for the University of Iowa, University of Colorado, and the Missouri Valley Conference. Before joining WMAQ two winters ago, Larrivee was with WGN Radio for 11 years, and was sports director of KCMO-radio in Kansas City where he served as the Kansas City Chiefs' play-by-play voice.



HUB ARKUSH

Hub Arkush begins his 12th season as a member of the Bears radio team. Arkush is publisher of *Pro Football Weekly*, a periodical devoted to pro football that is widely read in NFL circles. Arkush also serves as the founder and co-host of the syndicated radio and television shows with the same name. Arkush joined WGN Radio in 1985 as a pre-and post-game analyst before filling in during Bears broadcasts in 1987, and moving to WMAQ last spring. He is a highly sought after guest on sports talk shows nationwide. Arkush is a lifetime Chicagoan who attended Deerfield High School and the University of Michigan.

TOM THAYER

Tom Thayer retired from the Bears in 1992 after a distinguished 8-year career at offensive guard. Originally a Bears fourth-round draft pick in 1983 after an All-American career at Notre Dame, Thayer played for two-plus seasons with the USFL Chicago Blitz before joining the Bears. One of the team's strongest players, Thayer earned his starting role at right guard four games into the 1985 season, and eventually compiled consecutive game and consecutive start streaks that led the Bears during the late 1980s. Before joining the WMAQ team last season, Thayer worked for two seasons as a Bears analyst on WFLD-TV's pro football programming. A former all-state lineman at Joliet Catholic High, Thayer resides in Chicago.



Bears Radio

CHICAGO BEARS RADIO NETWORK

The Bears Radio Network consists of at least 22 stations across Illinois and the Midwest.

The following affiliates are included:

KCPS-AM	Burlington, IA	WIRL-AM	Peoria, IL
KIOA-AM	Des Moines, IA	WJEQ-FM	Macomb, IL
KJOC-AM	Quad Cities, IL/IA	WKAM-AM	Goshen, IN
WBYS-FM	Canton, IL	WLBH-AM/FM	Mattoon, IL
WDDD-AM	Marion, IL	WLOI-AM	LaPorte, IN
WDWS-AM	Champaign, IL	WMOI-WRAM	Monmouth, IL
WFMB-AM	Springfield, IL	WQSN-FM	Kalamazoo, MI
WGEM-AM	Quincy, IL	WRHL-AM	Rochelle, IL
WHCO-AM	Sparta, IL	WROK-AM	Rockford, IL
WHHK-FM	Galva, IL	WSBT-AM/FM	South Bend, IN
WINU-AM	Highland, IL	WSOY-AM	Decatur, IL

TICKET INFORMATION and BEARS SHARE

TICKET OFFICE – The Bears ticket office is located on the first floor of Halas Hall at Conway Park. Single game tickets are sold through the mail beginning June 1 of each year. After the mail order sale concludes, individual game tickets are available at the ticket office, or by calling TicketMaster (312 / 559-1212).

The Bears Ticket Office telephone number is (847) 615-BEAR (2327).

BEARS SHARE – In 1993, the Bears created Bears Share, their ticket donation program benefiting the Boy Scouts of America, Boys and Girls Club of Chicago, and Clearbrook Center for the Handicapped. The idea is simple: if a season ticket subscriber or single ticket purchaser cannot attend a game, he or she donates those tickets to one of the three agencies. The agency either arranges for a responsible adult to escort one of their program participants to a Bears game, or re-sells the tickets at face value. For more information, call the Bears Ticket Office.

BEARS PRESS RELEASES, STATS, & ROSTERS AVAILABLE BY FAX

In order to better serve the media with the distribution of press releases, the Chicago Bears have employed a Fax-On-Demand service. This system benefits the media in two ways: 1) Instead of waiting for the weekly press release to arrive through the mail or waiting for us to fax it, you can receive it immediately; and, 2) Several other NFL teams have also signed up for the same service, so you can receive their information at the same time you request information about the Bears.

The system works as follows:

- From the handset of your fax machine, call **800 / 300-2050**.
- The automated message will ask for your PIN Number. Enter it. If you need a PIN Number, call 800/300-8587.
- (To obtain a current directory of all NFL documents, press 2#).
- To receive a Bears fax, choose from the following: **2101** UPCOMING GAME RELEASE (4-6 pages); **2102** CURRENT ROSTER (2 pages); **2103** CURRENT STATISTICS (2 pages); **2104** DEPTH CHART (1 page); **2105** SCHEDULE AND RESULTS (1 page); **2106** WEDNESDAY UPDATE AND INJURY REPORT (1 page); **2107** LATEST NEWS (1 page); **2108** LATEST GAME PLAY-BY-PLAY (10 pages).
- Once you have ordered your documents, press **2#**
- After the tone, press the **START** button on your fax machine; your documents will be sent immediately.



NFL Phone Numbers

NFL League Office	280 Park Avenue, New York, NY 10017	(212) 450-2000
NFL Properties	280 Park Avenue, New York, NY 10017	(212) 450-2000
NFL Films	330 Fellowship Road, Mt. Laurel, NJ 08054	(609) 778-1600
Pro Football Hall of Fame	2121 George Halas Dr. NW, Canton, OH 44708	(330) 456-8207
Elias Sports Bureau	500 Fifth Avenue, New York, NY 10036	(212) 869-1530

Team	PR Director	Phone Number
Arizona Cardinals	Paul Jensen	(602) 967-1010
Atlanta Falcons	Charlie Taylor	(404) 945-1111
Baltimore Ravens	Kevin Byrne	(410) 654-6200
Buffalo Bills	Denny Lynch	(716) 648-1800
Carolina Panthers	Charlie Dayton	(704) 358-1644
Chicago Bears	Bryan Harlan	(847) 295-6600
Cincinnati Bengals	Jack Brennan	(513) 621-3550
Dallas Cowboys	Rich Dalrymple	(214) 556-9900
Denver Broncos	Jim Saccomano	(303) 649-9000
Detroit Lions	Mike Murray	(248) 335-4131
Green Bay Packers	Lee Remmel	(414) 494-2351
Indianapolis Colts	Craig Kelley	(317) 297-2658
Jacksonville Jaguars	Dan Edwards	(904) 633-6000
Kansas City Chiefs	Bob Moore	(816) 924-9300
Miami Dolphins	Harvey Greene	(954) 452-7000
Minnesota Vikings	Bob Hagen	(612) 828-6500
New England Patriots	Don Lowery	(508) 543-8200
New Orleans Saints	Greg Benschel	(504) 733-0255
New York Giants	Pat Hanlon	(201) 935-3111
New York Jets	Frank Ramos	(516) 560-8100
Oakland Raiders	Al LoCasale	(510) 567-9000
Philadelphia Eagles	Ron Howard	(215) 463-2500
Pittsburgh Steelers	Ron Wahl	(412) 323-0300
St. Louis Rams	Rick Smith	(314) 877-3700
San Diego Chargers	Bill Johnston	(619) 280-2111
San Francisco 49ers	Rodney Knox	(408) 562-4949
Seattle Seahawks	Gary Wright	(206) 827-9777
Tampa Bay Buccaneers	Reggie Roberts	(813) 870-2700
Tennessee Oilers	Tony Wylie	(713) 881-3500
Washington Redskins	Mike McCall	(703) 471-9100

Important Dates In 1998-99

Fri., July 24	Two-a-day practices begin — Platteville, Wisconsin
July 30 - Aug. 1	Practice with New Orleans Saints — LaCrosse, Wisconsin
Tue., Aug. 25	Roster cut to 60 (3:00 PM CT)
Sun., Aug. 30	Roster cut to 53 (3:00 PM CT)
Mon., Aug. 31	Clubs may create practice squad of up to five players (after 3:00 PM CT)
Sun., Sep. 6	Regular season opener vs. Jacksonville Jaguars — Soldier Field (NOON CT)
Tue., Oct. 13	Trading deadline (3:00 PM CT)
Tue., Nov. 10	Deadline to sign drafted, franchise, transition players, and restricted and unrestricted free agents, to whom June 1 tender was made. Players unsigned by Nov. 10 are prohibited from playing in the NFL in 1998.
Sun., Dec. 27	Regular season ends vs. Green Bay Packers — Soldier Field (NOON CT)
Jan. 2-3, 1999	Wild Card Weekend
Jan. 9-10, 1999	Divisional Playoff games
Sun., Jan. 17, 1999	Conference Championships
Sun., Jan. 31, 1999	Super Bowl XXXIII — Miami, FL — Kickoff at 5:00 PM CT (FOX)
Sun., Feb. 7, 1999	Pro Bowl — Honolulu, HI — 5:00 PM CT (ABC)
Mar. 14-18, 1999	League meetings begin in Phoenix, AZ
Apr. 17-18, 1999	1999 NFL Draft



1998 NFL Pre-Season Schedule

WEEK 1

Friday, July 31
Saturday, August 1

Sunday, August 2
Thursday, August 6
Friday, August 7

Saturday, August 8

Seattle at Dallas	8:00 PM
Hall of Fame Game: Pittsburgh at Tampa Bay (at Canton, OH)	(ABC) 6:00 PM
American Bowl (Tokyo) Green Bay vs. Kansas City	(ESPN) 9:15 PM
New England at San Francisco	5:00 PM
New York Jets at Philadelphia	7:00 PM
Arizona at Detroit	6:00 PM
Tennessee at Atlanta	6:30 PM
Buffalo at Pittsburgh	6:30 PM
BEARS at Baltimore	(WBBM — Channel 2) 6:30 PM
Cincinnati at New York Giants	7:00 PM
Denver at St. Louis	7:00 PM
Indianapolis at Seattle	9:00 PM
Jacksonville at Carolina	6:30 PM
Kansas City vs. Tampa Bay at Norman, Oklahoma	7:00 PM
Miami at Washington	6:30 PM
New Orleans at Green Bay	7:00 PM
Oakland at Dallas	8:00 PM
San Francisco at San Diego	9:00 PM
Minnesota at New England	6:30 PM

Sunday, August 9

WEEK 2

Thursday, August 13
Friday, August 14

Saturday, August 15

Sunday, August 16
Monday, August 17

Tampa Bay at Miami	(ESPN) 7:20 PM
Atlanta at Detroit	6:00 PM
Carolina at Buffalo	6:30 PM
BEARS at Arizona	(WBBM — Channel 2) 9:00 PM
New Orleans at Denver	8:00 PM
New York Giants at Jacksonville	7:00 PM
Pittsburgh at Philadelphia	7:00 PM
American Bowl (Vancouver) San Francisco vs. Seattle	(CBS) 7:00 PM
Baltimore at New York Jets	4:00 PM
Kansas City at Minnesota	7:00 PM
St. Louis at San Diego	10:00 PM
Washington at Tennessee	1:00 PM
Oakland at Green Bay	(FOX) 3:00 PM
American Bowl (Mexico City) Dallas vs. New England	(ABC) 7:00 PM
Indianapolis at Cincinnati	6:30 PM

WEEK 3

Thursday, August 20
Friday, August 21
Saturday, August 22

Sunday, August 23
Monday, August 24

New York Giants at New York Jets	(ESPN) 8:20 PM
Buffalo at BEARS	(WBBM — Channel 2) 7:00 PM
Atlanta vs. Pittsburgh (at Morgantown, West Virginia)	5:00 PM
Dallas at St. Louis	7:00 PM
Detroit at Cincinnati	6:30 PM
Jacksonville at Kansas City	7:00 PM
Minnesota at Carolina	6:30 PM
New England at Washington	6:30 PM
San Diego at Indianapolis	6:00 PM
Seattle at Arizona	9:00 PM
Tennessee at New Orleans	7:00 PM
Miami at San Francisco	(FOX) 3:00 PM
Green Bay at Denver	(ABC) 7:00 PM
Philadelphia at Baltimore	7:30 PM
Tampa Bay at Oakland	8:00 PM

WEEK 4

Thursday, August 27
Friday, August 28

Saturday, August 29

Dallas at Jacksonville	(CBS) 7:00 PM
Detroit at Indianapolis	6:30 PM
Baltimore at New York Giants	7:00 PM
Cincinnati at Atlanta	6:30 PM
Green Bay at Miami	6:00 PM
New York Jets at Chicago	(WBBM — Channel 2) 7:00 PM
St. Louis at Kansas City	7:00 PM
San Diego at Minnesota	7:00 PM
San Francisco at Seattle	9:00 PM
Tampa Bay at New Orleans	7:30 PM
Washington at Buffalo	6:00 PM
Arizona at Oakland	3:00 PM
Carolina at Pittsburgh	(ESPN) 7:20 PM
Denver at Tennessee	1:00 PM
Philadelphia at New England	7:00 PM

All times Chicago time



Media Information

CREDENTIALS: News media representatives who have not been issued season press credentials should request single game credentials in advance by writing or calling Bryan Harlan, Director of Public Relations, Halas Hall, 1000 Football Drive, Lake Forest, IL 60045. (847) 295-6600. Credentials will be left at the PRESS WILL CALL window located at Gate 17 on the west side of the stadium. PRESS WILL CALL opens three hours before kickoff. Space is extremely limited in the Soldier Field Press Box, so guests are NOT permitted and credentials are limited to working press only.

PHOTOGRAPHERS: Sideline credentials for field photographers are issued by the Bears' PR department. Space limitations make it impossible to accredit freelance photographers who are not on specific assignment by a recognized sports or news publication. Sideline credentials must be reserved five days before the game and can be picked up at Gate 17.

PARKING: Media parking is limited at Soldier Field. Applications must be made in writing on company letterhead to Bryan Harlan.

TELEPHONES: The Bears provide a limited number of co-op credit card phones for copy transmission. To order phone lines in the Soldier Field Press Box call: Debbie Bordeaux at Ameritech at (888) 270-6555.

TO SOLDIER FIELD FROM O'HARE AIRPORT: Take Kennedy Expressway to Congress Street. Exit East to Columbus Drive. Go right (south) on Columbus until it feeds into Lake Shore Drive South. Exit at 18th Street (on right), and make a left at the stop sign at the bottom of the ramp.

FROM SOLDIER FIELD TO O'HARE AIRPORT: Take Lake Shore Drive South to I-55 (on right). Take I-55 to I-90/94. Exit North / West to Wisconsin. Follow signs to O'Hare (take the Kennedy / I-90).

DIRECTIONS OUT OF PRESS BOX AFTER GAME: Take press box elevator to first level concourse inside stadium; follow inside concourse to south end of stadium. Exit at Gate O. All taxi cabs are instructed to pick up at Gate O.

POST-GAME TRANSPORTATION: Please advise Bears' PR personnel as soon as possible should you require post-game transportation. Phone: (312) TAXI-CAB (829-4222).

BEARS PUBLIC RELATIONS TELEPHONE NUMBERS:

Office: (847) 295-6600	Office Extensions	Home
Bryan Harlan, Director	220	773 / 975-8082
Phil Handler, Assistant Director	221	773 / 975-1915
Scott Hagel, Assistant	224	847 / 837-1165

BEARS' 1998 ROAD HEADQUARTERS

Baltimore (pre-season)	Marriott Renaissance Harbor	410 / 547-1200
Phoenix (pre- and regular season)	Mesa Pavillion Hilton	602 / 833-5555
Pittsburgh	Marriott City Center	412 / 471-4000
Tampa	Wyndham Harbour Island Hotel	813 / 229-5000
Nashville	Airport Marriott	615 / 889-9300
Detroit	Doubletree Suites (Troy, MI)	248 / 879-7500
Atlanta	Atlanta Airport Hilton & Towers	404 / 767-9000
Minnesota	Hyatt Regency Minneapolis	612 / 370-1234
Green Bay	Comfort Suites	920 / 499-7449

VISITING TEAMS' HOTELS IN CHICAGO

Buffalo (pre-season)	Marriott — Downtown	312 / 836-0100
New York Jets (pre-season)	Hyatt Regency — Downtown	312 / 565-1234
Baltimore, Jacksonville	Westin — Downtown	312 / 943-7200
Detroit, Minnesota, St. Louis	Hilton — O'Hare	773 / 686-8000
Dallas, Green Bay, Tampa Bay	— not available —	



Chicago Bears 1998 Schedule

PRE-SEASON

DATE	Opponent	Chicago Time	Network
Sat., Aug. 8	at Baltimore Ravens	6:30 PM	WBBM
Fri., Aug. 14	at Arizona Cardinals	9:00 PM	WBBM
Fri., Aug. 21	BUFFALO BILLS	7:00 PM	WBBM
Fri., Aug. 28	NEW YORK JETS	7:00 PM	WBBM

REGULAR SEASON

DATE	Opponent	Chicago Time	Network
Sun., Sept. 6	JACKSONVILLE JAGUARS	NOON	CBS
Sun., Sept. 13	at Pittsburgh Steelers	NOON	FOX
Sun., Sept. 20	at Tampa Bay Buccaneers	3:05 PM	FOX
Sun., Sept. 27	MINNESOTA VIKINGS	3:15 PM	FOX
Sun., Oct. 4	DETROIT LIONS	NOON	FOX
Sun., Oct. 11	at Arizona Cardinals	3:05 PM	FOX
Sun., Oct. 18	DALLAS COWBOYS	3:15 PM	FOX
Sun., Oct. 25	at Tennessee Oilers	3:05 PM	FOX
Sun., Nov. 1	Bye Week		
Sun., Nov. 8	ST. LOUIS RAMS	NOON	FOX
Sun., Nov. 15	at Detroit Lions	7:20 PM	ESPN
Sun., Nov. 22	at Atlanta Falcons	NOON	FOX
Sun., Nov. 29	TAMPA BAY BUCCANEERS	NOON	FOX
Sun., Dec. 6	at Minnesota Vikings	7:20 PM	ESPN
Sun., Dec. 13	at Green Bay Packers	NOON	FOX
Sun., Dec. 20	BALTIMORE RAVENS	NOON	CBS
Sun., Dec. 27	GREEN BAY PACKERS	NOON	FOX

HOME GAMES IN CAPS



TM



1998 NFL Schedule

WEEK 10

Sunday, November 8

Atlanta at New England, NOON
Buffalo at NY Jets, 3:15 PM
Carolina at San Francisco, NOON
Cincinnati at Jacksonville, NOON
Detroit at Philadelphia, NOON
Indianapolis at Miami, NOON
Kansas City at Seattle, 3:15 PM
New Orleans at Minnesota, NOON
NY Giants at Dallas, NOON
Oakland at Baltimore, NOON
St. Louis at BEARS, NOON
San Diego at Denver, 3:15 PM
Washington at Arizona, 3:05 PM
Tennessee at Tampa Bay, 7:20 PM

Monday, November 9

Green Bay at Pittsburgh, 7:20 PM

WEEK 11

Sunday, November 15

Baltimore at San Diego, 3:05 PM
Cincinnati at Minnesota, NOON
Dallas at Arizona, 3:15 PM
Green Bay at NY Giants, 3:15 PM
Miami at Carolina, NOON
New England at Buffalo, NOON
NY Jets at Indianapolis, NOON
Philadelphia at Washington, NOON
Pittsburgh at Tennessee, NOON
St. Louis at New Orleans, NOON
San Francisco at Atlanta, NOON
Seattle at Oakland, 3:05 PM
Tampa Bay at Jacksonville, 3:15 PM
BEARS at Detroit, 7:20 PM

Monday, November 16

Denver at Kansas City, 7:20 PM

WEEK 12

Sunday, November 22

Arizona at Washington, NOON
Baltimore at Cincinnati, 3:15 PM
Carolina at St. Louis, 3:05 PM
BEARS at Atlanta, NOON
Detroit at Tampa Bay, NOON
Green Bay at Minnesota, NOON
Indianapolis at Buffalo, NOON
Jacksonville at Pittsburgh, NOON
Kansas City at San Diego, 3:15 PM
NY Jets at Tennessee, 3:15 PM
Oakland at Denver, 3:15 PM
Philadelphia at NY Giants, NOON
Seattle at Dallas, NOON
New Orleans at San Francisco, 7:20 PM

Monday, November 23

Miami at New England, 7:20 PM

WEEK 13

Thanksgiving Day, Nov. 26

Minnesota at Dallas, 3:05 PM
Pittsburgh at Detroit, 11:35 AM

Sunday, November 29

Arizona at Kansas City, NOON
Atlanta at St. Louis, NOON
Buffalo at New England, 3:05 PM
Carolina at NY Jets, NOON
Indianapolis at Baltimore, NOON
Jacksonville at Cincinnati, NOON
New Orleans at Miami, NOON
Philadelphia at Green Bay, 3:15 PM
Tampa Bay at BEARS, NOON
Tennessee at Seattle, NOON
Washington at Oakland, 3:15 PM
Denver at San Diego, 7:20 PM

Monday, November 30

NY Giants at San Francisco, 7:20 PM

WEEK 14

Thursday, December 3

St. Louis at Philadelphia, 7:20 PM

Sunday, December 6

Baltimore at Tennessee, 3:15 PM
Buffalo at Cincinnati, NOON
Dallas at New Orleans, NOON
Detroit at Jacksonville, NOON
Indianapolis at Atlanta, NOON
Kansas City at Denver, 3:15 PM
Miami at Oakland, 3:15 PM
New England at Pittsburgh, NOON
NY Giants at Arizona, 3:05 PM
San Diego at Washington, NOON
San Francisco at Carolina, NOON
Seattle at NY Jets, NOON
BEARS at Minnesota, 7:20 PM

Monday, December 7

Green Bay at Tampa Bay, 7:20 PM

WEEK 15

Sunday, December 13

Arizona at Philadelphia, NOON
Atlanta at New Orleans, NOON
BEARS at Green Bay, NOON
Cincinnati at Indianapolis, NOON
Dallas at Kansas City, 3:15 PM
Denver at NY Giants, NOON
Minnesota at Baltimore, 3:15 PM
New England at St. Louis, NOON
Oakland at Buffalo, NOON
Pittsburgh at Tampa Bay, NOON
San Diego at Seattle, 3:05 PM
Tennessee at Jacksonville, NOON
Washington at Carolina, NOON
NY Jets at Miami, 7:20 PM

Monday, December 14

Detroit at San Francisco, 7:20 PM

WEEK 16

Saturday, December 19

NY Jets at Buffalo, 11:35 AM
Tampa Bay at Washington, 3:05 PM

Sunday, December 20

Atlanta at Detroit, NOON
Baltimore at BEARS, NOON
Cincinnati at Pittsburgh, NOON
Indianapolis at Seattle, 3:05 PM
Kansas City at NY Giants, NOON
New Orleans at Arizona, 3:15 PM
Oakland at San Diego, 3:05 PM
Philadelphia at Dallas, 3:15 PM
St. Louis at Carolina, NOON
San Francisco at New England, NOON
Tennessee at Green Bay, NOON
Jacksonville at Minnesota, 7:20 PM

Monday, December 21

Denver at Miami, 7:20 PM

WEEK 17

Saturday, December 26

Kansas City at Oakland, 11:35 AM
Minnesota at Tennessee, 3:05 PM

Sunday, December 27

Buffalo at New Orleans, NOON
Carolina at Indianapolis, NOON
Detroit at Baltimore, NOON
Green Bay at BEARS, NOON
Miami at Atlanta, NOON
New England at NY Jets, NOON
NY Giants at Philadelphia, 3:05 PM
St. Louis at San Francisco, 3:05 PM
San Diego at Arizona, 3:15 PM
Seattle at Denver, 3:15 PM
Tampa Bay at Cincinnati, NOON
Washington at Dallas, 7:20 PM

Monday, December 28

Pittsburgh at Jacksonville, 7:20 PM

POST-SEASON

Saturday, January 2, 1999

First Round, 11:30 AM and 3:00 PM

Sunday, January 3, 1999

First Round, 11:30 AM and 3:00 PM

Saturday, January 9, 1999

Second Round, 11:30 AM and 3:00 PM

Sunday, January 10, 1999

Second Round, 11:30 AM and 3:00 PM

Sunday, January 17, 1999

Conference Championships

11:30 AM and 3:00 PM

Sunday, January 31, 1999

Super Bowl XXXIII — Miami

5:00 PM — FOX

Sunday, February 7, 1999

Pro Bowl, 5:00 PM — Honolulu



1998 NFL Schedule

WEEK 1

Sunday, September 6

Arizona at Dallas, 3:05 PM
 Atlanta at Carolina, NOON
 Buffalo at San Diego, 3:15 PM
 Detroit at Green Bay, NOON
Jacksonville at BEARS, NOON
 Miami at Indianapolis, 3:15 PM
 New Orleans at St. Louis, NOON
 NY Jets at San Francisco, 3:15 PM
 Pittsburgh at Baltimore, NOON
 Seattle at Philadelphia, NOON
 Tampa Bay at Minnesota, NOON
 Tennessee at Cincinnati, NOON
 Washington at NY Giants, NOON
 Oakland at Kansas City, 7:20 PM
Monday, September 7
 New England at Denver, 7:20 PM

WEEK 2

Sunday, September 13

Arizona at Seattle, 3:15 PM
 Baltimore at NY Jets, NOON
 Buffalo at Miami, NOON
 Carolina at New Orleans, NOON
BEARS at Pittsburgh, NOON
 Cincinnati at Detroit, NOON
 Dallas at Denver, 3:15 PM
 Kansas City at Jacksonville, NOON
 Minnesota at St. Louis, NOON
 NY Giants at Oakland, 3:15 PM
 Philadelphia at Atlanta, NOON
 San Diego at Tennessee, NOON
 Tampa Bay at Green Bay, NOON
 Indianapolis at New England, 7:20 PM
Monday, September 14
 San Francisco at Washington, 7:20 PM

WEEK 3

No game: Atlanta, Carolina, New Orleans, San Francisco

Sunday, September 20

Baltimore at Jacksonville, 3:15 PM
BEARS at Tampa Bay, 3:05 PM
 Denver at Oakland, NOON
 Detroit at Minnesota, NOON
 Green Bay at Cincinnati, NOON
 Indianapolis at NY Jets, NOON
 Pittsburgh at Miami, NOON
 St. Louis at Buffalo, NOON
 San Diego at Kansas City, NOON
 Tennessee at New England, NOON
 Washington at Seattle, 3:05 PM
 Philadelphia at Arizona, 7:20 PM
Monday, September 21
 Dallas at NY Giants, 7:20 PM

WEEK 4

No game: Buffalo, Miami, New England, New York Jets

Sunday, September 27

Arizona at St. Louis, NOON
 Atlanta at San Francisco, 3:15 PM
 Denver at Washington, NOON
 Green Bay at Carolina, NOON
 Jacksonville at Tennessee, NOON
 Kansas City at Philadelphia, NOON
Minnesota at BEARS, NOON
 New Orleans at Indianapolis, NOON
 NY Giants at San Diego, 3:15 PM
 Oakland at Dallas, NOON
 Seattle at Pittsburgh, 3:05 PM
 Cincinnati at Baltimore, 7:20 PM
Monday, September 28
 Tampa Bay at Detroit, 7:20 PM

WEEK 5

No game: Baltimore, Cincinnati, Jacksonville, Pittsburgh, St. Louis, Tennessee

Sunday, October 4

Carolina at Atlanta, NOON
 Dallas at Washington, NOON
Detroit at BEARS, NOON
 Miami at New York Jets, NOON
 New England at New Orleans, NOON
 NY Giants at Tampa Bay, 3:15 PM
 Oakland at Arizona, NOON
 Philadelphia at Denver, 7:00 PM
 San Diego at Indianapolis, NOON
 San Francisco at Buffalo, NOON
 Seattle at Kansas City, 7:20 PM
Monday, October 5
 Minnesota at Green Bay, 7:20 PM

WEEK 6

No game: Detroit, Green Bay, Minnesota, Tampa Bay

Sunday, October 11

Buffalo at Indianapolis, NOON
 Carolina at Dallas, NOON
BEARS at Arizona, NOON
 Denver at Seattle, 3:15 PM
 Kansas City at New England, NOON
 NY Jets at St. Louis, 3:15 PM
 Pittsburgh at Cincinnati, NOON
 San Diego at Oakland, 3:15 PM
 San Francisco at New Orleans, NOON
 Tennessee at Baltimore, NOON
 Washington at Philadelphia, NOON
 Atlanta at NY Giants, 7:20 PM
Monday, October 12
 Miami at Jacksonville, 7:20 PM

WEEK 7

No game: Denver, Kansas City, Oakland, Seattle

Thursday, October 15

Green Bay at Detroit, 7:20 PM

Sunday, October 18

Arizona at NY Giants, NOON
 Baltimore at Pittsburgh, NOON
 Carolina at Tampa Bay, NOON
 Cincinnati at Tennessee, NOON
Dallas at BEARS, 3:15 PM
 Indianapolis at San Francisco, NOON
 Jacksonville at Buffalo, NOON
 New Orleans at Atlanta, NOON
 Philadelphia at San Diego, 3:15 PM
 St. Louis at Miami, 3:15 PM
 Washington at Minnesota, NOON
Monday, October 19
 NY Jets at New England, 7:20 PM

WEEK 8

No game: Arizona, Dallas, Indianapolis, NY Giants, Philadelphia, Washington

Sunday, October 25

Atlanta at NY Jets, NOON
 Baltimore at Green Bay, NOON
BEARS at Tennessee, 3:05 PM
 Cincinnati at Oakland, 3:15 PM
 Jacksonville at Denver, 3:15 PM
 Minnesota at Detroit, NOON
 New England at Miami, NOON
 San Francisco at St. Louis, NOON
 Seattle at San Diego, 3:15 PM
 Tampa Bay at New Orleans, NOON
 Buffalo at Carolina, 7:20 PM
Monday, October 26
 Pittsburgh at Kansas City, 7:20 PM

WEEK 9

No game: BEARS, San Diego

Sunday, November 1

Arizona at Detroit, NOON
 Denver at Cincinnati, NOON
 Jacksonville at Baltimore, NOON
 Miami at Buffalo, NOON
 Minnesota at Tampa Bay, NOON
 New England at Indianapolis, NOON
 New Orleans at Carolina, NOON
 NY Giants at Washington, NOON
 NY Jets at Kansas City, 3:05 PM
 St. Louis at Atlanta, NOON
 San Francisco at Green Bay, 3:15 PM
 Tennessee at Pittsburgh, NOON
 Oakland at Seattle, 7:20 PM
Monday, November 2
 Dallas at Philadelphia, 7:20 PM

Always The Center Of Refreshment.



© 1997 The Coca-Cola Company. "Coca-Cola" and the Contour Bottle design are registered trademarks of The Coca-Cola Company.