

# 2010-2019 DECADE IN REVIEW

The past ten seasons of baseball in the International League were largely dominated by four teams, as Columbus, Durham, Pawtucket and Scranton/Wilkes-Barre hoarded the circuit's postseason glory to themselves. 2010 was heralded as the "Year of the Pitcher" in baseball, including in the IL where there was a surge in no-hitters and Jeremy Hellickson flirted with the Pitching Triple Crown. The end of the decade saw hitters take center stage as home runs flew out of ballparks at a record rate during the 2019 campaign. Over 67 million fans attended International League games during the decade, and the action on the field was kept moving by the introduction of timer clocks in 2015 and an experimental rule in 2018 placing an automatic runner on second base during extra innings.

## DECADE TEAM RECORD COMPARISON

	Regular Season Wins	Win. %	Division Titles	Wild Cards	Postseason Victories	Governors' Cups	National Titles
Scranton/WB	787	.553	6	1	18	1	1
Columbus	782	.547	5	1	28	4	2
Durham	774	.543	6	1	31	3	1
Indianapolis	760	.531	4	0	7	0	0
Lehigh Valley	729	.511	1	3	6	0	0
Pawtucket	710	.499	2	2	16	2	0
Gwinnett	700	.492	2	0	5	0	0
Rochester	700	.490	0	1	2	0	0
Buffalo	686	.482	0	0	0	0	0
Charlotte	686	.481	1	0	3	0	0
Syracuse	679	.477	1	0	0	0	0
Norfolk	674	.472	1	0	2	0	0
Toledo	665	.466	1	0	1	0	0
Louisville	651	.457	1	0	2	0	0

## DECADE TEAM BATTING COMPARISON

	Batting Average	Hits	Runs	Home Runs	Doubles	Triples	Stolen Bases	Slug. Pct.	On-Base Pct.
Scranton/WB	.266	12,723	6,431	1,315	2,555	288	789	.414	.335
Durham	.2603	12,497	6,482	1,226	2,642	269	1,024	.403	.334
Gwinnett	.2602	12,366	6,137	1,047	2,358	270	1,085	.387	.326
Columbus	.2601	12,476	6,628	1,386	2,622	253	901	.412	.335
Indianapolis	.2598	12,412	6,241	1,006	2,685	373	1,194	.395	.331
Louisville	.2573	12,338	5,835	1,093	2,524	245	848	.389	.322
Toledo	.2571	12,369	6,102	1,138	2,563	288	1,123	.393	.326
Norfolk	.2571	12,430	6,051	1,101	2,395	239	768	.385	.324
Buffalo	.2564	12,051	5,997	1,105	2,465	240	946	.390	.328
Rochester	.2563	12,205	6,096	1,107	2,504	287	767	.391	.324
Charlotte	.2559	12,136	6,310	1,345	2,539	247	926	.405	.327
Lehigh Valley	.255	12,106	5,987	1,144	2,443	270	919	.391	.321
Syracuse	.2543	11,919	5,956	1,089	2,362	250	1,033	.385	.326
Pawtucket	.2535	12,025	6,021	1,204	2,396	185	828	.388	.325

Regular Season Totals

## DECADE TEAM PITCHING COMPARISON

	ERA	Runs	Earned Runs	Strikeouts	Walks	Home Runs	Saves	Quality Starts	Comp. Games	Team Shutouts
Indianapolis	3.74	5,821	5,248	10,856	4,674	1,019	402	622	24	338
Scranton/WB	3.78	5,745	5,202	11,326	4,460	1,096	393	506	37	304
Durham	3.808	5,927	5,312	12,198	4,486	1,225	402	456	15	364
Pawtucket	3.811	5,872	5,276	10,905	4,860	1,234	378	507	35	279
Lehigh Valley	3.938	6,117	5,446	10,391	4,663	1,131	415	556	30	303
Gwinnett	3.939	6,113	5,434	11,103	5,117	1,014	357	526	28	276
Buffalo	4.00	6,161	5,476	10,446	4,442	1,181	351	515	30	228
Columbus	4.010	6,162	5,604	11,081	4,400	1,358	387	592	44	297
Rochester	4.014	6,181	5,535	10,751	4,246	1,162	364	523	55	222
Syracuse	4.05	6,111	5,534	9,990	4,121	1,109	346	580	37	267
Norfolk	4.08	6,370	5,699	10,424	4,559	1,139	346	460	23	258
Toledo	4.15	6,406	5,785	10,632	4,740	1,150	345	558	27	256
Louisville	4.26	6,605	5,946	10,381	4,905	1,175	358	531	23	209
Charlotte	4.37	6,683	6,026	10,726	4,805	1,313	344	549	29	180

## MOST EXCITING GAMES OF THE DECADE



Sept. 12, 2014  
Gov. Cup Finals Game 4

**Pawtucket** 4  
13 Inn.  
**Durham** 2

Durham Bulls Athletic Park  
Durham, North Carolina

A Friday-night crowd in Durham stood poised to celebrate the Governors' Cup championship. The Bulls were one strike from the title with closer Adam Liberatore on the mound in the 9th when newly-signed Cuban outfielder Rusney Castillo laced a single to tie the game 2-2. With the championship-winning run on 2nd in the bottom of the 10th, Mikie Mahtook singled to left, but Pawtucket outfielder Bryce Brentz was charging hard and fired home to catcher Blake Swihart, who made a brilliant short-hop pick before tagging out the runner at the plate. An Ivan De Jesus homer in the 13th finally broke the stalemate in favor of Pawtucket. The Red Sox went on to win Game 5 the next night.




Sept. 14, 2016  
Gov. Cup Finals Game 2

**Gwinnett** 1  
**Scranton/WB** 2

PNC Field  
Moosic, Pennsylvania

Facing the prospect of possibly falling behind 2-0 in the finals to Gwinnett, SWB entered the bottom of the 9th inning of Game 2 trailing 1-0 with just one hit on the evening. The RailRiders wouldn't get a hit in the 9th, but still miraculously found a way to score two runs for a crucial win. After two walks and a hit batsman loaded the bases, a new Braves hurler came on only to walk Jake Cave and Pete Kozma on just nine pitches to end the game in a literal "walk-off" for the ages. The RailRiders never lost again, ultimately capturing the Governors' Cup in four games and then the Triple-A National Championship.



Sept. 16, 2015  
Gov. Cup Finals Game 2

**Indianapolis** 4  
**Columbus** 5

Huntington Park  
Columbus, Ohio

An epic season-long rivalry between Columbus and Indy continued into the finals, where the Clippers took Game 1 and led the second game 5-2 heading into the 9th. After the Indians scored twice off Clippers closer Carlos Marmol, Nick Maronde came in to face Willy Garcia in the season's pivotal at-bat. Trailing by one with two in scoring position and two outs, Garcia crushed a line drive to deep center field, but Tyler Holt made a sliding, over-the-shoulder snag to dramatically end the game and give Columbus a 2-0 series lead. The Clippers needed all five games to ultimately finish off the Indians and win the Governors' Cup.



Sept. 3, 2019  
IL North Division "Play-In"

**Syracuse** 13  
**Scranton/WB** 14


PNC Field  
Moosic, Pennsylvania

The decade's final regular season contest was a play-in affair between Scranton/WB and Syracuse to crown the champion of the IL North Division. Syracuse struck big early and carried a 7-1 advantage into the bottom of the 7th, when SWB awoke and surged to within a run, making it 7-6. The comeback seemed destined for failure when the Mets put six 8th-inning runs on the board, but the RailRiders improbably rallied for eight runs of their own in the bottom of the 8th to claim the lead, 14-13. After holding on in the 9th to win the division flag, SWB's Zack Zehner called it, "the greatest game I've ever been a part of."

## MEMORABLE MOMENTS OF THE DECADE



IL President Randy Mobley presented Durham's Russ Canzler with the IL's Top Star Award at the 2011 Triple-A All-Star Game. Then his teammate Rey Olmedo presented him with a pie.



After playing an entire season away from home, the Scranton/Wilkes-Barre club returned as the "RailRiders" in 2013 to the new PNC Field (Ballpark Digest's Ballpark of the Year).



In 2014, the Knights moved from Fort Mill, South Carolina into the spectacular new BB&T Ballpark in uptown Charlotte, immediately leading to attendance records.



In Indianapolis on June 30, 2014, Toledo's Mike Hessman hit his 259th home run to pass Ollie Carnegie as the League's career home run king and earning a standing ovation from Indians fans.



The International League team won four straight Triple-A All-Star Games from 2013 to 2016. Both home victories during the stretch came in North Carolina.



In July of 2019, Red Sox executives joined officials from Massachusetts and the city of Worcester to break ground on Polar Park, future home of the WooSox.

# 2010-19 DECADE IN REVIEW

DECADE IN REVIEW



## TOP INDIVIDUAL PLAYERS OF THE DECADE

Leading Batting & Pitching Statistical Performers in the International League from 2010 through 2019

DECADE LEAGUE LEADERS BATTING AVERAGE	DECADE LEAGUE LEADERS HITS	DECADE LEAGUE LEADERS HOME RUNS	DECADE LEAGUE LEADERS RUNS BATTED IN	DECADE LEAGUE LEADERS RUNS SCORED	DECADE LEAGUE LEADERS STOLEN BASES
1. Yandy Diaz .319	1. Matt Hague 880	1. Dan Johnson 110	1. Matt Hague 438	1. Matt Hague 381	1. Ezequiel Carrera 172
2. Kevin Pillar .315	2. Argenis Diaz 626	2. Corey Brown 94	2. Dan Johnson 360	2. Dan Johnson 319	2. Chase d'Arnaud 136
3. Ryan Mountcastle .312	3. Sean Kazmar 624	3. Bryce Brentz 90	3. Brandon Snyder 333	3. Cord Phelps 307	3. Jose Constanza 131
4. Alejandro De Aza .310	4. Russ Canzler 607	4. Mike Hessman 87	4. Russ Canzler 329	4. Russ Canzler 304	4. Rich Thompson 127
5. Jesse Winker .308	5. Jose Constanza 603	5. Brandon Snyder 85	5. Danny Ortiz 292	5. Ezequiel Carrera 300	5. Eury Perez 124
6. Steve Clevenger .308	6. Cord Phelps 575	6. Stefan Gartrell 82	6. Bryce Brentz 291	6. Xavier Avery 297	6. Xavier Avery 106
7. Jose Pirela .307	7. Jordan Danks 554	7. Matt Skole 78	7. Cord Phelps 287	7. Jose Constanza 291	7. Quintin Berry 99
8. Josh Bell .306	8. Brandon Snyder 551	8. Mauro Gomez 77	8. Sean Kazmar 272	8. Corey Brown 288	8. Roemon Fields 86
9. Ryan McBroom .306	9. Rusney Castillo 536	9. Russ Canzler 75	9. Corey Brown 268	Jordan Danks 288	9. Alen Hanson 78
10. Eury Perez .305	10. Dan Johnson 525	10. Danny Ortiz 72	Jordan Danks 268	Brandon Snyder 288	10. Gorkys Hernandez 77

DECADE LEAGUE LEADERS GAMES PLAYED	DECADE LEAGUE LEADERS DOUBLES	DECADE LEAGUE LEADERS TRIPLES	DECADE LEAGUE LEADERS BASES ON BALLS	DECADE LEAGUE LEADERS SLUGGING PERCENTAGE	DECADE LEAGUE LEADERS ON-BASE PERCENTAGE
1. Matt Hague 780	1. Matt Hague 178	1. Chase d'Arnaud 29	1. Dan Johnson 419	1. Juan Francisco .554	1. Yandy Diaz .415
2. Argenis Diaz 741	2. Russ Canzler 148	2. Alex Presley 26	2. Matt Hague 327	2. Brian O'Grady .553	2. Tyler Holt .398
3. Sean Kazmar 678	3. Sean Kazmar 128	3. Will Rhymes 24	3. Cord Phelps 279	3. Mauro Gomez .542	3. Jesse Winker .396
4. Russ Canzler 607	4. Chad Huffman 127	4. Ezequiel Carrera 23	4. Matt Tuiasosopo 268	4. Bobby Bradley .537	4. Josh Bell .396
5. Xavier Avery 596	5. Jordan Danks 122	Jose Constanza 23	5. Russ Canzler 256	5. Josh VanMeter .536	5. Dan Johnson .390
6. Brandon Snyder 585	6. Brandon Snyder 121	6. Rich Thompson 22	6. Matt Skole 251	6. Lucas Duda .527	6. Jordan Luplow .386
7. Jordan Danks 583	7. Cord Phelps 119	7. Alen Hanson 20	Xavier Avery 251	7. Ryan Mountcastle .527	7. Luis Valbuena .383
8. Dan Johnson 582	8. Danny Ortiz 113	8. (Five Players Tied) 19	8. Jordan Danks 249	8. Jorge Vasquez .520	8. Chris Dickerson .383
9. Cord Phelps 581	9. Argenis Diaz 109		9. Chad Huffman 231	9. Mike Ford .514	9. Alejandro De Aza .382
10. Danny Ortiz 562	10. Dan Johnson 108		10. Lars Anderson 222	10. Ryan McBroom .513	10. Alex Hassan .381

(Min. 500 AB)

(Min. 500 AB)

(Min. 500 AB)

DECADE LEAGUE LEADERS EARNED RUN AVERAGE	DECADE LEAGUE LEADERS VICTORIES	DECADE LEAGUE LEADERS STRIKEOUTS	DECADE LEAGUE LEADERS SAVES	DECADE LEAGUE LEADERS GAMES PITCHED	DECADE LEAGUE LEADERS INNINGS PITCHED
1. Tyler Glasnow 1.93	1. Scott Diamond 41	1. Andy Oliver 677	1. Pedro Beato 100	1. Pedro Beato 348	1. Scott Diamond 694.2
2. Andrew Kittredge 1.96	2. Andrew Albers 35	2. Todd Redmond 512	2. Jairo Asencio 63	2. Preston Guilmet 224	2. Thad Weber 692.2
3. Johnny Barbato 2.10	Thad Weber 35	3. Adam Wilk 498	3. Kevin Whelan 62	3. Andy Oliver 209	3. Adam Wilk 663.1
4. Blaine Hardy 2.11	4. Zach McAllister 34	4. Thad Weber 483	4. Jumbo Diaz 54	4. Atahualpa Severino 208	4. Andy Oliver 650.0
5. Jumbo Diaz 2.19	5. Kris Johnson 33	5. Scott Diamond 425	5. Edward Mujica 47	5. Mike Zagurski 196	5. Todd Redmond 591.1
6. Matt Grace 2.39	Todd Redmond 33	6. Lucas Sims 407	6. Rafael Martin 46	6. Nick Christiani 194	6. Chad Reineke 570.0
7. Michael Tonkin 2.41	7. Pedro Beato 31	7. Drew Hutchison 399	Kirby Yates 46	7. Rafael Martin 186	7. Yunesky Maya 539.0
8. Greg Reynolds 2.42	Andy Oliver 31	8. Brad Lincoln 385	8. Tim Wood 45	8. Phillippe Aumont 184	8. Taylor Hill 477.2
9. Jose Berrios 2.51	Chad Reineke 31	9. Josh Smith 376	9. Fernando Cabrera 44	9. Carlos Fisher 180	9. Pat Misch 475.1
10. Matt Boyd 2.54	Adam Wilk 31	10. Paolo Espino 371	10. Michael Tonkin 43	10. Kevin Whelan 174	10. Kris Johnson 466.2

(Min. 150 IP)

Jonathan Albaladejo 43

## LEADING CANDIDATES - INTERNATIONAL LEAGUE BATTER & PITCHER OF THE DECADE



**RUSS CANZLER**  
Durham - Columbus - Norfolk  
Indianapolis - SWB - Leh. Valley  
.277, 75 HR, 329 RBI in 607 G  
304 R, 148 2B, .458 Slug.



**YANDY DIAZ**  
Columbus  
.319, 15 HR, 118 RBI in 282 G  
163 R, 65 2B, .415 OBP




**MATT HAGUE**  
Indianapolis - Buffalo  
Rochester - Syracuse  
.299, 61 HR, 438 RBI in 780 G  
381 R, 178 2B, .426 Slug.




**DAN JOHNSON**  
Durham - Charlotte - SWB  
Norfolk - Buffalo - Louisville  
.261, 110 HR, 360 RBI in 582 G  
319 R, 108 2B, .480 Slug.




**PEDRO BEATO**  
Buffalo - Pawtucket - Gwinnett  
Norfolk - Lehigh Valley  
31-24, 3.03 ERA in 348 G  
409.1 IP, 347 H, 356 SO, 100 Saves



**JOSE BERRIOS**  
Rochester  
19-8, 2.51 ERA in 36 GS  
229.2 IP, 164 H, 250 SO



**TYLER GLASNOW**  
Indianapolis - Durham  
19-6, 1.93 ERA in 45 GS  
247.1 IP, 157 H, 324 SO



**BLAINE HARDY**  
Toledo  
20-6, 2.11 ERA in 109 G (21 GS)  
209.1 IP, 147 H, 204 SO



DECADE IN REVIEW

# 2010-2019 DECADE IN REVIEW

## INTERNATIONAL LEAGUE MANAGERIAL RECORDS 2010-19


-REGULAR SEASON PLAY-					-GOVERNORS' CUP PLAYOFFS-		
Seasons	Teams	Wins-Losses	Pct.	Appearances	Wins-Losses	Cups	
Al Pedrique	2	SWB	177-107	.623	2	10-5	1
Tony Mansolino	1	COL	81-59	.579	1	6-1	1
Dusty Wathan	1	LHV	80-62	.563	1	1-3	
Gary Disarcina	1	PAW	80-63	.559	1	4-5	
Mike Sarbaugh	3	COL	234-186	.557	2	12-3	2
Andy Barkett	1	IND	79-63	.556	1	1-3	
Arnie Beyeler	2	PAW	154-123	.556	2	7-4	1
Mike Quade	3	ROC	238-192	.554			
Charlie Montoyo	5	DUR	388-318	.550	4	15-13	1
Dean Treanor	6	IND	467-385	.548	3	6-9	
Brady Williams	1	DUR	75-64	.540	1	3-3	
Jay Bell	1	SWB	76-65	.539	1	0-3	
Ryne Sandberg	2	LHV	150-129	.538	1	4-3	
Dave Miley	6	SWB	457-396	.536	3	2-9	
Gary Jones	2	LHV	150-130	.536	1	1-3	
Chris Tremie	6	COL	459-399	.535	3	8-10	1
Jared Sandberg	4	DUR	303-266	.533	2	12-5	2
Tony DeFrancesco	1	SYR	75-66	.532			
Trent Jewett	1	SYR	76-67	.532			
Bobby Mitchell	1	SWB	73-65	.529	1	5-4	
Ken Oberkfell	1	BUF	76-68	.528			
Damon Berryhill	3	GWN	221-199	.526	1	1-3	
Gene Glynn	3	ROC	226-206	.523	1	2-3	
Rick Sweet	2	LOU	144-132	.522	1	2-3	
Marty Brown	1	BUF	74-70	.514			
Dick Schofield	1	LOU	35-35	.500			
Doug Mientkiewicz	2	TOL	139-140	.498	1	1-3	
Mike Rojas	1	TOL	70-71	.497			
Brian Esposito	2	IND	139-141	.496			
Brian Snitker	3	GWN	161-164	.495			
Dave Brundage	7	GWN, LHV	491-503	.494	1	0-3	
Frank Kremblas	1	IND	71-73	.493			
Joel Skinner	6	CHA, ROC	419-436	.490	1	3-4	
Ron Johnson	7	NOR	491-511	.490	1	2-3	
Kevin Boles	5	PAW	345-366	.485	1	6-2	1
Joe McEwing	1	CHA	64-68	.485			
Bobby Dickerson	1	NOR	43-46	.483			
Jim Riggelman	2	LOU	137-150	.477			
Mark Grudzielanek	3	CHA	200-220	.476			
Tony Beasley	2	SYR	136-152	.472			
Lloyd McClendon	1	TOL	68-76	.472			
Bobby Meacham	3	BUF	197-222	.470			
Wally Backman	1	BUF	67-76	.469			
Gary Allenson	5	NOR, BUF	288-328	.468			
Randy Knorr	2	SYR	127-145	.467			
Chris Chambliss	1	CHA	67-77	.465			
Lary Parrish	3	TOL	200-230	.465			
Billy Gardner	4	SYR	262-309	.459	1	0-3	
Torey Lovullo	1	PAW	66-78	.458			
Julio Vinas	1	CHA	65-79	.451			
Delino DeSheilds	3	LOU	191-239	.444			
John Moses	1	GWN	35-44	.443	1	4-4	
Phil Nevin	3	TOL	184-235	.439			
Tim Teufel	1	BUF	59-76	.437			
Rick Albert	1	GWN	10-13	.435			
Gary Kendall	1	NOR	60-79	.431			
Jody Davis	1	LOU	59-81	.421			
Billy McMillon	1	PAW	59-81	.421			
Randy Ready	1	GWN	60-84	.417			
Dave Huppert	1	LHV	58-86	.403			
Pat Kelly	1	LOU	4-6	.400			
David Bell	1	LOU	51-93	.354			
Tom Nieto	2	ROC	98-183	.349			

## - LEADING CANDIDATES - INTERNATIONAL LEAGUE MANAGER OF THE DECADE



**ARNIE BEYELER**  
Pawtucket

2 playoff appearances in two seasons  
2012 Governors' Cup  
.556 regular season winning pct.



**CHARLIE MONTOYO**  
Durham

4 playoff appearances in five seasons  
IL-best fifteen playoff wins  
2013 Governors' Cup  
2010 & 2013 IL Manager of the Year



**AL PEDRIQUE**  
Scranton/Wilkes-Barre

IL-best .623 regular season winning pct.  
2 playoff appearances in two seasons  
2016 Governors' Cup  
2016 & 2017 IL Manager of the Year



**JARED SANDBERG**  
Durham

2017 & 2018 Governors' Cups  
2 playoff appearances in four seasons; 12-5 record  
.533 regular season winning pct.



**MIKE SARBAUGH**  
Columbus

2 Triple-A National Titles in three seasons  
2010 & 2011 Governors' Cups  
2011 IL Manager of the Year  
IL-best .800 postseason winning pct.



**CHRIS TREMIE**  
Columbus

3 playoff appearances in six seasons  
2015 Governors' Cup  
.535 regular season winning pct.

## INTERNATIONAL LEAGUE 2010-19 DECADE STREAKS & HIGHS

- LONGEST GAME (Innings) - 20 Innings - July 25, 2013 at SWB - Scranton/WB def. Toledo, 2-1
- LONGEST GAME (Time) - 6:32 (19 Innings) - August 5, 2012 at TOL - Rochester def. Toledo, 10-9
- LONGEST TEAM WINNING STREAK - 13 Games - April 20 to May 3, 2011 - Columbus
- LONGEST TEAM LOSING STREAK - 15 Games - June 16 to June 30, 2012 - Gwinnett
- SINGLE GAME: MOST RUNS SCORED BY A TEAM - 27 Runs - April 18, 2013 at SYR - Buffalo def. Syracuse, 27-9
- SINGLE GAME: MOST HITS BY A TEAM - 29 Hits - April 18, 2013 at SYR - Buffalo def. Syracuse, 27-9
- SINGLE GAME: MOST HOME RUNS BY A TEAM - 9 HR - April 13, 2019 at ROC - Lehigh Valley def. Rochester, 20-18 (10 Inn).
- LONGEST HITTING STREAK - 28 Consecutive Games - July 6 to August 10, 2016 - Yandy Diaz, Columbus
- LONGEST HOME RUN STREAK - 6 Consecutive Games - July 20 to July 26, 2019 - Chris Owings, Pawtucket
- LONGEST PITCHING WINNING STREAK - 11 Consecutive Games - June 15 to Sept. 1, 2017 - Aaron Slegers, Rochester

### HIGHEST PAID ATTENDANCE - IL REGULAR SEASON GAMES 2010-19

OVERALL	EXCLUDING GAMES IN BUFFALO*
1. 18,025 Durham at Buffalo June 22, 2013	1. 15,250 Columbus at Indianapolis June 22, 2013
18,025 Syracuse at Buffalo June 7, 2014	2. 15,249 Charlotte at Indianapolis July 31, 2015
18,025 Pawtucket at Buffalo Aug. 26, 2013	3. 15,243 Norfolk at Charlotte July 4, 2010
4. 17,600 Columbus at Buffalo July 18, 2015	4. 15,237 Durham at Indianapolis Aug. 15, 2015
17,600 Gwinnett at Buffalo July 23, 2016	5. 15,144 Syracuse at Indianapolis June 27, 2015

\* Sahlen Field/Coca-Cola Field in Buffalo was the site of the 39 highest attended games of the decade in the IL.



INTERNATIONAL LEAGUE'S BIGGEST MLB STARS OF THE DECADE

*Highlighting the League's most accomplished graduates since 2010*

<p><b>RONALD ACUNA, JR.</b> Gwinnett 2017-18</p>   <p>2018 NL Rookie of the Year 2019 NL All-Star 2019 Silver Slugger Award Winner</p>	<p><b>MOOKIE BETTS</b> Pawtucket 2014</p>   <p>2018 AL Most Valuable Player 2016, 2017, 2018, 2019 AL All-Star 2018 AL Batting Champion</p>	<p><b>JACKIE BRADLEY, JR.</b> Pawtucket 2013-15, 2017</p>   <p>2018 AL Championship Series MVP 2016 AL All-Star 2018 Gold Glove Award Winner</p>	<p><b>AROLDIS CHAPMAN</b> Louisville 2010-11, 2014</p>   <p>2012, 2013, 2014, 2015, 2018, 2019 AL/NL All-Star 2019 AL Reliever of the Year Fastest Pitcher in MLB History to 500 SO</p>	<p><b>GERRIT COLE</b> Indianapolis 2012-14, 2016</p>   <p>2015, 2018, 2019 NL/AL All-Star 2019 MLB Strikeout Leader 2019 AL ERA Leader</p>
<p><b>FREDDIE FREEMAN</b> Gwinnett 2010, 2013, 2015, 2017</p>   <p>2013, 2014, 2018, 2019 NL All-Star 2018 Gold Glove Award Winner 2019 Silver Slugger Award Winner</p>	<p><b>BRYCE HARPER</b> Syracuse 2012</p>   <p>2012 NL Rookie of the Year 2015 NL Most Valuable Player 2012, 2013, 2015, 2016, 2017, 2018 NL All-Star</p>	<p><b>JEREMY HELLICKSON</b> Durham 2009-10, 2014</p>   <p>2011 AL Rookie of the Year 2012 Gold Glove Award Winner</p>	<p><b>AARON JUDGE</b> Scranton/Wilkes-Barre 2015-16, 2019</p>   <p>2017 AL Rookie of the Year 2017, 2018 AL All-Star 2017 AL Home Run Leader</p>	<p><b>COREY KLUBER</b> Columbus 2010-13, 2019</p>   <p>2014, 2017 AL Cy Young Award Winner 2016, 2017, 2018 AL All-Star 2017 AL ERA Leader</p>
<p><b>FRANCISCO LINDOR</b> Columbus 2014-15, 2019</p>   <p>2016, 2017, 2018, 2019 AL All-Star 2016, 2019 Gold Glove Award Winner 2017, 2018 Silver Slugger Award Winner</p>	<p><b>STARLING MARTE</b> Indianapolis 2012, 2014, 2017</p>   <p>2016 NL All-Star 2015, 2016 Gold Glove Award Winner</p>	<p><b>WIL MYERS</b> Durham 2013-14</p>   <p>2013 AL Rookie of the Year 2016 NL All-Star</p>	<p><b>GARY SANCHEZ</b> Scranton/Wilkes-Barre 2015-19</p>   <p>2017, 2019 AL All-Star 2017 Silver Slugger Award Winner</p>	<p><b>STEPHEN STRASBURG</b> Syracuse 2010-11, 2015</p>   <p>2019 World Series MVP 2012, 2016, 2017 NL All-Star 2014 NL Strikeouts Leader</p>