



WINTRUST ARENA



# BIG EAST

CONFERENCE



Butler Bulldogs



Creighton Bluejays



DePaul Blue Demons



Georgetown Hoyas



Marquette Golden Eagles



Providence Friars



St. John's Red Storm



Seton Hall Pirates



Villanova Wildcats



Xavier Musketeers



# Table of Contents

## PRIMARY BIG EAST WOMEN'S BASKETBALL CONTACTS

### Butler

Kit Stetzel  
Hinkle Fieldhouse  
Assistant Sports Information Director  
510 W. 49th Street  
Indianapolis, IN 46208  
Office: (317) 940-9994  
Cell Phone: (317) 828-9312  
Email: cbstetze@butler.edu

### Creighton

Glen Sisk  
Associate Director/Athletic Communications  
2500 California Plaza  
Omaha, NE 68178  
Office: (402) 280-2433  
Cell Phone: (402) 515-7528  
Email: glensisk@creighton.edu  
Press Row Phone: (402) 280-5724

### DePaul

Bob Sakamoto  
Assistant Director of Athletics  
Communications  
2323 N. Sheffield Ave, Suite 220  
Chicago, IL 60614  
Office: (773) 325-7525  
Cell Phone: (630) 445-3645  
Fax: (773) 325-7531  
Email: rsakamot@depaul.edu  
Press Row Phone: (773) 325-4901

### Georgetown

Barbara Barnes  
Assistant Director of Athletics  
for Communications  
McDonough Arena  
3700 O Street, NW  
Washington, DC 20057  
Office: (202) 687-7155  
Cell Phone: (703) 716-7760  
Email: bj57@georgetown.edu  
Press Row Phone: 202-687-1581

### Marquette

Megan O'Shea  
Assistant Director of Media Relations  
Al McGuire Center  
770 North 12th Street  
Milwaukee, WI 53233  
Phone: (414) 288-7419  
Fax: (414) 288-6519  
Personal: (812) 369-0311  
Email: megan.oshea@marquette.edu  
Press Row Phone: 414-288-0340

### Providence

Jen Ryneason  
Assistant Athletic Director/Media Relations  
Alumni Hall/Mullaney Gym  
1 Cunningham Square  
Providence, RI 02918  
Office: (401) 865-2208  
Fax: (401) 865-2583  
Cell Phone: (401) 575-7370  
Email: jrynears@providence.edu  
Press Row Phone: 401-865-2810

### St. John's

Victoria Lanza  
Assistant Director, Athletic Communications  
St. John's University Athletics  
Carnesecca Arena 157  
8000 Utopia Parkway  
Queens, NY 11439  
Office: (718) 990-1523  
Cell: (214) 538-1531  
lanzav@mystjohns.edu  
Press Row Phone: (718) 990-5713

### Seton Hall

Matt Sweeney  
Assistant Athletics Director for  
Communications  
400 South Orange Avenue  
South Orange, NJ 07079  
Office: (973) 761-9493  
Cell Phone: (973) 943-8434  
Email: matthewsweeney@shu.edu  
Press Row Phone: (973) 761-1816

### Villanova

Dean Kenefick  
Associate Athletic Director/Communications  
The Pavilion  
Villanova, PA 19085  
Office: (610) 519-6514  
Cell Phone: (610) 308-4395  
Email: dean.kenefick@villanova.edu  
Press Row Phone: 610-519-7290

### Xavier

Greg Lautzenheiser  
Director of Athletic Communications  
3800 Victory Blvd.  
Cincinnati, OH 45207  
Office: (513) 745-3961  
Cell Phone: (419) 605-8512  
Email: lautzenheiserg@xavier.edu

### CONTENTS

2019-20 Notebook	2-7
2020 NCAA Championship Dates/Sites	8
2020 BIG EAST Championship Bracket	8
2019-20 Television Schedule	9
2019-20 Composite Schedule	10-11
BIG EAST Conference Bio	12-13
Commissioner Val Ackerman	14
BIG EAST Digital Network (BEDN)	15

### MEET THE TEAMS

Butler	16-19
Creighton	20-23
DePaul	24-27
Georgetown	28-31
Marquette	32-35
Providence	36-39
St. John's	40-43
Seton Hall	44-47
Villanova	48-51
Xavier	52-55
All-Time Coaches' Records	56

### 2018-19 REVIEW

Final Standings & Postseason Information	58-59
Award Winners	60
BIG EAST vs. Other Conferences	61
Statistical Leaders	62-65
Superlatives	66

### HISTORY

Regular-Season Records	68-69
All-Time Standings	70-73
BIG EAST Career Leaders	74-76
Annual Individual Stat Leaders	77-78
Annual Team Stat Leaders	79-80
Honor Roll	81-83
Weekly Honors	84-87
Year-by-Year Champions	88
All-Time All-Conference	89-92
BIG EAST Championship Results	93-95
BIG EAST in the NCAA Championship	96-100
BIG EAST in the WNIT	101
BIG EAST Players in the WNBA	102
BIG EAST Players in the Olympics	103
Transition Game	104

### CREDITS

The 2019-20 BIG EAST Women's Basketball Media Guide was written and edited by Pamela Flenke. Editorial assistance provided by John Paquette.

### PHOTO CREDITS

School media relations contacts/WNBA Photos/ USA Basketball/NBAE/FIBA/ Getty Images: Andrew D. Bernstein, Nathaniel S. Butler, Jim Rogash and Steve Woltmann.

Special thanks to the school media relations offices for their valuable assistance and cooperation.

## The BIG EAST Conference

**655 Third Avenue**  
**New York, NY 10017**  
**Conference Office Number: 646-663-3444**  
**Communications Number: 646-663-3437**

## BIG EAST Staff (Emails - FirstInitialLastName@bigeast.com)

Commissioner..... Val Ackerman  
Deputy Commissioner and Chief Operating Officer..... Vince Nicastro  
Sr. Associate Commissioner, Broadcasting..... Rick Gentile  
Sr. Associate Commissioner, Men's Basketball..... Stu Jackson  
Sr. Associate Commissioner, Sports Media Relations..... John Paquette  
Sr. Associate Commissioner, Sport Administration and Championships..... Chris Schneider  
Associate Commissioner/SWA, Compliance, Governance and Student-Athlete Development..... Katie Willett  
Associate Commissioner, Women's Basketball..... Tracy Ellis-Ward  
Associate Commissioner, Finance and Budget..... Kevin Flanagan  
Assistant Commissioner, Media Relations and Digital Network Services..... Pamela Flenke  
Assistant Commissioner, Olympic Sports and Marketing Communications..... Kristin Quinn  
Assistant Commissioner, Men's Basketball Operations..... Michael Coyne

Sr. Director, Sport Administration and Championships..... James Greene  
Sr. Director, Sport Administration and Championships..... Tania Kennedy  
Sr. Director, Digital and Social Media..... Bobby Mullen  
Sr. Director, Compliance and Membership Services..... Michael Sainte  
Director of Conference Operations..... Barbara Davis  
Coordinator, Creative Services..... Ben Piascik  
Office Manager and Executive Assistant to Commissioner..... Genelia Santaneli  
Office and Conference Services Assistant..... Hanna Wilson  
Supervisor of Officials, Men's Basketball..... John Cahill  
Supervisor of Officials, Women's Basketball..... Debbie Williamson  
Vice President/General Manager BIG EAST Conference  
Sports Properties, FOX Sports..... Jim Prendergast



## DePaul Unanimously Selected BIG EAST Women's Basketball Preseason Favorite

**Blue Demons Are Coming Off Their Fourth Big East Tournament Title In Six Seasons**

Coming off its fourth BIG EAST Tournament title in the last six seasons, DePaul was unanimously selected as the BIG EAST women's basketball preseason favorite based on a vote by the league's head coaches. The BIG EAST Preseason Coaches' Poll, unveiled at Media Day on Thursday, saw the Blue Demons earn all nine first-place votes and 81 points. St. John's was picked second in the poll with 70 points and garnered the remaining first-place vote, followed by rival Seton Hall in third with 58 points. Creighton rounded out the top four with 50 points.

Coming off trips to the WNIT, Providence and Villanova tied for fifth in the BIG EAST Preseason Coaches' Poll with 44 points apiece. On the heels of its most successful season as a member of the BIG EAST, Butler was slotted seventh with 43 points. A pair of teams under the direction of new head coaches follows as Xavier was picked eighth with 23 points and Marquette was tabbed ninth with 19 points. Georgetown rounded out the poll in 10th with 18 points.

DePaul is the winningest BIG EAST program since realignment, averaging over 15 conference wins per year while showing an .843 winning percentage (91-17) in the last six seasons. The Blue Demons have made 17 consecutive NCAA Tournaments, earning the BIG EAST's automatic bid in four of the last six years by winning the conference championship. DePaul finished 2018-19 with a 26-8 overall record and 14-4 BIG EAST mark. The Blue Demons return three starters and seven letterwinners from that squad, including BIG EAST Tournament Most Outstanding Player Chante Stonewall and all-around standout Kelly Campbell, the lone returning league player with a triple-double to her credit.

St. John's is expected to make the biggest jump from 2018-19 when the Red Storm finished 15-16

overall and tied for eighth in the league standings with a 7-11 record. Slotted to finish second in the BIG EAST in 2019-2020, St. John's returns three starters and seven letterwinners. Included in the group of returners is scoring, steals and assists leader Tiana England. The Red Storm were one of just two teams to have all five starters average double figures in scoring in BIG EAST play, with England going for a team-high 12.0 points along with 23 total steals and 97 assists.

Seton Hall finished 2018-19 tied for eighth with St. John's at 7-11, while going

15-16 overall, bowing out in the first round of the WNIT. BIG EAST Preseason Player of the Year Shadeen Samuels highlights a group of seven returning letterwinners. Samuels won the league's scoring title in 2018-19, averaging 20.2 points per game over 17 BIG EAST contests. The Hall has qualified for the national postseason in five of the last six seasons.

After finishing tied for sixth with Providence at 8-10, Creighton is projected to finish fourth in 2019-20. The Bluejays, who posted a 15-16 overall mark, return nine letterwinners and three starters. Jaylyn Agnew is CU's top returner after averaging 10.4 points and a team-high 7.1 rebounds over 18 BIG EAST contests. The Bluejays were the only team in 2018-19 to beat both regular-season champion Marquette and BIG EAST Tournament champion DePaul.

The Friars turned a corner in 2018-19, posting their most overall wins (19) since 2009-10, and most BIG EAST victories (eight) since 1996-97. Providence earned a national postseason bid for the first time since the 2009-10 season, advancing to the Round of 16 in the WNIT. Four starters are back in 2019-2020, including reigning BIG EAST Freshman of the Year Mary Baskerville.

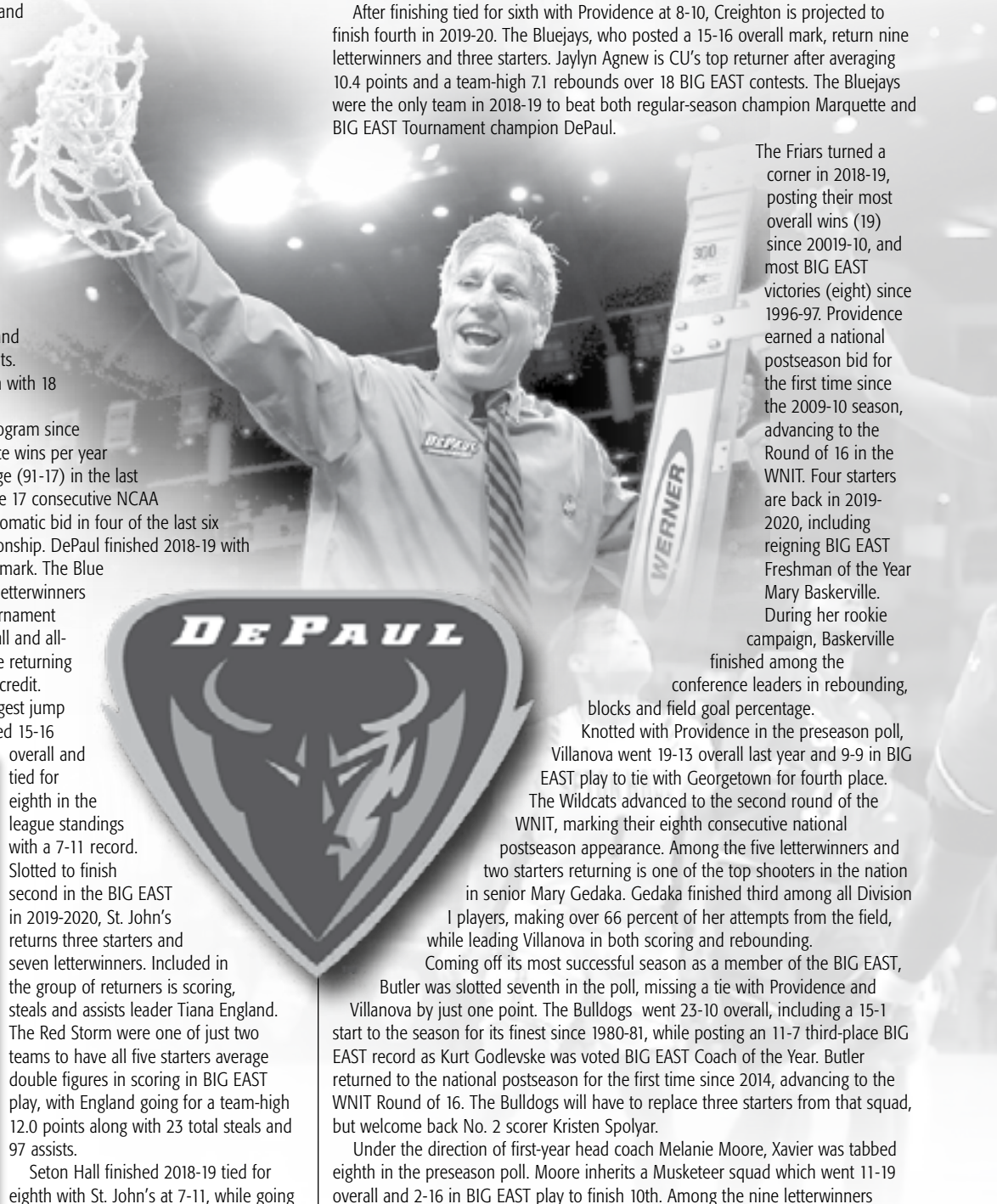
During her rookie campaign, Baskerville finished among the conference leaders in rebounding, blocks and field goal percentage.

Knotted with Providence in the preseason poll, Villanova went 19-13 overall last year and 9-9 in BIG EAST play to tie with Georgetown for fourth place.

The Wildcats advanced to the second round of the WNIT, marking their eighth consecutive national postseason appearance. Among the five letterwinners and two starters returning is one of the top shooters in the nation in senior Mary Gedaka. Gedaka finished third among all Division I players, making over 66 percent of her attempts from the field, while leading Villanova in both scoring and rebounding.

Coming off its most successful season as a member of the BIG EAST, Butler was slotted seventh in the poll, missing a tie with Providence and Villanova by just one point. The Bulldogs went 23-10 overall, including a 15-1 start to the season for its finest since 1980-81, while posting an 11-7 third-place BIG EAST record as Kurt Godlevske was voted BIG EAST Coach of the Year. Butler returned to the national postseason for the first time since 2014, advancing to the WNIT Round of 16. The Bulldogs will have to replace three starters from that squad, but welcome back No. 2 scorer Kristen Spolyar.

Under the direction of first-year head coach Melanie Moore, Xavier was tabbed eighth in the preseason poll. Moore inherits a Musketeer squad which went 11-19 overall and 2-16 in BIG EAST play to finish 10th. Among the nine letterwinners



### BIG EAST Women's Basketball Preseason Coaches' Poll

1.	DePaul (9)	81
2.	St. John's (1)	70
3.	Seton Hall	58
4.	Creighton	50
5.	Providence	44
	Villanova	44
7.	Butler	43
8.	Xavier	23
9.	Marquette	19
10.	Georgetown	18



# Notebook 2019-20

returning is junior Ariana Gray. Gray had a breakout sophomore season, becoming the first Xavier player to win the BIG EAST rebounding title, averaging 12.1 boards over 18 league contests.

Coming off back-to-back regular-season trophies, advancing to three straight BIG EAST Tournament title games and earning three consecutive NCAA Tournament berths, a new-look Marquette team was slotted ninth in the preseason coaches poll. The Golden Eagles look to replace arguably the top class the BIG EAST has seen since conference realignment as all five graduated seniors were 1,000-point scorers, including 2,000-point scorer Allazia Blockton and fellow All-American Natisha Hiedeman. MU is also under the direction of a new head coach as Megan Duffy took the reins this past April. Selena Lott is the top returner for Marquette. The junior was inserted into the starting lineup in 2018-19 after Blockton went down with an injury and went on to average 7.1 points and 3.3 rebounds over 35 appearances.

After an impressive run to the quarterfinals of the 2019 WNIT, Georgetown was picked 10th in the preseason poll. The Hoyas lost Dionna White to graduation, a 2,000-point scorer and one of the top defensive players in BIG EAST history, finishing third all-time in steals. GU's top scorer in BIG EAST play, Dorothy Adomako, also graduated as Georgetown will have to replace four starters. Brianna Jones and Nikola Kovackova each earned starts during the 2018-19 campaign in which GU went 19-16 overall, with Jones being the top returning scorer at 4.3 points per game.



**BIG EAST**  
CONFERENCE





## Wintrust Arena – Home Of The BIG EAST Women's Basketball Tournament

**Wintrust Arena Is Part Of A Plan To Transform The Surrounding Neighborhood Into A Vibrant Entertainment District**

**T**he BIG EAST Women's Basketball Tournament presented by Jeep returns to Wintrust Arena in 2020 for a third consecutive year. In March 2018, the BIG EAST agreed to a three-year deal with Wintrust Arena, keeping the Tournament in the Windy City through at least 2020.

From the renowned architects at Pelli Clark Pelli and Moody Nolan, Wintrust Arena is part of a redevelopment plan to transform the surrounding neighborhood into a vibrant entertainment district. The building's design is contemporary, but it grows

from a study of the adjacent neighborhoods. The arena's main entrance is located on the site's most public spot, at the corner of prominent streets Cermak and Indiana. The building's many transparent façades help to create an architecture of experience in which the activity energy and excitement of the arena is felt around the site on the street.

For the seventh consecutive year, FS1 and FS2 will provide coverage of the BIG EAST Women's Basketball Tournament. FS2 will air the quarterfinal round on March 7, with

games set for noon, 2:30, 6 and 8:30 p.m. CT. FS1 picks up the remainder of the tournament, with the semifinals on March 8 slated for 5 and 7:30 p.m. CT, and the championship game set to tip off at 7 p.m. CT on March 9. The BIG EAST Digital Network will live stream both first round games on March 6, with tip times not yet determined.

**FS1** **FS2**

For the seventh consecutive year, FS1 and FS2 will provide coverage of the BIG EAST Women's Basketball Tournament




### 2020 BIG EAST Women's Basketball Tournament



**Val Ackerman  
Commissioner**

"We are very excited for the BIG EAST Women's Basketball Tournament to return to Wintrust Arena in 2020, a spectacular addition to the Chicago sports and entertainment landscape," said BIG EAST Commissioner Val Ackerman. "We look forward to working with Jean Lenti Ponsetto and her staff at DePaul to produce a first-class event and a memorable experience for our student-athletes, coaches and fans, which will be enhanced by the extraordinary amenities the new arena and the Windy City have to offer. For our supporters watching from home, FS1 and FS2 will again carry live what we know will be another fierce competition."

**Wintrust Arena  
located in  
downtown  
Chicago**





# Preseason Picks

1



**DePaul Blue Demons**  
(9) - 81

2



**St. John's Red Storm**  
(1) - 70

3



**Seton Hall Pirates**  
58

4



**Creighton Bluejays**  
50

5



**Providence Friars**  
44

5



**Villanova Wildcats**  
44

7



**Butler Bulldogs**  
43

8



**Xavier Musketeers**  
23

9



**Marquette Golden Eagles**  
19

10



**Georgetown Hoyas**  
18



## Seton Hall's Samuels Selected BIG EAST Preseason Player of the Year

*Conference Scoring Champion Shadeen Samuels Is The Hall's First Preseason Player Of The Year Since 1988*

**S**eton Hall senior forward Shadeen Samuels was selected 2019-2020 BIG EAST Preseason Player of the Year, as announced by the Conference on Thursday. The reigning BIG EAST scoring champion is the first preseason player of the year from Seton Hall since 1988. Marquette newcomer Jordan King was voted BIG EAST Preseason Freshman of the Year, the first Golden Eagle player to earn the recognition.

Samuels won the BIG EAST scoring title in 2018-19, averaging 20.2 points over 17 conference games. She ranked seventh in rebounding with 8.1 boards per game, while posting five double-doubles in league play. On the year,

Samuels averaged a conference-high 18.3 points over 29 games, along with the fourth-highest rebounding average (8.6). She reached the 20-point mark 10 times and the 30-point threshold twice.



**Jordan King  
Marquette**

Samuels was voted BIG EAST Most Improved Player last season and was an All-BIG EAST First Team selection. The only other BIG EAST Preseason Player of the Year in Seton Hall history was Geraldine Saintilus in 1988. With Myles Powell tabbed the BIG EAST Men's Basketball Preseason Player of the Year, Seton Hall is the first school since Connecticut in 2003 (Emeka Okafor, Diana Taurasi) to sweep both men's and women's preseason major awards.

From Rockton, Ill., King attended Hononegah High School where she scored 2,505 career points to set a NIC-10 Conference record, while also establishing the single-game standard of 39 points. Among her accolades are IBCA First Team All-State for class 3A/4A, AP First Team All-State and News-Gazette First Team All-State. King is one of six freshmen on this year's young Marquette squad.

Seton Hall and Marquette each had an additional player voted to the Preseason All-BIG EAST Team. Junior guard/forward Desiree Elmore represented the Pirates on the squad after averaging 11.7 points, 5.8 rebounds and .534 shooting in 18 conference games in 2018-19. Elmore finished the season on a tear, scoring 15+ points in six of the last nine outings, including three 21+ point games, averaging 14.9 during that stretch. Marquette's top returning scorer, Selena Lott, earned a spot on the Preseason All-BIG EAST Team after starting 15 league contests a year ago and averaging 9.0 points. The junior guard is Marquette's most experienced returner, seeing action in 35 games a year ago and scoring in double figures on 10 occasions.

Expected to be among the top teams in the BIG EAST in 2019-2020, DePaul and St. John's each placed two players on the Preseason All-BIG EAST Team. Reigning BIG EAST Tournament Most Outstanding Player Chante Stonewall was joined on the Preseason All-BIG EAST Team

by fellow Blue Demon Kelly Campbell. Stonewall led DePaul to its fourth BIG EAST Tourney title in the last six seasons and its 17th consecutive NCAA Tournament appearance. She was an All-BIG EAST Second Team selection in 2018-19, averaging 14.3 points, 6.4 rebounds and 1.4 steals. Campbell, the lone active BIG EAST player with a triple-double to her credit, is one the top all-around players in the league. Over 18 BIG EAST games, the senior guard posted the top assist-turnover ratio (4.5), while listing second in assists (4.7) and sixth in rebounding (8.2).

One of four unanimous selections, St. John's redshirt-junior guard Tiana England was the BIG EAST's assists leader in 2018-19, reaching the 10-dime mark three times and averaging 5.7 dishes over 31 appearances. In BIG EAST play, she led the Red Storm in scoring at 12.0 points per game, along with 5.4 assists per contest. She earned All-BIG EAST Honorable Mention accolades. St. John's overall leading scorer, junior guard Qadashah Hoppie (11.6 PPG), also garnered a spot on the Preseason All-BIG EAST Team. Hoppie scored in double figures 18 times last year.

**Shadeen Samuels  
Seton Hall**

An All-BIG EAST Second Team selection a year ago, Villanova senior forward Mary Gedaka was unanimously selected to the Preseason All-BIG EAST Team. Gedaka was one of the top shooters in Division I in 2018-19, finishing third in the NCAA by making over 66 percent of her attempts from the field, while leading Villanova in both scoring (15.3) and rebounding (6.9).

Reigning BIG EAST Freshman of the Year Mary Baskerville was also unanimously selected to the Preseason All-BIG EAST Team. Baskerville boosted Providence to its finest season since 2009-10, including a national postseason berth (WNIT) and its first BIG EAST Tournament victory since 2001. Baskerville, a sophomore forward, is the Friars' top returning scorer (9.4) and rebounder (7.3) and was an uncontested selection to the BIG EAST All-Freshman Team in 2018-19.

Rounding out the Preseason All-BIG EAST Team unanimous selections was Xavier junior forward A'riana Gray. Gray had a breakout year in 2018-19, averaging a double-double both overall (13.9 points, 11.5 rebounds) and in BIG EAST play (13.4 points, 12.1 rebounds). She led the conference in rebounding while also registering a league-best 15 double-doubles. She claimed All-BIG EAST Honorable Mention recognition at season's end.

Butler and Creighton each had representatives on the Preseason All-BIG EAST Team. Senior guard Kristen Spolyar was recognized for the Bulldogs. Spolyar is Butler's top returning scorer, finishing second on the team

in 2018-19 with a 13.0 points per game average over 18 BIG EAST contests. She reached the career 1,000-point mark in Butler's season finale. Senior forward Jaylyn Agnew is Creighton's top returner after averaging 10.4 points and a team-high 7.1 rebounds over 18 BIG EAST contests. Agnew also eclipsed the 1,000-point threshold in her 2018-19 finale.



# Notebook 2019-20



**Kelly Campbell**  
DePaul



**Desiree Elmore**  
Seton Hall

**Qadashah Hoppie**  
St. John's

**Chante Stonewall**  
DePaul



**Kristen Spolyar**  
Butler



**Jaylyn Agnew**  
Creighton

**Mary Gedaka**  
Villanova

**Selena Lott**  
Marquette



**Mary Baskerville**  
Providence



**A'riana Gray**  
Xavier

**Tiana England**  
St. John's

## 2019-20 BIG EAST Preseason Player of the Year

Shadeen Samuels, Seton Hall, Sr., F

## 2019-20 BIG EAST Preseason Freshman of the Year

Jordan King, Marquette, Fr., G

## 2019-20 BIG EAST Preseason All-BIG EAST Team

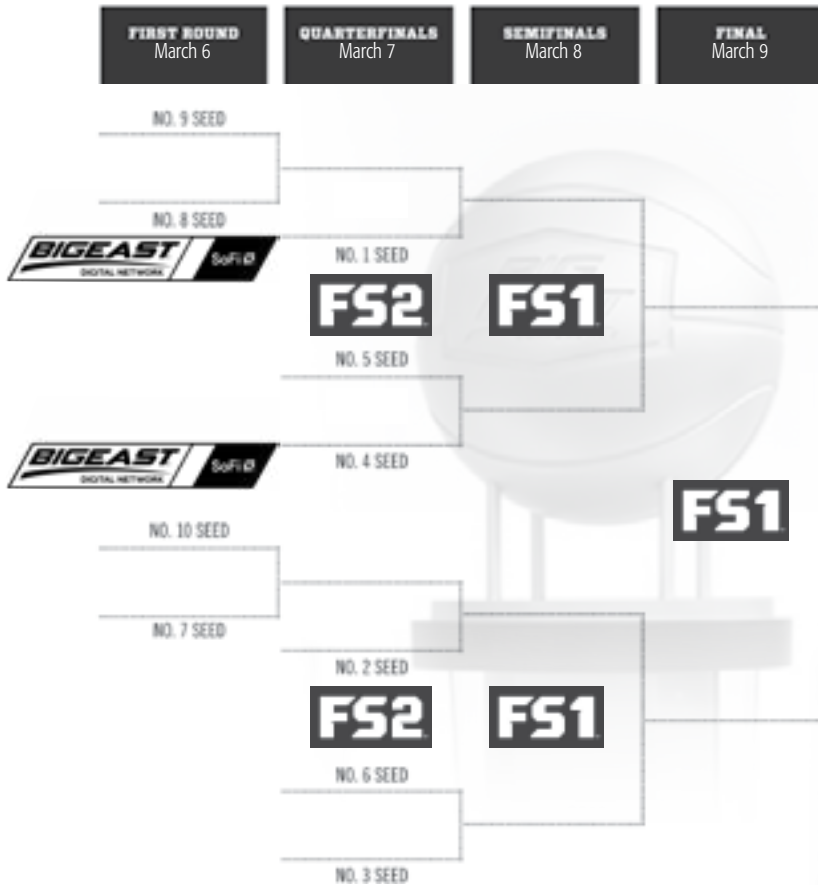
- Kristen Spolyar, Butler, Sr., G
- Jaylyn Agnew, Creighton, Sr., F
- Chante Stonewall, DePaul, Sr., F
- Kelly Campbell, DePaul, Sr., G
- Selena Lott, Marquette, Jr., G
- Mary Baskerville, Providence, So., F\*
- Tiana England, St. John's, R-Jr., G\*
- Qadashah Hoppie, St. John's, Jr., G
- Desiree Elmore, Seton Hall, Jr., G/F
- Mary Gedaka, Villanova, Sr., F\*
- A'riana Gray, Xavier, Jr., F\*

\*Unanimous Selection



# Tournament Schedule

**BIG EAST AND NCAA TOURNAMENTS**



## 2020 BIG EAST Women's Basketball Championship

**March 6-9, 2020**  
**Wintrust Arena in Chicago, Ill.**

## 2020 NCAA Championship – Dates And Sites

### FIRST AND SECOND ROUNDS

#### **MARCH 16-19**

16 Campus Sites

#### **REGIONALS**

#### **MARCH 27 - 30**

##### **Dallas Regional**

Moody Coliseum  
 Dallas, Texas  
 (Host: SMU)

##### **Fort Wayne Regional**

Allen County War Memorial Coliseum  
 Fort Wayne, Indiana  
 (Host: Purdue Fort Wayne)

##### **Greensboro Regional**

Bon Secours Wellness Arena  
 Greenville, South Carolina  
 (Host: Southern Conference)

##### **Portland Regional**

Moda Center  
 Portland Oregon  
 (Host: Oregon State)



### **WOMEN'S FINAL FOUR**

#### **APRIL 3 & 5, 2020**

Smoothie King Center, New Orleans, Louisiana  
 (Hosts: University of New Orleans, Tulane University, and Sun Belt Conference)

### Future Final Four Sites

- 2021 – Alamodome, San Antonio (University of the Incarnate Word, University of Texas at San Antonio, San Antonio Sports)
- 2022 – Target Center, Minneapolis (University of Minnesota, Twin Cities, Sports Minneapolis)
- 2023 – American Airlines Center, Dallas (Big 12 Conference, Dallas Sports Commission)
- 2024 – Quicken Loans Arena, Cleveland (Mid-American Conference, Greater Cleveland Sports Commission)





The BIG EAST Conference 2019-2020 women's basketball schedule, announced on Thursday, tips off Nov. 5-9 for all 10 teams. Conference play will begin on Dec. 29, with all teams playing at least one BIG EAST game prior to the New Year. FS1 and FS2 will air a total of 22 games, including the quarterfinal, semifinal and championship games of the 2020 BIG EAST Tournament at Wintrust Arena in downtown Chicago.

All 10 BIG EAST teams will appear on at least two nationally televised games during regular-season play across the FOX Sports family of networks, while an additional two games will be featured on CBS Sports Network (CBSSN). For the fifth straight year, the BIG EAST Digital Network (BEDN) will air all women's basketball games during conference play that are not scheduled for a television broadcast, for a total of 75 titles.

For the seventh consecutive year, FS1 and FS2 will provide coverage of the BIG EAST Women's Basketball Tournament, with this season's event returning to Wintrust Arena in Chicago for a third consecutive year. FS2 will air the quarterfinal round on March 7, with games set for 1, 3:30, 7 and 9:30 p.m. (ET). FS1 picks up the remainder of the tournament, with the semifinals on March 8 slated for 6 and 8:30 p.m., and the championship game set to tip off at 8 p.m. on March 9. The BIG EAST Digital Network will live stream both first round games on March 6, with tip times not yet determined.

Through the first six seasons as a 10-team league, nine different programs have received bids into the national postseason, including two squads earning NCAA Tournament berths in 2019. The BIG EAST has combined for 16 NCAA invites over the last six seasons. Since conference realignment, 23 teams have qualified for the WNIT, including Georgetown in 2019, when the Hoyas marched on to the quarterfinal round. Four teams carry multi-year national postseason streaks into the 2019-2020 season led by DePaul's 20-year postseason run, which includes 17 consecutive NCAA appearances, along with Villanova (eight years) Georgetown (four years) and Marquette (three years).

The Conference is in the seventh year of its multi-year contract with FOX Sports, which has exclusive television rights to all BIG EAST competitions. Two non-conference games are included in this year's television lineup, in what will be a preview of things to come. Seton

Hall will host Connecticut on Dec. 5 at 6:30 p.m. ET on FS1, before DePaul welcomes the Huskies to Wintrust Arena on Dec. 16, which is set for an 8 p.m. tipoff on FS1. It was announced this summer that 11-time NCAA Champion UConn would rejoin the BIG EAST beginning in the 2020-2021 season.

Conference play tips off on FS1 when Providence, coming off its most successful season since 2009-10, travels to Villanova on Dec. 29 at 4 p.m. Less than a week later, the Friars return to the national stage when they host reigning and four-time BIG EAST Tournament champion DePaul on Jan. 3. Tipoff between the Blue Demons and PC is set for 6:30 p.m. on FS2.

Two days later, Villanova and St. John's meet at 2 p.m., in the first of four nationally televised games for each squad. The pair will tangle on CBS Sports Network, one of two BIG EAST games airing on CBSSN this season. The second CBSSN contest features Providence at Creighton on Jan. 11, set for a noon tipoff.

Under the direction of first-year head coach Melanie Moore, Xavier makes its national television debut Jan. 10 on FS2 at 6:30 p.m., when the Musketeers travel to Georgetown. St. John's returns on Jan. 12 when the Red Storm travel to Chicago to face DePaul. Expected to be two of the BIG EAST's top contenders in 2019-20, they tipoff at 1 p.m. on FS1.

The other new head coach in the BIG EAST this season, Megan Duffy and Marquette make their first appearance on Jan. 17 at Butler in a game airing on FS2 at 6:30 p.m. The Golden Eagles have won at least a share of back-to-back BIG EAST regular-season titles and have made three straight NCAA Tournament appearances.

Two BIG EAST women's basketball games will air live on Jan. 26, beginning at 1 p.m. on FS2 when Providence hosts Xavier. Coverage continues at 6:30 p.m. on FS1 when longtime rivals St. John's and Seton Hall meet in South Orange, N.J. The following two televised games will also feature the Pirates, starting with their tilt at Georgetown on Jan. 31 (7 p.m., FS2) and followed by a home contest against Marquette on Feb. 7 (7 p.m., FS2).

Butler returns to TV on Feb. 9 at 3 p.m., when the Bulldogs host Villanova in a game airing on FS2. The Bulldogs had their most successful season since joining the BIG EAST in 2018-19, beginning the year 15-1 and advancing to the Round of 16 of the WNIT.

Creighton will be featured in two of the final three televised game of the year – beginning on Feb. 14 when the Bluejays host St. John's at 7 p.m. on FS2. Creighton begins the final weekend of the regular season on FS1 when Villanova travels to Omaha on Feb. 28, with tipoff set for 7 p.m. The final

televised game of the regular season features the headline matchup of the last three seasons – DePaul at Marquette on March 1 at 3 p.m. The game will air on FS2. DePaul or Marquette have won at least a share of the BIG EAST regular-season title in all six seasons since conference realignment, and one of them have won five of the last six BIG EAST Tournament titles.

The BIG EAST Digital Network will provide coverage of 75 additional women's basketball conference games. BEDN launched in September 2014 as a streaming-only offering of 225 live regular season and championship events annually for the BIG EAST Conference. SoFi became the presenting sponsor of BEDN in 2017-18.

Announced this fall, BEDN continued its relationship with Caffeine, a recently launched social broadcasting platform for live sports, gaming, and esports, as a distributor of Women's Basketball and Olympic sports championships and events. The BIG EAST has a dedicated channel on Caffeine, [www.Caffeine.tv/BEDN](http://www.Caffeine.tv/BEDN), where fans can find all BEDN content. In addition to appearing on Caffeine, all BEDN events will be co-streamed on YouTube via the conference's main channel, [www.youtube.com/BIGEASTConference](http://www.youtube.com/BIGEASTConference), and Twitter on the main BIG EAST handle, @BIGEAST.

## 2019-20 BIG EAST Women's Basketball Television Schedule

Date	Visiting Team	Home Team	Location	Time (EST)	TV
Thursday, Dec. 5	Connecticut	Seton Hall	South Orange, N.J.	6:30 PM	FS1
Monday, Dec. 16	Connecticut	DePaul	Chicago, Ill.	8:00 PM	FS1
Sunday, Dec. 29	Providence	Villanova	Villanova, Pa.	4:00 PM	FS1
Friday, Jan. 3	DePaul	Providence	Providence, R.I.	6:30 PM	FS2
Sunday, Jan. 5	Villanova	St. John's	Queens, N.Y.	2:00 PM	CBSSN
Friday, Jan. 10	Xavier	Georgetown	Washington, D.C.	6:30 PM	FS2
Saturday, Jan. 11	Providence	Creighton	Omaha, Neb.	12:00 PM	CBSSN
Sunday, Jan. 12	St. John's	DePaul	Chicago, Ill.	1:00 PM	FS1
Friday, Jan. 17	Marquette	Butler	Indianapolis, Ind.	6:30 PM	FS2
Sunday, Jan. 26	Xavier	Providence	Providence, R.I.	1:00 PM	FS2
Sunday, Jan. 26	St. John's	Seton Hall	South Orange, N.J.	6:30 PM	FS1
Friday, Jan. 31	Seton Hall	Georgetown	Washington, D.C.	7:00 PM	FS2
Friday, Feb. 7	Marquette	Seton Hall	South Orange, N.J.	7:00 PM	FS2
Sunday, Feb. 9	Villanova	Butler	Indianapolis, Ind.	3:00 PM	FS2
Friday, Feb. 14	St. John's	Creighton	Omaha, Neb.	7:00 PM	FS2
Friday, Feb. 28	Villanova	Creighton	Omaha, Neb.	7:00 PM	FS1
Sunday, Mar. 1	DePaul	Marquette	Milwaukee, Wis.	3:00 PM	FS2
Saturday, Mar. 7	BIG EAST Tournament Quarterfinals		Chicago, Ill.	1 p.m.	FS2
Saturday, Mar. 7	BIG EAST Tournament Quarterfinals		Chicago, Ill.	3:30 p.m.	FS2
Saturday, Mar. 7	BIG EAST Tournament Quarterfinals		Chicago, Ill.	7 p.m.	FS2
Saturday, Mar. 7	BIG EAST Tournament Quarterfinals		Chicago, Ill.	9:30 p.m.	FS2
Sunday, Mar. 8	BIG EAST Tournament Semifinals		Chicago, Ill.	6 p.m.	FS1
Sunday, Mar. 8	BIG EAST Tournament Semifinals		Chicago, Ill.	8:30 p.m.	FS1
Monday, Mar. 9	BIG EAST Tournament Final		Chicago, Ill.	8 p.m.	FS1

**CBSSN – CBS Sports Network**



# 2019-20 Composite Schedule

## NOVEMBER

Day	Date	Teams	Time (ET)	Event/Network
Tue.	5	Morgan State at MARQUETTE	12:30 p.m.	
Tue.	5	GEORGETOWN at Davidson	7 p.m.	
Tue.	5	PROVIDENCE at Yale	7 p.m.	
Tue.	5	CREIGHTON at Nebraska-Omaha	8 p.m.	
Tue.	5	ST. JOHN'S at St. Bonaventure	TBD	
Wed.	6	Sacred Heart at SETON HALL	7 p.m.	
Wed.	6	George Washington at VILLANOVA	7 p.m.	
Thu.	7	Utah at XAVIER	7 p.m.	
Thu.	7	St. Francis (N.Y.) at MARQUETTE	8 p.m.	
Fri.	8	DePAUL vs Miami (OH)	5:30 p.m.	
Sat.	9	Wagner at BUTLER	12 p.m.	
Sat.	9	PROVIDENCE at UMass	2 p.m.	
Sat.	9	James Madison at VILLANOVA	7 p.m.	
Sat.	9	Fairfield at SETON HALL	11 a.m.	
Sun.	10	Illinois State at MARQUETTE	3 p.m.	
Mon.	11	DePAUL vs TBD - WNIT	8 p.m.	
Tue.	12	Richmond at GEORGETOWN	7 p.m.	
Tue.	12	VCU at SETON HALL	7 p.m.	
Tue.	12	South Dakota State at CREIGHTON	8 p.m.	
Wed.	13	Detroit Mercy at BUTLER	7 p.m.	
Wed.	13	Lafayette at ST. JOHN'S	7 p.m.	
Wed.	13	PROVIDENCE at Hartford	7 p.m.	
Thu.	14	VILLANOVA at American	7 p.m.	
Thu.	14	XAVIER at Temple	7 p.m.	
Thu.	14	Northwestern at MARQUETTE	8 p.m.	
Thu.	14	DePAUL vs TBD - WNIT	TBD	
Fri.	15	Princeton at SETON HALL	7 p.m.	
Sat.	16	XAVIER at Rider	12 p.m.	
Sat.	16	GEORGETOWN at Pittsburgh	1 p.m.	
Sat.	16	CREIGHTON at Drake	TBD	
Sun.	17	Boston College at PROVIDENCE	1 p.m.	
Sun.	17	SETON HALL at Saint Joseph's	2:30	
Sun.	17	VILLANOVA at Fordham	5 p.m.	
Sun.	17	Eastern Kentucky at BUTLER	6 p.m.	
Sun.	17	DePAUL vs TBD - WNIT	TBD	
Sun.	17	ST. JOHN'S at James Madison	TBD	
Mon.	18	North Dakota State at CREIGHTON	7 p.m.	
Tue.	19	MARQUETTE at Green Bay	8 p.m.	
Wed.	20	IUPUI at BUTLER	7 p.m.	
Wed.	20	PROVIDENCE at Monmouth	7 p.m.	
Wed.	20	XAVIER at Ball State	11:30 a.m.	
Thu.	21	JMU at GEORGETOWN	7 p.m.	
Thu.	21	Manhattan at VILLANOVA	7 p.m.	
Fri.	22	DePAUL vs Arkansas State	12 p.m.	
Fri.	22	Wake Forest at ST. JOHN'S	7:30 p.m.	
Fri.	22	SETON HALL at Lehigh	TBD	
Sat.	23	Wright State at XAVIER	2 p.m.	
Sat.	23	BUTLER at Ball State	TBD	
Sat.	23	DePAUL vs TBD	TBD	
Sun.	24	GEORGETOWN at George Washington	2 p.m.	
Sun.	24	UMass Lowell at PROVIDENCE	6 p.m.	
Sun.	24	VILLANOVA at Georgia	6 p.m.	
Sun.	24	CREIGHTON at Nebraska	TBD	
Mon.	25	UMass at ST. JOHN'S	7 p.m.	
Mon.	25	Mississippi State at MARQUETTE	8 p.m.	
Tue.	26	Wisconsin-Milwaukee at DePAUL	5:30 p.m.	
Thu.	28	SETON HALL vs Georgia Tech	5:15 p.m.	
Thu.	28	CREIGHTON vs West Virginia	6:30 p.m.	
Fri.	29	MARQUETTE vs Saint Mary's College	5 p.m.	
Fri.	29	GEORGETOWN vs Loyola Marymount	6:30 p.m.	
Fri.	29	CREIGHTON vs Temple	9 p.m.	
Fri.	29	BUTLER vs TBD - Daytona Tour.	TBD	
Fri.	29	SETON HALL vs TBD - Junkanoo Jam	TBD	
Sat.	30	MARQUETTE vs Tulsa	3 p.m.	
Sat.	30	GEORGETOWN vs Fresno State	4 p.m.	
Sat.	30	ST. JOHN'S vs IUPUI	5:30 p.m.	
Sat.	30	BUTLER vs TBD - Daytona Tournament	TBD	

## DECEMBER

Day	Date	Teams	Time (ET)	Event/Network
Sun.	1	XAVIER at Robert Morris	12 p.m.	
Sun.	1	DePAUL at Northwestern	TBD	
Sun.	1	ST. JOHN'S vs TBD - Lady Rebel Round-Up	TBD	
Wed.	4	CREIGHTON at South Dakota	8 p.m.	
Wed.	4	VILLANOVA at Drexel	TBD	
Thu.	5	UConn at SETON HALL	6:30 p.m.	FS1
Fri.	6	Colorado at XAVIER	7 p.m.	
Fri.	6	GEORGETOWN at Columbia	11 a.m.	
Fri.	6	ST. JOHN'S at Yale	TBD	
Sat.	7	PROVIDENCE vs Bryant	12 p.m.	
Sat.	7	Saint Joseph's at VILLANOVA	1 p.m.	
Sat.	7	DePAUL at Green Bay	2 p.m.	
Sun.	8	Akron at BUTLER	2 p.m.	
Sun.	8	Northern Iowa at CREIGHTON	2 p.m.	
Sun.	8	TBD - Eastern Kentucky at XAVIER	2 p.m.	
Sun.	8	GEORGETOWN at Fordham	2 p.m.	
Sun.	8	MARQUETTE at Milwaukee	3 p.m.	
Sun.	8	PROVIDENCE vs TBD - Ocean State Tournament	TBD	
Sun.	8	SETON HALL at Iona	TBD	
Mon.	9	Army at ST. JOHN'S	7 p.m.	
Tue.	10	VILLANOVA at Temple	TBD	
Wed.	11	Indiana at BUTLER	7 p.m.	
Wed.	11	DePAUL at Notre Dame	TBD	
Sat.	14	Wichita State at CREIGHTON	2 p.m.	
Sat.	14	Rider at GEORGETOWN	2 p.m.	
Sat.	14	Cincinnati at XAVIER	2 p.m.	
Sat.	14	Alabama State at DePAUL	4:30 p.m.	
Sun.	15	High Point at BUTLER	2 p.m.	
Sun.	15	ST. JOHN'S at Florida State	TBD	
Mon.	16	UConn at DePAUL	8 p.m.	FS1
Mon.	16	PROVIDENCE at Utah	TBD	
Tue.	17	MARQUETTE at South Dakota State	8 p.m.	
Wed.	18	PROVIDENCE vs New Mexico	9 p.m.	
Thu.	19	PROVIDENCE vs Ball State	6:30 p.m.	
Fri.	20	Lafayette at SETON HALL	12 p.m.	
Fri.	20	CREIGHTON at Arizona State	4 p.m.	
Fri.	20	PROVIDENCE vs Loyola Marymount	6:30 p.m.	
Fri.	20	DePAUL at Loyola Chicago	8 p.m.	
Fri.	20	Fairfield at ST. JOHN'S	TBD	
Fri.	20	XAVIER vs Florida	TBD	
Sat.	21	GEORGETOWN at UMS	2 p.m.	
Sat.	21	Belmont at MARQUETTE	3 p.m.	
Sat.	21	VILLANOVA at La Salle	TBD	
Sat.	21	XAVIER vs Northwestern	TBD	
Sun.	22	Purdue Fort Wayne at BUTLER	2 p.m.	
Sun.	29	SETON HALL at BUTLER	2 p.m.	BEDN
Sun.	29	CREIGHTON at GEORGETOWN	2 p.m.	BEDN
Sun.	29	ST. JOHN'S at XAVIER	2 p.m.	BEDN
Sun.	29	PROVIDENCE at VILLANOVA	4 p.m.	FS1
Sun.	29	MARQUETTE at DePAUL	5 p.m.	BEDN
Tue.	31	PROVIDENCE at GEORGETOWN	1 p.m.	BEDN
Tue.	31	CREIGHTON at VILLANOVA	1 p.m.	BEDN
Tue.	31	SETON HALL at XAVIER	1 p.m.	BEDN
Tue.	31	ST. JOHN'S at BUTLER	4 p.m.	BEDN

*BIG EAST* games in CAPS  
All dates and times (Eastern) are subject to change



# 2019-20 Composite Schedule

## JANUARY

Day	Date	Teams	Time (ET)	Event/Network
Fri.	3	VILLANOVA at SETON HALL	1 p.m.	BEDN
Fri.	3	DePAUL at PROVIDENCE	6:30 p.m.	FS2
Fri.	3	GEORGETOWN at ST. JOHN'S	7 p.m.	BEDN
Fri.	3	MARQUETTE at CREIGHTON	8 p.m.	BEDN
Sat.	4	BUTLER at XAVIER	2 p.m.	BEDN
Sun.	5	MARQUETTE at PROVIDENCE	1 p.m.	BEDN
Sun.	5	GEORGETOWN at SETON HALL	1 p.m.	BEDN
Sun.	5	DePAUL at CREIGHTON	2 p.m.	BEDN
Sun.	5	VILLANOVA at ST. JOHN'S	2 p.m.	CBSN
Fri.	10	XAVIER at GEORGETOWN	6:30 p.m.	FS2
Fri.	10	SETON HALL at DePAUL	8 p.m.	BEDN
Fri.	10	ST. JOHN'S at MARQUETTE	8 p.m.	BEDN
Fri.	10	BUTLER at VILLANOVA	11:30 a.m.	BEDN
Sat.	11	PROVIDENCE at CREIGHTON	12 p.m.	CBSN
Sun.	12	ST. JOHN'S at DePAUL	1 p.m.	FS1
Sun.	12	XAVIER at VILLANOVA	1 p.m.	BEDN
Sun.	12	BUTLER at GEORGETOWN	2 p.m.	BEDN
Sun.	12	SETON HALL at MARQUETTE	3 p.m.	BEDN
Wed.	15	Penn at VILLANOVA	7 p.m.	
Fri.	17	MARQUETTE at BUTLER	6:30 p.m.	FS2
Fri.	17	DePAUL at XAVIER	7 p.m.	BEDN
Fri.	17	PROVIDENCE at ST. JOHN'S	11 a.m.	BEDN
Fri.	17	CREIGHTON at SETON HALL	11 a.m.	BEDN
Sat.	18	GEORGETOWN at VILLANOVA	6 p.m.	BEDN
Sun.	19	PROVIDENCE at SETON HALL	1 p.m.	BEDN
Sun.	19	DePAUL at BUTLER	2 p.m.	BEDN
Sun.	19	CREIGHTON at ST. JOHN'S	2 p.m.	BEDN
Sun.	19	MARQUETTE at XAVIER	2 p.m.	BEDN
Fri.	24	GEORGETOWN at MARQUETTE	12:30 p.m.	BEDN
Fri.	24	BUTLER at PROVIDENCE	7 p.m.	BEDN
Fri.	24	XAVIER at CREIGHTON	8 p.m.	BEDN
Fri.	24	VILLANOVA at DePAUL	8 p.m.	BEDN
Sun.	26	BUTLER at CREIGHTON	1 p.m.	BEDN
Sun.	26	XAVIER at PROVIDENCE	1 p.m.	FS2
Sun.	26	GEORGETOWN at DePAUL	3 p.m.	BEDN
Sun.	26	VILLANOVA at MARQUETTE	3 p.m.	BEDN
Sun.	26	ST. JOHN'S at SETON HALL	6:30 p.m.	FS1
Fri.	31	XAVIER at BUTLER	7 p.m.	BEDN
Fri.	31	SETON HALL at GEORGETOWN	7 p.m.	FS2
Fri.	31	ST. JOHN'S at VILLANOVA	7 p.m.	BEDN
Fri.	31	CREIGHTON at DePAUL	8 p.m.	BEDN
Fri.	31	PROVIDENCE at MARQUETTE	8 p.m.	BEDN

## FEBRUARY

Day	Date	Teams	Time (ET)	Event/Network
Sun.	2	SETON HALL at VILLANOVA	1 p.m.	BEDN
Sun.	2	PROVIDENCE at DePAUL	2 p.m.	BEDN
Sun.	2	ST. JOHN'S at GEORGETOWN	2 p.m.	BEDN
Sun.	2	CREIGHTON at MARQUETTE	3:00	BEDN
Fri.	7	GEORGETOWN at BUTLER	7 p.m.	BEDN
Fri.	7	DePAUL at ST. JOHN'S	7 p.m.	BEDN
Fri.	7	MARQUETTE at SETON HALL	7 p.m.	FS2
Fri.	7	VILLANOVA at XAVIER	7 p.m.	BEDN
Sat.	8	CREIGHTON at PROVIDENCE	1 p.m.	BEDN
Sun.	9	DePAUL at SETON HALL	1 p.m.	BEDN
Sun.	9	MARQUETTE at ST. JOHN'S	2 p.m.	BEDN
Sun.	9	GEORGETOWN at XAVIER	2 p.m.	BEDN
Sun.	9	VILLANOVA at BUTLER	3 p.m.	FS2
Fri.	14	ST. JOHN'S at CREIGHTON	7 p.m.	FS2
Fri.	14	BUTLER at DePAUL	8 p.m.	BEDN
Fri.	14	XAVIER at MARQUETTE	8 p.m.	BEDN
Fri.	14	SETON HALL at PROVIDENCE	11:30 a.m.	BEDN
Sun.	16	ST. JOHN'S at PROVIDENCE	1 p.m.	BEDN
Sun.	16	SETON HALL at CREIGHTON	2 p.m.	BEDN
Sun.	16	VILLANOVA at GEORGETOWN	2 p.m.	BEDN
Sun.	16	XAVIER at DePAUL	3 p.m.	BEDN
Sun.	16	BUTLER at MARQUETTE	3 p.m.	BEDN
Fri.	21	CREIGHTON at BUTLER	7 p.m.	BEDN
Fri.	21	DePAUL at GEORGETOWN	7 p.m.	BEDN
Fri.	21	MARQUETTE at VILLANOVA	7 p.m.	BEDN
Fri.	21	PROVIDENCE at XAVIER	11:30 a.m.	BEDN
Sat.	22	SETON HALL at ST. JOHN'S	2 p.m.	BEDN
Sun.	23	DePAUL at VILLANOVA	1 p.m.	BEDN
Sun.	23	PROVIDENCE at BUTLER	2 p.m.	BEDN
Sun.	23	MARQUETTE at GEORGETOWN	2 p.m.	BEDN
Sun.	23	CREIGHTON at XAVIER	2 p.m.	BEDN
Fri.	28	VILLANOVA at CREIGHTON	7 p.m.	FS1
Fri.	28	GEORGETOWN at PROVIDENCE	7 p.m.	BEDN
Fri.	28	BUTLER at ST. JOHN'S	7 p.m.	BEDN
Fri.	28	XAVIER at SETON HALL	7 p.m.	BEDN

## MARCH

Day	Date	Teams	Time (ET)	Event/Network
Sun.	1	VILLANOVA at PROVIDENCE	1 p.m.	BEDN
Sun.	1	BUTLER at SETON HALL	1 p.m.	BEDN
Sun.	1	GEORGETOWN at CREIGHTON	2 p.m.	BEDN
Sun.	1	XAVIER at ST. JOHN'S	2 p.m.	BEDN
Sun.	1	DePAUL at MARQUETTE	3 p.m.	FS2





# The BIG EAST Conference



**T**hrough the first six years in its configuration of 10 outstanding and nationally acclaimed institutions, the BIG EAST Conference has established itself as one of the nation's exceptional Conferences and a leader in collegiate athletics.

Dynamic leadership has been a staple of the BIG EAST throughout its history. The conference turned "40" on May, 29, 2019, and has always taken a proactive role on many fronts. The 2018-19 academic year proved no different.

The BIG EAST secured its agreement with Madison Square Garden to assure the league will play its men's basketball tournament at the World's Most Famous Arena for the next 10 years.

The University of Connecticut, a member of the conference from 1979 to 2013, was readmitted to the BIG EAST. UConn, which will begin competing in the league again in 2020-21, brings a rich history of academic and athletic excellence. The Huskies' women's basketball program won eight of its 11 national championships as a BIG EAST member. The men's team won three national titles under the BIG EAST umbrella and an additional crown in 2014.

The BIG EAST Conference was chosen by USA Basketball to represent the United States at the 2019 Pan American Games in Lima, Peru. It marked the first time a team from a single Division I conference represented the U.S. in the sport of men's basketball in Pan American Games competition. The team exceeded



expectations by winning a bronze medal.

In the arena and on the playing fields, the BIG EAST has produced 11 national champions over the past six academic years. Six BIG EAST teams have captured national titles, including two in men's basketball.

BIG EAST student-athletes also have won national championships in five individual events.

In the classroom, a record 67 BIG EAST athletic programs were recognized in 2018-19 by the NCAA with Public Recognition Awards for outstanding academic achievement in the previous academic year. By percentage, Villanova led all schools nationally for a second straight year with 77 percent of its squads receiving recognition. BIG EAST schools also produced seven CoSIDA Academic All-Americans.



Val Ackerman, who previously served as founding President of the WNBA, President of USA Basketball and U.S. representative to the International Basketball Federation (FIBA), was named the BIG EAST's fifth Commissioner in

2013. Under her leadership, the BIG EAST has maintained its reputation for achievement at the highest levels and has continued to be influential on the national collegiate landscape, with numerous conference and campus administrators currently serving on important NCAA committees.

Ackerman is one of the few sports executives who has held leadership positions in both men's and women's sports at the collegiate, professional, national

team and international level.

In 2013, the BIG EAST began a new era by returning to its basketball-centric heritage. The league's 10 member schools—Butler University, Creighton University, DePaul University, Georgetown University, Marquette University, Providence College, St. John's University, Seton Hall University, Villanova University, and Xavier University—adhere to an unwavering commitment to academic integrity, athletic excellence and community service.

In December of 2012, DePaul, Georgetown, Marquette, Providence, St. John's, Seton Hall and Villanova, announced their intention to separate from the conference's FBS football-playing schools and form an independent association. The seven schools reached an agreement to retain the BIG EAST





# 40 Years of Leadership

name and assume the conference's long-term pact with Madison Square Garden to host the BIG EAST Men's Basketball Tournament. The schools also announced the addition of three distinguished institutions – Butler, Creighton and Xavier – and forged a landmark, long-term broadcast partnership with FOX Sports. The BIG EAST moved its headquarters from its original location in Providence, R.I., to midtown Manhattan in New York City. The new era officially began on July 1, 2013.

The BIG EAST has been lauded as a leader in innovative concepts, particularly television, and that reputation continues with the conference's relationship with FOX Sports. The BIG EAST has enjoyed a successful multi-year partnership with FOX Sports and its national cable network FS1. FOX's comprehensive coverage of BIG EAST men's basketball includes the broadcast of all regular-season games on FOX, FS1, FS2 or FOX Regional Networks, as well as the BIG EAST Tournament at Madison Square Garden, college basketball's longest-running postseason conference tourney held at the same venue.

BIG EAST institutions are located in seven of the nation's 36 largest media markets, including New York, Chicago, Philadelphia, Washington, D.C., Indianapolis, Milwaukee and Cincinnati.

FOX Sports platforms carry complete coverage of women's basketball regular-season play and the BIG EAST Women's Basketball Tournament. Every Olympic sport championship is also carried on a network or digital platform.

The BIG EAST has also increased the visibility of its school programs with the BIG EAST Digital Network (BEDN). In 2014-15, the league became the first collegiate conference to be hosted on the FOX Sports mobile platform. For the fifth straight year, BEDN aired 225 live events with an emphasis on women's basketball, soccer and Olympic sport regular-season and championship events.

Founded in 1979 by Dave Gavitt, the former Providence men's basketball coach and athletic director, the BIG EAST Conference became a reality in May of 1979. Providence, St. John's, Georgetown, Syracuse, Seton Hall, Connecticut and Boston College formed the original seven-school alliance, and the conference became an immediate national power in men's basketball. While the composition of the BIG EAST has evolved, the focus of its schools has not changed, reflecting a tradition of emphasizing academic strength and fair play.

To complement its athletic successes, the conference launched BIG EAST Serves in 2014 to align with the service missions of the member institutions. Initiatives housed under the BIG EAST Serves umbrella, the BIG EAST Career Consortium and the national partnership with the It's On Us campaign against campus sexual assaults, reflect the conference's commitment to developing the complete BIG EAST student-athlete and making a positive contribution to campus communities and the conference's headquarters in New York. The BIG EAST annually hosts a Well Being Forum to help provide institutional personnel with information, insights and basic training so they can better

support the mental and physical health of their student-athletes.

The BIG EAST and Commissioner Ackerman have taken a leadership role in an initiative created by the Vatican's Pontifical Council for Culture to focus on how sport and faith can drive positive social change. Ackerman was a

delegate at the inaugural Vatican conference and has served on an advisory committee to develop the framework and content for the initiative.

The BIG EAST hosts Freshmen Fundamentals, a unique program designed to assist men's basketball student-athletes in the transition from high school to college and the elite level of BIG EAST basketball. The league hosts Transition Game for women's basketball, which assists women's basketball student-athletes in the transition from

college player to emerging professional on and off the court.

BIG EAST institutions boast high graduation rates for their student-athletes, and the league has always been able to boast that many of its best athletes are also its best students. Creighton volleyball's Taryn Kloth and Marquette basketball's Allazia Blockton were the conference nominees for the 2019 NCAA Woman of the Year award.

The conference, which crowns champions in 22 sports, had league teams earn a total of 18 NCAA team berths and 23 individual NCAA invitations in 2018-19. In men's basketball, all 10 teams participated in the postseason for the first time in conference history. Men's basketball teams have earned 32 NCAA invitations in six years, averaging 5.3 per season.

Current BIG EAST men's basketball programs have enjoyed extraordinary success. Villanova has won NCAA Championships in 2018, 2016 and 1985. Georgetown and Marquette also have won the national title. Butler, DePaul, Providence, St. John's and Seton Hall have all made the Final Four. The BIG EAST placed three men's basketball teams in the 1985 Final Four – Georgetown, St. John's and Villanova—the only time this has occurred in NCAA history. Over the past 16 years, Butler, Georgetown, Marquette and Villanova have reached the Final Four, with Villanova making three trips and Butler two. Xavier has advanced to the Elite Eight three times.

The BIG EAST has achieved recent success in other sports as well. A BIG EAST team has won the NCAA women's cross country championship four of the last 10 years (Villanova twice, Providence and Georgetown once), with one runner-up finish (Providence). Creighton men's soccer has advanced to the NCAA College Cup twice in the last six seasons and Providence made it in 2014. Georgetown's women's soccer team reached the College Cup in 2018 and 2016. As an affiliate member in field hockey, Connecticut has won three national championships in six years. Denver, as affiliate member in men's lacrosse, won the NCAA crown in 2015.

In the 40 years since the original league opened its doors, BIG EAST teams have won 41 national championships in eight different sports with 145 student-athletes winning individual national titles in the league's history.

## HOME OF THE BIG EAST





# Commissioner Val Ackerman

Val Ackerman was named the fifth Commissioner of the Big East Conference on June 26, 2013. She was the founding President of the Women's National Basketball Association (WNBA) and a past President of USA Basketball, which oversees the U.S. men's and women's Olympic basketball program. She has had a long and accomplished career in the sports industry and is one of the few sports executives who has held leadership positions in both men's and women's sports at the collegiate, professional, national team and international levels.

In 2016, Val was recognized by Sports Business Journal as one of the 50 most influential people in the sports business and received the Women's Sports Foundation's Billie Jean King Contribution Award for significant contributions to the development and advancement of women's sports.

Val attended the University of Virginia as one of the school's first female student-athlete scholarship recipients. She was a four-year starter, three-time captain and two-time Academic All-American for the Cavaliers' women's basketball team and the first 1,000-point scorer in the program's history. She graduated with high distinction with a degree in political and social thought in 1981 and played one year of professional basketball in France before earning a law degree from UCLA in 1985.

Val started her legal career as a corporate and banking associate at the New York law firm of Simpson Thacher & Bartlett and joined the National Basketball Association as a staff attorney in 1988. She was as an executive at the NBA for eight years, serving as Special Assistant to NBA Commissioner David Stern and Director (and later) Vice President of Business Affairs before being named the WNBA's first President in 1996. She guided the league to a much-heralded launch in 1997 and headed its day-to-day operations for its first eight seasons.

In 2005, Val was elected President of USA Basketball for the 2005-08 term, leading the organization to an overall competitive record of 222-23 and gold medal performances by the U.S. men's and women's basketball teams at the 2008 Olympics in Beijing. She was one of the NBA's original appointees to the USA Basketball Board of Directors in 1989 and served as an

organizational liaison with USAB during the early years of NBA participation in FIBA competitions, including the 1992 and 1996 Olympics and 1994 World Championships. A USA Basketball Board member for 23 years, Val played a key role in the long-standing success of the U.S. women's national basketball team program, which won gold medals at the 1998, 2002 and 2010 FIBA World

Championships and the 1996, 2000, 2004, 2008 and 2012 Olympic Games. In 2013, Val was named the recipient of USA Basketball's Edward S. Steitz Award, which recognizes outstanding contributions in international basketball.

Val also served two terms (2006-10 and 2010-2014) as the U.S. representative for men's and women's basketball on the Central Board of the International Basketball Federation (FIBA), the sport's world governing body. She was a member of FIBA's Competition Commission and served on the Central Board of FIBA Americas, FIBA's zone authority for North, Central and South America.

Val is a member of the NCAA Men's Basketball Oversight Committee and is on the Board of Directors of Women Leaders in College Sports, which recognized her as Conference Administrator of the Year in 2018. She is also on the Board of Directors of the Women's Basketball Hall of Fame, which inducted her as a contributor in 2011, and is a Lifetime Trustee of the Naismith Memorial Basketball Hall of Fame, which presented her with the John Bunn Lifetime Achievement Award in 2008. She has done consulting work for the National Hockey League, which she assisted in formulating a long-term plan to support women's ice hockey, and the NCAA, for which she prepared a comprehensive white paper in 2013 on growth strategies for women's college basketball. She also worked as a free-lance columnist for espnw.com, where she authored a series of articles on the subject of women and sports and participated as a member of the espnw Advisory Board.

Val's accomplishments in the sports business have earned her numerous awards, including the University of Virginia's Distinguished Alumna Award; the March of Dimes Sports Achievement Award; induction into the GTE Academic All-America Hall of Fame; the Girls Scouts of America National Women of Distinction Juliette Award; the NOW Legal Defense and Education Fund Equal Opportunity Award; inclusion on the Atlantic Coast Conference's 50th Anniversary Women's Basketball team; induction into the International Scholar-Athlete Hall of Fame; the Women's Basketball Coaches Association President's Citation; the NCAA Silver Anniversary Award; the International Olympic Committee Women and Sport Achievement Diploma; the Sports Business Journal Champions in Sports Business Award; inclusion as a Women's Sports Foundation/ESPN 40 for 40 Honoree; induction into the National Consortium for Academics and Sports Hall of Fame; the Women in Sports and Events (WISE) 20th Anniversary Women of Distinction Award; the Arthur Ashe Institute for Urban Health Sports Ball Award; the Marquette School of Law Master of the Game Award; and the Emily Couric Leadership Award.

Val is married to Charlie Rappaport, a retired tax partner of Simpson Thacher & Bartlett. They have two daughters, Emily (a 2014 graduate of Yale) and Sally (a 2017 graduate of Wesleyan).



# BIG EAST Digital Network

The BIG EAST Digital Network (BEDN) Presented by SoFi has continued its relationship with Caffeine, a recently launched social broadcasting platform for live sports, gaming, and esports, as a distributor of Women's Basketball and Olympic sports championships and events for 2019-20. The BIG EAST has a dedicated channel on Caffeine, [www.Caffeine.tv/BEDN](http://www.Caffeine.tv/BEDN), where fans can find all BEDN content.

BIG EAST women's soccer kicks off the September slate of games on Sunday, September 15 with a non-league matchup between Georgetown and West Virginia. On Friday, September 20, BIG EAST men's soccer league play

outdoor track & field, men's and women's swimming and diving and, for the first time this year, men's and women's tennis. SoFi became the presenting sponsor of BEDN in 2017-18.

Additionally, BEDN content is available for fans to live host their own streams on Caffeine. The platform easily allows anyone, from dedicated fans to experienced broadcasters, to create their own interactive live streams featuring television and digital content. Starting a broadcast is a simple process that requires no special software or experience, only a smartphone or browser and webcam. All live streams are discoverable on Caffeine and can



**BEDN launched in September 2014 as a streaming-only offering of 225 live regular season and championship events annually for the BIG EAST Conference.**

debuts with all five games on BEDN.

The women's basketball schedule was announced on September 12.

In addition to appearing on Caffeine, all BEDN events will be co-streamed on YouTube via the conference's main channel, [www.youtube.com/BIGEASTConference](http://www.youtube.com/BIGEASTConference), and Twitter on the main BIG EAST handle, @BIGEAST.

FOX Sports, the BIG EAST's national media partner, is a major investor in Caffeine. Still in pre-release, Caffeine, features an expanding catalog of sports, gaming and esports content that is live streamed on the site. In addition to the website, Caffeine offers mobile apps that are available to download on App Store and Google Play.

Fans who follow the BIG EAST Digital Network on Caffeine can receive push notifications when the content goes live. Additionally, the BIG EAST social platforms will promote tune-ins on the main @BIGEAST Twitter handle.

Caffeine carried BEDN's spring 2019 championship events, which included women's lacrosse, softball, outdoor track & field and baseball.

BEDN launched in September 2014 as a streaming-only offering of 225 live regular season and championship events annually for the BIG EAST Conference, spanning women's basketball, men's and women's soccer, volleyball, field hockey, men's and women's lacrosse, softball and baseball. Additionally, BEDN produces live championship coverage for indoor and

be joined by anybody. Unlike other platforms, Caffeine streams prioritize conversations between friends, so the chat feels more personal.

#### **About the BIG EAST**

The BIG EAST Conference is an association of ten nationally prominent colleges and universities that foster healthy athletic competition, community service and the pursuit of excellence in academic environments. The athletic programs of BIG EAST institutions provide national-caliber participation opportunities for more than 3,727 student-athletes on over 180 men's and women's teams in 22 sports. Established in 1979 and headquartered in New York City, the BIG EAST's members are located in seven of the country's top 36 largest media markets and include Butler University, Creighton University, DePaul University, Georgetown University, Marquette University, Providence College, St. John's University, Seton Hall University, Villanova University and Xavier University. For more information, visit [www.bigeast.com](http://www.bigeast.com).

#### **About Caffeine**

Caffeine is a new kind of broadcast company. Its mission is to build the leading product and community for social broadcasting. Caffeine is backed by \$146M in three rounds of funding led by FOX, Andreessen Horowitz, and Greylock Partners. For more information, visit [www.caffeine.tv](http://www.caffeine.tv).







# Butler

## QUICK FACTS

Location ..... Indianapolis, Ind. 46208  
 Nickname ..... Bulldogs  
 Colors ..... Blue & White  
 Enrollment ..... 4,726 (undergraduates)  
 Director of Athletics ..... Barry Collier  
 Home Court ..... Hinkle Fieldhouse (9,100)  
 Press Row Phone ..... (317) 940-9817  
 2018-19 Overall Record: ..... 23-10  
 2018-19 BIG EAST Record/Finish: ..... 11-7/3rd  
 Letterwinners Returning/Lost: ..... 9/4  
 Starters Returning/Lost: ..... 2/3

## COACHING STAFF

Head Coach ..... Kurt Godlevske  
 Alma Mater ..... Northern Michigan '94  
 Assistant Coach ..... John Marcum (Oklahoma Baptist '97)  
 Assistant Coach ..... Kierra McCleary (North Alabama '11)  
 Assistant Coach ..... Gabe Henry (Missouri Valley)  
 Director of Operations ..... Jamie Ingram

## SPORTS INFORMATION

Basketball Office Phone: ..... (317) 940-9692  
 SID Contact: ..... Kit Stetzel  
 Office Phone: ..... (317) 940-9994  
 Cell Phone: ..... (317) 828-9312  
 E-mail Address: ..... cbstetze@butler.edu  
 Web Address: ..... www.butlersports.com



**BARRY COLLIER**  
 Director of Athletics



**KURT GODLEVSKE**  
 Head Coach



**KIT STETZEL**  
 Assistant Sports  
 Information Director

## SHAE BREY



### DID YOU KNOW?

The Bulldogs play their home games in historic Hinkle Fieldhouse, which, at the time of construction in 1928, was the largest basketball arena in the United States. Hinkle underwent renovations in 2014 which included remodeled coaching offices, chair-back seating and a new scoreboard.





# KRISTEN SPOLYAR

# SCHEDULE

## November

Date	Day	Opponent	Time	Network TV
2	Sat.	Indianapolis	2 p.m.	
9	Sat.	Wagner	Noon	
13	Wed.	Detroit Mercy	7 p.m.	
17	Sun.	Eastern Kentucky	6 p.m.	
20	Wed.	IUPUI	7 p.m.	
23	Sat.	at Ball State	1 p.m.	
29	Fri.	at Daytona Tournament	TBD	
30	Sat.	at Daytona Tournament	TBD	

## December

8	Sun.	Akron	2 p.m.	
11	Wed.	Indiana	7 p.m.	
15	Sun.	High Point	2 p.m.	
22	Sun.	Purdue Fort Wayne	2 p.m.	
29	Sun.	SETON HALL	2 p.m.	BEDN
31	Tues.	ST. JOHN'S	4 p.m.	BEDN

## January

4	Sat.	at XAVIER	2 p.m.	BEDN
10	Fri.	at VILLANOVA	11:30 a.m.	BEDN
12	Sun.	at GEORGETOWN	2 p.m.	BEDN
17	Fri.	MARQUETTE	6:30 p.m.	FS2
19	Sun.	DePAUL	2 p.m.	BEDN
24	Fri.	at PROVIDENCE	7 p.m.	BEDN
26	Sun.	at CREIGHTON	1 p.m.	BEDN
31	Fri.	XAVIER	7 p.m.	BEDN

## February

7	Fri.	GEORGETOWN	7 p.m.	BEDN
9	Sun.	VILLANOVA	3 p.m.	FS2
14	Fri.	at DePAUL	8 p.m.	BEDN
16	Sun.	at MARQUETTE	3 p.m.	BEDN
21	Fri.	CREIGHTON	7 p.m.	BEDN
23	Sun.	PROVIDENCE	2 p.m.	BEDN
28	Fri.	at ST. JOHN'S	7 p.m.	BEDN

## March

1	Sun.	at SETON HALL	1 p.m.	BEDN
---	------	---------------	--------	------

All dates are subject to change  
BIG EAST games in all CAPS



## ROSTER

NO.	NAME	POS.	CL.	HT.	HOMETOWN/ PREVIOUS SCHOOL
1	Jamilyn Robinson	G	So.	5-10	Gonzales, La./Ascension Christian
2	Genesis Parker	G	R-Jr.	5-8	Bristow, Va./Stonewall Jackson/Cincinnati
3	N'Dea Flye	G	Jr.	5-8	Wichita Falls, Texas/ Oregon City (Ore.)/Northwest Tech
5	Emilia Sexton	G	So.	5-4	Louisville, Ky./Male
10	Naira Caceres	G/F	R-Jr.	6-1	Las Palmas de Gran Canaria (Spain)/ C.B. Islas Canarias/Maine
11	Tenley Dowell	G	Fr.	6-0	Morton, Ill./Morton
12	Ashanti Thomas	C	R-Sr.	6-4	Lexington, Ky./Lafayette/Penn State
14	Sarah Humphrey	G/F	Sr.	6-0	Crete, Ill./Crete-Monee
15	Oumou Toure	G	Fr.	5-11	Kennewich, Wash./Kamiakin
20	Jaia Alexander	G	R-Jr.	5-11	Baltimore, Md./ Roland Park Country School/Clemson
21	Upe Atosu	G	Jr.	5-9	Edo State, Nigeria/Scholars Imperial/ Lafayette CC
22	Katherine Strong	G	R-Sr.	5-11	Chicago Heights, Ill./Bloom/VCU
23	Shae Brey	F	Sr.	6-0	Altoona, Wis./Eau Claire Regis
24	Kristen Spolyar	G	Sr.	5-10	Lebanon, Ind./Lebanon
25	Ellen Ross	F	So.	5-11	Fort Wayne, Ind./Bishop Dwenger

**Head Coach: Kurt Godlevske**  
**Assistant Coach: John Marcum**  
**Assistant Coach: Kierra McCleary**  
**Assistant Coach: Gabe Henry**  
**Director of Basketball Operations: Jamie Ingram**





# Butler

## HEAD COACH KURT GODLEVSKE



### PROFILE: Hired at Butler on May 6, 2014

**Personal** – Married (Beth) with two daughters (Corrin and Katie) and one son (Noah).

**Education** – B.S. in Physical Education and Health, Northern Michigan (1994); M.S., University of Indianapolis (2004)

**Playing File** – Northern Michigan (1990-94)

**Coaching File** – Assistant Coach, Lake Superior State (1994-96); Assistant Coach, Butler (2013-14)

**Highlights** – Godlevske joined Butler's staff as an assistant coach in the spring of 2013, after spending seven years as girls' head coach at Bedford North Lawrence High School. He guided the Lady Stars to a 120-41 record, including a perfect 28-0 mark and the IHSAA Class 4A Girls' Basketball State Championship in 2013. He also was part of an Indiana boys' state championship staff as a volunteer coach at Lawrence North High School in 2004. An all-state high school player in L'Anse, Mich., Godlevske played basketball at Northern Michigan University, and then started his collegiate coaching career at NCAA Division II Lake Superior State University, where he posted a 35-19 record in two years. After a few years out of

coaching, he returned as head coach of his alma mater in L'Anse, leading the school to a 40-9 record in two seasons before taking over at Bedford North Lawrence. Godlevske was named interim head coach of the Butler women's team on April 23 and had the interim tag removed less than two weeks later.

In his first season with the Bulldogs, Butler surprised everyone after getting picked 10th in the BIG EAST Preseason Poll and finishing fifth, winning eight-straight conference games which included wins over Creighton and at St. John's. Godlevske led Butler to its first ever BIG EAST Tournament win in 2016 as the Bulldogs upset higher-seeded Xavier in the First Round. Butler has advanced out of the First Round in three consecutive seasons, including 2018's overtime win over Providence.

Godlevske was voted BIG EAST Coach of the Year in 2019 as the Bulldogs had their most successful season since joining the league. Predicted to finish seventh in the preseason poll, Butler finished third – their highest since joining the conference – and qualified for the WNIT, advancing to the Round of 16.

### GODLEVSKE'S YEAR-BY-YEAR HISTORY

Year	School	Overall	BIG EAST	BIG EAST Tournament	NCAA Postseason	WNIT Postseason
2014-15	Butler	14-16	10-8 (t-5th)	0-1		
2015-16	Butler	10-21	4-14 (9th)	1-1		
2016-17	Butler	6-25	2-16 (10th)	1-1		
2017-18	Butler	15-17	6-12 (8th)	1-1		
2018-19	Butler	23-10	11-7 (3rd)	0-1		2-1
<b>CAREER</b>	<b>5 years</b>	<b>68-89</b>	<b>33-57</b>	<b>3-5</b>		<b>2-1</b>
		<b>.433</b>	<b>.367</b>	<b>.375</b>		<b>.667</b>

### GODLEVSKE'S RECORD

#### Career Record (5 years)

68-89 (.433)

#### Butler Record (5 years)

68-89 (.433)

#### BIG EAST Regular Season Record (5 years)

33-57 (.367)

#### BIG EAST Tournament Record (5 appearances)

3-5 (.375)

#### NCAA Record

n/a

#### WNIT Record (1 appearance)

2-1 (.667)

### BUTLER IN THE BIG EAST

	Overall	BIG EAST	Reg. Seas. Finish
2013-14	15-16	10-8	6th
2014-15	14-16	10-8	tied-5th
2015-16	10-21	4-14	9th
2016-17	6-25	2-16	10th
2017-18	15-17	6-12	8th
2018-19	23-10	11-7	3rd





# RESULTS & STATISTICS

<b>RECORD:</b>	<b>OVERALL</b>	<b>HOME</b>	<b>AWAY</b>	<b>NEUTRAL</b>	<b>ATTENDANCE SUMMARY</b>	<b>GAMES</b>	<b>TOTALS</b>	<b>AVG/GAME</b>
All Games	23-10	14-4	7-5	2-1	HOME	18	16219	901
Conference	11-7	5-4	6-3	0-0	AWAY	12	16871	1406
Non-Conference	12-3	9-0	1-2	2-1	NEUTRAL	3	2493	831
					<b>TOTAL</b>	<b>33</b>	<b>35583</b>	<b>1078</b>

Date	Time	Opponent	Score	Attend.	High Points	High Rebounds	Date	Time	Opponent	Score	Attend.	High Points	High Rebounds
11/09/18	12 p.m.	EASTERN ILLINOIS	W 72-37	282	(16)Schickel,Tori	(12)Schickel,Tori	02/15/19	7 p.m.	* CREIGHTON	W 66-46	882	(13)Spolyar,Kristen	(7)Schickel,Tori
11/13/18	7 p.m.	MURRAY STATE	W 86-65	484	(24)Jennings,Whitney	(10)Schickel,Tori	02/17/19	2 p.m.	* PROVIDENCE	63-66 LOT	1618	(23)Jennings,Whitney	(19)Schickel,Tori
11/17/18	2 p.m.	WESTERN ILLINOIS	W 92-51	479	(17)Schickel,Tori	(10)Brey,Shae	02/22/19	7 p.m.	* at Marquette	W 61-57	2003	(19)Schickel,Tori	(10)Brey,Shae
11/20/18	12 p.m.	UMASS LOWELL	W 89-36	461	(17)Weaver,Michelle	(10)Schickel,Tori	02/24/19	2 p.m.	* at DePaul	62-76 L	2165	(14)Schickel,Tori	(6)Schickel,Tori
11/25/18	2 p.m.	ILLINOIS STATE	W 58-56	611	(17)Jennings,Whitney	(8)Schickel,Tori	03/01/19	7 p.m.	* GEORGETOWN	42-72 L	935	(9)Spolyar,Kristen	(6)Schickel,Tori
12/02/18	2 p.m.	BALL STATE	W 64-47	1524	(20)Jennings,Whitney	(12)Schickel,Tori						(9)Caceres,Naira	
12/05/18	7 p.m.	at Indiana	46-66 L	3652	(13)Schickel,Tori	(13)Schickel,Tori	03/03/19	2 p.m.	* VILLANOVA	WOT 62-60	1012	(22)Spolyar,Kristen	(9)Schickel,Tori
					(13)Jennings,Whitney							(9)Brey,Shae	
12/08/18	2 p.m.	at Akron	W 63-47	565	(20)Spolyar,Kristen	(12)Schickel,Tori	03/10/19	8:30 p.m.	vs Creighton	51-60 L	2164	(16)Schickel,Tori	(9)Brey,Shae
12/17/18	7 p.m.	INDIANA STATE	W 72-49	789	(16)Jennings,Whitney	(9)Schickel,Tori	03/21/19	7 p.m.	NORTHEASTERN	W 89-72	437	(29)Jennings,Whitney	(10)Schickel,Tori
12/20/18	12:15 p.m.	vs Ohio State	W 66-53	250	(25)Weaver,Michelle	(6)Schickel,Tori	03/23/19	7 p.m.	KENT STATE	W 70-52	747	(23)Jennings,Whitney	(11)Schickel,Tori
12/21/18	12:15 p.m.	vs Eastern Michigan	W 73-63	79	(15)Schickel,Tori	(7)Schickel,Tori	03/28/19	7 p.m.	at Cincinnati	65-72 L	2450	(25)Jennings,Whitney	(11)Schickel,Tori
					(15)Weaver,Michelle		02/15/19	7 p.m.	* CREIGHTON	W 66-46	882	(13)Spolyar,Kristen	(7)Schickel,Tori
12/29/18	8 p.m.	* at Villanova	W 63-55	641	(22)Schickel,Tori	(12)Brey,Shae	02/17/19	2 p.m.	* PROVIDENCE	63-66 LOT	1618	(23)Jennings,Whitney	(19)Schickel,Tori
12/31/18	1 p.m.	* at Georgetown	W 59-50	345	(23)Jennings,Whitney	(12)Brey,Shae	02/22/19	7 p.m.	* at Marquette	W 61-57	2003	(19)Schickel,Tori	(10)Brey,Shae
01/04/19	7 p.m.	* SETON HALL	W 62-59	781	(19)Schickel,Tori	(11)Schickel,Tori	02/24/19	2 p.m.	* at DePaul	62-76 L	2165	(14)Schickel,Tori	(6)Schickel,Tori
01/06/19	1 p.m.	* ST. JOHN'S	W 66-45	858	(23)Spolyar,Kristen	(6)Spolyar,Kristen	03/01/19	7 p.m.	* GEORGETOWN	42-72 L	935	(9)Spolyar,Kristen	(6)Schickel,Tori
01/11/19	7:03 p.m.	* at Xavier	W 63-41	761	(20)Jennings,Whitney	(8)Spolyar,Kristen						(9)Caceres,Naira	
1/18/19	11:30 a.m.	* at Providence	68-74 LO3	1112	(25)Jennings,Whitney	(12)Schickel,Tori	03/03/19	2 p.m.	* VILLANOVA	WOT 62-60	1012	(22)Spolyar,Kristen	(9)Schickel,Tori
01/20/19	2:03 p.m.	* at Creighton	W 75-43	1083	(23)Strong,Katherine	(12)Schickel,Tori						(9)Brey,Shae	
01/25/19	7 p.m.	* DEPAUL	78-86 L	1758	(22)Spolyar,Kristen	(10)Schickel,Tori	03/10/19	8:30 p.m.	vs Creighton	51-60 L	2164	(16)Schickel,Tori	(9)Brey,Shae
01/27/19	2 p.m.	* MARQUETTE	58-87 L	1437	(13)Spolyar,Kristen	(6)Brey,Shae	03/21/19	7 p.m.	NORTHEASTERN	W 89-72	437	(29)Jennings,Whitney	(10)Schickel,Tori
02/01/19	7:03 p.m.	* at St. John's	WOT 73-68	750	(29)Jennings,Whitney	(9)Schickel,Tori	03/23/19	7 p.m.	KENT STATE	W 70-52	747	(23)Jennings,Whitney	(11)Schickel,Tori
02/03/19	1 p.m.	* at Seton Hall	62-83 L	1344	(14)Spolyar,Kristen	(10)Schickel,Tori	03/28/19	7 p.m.	at Cincinnati	65-72 L	2450	(25)Jennings,Whitney	(11)Schickel,Tori
02/08/19	7 p.m.	* XAVIER	W 63-38	1124	(18)Spolyar,Kristen	(9)Schickel,Tori							

\* indicates conference game

### PLAYERS RETURNING

No.	Player	GP	GS	Min	Avg	TOTAL			3-PTS			REBOUNDS														
						FG	FGA	Pct	3FG	FGA	Pct	FT	FTA	Pct	Off	Def	Tot	Avg	PF	FO	A	TO	Blk	Stl	Pts	Avg
24	Spolyar,Kristen Conference-Only...	33	33	1018	30.8	146	411	.355	47	179	.263	97	120	.808	28	129	157	4.8	88	2	57	97	6	49	436	13.2
		18	18	582	32.3	76	229	.332	28	107	.262	54	63	.857	9	87	96	5.3	52	2	29	49	1	22	234	13.0
22	Strong,Katherine Conference-Only...	20	18	335	16.8	65	130	.500	5	17	.294	15	25	.600	28	46	74	3.7	46	2	18	34	2	16	150	7.5
		9	9	189	21.0	46	87	.529	5	14	.357	10	15	.667	15	26	41	4.6	22	1	9	10	2	8	107	11.9
23	Brey,Shae Conference-Only...	33	13	764	23.2	66	123	.537	4	10	.400	22	35	.629	58	122	180	5.5	66	2	37	41	17	29	158	4.8
		18	9	462	25.7	41	78	.526	4	5	.800	13	19	.684	32	76	108	6.0	35	1	16	25	9	15	99	5.5
10	Caceres,Naira Conference-Only...	33	1	609	18.5	62	148	.419	10	52	.192	23	42	.548	20	95	115	3.5	35	0	33	51	7	32	157	4.8
		18	0	343	19.1	42	95	.442	4	25	.160	12	24	.500	13	57	70	3.9	17	0	21	27	3	17	100	5.6
12	Thomas,Ashanti Conference-Only...	12	1	130	10.8	24	44	.545	0	0	.000	2	2	1.000	7	19	26	2.2	21	1	4	20	4	2	50	4.2
		2	0	7	3.5	0	1	.000	0	0	.000	0	0	.000	1	2	3	1.5	2	0	0	3	0	0	0	0.0
05	Sexton,Emilia Conference-Only...	22	0	141	6.4	17	42	.405	12	37	.324	0	1	.000	2	7	9	0.4	15	0	8	12	1	7	46	2.1
		9	0	44	4.9	7	12	.583	5	10	.500	0	1	.000	0	3	3	0.3	6	0	1	4	0	2	19	2.1
01	Robinson,Jamilyn Conference-Only...	17	0	60	3.5	6	19	.316	3	11	.273	3	3	1.000	3	8	11	0.6	8	0	3	15	0	0	18	1.1
		8	0	21	2.6	1	4	.250	0	3	.000	2	2	1.000	1	2	3	0.4	2	0	0	4	0	0	4	0.5
14	Humphrey,Sarah Conference-Only...	24	0	155	6.5	7	22	.318	0	1	.000	3	4	.750	5	17	22	0.9	27	0	8	16	9	6	17	0.7
		11	0	72	6.5	1	10	.100	0	1	.000	2	2	1.000	1	6	7	0.6	11	0	2	10	4	0	4	0.4
25	Ross,Ellen Conference-Only...	25	0	96	3.8	2	11	.182	1	1	1.000	10	14	.714	5	9	14	0.6	22	0	4	9	0	0	15	0.6
		13	0	50	3.8	2	6	.333	1	1	1.000	1	2	.500	1	3	4	0.3	13	0	2	5	0	0	6	0.5

### PLAYERS NOT RETURNING

No.	Player	GP	GS	Min	Avg	TOTAL			3-PTS			REBOUNDS														
						FG	FGA	Pct	3FG	FGA	Pct	FT	FTA	Pct	Off	Def	Tot	Avg	PF	FO	A	TO	Blk	Stl	Pts	Avg
15	Jennings,Whitney Conference-Only...	33	33	1188	36.0	168	433	.388	85	248	.343	89	102	.873	10	98	108	3.3	61	0	70	70	1	57	510	15.5
		18	18	686	38.1	84	242	.347	41	139	.295	54	61	.885	7	59	66	3.7	31	0	32	43	1	23	263	14.6
34	Schickel,Tori Conference-Only...	33	33	1126	34.1	160	330	.485	0	1	.000	94	148	.635	122	176	298	9.0	80	2	74	101	48	50	414	12.5
		18	18	659	36.6	85	186	.457	0	0	.000	48	78	.615	70	86	156	8.7	47	1	32	67	22	26	218	12.1
11	Weaver,Michelle Conference-Only...	33	33	1092	33.1	86	197	.437	25	87	.287	31	52	.596	26	71	97	2.9	99	2	147	70	11	107	228	6.9
		18	18	635	35.3	34	84	.405	9	37	.243	15	28	.536	12	37	49	2.7	53	2	80	41	5	60	92	5.1
04	Buford,Taylor Conference-Only...	9	0	44	4.9	0	6	.000	0	1	.000	3	4	.750	4	3	7	0.8	4	0	3	5	2	1	3	0.3
		0	0	0	0.0	0	0	.000	0	0	.000	0	0	.000	0	0	0	0.0	0	0	0	0	0	0	0	0.0
TM	TEAM..... Conference-Only...														86	65	151	4.6	0			15			0	
															48	37	85	4.7	0			8			0	
<b>Total.....</b>		<b>33</b>				<b>809</b>	<b>1916</b>	<b>.422</b>	<b>192</b>	<b>645</b>	<b>.298</b>	<b>392</b>	<b>552</b>	<b>.710</b>	<b>404</b>	<b>865</b>	<b>1269</b>	<b>38.5</b>	<b>572</b>	<b>11</b>	<b>466</b>	<b>556</b>	<b>108</b>	<b>356</b>	<b>2202</b>	<b>66.7</b>
<b>Conference-Only...</b>		<b>18</b>				<b>419</b>	<b>1034</b>	<b>.405</b>	<b>97</b>	<b>342</b>	<b>.284</b>	<b>211</b>	<b>295</b>	<b>.715</b>	<b>210</b>	<b>481</b>	<b>691</b>	<b>38.4</b>	<b>291</b>	<b>7</b>	<b>224</b>	<b>296</b>	<b>47</b>	<b>173</b>	<b>1146</b>	<b>63.7</b>
Opponents.....		33				667	1804	.370	2																	





# Creighton

## QUICK FACTS

Location: ..... Omaha, Neb. 68178  
 Nickname: ..... Bluejays  
 Colors: ..... Blue & White  
 Enrollment: ..... 8,821  
 Director of Athletics: ..... Bruce Rasmussen  
 Home Court: ..... D.J. Sokol Arena (2,500)  
 Press Row Phone: ..... (402) 280-5724  
 2018-19 Overall Record: ..... 15-16  
 2018-19 BIG EAST Record/Finish: ..... 8-10/T-6th  
 Letterwinners Returning/Lost: ..... 9/4  
 Starters Returning/Lost: ..... 3/2

## COACHING STAFF

Head Coach: ..... Jim Flanery  
 Alma Mater: ..... Creighton, '87  
 Assistant Coach: ..... Chevelle Saunsoc (Creighton 2010)  
 Assistant Coach: ..... Linda Sayavongchanh (Drake 2007)  
 Assistant Coach: ..... Carli Tritz (Creighton 2014)  
 Director of Operations: ..... Jenny Vickers (Creighton 2003)  
 Program Advisor for Women's Basketball: ..... Connie Yori

## SPORTS INFORMATION

Basketball Office Phone: ..... (402) 280-2720  
 SID Contact: ..... Glen Sisk  
 Office Phone: ..... (402) 280-2433  
 Cell Phone: ..... (402) 515-7528  
 E-mail Address: ..... glensisk@creighton.edu  
 Web Address: ..... www.gocreighton.com



**BRUCE RASMUSSEN**  
*Director of Athletics*



**JIM FLANERY**  
*Head Coach*



**GLEN SISK**  
*Associate Director/Athletic Communications*



**TEMI CARDA**

### DID YOU KNOW?

The Bluejays have connected from long range in 368 consecutive games. During head coach Jim Flanery's 546 games at the helm, Creighton has been held scoreless from long range just once.



# TATUM REMBAO

# SCHEDULE

## November

Date	Day	Opponent	Time	Network TV
5	Tues.	at Nebraska-Omaha	8 p.m.	
12	Tues.	South Dakota State	8 p.m.	
16	Sat.	at Drake	TBD	
18	Mon.	North Dakota State	7 p.m.	
24	Sun.	at Nebraska	3 p.m.	
28	Thurs.	Cancun Challenge – West Virginia	6:30 p.m.	
29	Fri.	Cancun Challenge – Temple	9 p.m.	

## December

4	Wed.	at South Dakota	8 p.m.	
8	Sun.	Northern Iowa	2 p.m.	
14	Sat.	Wichita State	2 p.m.	
20	Fri.	at Arizona State	4 p.m.	
29	Sun.	at GEORGETOWN	2 p.m.	BEDN
31	Tues.	at VILLANOVA	1 p.m.	BEDN

## January

3	Fri.	MARQUETTE	8 p.m.	BEDN
5	Sun.	DePAUL	2 p.m.	BEDN
11	Sat.	PROVIDENCE	12 p.m.	CBSSN
17	Fri.	at SETON HALL	TBD	BEDN
19	Sun.	at ST. JOHN'S	2 p.m.	BEDN
24	Fri.	XAVIER	8 p.m.	BEDN
26	Sun.	BUTLER	1 p.m.	BEDN
31	Fri.	at DePAUL	8 p.m.	BEDN

## February

2	Sun.	at MARQUETTE	3 p.m.	BEDN
8	Sat.	at PROVIDENCE	1 p.m.	BEDN
14	Fri.	ST. JOHN'S	7 p.m.	FS2
16	Sun.	SETON HALL	2 p.m.	BEDN
21	Fri.	at BUTLER	7 p.m.	BEDN
23	Sun.	at XAVIER	2 p.m.	BEDN
28	Fri.	VILLANOVA	7 p.m.	FS1

## March

1	Sun.	GEORGETOWN	2 p.m.	BEDN
---	------	------------	--------	------

All dates are subject to change  
BIG EAST games in all CAPS



## ROSTER

NO.	NAME	POS.	CL.	HT.	HOMETOWN/ PREVIOUS SCHOOL
2	Tatum Rembao	G	Jr.	5-9	Loveland, Colo./Loveland
3	Dee Dee Pryor	G	Fr.	5-7	Urbandale, Iowa/Urbandale
4	Temi Carda	G	Jr.	5-7	Lakeville, Minn./Lakeville North
5	Jaylyn Agnew	F	R-Sr.	5-11	Andover, Kan./Andover
12	Gracey Grigione	F	R-So.	6-1	Truro, Iowa/Interstate 35
13	Rachael Saunders	G	So.	5-9	Iowa City, Iowa/Iowa City West
21	Olivia Elger	G	R-Sr.	5-7	Peoria, Ill./Richwoods
22	Carly Bachelor	G/F	Fr.	6-0	Topeka, Kan./Washburn Rural
23	Morgan Turner	F	R-Sr.	6-4	Guston, Ky./Meade County
24	Chloe Dworak	G	So.	5-6	Lincoln, Neb./Lincoln Christian
33	Payton Brotzki	G	So.	5-11	Papillion, Neb./Platteview
34	Mykel Parham	F	Fr.	6-2	Burnsville, Minn./Apple Valley

**Head Coach: Jim Flanery**

**Assistant Coach: Chevelle Saunsoci**

**Assistant Coach (Recruiting Coordinator): Linda Sayavongchanh**

**Assistant Coach: Carli Tritz**

**Director of Operations: Jenny Vickers**

**Program Advisor for Women's Basketball: Connie Yori**





# Creighton

## HEAD COACH JIM FLANERY



### PROFILE: Hired at Creighton July 19, 2002

**Personal** – Originally from Guthrie Center, Iowa; married (Emily); father of one son (Jackson) and one daughter (Brynn).

**Education** – B.A. in philosophy, Creighton (1987).

**Playing File** – Member of the Bluejay men's basketball team (1985-87) and golf team (1983-1987).

**Coaching File** – Graduate Assistant, Creighton (1987-89); Assistant Coach, Loras College (Iowa) (1990-92); Assistant Coach, Creighton (1989-90, 1993-2002).

**Highlights** – Flanery is entering his 18th season as the Creighton head coach and his 28th straight on the Bluejay bench; Creighton qualified for the national postseason for a school-record 11 consecutive seasons, 2008-18, including back-to-back at-large berths into the NCAA Tournament (2017, 2018); the Bluejays won their 2017 NCAA First Round game to advance in the Big Dance for the first time since 2013, and did so again in 2018; Creighton claimed a share of the BIG EAST regular-season crown for the first time in 2016-17, doubling their league wins from 2015-16; Flanery led the Bluejays to their first ever back-to-back NCAA Championship berths in 2012 and 2013; Flanery was an assistant when Creighton made the NCAAs in 2002 and 1994; prior to Creighton joining the BIG EAST (2013-14), Flanery collected more than 100 conference wins in the Missouri Valley.

### FLANERY'S YEAR-BY-YEAR HISTORY

Year	School	Overall	BIG EAST	BIG EAST Tourney	NCAA Postseason	WNIT Postseason
2002-03	Creighton	24-9				3-1
2003-04	Creighton	24-9				5-0
2004-05	Creighton	19-10				0-1
2005-06	Creighton	8-21				
2006-07	Creighton	13-19				
2007-08	Creighton	21-12				1-1
2008-09	Creighton	22-12				1-1
2009-10	Creighton	21-11				1-1
2010-11	Creighton	18-13				0-1
2011-12	Creighton	20-13			0-1	
2012-13	Creighton	25-8			1-1	
2013-14	Creighton	20-14	12-6 (T-3rd)	1-1		1-1
2014-15	Creighton	17-14	10-8 (T-5th)	0-1		0-1
2015-16	Creighton	17-18	8-10 (T-7th)	3-1		0-1
2016-17	Creighton	24-8	16-2 (T-1st)	1-1	1-1	
2017-18	Creighton	19-13	11-7 (4th)	1-1	1-1	
2018-19	Creighton	15-16	8-10 (T-6th)	1-1		
<b>Career</b>	<b>17 years</b>	<b>327-220</b> .592	<b>65-43</b> .602	<b>7-6</b> .538	<b>3-4</b> .429	<b>12-9</b> .571

### FLANERY'S RECORD

**Career Record (17 years)**

327-220 (.592)

**Creighton Record (17 years)**

327-220 (.592)

**BIG EAST Regular Season Record (6 years)**

65-43 (.602)

**BIG EAST Tournament Record (6 appearances)**

7-6 (.538)

**NCAA Record (4 appearances)**

3-4 (.429)

**WNIT Record (10 appearances)**

12-9 (.571)

### CREIGHTON IN THE BIG EAST

	Overall	BIG EAST	Reg. Seas. Finish
2013-14	20-14	12-6	tied-3rd
2014-15	17-14	10-8	tied-5th
2015-16	17-18	8-10	tied-7th
2016-17	24-8	16-2	tied-1st
2017-18	19-13	11-7	4th
2018-19	15-16	8-10	tied-6th





# RESULTS & STATISTICS

<b>RECORD:</b>	<b>OVERALL</b>	<b>HOME</b>	<b>AWAY</b>	<b>NEUTRAL</b>	<b>ATTENDANCE SUMMARY</b>	<b>GAMES</b>	<b>TOTALS</b>	<b>AVG/GAME</b>
All Games	15-16	6-8	6-7	3-1	Home	14	16657	1190
Conference	8-10	4-5	4-5	0-0	Away	13	13853	1066
Non-Conference	7-6	2-3	2-2	3-1	Neutral	4	4863	1216
					Total	31	35373	1141

Date	Time	Opponent	Score	Attend.	High Points	High Rebounds	Date	Time	Opponent	Score	Attend.	High Points	High Rebounds
11/07/18	6:03 p.m.	SOUTH DAKOTA	65-77 L	1006	(27)Faber,Audrey	(7)Faber,Audrey	01/18/19	7:03 p.m.	* XAVIER	WOT 66-62	993	(18)Faber,Audrey	(13)Agnew,Jaylyn
11/09/18	5:05 p.m.	at North Dakota State	W 86-51	507	(17)Faber,Audrey	(4)Kissinger,Brooke	01/20/19	2:03 p.m.	* BUTLER	43-75 L	1083	(12)Faber,Audrey	(5)Agnew,Jaylyn
11/15/18	7:06 p.m.	at South Dakota State	48-74 L	1713	(23)Faber,Audrey	(5)Elger,Olivia						(5)Faber,Audrey	(7)Owens,Jade
11/20/18	6 p.m.	at UNI	55-65 L	1146	(10)Elger,Olivia	(11)Faber,Audrey	01/26/19	1:03 p.m.	* PROVIDENCE	63-77 L	816	(16)Faber,Audrey	(7)Owens,Jade
					(10)Faber,Audrey							(7)Faber,Audrey	
11/28/18	12:03 p.m.	DRAKE	69-85 L	1535	(20)Carda,Temi	(9)Brotzki,Payton	02/01/19	7 p.m.	* at Georgetown	53-62 L	649	(17)Olivia Elger	(9)Carda,Temi
12/02/18	1:03 p.m.	NEBRASKA	W 74-65	1533	(18)Faber,Audrey	(10)Faber,Audrey						(9)Agnew,Jaylyn	
					(18)Rembao,Tatum		02/03/19	2 p.m.	* at Villanova	62-67 LO2	651	(22)Faber,Audrey	(9)Carda,Temi
12/05/18	7:05 p.m.	OMAHA	W 66-51	863	(16)Faber,Audrey	(9)Agnew,Jaylyn						(9)Agnew,Jaylyn	
						(9)Faber,Audrey	02/08/19	7:03 p.m.	* ST. JOHN'S	45-51 L	848	(14)Faber,Audrey	(11)Owens,Jade
12/08/18	2 p.m.	at Wichita State	W 83-71	1702	(22)Agnew,Jaylyn	(6)Faber,Audrey	02/10/19	1:03 p.m.	* SETON HALL	W 80-71	1060	(26)Faber,Audrey	(14)Agnew,Jaylyn
12/16/18	2:03 p.m.	FLORIDA STATE	52-71 L	2501	(19)Agnew,Jaylyn	(8)Agnew,Jaylyn	02/15/19	7 p.m.	* at Butler	46-66 L	882	(12)Agnew,Jaylyn	(8)Agnew,Jaylyn
12/20/18	6:15 p.m.	vs USF	W 83-76	481	(18)Carda,Temi	(8)Carda,Temi						(12)Carda,Temi	
12/21/18	8:30 p.m.	vs Vanderbilt	W 75-55	365	(21)Faber,Audrey	(6)Agnew,Jaylyn	02/17/19	2:03 p.m.	* at Xavier	W 53-52	912	(18)Carda,Temi	(8)Owens,Jade
12/29/18	7 p.m.	* at DePaul	W 85-82	1723	(20)Kissinger,Brooke	(5)Faber,Audrey						(8)Agnew,Jaylyn	
						(5)Agnew,Jaylyn	02/23/19	4 p.m.	* at Providence	W 73-64	486	(21)Faber,Audrey	(9)Carda,Temi
12/31/18	2 p.m.	* at Marquette	67-85 L	1407	(17)Agnew,Jaylyn	(9)Rembao,Tatum	03/01/19	7:03 p.m.	* MARQUETTE	W 71-65	1111	(24)Faber,Audrey	(7)Faber,Audrey
01/04/19	7:04 p.m.	* VILLANOVA	52-54 L	1104	(20)Faber,Audrey	(10)Carda,Temi	03/03/19	1:03 p.m.	* DEPAUL	67-74 L	1148	(20)Faber,Audrey	(7)Agnew,Jaylyn
01/06/19	1:05 p.m.	* GEORGETOWN	W 65-38	1056	(24)Faber,Audrey	(6)Agnew,Jaylyn						(7)Carda,Temi	
						(6)Brotzki,Payton	03/10/19	8:30 p.m.	vs Butler	W 60-51	2164	(13)Agnew,Jaylyn	(8)Agnew,Jaylyn
01/11/19	11 a.m.	* at Seton Hall	75-82 L	1473	(26)Agnew,Jaylyn	(11)Owens,Jade	03/11/19	5:30 p.m.	vs DePaul	69-80 L	1853	(27)Agnew,Jaylyn	(6)Agnew,Jaylyn
01/13/19	2:02 p.m.	* at St. John's	W 65-63	602	(22)Carda,Temi	(6)Agnew,Jaylyn							

\* indicates conference game

## PLAYERS RETURNING

No.	Player	GP	GS	Min	Avg	TOTAL			3-PTS			REBOUNDS														
						FG	FGA	Pct	3FG	FGA	Pct	FT	FTA	Pct	Off	Def	Tot	Avg	PF	FO	A	TO	Blk	Stl	Pts	Avg
05	Agnew,Jaylyn	27	26	918	34.0	117	272	.430	53	155	.342	32	42	.762	24	154	178	6.6	52	0	86	51	30	16	319	11.8
		18	18	630	35.0	67	177	.379	28	102	.275	25	34	.735	19	109	128	7.1	34	0	57	38	16	10	187	10.4
04	Carda,Temi	31	23	955	30.8	102	254	.402	40	109	.367	68	77	.883	38	109	147	4.7	72	2	61	60	3	20	312	10.1
		18	17	616	34.2	67	170	.394	25	68	.368	45	53	.849	31	73	104	5.8	47	1	41	41	3	15	204	11.3
21	Elger,Olivia	25	6	554	22.2	51	152	.336	37	103	.359	43	52	.827	14	59	73	2.9	56	0	43	38	3	11	182	7.3
		14	5	324	23.1	26	90	.289	17	55	.309	29	34	.853	9	35	44	3.1	35	0	24	23	2	7	98	7.0
02	Rembao,Tatum	27	12	479	17.7	56	121	.463	9	30	.300	28	39	.718	18	52	70	2.6	55	0	54	45	5	14	149	5.5
		14	5	195	13.9	21	42	.500	3	10	.300	13	18	.722	7	23	30	2.1	26	0	18	24	1	2	58	4.1
33	Brotzki,Payton	29	0	342	11.8	41	109	.376	22	53	.415	14	22	.636	18	48	66	2.3	41	0	27	37	1	10	118	4.1
		18	0	197	10.9	24	60	.400	11	26	.423	9	15	.600	9	28	37	2.1	21	0	13	23	1	6	68	3.8
13	Saunders,Rachael	31	0	320	10.3	30	70	.429	11	29	.379	22	31	.710	20	42	62	2.0	43	1	17	22	11	7	93	3.0
		18	0	163	9.1	17	36	.472	5	14	.357	8	14	.571	9	21	30	1.7	18	0	5	9	4	5	47	2.6
23	Turner,Morgan	27	0	226	8.4	22	52	.423	2	13	.154	6	10	.600	9	22	31	1.1	33	1	14	17	5	5	52	1.9
		16	0	105	6.6	6	18	.333	0	4	.000	0	2	.000	1	11	12	0.8	15	0	4	6	2	2	12	0.8
12	Grigione,Gracey	26	15	183	7.0	20	37	.541	3	9	.333	3	5	.600	9	17	26	1.0	19	0	3	8	5	3	46	1.8
		14	8	73	5.2	2	9	.222	0	3	.000	0	1	.000	4	8	12	0.9	8	0	2	4	3	0	4	0.3
24	Dworak,Chloe	21	1	158	7.5	12	31	.387	10	24	.417	2	2	1.000	7	14	21	1.0	9	0	11	8	0	4	36	1.7
		11	0	50	4.5	2	6	.333	1	4	.250	2	2	1.000	3	6	9	0.8								

## PLAYERS NOT RETURNING

No.	Player	GP	GS	Min	Avg	TOTAL			3-PTS			REBOUNDS														
						FG	FGA	Pct	3FG	FGA	Pct	FT	FTA	Pct	Off	Def	Tot	Avg	PF	FO	A	TO	Blk	Stl	Pts	Avg
45	Faber,Audrey	31	31	1133	36.5	185	395	.468	65	178	.365	74	95	.779	16	140	156	5.0	50	0	86	84	55	14	509	16.4
		18	18	678	37.7	109	230	.474	34	95	.358	51	63	.810	8	77	85	4.7	28	0	48	49	32	7	303	16.8
01	Owens,Jade	25	19	548	21.9	43	87	.494	18	40	.450	7	9	.778	16	79	95	3.8	43	0	62	35	4	18	111	4.4
		16	13	413	25.8	34	69	.493	15	33	.455	7	9	.778	16	70	86	5.4	33	0	44	26	3	13	90	5.6
40	Greene,Ali	7	7	105	15.0	8	20	.400	1	3	.333	2	2	1.000	11	13	24	3.4	19	0	2	4	2	5	19	2.7
		1	1	15	15.0	2	4	.500	0	0	.000	0	0	.000	2	3	5	5.0	4	0	0	0	1	0	4	4.0
22	Kissinger,Brooke	31	15	353	11.4	27	84	.321	15	60	.250	1	7	.143	4	26	30	1.0	22	0	20	13	1	3	70	2.3
		18	5	216	12.0	18	49	.367	12	36	.333	1	5	.200	2	17	19	1.1	13	0	10	7	0	3	49	2.7
TM	TEAM.....														36	53	89	2.9	0			17			0	
	Conference-Only...														18	26	44	2.4	0			12			0	
	<b>Total.....</b>	<b>31</b>				<b>714</b>	<b>1684</b>	<b>.424</b>	<b>286</b>	<b>806</b>	<b>.355</b>	<b>302</b>	<b>393</b>	<b>.768</b>	<b>240</b>	<b>828</b>	<b>1068</b>	<b>34.5</b>	<b>514</b>	<b>4</b>	<b>486</b>	<b>439</b>	<b>125</b>	<b>130</b>	<b>2016</b>	<b>65.0</b>
	<b>Conference-Only...</b>	<b>18</b>				<b>395</b>	<b>960</b>	<b>.411</b>	<b>151</b>	<b>450</b>	<b>.336</b>	<b>190</b>	<b>250</b>	<b>.760</b>	<b>138</b>	<b>507</b>	<b>645</b>	<b>35.8</b>	<b>285</b>	<b>1</b>	<b>270</b>	<b>265</b>	<b>68</b>	<b>71</b>	<b>1131</b>	<b>62.8</b>
	Opponents.....	31				771	1869	.413	185	593	.312	335	473	.708	333	764	1097	35.4	484	-	438	316	76	229	2062	66.5
	Conference-Only...	18				452	1099	.411	110	341	.323	176	257	.685	181	450	631	35.1	284	4	262	173	47	140	1190	66.1





# DePaul

## QUICK FACTS

Location:..... Chicago, Ill. 60614  
 Nickname: ..... Blue Demons  
 Colors:..... Royal Blue & Scarlet  
 Enrollment:..... 14,507 undergraduates  
 Director of Athletics:..... Jean Lenti Ponsetto  
 Home Court: ..... McGrath-Phillips Arena (3,000)  
 Press Row Phone:..... (773) 325-4901  
 2018-19 Overall Record:..... 26-8  
 2018-19 BIG EAST Record/Finish:..... 14-4/2nd  
 Letterwinners Returning/Lost:..... 7/4  
 Starters Returning/Lost:..... 3/2



**JEAN LENTI PONSETTO**  
*Athletics Director*



**DOUG BRUNO**  
*Head Coach*



**BOB SAKAMOTO**  
*Assistant Director  
 Athletics Communication*

## COACHING STAFF

Head Coach: ..... Doug Bruno  
 Alma Mater: ..... DePaul '73  
 Associate Head Coach: . . . Jill M. Pizzotti (SE Missouri State, 1989)  
 Assistant Coach: ..... Lisa Ryckbosch (Loyola, 1984)  
 Assistant Coach: ..... Candis Blankson (DePaul, 2001)  
 Director of Basketball Operations: Bradley Bruno (DePaul, 2014)  
 Video Coordinator:..... Jacqui Grant (DePaul, 2017)

## SPORTS INFORMATION

Basketball Office Phone: ..... (773) 325-7507  
 SID Contact: ..... Bob Sakamoto  
 Office Phone: ..... (773) 325-7525  
 Cell Phone: ..... (630) 445-3645  
 Email Address: ..... rsakamot@depaul.edu  
 Web Address: ..... www.depaulbluedemons.com

### DID YOU KNOW?

DePaul earned its 17th-consecutive NCAA Tournament berth in 2019 – one of just five programs to appear in each of the last 17 tournaments along with UConn, Notre Dame, Stanford, and Tennessee.



**KELLY  
 CAMPBELL**



# SONYA MORRIS

# SCHEDULE

## November

Date	Day	Opponent	Time	Network TV
8	Fri.	Preseason WNIT – Miami (Ohio)	5:30 p.m.	
11	Mon.	Preseason WNIT – TBD	8 p.m.	
14	Thurs.	Preseason WNIT – TBD	TBD	
17	Sun.	Preseason WNIT – TBD	TBD	
22	Fri.	Arkansas State	Noon	
23	Sat.	Miami (Fla.) or N. Carolina A&T	2 or 4:30 p.m.	
26	Tues.	Milwaukee	5:30 p.m.	

## December

1	Sun.	at Northwestern	TBD	
7	Sat.	at Green Bay	2 p.m.	
11	Wed.	at Notre Dame	TBD	
14	Sat.	Alabama State	4:30 p.m.	
16	Mon.	UConn	8 p.m.	FS1
20	Fri.	at Loyola Chicago	8 p.m.	
29	Sun.	MARQUETTE	5 p.m.	BEDN

## January

3	Fri.	at PROVIDENCE	6:30 p.m.	FS2
5	Sun.	at CREIGHTON	2 p.m.	BEDN
10	Fri.	SETON HALL	8 p.m.	BEDN
12	Sun.	ST. JOHN'S	1 p.m.	FS1
17	Fri.	at XAVIER	7 p.m.	BEDN
19	Sun.	at BUTLER	2 p.m.	BEDN
24	Fri.	VILLANOVA	8 p.m.	BEDN
26	Sun.	GEORGETOWN	3 p.m.	BEDN
31	Fri.	CREIGHTON	8 p.m.	BEDN

## February

2	Sun.	PROVIDENCE	2 p.m.	BEDN
7	Fri.	at ST. JOHN'S	7 p.m.	BEDN
9	Sun.	at SETON HALL	1 p.m.	BEDN
14	Fri.	BUTLER	8 p.m.	BEDN
16	Sun.	XAVIER	3 p.m.	BEDN
21	Fri.	at GEORGETOWN	7 p.m.	BEDN
23	Sun.	at VILLANOVA	1 p.m.	BEDN

## March

1	Sun.	at MARQUETTE	3 p.m.	FS2
---	------	--------------	--------	-----

All dates are subject to change  
BIG EAST games in all CAPS



# ROSTER

NO.	NAME	POS.	CL.	HT.	HOMETOWN/ PREVIOUS SCHOOL
1	Keke Rimmer	G	Fr.	5-10	Maywood, Ill./Proviso East
2	Maya Stovall	G	So.	5-7	St. Louis, Mo./Parkway North
3	Deja Church	G	Jr.	5-10	Southfield, Mich./Southfield A&T/Michigan
10	Lexi Held	G	So.	5-10	Burlington, Ky./Cooper
11	Sonya Morris	G	So.	5-10	St. Louis, Mo./Incarnate Word
14	Hannah Purcell	F	Fr.	6-0	Annandale, Minn./Annandale
15	Jolene Daninger	G	So.	5-7	Andover, Minn./Andover
20	Kelly Campbell	G	Sr.	5-10	Wall, N.J./Saint John Vianey
22	Chante Stonewall	F	Sr.	6-1	Normal, Ill./University
23	Dee Bekelja	G	Jr.	5-8	Solon, Ohio/Solon
24	Kayla Caudle	F	Fr.	6-1	Vernon Hills, Ill./Vernon Hills
30	Marisa Warren	G	Fr.	5-8	O'Fallon, Mo./Incarnate Word Academy
32	Nadège Jean	F	Fr.	6-2	Richton Park, Ill./Rich South
42	Kiara Dallmann	F	Fr.	6-2	Sheboygan, Wis./Sheboygan North/Iowa Western

**Head Coach:** Doug Bruno  
**Associate Head Coach:** Jill M. Pizzotti  
**Assistant Coach:** Lisa Ryckbosch  
**Assistant Coach:** Candis Blankson  
**Director of Basketball Operations:** Bradley Bruno  
**Video Coordinator:** Jacqui Grant





# DePaul

## HEAD COACH DOUG BRUNO



### PROFILE: Originally hired July 6, 1976 and returned to DPU July 6, 1988

**Personal** – Originally hired July 6, 1976 and returned to DPU July 6, 1988; born and raised in Chicago; attended Archbishop Quigley High School on Chicago's Southside; married (Patty); father of six sons (Bryan, Kevin, David, Brendan, Patrick and Bradley); grandfather of eight (Jackson, Morgan, Owen, Eden, Brendan, Nora, Declan and Colin).

**Education** – B.A. in English, DePaul University (1973); M.A. in English, DePaul University (1988).

**Coaching File** – Assistant boys' varsity coach, Francis Parker High School (1973-74); boys' varsity head coach, St. Vincent DePaul High School (1974-75); women's head coach, DePaul University (1976-78); head coach/Director of Player Personnel, Chicago Hustle (WBL) (1978-80); associate men's coach, Loyola University Chicago (1980-88). Assistant coach, USA National Team (2009-present).

**Highlights** – Has advanced to the NCAA Championship for 17 consecutive years; coached DePaul to five-straight BIG EAST regular-season titles (2014-2018) and four of the last six BIG EAST Tournament crowns (2014-15; 2018-19); the Blue Demons advanced to their fourth Sweet 16 in 2016 after doing so in 2014, 2011 and 2007; 20 consecutive postseason appearances and 27 overall; 22 20-win seasons; three-time BIG EAST Coach of the Year, most recently in 2017; served as an assistant coach for the U.S. Olympic Team which earned Gold in 2012 and 2016 in Rio; assistant coach for Team USA for FIBA World Championships in 2014 and 2010, when they won a gold medal; 2006 USA Basketball Developmental Coach of the Year; led the U.S. U19 team to Gold at the 2007 FIBA World Championship for Women in Slovakia; led U.S. U18 team to Gold at the 2006 FIBA Americas Championship for Women in Colorado Springs; played at DePaul for Hall of Fame coach Ray Meyer (1970-73).

### BRUNO'S YEAR-BY-YEAR HISTORY

Year	School	Overall	BIG EAST	BIG EAST Tournament	NCAA Postseason	WNIT Postseason	NWIT Postseason
1976-77	DePaul	11-10					
1977-78	DePaul	16-6					
1988-89	DePaul	23-10					1-2
1989-90	DePaul	22-10					
1990-91	DePaul	19-12					
1991-92	DePaul	21-10				1-1	
1992-93	DePaul	20-9				0-1	
1993-94	DePaul	10-20					
1994-95	DePaul	20-9			0-1		
1995-96	DePaul	21-10			1-1		
1996-97	DePaul	20-9			0-1		
1997-98	DePaul	11-18					
1998-99	DePaul	12-15					
1999-00	DePaul	18-12				1-1	
2000-01	DePaul	18-14				1-1	
2001-02	DePaul	15-14				0-1	
2002-03	DePaul	22-10			0-1		
2003-04	DePaul	23-7			1-1		
2004-05	DePaul	26-5			1-1		
2005-06	DePaul	27-7	11-5 (t3rd)	1-1	2-1 (Sweet 16)		
2006-07	DePaul	19-13	8-8 (10th)	1-1	0-1		
2007-08	DePaul	20-12	8-8 (t8th)	1-1	0-1		
2008-09	DePaul	23-10	10-6 (t4th)	1-1	0-1		
2009-10	DePaul	21-12	9-7 (t6th)	1-1	0-1		
2010-11	DePaul	29-7	13-3 (t2nd)	1-1	2-1 (Sweet 16)		
2011-12	DePaul	23-11	9-7 (8th)	1-1	1-1		
2012-13	DePaul	21-12	9-7 (T6th)	1-1	0-1		
2013-14	DePaul	29-7	15-3 (1st)	3-0	2-1 (Sweet 16)		
2014-15	DePaul	27-8	15-3 (T-1st)	3-0	1-1		
2015-16	DePaul	27-9	16-2 (1st)	1-1	2-1 (Sweet 16)		
2016-17	DePaul	27-8	16-2 (T-1st)	2-1	1-1		
2017-18	DePaul	27-8	15-3 (T-1st)	3-0	1-1		
2018-19	DePaul	26-8	14-4 (2nd)	3-0	0-1		
<b>Career</b>	<b>33 years</b>	<b>694-342</b>	<b>168-68</b>	<b>23-10</b>	<b>17-24</b>	<b>.400</b>	<b>.333</b>
		<b>.670</b>	<b>.712</b>	<b>.697</b>	<b>.415</b>		

### BRUNO'S RECORD

**Bruno's Record**

**Career Record (35 years)**

734-372 (.664)

**DePaul Record (33 years)**

694-342 (.670)

**BIG EAST Regular Season Record (14 years)**

168-68 (.712)

**BIG EAST Tournament Record (14 appearances)**

23-10 (.697)

**NCAA Record (24 appearances)**

17-24 (.415)

**WNIT Record (3 appearances)**

2-3 (.400)

### DEPAUL IN THE BIG EAST

	Overall	BIG EAST	Reg. Seas. Finish
2005-06	27-7	11-5	tied-3rd
2006-07	19-13	8-8	10th
2007-08	20-12	8-8	tied-8th
2008-09	23-10	10-6	tied-4th
2009-10	21-12	9-7	tied-6th
2010-11	29-7	13-3	tied-2nd
2011-12	23-11	9-7	8th
2012-13	21-12	9-7	tied-6th
2013-14	29-7	15-3	1st
2014-15	27-8	15-3	tied-1st
2015-16	27-9	16-2	1st
2016-17	27-8	16-2	tied-1st
2017-18	27-8	15-3	tied-1st
2018-19	26-8	14-4	2nd





# RESULTS & STATISTICS

<b>RECORD:</b>	<b>OVERALL</b>	<b>HOME</b>	<b>AWAY</b>	<b>NEUTRAL</b>	<b>ATTENDANCE SUMMARY</b>	<b>GAMES</b>	<b>TOTALS</b>	<b>AVG/GAME</b>
All Games	26-8	13-4	10-2	3-2	Home	17	32648	1920
Conference	14-4	6-3	8-1	0-0	Away	12	39247	3271
Non-Conference	12-4	7-1	2-1	3-2	Neutral	5	8956	1791
					<b>Total</b>	<b>34</b>	<b>80851</b>	<b>2378</b>

Date	Time	Opponent	Score	Attend.	High Points	High Rebounds	Date	Time	Opponent	Score	Attend.	High Points	High Rebounds
11/09/18	7 p.m.	GREEN BAY	W 73-64	1571	(21)Dahlman,Rebekah	(7)Allen,Tanita	01/13/19	1 p.m.	* at Villanova	WOT 66-59	819	(14)Stonewall,Chante	(12)Campbell,Kelly
11/17/18	1 p.m.	NOTRE DAME	77-101 L	2833	(27)Millender,Ashton	(8)Stonewall,Chante	01/18/19	7 p.m.	* ST. JOHN'S	W 73-64	1751	(22)Stonewall,Chante	(7)Dahlman,Rebekah
11/22/18	11 a.m.	vs Princeton	W 82-67		(23)Grays,Mart'e	(14)Stonewall,Chante	01/20/19	2 p.m.	* SETON HALL	73-84 L	1571	(18)Millender,Ashton	(12)Grays,Mart'e
11/23/18	11:03 a.m.	vs Kansas State	W 79-59	300	(12)Grays,Mart'e	(6)Grays,Mart'e	01/25/19	7 p.m.	* at Butler	W 86-78	1758	(25)Stonewall,Chante	(7)Stonewall,Chante
					(12)Bekeja,Dee	(6)Campbell,Kelly	01/27/19	2:04 p.m.	* at Xavier	WOT 73-71	2257	(22)Grays,Mart'e	(12)Stonewall,Chante
11/23/18	1:30 p.m.	vs Syracuse	81-83 L	300	(25)Stonewall,Chante	(10)Stonewall,Chante	02/03/19	1 p.m.	* MARQUETTE	87-93 L	1979	(21)Stonewall,Chante	(11)Stonewall,Chante
11/26/18	7 p.m.	SAVANNAH STATE	W 124-61	1411	(28)Held,Lexi	(12)Bekeja,Dee	02/08/19	7 p.m.	* VILLANOVA	W 93-70	1664	(31)Grays,Mart'e	(12)Campbell,Kelly
11/28/18	7 p.m.	at Connecticut	63-99 L	7186	(15)Millender,Ashton	(4)Stonewall,Chante	02/10/19	2 p.m.	* GEORGETOWN	W 76-71	1852	(20)Stonewall,Chante	(9)Campbell,Kelly
12/03/18	11 a.m.	TEMPLE	W 102-88	3057	(23)Millender,Ashton	(8)Campbell,Kelly	02/15/19	7 p.m.	* at Seton Hall	W 94-85	782	(28)Held,Lexi	(10)Campbell,Kelly
12/05/18	7 p.m.	NORTHWESTERN	W 76-60	1518	(16)Bekeja,Dee	(8)Stonewall,Chante	02/17/19	1 p.m.	* at St. John's	W 70-62	19812	(16)Held,Lexi	(6)Millender,Ashton
					(16)Grays,Mart'e							(6)Campbell,Kelly	
12/09/18	2 p.m.	at Oklahoma	W 87-76	2682	(26)Grays,Mart'e	(10)Campbell,Kelly	02/22/19	7 p.m.	* XAVIER	W 81-48	1750	(17)Grays,Mart'e	(11)Grays,Mart'e
12/17/18	7 p.m.	TENNESSEE STATE	W 95-73	1542	(18)Grays,Mart'e	(9)Stonewall,Chante	02/24/19	2 p.m.	* BUTLER	W 76-62	2165	(17)Stonewall,Chante	(7)Stonewall,Chante
					(18)Bekeja,Dee							(8)Allen,Tanita	
					(18)Campbell,Kelly							(10)Millender,Ashton	
12/20/18	7 p.m.	at Loyola Chicago	W 102-76	324	(14)Stonewall,Chante	(13)Dahlman,Rebekah	03/01/19	7 p.m.	* at Providence	W 76-61	333	(17)Millender,Ashton	(8)Allen,Tanita
12/29/18	7 p.m.	* CREIGHTON	82-85 L	1723	(17)Stonewall,Chante	(13)Campbell,Kelly	03/03/19	1:03 p.m.	* at Creighton	W 74-67	1148	(22)Millender,Ashton	(10)Millender,Ashton
12/31/18	2 p.m.	* PROVIDENCE	W 88-62	1690	(19)Grays,Mart'e	(14)Grays,Mart'e	03/10/19	6 p.m.	PROVIDENCE	W 85-60	2164	(25)Grays,Mart'e	(11)Campbell,Kelly
01/04/19	7 p.m.	* at Marquette	63-96 L	1613	(23)Grays,Mart'e	(10)Grays,Mart'e	03/11/19	5:30 p.m.	vs Creighton	W 80-69	1853	(20)Grays,Mart'e	(8)Campbell,Kelly
01/11/19	7 p.m.	* at Georgetown	W 69-64	533	(22)Grays,Mart'e	(10)Campbell,Kelly	03/12/19	7 p.m.	MARQUETTE	W 74-73	2407	(28)Stonewall,Chante	(12)Campbell,Kelly
							03/23/19	2:35 p.m.	vs Missouri State	78-89 L	6503	(17)Millender,Ashton	(11)Stonewall,Chante
												(17)Stonewall,Chante	

\* indicates conference game

## PLAYERS RETURNING

No.	Player	GP	GS	Min	Avg	TOTAL			3-PTS			REBOUNDS														
						FG	FGA	Pct	3FG	FGA	Pct	FT	FTA	Pct	Off	Def	Tot	Avg	PF	FO	A	TO	Blk	Stl	Pts	Avg
22	Stonewall,Chante Conference-Only...	34	33	1043	30.7	189	409	.462	43	135	.319	64	89	.719	101	122	223	6.6	72	0	51	63	12	59	485	14.3
		18	17	571	31.7	102	214	.477	27	69	.391	26	41	.634	51	65	116	6.4	42	0	26	35	4	25	257	14.3
10	Held,Lexi Conference-Only...	32	0	488	15.3	94	208	.452	41	105	.390	38	50	.760	20	23	43	1.3	40	0	52	35	3	20	267	8.3
		16	0	263	16.4	42	101	.416	19	54	.352	30	35	.857	10	13	23	1.4	24	0	25	22	3	7	133	8.3
20	Campbell,Kelly Conference-Only...	33	33	1075	32.6	75	187	.401	39	115	.339	57	69	.826	52	203	255	7.7	92	4	168	47	7	68	246	7.5
		18	18	598	33.2	40	100	.400	19	57	.333	29	37	.784	30	117	147	8.2	47	3	85	19	2	23	128	7.1
11	Morris,Sonya Conference-Only...	34	6	493	14.5	61	170	.359	25	85	.294	19	26	.731	31	24	55	1.6	70	1	30	52	4	18	166	4.9
		18	0	258	14.3	30	81	.370	12	41	.293	7	10	.700	15	14	29	1.6	37	1	16	27	3	7	79	4.4
23	Bekeja,Dee Conference-Only...	34	0	414	12.2	64	146	.438	19	64	.297	20	29	.690	23	63	86	2.5	25	0	28	23	2	16	167	4.9
		18	0	189	10.5	18	52	.346	2	21	.095	9	13	.692	7	31	38	2.1	8	0	10	9	1	8	47	2.6
02	Stovall,Maya Conference-Only...	29	14	312	10.8	21	63	.333	7	22	.318	20	29	.690	5	27	32	1.1	43	0	50	35	3	22	69	2.4
		14	10	198	14.1	13	40	.525	5	15	.333	15	19	.789	3	17	20	1.4	23	0	34	23	1	14	46	3.3
15	Daninger,Jolene Conference-Only...	21	0	90	4.3	9	21	.429	7	14	.500	5	7	.714	3	6	9	0.4	12	0	6	5	0	1	30	1.4
		10	0	33	3.3	4	10	.400	3	6	.500	1	2	.500	2	2	4	0.4	7	0	0	1	0	0	12	1.2

## PLAYERS NOT RETURNING

No.	Player	GP	GS	Min	Avg	TOTAL			3-PTS			REBOUNDS														
						FG	FGA	Pct	3FG	FGA	Pct	FT	FTA	Pct	Off	Def	Tot	Avg	PF	FO	A	TO	Blk	Stl	Pts	Avg
35	Grays,Mart'e Conference-Only...	34	34	812	23.9	176	384	.458	37	123	.301	101	130	.777	75	112	187	5.5	95	2	48	86	9	25	490	14.4
		18	18	435	24.2	99	211	.469	19	60	.317	64	83	.771	51	59	110	6.1	54	1	24	38	4	17	281	15.6
01	Millender,Ashton Conference-Only...	34	34	1081	31.8	162	366	.443	89	253	.352	31	38	.816	54	60	114	3.4	69	1	93	36	4	20	444	13.1
		18	18	576	32.0	83	187	.444	43	126	.341	19	22	.864	33	33	66	3.7	38	1	52	23	1	12	228	12.7
00	Dahlman,Rebekah Conference-Only...	34	15	537	15.8	61	162	.377	34	93	.366	65	77	.844	33	73	106	3.1	47	0	77	63	1	24	221	6.5
		18	8	287	15.9	27	87	.310	16	48	.333	35	43	.814	18	44	62	3.4	26	0	36	37	1	11	105	5.8
24	Allen,Tanita Conference-Only...	31	1	527	17.0	60	188	.319	32	112	.286	21	25	.840	26	61	87	2.8	40	0	43	28	6	18	173	5.6
		15	1	242	16.1	29	87	.333	13	49	.265	13	15	.867	11	24	35	2.3	14	0	15	14	3	7	84	5.6
TM	TEAM..... Conference-Only...														63	51	114	3.4	0			11			0	
																34	25	59	3.3	0			10			0
	<b>Total.....</b>	<b>34</b>				<b>972</b>	<b>2304</b>	<b>.422</b>	<b>373</b>	<b>1121</b>	<b>.333</b>	<b>441</b>	<b>569</b>	<b>.775</b>	<b>486</b>	<b>825</b>	<b>1311</b>	<b>38.6</b>	<b>605</b>	<b>8</b>	<b>646</b>	<b>484</b>	<b>51</b>	<b>291</b>	<b>2758</b>	<b>81.1</b>
	<b>Conference-Only...</b>	<b>18</b>				<b>487</b>	<b>1170</b>	<b>.416</b>	<b>178</b>	<b>546</b>	<b>.326</b>	<b>248</b>	<b>320</b>	<b>.775</b>	<b>265</b>	<b>444</b>	<b>709</b>	<b>39.4</b>	<b>320</b>	<b>6</b>	<b>323</b>	<b>258</b>	<b>23</b>	<b>131</b>	<b>1400</b>	<b>77.8</b>
	Opponents.....	34				936	2041	.459	219	651	.336	389	539	.722	340	885	1225	36.0	596	-	472	599	81	247	2480	72.9
	Conference-Only...	18				478	1066	.448	117	365	.321	209	291	.718	183	445	628	34.9	329	11	242	286	50	125	1282	71.2







# Georgetown

## QUICK FACTS

Location:..... Washington, D.C. 20057  
 Nickname: ..... Hoyas  
 Colors:..... Blue and Gray  
 Enrollment:..... 6,806 undergrad/15,318 total  
 Director of Athletics:..... Lee Reed  
 Home Court: ..... McDonough Arena (2,400)  
 Press Row Phone:..... (202) 687-1581  
 2018-19 Overall Record:..... 19-16  
 2018-19 BIG EAST Record/Finish:..... 9-9/T-4th  
 Letterwinners Returning/Lost:..... 12/3  
 Starters Returning/Lost:..... 2/3



**LEE REED**  
*Director of Athletics*



**JAMES HOWARD**  
*Head Coach*



**BARBARA BARNES**  
*Assistant Director of Athletics  
 for Communications*

## COACHING STAFF

Head Coach: ..... James Howard  
 Alma Mater:..... Greensboro College '91  
 Assistant Coach: ..... Nikki Reid Geckeler (Georgetown '93)  
 Assistant Coach: ..... Andre Bolton (Christopher Newport '96)  
 Assistant Coach: ..... Erin Dickerson (Northwestern '09)  
 Director of Basketball Operations: Steve Yang (Missouri State '06)  
 Director of Video Operations:..... Casey Driskill (Virginia, 2018)  
 Graduate Assistant:..... DiDi Burton (Georgetown '18)  
 Graduate Assistant:..... Albert Lipscomb (Georgetown, 2019)

## SPORTS INFORMATION

Basketball Office Phone:..... (202) 687-6613  
 SID Contact:..... Barbara Barnes  
 Office Phone:..... (202) 687-7155  
 Cell Phone:..... (202) 716-7760  
 E-mail Address:..... bj57@georgetown.edu  
 Web Address:..... www.guhoyas.com



**ANITA  
 KELAVA**

### DID YOU KNOW?

The Hoyas have appeared in the WNIT for four-consecutive seasons. The 2019 postseason was the first time since 2009 that the squad advanced to the quarterfinals before falling to James Madison.





# NIKOLA KOVACIKOVA

# SCHEDULE

## November

Date	Day	Opponent	Time	Network TV
5	Tues.	at Davidson	7 p.m.	
12	Tues.	Richmond	7 p.m.	
16	Sat.	at Pitt	1 p.m.	
21	Thurs.	James Madison	7 p.m.	
24	Sun.	at George Washington	2 p.m.	
29	Fri.	at Loyola Marymount	6:30 p.m.	
30	Sat.	vs. Fresno State (at Loyola Marymount)	TBD	

## December

6	Fri.	at Columbia	11 a.m.	
8	Sun.	at Fordham	2 p.m.	
14	Sat.	Rider	2 p.m.	
21	Sat.	at Maryland Eastern Shore	2 p.m.	
29	Sun.	CREIGHTON	2 p.m.	BEDN
31	Fri.	PROVIDENCE	1 P.M.	BEDN

## January

3	Fri.	at ST. JOHN'S	7 p.m.	BEDN
5	Sun.	at SETON HALL	1 p.m.	BEDN
10	Fri.	XAVIER	6:30 p.m.	FS2
12	Sun.	BUTLER	2 p.m.	BEDN
18	Sat.	at VILLANOVA	6 p.m.	BEDN
24	Fri.	at MARQUETTE	1:30 p.m.	BEDN
26	Sun.	at DePAUL	4 p.m.	BEDN
31	Fri.	SETON HALL	7 p.m.	FS2

## February

2	Sun.	ST. JOHN'S	2 p.m.	BEDN
7	Fri.	at BUTLER	7 p.m.	BEDN
9	Sun.	at XAVIER	2 p.m.	BEDN
16	Sun.	VILLANOVA	2 p.m.	BEDN
21	Fri.	DePAUL	7 p.m.	BEDN
23	Sun.	MARQUETTE	2 p.m.	BEDN
28	Fri.	at PROVIDENCE	7 p.m.	BEDN

## March

1	Sun.	at CREIGHTON	2 p.m.	BEDN
---	------	--------------	--------	------

All dates are subject to change  
BIG EAST games in all CAPS



## ROSTER

NO.	NAME	POS.	CL.	HT.	HOMETOWN/ PREVIOUS SCHOOL
0	Brianna Jones	G	GS	5-9	North Babylon, N.Y./North Babylon (Louisville)
1	Tatiana Thompson	F	Jr.	6-0	Winter Haven, Fla./Winter Haven
2	Cassandra Gordon	G	So.	5-10	Santa Barbara, Calif./Santa Barbara
3	Morgan Smith	G	Sr.	6-0	Upper Marlboro, Md./Riverdale Baptist
10	Lexi Kimball	G	Jr.	5-10	Westport, Conn./Greens Farms Academy
12	Marvellous Osagie-Erese	G	Sr.	5-4	East Orange, N.J./East Orange STEM Academy
13	Anita Kelava	F	Sr.	6-3	Zagreb, Croatia/Croatian National Team (Maine)
14	Jillian Archer	F	So.	6-2	Santa Monica, Calif./Bishop Alemany (USC)
15	Nikola Kovacicova	G	So.	5-11	Levice, Slovakia/UKF Nitra
21	Breonna Mayfield	C	Jr.	6-5	Landover, Md./Good Counsel
22	Shannah Wright	F/C	So.	6-1	Brooklyn, N.Y./Polytechnic Preparatory Day School
23	Tayanna Jones	G	So.	6-2	Selma, N.C./North Johnston
24	Taylor Barnes	G	GS	5-8	Memphis, Tenn./ St. Benedict at Auburndale (Memphis)
25	Sari Cureton	F	So.	6-1	Farmington, Mich./Walled Lake Western
30	Olivia Snyder	G	Fr.	6-0	Center Valley, Pa./Southern Lehigh
33	Graceann Bennett	F	Fr.	6-3	Lake George, N.Y./Lake George

**Head Coach: James Howard**

**Assistant Coach: Niki Reid Geckeler**

**Assistant Coach: Andre Bolton**

**Assistant Coach: Erin Dickerson**

**Director of Basketball Operations: Steve Yang**

**Assistant Director of Basketball Operations: Vivian Wallace**

**Director of Video Operations: Casey Driskill**





# Georgetown

## HEAD COACH JAMES HOWARD



### PROFILE: Promoted to Head Coach at Georgetown on June 14, 2017

**Personal** – A native of Washingtonian, Howard has two grown sons, Marco and Michael; he currently resides in Camp Springs, Md., and is engaged to Donna Harris.

**Education** – Howard received his bachelor's degree from Greensboro College in 1991.

**Coaching File** – Howard began his coaching career in the men's game as a student assistant coach at Greensboro College (1987-89); he then served as a men's assistant coach at Wesley College for two years, before switching to the women's game in 1991; was the head women's coach at Wesley from 1991-97 where he was 75-69 over six seasons; following his one-year stint at Georgetown, he served as the director of basketball operations (1998-99) at Maryland before being promoted to assistant coach (1999-2000); assistant coach/recruiting coordinator at George Mason (2000-07); spent one season (2007-08) at Delaware State before returning to the District to coach at Howard; recruiting coordinator and associate head coach at Howard

under former Hoya Niki Reid Geckeler (2008-11); Howard came to Georgetown from Bethune-Cookman where he spent four seasons, including three as the associate head coach.

**Highlights** – In his first season as head coach of Georgetown, Howard led the Hoyas to its first BIG EAST Tournament Semifinal appearance in 18 years, while qualifying for the WNIT for the third consecutive season. Led GU to a second straight BIG EAST Semifinal appearance and fourth consecutive WNIT berth. Prior to taking the reins in 2017-18, Howard helped the Hoyas to a 33-27 record and two-consecutive appearances in the Women's National Invitation Tournament (WNIT); coached All-BIG EAST honorees Dorothy Adomako and Dionna White in each of the first two years on the Hilltop as an assistant; helped bring in two-time All-Mid-Eastern Athletic Conference (MEAC) honoree Kaitlyn Williams while at Bethune-Cookman; recruited the Howard class that led the way to back-to-back 20-win seasons.

### HOWARD'S RECORD

**Career Record (7 years)**

110-101 (.521)

**Georgetown Record (2 Years)**

35-32 (.522)

**BIG EAST Regular Season Record (2 Years)**

18-18 (.500)

**BIG EAST Tournament (2 Appearances)**

2-2 (.500)

**NCAA Record** n/a

**WNIT Record (1 Appearance)**

4-2 (.667)

### HOWARD'S YEAR-BY-YEAR HISTORY

Year	School	Overall	BIG EAST	BIG EAST Tournament	NCAA Postseason	WNIT Postseason	NWIT Postseason
1991-92	Wesley	13-14					
1992-93	Wesley	22-3					
1993-94	Wesley	5-15					
1994-95	Wesley	9-14					
1995-96	Wesley	14-11					
2017-18	Georgetown	16-16	9-9 (t-5th)			1-1	
2018-19	Georgetown	19-16	9-9 (t-4th)			1-1	3-1
<b>Career</b>	<b>7 years</b>	<b>110-101</b>	<b>18-18</b>	<b>2-2</b>		<b>4-2</b>	<b>.667</b>
		<b>.521</b>	<b>.500</b>	<b>.500</b>			

### GEORGETOWN IN THE BIG EAST

	Overall	BIG EAST	Reg. Seas. Finish
1982-83	10-15	3-5	tied-6th
1983-84	10-15	2-6	tied-7th
1984-85	7-21	3-13	8th
1985-86	8-20	3-13	8th
1986-87	7-21	4-12	7th
1987-88	7-21	3-13	9th
1988-89	13-16	4-12	8th
1989-90	13-14	5-11	tied-7th
1990-91	12-15	5-11	7th
1991-92	20-8	13-5	tied-2nd
1992-93	23-7	15-3	tied-1st
1993-94	12-15	6-12	8th
1994-95	11-17	6-12	7th
1995-96	12-15	7-11	6th BE 7
1996-97	17-11	9-9	1st BE 7
1997-98	9-19	5-13	6th BE 7
1998-99	18-12	10-8	5th
1999-00	17-13	9-7	5th
2000-01	17-15	6-10	tied-8th
2001-02	12-16	4-12	12th
2002-03	15-14	6-10	9th
2003-04	13-15	7-9	9th
2004-05	12-16	7-9	tied-6th
2005-06	10-17	3-13	tied-13th
2006-07	13-16	3-13	tied-13th
2007-08	15-14	5-11	tied-11th
2008-09	20-14	7-9	tied-9th
2009-10	26-7	13-3	tied-2nd
2010-11	24-11	9-7	tied-7th
2011-12	23-9	11-5	tied-4th
2012-13	15-16	5-11	tied-11th
2013-14	11-21	4-14	8th
2014-15	4-27	2-16	10th
2015-16	16-14	9-9	tied-5th
2016-17	17-13	9-9	6th
2017-18	16-16	9-9	tied-5th
2018-19	19-16	9-9	tied-4th





# RESULTS & STATISTICS

**RECORD:**  
All Games  
Conference  
Non-Conference

**OVERALL**  
19-16  
9-9  
10-7

**HOME**  
11-5  
6-3  
5-2

**AWAY**  
7-8  
3-6  
4-2

**NEUTRAL**  
1-3  
0-0  
1-3

**ATTENDANCE SUMMARY**  
Home  
Away  
Neutral  
Total

**GAMES** 16  
**TOTALS** 8652  
**AVG/GAME** 541  
15  
15564  
1038  
4  
4398  
1100  
35  
28614  
818

Date	Time	Opponent	Score	Attend.	High Points	High Rebounds
11/06/18	7:00 p.m.	at Richmond	W 73-53	1006	(14)Adomako,Dorothy	(9)Kelava,Anita
11/09/18	7 p.m.	UMES	W 74-55	547	(18)Adomako,Dorothy	(10)Adomako,Dorothy
11/13/18	7 p.m.	LOYOLA MD.	W 45-30	163	(15)White,Dionna	(9)Smith,Morgan
11/16/18	7 p.m.	at James Madison	57-69 L	1927	(15)Venson,Mikayla	(8)White,Dionna
11/19/18	7 p.m.	PITTSBURGH	W 70-41	399	(22)White,Dionna	(12)White,Dionna
11/23/18	5 p.m.	vs Buffalo	64-73 L		(15)White,Dionna	(12)White,Dionna
11/24/18	7:30p.m.	vs Baylor	46-67 L	477	(15)Kelava,Anita	(13)White,Dionna
11/29/18	7 p.m.	FORDHAM	W 58-38	217	(12)Venson,Mikayla	(10)Adomako,Dorothy
12/02/18	2 p.m.	VCU	45-47 L	377	(12)White,Dionna	(12)Kelava,Anita
12/08/18	1 p.m.	NORTH CAROLINA STATE	65-76 L	671	(14)Adomako,Dorothy	(8)Adomako,Dorothy
12/12/18	7 p.m.	at Rider	W 79-49	682	(25)White,Dionna	(10)White,Dionna
12/29/18	5 p.m.	* XAVIER	W 68-61	591	(24)White,Dionna	(12)White,Dionna
12/31/18	1 p.m.	* BUTLER	50-59 L	345	(11)White,Dionna	(7)Adomako,Dorothy
01/04/19	7 p.m.	* at Providence	W 68-52	215	(24)White,Dionna	(12)Adomako,Dorothy
01/06/19	1:05 p.m.	* at Creighton	38-65 L	1056	(15)White,Dionna	(9)Adomako,Dorothy
01/11/19	7 p.m.	* DEPAUL	64-69 L	533	(24)Adomako,Dorothy	(8)Adomako,Dorothy
01/13/19	2 p.m.	* MARQUETTE	62-72 L	203	(21)Adomako,Dorothy	(8)Kelava,Anita
01/19/19	2 p.m.	* VILLANOVA	W 68-63	1297	(28)Adomako,Dorothy	(11)Adomako,Dorothy

Date	Time	Opponent	Score	Attend.	High Points	High Rebounds
01/25/18	7:02 p.m.	* at St. John's	51-59 L	772	(14)Jones,Brianna	(10)Kelava,Anita
01/27/19	1 p.m.	* at Seton Hall	63-76 L	778	(21)Adomako,Dorothy	(11)Adomako,Dorothy
02/01/19	7 p.m.	* CREIGHTON	W 62-53	649	(23)Adomako,Dorothy	(13)Adomako,Dorothy
02/03/19	2 p.m.	* PROVIDENCE	W 61-56	815	(20)Adomako,Dorothy	(11)Smith,Morgan
02/08/19	7 p.m.	* at Marquette	52-59 L	2061	(17)Adomako,Dorothy	(7)White,Dionna
02/10/19	2 p.m.	* at DePaul	71-76 L	1852	(16)White,Dionna	(6)Adomako,Dorothy
02/16/19	1 p.m.	* at Villanova	43-91 L	1301	(10)Jones,Tayanna	(6)Smith,Morgan
02/22/19	11 a.m.	* SETON HALL	W 51-43	513	(19)White,Dionna	(8)Adomako,Dorothy
02/24/19	2 p.m.	* ST. JOHNS	W 82-80	987	(29)Adomako,Dorothy	(9)Adomako,Dorothy
03/01/19	7 p.m.	* at Butler	W 72-42	935	(29)White,Dionna	(10)White,Dionna
03/03/19	2:03 p.m.	* at Xavier	W 67-64	583	(23)White,Dionna	(14)Adomako,Dorothy
03/10/19	2:30 p.m.	vs Villanova	W 76-67	2068	(27)White,Dionna	(9)White,Dionna
03/11/19	3 p.m.	vs Marquette	62-75 L	1853	(27)Adomako,Dorothy	(8)Adomako,Dorothy
03/22/19	7 p.m.	SACRED HEART	W 90-59	345	(21)Adomako,Dorothy	(8)Adomako,Dorothy
03/24/19	3 p.m.	at Harvard	W 70-65	322	(21)White,Dionna	(12)White,Dionna
03/26/19	7 p.m.	at Providence	W 53-46		(20)Adomako,Dorothy	(10)Adomako,Dorothy
03/31/19	2 p.m.	at James Madison	44-54 L	2074	(16)Adomako,Dorothy	(14)Kelava,Anita

\* indicates conference game

TM

PLAYERS RETURNING		TOTAL										3-PTS			REBOUNDS											
No.	Player	GP	GS	Min	Avg	FG	FGA	Pct	3FG	FGA	Pct	FT	FTA	Pct	Off	Def	Tot	Avg	PF	FO	A	TO	Blk	Stl	Pts	Avg
03	Smith,Morgan Conference-Only...	28	20	676	24.1	46	118	.390	3	22	.136	20	36	.556	60	70	130	4.6	71	6	15	27	9	19	115	4.1
31	Kovackova,Nikola Conference-Only...	18	4	252	14.0	20	56	.357	9	30	.300	7	8	.875	3	18	21	1.2	21	0	16	16	3	7	56	3.1
25	Cureton,Sari Conference-Only...	1	0	0	0.0	0	0	.000	0	0	.000	0	0	.000	0	0	0	0.0	0	0	0	0	0	0	0	0.0
13	Kelava,Anita Conference-Only...	35	31	793	22.7	39	139	.281	0	5	.000	33	47	.702	80	80	160	4.6	65	0	22	40	54	14	111	3.2
23	Jones,Tayanna Conference-Only...	11	0	54	4.9	6	14	.429	4	7	.571	11	13	.846	3	7	10	0.9	5	0	3	4	1	2	27	2.5
22	Wright,Shannah Conference-Only...	12	0	97	8.1	6	11	.545	0	1	.000	8	12	.667	7	10	17	1.4	26	0	3	6	1	2	20	1.7
01	Thompson,Tatiana Conference-Only...	28	0	249	8.9	18	66	.273	5	29	.172	5	10	.500	12	36	48	1.7	27	1	4	27	1	9	46	1.6
12	Osagie-Erese,Marvell Conference-Only...	6	0	28	4.7	4	8	.500	1	4	.250	0	0	.000	1	2	3	0.5	7	0	3	3	0	1	9	1.5
21	Mayfield,Breonna Conference-Only...	20	2	210	10.5	10	21	.476	0	0	.000	5	9	.556	12	31	43	2.2	21	1	0	13	13	6	25	1.3
02	Gordon,Cassandra Conference-Only...	15	0	153	10.2	4	23	.174	2	14	.143	2	4	.500	1	12	13	0.9	14	0	5	1	0	5	12	0.8
10	Kimball,Lexi Conference-Only...	4	0	16	4.0	1	8	.125	0	5	.000	0	0	.000	1	2	3	0.8	1	0	1	1	0	1	2	0.5
PLAYERS NOT RETURNING		TOTAL										3-PTS			REBOUNDS											
No.	Player	GP	GS	Min	Avg	FG	FGA	Pct	3FG	FGA	Pct	FT	FTA	Pct	Off	Def	Tot	Avg	PF	FO	A	TO	Blk	Stl	Pts	Avg
11	White,Dionna Conference-Only...	35	35	1247	35.6	208	527	.395	48	142	.338	132	171	.772	71	191	262	7.5	95	2	119	80	17	101	596	17.0
34	Adomako,Dorothy Conference-Only...	34	34	1177	34.6	208	504	.413	38	111	.342	107	161	.665	57	217	274	8.1	80	2	63	88	53	48	561	16.5
15	Venson,Mikayla Conference-Only...	31	31	974	31.4	105	284	.370	57	163	.350	62	78	.795	10	65	75	2.4	65	0	74	61	0	26	329	10.6
00	Jones,Brianna Conference-Only...	35	14	688	19.7	62	191	.325	21	76	.276	6	12	.500	32	69	101	2.9	56	1	19	24	4	15	151	4.3
04	Meadows,Courtney Conference-Only...	1	0	5	5.0	1	2	.500	0	0	.000	0	0	.000	0	0	0	0.0	0	0	0	0	0	0	0	0.0
TM	TEAM.....														52	59	111	3.2	0			9			0	
	Conference-Only...														28	30	58	3.2	0			5			0	
	<b>Total.....</b>	<b>35</b>				<b>777</b>	<b>2081</b>	<b>.373</b>	<b>206</b>	<b>672</b>	<b>.307</b>	<b>404</b>	<b>570</b>	<b>.709</b>	<b>419</b>	<b>908</b>	<b>1327</b>	<b>37.9</b>	<b>576</b>	<b>13</b>	<b>377</b>	<b>421</b>	<b>161</b>	<b>262</b>	<b>2164</b>	<b>61.8</b>
	<b>Conference-Only...</b>	<b>18</b>				<b>381</b>	<b>1034</b>	<b>.368</b>	<b>96</b>	<b>327</b>	<b>.294</b>	<b>235</b>	<b>333</b>	<b>.706</b>	<b>213</b>	<b>432</b>	<b>645</b>	<b>35.8</b>	<b>303</b>	<b>9</b>	<b>186</b>	<b>224</b>	<b>76</b>	<b>144</b>	<b>1093</b>	<b>60.7</b>
	Opponents.....	35				737	1981	.372	258	782	.330	372	504	.738	374	960	1334	38.1	573	-	454	509	112	194	2104	60.1
	Conference-Only...	18				400	1003	.399	140	414	.338	200	265	.755	188	484	672	37.3	328	9	259	265	55	102	1140	63.3





# Marquette

## QUICK FACTS

Location .....	Milwaukee, Wis.
Nickname .....	Golden Eagles
Colors .....	Blue and Gold
Enrollment .....	12,000
VP/Director of Athletics .....	Bill Scholl
Home Court .....	Al McGuire Center
Press Row Phone .....	414-288-0340
2018-19 Overall Record .....	27-8
2018-19 BIG EAST Record/Finish .....	15-3/1st
Letterwinners Returning/Lost .....	5/6
Starters Returning/Lost .....	1/5

## COACHING STAFF

Head Coach: .....	Megan Duffy
Alma Mater: .....	Notre Dame '06
Assistant Coach: .....	Vernette Skeete (Alcorn State '05)
Assistant Coach: .....	Scott Merritt (Marquette '04)
Assistant Coach: .....	Justine Raterman (Dayton '12)
Director of Basketball Operations: .....	Veronica Mullen (Adelphi '03)
Director of Video and Analytics: .....	Phillip Leibham (Lewis '18)

## SPORTS INFORMATION

Basketball Office Phone .....	414-288-5784
Media Relations Contact .....	Megan O'Shea
Office Phone .....	414-288-7419
Media Relations Fax .....	414-288-6519
Personal Phone .....	812-369-0311
Email Address .....	megan.oshea@marquette.edu
Website .....	www.GoMarquette.com

### DID YOU KNOW?

Marquette made its 12th all-time appearance in the NCAA Tournament in 2019, and the first stretch of three consecutive appearances since the 1997-2000 campaigns when the Golden Eagles went to the Big dance for four straight seasons.



**BILL SCHOLL**  
VP/Director of Athletics



**MEGAN DUFFY**  
Head Coach



**MEGAN O'SHEA**  
Assistant Director of  
Media Relations



**SELENA LOTT**



# CHLOE MAROTTA

## SCHEDULE

### November

Date	Day	Opponent	Time	Network TV
5	Tues.	Morgan State	12:30 p.m.	
7	Thurs.	St. Francis (N.Y.)	8 p.m.	
10	Sun.	Illinois State	3 p.m.	
14	Thurs.	Northwestern	8 p.m.	
19	Tues.	at Green Bay	8 p.m.	
25	Mon.	Mississippi State	8 p.m.	
29	Fri.	at Saint Mary's College	5 p.m.	
30	Sat.	vs. Tulsa (at Saint Mary's)	3 p.m.	

### December

8	Sun.	at Milwaukee	5 p.m.	
17	Tues.	at South Dakota State	8 p.m.	
21	Sat.	Belmont	3 p.m.	
29	Sun.	at DePAUL	5 p.m.	BEDN

### January

3	Fri.	at CREIGHTON	8 p.m.	BEDN
5	Sun.	at PROVIDENCE	1 p.m.	BEDN
10	Fri.	ST. JOHN'S	8 p.m.	BEDN
12	Sun.	SETON HALL	3 p.m.	BEDN
17	Fri.	at BUTLER	6:30 p.m.	FS2
19	Sun.	at XAVIER	2 p.m.	BEDN
24	Fri.	GEORGETOWN	12:30 p.m.	BEDN
26	Sun.	VILLANOVA	3 p.m.	BEDN
31	Fri.	PROVIDENCE	8 p.m.	BEDN

### February

2	Sun.	CREIGHTON	3 p.m.	BEDN
7	Fri.	at SETON HALL	7 p.m.	FS2
9	Sun.	at ST. JOHN'S	2 p.m.	BEDN
14	Fri.	XAVIER	8 p.m.	BEDN
16	Sun.	BUTLER	3 p.m.	BEDN
21	Fri.	at VILLANOVA	7 p.m.	BEDN
23	Sun.	at GEORGETOWN	2 p.m.	BEDN

### March

1	Sun.	DePAUL	3 p.m.	FS2
---	------	--------	--------	-----

All dates are subject to change  
BIG EAST games in all CAPS



## ROSTER

NO.	NAME	POS.	CL.	HT.	HOMETOWN/ PREVIOUS SCHOOL
0	Tori McCoy	F	Sr.	6-4	Champaign, Ill./Saint Thomas More/Ohio State
1	Nirel Lougbo	G	Fr.	5-10	North Andover, Mass./Tabor Academy
4	Antwainette Walker	G	So.	5-11	Lisle, Ill./St. Francis/Arkansas-Little Rock
5	Taylor Valladay	G	Fr.	5-7	Chicago, Ill./Rich South
10	Claire Kaifes	G	Fr.	5-11	Shawnee, Kansas/Mill Valley
13	Destiny Strother	G	Fr.	5-9	Flint, Mich./Carmen-Ainsworth
15	Camryn Taylor	F	Fr.	6-2	Peoria, Ill./Richwoods
20	Altia Anderson	F	Sr.	6-2	Bridgeville, Del./Woodbridge
23	Jordan King	G	Fr.	5-11	Rockton, Ill./Hononegah
24	Selena Lott	G	Jr.	5-11	Troy, N.Y./Columbia
30	Isabelle Spingola	G	Sr.	6-	Chicago, Ill./Whitney Young
42	Lauren Van Kleunen	G	R-Jr.	6-2	Mason, Ohio/Mason
52	Chloe Marotta	F	So.	6-1	Mequon, Wis./Homestead

**Head Coach: Megan Duffy**  
**Assistant Coach: Vernetta Skeete**  
**Assistant Coach: Scott Merritt**  
**Assistant Coach: Justine Raterman**  
**Director of Basketball Operations: Veronica Mullen**





# Marquette

## HEAD COACH MEGAN DUFFY



### PROFILE: Hired at Marquette April 10, 2019

**Personal** - Native of Dayton, Ohio.

**Education** - Duffy graduated from Notre Dame in 2006 with a dual degree in psychology and computer applications.

**Playing Career** - Duffy was a four-year letterwinner at Notre Dame from 2002-2006, helping the Irish to four-straight NCAA appearances and two Sweet 16 berths. One of four players in program history to total at least 1,000 points, 500 assists, and 200 steals. Named an Associated Press and Kodak All-America honorable mention in 2005 and 2006, tabbed a finalist for the John Wooden Award and Nancy Lieberman Award in her senior season. Won the Frances Pomeroy Naismith Award in 2006, selected to the All-BIG EAST first team in 2005-06 and named 2006 BIG EAST/Aeropostle Scholar Athlete of the Year and a CoSIDA/ESPN the Magazine Academic All-American (first team) in her final season. Duffy helped Team USA win a gold medal at the 2005 World University Games. After a storied career at Notre Dame, she was the 31st pick in the 2006 WNBA draft and played three seasons with the Minnesota Lynx and New York Liberty. Duffy also played overseas with teams in Romania, Slovakia, Italy, and Wales.

**Coaching File** - Assistant coach at St. John's (2009-2012); Associated head coach at George Washington (2012-14); Assistant coach at Michigan (2014-17); Head coach at Miami (2017-2019)

**Highlights** - Duffy arrives at Marquette after leading Miami (Ohio) to a pair of Women's National Invitation Tournament appearances during her two-year tenure with the program. Miami finished the season with a 23-9 overall record and a 13-5 Mid-American Conference mark in 2018-19 and reached 20 wins in back-to-back seasons for the first time since the 1980's. Duffy was just one of just four rookie head coaches in 2017-18 to collect at least 20 wins and the only female to accomplish the feat. The RedHawks finished 21-11 that season, the largest improvement in the nation from the previous season in terms of total victories (nine more than 2016-17, 12-21). Duffy guided the program to a 44-20 (.687) record during her two years, making her the winningest active coach in the MAC. With Duffy at the helm, Miami produced two all-conference performers, while the team's successes carried into the classroom as well with a program-high eight student-athletes tabbed Academic All-MAC, while the RedHawks were named to the Women's Basketball Coaches Association Top 25 Honor Roll in 2018 after earning the sixth-best team grade-point average in the nation among all Division I schools.

### DUFFY'S RECORD

#### Career Record (2 years)

44-20 (.687)

#### Marquette Record (first season)

n/a

#### BIG EAST Regular Season Record (first season)

n/a

#### BIG EAST Tournament Record (first season)

n/a

#### NCAA Record

n/a

#### WNIT Record (2 appearances)

0-2 (.000)

### DUFFY'S YEAR-BY-YEAR HISTORY

Year	School	Overall	BIG EAST	BIG EAST Tournament	NCAA Postseason	WNIT Postseason
2017-18	Miami (OH)	21-11				0-1
2018-19	Miami (OH)	23-9				0-1
<b>Career</b>	<b>2 Years</b>	<b>44-20</b>				<b>0-2</b>
		<b>.687</b>				<b>.000</b>

### MARQUETTE IN THE BIG EAST

Year	Overall	BIG EAST	Reg. Seas. Finish
2005-06	22-11	9-7	tied-6th
2006-07	26-7	12-4	tied-2nd
2007-08	21-14	8-8	tied-8th
2008-09	17-16	7-9	tied-9th
2009-10	17-16	6-10	tied-10th
2010-11	24-9	10-6	tied-5th
2011-12	14-17	4-12	14th
2012-13	16-16	7-9	tied-9th
2013-14	22-11	11-7	5th
2014-15	9-22	4-14	8th
2015-16	14-16	9-9	tied-5th
2016-17	25-8	13-5	3rd
2017-18	24-10	15-3	tied-1st
2018-19	27-8	15-3	1st











# Providence

## QUICK FACTS

Location: Providence, R.I. 02918  
 Nickname: Friars  
 Colors: Black, White & Silver  
 Enrollment: 4,139  
 Director of Athletics: Robert G. Driscoll Jr.  
 Home Court: Alumni Hall/Mullaney Gym (1,854)  
 Press Row Phone: (401) 865-1787  
 2018-19 Overall Record: 19-16  
 2018-19 BIG EAST Record/Finish: 8-10/T-6th  
 Letterwinners Returning/Lost: 11/3  
 Starters Returning/Lost: 4/2



**ROBERT G. DRISCOLL, JR.**  
Athletic Director



**JIM CROWLEY**  
Head Coach



**JENNIFER RYNEARSON**  
Associate Athletic Director/  
Media Relations

## COACHING STAFF

Head Coach: Jim Crowley  
 Alma Mater: Keuka College '93  
 Associate Head Coach: Priscilla Edwards (St. Bonaventure '08)  
 Assistant Coach: Tiara Johnson (St. Bonaventure '10)  
 Assistant Coach: Jessica Jenkins (St. Bonaventure '12)  
 Coordinator of Women's Basketball  
 Director of Basketball Operations: Jennifer Nabrizny (St. Bonaventure '12)  
 Associate Director of Player Development: Jessie Frasier (Fordham '13)

## SPORTS INFORMATION

SID Contact: Jennifer Ryneanson  
 Office Phone: (401) 865-2208  
 Cell Phone: (401) 575-7370  
 E-mail Address: jrynears@providence.edu  
 Web Address: www.friars.com

### DID YOU KNOW?

The Friars' 19 wins overall in 2018-19 marked the most since the 2009-10 season. Additionally, the program made its first post season appearance since 2010, when the Friars advanced the round of 16 in the WNIT.



**CHANELL WILLIAMS**



# KAELA WEBB

# SCHEDULE

## November

Date	Day	Opponent	Time	Network TV
5	Tues.	at Yale	7 p.m.	
9	Sat.	at UMass	2 p.m.	
13	Wed.	at Hartford	7 p.m.	
17	Sun.	Boston College	1 p.m.	
20	Wed.	at Monmouth	7 p.m.	
24	Sun.	UMass Lowell	6 p.m.	

## December

7	Sat.	at Bryant	Noon	
8	Sun.	vs. Rhode Island/Brown (at Bryant)	TBD	
16	Mon.	at Utah	TBD	
18	Wed.	at New Mexico	9 p.m.	
19	Thurs.	vs. Ball State (at New Mexico)	6:30 p.m.	
20	Fri.	vs. Loyola Marymount (at New Mexico)	6:30 p.m.	
29	Sun.	at VILLANOVA	4 p.m.	FS1
31	Tues.	at GEORGETOWN	1 p.m.	BEDN

## January

3	Fri.	DePAUL	6:30 p.m.	FS2
5	Sun.	MARQUETTE	1 p.m.	BEDN
11	Sat.	at CREIGHTON	Noon	CBSSN
17	Fri.	at ST. JOHN'S	11 a.m.	BEDN
19	Sun.	at SETON HALL	1 p.m.	BEDN
24	Fri.	BUTLER	7 p.m.	BEDN
26	Sun.	XAVIER	1 p.m.	FS2

## February

2	Sun.	at DePAUL	2 p.m.	BEDN
8	Sat.	CREIGHTON	1 p.m.	BEDN
14	Fri.	SETON HALL	11:30 a.m.	BEDN
16	Sun.	ST. JOHN'S	1 p.m.	BEDN
21	Fri.	at XAVIER	11:30 a.m.	BEDN
23	Sun.	at BUTLER	2 p.m.	BEDN
28	Fri.	GEORGETOWN	7 p.m.	BEDN

## March

1	Sun.	VILLANOVA	1 p.m.	BEDN
---	------	-----------	--------	------

All dates are subject to change  
BIG EAST games in all CAPS



## ROSTER

NO.	NAME	POS.	CL.	HT.	HOMETOWN/ PREVIOUS SCHOOL
0	Kaela Webb	G	So.	5-6	Pontiac, Mich./Detroit Country Day
1	Earlette Scott	G	So.	5-10	Brooklyn, N.Y./South Shore
2	Chanell Williams	G	Jr.	5-4	Bronx, N.Y./Monsignor Scanlan
3	Hevynne Bristow	G/F	Fr.	6-1	Brooklyn, N.Y./ Brooklyn Community of Arts and Media
4	Sophia Widmeyer	F	So.	5-10	Dartmouth, Nova Scotia/ Marianapolis Preparatory School
5	Kyra Spiwak	G	Jr.	5-9	Arlington Heights, Ill./Rolling Meadows
10	Mary Baskerville	F	So.	6-3	Enfield, Conn./Enfield
11	Fatima Lee	G	Fr.	5-7	Queens, N.Y./Putnam Science Academy
12	Maya Klein	G	So.	5-5	Stamford, Conn./St. Luke's School
15	Lauren Sampson	G/F	Fr.	6-0	Waltham, Mass./Waltham
22	Olivia Orlando	G	Jr.	5-10	Georgetown, Mass./Tilton School
24	Ny-Asia Franklin	Sr.	F	6-1	East Orange, N.J./ASA Junior College
32	Alyssa Geary	F	So.	6-4	Elmhurst, Ill./Nazareth Academy
33	Andrea Cooper	F	Jr.	5-10	Edmond, Okla./Edmond Santa Fe

**Head Coach: Jim Crowley**  
**Associate Head Coach: Priscilla Edwards**  
**Assistant Coach: Tiara Johnson**  
**Assistant Coach: Jessica Jenkins**  
**Director of Basketball Operations: Jennifer Nabrizny**  
**Associate Director of Player Development: Jessie Frasier**





# Providence

## HEAD COACH JIM CROWLEY



### PROFILE: Hired at Providence – May 10, 2016

**Personal** – Native of Windsor, N.Y.; married (Monti) with a daughter (Jocelyn) and three stepsons (Patrick, Sean and Luke)

**Education** – B.A. from Keuka College in Secondary English Education (1993)

**Coaching File** – Head Coach, St. Bonaventure (2000-16); Assistant Coach, St. Bonaventure (1996-2000); Head Coach, Keuka College (1993-96)

**Highlights** – Led Providence to its most successful season since 2009-10, with its most wins (19), first national postseason berth (WNIT) and first winning season since that year; the Friars

won their first BIG EAST Tournament game since 2001 and posted their third consecutive double-digit win season; Friars have had double-digit wins in back-to-back seasons for first time since 2010-11 and 2011-12 seasons. Friars collected their most BIG EAST wins (4) since 2011-12 in Crowley's first season at the helm; PC more than doubled its win total from the year before and started the season 7-0 for the first time since 1990-91; Spent the previous 20 seasons at St. Bonaventure, including each of the last 16 seasons as the program's head coach (2000-16); posted 20-or-more wins in six of the last eight seasons; three-time Atlantic 10 Coach of the Year (2009, 2012 and 2014); ESPN.com National Coach of the Year in 2012;

### CROWLEY'S YEAR-BY-YEAR HISTORY

Year	School	Overall	BIG EAST	BIG EAST Tournament	NCAA Postseason	WNIT Postseason
1993-94	Keuka College	14-11				
1994-95	Keuka College	18-10				
1995-96	Keuka College	7-16				
2000-01	St. Bonaventure	7-21				
2001-02	St. Bonaventure	13-15				
2002-03	St. Bonaventure	6-22				
2003-04	St. Bonaventure	9-19				
2004-05	St. Bonaventure	9-19				
2005-06	St. Bonaventure	9-18				
2006-07	St. Bonaventure	16-15				
2007-08	St. Bonaventure	18-12				
2008-09	St. Bonaventure	23-11				2-1
2009-10	St. Bonaventure	23-10				1-1
2010-11	St. Bonaventure	21-12				1-1
2011-12	St. Bonaventure	31-4			2-1	
2012-13	St. Bonaventure	10-19				1-1
2013-14	St. Bonaventure	24-11				
2014-15	St. Bonaventure	15-15				
2015-16	St. Bonaventure	24-8			1-1	
2016-17	Providence	12-18	4-14 (T-7th)	0-1		
2017-18	Providence	10-21	3-15	0-1		
2018-19	Providence	19-16	8-10 (T-6th)	1-1		2-1
<b>Career</b>	<b>22 years</b>	<b>339-323</b> <b>(.512)</b>	<b>15-39</b> <b>(.278)</b>	<b>1-3</b> <b>(.250)</b>	<b>3-2</b> <b>(.600)</b>	<b>7-5</b> <b>(.583)</b>

### CROWLEY'S RECORD

**Career Record (22 years)**

339-323 (.512)

**Providence Record (3 Years)**

41-55 (.427)

**BIG EAST Regular Season Record (3 Years)**

15-39 (.278)

**BIG EAST Tournament Record (3 appearances)**

1-3 (.250)

**NCAA Record (2 appearances)**

3-2 (.600)

**WNIT Record (5 appearances)**

7-5 (.583)

### PROVIDENCE IN THE BIG EAST

	Overall	BIG EAST	Reg. Seas. Finish
1982-83	24-6	7-1	tied-1st
1983-84	19-7	5-3	tied-2nd
1984-85	14-14	9-7	6th
1985-86	24-6	14-2	1st
1986-87	23-9	12-4	2nd
1987-88	13-15	7-9	6th
1988-89	22-11	10-6	3rd
1989-90	27-5	14-2	tied-1st
1990-91	26-6	13-3	2nd
1991-92	21-9	13-5	tied-2nd
1992-93	15-15	7-11	7th
1993-94	13-15	10-8	4th
1994-95	10-21	5-13	tied-8th
1995-96	12-15	9-9	tied-1st BE 7
1996-97	13-14	8-10	tied-2nd BE 7
1997-98	10-17	6-12	4th BE 7
1998-99	5-22	4-14	11th
1999-00	10-17	5-11	tied-9th
2000-01	11-17	4-12	11th
2001-02	13-15	7-9	8th
2002-03	9-18	3-13	13th
2003-04	4-23	0-16	14th
2004-05	1-27	0-16	12th
2005-06	8-19	3-13	tied-13th
2006-07	13-16	3-13	tied-13th
2007-08	12-17	2-14	16th
2008-09	10-20	4-12	tied-13th
2009-10	19-15	7-9	tied-8th
2010-11	13-16	6-10	11th
2011-12	13-17	5-11	13th
2012-13	7-23	2-14	14th
2013-14	7-23	2-16	10th
2014-15	6-24	3-15	9th
2015-16	5-24	1-17	10th
2016-17	12-18	4-14	tied-7th
2017-18	10-21	3-15	tied-9th
2018-19	19-16	8-10	tied-6th





# RESULTS & STATISTICS

<b>RECORD:</b>	<b>OVERALL</b>	<b>HOME</b>	<b>AWAY</b>	<b>NEUTRAL</b>	<b>ATTENDANCE SUMMARY</b>	<b>GAMES</b>	<b>TOTALS</b>	<b>AVG/GAME</b>
All Games	19-16	11-8	6-8	2-0	Home	19	6979	367
Conference	8-10	4-5	4-5	0-0	Away	14	20804	1486
Non-Conference	11-6	7-3	2-3	2-0	Neutral	2	2272	1136
					Total	35	30055	859

Date	Time	Opponent	Score	Attend.	High Points	High Rebounds	Date	Time	Opponent	Score	Attend.	High Points	High Rebounds
11/08/18	7:01 p.m.	at Penn State	72-74 L	2115	(18)Nogic,Jovana	(6)Orlando,Olivia	01/20/19	1 p.m.	* XAVIER	W 71-58	302	(16)Nogic,Jovana	(6)Spivak,Kyra
11/15/18	7 p.m.	QUINNIPIAC	44-48 L	342	(9)Jolin,Maddie	(9)Orlando,Olivia							(6)Baskerville,Mary
11/21/18	12 p.m.	SACRED HEART	W 62-52	130	(25)Williams,Chanell	(12)Orlando,Olivia	01/26/19	1:03 p.m.	* at Creighton	W 77-63	816	(18)Nogic,Jovana	(6)Orlando,Olivia
11/27/18	7 p.m.	at Boston College	W 61-57	722	(13)Geary,Alyssa	(9)Jolin,Maddie	02/01/19	7 p.m.	* at Villanova	33-53 L	601	(8)Nogic,Jovana	(8)Baskerville,Mary
					(13)Williams,Chanell	(6)Geary,Alyssa	02/03/19	2 p.m.	* at Georgetown	56-61 L	815	(10)Nogic,Jovana	(15)Baskerville,Mary
11/29/18	7 p.m.	YALE	W 59-42	356	(16)Nogic,Jovana	(13)Baskerville,Mary						(10)Baskerville,Mary	
12/01/18	12 p.m.	at Rhode Island	65-72 L	426	(20)Nogic,Jovana	(8)Baskerville,Mary	02/08/19	7 p.m.	* SETON HALL	W 82-75	341	(25)Jolin,Maddie	(14)Baskerville,Mary
12/02/18	12 p.m.	vs Bryant	W 72-64	420	(22)Nogic,Jovana	(8)Orlando,Olivia	02/10/19	1 p.m.	* ST. JOHN'S	57-60 L	487	(14)Jolin,Maddie	(11)Baskerville,Mary
12/08/18	1 p.m.	at UMass Lowell	W 71-47	322	(17)Nogic,Jovana	(7)Jolin,Maddie	02/15/19	7:02 p.m.	* at Xavier	W 63-55	1185	(22)Nogic,Jovana	(10)Orlando,Olivia
12/15/18	1 p.m.	NORTHEASTERN	59-65 L	282	(20)Williams,Chanell	(6)Orlando,Olivia	02/17/19	2 p.m.	* at Butler	WOT 66-63	1618	(20)Nogic,Jovana	(8)Baskerville,Mary
12/19/18	4:30 p.m.	PEPPERDINE	W 66-47	231	(22)Nogic,Jovana	(9)Baskerville,Mary	02/23/19	4 p.m.	* CREIGHTON	64-73 L	486	(15)Jolin,Maddie	(5)Jolin,Maddie
12/20/18	4:30 p.m.	NORTHERN KENTUCKY	W 48-43	217	(12)Williams,Chanell	(6)Orlando,Olivia						(5)Orlando,Olivia	
					(6)Geary,Alyssa	(6)Williams,Chanell	03/01/19	7 p.m.	* DEPAUL	61-76 L	333	(17)Nogic,Jovana	(7)Baskerville,Mary
12/21/18	2:30 p.m.	LA SALLE	W 77-47	176	(18)Baskerville,Mary	(17)Baskerville,Mary	03/03/19	1 p.m.	* MARQUETTE	57-80 L	578	(12)Williams,Chanell	(10)Orlando,Olivia
12/29/18	2 p.m.	* at Marquette	46-85 L	1826	(12)Nogic,Jovana	(5)Baskerville,Mary	03/09/19	4:30 p.m.	vs Xavier	W 70-62	1852	(18)Orlando,Olivia	(8)Orlando,Olivia
12/31/18	2 p.m.	* at DePaul	62-88 L	1690	(17)Baskerville,Mary	(9)Spivak,Kyra	03/10/19	6 p.m.	at DePaul	60-85 L	2164	(16)Baskerville,Mary	(4)Orlando,Olivia
01/04/19	7 p.m.	* GEORGETOWN	52-68 L	215	(15)Nogic,Jovana	(9)Baskerville,Mary						(4)Baskerville,Mary	
01/06/19	1 p.m.	* VILLANOVA	W 67-61	512	(23)Nogic,Jovana	(8)Orlando,Olivia	03/21/19	7 p.m.	HARTFORD	W 71-54	368	(27)Nogic,Jovana	(8)Baskerville,Mary
01/11/19	11:01 a.m.	* at St. John's	WOT 67-66	5602	(19)Jolin,Maddie	(10)Baskerville,Mary	03/24/19	4 p.m.	PENN	W 64-54	511	(20)Baskerville,Mary	(15)Baskerville,Mary
01/13/19	1 p.m.	* at Seton Hall	73-79 L	902	(16)Webb,Kaela	(7)Geary,Alyssa	03/26/19	7 p.m.	GEORGETOWN	46-53 L		(18)Nogic,Jovana	(13)Baskerville,Mary
01/18/19	11:30 a.m.	* BUTLER	WOT 74-68	1112	(24)Nogic,Jovana	(7)Jolin,Maddie							
					(7)Scott,Earlette								

\* indicates conference game

TM

## PLAYERS RETURNING

No.	Player	GP	GS	Min	Avg	TOTAL			3-PTS			REBOUNDS														
						FG	FGA	Pct	3FG	FGA	Pct	FT	FTA	Pct	Off	Def	Tot	Avg	PF	FO	A	TO	Blk	Stl	Pts	Avg
10	Baskerville,Mary	35	26	668	19.1	141	243	.580	0	1	.000	49	84	.583	77	177	254	7.3	110	7	15	51	53	32	331	9.5
	Conference-Only...	18	18	368	20.4	74	123	.602	0	1	.000	21	34	.618	29	102	131	7.3	66	6	8	25	28	11	169	9.4
00	Webb,Kaela	35	18	791	22.6	98	262	.374	47	121	.388	39	45	.867	11	52	63	1.8	46	0	58	56	1	45	282	8.1
	Conference-Only...	18	14	434	24.1	52	137	.380	23	63	.365	22	24	.917	5	24	29	1.6	22	0	29	31	1	24	149	8.3
02	Williams,Chanell	35	14	727	20.8	91	218	.417	3	15	.200	39	59	.661	16	50	66	1.9	79	1	92	94	3	19	224	6.4
	Conference-Only...	18	3	358	19.9	32	96	.333	1	4	.250	14	28	.500	8	18	26	1.4	42	0	46	50	2	5	79	4.4
22	Orlando,Olivia	35	35	895	25.6	62	127	.488	0	2	.000	17	28	.607	55	149	204	5.8	75	0	79	60	14	29	141	4.0
	Conference-Only...	18	18	458	25.4	35	72	.486	0	1	.000	9	15	.600	28	69	97	5.4	34	0	41	37	10	18	79	4.4
33	Cooper,Andrea	35	9	436	12.5	43	93	.462	0	1	.000	19	41	.463	15	43	58	1.7	76	0	13	21	6	18	105	3.0
	Conference-Only...	18	0	215	11.9	17	40	.425	0	1	.000	6	15	.400	6	22	28	1.6	37	0	5	10	4	7	40	2.2
32	Geary,Alyssa	35	0	466	13.3	38	107	.355	16	46	.348	9	12	.750	11	77	88	2.5	58	1	18	34	19	4	101	2.9
	Conference-Only...	18	0	207	11.5	16	53	.302	7	24	.292	1	2	.500	5	33	38	2.1	29	0	8	22	4	1	40	2.2
01	Scott,Earlette	35	3	534	15.3	24	82	.293	0	4	.000	34	45	.756	21	56	77	2.2	46	0	23	61	6	25	82	2.3
	Conference-Only...	18	0	257	14.3	12	44	.273	0	2	.000	18	23	.783	18	22	40	2.2	25	0	11	31	1	18	42	2.3
05	Spivak,Kyra	34	0	373	11.0	23	69	.333	7	21	.333	19	20	.950	14	32	46	1.4	31	0	16	23	1	8	72	2.1
	Conference-Only...	18	0	219	12.2	20	41	.488	7	15	.467	13	14	.929	12	19	31	1.7	18	0	9	16	1	6	60	3.3
12	Klein,Maya	8	0	16	2.0	3	6	.500	1	4	.250	0	0	.000	0	2	2	0.3	1	0	0	1	0	0	7	0.9
	Conference-Only...	4	0	8	2.0	0	0	.000	0	0	.000	0	0	.000	0	1	1	0.3	0	0	0	1	0	0	0	0.0
04	Widmeyer,Sophia	13	0	43	3.3	2	6	.333	0	1	.000	7	8	.875	0	5	5	0.4	8	0	3	6	0	2	11	0.8
	Conference-Only...	5	0	16	3.2	0	2	.000	0	0	.000	5	6	.833	0	1	1	0.2	4	0	0	0	0	2	5	1.0

## PLAYERS NOT RETURNING

No.	Player	GP	GS	Min	Avg	TOTAL			3-PTS			REBOUNDS														
						FG	FGA	Pct	3FG	FGA	Pct	FT	FTA	Pct	Off	Def	Tot	Avg	PF	FO	A	TO	Blk	Stl	Pts	Avg
11	Nogic,Jovana	35	35	1049	30.0	153	408	.375	93	236	.394	85	96	.885	9	107	116	3.3	49	1	49	66	14	38	484	13.8
	Conference-Only...	18	18	566	31.4	73	204	.358	40	105	.381	52	55	.945	5	61	66	3.7	22	1	28	37	7	14	238	13.2
21	Jolin,Maddie	33	33	1019	30.9	117	287	.408	48	133	.361	61	74	.824	21	102	123	3.7	59	0	95	93	8	45	343	10.4
	Conference-Only...	18	18	565	31.4	73	170	.429	32	78	.410	40	50	.800	10	57	67	3.7	28	0	45	54	4	31	218	12.1
23	Che,Clara	22	2	108	4.9	4	14	.286	3	9	.333	1	2	.500	0	4	4	0.2	8	0	6	11	0	6	12	0.5
	Conference-Only...	9	1	54	6.0	3	7	.429	2	4	.500	1	2	.500	0	2	2	0.2	3	0	5	5	0	1	9	1.0
TM	TEAM.....														48	59	107	3.1	1			11			0	
	Conference-Only...														21	29	50	2.8	0			5			0	
	<b>Total.....</b>	<b>35</b>				<b>799</b>	<b>1922</b>	<b>.416</b>	<b>218</b>	<b>594</b>	<b>.367</b>	<b>379</b>	<b>514</b>	<b>.737</b>	<b>298</b>	<b>915</b>	<b>1213</b>	<b>34.7</b>	<b>647</b>	<b>10</b>	<b>467</b>	<b>588</b>	<b>125</b>	<b>271</b>	<b>2195</b>	<b>62.7</b>
	<b>Conference-Only...</b>	<b>18</b>				<b>407</b>	<b>989</b>	<b>.412</b>	<b>112</b>	<b>298</b>	<b>.376</b>	<b>202</b>	<b>268</b>	<b>.754</b>	<b>147</b>	<b>460</b>	<b>607</b>	<b>33.7</b>	<b>330</b>	<b>7</b>	<b>235</b>	<b>324</b>	<b>62</b>	<b>138</b>	<b>1128</b>	<b>62.7</b>
	Opponents.....	35				785	2063	.381	220	756	.291	408	599	.681	439	884	1323	37.8	605	-	407	567	98	260	2198	62.8
	Conference-Only...	18				444	1094	.406	132	435	.303	212	302	.702	221	465	686	38.1	309	9	243	281	50	149	1232	68.4





# St. John's

## QUICK FACTS

Location: ..... Queens, N.Y. 11439  
 Nickname: ..... Red Storm  
 Colors: ..... Red and White  
 Enrollment: ..... 21,346  
 Director of Athletics: ..... Mike Cragg  
 Home Court: ..... Carnesecca Arena (5,602)/  
 Madison Square Garden (19,786)  
 Press Row Phone: ..... (718) 990-5713 (CA)/  
 (212) 631-8890 (MSG)  
 2018-19 Overall Record: ..... 15-16  
 2018-19 BIG EAST Record/Finish: ..... 7-11/T-8th  
 Letterwinners Returning/Lost: ..... 7/3  
 Starters Returning/Lost: ..... 3/2



**MIKE CRAGG**  
*Director of Athletics*



**JOE TARTAMELLA**  
*Head Coach*



**VICTORIA LANZA**  
*Assistant Director of  
 Athletic Communications*

## COACHING STAFF

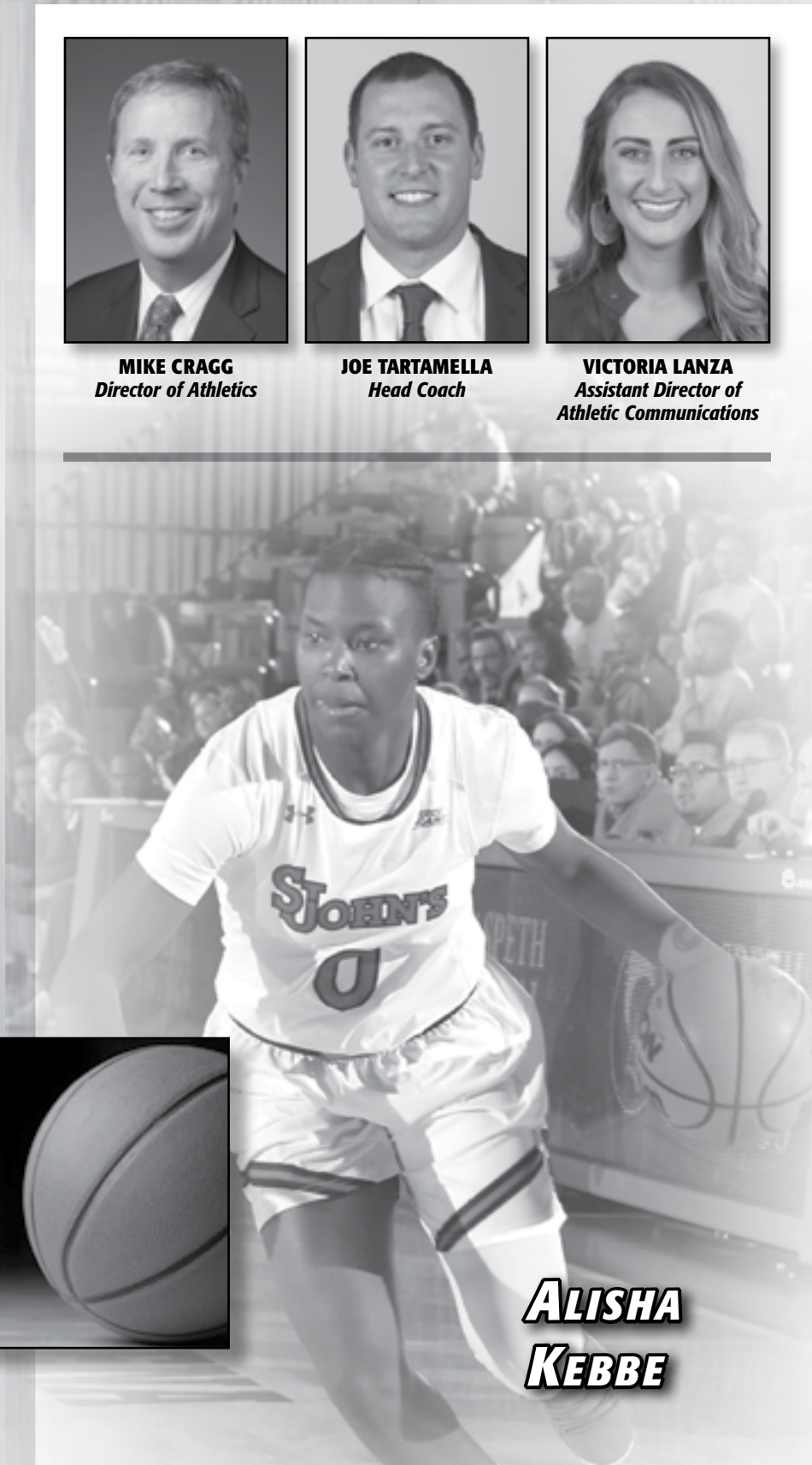
Head Coach: ..... Joe Tartamella  
 Alma Mater: ..... James Madison '01  
 Associate Head Coach: .. Jonath Nicholas (Trinity University '97)  
 Assistant Coach: ..... Shenneika Smith (St. John's '13)  
 Assistant Coach: ..... Rory Kuhn (Cortland '03)  
 Director of Basketball Operations: ..... Matt Bernstein  
 (St. John's, 2009)  
 Graduate Assistant: ..... Tamesha Alexander (St. John's, 2018)  
 Graduate Assistant: ..... Mei-Lyn Bautista  
 (George Washington, 2019)

## SPORTS INFORMATION

Basketball Office Phone: ..... (718) 990-6002  
 SID Contact: ..... Victoria Lanza  
 Office Phone: ..... (718) 990-1523  
 Cell Phone: ..... (214) 538-1531  
 Email Address: ..... lanzav@stjohns.edu  
 Web Address: ..... www.redstormsports.com

### ***DID YOU KNOW?***

The Johnnies recorded their first victory over an AP-Top 10 opponent in over six years with a 81-74 win over No. 8/7 Marquette on Feb. 15. St. John's had previously knocked off No. 2/2 UConn on Feb. 18, 2012.



**ALISHA  
 KEBBE**



# QADASHAH HOPPIE

# SCHEDULE

## November

Date	Day	Opponent	Time	Network TV
5	Tues.	at St. Bonaventure	TBD	
13	Wed.	Lafayette	7 p.m.	ESPN3
17	Sun.	at James Madison	TBD	
22	Fri.	Wake Forest	7:30 p.m.	ESPN3
25	Mon.	UMass	7 p.m.	ESPN3
30	Sat.	vs. IUPUI (at UNLV)	5:30 p.m.	

## December

1	Sun.	TBD – Lady Rebel Round-Up	TBD	
6	Fri.	at Yale	7 p.m.	
9	Mon.	Army	7 p.m.	ESPN3
15	Sun.	at Florida State	TBD	
20	Fri.	Fairfield	TBD	ESPN3
29	Sun.	at XAVIER	2 p.m.	BEDN
31	Tues.	at BUTLER	4 p.m.	BEDN

## January

3	Fri.	GEORGETOWN	7 p.m.	BEDN
5	Sun.	VILLANOVA	2 p.m.	CBSSN
10	Fri.	at MARQUETTE	8 p.m.	BEDN
12	Sun.	at DePAUL	1 p.m.	FS1
17	Fri.	PROVIDENCE	11 a.m.	BEDN
19	Sun.	CREIGHTON	TBD	BEDN
26	Sun.	at SETON HALL	6:30 p.m.	FS1
31	Fri.	at VILLANOVA	7 p.m.	BEDN

## February

2	Sun.	at GEORGETOWN	2 p.m.	BEDN
7	Fri.	DePAUL	7 p.m.	BEDN
9	Sun.	MARQUETTE	2 p.m.	BEDN
14	Fri.	at CREIGHTON	7 p.m.	FS2
16	Sun.	at PROVIDENCE	1 p.m.	BEDN
22	Sat.	SETON HALL	2 p.m.	BEDN
28	Fri.	BUTLER	7 p.m.	BEDN

## March

1	Sun.	XAVIER	2 p.m.	BEDN
---	------	--------	--------	------

All dates are subject to change  
BIG EAST games in all CAPS



## ROSTER

NO.	NAME	POS.	CL.	HT.	HOMETOWN/ PREVIOUS SCHOOL
0	Alisha Kebbe	G	Sr.	5-10	Philadelphia, Pa./Neumann-Goretti
1	Unique Drake	G	Fr.	5-7	Columbia, S.C./Westwood
2	Leilani Correa	G	Fr.	6-0	Manchester, N.J./Manchester Township
3	Tiana England	G	R-Jr.	5-7	Stamford, Conn./Stamford
4	Raven Farley	F	R-Jr.	6-4	Elizabeth, N.J./Queen of Peace
5	Shamachya Duncan	G	Sr.	5-6	Staten Island, N.Y./The Patrick School
11	Cecilia Holmberg	F	Fr.	6-2	Björred, Sweden/BG Lulea
14	Sophia Nolan	F	Fr.	6-1	Valparaiso, Ind./Marquette Catholic
21	Qadashah Hoppie	G	Jr.	5-7	Staten Island, N.Y./The Patrick School
23	Camree Clegg	G	R-So.	5-5	Westland, Mich./Wayne Memorial
25	Alissa Alston	G	R-Sr.	5-8	New Haven, Conn./Ole Miss
30	Kadaja Bailey	F	So.	6-0	Long Beach, N.Y./St. Mary's
41	Emma Nolan	F	Fr.	6-1	Valparaiso, Ind./Marquette Catholic

**Head Coach:** Joe Tartamella  
**Associate Head Coach:** Jonath Nichols  
**Assistant Coach:** Rory Kuhn  
**Assistant Coach:** Shenneika Smith  
**Director of Basketball Operations:** Matt Bernstein  
**Graduate Assistant:** Tamesha Alexander  
**Graduate Assistant:** Mei-Lyn Bautista





# St. John's

## HEAD COACH JOE TARTAMELLA



### PROFILE: Hired at St. John's – April 27, 2012

**Personal** – Native of St. James, N.Y.; married (Shannon) with two sons (Brady and JJ), and one daughter (Riley).

**Education** – B.A. from James Madison (2001), MBA from St. John's University (2004).

**Coaching File** – Associate Head Coach, St. John's (2008-12); Assistant Coach, St. John's (2005-08); Assistant men's coach, SUNY Maritime (2004-05); graduate assistant, St. John's (2002-04); assistant men's coach, St. Anthony's High School (2001-02).

**Highlights** – Advanced to the WNIT Quarterfinals in 2018; St. John's won its first BIG EAST Tournament title since 1984 and third overall in 2016; the Red Storm have earned postseason bids in six of seven years under Tartamella; St. John's made back-to-back NCAA appearances during his first two seasons and received an automatic bid in 2016; advanced to the NCAA Tournament Second Round in 2014 after upsetting higher-seeded USC; advanced to the third round of the WNIT in 2015 and 2017; was an assistant coach on the St. John's staff which made four trips to the NCAA Tournament, including its first Sweet 16 appearance (2012).

### TARTAMELLA'S YEAR-BY-YEAR HISTORY

YEAR	SCHOOL	OVERALL	BIG EAST	BIG EAST TOURNAMENT	NCAA POSTSEASON	WNIT POSTSEASON
2012-13	St. John's	18-13	11-5 (T-3rd)	1-1	0-1	
2013-14	St. John's	23-11	13-5 (2nd)	2-1	1-1	
2014-15	St. John's	23-11	11-7 (4th)	1-1		2-1
2015-16	St. John's	23-10	11-7 (4th)	3-0	0-1	
2016-17	St. John's	22-12	11-7 (T-4th)	1-1		2-1
2017-18	St. John's	19-15	9-9 (T-5th)	0-1		3-1
2018-19	St. John's	15-16	7-11 (T-8th)	1-1		
<b>Career</b>	<b>7 years</b>	<b>143-88 (.619)</b>	<b>73-51 (.589)</b>	<b>9-6 (.600)</b>	<b>1-3 (.250)</b>	<b>7-3 (.700)</b>

### TARTAMELLA'S RECORD

**Career Record (6 years)**

143-88 (.619)

**St. John's Record (7 years)**

143-88 (.619)

**BIG EAST Regular Season Record (7 years)**

73-51 (.589)

**BIG EAST Tournament Record (7 appearances)**

9-6 (.600)

**NCAA Record (3 appearances)**

1-3 (.250)

**WNIT Record (3 appearances)**

7-3 (.700)

### ST. JOHN'S IN THE BIG EAST

	Overall	BIG EAST	Reg. Seas. Finish
1982-83	27-6	7-1	tied-1st
1983-84	24-6	5-3	tied-3rd
1984-85	18-11	12-4	tied-1st
1985-86	19-9	11-5	4th
1986-87	16-13	9-7	tied-4th
1987-88	22-10	10-6	tied-3rd
1988-89	10-18	5-11	7th
1989-90	12-17	5-11	tied-7th
1990-91	16-12	10-6	tied-3rd
1991-92	14-14	7-11	tied-5th
1992-93	12-16	5-13	8th
1993-94	8-20	4-14	9th
1994-95	15-12	10-8	tied-4th
1995-96	6-21	4-14	6th BE 6
1996-97	5-22	3-15	6th BE 6
1997-98	6-21	4-14	6th BE 6
1998-99	13-18	7-11	8th
1999-00	11-18	5-11	tied-9th
2000-01	8-20	3-13	tied-12th
2001-02	3-24	0-16	14th
2002-03	8-19	2-14	14th
2003-04	10-18	4-12	11th
2004-05	20-11	7-9	tied-6th
2005-06	22-8	11-5	tied-3rd
2006-07	8-20	4-12	12th
2007-08	18-15	7-9	10th
2008-09	19-15	4-12	tied-13th
2009-10	25-7	12-4	tied-4th
2010-11	22-11	9-7	tied-7th
2011-12	24-10	13-3	tied-2nd
2012-13	18-13	11-5	tied-3rd
2013-14	23-11	13-5	2nd
2014-15	23-11	11-7	4th
2015-16	23-10	11-7	4th
2016-17	22-12	11-7	tied-4th
2017-18	19-15	9-9	tied-5th
2018-19	15-16	7-11	tied-8th





# RESULTS & STATISTICS

<b>RECORD:</b>	<b>OVERALL</b>	<b>HOME</b>	<b>AWAY</b>	<b>NEUTRAL</b>	<b>ATTENDANCE SUMMARY</b>	<b>GAMES</b>	<b>TOTALS</b>	<b>AVG/GAME</b>
All Games	15-16	5-7	7-7	3-2	Home	12	33093	2758
Conference	7-11	3-6	4-5	0-0	Away	14	11755	840
Non-Conference	8-5	2-1	3-2	3-2	Neutral	5	6293	1259
					Total	31	51141	1650

Date	Time	Opponent	Score	Attend.	High Points	High Rebounds	Date	Time	Opponent	Score	Attend.	High Points	High Rebounds
11/09/18	5:33 p.m.	at Iona	W 61-35		(14)Bailey,Kadaja	(13)Bailey,Kadaja	01/18/19	7 p.m.	* at DePaul	64-73 L	1751	(13)Kebbe,Alisha	(6)Kebbe,Alisha
11/16/18	5:05 p.m.	at Army	W 60-49	640	(17)Wellere,Akina	(8)Charles,Kayla	01/20/19	2 p.m.	* at Marquette	73-83 L	1451	(22)Brelove,Curteeona	(8)Brelove,Curteeona
11/22/18	6:30 p.m.	vs Purdue	W 68-62		(14)England,Tiana	(10)Brelove,Curteeona						(8)Wellere,Akina	
					(14)Wellere,Akina		01/25/18	7:02 p.m.	* GEORGETOWN	W 59-51	772	(17)Brelove,Curteeona	(10)Brelove,Curteeona
					(14)Kebbe,Alisha		01/27/19	2:02 p.m.	* VILLANOVA	57-73 L	754	(18)England,Tiana	(5)Kebbe,Alisha
11/23/18	8:50 p.m.	vs Connecticut	55-65 L	2373	(13)England,Tiana	(9)Bailey,Kadaja	02/01/19	7:03 p.m.	* BUTLER	68-73 LOT	750	(24)Hoppie,Qadashah	(6)England,Tiana
11/25/18	6:40 p.m.	vs Mississippi	W 64-59		(23)Hoppie,Qadashah	(7)Kebbe,Alisha	02/03/19	2:03 p.m.	* XAVIER	W 70-41	599	(15)Brelove,Curteeona	(9)Charles,Kayla
11/29/18	7:02 p.m.	DELAWARE STATE	W 82-44	726	(20)Brelove,Curteeona	(14)Charles,Kayla	02/08/19	7:03 p.m.	* at Creighton	W 51-45	848	(15)Brelove,Curteeona	(7)Kebbe,Alisha
12/02/18	1 p.m.	at Wake Forest	59-64 L	320	(16)England,Tiana	(6)Charles,Kayla	02/10/19	1 p.m.	* at Providence	W 60-57	487	(15)Kebbe,Alisha	(7)England,Tiana
12/06/18	7 p.m.	YALE	W 56-52	704	(12)Kebbe,Alisha	(9)England,Tiana	02/15/19	7:02 p.m.	* MARQUETTE	W 81-74	753	(20)England,Tiana	(7)Charles,Kayla
					(12)Hoppie,Qadashah							(7)Brelove,Curteeona	
					(12)Wellere,Akina		02/17/19	1 p.m.	* DEPAUL	62-70 L	19812	(16)Hoppie,Qadashah	(11)Brelove,Curteeona
12/09/18	2:02 p.m.	FLORIDA STATE	53-57 L	893	(17)Kebbe,Alisha	(20)Charles,Kayla	02/22/19	12 p.m.	* at Villanova	W 66-62	651	(16)Kebbe,Alisha	(6)England,Tiana
12/15/18	2 p.m.	at La Salle	W 83-57	427	(21)Wellere,Akina	(9)Kebbe,Alisha	02/24/19	2 p.m.	* at Georgetown	80-82 L	987	(23)England,Tiana	(7)Wellere,Akina
12/21/18	1 p.m.	at James Madison	51-64 L	2154	(13)Wellere,Akina	(8)Brelove,Curteeona						(7)Brelove,Curteeona	
					(13)Brelove,Curteeona		03/03/19	2:06 p.m.	* SETON HALL	72-76 L	1126	(20)Hoppie,Qadashah	(9)Charles,Kayla
12/30/18	1 p.m.	* at Seton Hall	67-77 L	864	(19)Hoppie,Qadashah	(15)Charles,Kayla	03/09/19	2 p.m.	vs Seton Hall	W 76-51	1852	(18)Wellere,Akina	(11)Brelove,Curteeona
01/04/19	7:03 p.m.	* at Xavier	W 76-57	317	(21)Wellere,Akina	(12)Bailey,Kadaja	03/10/19	12 p.m.	vs Marquette	57-88 L	2068	(13)Kebbe,Alisha	(7)Brelove,Curteeona
					(12)Kebbe,Alisha							(13)Brelove,Curteeona	
01/06/19	1 p.m.	* at Butler	45-66 L	858	(14)Hoppie,Qadashah	(7)Wellere,Akina						(13)Wellere,Akina	
01/11/19	11:01 a.m.	* PROVIDENCE	66-67 LOT	5602	(16)Kebbe,Alisha	(13)Brelove,Curteeona							
01/13/19	2:02 p.m.	* CREIGHTON	63-65 L	602	(18)Kebbe,Alisha	(6)Brelove,Curteeona							

\* indicates conference game

PLAYERS RETURNING		TOTAL											3-PTS			REBOUNDS										
No.	Player	GP	GS	Min	Avg	FG	FGA	Pct	3FG	FGA	Pct	FT	FTA	Pct	Off	Def	Tot	Avg	PF	FO	A	TO	Bilk	Stl	Pts	Avg
21	Hoppie,Qadashah	31	30	1011	32.6	117	324	.361	42	134	.313	83	105	.790	16	48	64	2.1	82	1	73	68	7	27	359	11.6
	Conference-Only...	18	17	615	34.2	70	194	.361	22	76	.289	47	62	.758	8	28	36	2.0	53	1	43	42	6	20	209	11.6
03	England,Tiana	31	31	1145	36.9	136	288	.472	22	60	.367	38	56	.679	8	102	110	3.5	47	0	176	106	8	48	332	10.7
	Conference-Only...	18	18	668	37.1	87	181	.481	12	36	.333	30	43	.698	3	62	65	3.6	29	0	97	66	8	23	216	12.0
00	Kebbe,Alisha	31	31	921	29.7	114	294	.388	44	130	.338	59	69	.855	55	102	157	5.1	72	2	39	48	20	33	331	10.7
	Conference-Only...	18	18	569	31.6	69	176	.392	26	79	.329	33	38	.868	34	64	98	5.4	45	1	23	28	12	20	197	10.9
30	Bailey,Kadaja	31	0	639	20.6	72	159	.453	8	30	.267	26	37	.703	51	74	125	4.0	33	0	30	34	4	20	178	5.7
	Conference-Only...	18	0	325	18.1	36	82	.439	4	16	.250	12	15	.800	27	36	63	3.5	16	0	19	14	2	8	88	4.9
05	Duncan,Shamachya	13	0	77	5.9	5	21	.238	5	17	.294	2	2	1.000	1	3	4	0.3	5	0	1	5	0	1	17	1.3
	Conference-Only...	3	0	15	5.0	1	5	.200	1	5	.200	2	2	1.000	0	0	0	0.0	2	0	0	2	0	0	5	1.7
PLAYERS NOT RETURNING		TOTAL											3-PTS			REBOUNDS										
No.	Player	GP	GS	Min	Avg	FG	FGA	Pct	3FG	FGA	Pct	FT	FTA	Pct	Off	Def	Tot	Avg	PF	FO	A	TO	Bilk	Stl	Pts	Avg
20	Wellere,Akina	31	31	1083	34.9	128	290	.441	25	92	.272	53	68	.779	36	100	136	4.4	93	2	47	48	17	37	334	10.8
	Conference-Only...	18	18	641	35.6	71	148	.480	14	48	.292	29	35	.829	21	63	84	4.7	58	2	30	26	11	22	185	10.3
25	Brelove,Curteeona	29	28	729	25.1	129	257	.502	1	10	.100	34	52	.654	65	113	178	6.1	69	2	13	34	19	12	293	10.1
	Conference-Only...	18	18	458	25.4	85	165	.515	1	4	.250	18	31	.581	38	71	109	6.1	48	2	8	24	15	7	189	10.5
10	Sina,Jasmine	27	1	200	7.4	14	49	.286	11	42	.262	0	0	.000	1	7	8	0.3	12	0	3	8	0	2	39	1.4
	Conference-Only...	17	1	129	7.6	11	32	.344	8	26	.308	0	0	.000	1	3	4	0.2	7	0	2	7	0	1	30	1.8
TM	TEAM.....														41	70	111	3.6	0			14			0	
	Conference-Only...														17	39	56	3.1	0			7			0	
	<b>Total.....</b>	<b>31</b>				<b>763</b>	<b>1809</b>	<b>.422</b>	<b>158</b>	<b>515</b>	<b>.307</b>	<b>321</b>	<b>434</b>	<b>.740</b>	<b>339</b>	<b>726</b>	<b>1065</b>	<b>34.4</b>	<b>492</b>	<b>9</b>	<b>389</b>	<b>393</b>	<b>104</b>	<b>199</b>	<b>2005</b>	<b>64.7</b>
	Conference-Only...	<b>18</b>				<b>456</b>	<b>1048</b>	<b>.435</b>	<b>88</b>	<b>290</b>	<b>.303</b>	<b>180</b>	<b>243</b>	<b>.741</b>	<b>180</b>	<b>417</b>	<b>597</b>	<b>33.2</b>	<b>298</b>	<b>6</b>	<b>227</b>	<b>229</b>	<b>69</b>	<b>109</b>	<b>1180</b>	<b>65.6</b>
	Opponents.....	31				693	1687	.411	184	505	.364	369	522	.707	326	738	1064	34.3	451	-	355	462	104	199	1939	62.5
	Conference-Only...	18				411	985	.417	117	308	.380	253	341	.742	188	430	618	34.3	268	5	200	250	58	129	1192	66.2





# Seton Hall

## QUICK FACTS

Location: ..... South Orange, N.J. 07079  
 Nickname: ..... Pirates  
 Colors: ..... Blue and White  
 Enrollment: ..... 10,200  
 Director of Athletics: ..... Patrick Lyons  
 Home Court: ..... Walsh Gymnasium (1,655)  
 2018-19 Overall Record: ..... 15-16  
 2018-19 BIG EAST Record/Finish: ..... 7-11/T-8th  
 Letterwinners Returning/Lost: ..... 2/3  
 Starters Returning/Lost: ..... 7/7

## COACHING STAFF

Head Coach: ..... Tony Bozzella  
 Alma Mater: ..... Seton Hall '89  
 Assistant Coach: ..... Lauren DeFalco (Iona '08)  
 Assistant Coach: ..... Marissa Flagg (Iona '11)  
 Assistant Coach: ..... Jose Rebibmas (Seton Hall '90)  
 Director of Player Development: ..... Pete Cinella  
 (Western New England, 1990)  
 Director of Basketball Operations: ..... Shaaliyah Lyons  
 (Seton Hall '17)  
 Coordinator of Basketball Operations: ..... Danaejah Grant  
 (St. John's '16)  
 Coordinator of Basketball Operations: ..... Ka-Deidre Simmons  
 (Seton Hall, 2015)

## SPORTS INFORMATION

Basketball Office Phone: ..... (973) 761-9298  
 SID Contact: ..... Matt Sweeney  
 Office Phone: ..... (973) 761-9493  
 Cell Phone: ..... (973) 943-8434  
 E-mail Address: ..... matthew.sweeney@shu.edu  
 Web Address: ..... www.shupirates.com

### DID YOU KNOW?

For the fifth time in six years, the Pirates qualified for postseason play with an at-large bid to the WNIT. First round action saw Seton Hall fall to Toledo in the first all-time meeting between the programs. In 2014, the Pirates had their best run in the postseason tournament, advancing to the third round.



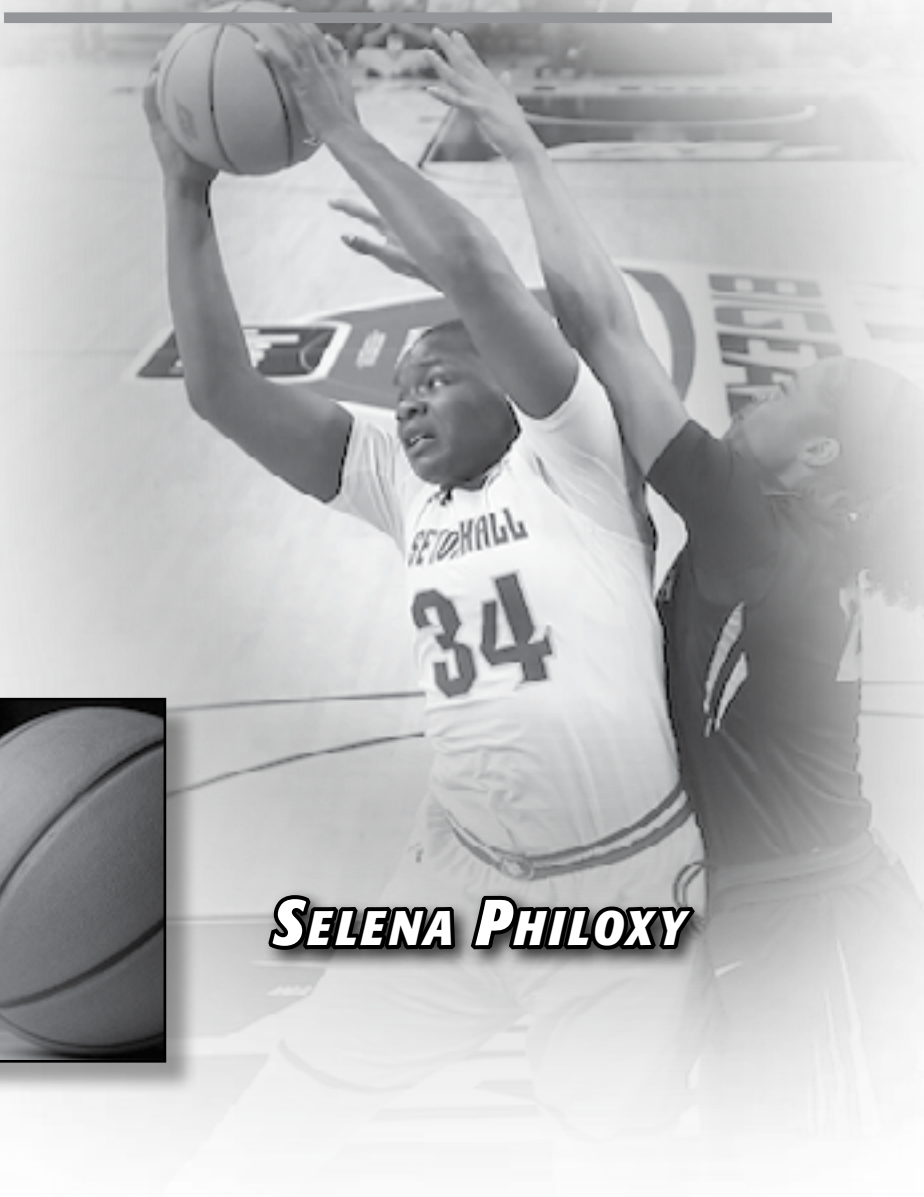
**BRYAN FELT**  
 Director of Athletics



**TONY BOZZELLA**  
 Head Coach



**MATT SWEENEY**  
 Assistant Athletics Director  
 for Communications



**SELENA PHILOXY**

# DESIREE ELMORE

# SCHEDULE

## November

Date	Day	Opponent	Time	Network TV
6	Wed.	Sacred Heart	7 p.m.	
9	Sat.	Fairfield	11 a.m.	
12	Tues.	VCU	7 p.m.	
15	Fri.	Princeton	7 p.m.	
17	Sun.	vs. Saint Joseph's (at Fordham)	2:30 p.m.	
22	Fri.	at Lehigh	TBD	
28	Thurs.	vs. Georgia Tech (Junkanoo Jam)	5:15 p.m.	
29	Fri.	vs. Rutgers/Vanderbilt (Junkanoo Jam)	TBD	

## December

5	Thurs.	UConn	6:30 p.m.	FS1
8	Sun.	at Iona	TBD	
20	Fri.	Lafayette	Noon	
29	Sun.	at BUTLER	2 p.m.	BEDN
31	Tues.	at XAVIER	1 p.m.	BEDN

## January

3	Fri.	VILLANOVA	1 p.m.	BEDN
5	Sun.	GEORGETOWN	1 p.m.	BEDN
10	Fri.	at DePAUL	8 p.m.	BEDN
12	Sun.	at MARQUETTE	3 p.m.	BEDN
17	Fri.	CREIGHTON	TBD	BEDN
19	Sun.	PROVIDENCE	1 p.m.	BEDN
26	Sun.	ST. JOHN'S	6:30 p.m.	FS1
31	Fri.	at GEORGETOWN	7 p.m.	FS2

## February

2	Sun.	at VILLANOVA	1 p.m.	BEDN
7	Fri.	MARQUETTE	7 p.m.	FS2
9	Sun.	DePAUL	1 p.m.	BEDN
14	Fri.	at PROVIDENCE	11:30 a.m.	BEDN
16	Sun.	at CREIGHTON	2 p.m.	BEDN
22	Sat.	at ST. JOHN'S	2 p.m.	BEDN
28	Fri.	XAVIER	7 p.m.	BEDN

## March

1	Sun.	BUTLER	1 p.m.	BEDN
---	------	--------	--------	------

All dates are subject to change  
BIG EAST games in all CAPS



## ROSTER

NO.	NAME	POS.	CL.	HT.	HOMETOWN/ PREVIOUS SCHOOL
0	Barbara Johnson	G	R-Sr.	5-8	Toronto, Ontario (Ole Miss) (The Rock (Fla.))
1	McKenna Hofschild	G	Fr.	5-2	Prior Lake, Minn. (Prior Lake)
2	Danielle Robinson	G	So.	5-11	Newark, N.J. (University)
3	Lauren Park-Lane	G	Fr.	5-4	Hockessin, Del. (Sanford)
4	Jocelyn Jones	G/F	R-Jr.	6-0	Richmond, Va. (North Carolina) (Crosby)
5	Mya Jackson	G	Fr.	5-7	Wilmington, Ohio (Wilmington)
10	Alexis Lewis	G/F	R-Sr.	5-10	Pittston, Pa. (Iona) (Holy Redeemer)
15	Femi Funeus	F	So.	6-2	Plantation, Fla. (American Heritage)
21	Jasmine Smith	G	Jr.	5-8	Houston, Texas (Trinity Valley CC) (DeKaney)
22	Whitney Howell	F/C	So.	6-1	Lake Worth, Fla. (Santaluces)
23	Victoria Keenan	G	Fr.	5-7	Northampton, Pa. (Northampton)
24	Shadeen Samuels	F	Sr.	6-0	Ossining, N.Y. (Ossining)
25	Desiree Elmore	G/F	R-Jr.	5-10	Hartford, Conn. (Syracuse) (Capital Prep)
31	Alexia Allesch	F	R-So.	6-1	Basking Ridge, N.J. (UMass) (Gill St. Bernard's)
33	Kailah Harris	F	Fr.	6-1	Ossining, N.Y. (Ossining)
34	Selena Philoxy	F	Jr.	6-0	Queens, N.Y. (South Shore)

**Head Coach: Anthony Bozzella**

**Assistant Coach: Lauren DeFalco**

**Assistant Coach: Marissa Flagg**

**Assistant Coach: Jose Rebimbas**

**Director of Player Development: Pete Cinella**

**Director of Basketball Operations: Shaaliyah Lyons**

**Coordinator of Basketball Operations: Ka-Deidre Simmons**

**Coordinator of Basketball Operations: Danaejah Grant**





# Seton Hall

## HEAD COACH TONY BOZZELLA



### PROFILE: Hired at Seton Hall – March 2013

**Personal** – Married (Maria); father of two (Samantha and Joseph)

**Education** – B.A. in business administration, Seton Hall (1989)

**Coaching File** – Head Coach at Southampton (1992-00); head coach at Long Island (2000-02); head coach at Iona (2002-13)

**Highlights** – In his first season at Seton Hall, led the Pirates to their first 20-win season since 1995; SHU advanced to third round of the WNIT for the first time in program history; the national postseason bid was Seton Hall's first since 2007; guided three players to All-BIG EAST honors in 2014; in just his second season, The Hall had its most successful campaign in two decades – winning its first BIG EAST regular-season title, earning an at-large berth to the NCAA Tournament and returning to the national polls for the first time since 1995; was named 2015 BIG EAST Coach of the Year; Daisha Simmons was tabbed BIG EAST Defensive Player of the Year while SHU had three All-BIG EAST picks; earned its second straight at-large berth into the

NCAA Tournament following a third consecutive 20-win season in 2015-16 and finished tied for second in the BIG EAST standings; began his college head coaching career at Southampton College (Division II); he guided Southampton to a 120-104 record over eight seasons, leading the team to the ECAC Postseason Tournament for six consecutive years; in 1995, he was selected as the New York Collegiate Athletic Conference Coach of the Year; at LIU, he guided the Blackbirds to a 34-27 overall record during his two seasons in Brooklyn; he captured the 2001 Northeast Conference championship and advanced to the NCAA Championship, en route to earning the New York State Division I Coach of the Year award; spent eight years at the head coach at Iona College, where he guided the Gaels to an overall record of 138-116 during his tenure; he posted three 20-win seasons and advanced to the Metro Atlantic Athletic Conference Championship title game three times; on his Iona rosters, he had two MAAC Players of the Year, four MAAC Rookies of the Year and 21 All-MAAC players; he was named the 2005-06 MAAC Co-Coach of the Year.

### BOZZELLA'S RECORD

**Career Record (27 years)**

420-398 (.513)

**SHU Record (6 years)**

114-80 (.588)

**BIG EAST Regular Season Record (6 years)**

53-55 (.491)

**BIG EAST Tournament Record (6 appearances)**

6-6 (.500)

**NCAA Record (3 appearances)**

0-3 (.000)

**WNIT Record (7 appearances)**

4-7 (.364)

### SETON HALL IN THE BIG EAST

	Overall	BIG EAST	Reg. Seas. Finish
1982-83	11-16	3-5	tied-6th
1983-84	17-13	5-3	tied-3rd
1984-85	4-25	2-14	9th
1985-86	5-23	2-14	9th
1986-87	12-17	3-13	8th
1987-88	10-19	4-12	8th
1988-89	18-10	9-7	tied-4th
1989-90	21-7	11-5	3rd
1990-91	18-11	7-9	5th
1991-92	14-14	5-13	tied-8th
1992-93	14-13	8-10	6th
1993-94	27-5	16-2	2nd
1994-95	24-9	12-6	3rd
1995-96	16-13	9-9	tied-1st BE 7
1996-97	10-17	7-11	5th BE 7
1997-98	8-19	6-12	tied-4th BE 7
1998-99	6-21	3-15	13th
1999-00	11-16	5-11	tied-9th
2000-01	16-12	9-7	6th
2001-02	15-14	6-10	tied-9th
2002-03	14-15	7-9	8th
2003-04	15-15	6-10	10th
2004-05	14-14	6-10	9th
2005-06	6-21	3-13	tied-13th
2006-07	19-12	9-7	tied-8th
2007-08	13-15	3-13	tied-14th
2008-09	17-14	4-12	tied-13th
2009-10	9-21	1-15	16th
2010-11	8-22	1-15	16th
2011-12	8-23	1-15	15th
2012-13	11-20	5-11	tied-11th
2013-14	20-14	8-10	7th
2014-15	28-6	15-3	tied-1st
2015-16	23-9	12-6	tied-2nd
2016-17	12-19	4-14	tied-7th
2017-18	16-16	7-11	7th
2018-19	15-16	7-11	tied-8th

### BOZZELLA'S YEAR-BY-YEAR HISTORY

Year	School	Overall	BIG EAST	BIG EAST Tourney	NCAA Postseason	WNIT Postseason
1992-93	Southampton	3-21				
1993-94	Southampton	11-16				
1994-95	Southampton	17-11				
1995-96	Southampton	16-11				
1996-97	Southampton	17-13				
1997-98	Southampton	17-12				
1998-99	Southampton	19-11				
1999-00	Southampton	20-9				
2000-01	Long Island	16-15				
2001-02	Long Island	18-12				
2002-03	Iona	1-27				
2003-04	Iona	7-21				
2004-05	Iona	6-22				
2005-06	Iona	17-12				
2006-07	Iona	21-13				1-1
2007-08	Iona	20-14				1-1
2008-09	Iona	18-13				
2009-10	Iona	18-14				0-1
2010-11	Iona	11-20				
2011-12	Iona	13-18				
2012-13	Iona	20-13				0-1
2013-14	Seton Hall	20-14	8-10 (7th)	1-1		2-1
2014-15	Seton Hall	28-6	15-3 (T-1st)	2-1	0-1	
2015-16	Seton Hall	23-9	12-6 (T-2nd)	1-1	0-1	
2016-17	Seton Hall	12-19	4-14 (T-7th)	1-1		
2017-18	Seton Hall	16-16	7-11 (7th)	1-1		0-1
2018-19	Seton Hall	15-16	7-11 (T-8th)	0-1		0-1
<b>Career</b>	<b>27 years</b>	<b>420-398</b>	<b>53-55</b>	<b>6-6</b>	<b>0-3</b>	<b>4-7</b>
		<b>(.513)</b>	<b>(.491)</b>	<b>(.500)</b>	<b>(.000)</b>	<b>(.364)</b>



# RESULTS & STATISTICS

<b>RECORD:</b>	<b>OVERALL</b>	<b>HOME</b>	<b>AWAY</b>	<b>NEUTRAL</b>	<b>ATTENDANCE SUMMARY</b>	<b>GAMES</b>	<b>TOTALS</b>	<b>AVG/GAME</b>
All Games	15-16	11-4	3-10	1-2	Home	15	12619	841
Conference	7-11	5-4	2-7	0-0	Away	13	24366	1874
Non-Conference	8-5	6-0	1-3	1-2	Neutral	3	2178	726
					Total	31	39163	1263

Date	Time	Opponent	Score	Attend.	High Points	High Rebounds	Date	Time	Opponent	Score	Attend.	High Points	High Rebounds
11/06/18	2:05 p.m.	WAGNER	W 95-40	660	(21)Cardaci,Victoria	(8)Samuels,Shadeen	01/20/19	2 p.m.	* at DePaul	W 84-73	1571	(18)Samuels,Shadeen	(9)Samuels,Shadeen
11/10/18	12 p.m.	KENNESAW STATE	W 102-80	707	(21)Funeus,Femi	(8)Howell,Whitney	01/25/19	7 p.m.	* VILLANOVA	66-70 L	902	(27)Samuels,Shadeen	(16)Samuels,Shadeen
11/11/18	1:15 p.m.	UTSA	W 84-53	487	(23)Samuels,Shadeen	(11)Philoxy,Selena	01/27/19	1 p.m.	* GEORGETOWN	W 76-63	778	(28)Samuels,Shadeen	(12)Philoxy,Selena
11/14/18	6:02p.m.	at Princeton	W 70-66	715	(20)Samuels,Shadeen	(10)Samuels,Shadeen	02/01/19	7 p.m.	* XAVIER	76-80 L	826	(28)Samuels,Shadeen	(8)Philoxy,Selena
11/18/18	2 p.m.	at UCLA	62-78 L	2157	(14)Samuels,Shadeen	(11)Samuels,Shadeen	02/03/19	1 p.m.	* BUTLER	W 83-62	1344	(27)Samuels,Shadeen	(10)Samuels,Shadeen
11/25/18	1 p.m.	ST. FRANCIS NY	W 100-77	658	(29)Samuels,Shadeen	(11)Samuels,Shadeen	02/08/19	7 p.m.	* at Providence	75-82 L	341	(22)Elmore,Desiree	(14)Philoxy,Selena
11/27/18	7 p.m.	UMASS LOWELL	W 90-57	651	(18)Hilaire,Kaela	(9)Samuels,Shadeen	02/10/19	1:03 p.m.	* at Creighton	71-80 L	1060	(16)Inja Butina	(6)Elmore,Desiree
12/02/18	1 p.m.	SAINT PETERS	W 90-47	661	(18)Cardaci,Victoria	(14)Samuels,Shadeen	02/15/19	7 p.m.	* DEPAUL	85-94 L	782	(21)Elmore,Desiree	(8)Philoxy,Selena
12/08/18	1 p.m.	at Connecticut	61-99 L	9536	(33)Jimenez,Nicole	(12)Samuels,Shadeen	02/17/19	12 p.m.	* MARQUETTE	63-109 L	924	(21)Elmore,Desiree	(8)Elmore,Desiree
12/20/18	12:15 p.m.	vs Georgia Tech	73-84 L	123	(23)Jimenez,Nicole	(9)Philoxy,Selena	02/22/19	11 a.m.	* at Georgetown	43-51 L	513	(17)Elmore,Desiree	(7)Samuels,Shadeen
12/21/18	7:20 p.m.	vs UNC-Greensboro	W 71-64	203	(21)Inja Butina	(8)Samuels,Shadeen	02/24/19	1 p.m.	* at Villanova	68-73 L	1001	(23)Inja Butina	(7)Elmore,Desiree
12/30/18	1 p.m.	* ST. JOHN'S	W 77-67	864	(17)Samuels,Shadeen	(12)Philoxy,Selena	03/03/19	2:06 p.m.	* at St. John's	W 76-72	1126	(33)Samuels,Shadeen	(11)Philoxy,Selena
01/04/19	7 p.m.	* at Butler	59-62 L	781	(19)Inja Butina	(9)Samuels,Shadeen	03/09/19	2 p.m.	vs St. John's	51-76 L	1852	(14)Philoxy,Selena	(10)Samuels,Shadeen
01/06/19	2:02 p.m.	* at Xavier	62-63 LOT	576	(15)Hilaire,Kaela	(21)Philoxy,Selena	03/21/19	7 p.m.	at Toledo	65-71 L	1289	(19)Philoxy,Selena	(7)Philoxy,Selena
01/11/19	11 a.m.	* CREIGHTON	W 82-75	1473	(24)Samuels,Shadeen	(11)Samuels,Shadeen							(7)Elmore,Desiree
01/13/19	1 p.m.	* PROVIDENCE	W 79-73	902	(32)Samuels,Shadeen	(10)Samuels,Shadeen							
01/17/19	11:30 a.m.	* at Marquette	60-96 L	3700	(19)Jimenez,Nicole	(11)Philoxy,Selena							
					(19)Samuels,Shadeen								
					(16)Cardaci,Victoria								

\* indicates conference game

## PLAYERS RETURNING

No.	Player	GP	GS	Min	Avg	TOTAL			3-PTS			REBOUNDS														
						FG	FGA	Pct	3FG	FGA	Pct	FT	FTA	Pct	Off	Def	Tot	Avg	PF	FO	A	TO	Bilk	Stl	Pts	Avg
24	Samuels,Shadeen	29	29	936	32.3	201	369	.545	33	93	.355	96	133	.722	92	158	250	8.6	76	1	76	64	22	43	531	18.3
	Conference-Only...	17	17	601	35.4	127	233	.545	21	58	.362	69	90	.767	51	87	138	8.1	47	1	45	38	10	22	344	20.2
25	Elmore,Desiree	29	6	580	20.0	123	238	.517	5	15	.333	49	76	.645	50	98	148	5.1	75	2	47	58	6	26	300	10.3
	Conference-Only...	18	5	409	22.7	87	163	.534	4	13	.308	32	51	.627	31	73	104	5.8	54	2	34	39	2	13	210	11.7
15	Funeus,Femi	11	0	187	17.0	32	73	.438	0	0	.000	14	32	.438	26	22	48	4.4	26	1	3	18	6	4	78	7.1
	Conference-Only...	0	0	0	0.0	0	0	.000	0	0	.000	0	0	.000	0	0	0	0.0	0	0	0	0	0	0	0	0.0
34	Philoxy,Selena	31	19	682	22.0	70	174	.402	0	1	.000	32	67	.478	62	174	236	7.6	75	0	43	81	12	33	172	5.5
	Conference-Only...	18	14	440	24.4	36	103	.350	0	1	.000	8	29	.276	40	127	167	9.3	50	0	28	44	7	19	80	4.4
22	Howell,Whitney	18	6	108	6.0	10	19	.526	0	0	.000	4	12	.333	15	17	32	1.8	15	0	4	12	5	2	24	1.3
	Conference-Only...	6	2	37	6.2	2	4	.500	0	0	.000	1	2	.500	7	6	13	2.2	5	0	1	5	0	1	5	0.8

## PLAYERS NOT RETURNING

No.	Player	GP	GS	Min	Avg	TOTAL			3-PTS			REBOUNDS														
						FG	FGA	Pct	3FG	FGA	Pct	FT	FTA	Pct	Off	Def	Tot	Avg	PF	FO	A	TO	Bilk	Stl	Pts	Avg
21	Jimenez,Nicole	31	31	1056	34.1	129	393	.328	33	286	.325	27	33	.818	24	82	106	3.4	59	2	77	67	6	71	378	12.2
	Conference-Only...	18	18	619	34.4	73	239	.305	49	162	.302	23	28	.821	12	51	63	3.5	35	1	41	41	3	32	218	12.1
05	Butina,Inja	28	27	854	30.5	113	289	.391	37	111	.333	73	84	.869	17	61	78	2.8	73	1	100	75	1	37	336	12.0
	Conference-Only...	18	17	567	31.5	76	195	.390	25	77	.325	56	66	.848	14	45	59	3.3	57	1	66	52	1	24	233	12.9
01	Hilaire,Kaela	28	2	529	18.9	63	137	.460	8	39	.205	45	56	.804	11	27	38	1.4	63	2	97	53	0	40	179	6.4
	Conference-Only...	15	0	285	19.0	28	78	.359	4	21	.190	26	31	.839	7	18	25	1.7	39	2	39	26	0	19	86	5.7
03	Cardaci,Victoria	30	23	613	20.4	58	167	.347	49	145	.338	2	3	.667	12	37	49	1.6	43	0	36	20	3	16	167	5.6
	Conference-Only...	17	10	292	17.2	19	70	.271	16	57	.281	1	2	.500	7	22	29	1.7	27	0	11	12	0	4	55	3.2
04	Healy,Kaitly	27	8	444	16.4	24	68	.353	24	67	.358	0	0	.000	0	12	12	0.4	21	0	29	10	0	8	72	2.7
	Conference-Only...	16	7	297	18.6	14	39	.359	14	38	.368	0	0	.000	0	8	8	0.5	12	0	12	4	0	3	42	2.6
13	DaRosa,Dianra	3	0	21	7.0	2	5	.400	1	2	.500	1	2	.500	0	2	2	0.7	1	0	4	3	0	2	6	2.0
	Conference-Only...	0	0	0	0.0	0	0	.000	0	0	.000	0	0	.000	0	0	0	0.0	0	0	0	0	0	0	0	0.0
02	Robinson,Danielle	18	0	97	5.4	10	28	.357	4	13	.308	7	10	.700	6	7	13	0.7	15	0	4	8	1	6	31	1.7
	Conference-Only...	9	0	41	4.6	2	8	.250	0	3	.000	5	8	.625	2	3	5	0.6	6	0	1	5	0	2	9	1.0
20	Evans,Kimi	19	4	117	6.2	11	34	.324	0	0	.000	3	9	.333	9	12	21	1.1	19	0	3	8	6	3	25	1.3
	Conference-Only...	9	0	37	4.1	1	6	.167	0	0	.000	1	2	.500	3	1	4	0.4	5	0	0	2	1	1	3	0.3
TM	TEAM.....														48	69	117	3.8	0			8			0	
	Conference-Only...														31	30	61	3.4	0			5			0	
	<b>Total.....</b>	<b>31</b>				<b>846</b>	<b>1994</b>	<b>.424</b>	<b>254</b>	<b>772</b>	<b>.329</b>	<b>353</b>	<b>517</b>	<b>.683</b>	<b>372</b>	<b>778</b>	<b>1150</b>	<b>37.1</b>	<b>561</b>	<b>9</b>	<b>523</b>	<b>485</b>	<b>68</b>	<b>291</b>	<b>2299</b>	<b>74.2</b>
	<b>Conference-Only...</b>	<b>18</b>				<b>465</b>	<b>1138</b>	<b>.409</b>	<b>133</b>	<b>430</b>	<b>.309</b>	<b>222</b>	<b>309</b>	<b>.718</b>	<b>205</b>	<b>471</b>	<b>676</b>	<b>37.6</b>	<b>337</b>	<b>7</b>	<b>278</b>	<b>273</b>	<b>24</b>	<b>140</b>	<b>1285</b>	<b>71.4</b>
	Opponents.....	31				800	1886	.424	243	753	.323	394	539	.731	357	845	1202	38.8	527	-	491	548	86	225	2237	72.2
	Conference-Only...	18				471	1093	.431	161	497	.324	242	334	.725	179	505	684	38.0	317	6	278	268	53	124	1345	74.7





# Villanova

## QUICK FACTS

Location: Villanova, Pa. 19085  
 Nickname: Wildcats  
 Colors: Blue and White  
 Enrollment: 6,547  
 Director of Athletics: Mark Jackson  
 Home Court: Finneran Pavilion (6,500)  
 Press Row Phone: (610) 519-7290  
 2018-19 Overall Record: 19-13  
 2018-19 BIG EAST Record/Finish: 9-9/T-4th  
 Letterwinners Returning/Lost: 5/4  
 Starters Returning/Lost: 2/3



**MARK JACKSON**  
 Director of Athletics



**HARRY PERRETTA**  
 Head Coach



**DEAN KENEFICK**  
 Senior Associate  
 Athletic Director

## COACHING STAFF

Head Coach: Harry Perretta  
 Alma Mater: Lycoming '78  
 Associate Head Coach: Joe Mullaney (Providence '78)  
 Assistant Coach: Shanette Lee (Villanova '99)  
 Assistant Coach: Laura Kurz (Villanova '09)  
 Director of Basketball Operations: Mimi Riley (Villanova '02)

## SPORTS INFORMATION

Basketball Office Phone: (610) 519-3535  
 SID Contact: Dean Kenefick  
 Office Phone: (610) 519-6514  
 Cell Phone: (610) 308-4395  
 E-mail Address: dean.kenefick@villanova.edu  
 Web Address: www.villanova.com



**BRIDGET  
 HERLIHY**

### DID YOU KNOW?

Harry Perretta, heading into his 42nd season as the Wildcat head coach, ties Yvonne Kauffman of Elizabethtown for the most seasons all-time at one school.



# MARY GEDAKA



# SCHEDULE

## November

Date	Day	Opponent	Time	Network TV
6	Wed.	George Washington	7 p.m.	
9	Sat.	James Madison	7 p.m.	
14	Thurs.	at American	7 p.m.	
17	Sun.	at Fordham	5 p.m.	
21	Thurs.	Manhattan	7 p.m.	
24	Sun.	at Georgia	6 p.m.	

## December

4	Wed.	at Drexel	TBD	
7	Sat.	Saint Joseph's	1 p.m.	
10	Tues.	at Temple	TBD	
21	Sat.	at La Salle	TBD	
29	Sun.	PROVIDENCE	4 p.m.	FS1
31	Tues.	CREIGHTON	1 p.m.	BEDN

## January

3	Fri.	at SETON HALL	1 p.m.	BEDN
5	Sun.	at ST. JOHN'S	2 p.m.	BEDN
10	Fri.	BUTLER	11:30 a.m.	BEDN
12	Sun.	XAVIER	1 p.m.	BEDN
15	Wed.	Penn	7 p.m.	
18	Sat.	GEORGETOWN	6 p.m.	BEDN
24	Fri.	at DePAUL	8 p.m.	BEDN
26	Sun.	at MARQUETTE	3 p.m.	BEDN
31	Fri.	ST. JOHN'S	7 p.m.	BEDN

## February

2	Sun.	SETON HALL	1 p.m.	BEDN
7	Fri.	at XAVIER	7 p.m.	BEDN
9	Sun.	at BUTLER	3 p.m.	FS2
16	Sun.	at GEORGETOWN	2 p.m.	BEDN
21	Fri.	MARQUETTE	7 p.m.	BEDN
23	Sun.	DePAUL	1 p.m.	BEDN
28	Fri.	at CREIGHTON	7 p.m.	FS1

## March

1	Sun.	at PROVIDENCE	1 p.m.	BEDN
---	------	---------------	--------	------

All dates are subject to change  
BIG EAST games in all CAPS



## ROSTER

NO.	NAME	POS.	CL.	HT.	HOMETOWN/ PREVIOUS SCHOOL
0	Cameron Onken	G	Jr.	5-10	Lafayette, Ind./Lafayette Central Catholic
1	Bridget Herlihy	F	Sr.	6-2	Braintree, Mass./Braintree
3	Grace Lange	F	Jr.	5-11	Newark, Del./Caravel Academy
4	Mackenzie Gardler	G	R-Fr.	5-4	Broomall, Pa./Cardinal O'Hara
5	Brie Wajer	G	R-Fr.	5-7	Newcastle, Maine/Lincoln Academy
10	Raven James	G	Jr.	5-6	Upper Marlboro, Md./Paul VI
13	Samantha Carangi	G	So.	5-9	Lansdale, Pa./North Penn
14	Brianna Herlihy	F	Jr.	6-0	Braintree, Mass./Braintree
15	Brooke Mullin	G	Fr.	5-11	Langhorne, Pa./Neshaminy
20	Madison Siegrist	F	So.	6-1	Poughkeepsie, N.Y./Our Lady of Lourdes
24	Rebecca Gartner	G	Gr.	5-7	Danbury, Conn./Danbury
25	Kelly Jekot	G	Sr.	6-0	Enola, Pa./Cumberland Valley
30	Mary Gedaka	F	Sr.	6-1	Mullica Hill, N.J./Gloucester Catholic
33	Sarah Mortensen	G/F	Jr.	6-1	Copenhagen, Denmark/ Long Island Luthern/Miami


**Head Coach:** Harry Perretta  
**Associate Head Coach:** Joe Mullaney  
**Assistant Coach:** Laura Kurz  
**Assistant Coach:** Shanette Lee  
**Director of Women's Basketball Operations:** Mimi Riley





# Villanova

## HEAD COACH HARRY PERRETTA



### PROFILE: Hired at Villanova – June 12, 1978

**Personal** – Native of Upper Darby, Pa.; attended Monsignor Bonner (Pa.) High School (1974); married (Helen); father of two sons (Stephen, 20 and Michael 18)

**Education** – B.A. in Social Studies and Secondary Teaching Degree, Lycoming College (1978)

**Coaching File** – Volunteer men's and women's junior varsity and varsity basketball coach, Lycoming College (1975-78)

**Highlights** – Villanova earned an at-large berth into the 2018 NCAA Tournament, its first since 2013 and 11th overall; Wildcats ranked in the AP top 25 for the first time since 2004-05; earned career win No. 700 and BIG EAST win No. 300 in 2015-16, becoming just the third active D1 coach to reach 700 and just the fourth BIG EAST coach, men's or women's, to reach 300 league victories; guided the Wildcats to their sixth consecutive national postseason appearance in 2017; Villanova advanced to the semifinals of the WNIT; NCAA Championship appearance

in 2008-09, its first since 2003-04; all-time winningest coach in history of Villanova basketball for men or women with 723 wins; Wildcats made four straight NCAA appearances (2001-04) and advanced to the 2003 Elite Eight; won the 2003 BIG EAST Championship and earned a program-best No. 2 seed in the NCAA Tournament; school-record 28 wins in 2003; four straight NCAA bids (1986-89); 10 combined WNIT appearances; 1996 BIG EAST Coach of the Year; five-time Philadelphia Big 5 Coach of the Year; three-time BIG EAST Champions (1985, '86, '03); 1986-87 BIG EAST regular-season champion; shared regular season titles in 1983-84 and '84-85; coached All-American Shelly Pennefather, who was the 1987 national player of the year and Wade Trophy winner; 1978 AIAW small college coach of the year; 1982 AIAW Final Four appearance; directed the BIG EAST Women's All-Star summer tour of Canada in 1991; in 2012-13, posted the first 20-win season since 2005-06 and guided the Wildcats back to the NCAA Tournament for the first time since 2009.

### PERRETTA'S RECORD

**Career Record (41 years)**

765-476 (.616)

**VU Record (41 years)**

765-476 (.616)

**BIG EAST Regular Season Record (37 years)**

334-270 (.553)

**BIG EAST Tournament Record (36 appearances)**

32-33 (.492)

**NCAA Record (11 appearances)**

8-11 (.421)

**WNIT Record (11 appearances)**


16-11 (.593)

### VILLANOVA IN THE BIG EAST

	Overall	BIG EAST	Reg. Seas. Finish
1982-83	14-15	4-4	tied-4th
1983-84	22-7	6-2	tied-1st
1984-85	21-9	12-4	tied-1st
1985-86	23-8	12-4	tied-2nd
1986-87	27-4	15-1	1st
1987-88	20-9	11-5	2nd
1988-89	18-12	11-5	2nd
1989-90	9-19	1-15	9th
1990-91	12-17	4-12	8th
1991-92	11-17	7-11	tied-5th
1992-93	15-13	10-8	tied-4th
1993-94	13-14	7-11	tied-6th
1994-95	19-9	13-5	2nd
1995-96	21-7	13-5	3rd BE 6
1996-97	14-14	8-10	5th BE 6
1997-98	19-10	12-6	tied-2nd BE 6
1998-99	14-14	9-9	tied-6th
1999-00	15-15	7-9	tied-6th
2000-01	22-9	11-5	tied-4th
2001-02	20-11	12-4	tied-3rd
2002-03	28-6	12-4	tied-3rd
2003-04	23-7	12-4	tied-2nd
2004-05	19-12	10-6	tied-4th
2005-06	21-11	9-7	tied-6th
2006-07	8-21	2-14	16th
2007-08	17-16	5-11	tied-11th
2008-09	19-14	10-6	tied-4th
2009-10	14-16	3-13	15th
2010-11	12-19	3-13	tied-13th
2011-12	19-15	6-10	tied-10th
2012-13	21-11	9-7	tied-6th
2013-14	23-9	12-6	tied-3rd
2014-15	22-14	12-6	3rd
2015-16	20-12	12-6	tied-2nd
2016-17	20-15	11-7	tied-4th
2017-18	23-9	12-6	3rd
2018-19	19-13	9-9	tied-4th

### PERRETTA'S YEAR-BY-YEAR HISTORY

Year	School	Overall	BIG EAST	BIG EAST Tournament	NCAA Postseason	WNIT Postseason
1978-79	Villanova	17-8				
1979-80	Villanova	20-5				
1980-81	Villanova	22-6				
1981-82	Villanova	29-4				
1982-83	Villanova	14-15	4-4 (t4th)	1-1		
1983-84	Villanova	22-7	6-2 (1st)	1-1		
1984-85	Villanova	21-9	12-4 (1st)	2-1 (2nd)		
1985-86	Villanova	23-8	12-4 (2nd)	3-0 (1st)	1-1	
1986-87	Villanova	27-4	15-1 (1st)	3-0 (1st)	0-1	
1987-88	Villanova	20-9	11-5 (2nd)	0-1	0-1	
1988-89	Villanova	18-12	11-5 (2nd)	1-1	0-1	
1989-90	Villanova	9-19	1-15 (9th)	0-1		
1990-91	Villanova	12-17	4-12 (8th)	1-1		
1991-92	Villanova	11-17	7-11 (t3rd)	0-1		
1992-93	Villanova	15-13	10-8 (4th)	1-1		
1993-94	Villanova	13-14	7-11 (t6th)	0-1		
1994-95	Villanova	19-9	13-5 (2nd)	1-1		
1995-96	Villanova	21-7	13-5 (3rd, BE 6)	1-1		
1996-97	Villanova	14-14	8-10 (5th, BE 6)	1-1		
1997-98	Villanova	19-10	12-6 (t2nd, BE 6)	1-1		0-1
1998-99	Villanova	14-14	9-9 (t6th)	1-1		0-1
1999-00	Villanova	15-15	7-9 (t6th)	1-1		
2000-01	Villanova	22-9	11-5 (t4th)	1-1	1-1	
2001-02	Villanova	20-11	12-4 (t3rd)	1-1	1-1	
2002-03	Villanova	28-6	12-4 (t3rd)	3-0 (1st)	3-1 (Elite Eight)	
2003-04	Villanova	23-7	12-4 (2nd)	0-1	1-1	
2004-05	Villanova	19-12	10-6 (t4th)	2-1		0-1
2005-06	Villanova	21-11	9-7 (t6th)	1-1		2-1
2006-07	Villanova	8-21	2-14 (16th)			
2007-08	Villanova	17-16	5-11 (t11th)	0-1		2-1
2008-09	Villanova	19-14	10-6 (t4th)	1-1	0-1	
2009-10	Villanova	14-16	3-13 (15th)	0-1		
2010-11	Villanova	12-19	3-13 (t13th)	1-1		
2011-12	Villanova	19-15	6-10 (t10th)	1-1		2-1
2012-13	Villanova	21-11	9-7	1-1	0-1	
2013-14	Villanova	23-9	12-6 (T-3rd)	0-1		1-1
2014-15	Villanova	22-14	12-6 (3rd)	1-1		3-1
2015-16	Villanova	20-12	12-6 (T-2nd)	0-1		1-1
2016-17	Villanova	20-15	11-7 (T-4th)	0-1		4-1
2018-19	Villanova	19-13	9-9 (T-4th)	0-1		1-1
<b>Career</b>	<b>41 years</b>	<b>765-476 (.616)</b>	<b>334-270 (.553)</b>	<b>32-33 (.492)</b>	<b>8-11 (.421)</b>	<b>16-11 (.593)</b>



# RESULTS & STATISTICS

**RECORD:**  
All Games  
Conference  
Non-Conference

**OVERALL**  
19-13  
9-9  
10-4

**HOME**  
11-4  
5-4  
6-0

**AWAY**  
8-7  
4-5  
4-2

**NEUTRAL**  
0-2  
0-0  
0-2

**ATTENDANCE SUMMARY**  
Home  
Away  
Neutral  
Total

**GAMES TOTALS AVG/GAME**  
15 11897 793  
15 15983 1066  
2 2068 1034  
32 29948 936

Date	Time	Opponent	Score	Attend.	High Points	High Rebounds
11/07/18	7 p.m.	HARTFORD	W 59-41	845	(18)Gedaka,Mary	(10)Herlihy,Bridget
11/16/18	6:05 p.m.	at Lehigh	W 70-48	957	(24)Jekot,Kelly	(6)Jekot,Kelly
11/20/18	7 p.m.	LA SALLE	W 81-68	535	(19)Jekot,Kelly	(8)Herlihy,Bridget
11/24/18	12 p.m.	vs Virginia Tech	59-61 L		(22)Jekot,Kelly	(9)Gedaka,Mary
11/25/18	1:30 p.m.	at Central Florida	56-71 L	730	(17)Jekot,Kelly	(8)Gedaka,Mary
11/28/18	7 p.m.	PRINCETON	W 67-46	601	(17)Hahn,Adrianna	(12)Gedaka,Mary
12/02/18	2 p.m.	at Saint Joseph's	W 47-35	1138	(17)Hahn,Adrianna	(5)Herlihy,Bridget
12/06/18	7:04 p.m.	at George Washington	W 60-45	884	(18)Hahn,Adrianna	(9)Gedaka,Mary
12/09/18	1 p.m.	TEMPLE	W 76-68	761	(22)Gedaka,Mary	(13)Gedaka,Mary
12/14/18	7 p.m.	GEORGIA	W 62-56	659	(20)Jekot,Kelly	(7)Jekot,Kelly
12/29/18	8 p.m.	* BUTLER	55-63 L	641	(16)Hahn,Adrianna	(9)Gedaka,Mary
12/31/18	1 p.m.	* XAVIER	W 75-71	909	(23)Jekot,Kelly	(13)Gedaka,Mary
01/04/19	7:04 p.m.	* at Creighton	W 54-52	1104	(14)Gedaka,Mary	(9)Gedaka,Mary
01/06/19	1 p.m.	* at Providence	61-67 L	512	(19)Hahn,Adrianna	(7)Gedaka,Mary
01/11/19	11:30 a.m.	* MARQUETTE	55-91 L	1401	(14)Gedaka,Mary	(4)Herlihy,Brianna
01/13/19	1 p.m.	* DEPAUL	59-66 LOT	819	(22)Gedaka,Mary	(4)Jekot,Kelly
01/16/19	7 p.m.	at Penn	W 58-50	621	(18)Jekot,Kelly	(8)Gedaka,Mary
01/19/19	2 p.m.	* at Georgetown	63-68 L	1297	(16)Gedaka,Mary	(8)Gedaka,Mary
01/25/19	7 p.m.	* at Seton Hall	W 70-66	902	(20)Gedaka,Mary	(9)Gedaka,Mary

Date	Time	Opponent	Score	Attend.	High Points	High Rebounds
01/27/19	2:02 p.m.	* at St. John's	W 73-57	754	(23)Gedaka,Mary	(6)Tucker,Jannah
02/01/19	7 p.m.	* PROVIDENCE	W 53-33	601	(14)Jekot,Kelly	(8)Gedaka,Mary
02/03/19	2 p.m.	* CREIGHTON	W02 67-62	651	(14)Hahn,Adrianna	(23)Gedaka,Mary
02/08/19	7 p.m.	* at DePaul	70-93 L	1664	(17)Hahn,Adrianna	(9)Jekot,Kelly
02/10/19	2 p.m.	* at Marquette	55-93 L	2234	(15)Tucker,Jannah	(4)Herlihy,Bridget
02/16/19	1 p.m.	* GEORGETOWN	W 91-43	1301	(22)Jekot,Kelly	(7)Tucker,Jannah
02/22/19	12 p.m.	* ST. JOHN'S	62-66 L	651	(6)Herlihy,Brianna	(5)Esposito,Emily
02/24/19	1 p.m.	* SETON HALL	W 73-68	1001	(19)Hahn,Adrianna	(5)Herlihy,Bridget
03/01/19	7:03 p.m.	* at Xavier	W 68-63	786	(5)Jekot,Kelly	(17)Tucker,Jannah
03/03/19	2 p.m.	* at Butler	60-62 LOT	1012	(22)Tucker,Jannah	(12)Gedaka,Mary
03/10/19	2:30 p.m.	vs Georgetown	67-76 L	2068	(16)Hahn,Adrianna	(16)Jekot,Kelly
03/22/19	7 p.m.	OLD DOMINION	W0T 86-81	521	(20)Gedaka,Mary	(6)Jekot,Kelly
03/24/19	3 p.m.	at West Virginia	57-64 L	1388	(27)Esposito,Emily	(11)Herlihy,Brianna

\* indicates conference game

TM

**PLAYERS RETURNING**

No.	Player	GP	GS	Min	Avg	TOTAL			3-PTS			REBOUNDS														
						FG	FGA	Pct	3FG	FGA	Pct	FT	FTA	Pct	Off	Def	Tot	Avg	PF	FO	A	TO	Blk	Stl	Pts	Avg
30	Gedaka,Mary	32	32	1090	34.1	199	301	.661	11	25	.440	53	85	.624	42	174	216	6.8	68	0	88	65	22	31	462	14.4
18	Conference-Only...	18	18	641	35.6	122	179	.682	6	13	.462	25	45	.556	25	100	125	6.9	38	0	51	36	11	18	275	15.3
25	Jekot,Kelly	30	30	1037	34.6	157	342	.459	69	171	.404	30	44	.682	33	105	138	4.6	46	0	74	47	19	17	413	13.8
18	Conference-Only...	18	18	643	35.7	91	210	.433	40	104	.385	18	30	.600	18	64	82	4.6	32	0	45	23	15	10	240	13.3
01	Herlihy,Bridget	32	23	592	18.5	50	158	.316	17	85	.200	16	21	.762	21	106	127	4.0	73	1	65	45	40	14	133	4.2
18	Conference-Only...	18	14	342	19.0	30	82	.366	10	40	.250	10	15	.667	5	52	57	3.2	46	1	35	24	22	8	80	4.4
14	Herlihy,Brianna	30	0	321	10.7	30	61	.492	10	25	.400	13	24	.542	24	62	86	2.9	31	0	20	23	12	6	83	2.8
16	Conference-Only...	16	0	135	8.4	12	24	.500	1	8	.125	4	7	.571	7	23	30	1.9	11	0	11	7	3	4	29	1.8
13	Carangi,Samantha	1	0	5	5.0	1	1	1.000	0	0	.000	0	0	.000	0	0	0	0.0	1	0	1	0	0	0	2	2.0
0	Conference-Only...	0	0	0	0.0	0	0	.000	0	0	.000	0	0	.000	0	0	0	0.0	0	0	0	0	0	0	0	0.0
10	James,Raven	32	1	289	9.0	19	69	.275	8	32	.250	10	20	.500	4	20	24	0.8	43	0	29	25	3	14	56	1.8
18	Conference-Only...	18	1	185	10.3	13	49	.265	7	25	.280	2	7	.286	4	12	16	0.9	24	0	17	12	3	11	35	1.9
00	Onken,Cameron	28	1	241	8.6	7	39	.179	4	25	.160	3	13	.231	17	28	45	1.6	16	0	7	9	0	3	21	0.8
15	Conference-Only...	15	0	144	9.6	5	18	.278	2	11	.182	3	9	.333	7	15	22	1.5	11	0	2	4	0	0	15	1.0
03	Lange,Grace	9	0	20	2.2	1	7	.143	1	4	.250	0	2	.000	1	3	4	0.4	2	0	1	0	0	0	3	0.3
5	Conference-Only...	5	0	14	2.8	1	6	.167	1	3	.333	0	0	.000	0	3	3	0.6	2	0	1	0	0	0	3	0.6

**PLAYERS NOT RETURNING**

No.	Player	GP	GS	Min	Avg	TOTAL			3-PTS			REBOUNDS														
						FG	FGA	Pct	3FG	FGA	Pct	FT	FTA	Pct	Off	Def	Tot	Avg	PF	FO	A	TO	Blk	Stl	Pts	Avg
31	Hahn,Adrianna	32	30	1062	33.2	134	314	.427	86	211	.408	27	35	.771	10	74	84	2.6	68	0	107	51	1	34	381	11.9
18	Conference-Only...	18	17	599	33.3	75	180	.417	50	124	.403	16	19	.842	7	42	49	2.7	39	0	53	29	1	16	216	12.0
21	Tucker,Jannah	31	31	1014	32.7	110	306	.359	84	234	.359	7	14	.500	19	73	92	3.0	54	0	49	37	15	32	311	10.0
17	Conference-Only...	17	17	570	33.5	59	156	.378	46	119	.387	4	7	.571	11	43	54	3.2	34	0	32	21	7	18	168	9.9
23	Esposito,Emily	32	2	579	18.1	66	175	.377	24	79	.304	5	11	.455	13	53	66	2.1	19	0	31	18	6	7	161	5.0
18	Conference-Only...	18	0	348	19.3	38	113	.336	13	50	.260	5	11	.455	7	29	36	2.0	9	0	20	9	3	5	94	5.2
45	Slant,Grace	15	10	276	18.4	13	48	.271	12	44	.273	5	8	.625	8	29	37	2.5	30	0	18	10	8	5	43	2.9
5	Conference-Only...	5	5	79	15.8	3	15	.200	3	14	.214	0	2	.000	2	9	11	2.2	9	0	6	3	0	1	9	1.8
TM	TEAM.....																									
	Conference-Only...																									
	<b>Total.....</b>	<b>32</b>				<b>787</b>	<b>1821</b>	<b>.432</b>	<b>326</b>	<b>935</b>	<b>.349</b>	<b>169</b>	<b>277</b>	<b>.610</b>	<b>232</b>	<b>804</b>	<b>1036</b>	<b>32.4</b>	<b>451</b>	<b>1</b>	<b>470</b>	<b>359</b>	<b>126</b>	<b>163</b>	<b>2069</b>	<b>64.7</b>
	<b>Conference-Only...</b>	<b>18</b>				<b>449</b>	<b>1032</b>	<b>.435</b>	<b>179</b>	<b>511</b>	<b>.350</b>	<b>87</b>	<b>152</b>	<b>.572</b>	<b>115</b>	<b>431</b>	<b>546</b>	<b>30.3</b>	<b>255</b>	<b>1</b>	<b>273</b>	<b>186</b>	<b>65</b>	<b>91</b>	<b>1164</b>	<b>64.7</b>
	Opponents.....	32				741	1864	.398	159	540	.294	353	473	.746	355	841	1196	37.4	411	-	370	358	73	181	1994	62.3
	Conference-Only...	18				435	1029	.423	98	325	.302	216	278	.777	184	491	675	37.5	223	0	233	202	43	91	1184	65.8





# LAUREN WASYLSON

# SCHEDULE

## November

Date	Day	Opponent	Time	Network TV
7	Thurs.	Utah	7 p.m.	
14	Thurs.	at Temple	7 p.m.	
16	Sat.	at Rider	Noon	
20	Wed.	at Ball State	11:30 a.m.	
23	Sat.	Wright State	2 p.m.	

## December

1	Sun.	at Robert Morris	Noon	
6	Fri.	Colorado	7 p.m.	
8	Sun.	Eastern Kentucky	2 p.m.	
14	Sat.	Cincinnati	2 p.m.	
20	Fri.	vs. Florida (West Palm Beach Inv.)	TBD	
21	Sat.	vs. Northwestern (West Palm Beach Inv.)	TBD	TBD
29	Sun.	ST. JOHN'S	2 p.m.	BEDN
31	Tues.	SETON HALL	1 p.m.	BEDN

## January

10	Fri.	at GEORGETOWN	6:30 p.m.	FS2
12	Sun.	at VILLANOVA	1 p.m.	BEDN
17	Fri.	DePAUL	7 p.m.	BEDN
19	Sun.	MARQUETTE	2 p.m.	BEDN
24	Fri.	at CREIGHTON	8 p.m.	BEDN
26	Sun.	at PROVIDENCE	1 p.m.	FS2
31	Fri.	at BUTLER	7 p.m.	BEDN

## February

7	Fri.	VILLANOVA	7 p.m.	BEDN
9	Sun.	GEORGETOWN	2 p.m.	BEDN
14	Fri.	at MARQUETTE	8 p.m.	BEDN
16	Sun.	at DePAUL	3 p.m.	BEDN
21	Fri.	PROVIDENCE	TBD	BEDN
23	Sun.	CREIGHTON	2 p.m.	BEDN
28	Fri.	at SETON HALL	7 p.m.	BEDN

## March

1	Sun.	at ST. JOHN'S	2 p.m.	BEDN
---	------	---------------	--------	------

All dates are subject to change  
BIG EAST games in all CAPS



## ROSTER

NO.	NAME	POS.	CL.	HT.	HOMETOWN/ PREVIOUS SCHOOL
0	Sarah Leyendecker	F	R-So.	6-4	Cincinnati, Ohio/Mother of Mercy/Akron
1	Nia Clark	G	So.	5-9	Indianapolis, Ind./Ben Davis/Miami (Ohio)
2	Deja Ross	F	Jr.	6-0	Providence, R.I./Pomfret
3	Aaliyah Dunham	G	Jr.	5-4	South Charleston, W.V./South Charleston
4	Lauren Wasylyson	G	So.	6-0	Valencia, Pa./Mars
5	Morgan Sharps	G	Fr.	5-10	Granville, Ohio/Newark
10	Ashley Gomez	G	Sr.	5-9	Oklahoma City, Okla./Westmoore
11	Olivia Jenkins	F	So.	6-4	Plainfield, Ill./Plainfield East
20	Na'Teshia Owens	G	Sr.	5-5	Mexia, Texas/Mexia
21	A'Riana Gray	F	Jr.	6-0	Cleveland, Ohio/Maple Heights
25	Carrie Gross	G	So.	5-11	Clinton, Md./Rock Creek Christian Academy
30	Courtney Prenger	F	Fr.	6-1	Minster, Ohio/Minster
44	Ayanna Townsend	F	R-Fr.	6-2	Pittsburgh, Pa./Winchester Thurston

**Head Coach: Melanie Moore**  
**Assistant Coach/Recruiting Coordinator: Candice Finley**  
**Assistant Coach: Mary Grimes**  
**Assistant Coach: Dan Lang**  
**Assistant AD For Women's Basketball: Kelsey Arendt**  
**Video Production Coordinator: Jimmy Kistner**





# Xavier

## HEAD COACH MELANIE MOORE



### PROFILE: Named head coach on April 5, 2019

**Personal** – Native of Glandorf, Ohio; married (Joe) with two children (Tristin and Ayla).

**Education** – Graduated from Sienna (1999) with a degree in finance.

**Playing Career** – Moore was a four-year letterwinner at Siena where she was named the Metro Atlantic Athletic Conference (MAAC) Player of the Year in 1998 and 1999. In 2005, Moore was inducted into the Siena Hall of Fame, while in 2018 she was named to the MAAC Hall of Fame. She also played professionally in Luxembourg and Israel two years following graduation from Siena.

**Coaching File** – Assistant coach at Siena (2002-2004); Assistant coach at Indiana State (2004-2006); Assistant Coach at Dayton (2006-2007); Assistant Coach at Princeton (2007-2012); Assistant coach at Michigan (2012-2018); Associate Head Coach at Michigan (2018-19).

**Highlights** – During her time on the bench at Michigan, Moore helped the Wolverines post a 156-85 overall record with a 66-52 mark in Big Ten play. Michigan advanced to postseason play in all seven seasons, including three NCAA Tournament appearances. The Wolverines also recorded 20 or more wins in each season. In 2018-19, the Wolverines went 22-12 (11-7 Big Ten) and advanced to the second round of the NCAA Tournament. Moore helped coach All-Big Ten honorees Hallie Thome and Naz Hilmon in 2018-19, while Hilmon also earned Big Ten Freshman of the Year honors, becoming the first player in program history to earn the recognition. During her time at Michigan, Moore helped coach 11 players to all-conference honors. Moore was hired as an assistant coach at Michigan in 2012 after a five-year stint as an assistant coach at Princeton. The Tigers posted a 95-50 (65-16 Ivy League) record during her time as an assistant coach, while claiming three conference titles and making three NCAA Tournament appearances.

### MOORE'S RECORD

**Career Record (first season)**

n/a

**Xavier Record (first season)**

n/a

**BIG EAST Regular Season Record (first season)**

n/a

**BIG EAST Tournament Record (first season)**

n/a

**NCAA Record**

n/a

**WNIT Record**

n/a

### XAVIER IN THE BIG EAST

	Overall	BIG EAST	Reg. Seas. Finish
2013-14	8-23	3-15	9th
2014-15	18-15	8-10	7th
2015-16	17-13	8-10	tied-7th
2016-17	12-18	4-14	tied-7th
2017-18	10-20	3-15	tied-9th
2018-19	11-19	2-16	10th



# RESULTS & STATISTICS

<b>RECORD:</b>	<b>OVERALL</b>	<b>HOME</b>	<b>AWAY</b>	<b>NEUTRAL</b>	<b>ATTENDANCE SUMMARY</b>	<b>GAMES</b>	<b>TOTALS</b>	<b>AVG/GAME</b>
All Games	11-19	9-9	2-9	0-1	Home	18	15784	877
Conference	2-16	1-8	1-8	0-0	Away	11	12550	1141
Non-Conference	9-3	8-1	1-1	0-1	Neutral	1	1852	1852
					<b>Total</b>	<b>30</b>	<b>30186</b>	<b>1006</b>

Date	Time	Opponent	Score	Attend.	High Points	High Rebounds	Date	Time	Opponent	Score	Attend.	High Points	High Rebounds
11/07/18	7 p.m.	CHICAGO STATE	W 91-57	410	(22)Ross,Deja	(8)Townsend,Ayanna	01/20/19	1 p.m.	* at Providence	58-71 L	302	(13)Gray,Ariana	(14)Gray,Ariana
11/11/18	6 p.m.	TENNESSEE TECH	W 70-60	648	(24)Gray,Ariana	(10)Gray,Ariana	01/25/18	7:03 p.m.	* MARQUETTE	44-90 L	943	(16)Dunham,Aaliyah	(11)Gray,Ariana
11/14/18	7:04 p.m.	MINNESOTA	53-78 L	831	(10)Floyd,Tierra	(10)Gray,Ariana	01/27/19	2:04 p.m.	* DEPAUL	71-73 LOT	2257	(21)Owens,Na'Teshia	(14)Gray,Ariana
11/17/18	2:03 p.m.	FAIRFIELD	W 48-35		(14)Gray,Ariana	(14)Gray,Ariana	02/01/19	7 p.m.	* at Seton Hall	W 80-76	826	(21)Owens,Na'Teshia	(12)Gray,Ariana
11/21/18	7 p.m.	at Wake Forest	W 62-50	216	(17)Gray,Ariana	(6)Gray,Ariana	02/03/19	2:03 p.m.	* at St. John's	41-70 L	599	(7)Owens,Na'Teshia	(8)Ross,Deja
11/29/18	11:30 a.m.	BOWLING GREEN	W 65-49	3628	(21)Reiff,Alyson	(18)Gray,Ariana						(7)Gray,Ariana	
12/02/18	2:04 p.m.	NORTH ALABAMA	WOT 94-81	426	(23)Owens,Na'Teshia	(14)Gray,Ariana						(7)Dunham,Aaliyah	
12/09/18	1:59 p.m.	DELAWARE STATE	W 80-59	647	(17)Owens,Na'Teshia	(13)Gray,Ariana	02/08/19	7 p.m.	* at Butler	38-63 L	1124	(8)Gray,Ariana	(10)Gray,Ariana
					(17)Gray,Ariana							(8)Stewart,Princess	
12/16/18	2 p.m.	at Cincinnati	61-79 L	3053	(20)Owens,Na'Teshia	(7)Gray,Ariana	02/15/19	7:02 p.m.	* PROVIDENCE	55-63 L	1185	(20)Gray,Ariana	(14)Gray,Ariana
12/18/18	7:03 p.m.	ALABAMA STATE	W 87-58	416	(18)Stewart,Princess	(6)Ross,Deja	02/17/19	2:03 p.m.	* CREIGHTON	52-53 L	912	(13)Ross,Deja	(10)Gray,Ariana
12/22/18	12 p.m.	NEW ORLEANS	W 61-45	458	(14)Ross,Deja	(10)Gray,Ariana	02/22/19	7 p.m.	* at DePaul	48-81 L	1750	(10)Owens,Na'Teshia	(10)Gray,Ariana
12/29/18	5 p.m.	* at Georgetown	61-68 L	591	(17)Ross,Deja	(11)Gray,Ariana	02/24/19	2 p.m.	* at Marquette	55-79 L	2187	(21)Gray,Ariana	(8)Gray,Ariana
12/31/18	1 p.m.	* at Villanova	71-75 L	909	(19)Owens,Na'Teshia	(8)Gray,Ariana	03/01/19	7:03 p.m.	* VILLANOVA	63-68 L	786	(20)Gray,Ariana	(21)Gray,Ariana
01/04/19	7:03 p.m.	* ST. JOHN'S	57-76 L	317	(16)Gray,Ariana	(7)Floyd,Tierra	03/03/19	2:03 p.m.	* GEORGETOWN	64-67 L	583	(21)Stewart,Princess	(8)Gray,Ariana
01/06/19	2:02 p.m.	* SETON HALL	WOT 63-62	576	(19)Gray,Ariana	(22)Gray,Ariana						(8)Stewart,Princess	
01/11/19	7:03 p.m.	* BUTLER	41-63 L	761	(15)Gray,Ariana	(21)Gray,Ariana	03/09/19	4:30 p.m.	vs Providence	62-70 L	1852	(23)Gray,Ariana	(15)Gray,Ariana
01/18/19	7:03 p.m.	* at Creighton	62-66 LOT	993	(23)Gray,Ariana	(12)Gray,Ariana							

\* indicates conference game

## PLAYERS RETURNING

No.	Player	GP	GS	Min	Avg	TOTAL			3-PTS			REBOUNDS														
						FG	FGA	Pct	3FG	FGA	Pct	FT	FTA	Pct	Off	Def	Tot	Avg	PF	FO	A	TO	Blk	Stl	Pts	Avg
21	Gray,Ariana	30	30	872	29.1	164	377	.435	25	96	.260	63	99	.636	118	226	344	11.5	93	5	28	77	17	58	416	13.9
	Conference-Only...	18	18	539	29.9	94	231	.407	15	63	.238	38	60	.633	80	138	218	12.1	63	4	17	43	14	31	241	13.4
20	Owens,Na'Teshia	27	22	715	26.5	109	252	.433	31	100	.310	61	83	.735	10	53	63	2.3	34	0	89	88	3	29	310	11.5
	Conference-Only...	15	11	377	25.1	59	150	.393	17	62	.274	30	42	.714	5	30	35	2.3	17	0	43	54	2	12	165	11.0
03	Dunham,Aaliyah	30	30	944	31.5	83	227	.366	33	112	.295	48	75	.640	9	59	68	2.3	40	1	105	53	4	37	247	8.2
	Conference-Only...	18	18	577	32.1	53	145	.366	20	69	.290	24	38	.632	6	28	34	1.9	25	1	49	34	3	17	150	8.3
04	Wasylson,Lauren	30	24	812	27.1	65	183	.355	57	149	.383	28	37	.757	12	52	64	2.1	42	0	22	38	10	14	215	7.2
	Conference-Only...	18	12	474	26.3	29	101	.287	26	82	.317	18	22	.818	3	32	35	1.9	19	0	11	21	5	6	102	5.7
02	Ross,Deja	28	26	771	27.5	54	159	.340	23	90	.256	17	28	.607	17	111	128	4.6	97	5	21	33	19	21	148	5.3
	Conference-Only...	18	17	513	28.5	30	96	.313	12	50	.240	11	14	.786	6	78	84	4.7	65	4	13	21	10	15	83	4.6
44	Townsend,Ayanna	7	0	93	13.3	15	25	.600	0	0	.000	4	10	.400	13	18	31	4.4	21	1	2	6	12	2	34	4.9
	Conference-Only...	0	0	0	0.0	0	0	.000	0	0	.000	0	0	.000	0	0	0	0.0	0	0	0	0	0	0	0	0.0
25	Cross,Camie	26	0	273	10.5	34	101	.337	7	30	.233	12	18	.667	8	27	35	1.3	33	0	18	19	1	9	87	3.3
	Conference-Only...	15	0	153	10.2	18	58	.310	2	12	.167	8	12	.667	6	11	17	1.1	15	0	8	9	0	6	46	3.1
10	Comez,Ashley	17	0	170	10.0	8	32	.250	6	28	.214	5	7	.714	3	8	11	0.6	13	0	4	5	0	4	27	1.6
	Conference-Only...	12	0	98	8.2	4	19	.211	4	19	.211	1	2	.500	0	4	4	0.3	6	0	1	4	0	4	13	1.1
01	Jenkins,Olivia	4	0	7	1.8	1	2	.500	0	0	.000	0	0	.000	0	1	1	0.3	0	0	0	0	0	0	2	0.5
	Conference-Only...	3	0	6	2.0	1	2	.500	0	0	.000	0	0	.000	0	1	1	0.3	0	0	0	0	0	0	2	0.7

## PLAYERS NOT RETURNING

No.	Player	GP	GS	Min	Avg	TOTAL			3-PTS			REBOUNDS														
						FG	FGA	Pct	3FG	FGA	Pct	FT	FTA	Pct	Off	Def	Tot	Avg	PF	FO	A	TO	Blk	Stl	Pts	Avg
05	Stewart,Princess	22	15	642	29.2	74	198	.374	24	90	.267	18	31	.581	11	63	74	3.4	32	0	43	47	6	32	190	8.6
	Conference-Only...	18	14	542	30.1	61	159	.384	23	75	.307	11	22	.500	8	54	62	3.4	29	0	33	41	4	22	156	8.7
40	Floyd,Tierra	17	3	222	13.1	27	76	.355	15	41	.366	14	18	.778	11	40	51	3.0	11	0	11	15	8	11	83	4.9
	Conference-Only...	7	0	87	12.4	8	23	.348	6	14	.429	6	6	1.000	2	17	19	2.7	4	0	1	6	2	4	28	4.0
15	Reiff,Alyson	21	0	305	14.5	23	57	.404	14	33	.424	8	20	.400	19	17	36	1.7	20	0	18	22	1	10	68	3.2
	Conference-Only...	10	0	118	11.8	4	15	.267	2	8	.250	0	0	.000	5	8	13	1.3	6	0	5	6	0	3	10	1.0
23	Johnson,Maddy	21	0	180	8.6	11	38	.289	5	10	.500	2	8	.250	9	25	34	1.6	20	0	4	11	1	5	29	1.4
	Conference-Only...	11	0	105	9.5	10	29	.345	4	8	.500	2	4	.500	4	11	15	1.4	10	0	2	8	1	1	26	2.4
15	Reiff,Aly	8	0	92	11.5	0	10	.000	0	4	.000	0	0	.000	2	5	7	0.9	11	0	5	7	0	0	0	0.0
	Conference-Only...	7	0	86	12.3	0	10	.000	0	4	.000	0	0	.000	2	4	6	0.9	8	0	4	7	0	0	0	0.0
TM	TEAM.....																31	42	73	2.4	0		9		0	
	Conference-Only...																27	29	56	3.1	0		4		0	
	<b>Total.....</b>	<b>30</b>				<b>668</b>	<b>1737</b>	<b>.385</b>	<b>240</b>	<b>783</b>	<b>.307</b>	<b>280</b>	<b>434</b>	<b>.645</b>	<b>273</b>	<b>747</b>	<b>1020</b>	<b>34.0</b>	<b>467</b>	<b>12</b>	<b>370</b>	<b>430</b>	<b>82</b>	<b>232</b>	<b>1856</b>	<b>61.9</b>
	<b>Conference-Only...</b>	<b>18</b>				<b>371</b>	<b>1038</b>	<b>.357</b>	<b>131</b>	<b>466</b>	<b>.281</b>	<b>149</b>	<b>222</b>	<b>.671</b>	<b>154</b>	<b>445</b>	<b>599</b>	<b>33.3</b>	<b>267</b>	<b>9</b>	<b>187</b>	<b>258</b>	<b>41</b>	<b>121</b>	<b>1022</b>	<b>56.8</b>
	Opponents.....	30				726	1779	.408	198	613	.323	335	454	.738	366	859	1225	40.8	468	-	450	465	94	230	1985	66.2
	Conference-Only...	18				466	1095	.426	152	425	.358	180	245	.735	221	545	766	42.6	256	3	298	252	58	152	1264	70.2



# Coaches' Records

ALL-TIME

BUTLER		OVERALL		BIG EAST	
Years	Coach	W	L	W	L
1975-76	Xandra Hamilton	1	9		
1976-84	Linda Mason	124	47		
1984-88	Russ Sarfaty	32	76		
1988-93	Paulette Stein	87	57		
1993-99	June Olkowski	114	56		
1999-2002	Wendy Gatlin	21	62		
2002-14	Beth Couture	193	174	10	8
2014-	Kurt Godlevske	68	89	33	57
<b>Totals</b>		<b>640</b>	<b>570 (.529)</b>	<b>43</b>	<b>65 (.398)</b>

CREIGHTON		OVERALL		BIG EAST	
Years	Coach	W	L	W	L
1973-76	Eddy McClure	26	22		
1976-79	Gaye Kinnett	33	27		
1979-80	Howard Faber	11	10		
1980-92	Bruce Rasmussen	196	147		
1992-2002	Connie Yori	170	115		
2002-	Jim Flanery	327	220	65	43
<b>Totals</b>		<b>763</b>	<b>541 (.587)</b>	<b>65</b>	<b>43 (.602)</b>

DE PAUL		OVERALL		BIG EAST	
Years	Coach	W	L	W	L
1974-76	Debbie Miller	10	20		
1978-80	John Lawler	27	16		
1980-84	Ron Feiereisel	61	57		
1984-88	Jim Izard	90	28		
1976-78; 88-	Doug Bruno	694	342	168	68
<b>Totals</b>		<b>889</b>	<b>463 (.658)</b>	<b>168</b>	<b>68 (.712)</b>

GEORGETOWN		OVERALL		BIG EAST	
Years	Coach	W	L	W	L
1970-74	Betty Underwood	29	12		
1974-81	Francis Carr	95	46		
1981-83	Mary Briesse	19	32	3	5
1983-86	Cheryl Thompson	25	56	8	32
1986-2004	Patrick Knapp	248	264	124	180
2004-12	Terri Williams-Flournoy	143	104	58	70
2012-13	Keith Brown	15	16	5	11
2013-14	Jim Lewis	11	21	4	14
2014-17	Natasha Adair	37	54	20	34
2017-	James Howard	35	32	18	18
<b>Totals</b>		<b>657</b>	<b>637 (.508)</b>	<b>240</b>	<b>364 (.397)</b>

MARQUETTE		OVERALL		BIG EAST	
Years	Coach	W	L	W	L
1975-86	Tat Shiely	111	148		
1986-90	Sr. Maria Pares	42	69		
1990-96	Jim Jabir	94	81		
1996-14	Terri Mitchell	348	215	74	72
2014-2019	Carolyn Kieger	99	64	56	34
2019-	Megan Duffy				
<b>Totals</b>		<b>694</b>	<b>577 (.548)</b>	<b>130</b>	<b>106 (.551)</b>

PROVIDENCE		OVERALL		BIG EAST	
Years	Coach	W	L	W	L
1974-76	Kay McDonald	25	7		
1976-80	Tim Gilbride	82	27		
1980-83	Joe Mullaney, Jr.	66	27	7	1
1983-85	Lynn Sheedy	33	21	14	10
1985-96	Bob Foley	206	127	114	72
1996-2002	Jim Jabir	62	102	34	68
2002-05	Susan Yow	14	68	3	45
2005-12	Phil Seymore	88	120	30	82
2012-16	Susah Robinson Fruchtl	25	94	8	62
2016-	Jim Crowley	41	55	15	39
<b>Totals</b>		<b>642</b>	<b>648 (.498)</b>	<b>225</b>	<b>379 (.373)</b>

ST. JOHN'S		OVERALL		BIG EAST	
Years	Coach	W	L	W	L
1974-79	Vickie Kresse	100	43		
1979-84	Don Perrelli	118	43	12	4
1984-96	Joe Mullaney, Jr.	168	173	92	110
1996-99	Charlene Thomas-Swinson	24	61	14	40
1999-2001	Darcel Estep	22	51	8	29
2001-02	Pechone Stepps	0	11	0	11
2002-12	Kim Barnes Arico	176	134	73	87
2012-	Joe Tartamella	143	88	73	51
<b>Totals</b>		<b>751</b>	<b>604 (.554)</b>	<b>272</b>	<b>332 (.450)</b>

SETON HALL		OVERALL		BIG EAST	
Years	Coach	W	L	W	L
1973-85	Sue Dilley	191	121	10	22
1985-2010	Phyllis Mangina	352	368	161	255
2010-13	Anne Donovan	27	64	7	41
2013-	Anthony Bozzella	114	80	53	55
<b>Totals</b>		<b>684</b>	<b>634 (.519)</b>	<b>231</b>	<b>373 (.382)</b>

VILLANOVA		OVERALL		BIG EAST	
Years	Coach	W	L	W	L
1969-70	Liz Cawley	4	6		
1970-75	Jane Sefranek	51	23		
1975-78	Joan King	28	25		
1978-	Harry Perretta	765	476	334	270
<b>Totals</b>		<b>848</b>	<b>530 (.615)</b>	<b>334</b>	<b>270 (.553)</b>

XAVIER		OVERALL		BIG EAST	
Years	Coach	W	L	W	L
1971-76	Tony Brueneman	33	18		
1976-86	Laurie Massa	98	146		
1986-95	Mark Ehlen	122	130		
1995-2002	Melanie Balcomb	135	78		
2002-11	Kevin McGuff	214	73		
2011-13	Amy Waugh	21	36		
2013-2019	Brian Neal	76	108	28	80
2019-	Melanie Moore				
<b>Totals</b>		<b>699</b>	<b>579 (.547)</b>	<b>28</b>	<b>80 (.259)</b>

# Review



***BIG EAST***<sup>TM</sup>

***CONFERENCE***





# 2018-19 Review

FINAL STANDINGS/BIG EAST TOURNAMENT RESULTS

## BIG EAST

CONFERENCE

### 2018-19 FINAL STANDINGS

	BIG EAST				OVERALL				N	Streak
	W-L	Pct.	H	A	W-L	Pct.	H	A		
Marquette* (18/16)	15-3	.833	8-1	7-2	27-8	.771	15-2	9-6	3-0	L 1
DePaul ^ (24/21)	14-4	.778	6-3	8-1	26-8	.765	14-4	10-2	2-2	L 1
Butler	11-7	.611	5-4	6-3	23-10	.697	14-4	7-5	2-1	L 1
Georgetown	9-9	.500	6-3	3-6	19-16	.543	11-5	7-8	1-3	L 1
Villanova	9-9	.500	5-4	4-5	19-13	.594	11-4	8-7	0-2	L 1
Creighton	8-10	.444	4-5	4-5	15-16	.484	6-8	6-8	3-0	L 1
Providence	8-10	.444	4-5	4-5	19-16	.543	11-8	6-8	2-0	L 1
Seton Hall	7-11	.389	5-4	2-7	15-16	.484	11-4	3-10	1-2	L 2
St. John's	7-11	.389	3-6	4-5	15-16	.484	5-7	7-7	3-2	L 1
Xavier	2-16	.111	1-8	1-8	11-19	.367	9-9	2-9	0-1	L 9

(Associated Press/ESPN-USA Today rankings)

RV- receiving votes

\* Regular-Season Champion

^ BIG EAST Tournament Champion

### 2019 BIG EAST TOURNAMENT RESULTS

(Wintrust Arena - Chicago, Ill.)

#### First Round

#9 St. John's 76, #8 Seton Hall 51

#7 Providence 70, #10 Xavier 62

#### Quarterfinals

#1 Marquette 88, #9 St. John's 57

#4 Georgetown 76, #5 Villanova 67

#2 DePaul 85, #7 Providence 60

#6 Creighton 60, #3 Butler 51

#### Semifinals

#1 Marquette 75, #4 Georgetown 62

#2 DePaul 80, #6 Creighton 69

#### Final

#2 DePaul 74, #1 Marquette 73

#### Most Outstanding Player

Chante Stonewall, DePaul

#### 2018 BIG EAST Championship All-Tournament Team

Jaylyn Agnew, Creighton

Dorothy Adomako, Georgetown

Natisha Hiedeman, Marquette

Kelly Campbell, DePaul

Mart'e Grays, DePaul



DePaul won the 2019 BIG EAST Tournament, its fourth in six years.

# 2018-19 Review

## NCAA/WNIT CHAMPIONSHIP RESULTS

### 2019 NCAA DIVISION I WOMEN'S BASKETBALL CHAMPIONSHIP

#### **(First Round – College Station, Texas)**

No. 5 seed Marquette 58, No. 12 seed Rice 54 OT

#### **(First Round – Ames, Iowa)**

No. 11 seed Missouri State 89, No. 6 seed DePaul 78

#### **(Second Round – College Station, Texas)**

No. 4 seed Texas A&M 78, No. 5 seed Marquette 76



**Back-to-back BIG EAST Women's Basketball Tournament champion and No. 6 seed DePaul was joined by BIG EAST regular-season champion and No. 5 seed Marquette in the 2019 NCAA Women's Basketball Tournament field. The Blue Demons made their 17th consecutive NCAA Tournament appearance, fourth in the last six years as the automatic qualifier out of the BIG EAST, while the Golden Eagles made their third consecutive NCAA Tourney trip and second straight as an at-large pick. The BIG EAST earned multiple NCAA bids for the 28th consecutive year.**



### 2019 WNIT

#### **First Round**

##### **Indianapolis, Indiana**

Butler 89, Northeastern 72

##### **Providence, Rhode Island**

Providence 71, Hartford 54

##### **Toledo, Ohio**

Toledo 71, Seton Hall 65

##### **Washington, D.C.**

Georgetown 90, Sacred Heart 59

##### **Villanova, Pennsylvania**

Villanova 86, Old Dominion 81

#### **Second Round**

##### **Indianapolis, Indiana**

Butler 70, Kent State 52

##### **Providence, Rhode Island**

Providence 64, Penn 54

##### **Cambridge, Massachusetts**

Georgetown 70, Harvard 65

##### **Morgantown, West Virginia**

West Virginia 64, Villanova 57

#### **Round of 16**

##### **Providence, Rhode Island**

Georgetown 53, Providence 46 ^

#### **Quarterfinals**

##### **Harrisonburg, Virginia**

James Madison 54, Georgetown 44

^ BEDN

**Shortly after DePaul and Marquette claimed their NCAA Tourney berths, the BIG EAST matched its high for most teams selected to the WNIT since realignment as Butler, Georgetown, Providence, Seton Hall and Villanova earned invites. The five selections matches the most by any league in the WNIT in 2019, with C-USA also claiming five bids. With Marquette and DePaul claiming NCAA Tournament berths, the BIG EAST saw seven teams in the national postseason for the third time since realignment.**



# 2018-19 Review

## 2019 BIG EAST AWARD WINNERS

- BIG EAST PLAYER OF THE YEAR** - Natisha Hiedeman, Marquette, Sr., G  
**BIG EAST FRESHMAN OF THE YEAR** - Mary Baskerville, Providence, Fr., F  
**BIG EAST COACH OF THE YEAR** - Kurt Godlevske, Butler  
**BIG EAST DEFENSIVE PLAYER OF THE YEAR** - Michelle Weaver, Butler, Sr., G  
**BIG EAST MOST IMPROVED PLAYER AWARD** - Shadeen Samuels, Seton Hall, Jr., F  
**BIG EAST SPORTSMANSHIP AWARD** - Jannah Tucker, Villanova, Sr., F  
 Ashton Millender, DePaul, Sr., G  
**BIG EAST SIXTH WOMAN AWARD** - Allazia Blockton, Marquette, Sr., G  
**BIG EAST SCHOLAR-ATHLETE OF THE YEAR** - Allazia Blockton, Marquette, Sr., G

### ALL-BIG EAST FIRST TEAM

	<i>School</i>	<i>Class</i>	<i>Pos.</i>
Audrey Faber	Creighton	Sr.	F
Mart'e Grays	DePaul	Sr.	F
Natisha Hiedeman	Marquette	Sr.	G*
Shadeen Samuels	Seton Hall	Jr.	F
Dionna White	Georgetown	Sr.	G

### ALL-BIG EAST SECOND TEAM

	<i>School</i>	<i>Class</i>	<i>Pos.</i>
Dorothy Adomako	Georgetown	Grad.	G
Erika Davenport	Marquette	Sr.	F
Mary Gedaka	Villanova	Jr.	F
Tori Schickel	Butler	Sr.	F/C
Chante Stonewall	DePaul	Jr.	F

### ALL-BIG EAST HONORABLE MENTION

	<i>School</i>	<i>Class</i>	<i>Pos.</i>
Tiana England	St. John's	R-So.	G
A'riana Gray	Xavier	So.	F
Whitney Jennings	Butler	Sr.	G
Jovana Nogic	Providence	Sr.	G
Amani Wilborn	Marquette	Sr.	G

### ALL-BIG EAST FRESHMAN TEAM

	<i>School</i>	<i>Class</i>	<i>Pos.</i>
Kadaja Bailey	St. John's	Fr.	G
Mary Baskerville	Providence	Fr.	F*
Emily Esposito	Villanova	R-Fr.	G
Lexi Held	DePaul	Fr.	G*
Kaela Webb	Providence	Fr.	G


\*unanimous selection



Marquette claimed **BIG EAST Player of the Year** honors in back-to-back seasons for the first time as Natisha Hiedeman earned the honor unanimously.



Predicted to finish seventh in the **BIG EAST Preseason Coaches' Poll**, Kurt Godlevske's Bulldogs exceeded expectations by finishing third, their highest finish since joining the Conference in 2013-14.



A five-time **BIG EAST Freshman of the Week**, Mary Baskerville is just the second **BIG EAST Freshman of the Year** from Providence, joining Tracy Lis in 1988-89.

# 2018-19 Review

## BIG EAST vs. Other Conferences

Conference	'05-06	'06-07	'07-08	'08-09	'09-10	'10-11	'11-12	'12-13	'13-14	'14-15	'15-16	'16-17	'17-18	'18-19
American Athletic	0-0	0-0	0-0	0-0	0-0	0-0	0-0	0-0	1-2	4-6	5-4	1-5	4-3	4-6
America East	6-8	9-2	8-4	11-2	14-2	7-0	11-1	6-2	4-1	4-1	2-1	3-0	3-0	6-0
Atlantic Coast	14-7	3-11	8-8	10-6	12-8	12-5	10-11	9-7	3-5	1-8	4-4	4-6	6-6	3-10
Atlantic Sun	6-0	5-0	6-1	3-0	4-0	4-1	5-0	6-0	1-0	2-3	1-1	2-0	2-1	2-0
Atlantic 10	7-2	17-6	23-3	17-6	19-7	14-8	20-7	14-6	6-4	5-7	8-5	6-4	7-4	7-2
Big Sky	15-4	2-0	0-0	5-0	2-0	0-0	0-1	2-0	3-0	0-0	2-0	0-0	1-1	1-0
Big South	6-3	2-0	0-0	3-0	1-0	4-0	3-1	2-0	1-1	1-0	3-0	1-0	0-0	0-0
Big Ten	4-0	9-5	10-9	7-9	5-9	8-2	9-3	7-7	2-9	3-5	5-4	8-6	6-5	6-3
Big 12	3-6	0-4	6-4	7-4	5-4	4-9	5-6	4-4	2-2	1-3	3-2	1-3	3-2	2-2
Big West	1-0	2-0	1-0	0-0	3-0	4-0	2-1	1-1	0-0	1-0	1-0	0-0	0-0	0-0
Colonial	7-2	2-4	9-0	4-2	9-2	3-6	3-8	4-4	2-3	2-0	4-1	7-0	5-1	1-4
Conference USA	4-0	7-1	3-2	4-1	4-2	7-1	4-2	3-1	1-0	1-1	1-1	3-1	1-0	3-0
Great West	0-0	0-0	0-0	0-0	0-0	1-0	0-0	0-0	0-0	0-0	0-0	0-0	0-0	0-0
Horizon	8-0	11-0	8-0	9-2	12-3	9-1	3-1	5-2	3-3	2-2	1-4	1-2	3-1	5-0
Ivy	7-0	10-1	14-0	10-0	11-0	8-0	6-3	10-2	8-0	3-1	3-1	3-3	3-4	8-0
Metro Atlantic	8-3	8-6	12-2	8-1	9-0	8-2	10-0	7-1	4-0	5-2	5-0	4-1	6-1	4-1
Mid-American	8-1	8-2	10-0	12-1	6-2	4-2	9-1	6-3	1-4	1-0	0-1	2-1	1-3	5-2
Mid-Eastern	2-0	6-0	6-1	7-0	3-2	8-1	8-2	3-0	1-0	2-0	3-0	2-0	4-0	4-0
Missouri Valley	3-0	3-0	6-1	5-1	6-1	4-1	9-0	3-3	4-2	7-3	6-3	5-2	7-0	4-3
Mountain West	4-1	4-3	4-1	3-4	3-1	3-0	3-1	2-1	2-0	1-0	0-0	1-0	0-1	0-0
Northeast	12-4	9-1	10-0	9-1	11-0	12-1	7-1	10-2	5-0	3-2	4-0	6-0	3-1	5-0
Ohio Valley	3-0	4-0	2-0	6-0	6-0	6-0	4-0	9-0	3-0	0-0	1-0	3-0	3-0	4-0
Pacific 12	3-1	3-2	4-4	5-3	4-2	2-7	8-4	8-5	5-2	1-3	0-5	2-2	0-4	0-1
Patriot	6-1	8-2	10-0	7-0	1-1	6-0	9-0	6-1	3-0	3-1	3-0	3-0	5-0	3-0
Southeastern	5-9	7-12	6-8	11-3	7-7	7-8	5-8	8-8	3-7	4-4	2-3	1-4	0-4	3-2
Southern	2-1	4-1	3-1	4-1	5-0	1-1	4-0	4-0	0-0	1-2	0-1	0-1	1-1	1-0
Southland	2-1	1-0	1-0	0-0	2-0	2-0	0-0	3-0	2-0	0-0	1-0	0-0	0-0	1-0
Southwestern	0-0	5-0	1-0	8-0	4-0	5-0	4-0	2-0	3-0	1-0	0-0	2-0	1-0	1-0
Summit	0-0	0-0	2-0	4-0	4-0	4-0	4-0	2-2	3-2	4-2	1-5	4-1	4-1	4-2
Sun Belt	2-4	4-0	9-0	4-0	2-1	3-1	2-0	1-0	1-1	0-0	1-0	1-2	0-0	0-0
West Coast	1-0	1-1	4-1	4-2	4-1	2-1	4-2	2-0	0-2	0-1	0-1	2-1	1-0	1-0
Western Athletic	1-0	1-1	0-0	1-1	2-0	2-0	3-0	3-0	0-0	2-0	1-0	0-0	0-0	1-0
Independent	1-3	2-0	3-1	4-0	1-0	1-0	4-0	2-0	1-0	2-0	0-0	0-0	0-0	0-0
Mid-Continent	2-0	6-0	0-0	0-0	0-0	0-0	0-0	0-0	0-0	0-0	0-0	0-0	0-0	0-0
Reclassifying	0-0	0-0	0-0	1-0	3-0	1-0	1-0	1-0	0-0	0-0	0-0	0-0	0-0	0-0
Division II	3-0	1-0	0-0	4-1	1-1	2-0	1-1	0-0	0-0	1-0	0-0	0-0	0-0	0-0
Division III	0-0	0-0	0-0	1-0	1-0	1-0	0-0	0-0	1-0	0-0	0-0	0-0	0-0	0-0
<b>TOTAL</b>	<b>156-61</b>	<b>163-65</b>	<b>189-51</b>	<b>198-51</b>	<b>186-56</b>	<b>180-62</b>	<b>181-65</b>	<b>155-62</b>	<b>79-50</b>	<b>68-57</b>	<b>73-47</b>	<b>78-45</b>	<b>80-44</b>	<b>89-38</b>
	<b>(.691)</b>	<b>(.719)</b>	<b>(.715)</b>	<b>(.788)</b>	<b>(.795)</b>	<b>(.769)</b>	<b>(.736)</b>	<b>(.714)</b>	<b>(.612)</b>	<b>(.544)</b>	<b>(.608)</b>	<b>(.634)</b>	<b>(.645)</b>	<b>(.695)</b>

## BIG EAST Regular-Season Nonconference Record

Year	Record
2018-19	81-32 (.717)
2017-18	72-39 (.649)
2016-17	70-39 (.642)
2015-16	70-41 (.631)
2014-15	62-52 (.544)
2013-14	71-43 (.623)
2012-13	141-56 (.716)
2011-12	159-55 (.743)
2010-11	160-54 (.748)
2009-10	168-44 (.792)
2008-09	171-41 (.807)
2007-08	167-41 (.803)
2006-07	148-55 (.729)
2005-06	140-49 (.741)
2004-05	94-41 (.696)
2003-04	107-48 (.690)
2002-03	114-38 (.750)
2001-02	99-58 (.631)
2000-01	101-51 (.664)
1999-00	103-52 (.665)
1998-99	67-44 (.604)
1997-98	60-48 (.556)



Butler went 10-1 in non-conference play and started the year 15-1 for its finest start since 1980-81.



BIG EAST teams have combined for their finest regular season non-conference showing since league realignment. BIG EAST teams combined for an 81-32 mark for its most wins and highest winning percentage since 2012-13.



# 2018-19 Review

## INDIVIDUAL STATS – CONFERENCE GAMES ONLY

### SCORING

Player-Team	Cl	G	FG	3FG	FT	Pts	Avg/G
1. Samuels,Shadeen-SHU	JR	17	127	21	69	344	20.2
2. Hiedeman,Natisha-MU	SR	18	121	50	48	340	18.9
3. Adomako,Dorothy-CU	SR	18	111	19	67	308	17.1
4. White,Dionna-CU	SR	18	97	22	88	304	16.9
5. Faber,Audrey-CU	SR	18	109	34	51	303	16.8
6. Grays,Marie-DPU	SR	18	99	19	64	281	15.6
7. Gedaka,Mary-VU	JR	18	122	6	25	275	15.3
8. Jennings,Whitney-BU	SR	18	84	41	54	263	14.6
9. Stonewall,Chante-DPU	JR	18	102	27	26	257	14.3
10. King,Danielle-MU	SR	17	75	16	64	230	13.5

### REBOUNDING

Player-Team	Cl	G	OFF	DEF	TOT	Avg/G
1. Gray,Ariana-XU	SO	18	80	138	218	12.1
2. Davenport,Erika-MU	SR	15	62	109	171	11.4
3. Philox,Selena-SHU	SO	18	40	127	167	9.3
4. Schickel,Tori-BU	SR	18	70	86	156	8.7
5. Adomako,Dorothy-CU	SR	18	36	118	154	8.6
6. Campbell,Kelly-DPU	JR	18	30	117	147	8.2
7. Samuels,Shadeen-SHU	JR	17	51	87	138	8.1
8. Baskerville,Mary-PC	FR	18	29	102	131	7.3
9. Agnew,Jaylyn-CU	JR	18	19	109	128	7.1
10. Gedaka,Mary-VU	JR	18	25	100	125	6.9

### FIELD GOAL PCT (MIN. 3.0 MADE PER GAME)

Player-Team	Cl	G	FG	FGA	Pct
1. Gedaka,Mary-VU	JR	18	122	179	.682
2. Baskerville,Mary-PC	FR	18	74	123	.602
3. Davenport,Erika-MU	SR	15	79	140	.564
4. Lott,Selena-MU	SO	18	55	100	.550
5. Samuels,Shadeen-SHU	JR	17	127	233	.545
6. Elmore,Desiree-SHU	SO	18	87	163	.534
7. Brelove,Curteona-SIU	SR	18	85	165	.515
8. England,Tiana-SIU	SO	18	87	181	.481
9. Wellere,Akina-SIU	SR	18	71	148	.480
10. Stonewall,Chante-DPU	JR	18	102	214	.477

### ASSISTS

Player-Team	Cl	G	Assists	Avg/G
1. England,Tiana-SIU	SO	18	97	5.39
2. Campbell,Kelly-DPU	JR	18	85	4.72
3. Weaver,Michelle-BU	SR	18	80	4.44
4. Hiedeman,Natisha-MU	SR	18	71	3.94
5. King,Danielle-MU	SR	17	65	3.82
6. Inja Butina-SHU		18	66	3.67
7. White,Dionna-CU	SR	18	63	3.50
8. Wilborn,Amani-MU	SR	18	60	3.33
9. Agnew,Jaylyn-CU	JR	18	57	3.17
10. Hahn,Adrianna-VU	SR	18	53	2.94

### ASSIST/TURNOVER RATIO (MIN. 3.0 ASSISTS/ GAME)

Player-Team	Cl	G	Asst	Avg	Turn	Avg	Ratio
1. Campbell,Kelly-DPU	JR	18	85	4.7	19	1.1	4.47
2. Weaver,Michelle-BU	SR	18	80	4.4	41	2.3	1.95
3. King,Danielle-MU	SR	17	65	3.8	37	2.2	1.76
4. Wilborn,Amani-MU	SR	18	60	3.3	35	1.9	1.71
5. Hiedeman,Natisha-MU	SR	18	71	3.9	44	2.4	1.61
6. Agnew,Jaylyn-CU	JR	18	57	3.2	38	2.1	1.50
7. England,Tiana-SIU	SO	18	97	5.4	66	3.7	1.47
8. White,Dionna-CU	SR	18	63	3.5	47	2.6	1.34
9. Inja Butina-SHU		18	66	3.7	52	2.9	1.27

### FREE THROW PCT (MIN. 2.0 MADE PER GAME)

Player-Team	Cl	G	FTM	FTA	Pct
1. Nogic,Jovana-PC	SR	18	52	55	.945
2. King,Danielle-MU	SR	17	64	72	.889
3. Jennings,Whitney-BU	SR	18	54	61	.885
4. Spolyar,Kristen-BU	JR	18	54	63	.857
5. Elger,Olivia-CU	JR	14	29	34	.853
6. Carda,Temi-CU	SO	18	45	53	.849
7. Inja Butina-SHU		18	56	66	.848
8. Verson,Mikayla-CU	SR	18	39	47	.830
9. Faber,Audrey-CU	SR	18	51	63	.810
10. Jolin,Maddie-PC	SR	18	40	50	.800

### STEALS

Player-Team	Cl	G	Steals	Avg/G
1. Weaver,Michelle-BU	SR	18	60	3.33
2. White,Dionna-CU	SR	18	57	3.17
3. Hiedeman,Natisha-MU	SR	18	44	2.44
4. Lott,Selena-MU	SO	18	42	2.33
5. Jimenez,Nicole-SHU	SR	18	32	1.78
6. Jolin,Maddie-PC	SR	18	31	1.72
Gray,Ariana-XU	SO	18	31	1.72
8. Adomako,Dorothy-CU	SR	18	27	1.50
9. Schickel,Tori-BU	SR	18	26	1.44
10. Stonewall,Chante-DPU	JR	18	25	1.39

### 3-POINT FG PCT (MIN. 1.0 MADE PER GAME)

Player-Team	Cl	G	3FG	FGA	Pct
1. Lott,Selena-MU	SO	18	22	49	.449
2. Jolin,Maddie-PC	SR	18	32	78	.410
3. Hiedeman,Natisha-MU	SR	18	50	122	.410
4. Hahn,Adrianna-VU	SR	18	50	124	.403
5. Stonewall,Chante-DPU	JR	18	27	69	.391
6. Tucker,Jannah-VU	SR	17	46	119	.387
7. Jekot,Kelly-VU	JR	18	40	104	.385
8. Nogic,Jovana-PC	SR	18	40	105	.381
9. Carda,Temi-CU	SO	18	25	68	.368
10. Spingola,Isabelle-MU	JR	18	22	60	.367

### 3-POINT FG MADE

Player-Team	Cl	G	3FG	Avg/G
1. Hahn,Adrianna-VU	SR	18	50	2.78
Hiedeman,Natisha-MU	SR	18	50	2.78
3. Jimenez,Nicole-SHU	SR	18	49	2.72
4. Tucker,Jannah-VU	SR	17	46	2.71
5. Millender,Ashton-DPU	SR	18	43	2.39
6. Jennings,Whitney-BU	SR	18	41	2.28
7. Jekot,Kelly-VU	JR	18	40	2.22
Nogic,Jovana-PC	SR	18	40	2.22
9. Faber,Audrey-CU	SR	18	34	1.89
10. Jolin,Maddie-PC	SR	18	32	1.78

### BLOCKED SHOTS

Player-Team	Cl	G	Blocks	Avg/G
1. Adomako,Dorothy-CU	SR	18	34	1.89
2. Faber,Audrey-CU	SR	18	32	1.78
3. Baskerville,Mary-PC	FR	18	28	1.56
4. Schickel,Tori-BU	SR	18	22	1.22
Herlthy,Bridget-VU	JR	18	22	1.22
6. Kelava,Anita-CU	JR	18	20	1.11
7. Agnew,Jaylyn-CU	JR	18	16	0.89
8. Charles,Kayla-SIU	SO	17	15	0.88
9. Brelove,Curteona-SIU	SR	18	15	0.83
Jekot,Kelly-VU	JR	18	15	0.83

### MINUTES PLAYED

Player-Team	Cl	G	Minutes	Avg/G
1. Jennings,Whitney-BU	SR	18	686	38.11
2. Faber,Audrey-CU	SR	18	678	37.67
3. England,Tiana-SIU	SO	18	668	37.11
4. Schickel,Tori-BU	SR	18	659	36.61
5. Jekot,Kelly-VU	JR	18	645	35.72
6. Wellere,Akina-SIU	SR	18	641	35.61
Gedaka,Mary-VU	JR	18	641	35.61
8. White,Dionna-CU	SR	18	639	35.50
9. Samuels,Shadeen-SHU	JR	17	601	35.35
10. Weaver,Michelle-BU	SR	18	635	35.28

### OFFENSIVE REBOUNDS

Player-Team	Cl	G	No.	Avg/G
1. Gray,Ariana-XU	SO	18	80	4.44
2. Davenport,Erika-MU	SR	15	62	4.13
3. Schickel,Tori-BU	SR	18	70	3.89
4. Samuels,Shadeen-SHU	JR	17	51	3.00
5. Grays,Marie-DPU	SR	18	51	2.83
Stonewall,Chante-DPU	JR	18	51	2.83
7. Smith,Morgan-CU	JR	16	37	2.31
8. Philox,Selena-SHU	SO	18	40	2.22
9. Brelove,Curteona-SIU	SR	18	38	2.11
10. Kelava,Anita-CU	JR	18	37	2.06

### DEFENSIVE REBOUNDS

Player-Team	Cl	G	No.	Avg/G
1. Gray,Ariana-XU	SO	18	138	7.67
2. Davenport,Erika-MU	SR	15	109	7.27
3. Philox,Selena-SHU	SO	18	127	7.06
4. Adomako,Dorothy-CU	SR	18	118	6.56
5. Campbell,Kelly-DPU	JR	18	117	6.50
6. Agnew,Jaylyn-CU	JR	18	109	6.06
7. Baskerville,Mary-PC	FR	18	102	5.67
8. Gedaka,Mary-VU	JR	18	100	5.56
9. Samuels,Shadeen-SHU	JR	17	87	5.12
10. Hiedeman,Natisha-MU	SR	18	92	5.11

### INDIVIDUAL PLAYER GAME HIGHS

Points	34	Hiedeman,Natisha (Marquette) at Seton Hall (02/17/19)
	33	Samuels,Shadeen (Seton Hall) at St. John's (3/3/19)
Field goals made	14	Hiedeman,Natisha (Marquette) at Seton Hall (02/17/19)
	13	Samuels,Shadeen (Seton Hall) vs Creighton (01/11/19)
Field goal attempts	25	Hiedeman,Natisha (Marquette) vs DePaul (01/04/19)
	25	Jennings,Whitney (Butler) at Providence (1/18/19)
Field goal %	1.000 (8-8)	King,Danielle (Marquette) at Villanova (01/11/19)
	.923 (12-13)	Grays,Marie (DePaul) vs Villanova (02/08/19)
3-Pt FG made	6	Kissinger,Brooke (Creighton) at DePaul (12/29/18)
	6	Stonewall,Chante (DePaul) at Butler (01/25/19)
	6	Nogic,Jovana (Providence) at Xavier (02/15/19)
	6	Hiedeman,Natisha (Marquette) at Seton Hall (02/17/19)
	6	Nogic,Jovana (Providence) at Butler (02/17/19)
	6	Tucker,Jannah (Villanova) at Xavier (3/1/2019)
3-Pt FG attempts	14	Jennings,Whitney (Butler) at Georgetown (12/31/18)
	14	Jennings,Whitney (Butler) at Providence (1/18/19)
3-Pt %	.857 (6-7)	Kissinger,Brooke (Creighton) at DePaul (12/29/18)
	.857 (6-7)	Stonewall,Chante (DePaul) at Butler (01/25/19)
Free throws made	13	King,Danielle (Marquette) vs St. John's (01/20/19)
	12	King,Danielle (Marquette) at Georgetown (01/13/19)
	12	Nogic,Jovana (Providence) vs Butler (1/18/19)
Free throw attempts	14	Hoppie,Qadashah (St. John's) at Seton Hall (12/30/18)
	14	King,Danielle (Marquette) at Georgetown (01/13/19)
Free throw %	1.000 (13-13)	King,Danielle (Marquette) vs St. John's (01/20/19)
	1.000 (12-12)	Nogic,Jovana (Providence) vs Butler (1/18/19)
	1.000 (11-11)	Nogic,Jovana (Providence) vs Villanova (1/6/19)
	1.000 (10-10)	Jolin,Maddie (Providence) vs Seton Hall (2/8/19)
	1.000 (9-9)	Wasylson,Lauren (Xavier) vs Creighton (02/17/19)
	1.000 (9-9)	White,Dionna (Georgetown) vs Seton Hall (02/22/19)
	1.000 (8-8)	Schickel,Tori (Butler) at Providence (1/18/19)
	1.000 (8-8)	Inja Butina (Seton Hall) at DePaul (01/20/19)
	1.000 (8-8)	Olivia Elger (Creighton) at Georgetown (02/01/19)
	1.000 (8-8)	Hilaire,Kaela (Seton Hall) vs Butler (02/03/19)
Rebounds	23	Davenport,Erika (Marquette) vs Georgetown (02/08/19)
	22	Gray,Ariana (Xavier) vs Seton Hall (01/06/19)
Assists	13	England,Tiana (St. John's) vs Butler (2/1/19)
	12	King,Danielle (Marquette) at Seton Hall (02/17/19)
Steals	7	Weaver,Michelle (Butler) vs St. John's (01/06/19)
	7	White,Dionna (Georgetown) vs DePaul (01/11/19)
	7	Gray,Ariana (Xavier) at Creighton (01/18/19)
	7	Hiedeman,Natisha (Marquette) vs St. John's (01/20/19)
	7	White,Dionna (Georgetown) vs Providence (02/03/19)
	7	Weaver,Michelle (Butler) at DePaul (02/24/19)
Blocked shots	7	Adomako,Dorothy (Georgetown) vs Butler (12/31/18)
	5	Faber,Audrey (Creighton) vs Georgetown (01/06/19)
	5	Adomako,Dorothy (Georgetown) at Seton Hall (01/27/19)
	5	Schickel,Tori (Butler) at St. John's (2/1/19)
	5	Faber,Audrey (Creighton) vs St. John's (02/08/19)
Turnovers	10	Schickel,Tori (Butler) at Providence (1/18/19)
	9	Elmore,Desiree (Seton Hall) at Georgetown (02/22/19)

# 2018-19 Review

## TEAM STATS - CONFERENCE GAMES ONLY

### SCORING OFFENSE

Team	G	W-L	Pts	Avg/G
1. Marquette	18	15-3	1494	83.0
2. DePaul	18	14-4	1400	77.8
3. Seton Hall	18	7-11	1285	71.4
4. St. John's	18	7-11	1180	65.6
5. Villanova	18	9-9	1164	64.7
6. Butler	18	11-7	1146	63.7
7. Creighton	18	8-10	1131	62.8
8. Providence	18	8-10	1128	62.7
9. Georgetown	18	9-9	1093	60.7
10. Xavier	18	2-16	1022	56.8

### SCORING DEFENSE

Team	G	Pts	Avg/G
1. Butler	18	1106	61.4
2. Marquette	18	1108	61.6
3. Georgetown	18	1140	63.3
4. Villanova	18	1184	65.8
5. Creighton	18	1190	66.1
6. St. John's	18	1192	66.2
7. Providence	18	1232	68.4
8. Xavier	18	1264	70.2
9. DePaul	18	1282	71.2
10. Seton Hall	18	1345	74.7

### SCORING MARGIN

Team	G	OFF	DEF	Margin
1. Marquette	18	83.0	61.6	+21.4
2. DePaul	18	77.8	71.2	+6.6
3. Butler	18	63.7	61.4	+2.2
4. St. John's	18	65.6	66.2	-0.7
5. Villanova	18	64.7	65.8	-1.1
6. Georgetown	18	60.7	63.3	-2.6
7. Creighton	18	62.8	66.1	-3.3
8. Seton Hall	18	71.4	74.7	-3.3
9. Providence	18	62.7	68.4	-5.8
10. Xavier	18	62.8	70.2	-13.4

### FREE THROW PCT

Team	G	FTM	FTA	Pct
1. DePaul	18	248	320	.775
2. Creighton	18	190	250	.760
3. Providence	18	202	268	.754
4. Marquette	18	280	372	.753
5. St. John's	18	180	243	.741
6. Seton Hall	18	222	309	.718
7. Butler	18	211	295	.715
8. Georgetown	18	235	333	.706
9. Xavier	18	149	222	.671
10. Villanova	18	87	152	.572

### FIELD GOAL PERCENTAGES

Team	G	FG	FGA	Pct
1. Marquette	18	536	1145	.468
2. St. John's	18	456	1048	.435
3. Villanova	18	449	1032	.435
4. DePaul	18	487	1170	.416
5. Providence	18	407	989	.412
6. Creighton	18	395	960	.411
7. Seton Hall	18	465	1138	.409
8. Butler	18	419	1034	.405
9. Georgetown	18	381	1034	.368
10. Xavier	18	371	1038	.357

### FIELD GOAL PCT DEFENSE

Team	G	FG	FGA	Pct
1. Marquette	18	425	1116	.381
2. Butler	18	384	1008	.381
3. Georgetown	18	400	1003	.399
4. Providence	18	444	1094	.406
5. Creighton	18	452	1099	.411
6. St. John's	18	411	985	.417
7. Villanova	18	435	1029	.423
8. Xavier	18	466	1095	.426
9. Seton Hall	18	471	1093	.431
10. DePaul	18	478	1066	.448

### 3-POINT FG MADE

Team	G	3FG	Avg/G
1. Villanova	18	179	9.94
2. DePaul	18	178	9.89
3. Creighton	18	151	8.39
4. Marquette	18	142	7.89
5. Seton Hall	18	133	7.39
6. Xavier	18	131	7.28
7. Providence	18	112	6.22
8. Butler	18	97	5.39
9. Georgetown	18	96	5.33
10. St. John's	18	88	4.89

### 3-POINT FG PCT

Team	G	FG	FGA	Pct
1. Marquette	18	142	377	.377
2. Providence	18	112	298	.376
3. Villanova	18	179	511	.350
4. Creighton	18	151	450	.336
5. DePaul	18	178	546	.326
6. Seton Hall	18	133	430	.309
7. St. John's	18	88	290	.303
8. Georgetown	18	96	327	.294
9. Butler	18	97	342	.284
10. Xavier	18	131	466	.281

### 3-POINT FG PCT DEFENSE

Team	G	FG	FGA	Pct
1. Marquette	18	121	427	.283
2. Villanova	18	98	325	.302
3. Providence	18	132	435	.303
4. Butler	18	159	500	.318
5. DePaul	18	117	365	.321
6. Creighton	18	110	341	.323
7. Seton Hall	18	161	497	.324
8. Georgetown	18	140	414	.338
9. Xavier	18	152	425	.358
10. St. John's	18	117	308	.380

### REBOUNDING OFFENSE

Team	G	REB	Avg/G
1. Marquette	18	788	43.8
2. DePaul	18	709	39.4
3. Butler	18	691	38.4
4. Seton Hall	18	676	37.6
5. Georgetown	18	645	35.8
Creighton	18	645	35.8
7. Providence	18	607	33.7
8. Xavier	18	599	33.3
9. St. John's	18	597	33.2
10. Villanova	18	546	30.3

### REBOUNDING DEFENSE

Team	G	REB	Avg/G
1. Marquette	18	549	30.5
2. Butler	18	594	33.0
3. St. John's	18	618	34.3
4. DePaul	18	628	34.9
5. Creighton	18	631	35.1
6. Georgetown	18	672	37.3
7. Villanova	18	675	37.5
8. Seton Hall	18	684	38.0
9. Providence	18	686	38.1
10. Xavier	18	766	42.6

### REBOUNDING MARGIN

Team	G	TEAM Avg	OPP Avg	Margin		
1. Marquette	18	788	43.8	549	30.5	+13.3
2. Butler	18	691	38.4	594	33.0	+5.4
3. DePaul	18	709	39.4	628	34.9	+4.5
4. Creighton	18	645	35.8	631	35.1	+0.8
5. Seton Hall	18	676	37.6	684	38.0	-0.4
6. St. John's	18	597	33.2	618	34.3	-1.2
7. Georgetown	18	645	35.8	672	37.3	-1.5
8. Providence	18	607	33.7	686	38.1	-4.4
9. Villanova	18	546	30.3	675	37.5	-7.2
10. Xavier	18	599	33.3	766	42.6	-9.3

### BLOCKED SHOTS

Team	G	Blocks	Avg/G
1. Georgetown	18	76	4.22
2. St. John's	18	69	3.83
3. Creighton	18	68	3.78
4. Villanova	18	65	3.61
5. Providence	18	62	3.44
6. Marquette	18	57	3.17
7. Butler	18	47	2.61
8. Xavier	18	41	2.28
9. Seton Hall	18	24	1.33
10. DePaul	18	23	1.28

### ASSISTS

Team	G	Assists	Avg/G
1. DePaul	18	323	17.94
2. Marquette	18	310	17.22
3. Seton Hall	18	278	15.44
4. Villanova	18	273	15.17
5. Creighton	18	270	15.00
6. Providence	18	235	13.06
7. St. John's	18	227	12.61
8. Butler	18	224	12.44
9. Xavier	18	187	10.39
10. Georgetown	18	186	10.33

### STEALS

Team	G	Steals	Avg/G
1. Butler	18	173	9.61
2. Marquette	18	165	9.17
3. Georgetown	18	144	8.00
4. Seton Hall	18	140	7.78
5. Providence	18	138	7.67
6. DePaul	18	131	7.28
7. Xavier	18	121	6.72
8. St. John's	18	109	6.06
9. Villanova	18	91	5.06
10. Creighton	18	71	3.94

### TURNOVER MARGIN

Team	G	Asst	Avg	Turn	Avg	Ratio
1. Georgetown	18	224	12.4	265	14.7	+2.28
2. Marquette	18	241	13.4	276	15.3	+1.94
3. DePaul	18	258	14.3	286	15.9	+1.56
4. St. John's	18	229	12.7	250	13.9	+1.17
5. Villanova	18	186	10.3	202	11.2	+0.89
6. Butler	18	296	16.4	301	16.7	+0.28
7. Seton Hall	18	273	15.2	268	14.9	-0.28
8. Xavier	18	258	14.3	252	14.0	-0.33
9. Providence	18	324	18.0	281	15.6	-2.39
10. Creighton	18	265	14.7	173	9.6	-5.11

### ASSIST/TURNOVER RATIO

Team	G	Asst	Avg	Turn	Avg	Ratio
1. Villanova	18	273	15.2	186	10.3	1.47
2. Marquette	18	310	17.2	241	13.4	1.29
3. DePaul	18	323	17.9	258	14.3	1.25
4. Creighton	18	270	15.0	265	14.7	1.02
5. Seton Hall	18	278	15.4	273	15.2	1.02
6. St. John's	18	227	12.6	229	12.7	0.99
7. Georgetown	18	186	10.3	224	12.4	0.83
8. Butler	18	224	12.4	296	16.4	0.76
9. Providence	18	235	13.1	324	18.0	0.73
10. Xavier	18	187	10.4	258	14.3	0.72

### OFFENSIVE REBOUNDS

Team	G	No.	Avg/G
1. DePaul	18	265	14.72
2. Marquette	18	243	13.50
3. Georgetown	18	213	11.83
4. Butler	18	210	11.67
5. Seton Hall	18	205	11.39
6. St. John's	18	180	10.00
7. Xavier	18	154	8.56
8. Providence	18	147	8.17
9. Creighton	18	138	7.67
10. Villanova	18	115	6.39

### OFFENSIVE REBOUND PERCENTAGE

Team	G	O-Reb	D-Reb	O-Reb %
1. Marquette	18	243	388	0.385
2. DePaul	18	265	445	0.373
3. Butler	18	210	430	0.328
4. Georgetown	18	213	484	0.306
5. St. John's	18	180	430	0.295
6. Seton Hall	18	205	505	0.289
7. Providence	18	147	465	0.240
8. Creighton	18	138	450	0.235
9. Xavier	18	154	545	0.220
10. Villanova	18	115	491	0.190

### DEFENSIVE REBOUNDS

Team	G	No.	Avg/G
1. Marquette	18	545	30.28
2. Creighton	18	507	28.17
3. Butler	18	481	26.72
4. Seton Hall	18	471	26.17
5. Providence	18	460	25.56
6. Xavier	18	445	24.72
7. DePaul	18	444	24.67
8. Georgetown	18	432	24.00
9. Villanova	18	431	23.94
10. St. John's	18	417	23.17

### DEFENSIVE REBOUND PERCENTAGE

Team	G	D-Reb	O-Reb	D-Reb %
1. Marquette	18	545	161	0.772
2. Butler	18	481	164	0.746
3. Creighton	18	507	181	0.737
4. Seton Hall	18	471	179	0.725
5. DePaul	18	444	183	0.708
6. Villanova	18	431	184	0.701
7. Georgetown	18	432	188	0.697



# 2018-19 Review

## OVERALL INDIVIDUAL STATS

### SCORING

Player-Team	Cl	G	FG	3FG	FT	Pts	Avg/G
1. Samuels,Shadeen-SHU	JR	29	201	33	96	531	18.3
2. Hiedeman,Natasha-MU	SR	35	217	93	90	617	17.6
3. White,Dionna-CU	SR	35	208	48	132	596	17.0
4. Adomako,Dorothy-GU	SR	34	208	38	107	561	16.5
5. Faber,Audrey-CU	SR	31	185	65	74	509	16.4
6. Jennings,Whitney-BU	SR	33	168	85	89	510	15.5
7. Gedaka,Mary-VU	JR	32	199	11	53	462	14.4
8. Grays,Marl'e-DPU	SR	34	176	37	101	490	14.4
9. Blockton,Allazia-MU	SR	30	171	47	41	430	14.3
10. Stonewall,Chante-DPU	JR	34	189	43	64	485	14.3

### REBOUNDING

Player-Team	Cl	G	OFF	DEF	TOT	Avg/G
1. Gray,Ariana-XU	SO	30	118	226	344	11.5
2. Davenport,Erika-MU	SR	27	102	152	254	9.4
3. Schickel,Tori-BU	SR	33	122	176	298	9.0
4. Samuels,Shadeen-SHU	JR	29	92	158	250	8.6
5. Adomako,Dorothy-GU	SR	34	57	217	274	8.1
6. Campbell,Kelly-DPU	JR	33	52	203	255	7.7
7. Philoxy,Selena-SHU	SO	31	62	174	236	7.6
8. White,Dionna-CU	SR	35	71	191	262	7.5
9. Baskerville,Mary-PC	FR	35	77	177	254	7.3
10. Gedaka,Mary-VU	JR	32	42	174	216	6.8

### FIELD GOAL PCT (MIN. 3.0 MADE PER GAME)

Player-Team	Cl	G	FG	FGA	Pct
1. Gedaka,Mary-VU	JR	32	199	301	.661
2. Davenport,Erika-MU	SR	27	138	232	.595
3. Baskerville,Mary-PC	FR	35	141	243	.580
4. Samuels,Shadeen-SHU	JR	29	201	369	.545
5. Elmore,Desiree-SHU	SO	29	123	238	.517
6. Brelove,Curteona-SIU	SR	29	129	257	.502
7. Strong,Katherine-BU	JR	20	65	130	.500
8. Schickel,Tori-BU	SR	33	160	330	.485
9. England,Tiana-SIU	SO	31	136	288	.472
10. Faber,Audrey-CU	SR	31	185	395	.468

### ASSISTS

Player-Team	Cl	G	Assists	Avg/G
1. England,Tiana-SIU	SO	31	176	5.68
2. Campbell,Kelly-DPU	JR	33	168	5.09
3. Hiedeman,Natasha-MU	SR	35	158	4.51
4. Weaver,Michelle-BU	SR	33	147	4.45
5. King,Danielle-MU	SR	34	122	3.59
6. Butina,Inja-SHU	SR	28	100	3.57
7. Dunham,Aaliyah-XU	SO	30	105	3.50
8. Hilaire,Kaela-SHU	JR	28	97	3.46
9. White,Dionna-CU	SR	35	119	3.40
10. Hahn,Adrianna-VU	SR	32	107	3.34

### ASSIST/TURNOVER RATIO (MIN. 3.0 ASSISTS/ GAME)

Player-Team	Cl	G	Asst	Avg	Turn	Avg	Ratio
1. Campbell,Kelly-DPU	JR	33	168	5.1	47	1.4	3.57
2. Weaver,Michelle-BU	SR	33	147	4.5	70	2.1	2.10
3. Hahn,Adrianna-VU	SR	32	107	3.3	51	1.6	2.10
4. Hiedeman,Natasha-MU	SR	35	158	4.5	76	2.2	2.08
5. Dunham,Aaliyah-XU	SO	30	105	3.5	53	1.8	1.98
6. Wilborn,Amani-MU	SR	35	117	3.3	60	1.7	1.95
7. King,Danielle-MU	SR	34	122	3.6	66	1.9	1.85
8. Hilaire,Kaela-SHU	JR	28	97	3.5	53	1.9	1.83
9. Agnew,Jaylyn-CU	JR	27	86	3.2	51	1.9	1.69
10. England,Tiana-SIU	SO	31	176	5.7	106	3.4	1.66

### FREE THROW PCT (MIN. 2.0 MADE PER GAME)

Player-Team	Cl	G	FTM	FTA	Pct
1. Nogi,Jovana-PC	SR	35	85	96	.885
2. Carda,Temi-CU	SO	31	68	77	.883
3. Jennings,Whitney-BU	SR	33	89	102	.873
4. Butina,Inja-SHU	SR	28	73	84	.869
5. King,Danielle-MU	SR	34	98	119	.824
6. Spolyar,Kristen-BU	JR	33	97	120	.808
7. Venson,Mikayla-CU	SR	31	62	78	.795
8. Hoppie,Qadashah-SIU	SO	31	83	105	.790
9. Faber,Audrey-CU	SR	31	74	95	.779
10. Grays,Marl'e-DPU	SR	34	101	130	.777

### STEALS

Player-Team	Cl	G	Steals	Avg/G
1. Weaver,Michelle-BU	SR	33	107	3.24
2. White,Dionna-CU	SR	35	101	2.89
3. Jimenez,Nicole-SHU	SR	31	71	2.29
4. Campbell,Kelly-DPU	JR	33	68	2.06
5. Hiedeman,Natasha-MU	SR	35	71	2.03
6. Lott,Selena-MU	SO	35	69	1.97
7. Gray,Ariana-XU	SO	30	58	1.93
8. Stonewall,Chante-DPU	JR	34	59	1.74
9. Jennings,Whitney-BU	SR	33	57	1.73
10. England,Tiana-SIU	SO	31	48	1.55

### 3-POINT FG PCT (MIN. 1.0 MADE PER GAME)

Player-Team	Cl	G	3FG	FGA	Pct
1. Lott,Selena-MU	SO	35	39	89	.438
2. Hahn,Adrianna-VU	SR	32	86	211	.408
3. Jekot,Kelly-VU	JR	30	69	171	.404
4. Nogi,Jovana-PC	SR	35	93	236	.394
5. Hiedeman,Natasha-MU	SR	35	93	238	.391
6. Held,Levi-DPU	FR	32	41	105	.390
7. Blockton,Allazia-MU	SR	30	47	121	.388
Webb,Kaela-PC	FR	35	47	121	.388
9. Spingola,Isabelle-MU	JR	35	48	124	.387
10. Wasylson,Lauren-XU	FR	30	57	149	.383

### 3-POINT FG MADE

Player-Team	Cl	G	3FG	Avg/G
1. Jimenez,Nicole-SHU	SR	31	93	3.00
2. Tucker,Jannah-VU	SR	31	84	2.71
3. Hahn,Adrianna-VU	SR	32	86	2.69
4. Nogi,Jovana-PC	SR	35	93	2.66
Hiedeman,Natasha-MU	SR	35	93	2.66
6. Millender,Ashton-DPU	SR	34	89	2.62
7. Jennings,Whitney-BU	SR	33	85	2.58
8. Jekot,Kelly-VU	JR	30	69	2.30
9. Faber,Audrey-CU	SR	31	65	2.10
10. Agnew,Jaylyn-CU	JR	27	53	1.96

### BLOCKED SHOTS

Player-Team	Cl	G	Blocks	Avg/G
1. Faber,Audrey-CU	SR	31	55	1.77
2. Adomako,Dorothy-GU	SR	34	53	1.56
3. Kelava,Arita-GU	JR	35	54	1.54
4. Baskerville,Mary-PC	FR	35	53	1.51
5. Schickel,Tori-BU	SR	33	48	1.45
6. Herlthy,Bridget-VU	JR	32	40	1.25
7. Agnew,Jaylyn-CU	JR	27	30	1.11
8. Charles,Kayla-SIU	SO	30	29	0.97
9. Samuels,Shadeen-SHU	JR	29	22	0.76
10. Gedaka,Mary-VU	JR	32	22	0.69

### MINUTES PLAYED

Player-Team	Cl	G	Minutes	Avg/G
1. England,Tiana-SIU	SO	31	1145	36.94
2. Faber,Audrey-CU	SR	31	1133	36.55
3. Jennings,Whitney-BU	SR	33	1188	36.00
4. White,Dionna-CU	SR	35	1247	35.63
5. Wellere,Akina-SIU	SR	31	1083	34.94
6. Adomako,Dorothy-GU	SR	34	1177	34.62
7. Jekot,Kelly-VU	JR	30	1037	34.57
8. Schickel,Tori-BU	SR	33	1126	34.12
9. Jimenez,Nicole-SHU	SR	31	1056	34.06
10. Gedaka,Mary-VU	JR	32	1090	34.06

### OFFENSIVE REBOUNDS

Player-Team	Cl	G	No.	Avg/G
1. Gray,Ariana-XU	SO	30	118	3.93
2. Davenport,Erika-MU	SR	27	102	3.78
3. Schickel,Tori-BU	SR	33	122	3.70
4. Samuels,Shadeen-SHU	JR	29	92	3.17
5. Stonewall,Chante-DPU	JR	34	101	2.97
6. Kelava,Arita-GU	JR	35	80	2.29
7. Brelove,Curteona-SIU	SR	29	65	2.24
8. Grays,Marl'e-DPU	SR	34	75	2.21
9. Baskerville,Mary-PC	FR	35	77	2.20
10. Charles,Kayla-SIU	SO	30	65	2.17

### DEFENSIVE REBOUNDS

Player-Team	Cl	G	No.	Avg/G
1. Gray,Ariana-XU	SO	30	226	7.53
2. Adomako,Dorothy-GU	SR	34	217	6.38
3. Campbell,Kelly-DPU	JR	33	203	6.15
4. Agnew,Jaylyn-CU	JR	27	154	5.70
5. Davenport,Erika-MU	SR	27	152	5.63
6. Philoxy,Selena-SHU	SO	31	174	5.61
7. White,Dionna-CU	SR	35	191	5.46
8. Samuels,Shadeen-SHU	JR	29	158	5.45
9. Gedaka,Mary-VU	JR	32	174	5.44
10. Schickel,Tori-BU	SR	33	176	5.33

### INDIVIDUAL PLAYER GAME HIGHS

Points	38	White,Dionna (Georgetown) at Harvard (3/24/19)
Field goals made	34	Hiedeman,Natasha (Marquette) at Seton Hall (02/17/19)
	14	Hiedeman,Natasha (Marquette) at Seton Hall (02/17/19)
	13	King,Danielle (Marquette) at Mississippi State (12/06/18)
Field goal attempts	25	Hiedeman,Natasha (Marquette) vs DePaul (01/04/19)
	25	Jennings,Whitney (Butler) at Providence (1/18/19)
	25	Jennings,Whitney (Butler) at Cincinnati (03/28/19)
Field goal %	1.000 (8-8)	King,Danielle (Marquette) at Villanova (01/11/19)
	.923 (12-13)	Grays,Marl'e (DePaul) vs Villanova (02/08/19)
3-Pt FG made	9	Jimenez,Nicole (Seton Hall) vs Saint Peter's (12/02/18)
	8	Spingola,Isabelle (Marquette) vs Binghamton (12/17/18)
3-Pt FG attempts	14	Jimenez,Nicole (Seton Hall) vs St. Francis NY (11/25/18)
	14	Faber,Audrey (Creighton) vs Omaha (12/05/18)
	14	Jimenez,Nicole (Seton Hall) at Connecticut (12/08/18)
	14	Jennings,Whitney (Butler) at Georgetown (12/31/18)
	14	Jennings,Whitney (Butler) at Providence (1/18/19)
	14	Esposito,Emily (Villanova) vs Old Dominion (03/22/19)
3-Pt percentage	.857 (6-7)	Kissingner,Brooke (Creighton) at DePaul (12/29/18)
	.857 (6-7)	Stonewall,Chante (DePaul) at Butler (01/25/19)
Free throws made	17	Hoppie,Qadashah (St. John's) vs Mississippi (11/25/18)
	15	White,Dionna (Georgetown) at Harvard (3/24/19)
Free throw attempts	17	Hoppie,Qadashah (St. John's) vs Mississippi (11/25/18)
	16	White,Dionna (Georgetown) at Harvard (3/24/19)
Free throw %	1.000 (17-17)	Hoppie,Qadashah (St. John's) vs Mississippi (11/25/18)
	1.000 (13-13)	King,Danielle (Marquette) vs St. John's (01/20/19)
	1.000 (12-12)	Nogi,Jovana (Providence) vs Butler (1/18/19)
	1.000 (11-11)	Nogi,Jovana (Providence) vs Villanova (1/6/19)
	1.000 (10-10)	Jolin,Maddie (Providence) vs Seton Hall (2/8/19)
	1.000 (9-9)	Wasylson,Lauren (Xavier) vs Creighton (02/17/19)
	1.000 (9-9)	White,Dionna (Georgetown) vs Seton Hall (02/22/19)
	1.000 (8-8)	King,Danielle (Marquette) at Milwaukee (11/28/18)
	1.000 (8-8)	Nogi,Jovana (Providence) vs Bryant (12/02/18)
	1.000 (8-8)	Schickel,Tori (Butler) at Providence (1/18/19)
	1.000 (8-8)	Inja Butina (Seton Hall) at DePaul (01/20/19)
	1.000 (8-8)	Olivia Elger (Creighton) at Georgetown (02/01/19)
	1.000 (8-8)	Hilaire,Kaela (Seton Hall) vs Butler (02/03/19)
	1.000 (8-8)	Schickel,Tori (Butler) vs Northeastern (03/21/19)
Rebounds	23	Webb,Kaela (Providence) vs Penn (3/24/19)
	23	Davenport,Erika (Marquette) vs Georgetown (02/08/19)
Assists	22	Gray,Ariana (Xavier) vs Seton Hall (01/06/19)
	13	England,Tiana (St. John's) vs Butler (2/1/19)
	12	King,Danielle (Marquette) at Seton Hall (02/17/19)
	12	Campbell,Kelly (DePaul) vs Providence (03/10/19)
Steals	9	Jimenez,Nicole (Seton Hall) vs Saint Peter's (12/02/18)
	8	Jimenez,Nicole (Seton Hall) vs UMass Lowell (11/27/18)
Blocked shots	7	Schickel,Tori (Butler) vs Indiana State (12/17/18)
	7	Adomako,Dorothy (Georgetown) vs Butler (12/31/18)
Turnovers	10	Schickel,Tori (Butler) at Providence (1/18/19)
	9	Elmore,Desiree (Seton Hall) at Georgetown (02/22/19)

# 2018-19 Review

## OVERALL TEAM STATS

### SCORING OFFENSE

Team	G	W-L	Pts	Avg/G
1. Marquette	35	27-8	2870	82.0
2. DePaul	34	26-8	2758	81.1
3. Seton Hall	31	15-16	2299	74.2
4. Butler	33	23-10	2202	66.7
5. Creighton	31	15-16	2016	65.0
6. St. John's	31	15-16	2005	64.7
7. Villanova	32	19-13	2069	64.7
8. Providence	35	19-16	2195	62.7
9. Xavier	30	11-19	1856	61.9
10. Georgetown	35	19-16	2164	61.8

### SCORING DEFENSE

Team	G	Pts	Avg/G
1. Butler	33	1932	58.5
2. Georgetown	35	2104	60.1
3. Marquette	35	2166	61.9
4. Villanova	32	1994	62.3
5. St. John's	31	1939	62.5
6. Providence	35	2198	62.8
7. Xavier	30	1985	66.2
8. Creighton	31	2062	66.5
9. Seton Hall	31	2237	72.2
10. DePaul	34	2480	72.9

### SCORING MARGIN

Team	G	OFF	DEF	Margin
1. Marquette	35	82.0	61.9	+20.1
2. Butler	33	66.7	58.5	+8.2
3. DePaul	34	81.1	72.9	+8.2
4. Villanova	32	64.7	62.3	+2.3
5. St. John's	31	64.7	62.5	+2.1
6. Seton Hall	31	74.2	72.2	+2.0
7. Georgetown	35	61.8	60.1	+1.7
8. Providence	35	62.7	62.8	-0.1
9. Creighton	31	65.0	66.5	-1.5
10. Xavier	30	61.9	66.2	-4.3

### FREE THROW PCT

Team	G	FTM	FTA	Pct
1. DePaul	34	441	569	.775
2. Creighton	31	302	393	.768
3. St. John's	31	321	434	.740
4. Providence	35	379	514	.737
5. Marquette	35	475	648	.733
6. Butler	33	392	552	.710
7. Georgetown	35	404	570	.709
8. Seton Hall	31	353	517	.683
9. Xavier	30	280	434	.645
10. Villanova	32	169	277	.610

### FIELD GOAL PERCENTAGES

Team	G	FG	FGA	Pct
1. Marquette	35	1052	2275	.462
2. Villanova	32	787	1821	.432
3. Seton Hall	31	846	1994	.424
4. Creighton	31	714	1684	.424
5. Butler	33	809	1916	.422
6. DePaul	34	972	2304	.422
7. St. John's	31	763	1809	.422
8. Providence	35	799	1922	.416
9. Xavier	30	668	1737	.385
10. Georgetown	35	777	2081	.373

### FIELD GOAL PCT DEFENSE

Team	G	FG	FGA	Pct
1. Butler	33	667	1804	.370
2. Georgetown	35	737	1981	.372
3. Providence	35	785	2063	.381
4. Marquette	35	826	2154	.383
5. Villanova	32	741	1864	.398
6. Xavier	30	726	1779	.408
7. St. John's	31	693	1687	.411
8. Creighton	31	771	1869	.413
9. Seton Hall	31	800	1886	.424
10. DePaul	34	936	2041	.459

### 3-POINT FG MADE

Team	G	3FG	Avg/G
1. DePaul	34	373	10.97
2. Villanova	32	326	10.19
3. Creighton	31	286	9.23
4. Marquette	35	291	8.31
5. Seton Hall	31	254	8.19
6. Xavier	30	240	8.00
7. Providence	35	218	6.23
8. Georgetown	35	206	5.89
9. Butler	33	192	5.82
10. St. John's	31	158	5.10

### 3-POINT FG PCT

Team	G	FG	FGA	Pct
1. Marquette	35	291	784	.371
2. Providence	35	218	594	.367
3. Creighton	31	286	806	.355
4. Villanova	32	326	935	.349
5. DePaul	34	373	1121	.333
6. Seton Hall	31	254	772	.329
7. St. John's	31	158	515	.307
8. Georgetown	35	206	672	.307
9. Xavier	30	240	783	.307
10. Butler	33	192	645	.298

### 3-POINT FG PCT DEFENSE

Team	G	FG	FGA	Pct
1. Marquette	35	226	778	.290
2. Providence	35	220	756	.291
3. Villanova	32	159	540	.294
4. Creighton	31	185	593	.312
5. Butler	33	267	853	.313
6. Seton Hall	31	243	753	.323
7. Xavier	30	198	613	.323
8. Georgetown	35	258	782	.330
9. DePaul	34	219	651	.336
10. St. John's	31	184	505	.364

### REBOUNDING OFFENSE

Team	G	REB	Avg/G
1. Marquette	35	1462	41.8
2. DePaul	34	1311	38.6
3. Butler	33	1269	38.5
4. Georgetown	35	1327	37.9
5. Seton Hall	31	1150	37.1
6. Providence	35	1213	34.7
7. Creighton	31	1068	34.5
8. St. John's	31	1065	34.4
9. Xavier	30	1020	34.0
10. Villanova	32	1036	32.4

### REBOUNDING DEFENSE

Team	G	REB	Avg/G
1. Butler	33	1050	31.8
2. Marquette	35	1166	33.3
3. St. John's	31	1064	34.3
4. Creighton	31	1097	35.4
5. DePaul	34	1225	36.0
6. Villanova	32	1196	37.4
7. Providence	35	1323	37.8
8. Georgetown	35	1334	38.1
9. Seton Hall	31	1202	38.8
10. Xavier	30	1225	40.8

### REBOUNDING MARGIN

Team	G	TEAM Avg	OPP Avg	Margin	
1. Marquette	35	1462	1166	33.3	+8.5
2. Butler	33	1269	1050	31.8	+6.6
3. DePaul	34	1311	1225	36.0	+2.5
4. St. John's	31	1065	1064	34.3	+0.0
5. Georgetown	35	1327	1334	38.1	-0.2
6. Creighton	31	1068	1097	35.4	-0.9
7. Seton Hall	31	1150	1202	38.8	-1.7
8. Providence	35	1213	1323	37.8	-3.1
9. Villanova	32	1036	1196	37.4	-5.0
10. Xavier	30	1020	1225	40.8	-6.8

### BLOCKED SHOTS

Team	G	Blocks	Avg/G
1. Georgetown	35	161	4.60
2. Creighton	31	125	4.03
3. Villanova	32	126	3.94
4. Providence	35	125	3.57
5. St. John's	31	104	3.35
6. Butler	33	108	3.27
7. Marquette	35	103	2.94
8. Xavier	30	82	2.73
9. Seton Hall	31	68	2.19
10. DePaul	34	51	1.50

### ASSISTS

Team	G	Assists	Avg/G
1. DePaul	34	646	19.00
2. Marquette	35	614	17.54
3. Seton Hall	31	523	16.87
4. Creighton	31	486	15.68
5. Villanova	32	490	15.31
6. Butler	33	466	14.12
7. Providence	35	467	13.34
8. St. John's	31	389	12.55
9. Xavier	30	370	12.33
10. Georgetown	35	377	10.77

### ASSIST/TURNOVER RATIO

Team	G	Asst	Avg	Turn	Avg	Ratio
1. Villanova	32	490	15.3	359	11.2	1.36
2. Marquette	35	614	17.5	452	12.9	1.36
3. DePaul	34	646	19.0	484	14.2	1.33
4. Creighton	31	486	15.7	439	14.2	1.11
5. Seton Hall	31	523	16.9	485	15.6	1.08
6. St. John's	31	389	12.5	393	12.7	0.99
7. Georgetown	35	377	10.8	421	12.0	0.90
8. Xavier	30	370	12.3	430	14.3	0.86
9. Butler	33	466	14.1	556	16.8	0.84
10. Providence	35	467	13.3	588	16.8	0.79

### TURNOVER RATIO

Team	G	Asst	Turn	Avg	Ratio	
1. Marquette	35	452	12.9	580	16.6	+3.66
2. DePaul	34	484	14.2	599	17.6	+3.38
3. Georgetown	35	421	12.0	509	14.5	+2.51
4. St. John's	31	393	12.7	462	14.9	+2.23
5. Seton Hall	31	485	15.6	548	17.7	+2.03
6. Butler	33	556	16.8	605	18.3	+1.48
7. Xavier	30	430	14.3	465	15.5	+1.17
8. Villanova	32	359	11.2	358	11.2	-0.03
9. Providence	35	588	16.8	567	16.2	-0.60
10. Creighton	31	439	14.2	316	10.2	-3.97

### STEALS

Team	G	Steals	Avg/G
1. Butler	33	356	10.79
2. Seton Hall	31	291	9.39
3. Marquette	35	327	9.34
4. DePaul	34	291	8.56
5. Providence	35	271	7.74
6. Xavier	30	232	7.73
7. Georgetown	35	262	7.49
8. St. John's	31	199	6.42
9. Villanova	32	163	5.09
10. Creighton	31	130	4.19

### OFFENSIVE REBOUNDS

Team	G	No.	Avg/G
1. DePaul	34	486	14.29
2. Marquette	35	459	13.11
3. Butler	33	404	12.24
4. Seton Hall	31	372	12.00
5. Georgetown	35	419	11.97
6. St. John's	31	339	10.94
7. Xavier	30	273	9.10
8. Providence	35	298	8.51
9. Creighton	31	240	7.74
10. Villanova	32	232	7.25

### OFFENSIVE REBOUND PERCENTAGE

Team	G	O-Reb	D-Reb	O-Reb %
1. Marquette	35	459	805	0.363
2. DePaul	34	486	885	0.354
3. Butler	33	404	742	0.353
4. St. John's	31	339	738	0.315
5. Seton Hall	31	372	845	0.306
6. Georgetown	35	419	960	0.304
7. Providence	35	298	884	0.252
8. Xavier	30	273	859	0.241
9. Creighton	31	240	764	0.239
10. Villanova	32	232	841	0.216

### DEFENSIVE REBOUNDS

Team	G	No.	Avg/G
1. Marquette	35	1003	28.66
2. Creighton	31	828	26.71
3. Butler	33	865	26.21
4. Providence	35	915	26.14
5. Georgetown	35	908	25.94
6. Villanova	32	804	25.13
7. Seton Hall	31	778	25.10
8. Xavier	30	747	24.90
9. DePaul	34	825	24.26
10. St. John's	31	726	23.42

### DEFENSIVE REBOUND PERCENTAGE

Team	G	D-Reb	O-Reb	D-Reb %
1. Butler	33	865	308	0.737
2. Marquette	35	1003	367	0.735
3. Creighton	31	828	333	0.713
4. Georgetown	35	908	374	0.708
5. DePaul	34	825	340	0.708
6. Villanova	32	804	355	0.694
7. St. John's	31	726	326	0.690
8. Seton Hall	31			



# 2018-19 Review

## SUPERLATIVES




Xavier's A'riana Gray had more double-digit rebounding performances than anyone in the BIG EAST (21) last season and also tied for the league lead with 15 double-doubles.




Natisha Hiedeman led the BIG EAST with 15 20-point games in 2018-19, including two 30-point showings.




Shadeen Samuels became the second Seton Hall player in the last four years to win the BIG EAST scoring title, averaging 20.2 points per game.



Tiana England of St. John's had three double-digit assist games in 2018-19, including a league-best 13 dimes against Butler in February.



Jovana Nagic of Providence made 52 of 55 free-throws during BIG EAST play to post a .945 percentage.



Dionna White had a career-high 38 points, the most by any BIG EAST player in 2018-19, in the Hoyas' WNIT win at Harvard.



# History



***BIG EAST***<sup>TM</sup>

***CONFERENCE***





# Regular-Season Records

## POINTS

### INDIVIDUAL:

Game: 43, Angel McCoughtry, (UofL) vs. Providence, 1-31-09  
 Rookie Game: 37, Kerri Chatten (PC) vs Seton Hall, 1-7-95  
 Season: 478, Sarah Behn (BC), 1991-92  
 Rookie Season: 337, Allazia Blockton (MU), 2015-16

### TEAM:

Game: 128, Providence vs. Georgetown (114), 2-4-91  
 Game (two teams): 242, Providence def. Georgetown (128 114), 2-4-91  
 Season: 1640, Connecticut, 1998-99

## SCORING AVERAGE

### INDIVIDUAL:

Season: 26.6 ppg, Sarah Behn (BC), 1991-92 (478 pts. over 18 games)  
 26.6 ppg, Angel McCoughtry (UofL), 2008-09 (426 pts. over 16 games)  
 Rookie Season: 19.6 ppg, Maya Moore (UConn), 2007-08

### TEAM:

Season: 95.4 ppg, Providence, 1990-91

## REBOUNDS

### INDIVIDUAL:

Game: 25, Peggy Walsh (UConn) vs Pittsburgh, 2-19-86  
 Rookie Game: 20, Shelly Pennefather (VU), 1-28-84  
 20, Kerri Chatten (PC) vs St. John's, 2-15-95  
 20, Natalie Butler (GU) at Xavier, 1-8-14  
 20, Natalie Butler (GU) vs. Providence, 3-1-14

Season: 248, Natalie Butler (GU), 2013-14  
 Rookie Season: 248, Natalie Butler (GU), 2013-14

### TEAM:

Game: 70, Connecticut vs. Providence, 1-11-95  
 Season: 942, Providence, 1994-95


## REBOUND AVERAGE

### INDIVIDUAL:

Season: 13.8 rpg, Natalie Butler (GU), 2013-14  
 Rookie Season: 13.8 rpg, Natalie Butler (GU), 2013-14

### TEAM:

Season: 52.3 rpg, Connecticut, 1994-95



**Kathy Finn of Providence made 19 field goals vs. Syracuse and was the BIG EAST Player of the Year in 1984.**

## FG MADE

### INDIVIDUAL:

Game: 19 (of 31), Kathy Finn (PC) vs. Syracuse, 2-11-84  
 Rookie Game: 14 (of 19), Tina Charles (UConn) vs. USF, 2-20-07  
 Season: 170, Shelly Pennefather (VU), 1986-87  
 Rookie Season: 123, Maya Moore (UConn), 2007-08

### TEAM:

Game: 48, Notre Dame vs. Pittsburgh, 1-17-12  
 Season: 601, Connecticut, 1994-95

## FG ATTEMPTED

### INDIVIDUAL:

Game: 37 (13 made), Andrea Smith (USF) vs. Notre Dame, 1-8-13  
 Rookie Game: 26 (10 made), Maria Tchobanova (WVU) vs. Georgetown, 1-2-96  
 Season: 349, Kerry Curran (BC), 1993-94  
 Rookie Season: 272, Allazia Blockton (MU), 2015-16

### TEAM:

Game: 100, Providence vs. Seton Hall, 1-4-88  
 Season: 1,373, DePaul, 2014-15

## FG PERCENTAGE

### INDIVIDUAL:

Game: (minimum 8 attempts)  
 1.000 (12-12), Jazz Covington (UofL) vs. Georgetown, 1-18-06  
 1.000 (10-10), Nykesha Sales (UConn) vs. Notre Dame, 12-6-97  
 1.000 (10-10), Nykesha Sales (UConn) vs. St. John's, 2-7-96  
 1.000 (9-9), Olayinka Sanni (WVU) vs. DePaul, 1-9-07  
 1.000 (8-8), Shea Ralph (UConn) vs. West Virginia, 1-2-99

### Rookie Game:

(minimum 7 attempts)  
 1.000 (7-7), Teresa Borton (ND) vs. Seton Hall, 1-9-02  
 1.000 (7-7), Monique Lee (SHU) vs. Providence, 2-24-98  
 1.000 (7 7), Peggi Jewell (GU) vs. St. John's, 2 9 89  
 1.000 (7-7), Jennifer Clemente (RU) vs. St. John's, 1-30-96

### Season:

.718 (125-174), Ruth Riley (ND), 1998-99

### Rookie Season:

.647 (99-153), Tamika Williams (UConn), 1998-99

### TEAM:

Game: .762 (32 42), Boston College vs. Syracuse, 1 9 89  
 Season: .560, Villanova, 1986 87

## 3-PT FG MADE

### INDIVIDUAL:

Game: 10 (of 14) Maya Moore (UConn) vs. Syracuse, 1-17-09  
 10 (of 13) Chanise Jenkins (DePaul) at Georgetown, 2-7-16  
 Rookie Game: 8 (of 16) Jennifer Davis (PC) vs. Boston College, 2 13 94  
 Season: 66, Sheila McMillen (ND), 1998-99  
 Rookie Season: 58, Jennifer Davis (PC), 1993 94

### TEAM:

Game: 18 (of 31), Louisville vs. Syracuse, 2-11-12  
 18 (of 25), Villanova vs. West Virginia, 1-3-01  
 18 (of 39), Connecticut vs. Syracuse, 1-17-09

### Season:

199, DePaul, 2014-15

## 3-PT FG ATTEMPTED

### INDIVIDUAL:

Game: 18 (6 made), Shoni Schimmel (UofL) vs. Marquette, 1-26-11  
 18 (5 made), Erin Maloy, (Pitt) vs. Miami, 1 11 92  
 Rookie Game: 18 (6 made), Shoni Schimmel (UofL) vs. Marquette, 1-26-11  
 Season: 162 (58 made), Jennifer Davis (PC), 1993 94  
 Rookie Season: 162 (58 made), Jennifer Davis (PC), 1993 94

### TEAM:

Game: 45 (11 made), Villanova at Georgetown, 1-29-14  
 Season: 549 (202 made), DePaul, 2017-18

# Regular-Season Records

## 3-PT FG PERCENTAGE

### INDIVIDUAL:

Game: (minimum 5 attempts)  
 1.000 (7-7), Terry Green (SHU) vs. DePaul, 1-28-12  
 1.000 (7-7), Alicia Ratay (ND) vs. Rutgers, 2-19-00  
 1.000 (6-6), Kate Bulger (WVU) vs. St. John's, 1-6-01  
 1.000 (6-6), Catherine Bove (PC) at Cincinnati, 2-3-09  
 1.000 (5 5), Wendy Davis (UConn) vs. Providence, 1 21 90  
 1.000 (5-5), Krystal Ellis (MU) vs. West Virginia, 1-21-06  
 1.000 (5 5), Tahnee Heins (SHU) vs. Miami, 2 21 95  
 1.000 (5-5), Sheila McMillen (ND) vs. Connecticut, 12-8-98  
 1.000 (5-5), Keirsten Walters (UConn) vs. Pittsburgh, 1-31-99  
 1.000 (5-5), Clare Droesch (BC) vs. West Virginia, 1-30-02  
 1.000 (5-5), Brittany Hrynko (DP) at Villanova, 2-25-14  
 1.000 (5-5), Aleesha Powell (SHU) at DePaul, 1-29-16  
 Rookie Game: (minimum 5 attempts)  
 1.000 (7-7), Alicia Ratay (ND) vs. Rutgers, 2-19-00  
 1.000 (6-6), Kate Bulger (WVU) vs. St. John's, 1-6-01  
 1.000 (5-5), Krystal Ellis (MU) vs. West Virginia, 1-21-06  
 1.000 (5-5), Keirsten Walters (UConn) vs. Pittsburgh, 1-31-99  
 1.000 (5-5), Clare Droesch (BC) vs. West Virginia, 1-30-02  
 Season: .517 (15-29), Shea Ralph (UConn), 1998-99  
 .512 (41-80), Cal Bouchard (BC), 1997-98  
 Rookie Season: .493 (37-75), Alicia Ratay (ND), 1999-00

### TEAM:

Game: (minimum 6 attempts)  
 1.000 (6-6), Syracuse vs. Villanova, 1-10-99  
 Season: .449 (44 98), Seton Hall, 1993 94

## FT MADE

### INDIVIDUAL:

Game: 19 (of 21), Mandy Saunders (PC) vs. Pittsburgh, 2 26 94  
 19 (of 21), Sarah Behn (BC) vs. Syracuse, 1 11 92  
 19 (of 21), Kerry Bascom (UConn) vs. St. John's, 2 9 91  
 Rookie Game: 19 (of 21), Mandy Saunders (PC) vs. Pittsburgh, 2 26 94  
 Season: 141, Sarah Behn (BC), 1992 93  
 Rookie Season: 100, Mandy Saunders (PC), 1993-94  
**TEAM:**  
 Game: 45, Providence vs. Pittsburgh, 2-8-89  
 Season: 371, Providence, 1991-92

## FT ATTEMPTED

### INDIVIDUAL:

Game: 23, Ruth Riley (ND) vs. Miami, 2-22-00  
 Rookie Game: 21, Mandy Saunders (PC) vs. Pittsburgh, 2-26-94  
 Season: 168, Sarah Behn (BC), 1992-93  
 Rookie Season: 156, Holly Porter (BC), 1993-94  
**TEAM:**  
 Game: 52, Providence vs. Pittsburgh, 2-8-89  
 Season: 514, Connecticut, 1998-99

## FT PERCENTAGE

### INDIVIDUAL:

Game: (minimum of 16 attempts)  
 1.000 (17 17), Sarah Behn (BC) vs. Georgetown, 1 13 93  
 1.000 (17 17), Arlesia Morse (MU) vs. Georgetown, 2-1-15  
 1.000 (16 16), Kerry Bascom (UConn) vs. St. John's, 1 27 90  
 1.000 (16-16), Katie Smrcka-Duffy (GU) vs. Seton Hall, 2-9-00  
 Rookie Game: (minimum of 10 attempts)  
 1.000 (13 13), Rebecca Lobo (UConn) vs. St. John's, 1 8 92  
 1.000 (10-10), Asjha Jones (UConn) vs. Syracuse, 2-3-99  
 1.000 (10-10), Nicole Michael (SU) vs. Cincinnati, 2-26-07  
 1.000 (10-10), Nadirah Mckenith (STJ) vs. Marquette, 1-5-10  
 Season: .963 (26-27), Amy Duran (UConn), 1997-98  
 .963 (26-27), Mel Thomas (UConn), 2006-07  
 .952 (20 21), Laurie St. Jean (PC), 1983 84  
 .881 (59 67), Angel Lewis (SU), 1991 92  
 Rookie Season: .881 (59 67), Angel Lewis (SU), 1991 92  
**TEAM:**  
 Game: (minimum of 17 attempts)  
 1.000 (23-23), Syracuse vs. Providence, 1-31-12  
 1.000 (22-22), West Virginia vs. Boston College, 2-27-01

1.000 (20-20), Georgetown vs. Miami, 2-13-99  
 1.000 (18-18), Boston College vs. West Virginia, 1-2-05  
 1.000 (17-17), St. John's vs. Pittsburgh, 2-25-97  
 1.000 (17-17), St. John's vs. Rutgers, 1-30-02  
 1.000 (17-17), Boston College vs. West Virginia, 2-14-04  
 .814 (153-188), Villanova, 2008-09

### Season:

## ASSISTS

### INDIVIDUAL:

Game: 18, Margaret McKeon (STJ) vs. Georgetown, 1 16 91  
 Rookie Game: 14, Mandy Saunders (PC) vs. Syracuse, 1 12 94  
 Season: 147, Shanya Evans (PC), 1990 91  
 Rookie Season: 143, Gina Graziani (Miami), 1996-97  
**TEAM:**  
 Game: 35, Providence vs. Georgetown, 1 22 86  
 35, Providence vs. Seton Hall, 1 29 86  
 Season: 413, Villanova, 1986 87

## ASSIST AVERAGE

### INDIVIDUAL:

Season: 9.7 apg, Shanya Evans (PC), 1989 90  
 Rookie Season: 7.9 apg, Gina Graziani (Miami), 1996-97  
**TEAM:**  
 Season: 25.8, Villanova, 1986 87

## STEALS

### INDIVIDUAL:

Game: 11, Maria Tchobanova (WVU) vs. Pittsburgh, 1-4-96  
 Rookie Game: 11, Maria Tchobanova (WVU) vs. Pittsburgh, 1-4-96  
 Season: 78, Angel McCoughtry (UofL), 2008-09  
 Rookie Season: 60, Raquel Nurse (SU), 1994 95  
**TEAM:**  
 Game: 24, Georgetown vs. Notre Dame, 1-29-00  
 24, Villanova vs. Boston College, 2 18 24  
 24, West Virginia vs. Pittsburgh, 1-4-96  
 Season: 258, Connecticut, 1997-98

## BLOCKED SHOTS

### INDIVIDUAL:

Game: 14, Chris Palombi (SU) vs. Georgetown, 1 13 84  
 Rookie Game: 9, Tina Charles (UConn) vs. Notre Dame, 1-27-07  
 Season: 70, Rebecca Lobo (UConn), 1993 94  
 Rookie Season: 48, Kara Wolters (UConn), 1993 94  
**TEAM:**  
 Game: 17, West Virginia at Cincinnati, 1-8-11  
 17, USF at West Virginia, 2-21-09  
 17, Connecticut vs. Seton Hall, 1 13 95  
 Season: 134, Connecticut, 1993 94

## PERSONAL FOULS

### TEAM:

Game: 34, Boston College vs. Georgetown, 1 13 93  
 34, Boston College vs. Providence, 1 25 95  
 Season: 430, Boston College, 1992 93

## MISCELLANEOUS

### TEAM:

Fewest Points: 24, Providence vs. Connecticut, 2-5-05  
 Fewest Points in a Half: 6, St. John's vs. Boston College, 1-2-01  
 6, Providence vs. Connecticut, 2-5-05  
 Fewest Points in a Quarter: 1, Butler at Xavier, 1-29-16  
 Most Points in a Quarter: 38, Marquette vs. DePaul, 2-19-17  
 Fewest Points Combined: 71 (38-33), St. John's def. Pittsburgh, 1-27-01  
 Victory Margin: 78 (126-48), Connecticut def. Providence, 1-6-98  
 Fewest Turnovers: 2, Villanova at Creighton, 1-10-17  
**Season:**  
 Lowest Scoring Average: 43.6 ppg, Providence, 2004-05  
 44.2 ppg, Providence, 2004-05

\*NCAA women's basketball changed to quarters in 2015-16



# All-Time BIG EAST Standings

## ALL-TIME COMPOSITE REGULAR SEASON STANDINGS (1982-19)

	W	L	Pct.
Connecticut	406	89	.820
Notre Dame	232	64	.784
DePaul	168	68	.712
Rutgers	202	94	.682
Louisville	80	48	.625
Virginia Tech	40	24	.625
Creighton	65	43	.602
Miami	129	95	.576
Villanova	334	270	.553
Marquette	130	106	.551
Boston College	182	170	.517
St. John's	272	332	.450
West Virginia	125	155	.446
USF	57	71	.445
Butler	43	65	.398
Syracuse	197	298	.398
Georgetown	240	364	.397
Seton Hall	231	373	.382
Providence	225	379	.373
Pittsburgh	176	320	.355
Cincinnati	35	93	.273
Xavier	28	80	.259

## REGULAR SEASON CHAMPIONSHIPS

Connecticut	16	(1989, 1990-s, 1991, 1994, 1995, 1999, 2000, 2001-s, 2002, 2003, 2004, 2007, 2008, 2009, 2010, 2011)
DePaul	5	(2014, 2015-s, 2016, 2017-s, 2018-s)
Providence	3	(1983-s, 1986, 1990-s)
Rutgers	3	(1991-s, 2005, 2006)
Villanova	3	(1984-s, 1985-s, 1987)
Marquette	2	(2018-s, 2019)
Miami	2	(1992, 1993-s)
Notre Dame	2	(2001-s, 2012, 2013)
St. John's	2	(1983-s, 1985-s)
Creighton	1	(2017-s)
Seton Hall	1	(2015-s)
Notre Dame	1	(2001-s)
Georgetown	1	(1993-s)
Syracuse	1	(1988)
Pittsburgh	1	(1984-s)
s - shared		
Connecticut	3	(BE 6) (1996, 1997, 1998)
Providence	1	(BE 7) (1996-s)
Miami	1	(BE 7) (1996-s)
Syracuse	1	(BE 7) (1996-s)
Seton Hall	1	(BE 7) (1996-s)
Georgetown	1	(BE 7) (1997)
Rutgers	1	(BE 7) (1998)
s - shared		

## ALL-TIME TEAM RECORDS IN BIG EAST TOURNAMENT GAMES

	W	L	Pct.
Connecticut	67	13	.838
Virginia Tech	4	2	.667
DePaul	23	10	.697
Notre Dame	24	17	.585
Louisville	11	8	.579
Rutgers	23	17	.575
Miami	14	11	.560
Creighton	7	6	.538
Villanova	32	33	.492
St. John's	29	31	.483
West Virginia	15	16	.484
Boston College	20	22	.476
Marquette	14	13	.500
Seton Hall	23	35	.397
Providence	20	31	.392
USF	5	8	.385
Syracuse	16	28	.364
Pittsburgh	15	28	.349
Butler	3	6	.333
Georgetown	17	34	.333
Cincinnati	2	7	.222
Xavier	1	6	.143

## BIG EAST TOURNAMENT CHAMPIONSHIPS

Connecticut	18	(1989, 1991, 1994, 1995, 1996, 1997, 1998, 1999, 2000, 2001, 2002, 2005, 2006, 2008, 2009, 2010, 2011, 2012)
DePaul	4	(2014, 2015, 2018, 2019)
St. John's	4	(1983, 1984, 1988, 2016)
Villanova	3	(1986, 1987, 2003)
Miami	2	(1992, 1993)
Boston College	1	(2004)
Marquette	1	(2017)
Notre Dame	1	(2013)
Providence	1	(1990)
Rutgers	1	(2007)
Syracuse	1	(1985)

## BIG EAST RECORDS:

**Most wins in a season:** 18, Miami (1991-92); Connecticut (1994-95, 1996-97)  
**Most consecutive winning seasons:** 27, UConn (1986-87 through 2012-13); 10, Notre Dame (1995-96 through 2004-05)  
**Undefeated seasons:** Miami, 18-0 (1991-92); Connecticut, 18-0 (1994-95, 1996-97, 1999-00); Connecticut, 16-0 (2001-02, 2002-03, 2006-07, 2008-09, 2009-10, 2010-11); Rutgers, 16-0 (2005-06), Notre Dame (2012-13)  
**Most consecutive regular season wins:** 47, UConn (Jan. 4, 1996 - Feb. 7, 1998)

**Most consecutive tournament games won:** 29, Connecticut (1994-2003 SF)  
**Most consecutive tournament games lost:** 12, Providence (2002 1R - current)  
**Most consecutive championships won:** 9, Connecticut (1994, 1995, 1996, 1997, 1998, 1999, 2000, 2001, 2002)  
**Most championship game appearances:** 23, Connecticut (1989, 1990, 1991, 1992, 1994, 1995, 1996, 1997, 1998, 1999, 2000, 2001, 2002, 2003, 2005, 2006, 2007, 2008, 2009, 2010, 2011, 2012, 2013)  
**Most consecutive championship game appearances:** 10, Connecticut (1994, 1995, 1996, 1997, 1998, 1999, 2000, 2001, 2002, 2003)

# All-Time BIG EAST Standings

## 2018-19 BIG EAST Overall

Marquette	15-3	27-8
DePaul	14-4	26-8
Butler	11-7	23-10
Villanova	9-9	19-13
Georgetown	9-9	19-16
Providence	8-10	19-16
Creighton	8-10	15-16
Seton Hall	7-11	15-16
St. John's	7-11	15-16
Xavier	2-16	11-19

NCAA – DePaul, Marquette  
WNIT – Butler, Georgetown, Providence, Villanova

## 2017-18 BIG EAST Overall

DePaul	15-3	27-8
Marquette	15-3	24-10
Villanova	12-6	23-9
Creighton	11-7	19-13
St. John's	9-9	19-15
Georgetown	9-9	16-16
Seton Hall	7-11	16-16
Butler	6-12	15-17
Xavier	3-15	10-20
Providence	3-15	10-21

NCAA – Creighton, DePaul, Marquette, Villanova  
WNIT – Georgetown, St. John's, Seton Hall

## 2016-17 BIG EAST Overall

DePaul	16-2	27-8
Creighton	16-2	24-8
Marquette	13-5	25-8
St. John's	11-7	22-12
Villanova	11-7	20-15
Georgetown	9-9	17-13
Xavier	4-14	12-18
Providence	4-14	12-18
Seton Hall	4-14	12-19
Butler	2-16	6-25

NCAA – Creighton, DePaul, Marquette  
WNIT – Georgetown, St. John's, Villanova (Semifinals)

## 2015-16 BIG EAST Overall

DePaul	16-2	27-9
Seton Hall	12-6	23-9
Villanova	12-6	20-12
St. John's	11-7	23-10
Georgetown	9-9	16-14
Marquette	9-9	14-16
Xavier	8-10	17-13
Creighton	8-10	17-18
Butler	4-14	10-21
Providence	1-17	5-24

NCAA – DePaul, St. John's, Seton Hall  
WNIT – Creighton, Georgetown, Villanova

## 2014-15 BIG EAST Overall

Seton Hall	15-3	28-6
DePaul	15-3	27-8
Villanova	12-6	22-14
St. John's	11-7	23-11
Creighton	10-8	17-14
Butler	10-8	14-16
Xavier	8-10	18-15
Marquette	4-14	9-22
Providence	3-15	6-24
Georgetown	2-16	4-27

NCAA – DePaul, Seton Hall  
WNIT – Villanova, St. John's, Creighton

## 2013-14 BIG EAST Overall

DePaul	15-3	29-7
St. John's	13-5	23-11
Villanova	12-6	23-9
Creighton	12-6	20-14
Marquette	11-7	22-11
Butler	10-8	15-16
Seton Hall	8-10	20-14
Georgetown	4-14	11-21
Xavier	3-15	8-23
Providence	2-16	7-23

NCAA – DePaul, St. John's  
WNIT – Butler, Creighton, Marquette, Seton Hall, Villanova

## 2012-13 BIG EAST Overall

Notre Dame	16-0	35-2
Connecticut	14-2	35-4
Syracuse	11-5	24-8
Louisville	11-5	29-9
St. John's	11-5	18-13
Villanova	9-7	21-11
DePaul	9-7	21-12
USF	9-7	22-11
Rutgers	7-9	16-14
Marquette	7-9	16-16
Georgetown	5-11	15-16
Seton Hall	5-11	11-20
Cincinnati	4-12	12-18
Providence	2-14	7-23
Pittsburgh	0-16	9-21

NCAA – Connecticut, Louisville, Notre Dame, St. John's, Villanova, Syracuse, USF  
WNIT – Marquette

## 2011-12 BIG EAST Overall

Notre Dame	15-1	35-4
St. John's	13-3	24-10
Connecticut	13-3	33-5
Georgetown	11-5	23-9
West Virginia	11-5	23-9
Rutgers	10-6	22-10
Louisville	10-6	23-10
DePaul	9-7	23-11
USF	8-8	19-16
Villanova	6-10	19-15
Cincinnati	6-10	16-16
Syracuse	6-10	22-15
Providence	5-11	13-17
Marquette	4-12	14-17
Seton Hall	1-15	8-23
Pittsburgh	0-16	8-22

NCAA – Connecticut, DePaul, Georgetown, Louisville, Notre Dame, Rutgers, St. John's, West Virginia  
WNIT – Cincinnati, USF, Syracuse, Villanova

## 2010-11 BIG EAST Overall

Connecticut	16-0	36-2
DePaul	13-3	29-7
Notre Dame	13-3	31-8
Rutgers	11-5	20-13
Marquette	10-6	24-9
Louisville	10-6	22-13
St. John's	9-7	22-11
Georgetown	9-7	24-11
Syracuse	9-7	25-10
West Virginia	8-8	24-10
Providence	6-10	13-16
Pittsburgh	5-11	14-17
USF	3-13	12-19
Villanova	3-13	12-19
Cincinnati	2-14	9-20
Seton Hall	1-15	8-22

NCAA – Connecticut, DePaul, Georgetown, Louisville, Marquette, Notre Dame, Rutgers, St. John's, West Virginia  
WNIT – Syracuse

## 2009-10 BIG EAST Overall

Connecticut	16-0	39-0
West Virginia	13-3	29-6
Georgetown	13-3	26-7
St. John's	12-4	25-7
Notre Dame	12-4	29-6
Rutgers	9-7	19-15
DePaul	9-7	21-12
Providence	7-9	19-15
Syracuse	7-9	25-11
Marquette	6-10	17-16
USF	6-10	15-16
Pittsburgh	5-11	16-15
Louisville	5-11	14-18
Cincinnati	4-12	12-18
Villanova	3-13	14-16
Seton Hall	1-15	9-21

NCAA – Connecticut (NCAA Champions), DePaul, Georgetown, Notre Dame, Rutgers, St. John's, West Virginia

WNIT – Marquette, Pittsburgh, Providence, USF, Syracuse

## 2008-09 BIG EAST Overall

Connecticut	16-0	39-0
Louisville	14-2	34-5
Pittsburgh	12-4	25-8
Villanova	10-6	19-14
Notre Dame	10-6	22-9
DePaul	10-6	23-10
Rutgers	9-7	21-13
USF	8-8	27-10
Marquette	7-9	17-16
Georgetown	7-9	20-14
West Virginia	5-11	18-15
Syracuse	5-11	17-15
St. John's	4-12	19-15
Providence	4-12	10-20
Seton Hall	4-12	17-14
Cincinnati	3-13	14-17

NCAA – Connecticut (National Champions), DePaul, Louisville (Final Four), Notre Dame, Pittsburgh, Rutgers, Villanova

WNIT – Georgetown, Marquette, St. John's, USF (Champions), Syracuse, West Virginia

## 2007-08 BIG EAST Overall

Connecticut	15-1	36-2
Rutgers	14-2	27-7
West Virginia	12-4	25-8
Notre Dame	11-5	25-9
Pittsburgh	10-6	24-11
Syracuse	10-6	22-9
Louisville	10-6	26-10
Marquette	8-8	21-14
DePaul	8-8	20-12
St. John's	7-9	18-15
USF	5-11	16-16
Villanova	5-11	17-16
Georgetown	5-11	15-14
Seton Hall	3-13	13-15
Cincinnati	3-13	12-16
Providence	2-14	12-17

NCAA – Connecticut (Final Four), DePaul, Louisville, Notre Dame, Pittsburgh, Rutgers, Syracuse, West Virginia

WNIT – Marquette (Champions), St. John's, USF, Villanova



# All-Time BIG EAST Standings

## 2006-07 BIG EAST Overall

Connecticut	16-0	32-4
Rutgers	12-4	27-9
Marquette	12-4	26-7
West Virginia	11-5	21-11
Louisville	10-6	27-8
Pittsburgh	10-6	24-9
Notre Dame	10-6	20-12
USF	9-7	21-12
Seton Hall	9-7	19-12
DePaul	8-8	19-13
Cincinnati	6-10	15-14
St. John's	4-12	8-20
Providence	3-13	13-16
Syracuse	3-13	9-20
Georgetown	3-13	13-16
Villanova	2-14	8-21

NCAA - Connecticut, DePaul, Louisville, Marquette, Notre Dame, Pittsburgh, Rutgers (Final Four), West Virginia

WNIT - Seton Hall, USF

## 2005-06 BIG EAST Overall

Rutgers	16-0	27-5
Connecticut	14-2	32-5
DePaul	11-5	27-7
St. John's	11-5	22-8
Louisville	10-6	19-10
Pittsburgh	9-7	22-11
USF	9-7	19-12
Villanova	9-7	21-11
Marquette	9-7	22-11
Notre Dame	8-8	18-12
Cincinnati	7-9	17-12
West Virginia	4-12	15-16
Georgetown	3-13	10-17
Providence	3-13	8-19
Seton Hall	3-13	6-21
Syracuse	2-14	9-18

NCAA - Connecticut, DePaul, Louisville, Notre Dame, St. John's, Rutgers, USF

WNIT - Cincinnati, Marquette, Pittsburgh, Villanova

## 2004-05 BIG EAST Overall

Rutgers	14-2	28-7
Notre Dame	13-3	27-6
Connecticut	13-3	25-8
Boston College	10-6	20-10
Villanova	10-6	19-12
Georgetown	7-9	12-16
West Virginia	7-9	21-13
St. John's	7-9	20-11
Seton Hall	6-10	14-14
Pittsburgh	5-11	13-15
Syracuse	4-12	13-16
Providence	0-16	1-27

NCAA - Boston College, Connecticut, Notre Dame, Rutgers

WNIT - Marquette, St. John's, USF, Villanova, West Virginia

## 2003-04 BIG EAST Overall

Connecticut	14-2	31-4
Notre Dame	12-4	21-11
Villanova	12-4	23-7
Miami	11-5	22-7
Boston College	11-5	27-7
West Virginia	10-6	21-11
Rutgers	10-6	21-12
Virginia Tech	10-6	23-8
Georgetown	7-9	13-15
Seton Hall	6-10	15-15
St. John's	4-12	10-18
Syracuse	3-13	6-21
Pittsburgh	2-14	6-20
Providence	0-16	4-23

NCAA - Boston College, Connecticut (National Champions), Miami, Notre Dame, Rutgers, Villanova, Virginia Tech, West Virginia

WNIT - Seton Hall

## 2002-03 BIG EAST Overall

Connecticut	16-0	37-1
Rutgers	13-3	21-8
Villanova	12-4	28-6
Boston College	12-4	22-9
Virginia Tech	10-6	22-10
Notre Dame	10-6	21-11
Miami	8-8	18-13
Seton Hall	7-9	14-15
Georgetown	6-10	15-14
Syracuse	5-11	10-18
Pittsburgh	4-12	12-16
West Virginia	4-12	15-13
Providence	3-13	9-18
St. John's	2-14	8-19

NCAA - Boston College, Connecticut (National Champions), Miami, Notre Dame, Rutgers, Villanova, Virginia Tech

WNIT - Georgetown, Seton Hall

## 2001-02 BIG EAST Overall

Connecticut	16-0	39-0
Notre Dame	13-3	20-10
Boston College	12-4	23-8
Villanova	12-4	20-11
Miami	10-6	19-12
Virginia Tech	9-7	21-11
Syracuse	9-7	18-13
Providence	7-9	13-15
Seton Hall	6-10	15-14
West Virginia	6-10	14-14
Rutgers	5-11	9-20
Georgetown	4-12	12-16
Pittsburgh	3-13	8-19
St. John's	0-16	3-24

NCAA - Boston College, Connecticut (National Champions), Notre Dame, Syracuse, Villanova

WNIT - Miami, Virginia Tech

## 2000-01 BIG EAST Overall

Notre Dame	15-1	34-2
Connecticut	15-1	32-3
Rutgers	13-3	23-8
Virginia Tech	11-5	22-9
Villanova	11-5	22-9
Seton Hall	9-7	16-12
Boston College	7-9	14-15
Georgetown	6-10	17-15
Syracuse	6-10	12-15
Miami	6-10	13-15
Providence	4-12	11-17
St. John's	3-13	8-20
Pittsburgh	3-13	9-18
West Virginia	3-13	5-22

NCAA - Connecticut (Final Four), Notre Dame (National Champions), Rutgers, Villanova, Virginia Tech

WNIT - Georgetown

## 1999-00 BIG EAST Overall

Connecticut	16-0	36-1
Notre Dame	15-1	27-5
Rutgers	12-4	26-8
Boston College	12-4	26-9
Georgetown	9-7	17-13
Villanova	7-9	15-15
Miami	7-9	14-15
Pittsburgh	7-9	16-13
St. John's	5-11	11-18
Seton Hall	5-11	11-16
Providence	5-11	10-17
Syracuse	3-13	10-18
West Virginia	1-15	6-22

NCAA - Boston College, Connecticut (National Champions), Notre Dame, Rutgers (Final Four)

WNIT - Georgetown, Pittsburgh, Villanova

## 1998-99 BIG EAST Overall

Connecticut	17-1	29-5
Rutgers	17-1	29-6
Notre Dame	15-3	26-5
Boston College	12-6	22-8
Georgetown	10-8	18-12
Villanova	9-9	14-14
Miami	9-9	15-14
St. John's	7-11	13-18
Syracuse	6-12	10-17
West Virginia	5-13	10-17
Providence	4-14	5-22
Pittsburgh	3-15	8-19
Seton Hall	3-15	6-21

NCAA - Boston College, Connecticut, Notre Dame, Rutgers

WNIT - Georgetown, Miami

## 1997-98 BIG EAST Overall

BE 7		
Rutgers	14-4	22-10
Miami	13-5	19-10
Syracuse	7-11	12-15
Providence	6-12	10-17
Seton Hall	6-12	8-19
Georgetown	5-13	9-19
Pittsburgh	3-15	6-21
BE 6		
Connecticut	17-1	34-3
Notre Dame	12-6	22-10
Villanova	12-6	19-10
Boston College	11-7	17-11
West Virginia	7-11	12-16
St. John's	4-14	6-21

NCAA - Connecticut, Miami, Notre Dame, Rutgers

WNIT - Villanova

## 1996-97 BIG EAST Overall

BE 7		
Georgetown	9-9	17-11
Miami	8-10	15-14
Rutgers	8-10	11-17
Providence	8-10	13-14
Seton Hall	7-11	10-17
Syracuse	4-14	6-21
Pittsburgh	3-15	8-22
BE 6		
Connecticut	18-0	33-1
Notre Dame	17-1	31-7
Boston College	13-5	18-10
West Virginia	11-7	19-12
Villanova	8-10	14-14
St. John's	3-15	5-22

NCAA - Connecticut, Notre Dame (Final Four)

## 1995-96 BIG EAST Overall

BE 7		
Providence	9-9	12-15
Miami	9-9	14-13
Syracuse	9-9	14-14
Seton Hall	9-9	16-13
Rutgers	8-10	13-15
Georgetown	7-11	12-15
Pittsburgh	3-15	6-24
BE 6		
Connecticut	17-1	34-4
Notre Dame	15-3	23-8
Villanova	13-5	21-7
Boston College	7-11	10-17
West Virginia	7-11	12-15
St. John's	4-14	6-21

NCAA - Connecticut (Final Four), Notre Dame

# All-Time BIG EAST Standings

## 1994-95 BIG EAST Overall

Connecticut	18-0	35-0
Villanova	13-5	19-9
Seton Hall	12-6	24-9
Pittsburgh	10-8	17-11
St. John's	10-8	15-12
Miami	8-10	11-16
Georgetown	6-12	11-17
Syracuse	5-13	7-20
Providence	5-13	10-21
Boston College	3-15	6-21

NCAA - Connecticut (National Champions), Seton Hall

## 1993-94 BIG EAST Overall

Connecticut	17-1	30-3
Seton Hall	16-2	27-5
Pittsburgh	12-6	21-10
Providence	10-8	13-15
Boston College	9-9	13-14
Miami	7-11	10-17
Villanova	7-11	13-14
Georgetown	6-12	12-15
St. John's	4-14	8-20
Syracuse	2-16	5-23

NCAA - Connecticut, Seton Hall

NWIT - Pittsburgh

## 1992-93 BIG EAST Overall

Miami	15-3	24-7
Georgetown	15-3	23-7
Connecticut	12-6	18-11
Pittsburgh	10-8	15-12
Villanova	10-8	15-13
Seton Hall	8-10	14-13
Providence	7-11	15-15
St. John's	5-13	12-16
Syracuse	4-14	6-21
Boston College	4-14	10-17

NCAA - Miami, Georgetown, Connecticut

## 1991-92 BIG EAST Overall

Miami	18-0	30-2
Connecticut	13-5	23-11
Georgetown	13-5	20-8
Providence	13-5	21-9
St. John's	7-11	14-14
Villanova	7-11	11-17
Pittsburgh	6-12	11-18
Syracuse	5-13	9-19
Seton Hall	5-13	14-15
Boston College	3-15	5-23

NCAA - Miami, Connecticut, Providence

## 1990-91 BIG EAST Overall

Connecticut	14-2	29-5
Providence	13-3	26-6
Pittsburgh	10-6	16-13
St. John's	10-6	16-12
Seton Hall	7-9	18-11
Boston College	6-10	12-16
Georgetown	5-11	12-15
Villanova	4-12	12-17
Syracuse	3-13	7-21

NCAA - Connecticut, Providence

## 1989-90 BIG EAST Overall

Connecticut	14-2	25-6
Providence	14-2	27-5
Seton Hall	11-5	21-7
Boston College	9-7	16-13
Syracuse	7-9	15-13
Pittsburgh	6-10	15-14
Georgetown	5-11	13-14
St. John's	5-11	12-17
Villanova	1-15	9-19

NCAA - Providence, Connecticut

## 1988-89 BIG EAST Overall

Connecticut	13-2 *	24-6
Villanova	11-5	18-12
Providence	10-6	22-11
Boston College	9-7	15-13
Seton Hall	9-7	18-10
Syracuse	7-8 *	15-12
St. John's	5-11	10-18
Georgetown	4-12	13-16
Pittsburgh	3-13	11-17

\* includes one no-contest

NCAA - Connecticut, Providence, Villanova

## 1987-88 BIG EAST Overall

Syracuse	13-3	22-9
Villanova	11-5	20-9
St. John's	10-6	22-10
Boston College	10-6	17-11
Connecticut	9-7	17-11
Providence	7-9	13-15
Pittsburgh	5-11	14-15
Seton Hall	4-12	10-19
Georgetown	3-13	7-21

NCAA - Syracuse, Villanova, St. John's

## 1986-87 BIG EAST Overall

Villanova	15-1	27-4
Providence	12-4	23-9
Syracuse	11-5	15-13
St. John's	9-7	16-13
Connecticut	9-7	14-13
Boston College	8-8	17-12
Georgetown	4-12	7-21
Seton Hall	3-13	12-17
Pittsburgh	1-15	7-21

NCAA - Villanova

NIT - Providence

## 1985-86 BIG EAST Overall

Providence	14-2	24-6
Villanova	12-4	23-8
Syracuse	12-4	19-10
St. John's	11-5	19-9
Boston College	9-7	16-13
Pittsburgh	5-11	11-16
Connecticut	4-12	12-15
Georgetown	3-13	8-20
Seton Hall	2-14	5-23

NCAA - Providence, Villanova

## 1984-85 BIG EAST Overall

St. John's	12-4	18-11
Villanova	12-4	21-9
Boston College	11-5	19-9
Pittsburgh	10-6	16-12
Syracuse	10-6	18-13
Providence	9-7	14-14
Connecticut	3-13	9-18
Georgetown	3-13	7-21
Seton Hall	2-14	4-25

NCAA - Syracuse

## 1983-84 BIG EAST Overall


Pittsburgh	6-2	16-12
Villanova	6-2	22-7
St. John's	5-3	24-6
Seton Hall	5-3	17-13
Syracuse	5-3	14-14
Providence	5-3	19-7
Georgetown	2-6	10-15
Boston College	2-6	11-16
Connecticut	0-8	9-20

NCAA - St. John's

## 1982-83 BIG EAST Overall

Providence	7-1	24-6
St. John's	7-1	27-6
Pittsburgh	5-3	17-11
Villanova	4-4	14-15
Syracuse	4-4	12-15
Seton Hall	3-5	11-16
Georgetown	3-5	10-15
Boston College	2-6	16-9
Connecticut	1-7	9-18

NCAA - St. John's



In 1985-86, Mary Burke helped lead the Friars to their second regular-season title with a 14-2 record.



# Career Leaders

## BIG EAST CONFERENCE GAMES

### POINTS

Rank	Name, School	Years	Games	Avg.	Points
1.	Sarah Behn, Boston College	1989-93	67	23.1	1,546
2.	Angel McCoughtry, Louisville	2005-09	64	20.7	1,322
3.	Holly Porter, Boston College	1993-97	71	18.5	1,311
4.	Tracy Lis, Providence	1988-92	66	19.6	1,296
5.	Maya Moore, Connecticut	2007-11	64	19.8	1,270
6.	Lorri Johnson, Pittsburgh	1987-91	62	20.2	1,253
7.	Rebecca Lobo, Connecticut	1991-95	69	17.9	1,232
8.	Kris Witfill, Georgetown	1989-93	68	17.8	1,213
9.	Sugar Rodgers, Georgetown	2009-13	64	18.7	1,196
10.	Nykesha Sales, Connecticut	1994-98	72	16.3	1,175
	Dionna White, Georgetown	2015-19	71	16.5	1,175
12.	Cappie Pondexter, Rutgers	2002-06	64	17.8	1,140
13.	Ruth Riley, Notre Dame	1997-01	68	16.7	1,135
14.	Allazia Blockton, Marquette	2015-19	67	16.9	1,134
15.	Kerry Bascom, Connecticut	1987-91	63	17.9	1,128
16.	Kerry Curran, Boston College	1990-94	70	16.0	1,123
17.	Jonna Huemrich, Pittsburgh	1990-94	70	15.9	1,114
18.	Brittany Hrynko, DePaul	2011-15	68	15.9	1,080
19.	Cozette Ballentine, St. John's	1988-92	66	16.3	1,077
20.	Octavia Blue, Miami	1994-98	69	15.6	1,074
	Shelly Pennefather, Villanova	1983-87	54	20.0	1,074
	Shavonte Zellous, Pittsburgh	2005-09	63	17.0	1,071

### SCORING AVERAGE

Rank	Name, School	Years	Games	Points	Avg.
1.	Jennifer Bruce, Pittsburgh	1982-85	32	746	23.3
2.	Sarah Behn, Boston College	1989-93	67	1,546	23.1
3.	Angel McCoughtry, Louisville	2005-09	64	1,322	20.7
4.	Lorri Johnson, Pittsburgh	1987-91	62	1,253	20.2
5.	Shelly Pennefather, Villanova	1983-87	54	1,074	20.0
6.	Nadine Malcolm, Providence	1993-97	49	973	19.9
7.	Maya Moore, Connecticut	2007-11	64	1,270	19.8
8.	Jessica Dickson, USF	2005-07	32	631	19.7
9.	Tracy Lis, Providence	1988-92	66	1,296	19.6
10.	Kathy Finn, Providence	1982-84	16	304	19.0
11.	Katryna Gaither, Notre Dame	1995-97	36	675	18.8
12.	Beth Morgan, Notre Dame	1995-97	36	676	18.8
13.	Sugar Rodgers, Georgetown	2009-13	64	1,196	18.7
14.	Holly Porter, Boston College	1993-97	71	1,311	18.5
15.	Tamara James, Miami	2002-04	31	569	18.4
16.	Nancy Bernhardt, Villanova	1982-84	16	292	18.3
17.	Renee Najarian, Connecticut	1986-88	31	558	18.0
18.	Kerry Bascom, Connecticut	1987-91	63	1,128	17.9
	Rebecca Lobo, Connecticut	1991-95	69	1,232	17.9
20.	Maura Gill, Georgetown	1982-85	31	553	17.8
	Cappie Pondexter, Rutgers	2002-06	64	1,140	17.8
	Kris Witfill, Georgetown	1989-93	68	1,213	17.8

#### One-year players:

Frances Savage, Miami	1991-92	18	431	23.9
Tawana Jackson, St. John's	1994-95	18	391	21.7
Debbie Beckford, St. John's	1982-83	8	159	19.9
Khara Smith, DePaul	2005-06	16	292	18.3
Cathy Bochain, Connecticut	1982-83	8	136	17.0

### FIELD GOAL PERCENTAGE (MINIMUM 80 FGM)

Rank	Name, School	Years	Games	FGM-FGA	Pct.
1.	Tarnika Williams, Connecticut	1998-02	59	239-344	.695
2.	Ruth Riley, Notre Dame	1997-01	68	419-649	.646
3.	Tina Charles, Connecticut	2006-10	64	413-665	.621
4.	Gloria Bradley, Seton Hall	1982-84	15	80-129	.620
5.	Kara Wolters, Connecticut	1993-97	70	466-761	.612
6.	Katryna Gaither, Notre Dame	1995-97	36	288-472	.610
7.	Stefanie Dolson, Connecticut	2010-13	47	239-393	.608
8.	Mary Gedaka, Villanova	2016-present	54	257-427	.602
9.	Jessica Moore, Connecticut	2001-05	64	217-370	.586
10.	Natasha Williams, DePaul	2007-09	30	133-228	.583
11.	Tammy Sutton-Brown, Rutgers	1997-2001		266-457	.582

12.	Shelly Pennefather, Villanova	1983-87	54	479-843	.568
13.	Michelle Campbell, Rutgers	2002-06	64	220-381	.577
14.	Erika Davenport, Marquette	2015-2019	68	277-659	.572
	Imani Littleton, St. John's	2014-18	59	107-187	.572
16.	Vionca Murray, Syracuse	2007-11	47	106-186	.570
17.	Willnett Crockett, Connecticut	2002-06	60	107-188	.569
18.	Teresa Borton, Notre Dame	2001-05	64	201-355	.566
	Chautise Wright, Louisville	05-07, 09-10	45	129-228	.566
20.	Kia Vaughn, Rutgers	2005-09	64	258-459	.562
21.	Devereaux Peters, Notre Dame	2007-08, 09-12	57	240-428	.561
22.	Becky Gottstein, Boston College	1998-03	53	312-557	.560
	Renee Najarian, Connecticut	1986-88	31	201-359	.560
24.	Beth Morgan, Notre Dame	1995-97	36	238-427	.557

#### One-year players:

Khara Smith, DePaul	2005-06	16	113-200	.565
Jeannie Hebert, Miami	1991-92	18	99-197	.503
Natalie Butler, Georgetown	2013-14	18	96-191	.503
Frances Savage, Miami	1991-92	18	162-324	.500
Lisa Szymczak, West Virginia	1995-96	18	94-190	.495
McKenzie Fujan, Creighton	2013-14	18	102-207	.493

### FIELD GOALS MADE

Rank	Name, School	Years	Games	FGM
1.	Sarah Behn, Boston College	1989-93	67	520
2.	Jonna Huemrich, Pittsburgh	1990-94	70	481
3.	Shelly Pennefather, Villanova	1983-87	54	479
4.	Maya Moore, Connecticut	2007-11	64	478
5.	Rebecca Lobo, Connecticut	1991-95	69	476
6.	Angel McCoughtry, Louisville	2005-09	64	475
7.	Kara Wolters, Connecticut	1993-97	70	466
8.	Lorri Johnson, Pittsburgh	1987-91	62	465
9.	Nykesha Sales, Connecticut	1994-98	72	459
10.	Cozette Ballentine, St. John's	1988-92	66	456
11.	Tracy Lis, Providence	1988-92	66	455
12.	Kris Witfill, Georgetown	1989-93	68	451
13.	Holly Porter, Boston College	1993-97	71	446
14.	Allazia Blockton, Marquette	2015-19	67	433
15.	Aliyyah Handford, St. John's	2012-16	70	422
16.	Octavia Blue, Miami	1994-98	69	421
17.	Dionna White, Georgetown	2015-2019	71	420
18.	Ruth Riley, Notre Dame	1997-01	68	419
	Geraldine Saintilus, Seton Hall	1985-89	64	419
20.	Kerry Curran, Boston College	1990-94	70	417
	Cappie Pondexter, Rutgers	2002-06	64	417
22.	Kerry Bascom, Connecticut	1987-91	63	416

### FIELD GOALS ATTEMPTED

Rank	Name, School	Years	Games	FGA
1.	Sarah Behn, Boston College	1989-93	67	1,144
2.	Sugar Rodgers, Georgetown	2009-13	64	1,141
3.	Kerry Curran, Boston College	1990-94	70	1,063
4.	Dionna White, Georgetown	2015-19	71	1,057
5.	Angel McCoughtry, Louisville	2005-09	64	1,040
6.	Jonna Huemrich, Pittsburgh	1990-94	70	995
7.	Lorri Johnson, Pittsburgh	1987-91	62	963
8.	Dorothy Adomako, Georgetown	2014-2019	68	961
9.	Brittany Hrynko, DePaul	2011-15	68	956
10.	Aliyyah Handford, St. John's	2012-16	70	954
11.	Rebecca Lobo, Connecticut	1991-95	69	951
12.	Holly Porter, Boston College	1993-97	71	946
13.	Cozette Ballentine, St. John's	1988-92	66	944
	Octavia Blue, Miami	1994-98	69	944
15.	Sylita Thomas, Georgetown	1995-99	72	940
16.	Kris Witfill, Georgetown	1989-93	68	938
17.	Geraldine Saintilus, Seton Hall	1985-89	64	928
	Tracy Lis, Providence	1988-92	66	928
19.	Tabatha Richardson-Smith, Seton Hall	2012-16	70	920
20.	Allazia Blockton, Marquette	2015-19	67	918
21.	Cappie Pondexter, Rutgers	2002-06	64	910
22.	Kate Bulger, West Virginia	2000-04	64	899
	Maya Moore, Connecticut	2007-11	64	899
24.	Shavonte Zellous, Pittsburgh	2005-09	63	897

# Career Leaders

## BIG EAST CONFERENCE GAMES

### FREE THROWS MADE

Rank	Name, School	Years	Games	FTM
1.	Sarah Behn, Boston College	1989-93	67	443
2.	Holly Porter, Boston College	1993-97	71	405
3.	Tracy Lis, Providence	1988-92	66	302
4.	Angel McCoughtry, Louisville	2005-09	64	299
5.	Ruth Riley, Notre Dame	1997-01	68	297
6.	Kris Witfill, Georgetown	1989-93	68	295
7.	Skylar Diggins, Notre Dame	2009-13	64	287
8.	Nadine Malcolm, Providence	1993-97	49	283
9.	Shavonte Zellous, Pittsburgh	2005-09	63	272
10.	Dana Wynne, Seton Hall	1993-97	71	267
11.	Talisha Hargis, West Virginia	1995-98	53	263
	Laine Selwyn, Pittsburgh	1999-03	64	263
13.	Kia Wright, St. John's	2004-08	62	262
	Nicole Michael, Syracuse	2006-10	64	262
15.	Maria Tchobanova, West Virginia	1995-99	72	255
16.	Ka-Deidre Simmons, Seton Hall	2010-11; 12-15	68	252
17.	Kieraah Marlow, Georgetown	2004-08	64	249
18.	Mercedes Walker, Pittsburgh	2004-08	62	248
19.	Angel Robinson, Marquette	2007-11	64	247
20.	Lorri Johnson, Pittsburgh	1987-91	62	246
	Rebecca Lobo, Connecticut	1991-95	69	246

### FREE THROW PERCENTAGE (MINIMUM 2.0 FTM PER GAME)

Rank	Name, School	Years	Games	FTM-FTA	Pct.
1.	Kayla McBride, Notre Dame	2010-13	37	88-98	.898
2.	Chelsea Marandola, Providence	2005-10	64	151-172	.878
3.	Kaleena Mosqueda-Lewis	2011-13	32	64-73	.877
4.	Alicia Ratay, Notre Dame	1999-03	64	220-252	.873
	Mandy Saunders, Providence	1993-98	72	241-276	.873
6.	Katie Smrcka-Duffy, Georgetown	1998-01	49	162-188	.862
7.	Chrystal Starling, Virginia Tech	2000-03	47	135-157	.860
8.	Alissa Murphy, Boston College	1996-00	70	224-261	.858
9.	Jessica Dickson, USF	2005-07	32	148-173	.855
10.	Marissa Janning, Creighton	2013-16	36	120-141	.851
11.	Megan Duffy, Notre Dame	2002-06	64	204-240	.850
12.	Jessalyn Deveny, Boston College	2001-05	50	173-204	.848
13.	Nancy Bernhardt, Villanova	1982-84	16	76-90	.844
14.	Maya Moore, Connecticut	2007-11	64	177-211	.839
15.	Sarah Behn, Boston College	1989-93	67	443-530	.836
16.	Krystal Ellis, Marquette	2005-09	62	176-211	.834
	Pam Thornton, Boston College	1983-87	55	171-205	.834
17.	Ann Gothard, Georgetown	1983-87	47	132-159	.830
18.	Mary Burke, Providence	183-87	55	204-246	.829
19.	Carrie Mason, Virginia Tech	2002-04	32	89-108	.824
20.	Beth Morgan, Notre Dame	1995-97	36	130-158	.823

#### One-year players:

Maleeka Kynard, Xavier	2014-15	15	43-48	.896
Angel Lewis, Syracuse	1991-92	18	59-67	.881
Frances Savage, Miami	1991-92	18	97-112	.866
Taylor Schippers, Butler	2013-14	18	45-52	.865
Jeannie Hebert, Miami	1991-92	18	61-72	.847
Holly Rilinger, Miami	1992-93	15	55-65	.846

### FREE THROWS ATTEMPTED

Rank	Name, School	Years	Games	FTA
1.	Holly Porter, Boston College	1993-97	71	573
2.	Sarah Behn, Boston College	1989-93	67	530
3.	Angel McCoughtry, Louisville	2005-09	64	419
4.	Mercedes Walker, Pittsburgh	2004-08	62	403
5.	Dana Wynne, Seton Hall	1993-97	71	399
6.	Ruth Riley, Notre Dame	1997-01	68	397
8.	Tracy Lis, Providence	1988-92	66	386
7.	Rebekkah Brunson, Georgetown	2000-04	58	385
9.	Kris Witfill, Georgetown	1989-93	68	371
	Nicole Michael, Syracuse	2006-10	64	371
11.	Shavonte Zellous, Pittsburgh	2005-09	63	368
	Maria Tchobanova, West Virginia	1995-99	72	361
13.	Skylar Diggins, Notre Dame	2009-13	64	367
14.	Talisha Hargis, West Virginia	1995-98	53	358

15.	Nadine Malcolm, Providence	1993-97	49	353
16.	Aliyyah Handford, St. John's	2012-16	70	349
17.	Paula Moore, Syracuse	1996-01	67	347
18.	Ka-Deidre Simmons, Seton Hall	2010-11; 12-15	68	346
19.	Rebecca Lobo, Connecticut	1991-95	69	344
20.	Angel Robinson, Marquette	2007-11	64	343

### 3-POINT FIELD GOALS MADE (SINCE 1987-88)

Rank	Name, School	Years	3FGM
1.	Adrianna Hahn, Villanova	2015-19	169
2.	Sugar Rodgers, Georgetown	2009-13	168
3.	Jovana Nogic, Providence	2015-19	167
4.	Brittany Hrynko, DePaul	2011-15	165
5.	Kate Bulger, West Virginia	2000-04	161
6.	Natisha Hiedeman, Marquette	2015-19	158
7.	Trish Juhline, Villanova	1999-03	157
8.	Julie Wheeler, Providence	1994-98	156
9.	Wendy Davis, Connecticut	1988-92	155
10.	Sheila McMillen, Notre Dame	1995-99	145
11.	Jaime James, Syracuse	1998-02	144
12.	Ann Strother, Connecticut	2002-06	138
13.	Maya Moore, Connecticut	2007-11	137
14.	Tabatha Richardson-Smith, Seton Hall	2012-16	136
15.	Mary Lisicky, Georgetown	2001-05	133
	LaQuita Owens, West Virginia	2004-08	133
17.	Sue Glenning, Villanova	1992-96	127
18.	Jennifer Rizzotti, Connecticut	1992-96	126
19.	Meg Bulger, West Virginia	2003-08	125
	Alicia Ratay, Notre Dame	1999-03	125
	Renee Montgomery, Connecticut	2005-09	125
22.	Becky Burke, Louisville	2008-12	123
	Cal Bouchard, Boston College	1996-00	123
	Julie McBride, Syracuse	2000-04	123
	Shoni Schimmel, Louisville	2010-13	123

### 3-POINT FIELD GOAL ATTEMPTS (SINCE 1987-88)

Rank	Name, School	Years	Total
1.	Sugar Rodgers, Georgetown	2009-13	554
2.	Julie Wheeler, Providence	1994-98	484
3.	Brittany Hrynko, DePaul	2011-15	470
4.	Natisha Hiedeman, Marquette	2015-19	438
5.	Jovana Nogic, Providence	2015-19	431
6.	Tabatha Richardson-Smith, Seton Hall	2012-16	423
7.	Trish Juhline, Villanova	1999-03	413
8.	Kate Bulger, West Virginia	2000-04	404
9.	Jaime James, Syracuse	1998-02	402
10.	Kim Gallon, Georgetown	1994-98	400
11.	Adrianna Hahn, Villanova	2015-19	399
12.	Shoni Schimmel, Louisville	2010-13	389
13.	Julie McBride, Syracuse	2000-04	385
14.	LaQuita Owens, West Virginia	2004-08	383
15.	Sheila McMillen, Notre Dame	1995-99	375
16.	Mary Lisicky, Georgetown	2001-05	370
17.	Ann Strother, Connecticut	2002-06	365
18.	Susan Glenning, Villanova	1992-96	358
19.	Brooke Stewart, Pittsburgh	1999-03	351
20.	Erica Morrow, Syracuse	2007-11	343
21.	Becky Burke, Louisville	2008-12	340
	Chanise Jenkins, DePaul	2012-16	340
23.	Renee Montgomery, Connecticut	2005-09	336

### 3-POINT FIELD GOAL PERCENTAGE (SINCE 1987-88 - MINIMUM OF 30 MADE)

Rank	Name, School	Years	Games	3FGM-FGA	Pct.
1.	Sue Bird, Connecticut	1998-02	55	85-181	.470
2.	Wendy Davis, Connecticut	1988-92	65	155-332	.467
3.	Alicia Ratay, Notre Dame	1999-03	64	125-272	.460
4.	Meg Bulger, West Virginia	2003-08	52	125-273	.458
5.	Tiffany Hayes, Connecticut	2008-12	64	96-212	.453
	Clare Drosch, Boston College	2001-05	64	96-212	.453
7.	Cal Bouchard, Boston College	1996-00	58	123-277	.444
	Jill Stephens, Cincinnati	2005-09	64	44-99	.444



# Career Leaders

## BIG EAST CONFERENCE GAMES

9.	Xenia Stewart, Pittsburgh	2005-09	64	35-80	.438
10.	Kelly McManmon, St. John's	2007-09	32	122-281	.434
11.	Maya Moore, Connecticut	2007-11	64	137-317	.432
12.	Kelly Nash, Villanova	2000-04	59	77-180	.428
13.	Jodi Brooks, Seton Hall	1990-94	70	106-250	.424
	Adrianna Hahn, Villanova	2015-19	71	169-399	.424
15.	Natalie Novosel, Notre Dame	2008-12	64	30-71	.423
16.	Mel Thomas, Connecticut	2004-08	48	97-231	.420
17.	Cappie Pondexter, Rutgers	2002-06	64	85-203	.419
	Jessalyn Deveny, Boston College	2001-05	50	39-93	.419
19.	Alecia Balich, Pittsburgh	1995-99	69	82-197	.416
	Megan Rogowski, DePaul	2012-	42	97-233	.416

### One-year players:

	Aleesha Powell, Seton Hall	2015-16	18	41-90	.456
	*Ann Odoy, Boston College	1984-88	16	45-107	.421
	*Vera Jones, Syracuse	1984-88	15	23-57	.404

\* - played one year when 3-pointer was in effect

## REBOUNDS

Rank	Name, School	Years	Games	Avg.	Rebounds
1.	Dana Wynne, Seton Hall	1993-97	71	11.2	798
2.	Rebecca Lobo, Connecticut	1991-95	69	10.3	714
3.	Tori Schickel, Butler	2015-19	65	9.7	628
4.	Erika Davenport, Marquette	2015-19	68	9.2	625
5.	Rebekkah Brunson, Georgetown	2000-04	58	10.7	620
6.	Angel McCoughtry, Louisville	2005-09	64	9.6	616
7.	Mercedes Walker, Pittsburgh	2004-08	62	9.9	613
8.	Holly Porter, Boston College	1993-97	71	8.5	604
9.	Leni Wilson, Georgetown	1989-93	68	8.5	576
	Tina Charles, Connecticut	2006-10	64	9.0	576
11.	Amber Thompson, St. John's	2011-15	68	8.4	568
12.	Katherine Harry, DePaul	2009-13	64	8.4	565
13.	Jamelle Elliott, Connecticut	1992-96	72	7.8	558
14.	Sylita Thomas, Georgetown	1995-99	72	7.7	557
15.	Kym Hope, Miami	1995-99	71	7.8	554
	Maya Moore, Connecticut	2007-11	64	8.7	554
17.	Shelly Pennefather, Villanova	1983-87	54	10.2	553
18.	Andrea Mangum, Providence	1986-90	63	8.7	550
19.	Chelsea Cole, Pittsburgh	2007-11	64	8.5	545
20.	Ruth Riley, Notre Dame	1997-01	68	8.0	544
21.	Jonna Huemrich, Pittsburgh	1990-94	70	8.2	514
22.	Nicole Michael, Syracuse	2006-10	64	7.9	507

## REBOUNDING AVERAGE

Rank	Name, School	Years	Games	Rebounds	Avg.
1.	Dana Wynne, Seton Hall	1993-97	71	798	11.2
2.	Rebekkah Brunson, Georgetown	2000-04	58	620	10.7
3.	Dianne Pugh, St. John's	1982-84	16	169	10.6
4.	Renee Najarian, Connecticut	1986-88	31	321	10.4
5.	Britt King, Providence	1982-86	47	482	10.3
	Rebecca Lobo, Connecticut	1991-95	69	714	10.3
7.	Gloria Bradley, Seton Hall	1982-84	15	153	10.2
	Shelly Pennefather, Villanova	1983-87	54	553	10.2
9.	Mercedes Walker, Pittsburgh	2004-08	62	613	9.9
10.	Ijeoma Uchendu, Butler	2013-15	22	215	9.8
11.	Jennifer Bruce, Pittsburgh	1982-85	32	309	9.7
	Tori Schickel, Butler	2015-2019	65	628	9.7
13.	Angel McCoughtry, Louisville	2005-09	64	616	9.6
14.	Katryna Gaither, Notre Dame	1995-97	36	330	9.2
	Vicki Plowden, Miami	1991-93	36	332	9.2
	Erika Davenport, Marquette	2015-19	68	625	9.2
17.	Shamona Marable, Seton Hall	1992-94	35	315	9.0
	Tina Charles, Connecticut	2006-10	64	576	9.0
19.	Cynthia Petke, Georgetown	2016-18	36	321	8.9
20.	Tina Ogden, St. John's	1990-92	34	300	8.8
	Katherine Harry, DePaul	2009-13	64	565	8.8
22.	Becky Gottstein, Boston College	1998-03	53	460	8.7
	Andrea Mangum, Providence	1986-90	63	550	8.7
	Maya Moore, Connecticut	2007-11	64	554	8.7

## ASSISTS

Rank	Name, School	Years	Games	Avg.	Total
1.	Gina Graziani, Miami	1996-00	68	7.0	474
2.	Shanya Evans, Providence	1987-91	61	7.7	471
3.	Tasha Pointer, Rutgers	1997-01	66	7.0	460
4.	Yolanda Paige, West Virginia	2001-05	64	6.8	435
5.	Niele Ivey, Notre Dame	1996-01	67	5.9	394
6.	Sue Fritsch, Boston College	1986-90	63	6.0	376
7.	Raquel Nurse, Syracuse	1994-98	72	4.9	350
8.	Brittany Hrynko, DePaul	2011-15	68	5.0	343
9.	Carol Morton, Pittsburgh	1991-95	72	4.7	339
10.	Nadirah Mckenith, St. John's	2009-13	64	5.3	338
11.	Shanette Lee, Villanova	1995-99	72	4.6	334
12.	Chanise Jenkins, DePaul	2012-16	70	4.7	332
13.	Kerry Curran, Boston College	1990-94	70	4.7	331
14.	Julie McBride, Syracuse	2000-04	64	5.1	329
15.	Jennifer Rizzotti, Connecticut	1992-96	72	4.4	318
16.	Mandy Saunders, Providence	1993-98	72	4.3	313
17.	Aaliyah Lewis, St. John's	2013-17	72	4.3	311
18.	Kathy O'Reilly, Seton Hall	1984-88	64	4.8	310
19.	Skyler Diggins, Notre Dame	2009-13	64	4.8	309
20.	Doris Sable, Providence	1983-87	55	5.6	306
20.	Sue Ludwig, Syracuse	1984-88	64	4.7	303

## STEALS

Rank	Name, School	Years	Games	Avg.	Total
1.	Nykesha Sales, Connecticut	1994-98	72	3.4	246
2.	Angel McCoughtry, Louisville	2005-09	64	3.7	234
3.	Maria Tchobanova, West Virginia	1995-99	72	2.8	200
4.	Meghan Saake, Miami	1999-03	63	3.1	195
5.	Nadira Ricks, Georgetown	1990-94	70	2.8	194
6.	Raquel Nurse, Syracuse	1994-98	72	3.5	188
7.	Jennifer Rizzotti, Connecticut	1992-96	72	2.6	186
8.	Carol Morton, Pittsburgh	1991-95	72	2.6	185
9.	Tracy Lis, Providence	1988-92	66	2.8	183
10.	Brittany Hrynko, DePaul	2011-15	68	2.6	176
11.	Sugar Rodgers, Georgetown	2009-13	64	2.6	168
12.	Niele Ivey, Notre Dame	1996-01	67	2.5	167
13.	Ann Odoy, Boston College	1984-88	64	2.6	165
14.	Janice Long, Syracuse	1983-87	56	2.9	161
15.	Kia Wright, St. John's	2004-08	62	2.5	160
16.	Michele Thornton, Villanova	1991-95	72	2.2	157
17.	Talisha Hargis, West Virginia	1995-98	53	2.9	155
	Skyler Diggins, Notre Dame	2009-13	64	2.4	155
19.	Tasha Pointer, Rutgers	1997-01	66	2.3	154
20.	Aliyyah Handford, St. John's	2012-16	70	2.1	149
20.	Svetlana Abrosimova, Connecticut	1997-01	60	2.5	148

## BLOCKED SHOTS

Rank	Name, School	Years	Games	Avg.	Total
1.	Rebecca Lobo, Connecticut	1991-95	69	3.3	227
2.	Ruth Riley, Notre Dame	1997-01	68	2.8	193
3.	Kara Wolters, Connecticut	1993-97	70	2.6	184
4.	Holly Oslander, Syracuse	1989-94	67	2.3	153
5.	Kayla Alexander, Syracuse	2009-13	64	2.3	149
6.	Tina Charles, Connecticut	2006-10	64	2.2	139
7.	Kia Vaughn, Rutgers	2005-09	64	2.1	137
8.	Ieva Kublina, Virginia Tech	2000-04	64	2.1	132
9.	Dawn Johnson, Seton Hall	1991-95	71	1.8	129
10.	Vaida Sipaviciute, Syracuse	2004-08	64	1.9	122
11.	Asya Busey, West Virginia	2009-12	48	2.3	110
	Belle Obert, Butler	2014-16	35	3.1	110
13.	Kelly Schumacher, Connecticut	1997-01	65	1.6	107
14.	Nickeia Morris, Pittsburgh	1996-00	61	1.7	104
	Sylita Thomas, Georgetown	1995-99	72	1.4	104
16.	Dana Wynne, Seton Hall	1993-97	71	1.4	102
17.	Amber Thompson, St. John's	2011-15	68	1.5	100

# Annual Individual Stat Leaders

**BIG EAST REGULAR SEASON GAMES ONLY**

## SCORING

	G	FG	3FG	FT	PTS	AVG	
2018-19	Shadeen Samuels (SHU)	17	127	21	69	344	20.2
2017-18	Allazia Blockton (MU)	18	134	14	63	345	19.2
2016-17	Brooke Schulte (DPU)	18	154	17	50	375	20.8
2015-16	Tabatha Richardson-Smith (SHU)	18	134	41	82	391	21.7
2014-15	Brittany Hrynko (DPU)	18	147	61	39	394	21.9
2013-14	Marissa Janning (CU)	18	120	31	68	359	19.9
2012-13	Sugar Rodgers (GU)	16	105	39	62	311	19.4
2011-12	Sugar Rodgers (GU)	16	102	37	60	301	18.8
2010-11	Maya Moore (UConn)	16	133	24	64	354	22.1
2009-10	Monique Reid (UofL)	16	108	0	99	315	19.7
2008-09	Angel McCoughtry (UofL)	16	152	21	101	426	26.6
2007-08	Angel McCoughtry (UofL)	16	127	23	95	372	23.3
2006-07	Angel McCoughtry (UofL)	16	136	27	73	372	23.3
2005-06	Jessica Dickson (USF)	16	121	34	72	348	21.8
2004-05	Meg Bulger (WVU)	16	113	38	33	297	18.6
2003-04	Rebekkah Brunson (GU)	16	124	0	78	326	20.4
2002-03	Trish Juhline (VU)	16	116	41	34	307	19.2
2001-02	Ieva Kublina (VT)	16	113	10	44	280	17.5
2000-01	Ruth Riley (ND)	16	121	0	87	329	20.6
1999-00	Katie Smrcka-Duffy (GU)	15	91	32	61	275	18.3
1998-99	Ruth Riley (ND)	18	125	0	70	320	17.8
1997-98	Nykesha Sales (UConn)	18	151	22	63	387	21.5
1996-97	Nadine Malcolm (PC)	18	110	8	114	342	19.0
1995-96	Nadine Malcolm (PC)	17	154	15	128	451	26.5
1994-95	Tawana Jackson (STI)	18	160	19	52	391	21.7
1993-94	Kerry Curran (BC)	18	146	40	86	418	23.2
1992-93	Sarah Behn (BC)	18	136	22	141	435	24.2
1991-92	Sarah Behn (BC)	18	163	20	132	478	26.6
1990-91	Cozette Ballentine (STI)	16	165	0	58	388	24.3
1989-90	Kerry Bascom (UConn)	16	117	22	75	331	20.7
1988-89	Kerry Bascom (UConn)	15	129	35	62	355	23.7
1987-88	Beth Knight (GU)	16	143	0	43	329	20.6
1986-87	Shelly Pennefather (VU)	16	170	0	30	370	23.1
1985-86	Shelly Pennefather (VU)	16	142	0	45	329	20.6
1984-85	Jennifer Bruce (Pitt)	16	144	0	93	381	23.8
1983-84	Jennifer Bruce (Pitt)	8	69	0	58	196	24.5
1982-83	Jennifer Bruce (Pitt)	8	65	0	39	169	21.1

## REBOUNDED

	G	REB	AVG	
2018-19	Ariana Gray (XU)	18	218	12.1
2017-18	Maya Singleton (SIU)	18	195	10.8
2016-17	Toni Schickel (BU)	18	234	13.0
2015-16	Tiffany Jones (SHU)	18	163	9.1
2014-15	Amber Thompson (STI)	18	197	10.9
2013-14	Natalie Butler (GU)	18	248	13.8
2012-13	Katherine Harry (DPU)	16	169	10.6
2011-12	Devereaux Peters (ND)	16	175	10.9
2010-11	Chelsea Cole (Pitt)	16	169	10.6
2009-10	Chelsea Cole (Pitt)	16	185	11.6
2008-09	Angel McCoughtry (UofL)	16	160	10.0
2007-08	Angel McCoughtry (UofL)	16	152	9.5
2006-07	Angel McCoughtry (UofL)	16	180	11.3
2005-06	Khara Smith (DPU)	16	184	11.5
2004-05	Mercedes Walker (Pitt)	15	143	9.5
2003-04	Rebekkah Brunson (GU)	16	181	11.3
2002-03	Rebekkah Brunson (GU)	16	168	10.5
2001-02	Swin Cash (UConn)	16	142	8.9
2000-01	Rebekkah Brunson (GU)	16	176	11.0
1999-00	Ruth Riley (ND)	16	124	7.8
1998-99	Paula Moore (SU)	18	161	8.9
1997-98	Kym Hope (Miami)	18	196	10.9
1996-97	Dana Wynne (SHU)	18	222	12.3
1995-96	Dana Wynne (SHU)	18	223	12.4
1994-95	Dana Wynne (SHU)	18	225	12.4
1993-94	Rebecca Lobo (UConn)	18	214	11.9
1992-93	Rebecca Lobo (UConn)	18	204	11.3
1991-92	Frances Savage (Miami)	18	194	10.8
1990-91	Gennifer Harrison (SHU)	16	162	10.1
1989-90	Tomya Hendrix (SU)	16	152	9.5
1988-89	Tomya Hendrix (SU)	15	153	10.2
1987-88	Renee Najarian (UConn)	16	172	10.8
1986-87	Renee Najarian (UConn)	15	149	9.9
1985-86	Peggy Walsh (UConn)	16	192	12.0
1984-85	Shelly Pennefather (VU)	16	175	10.9
1983-84	Gloria Bradley (SHU)	7	82	11.7
1982-83	Dianne Pugh (STI)	8	85	10.6

## FIELD GOAL PERCENTAGE

	G	FGM	FGA	PCT	
2018-19	Mary Gedaka (VU)	18	122	179	.682
2017-18	Mary Gedaka (VU)	18	95	163	.583
2016-17	Lubirdia Gordon (SHU)	18	61	95	.642
2015-16	Erika Davenport (MU)	18	109	177	.616
2014-15	Megan Podkova (DPU)	17	85	159	.535
2013-14	Jasmine Penny (DPU)	18	106	193	.549
2012-13	Stefanie Dolson (UConn)	15	101	57	.643
2011-12	Jeanise Randolph (UC)	15	46	77	.597
2010-11	Devereaux Peters (ND)	16	87	140	.621
2009-10	Tina Charles (UConn)	16	127	190	.668
2008-09	Jaleesa Butler (GU)	15	79	133	.594
2007-08	Chauntise Wright (UofL)	16	78	122	.639
2006-07	Tina Charles (UConn)	16	95	152	.625
2005-06	Angela Clark (STI)	16	91	156	.583
2004-05	Mercedes Walker (Pitt)	15	82	164	.500
2003-04	Barbara Turner (UConn)	16	80	138	.580
2002-03	Becky Gottstein (BC)	15	101	174	.580
2001-02	Asjha Jones (UConn)	16	105	190	.553
2000-01	Ruth Riley (ND)	16	121	188	.644
1999-00	Tanika Williams (UConn)	13	42	59	.712
1998-99	Ruth Riley (ND)	18	125	174	.718
1997-98	Nykesha Sales (UConn)	18	151	260	.581
1996-97	Kara Wolters (UConn)	18	141	226	.624
1995-96	Katryna Gaither (ND)	18	156	239	.653
1994-95	Kara Wolters (UConn)	16	97	163	.595
1993-94	Kara Wolters (UConn)	18	90	149	.604
1992-93	Kris Wifill (GU)	18	143	258	.554
1991-92	Jonna Huemrich (Pitt)	18	132	252	.524
1990-91	Tina Ogden (STI)	16	96	181	.530
1989-90	Connie Hurt (Pitt)	16	96	159	.604
1988-89	Liz Lawlor (PC)	16	90	158	.570
1987-88	Renee Najarian (UConn)	16	119	184	.647
1986-87	Shelly Pennefather (VU)	16	170	267	.637
1985-86	Shelly Pennefather (VU)	16	142	244	.581
1984-85	Beth Knight (GU)	16	80	137	.584
1983-84	Gloria Bradley (SHU)	7	42	64	.656
1982-83	Debbie Beckford (STI)	8	70	125	.560

## 3-PT FIELD GOAL PERCENTAGE

	G	3FG	3FGA	PCT	
2018-19	Selena Lott (MU)	18	22	49	.449
2017-18	Jannah Tucker (VU)	18	39	90	.433
2016-17	Mary Gedaka (VU)	18	95	163	.583
2015-16	Adrianna Hahn (VU)	18	52	115	.452
2014-15	Megan Podkova (DPU)	18	26	53	.491
2013-14	Megan Podkova (DPU)	17	25	53	.472
2012-13	Megan Rogowski (DPU)	18	60	122	.492
2011-12	Kaleena Mosqueda-Lewis (UConn)	16	57	115	.496
2010-11	Tiffany Hayes (UConn)	16	26	44	.591
2009-10	Brittany Mallory (ND)	15	17	37	.468
2008-09	Kelly McManmon (STI)	16	46	85	.541
2007-08	Erin Monfre (MU)	16	28	59	.475
2006-07	Maya Moore (UConn)	16	39	80	.488
2005-06	Mel Thomas (UConn)	16	43	97	.443
2004-05	Karen Tiewhues (UC)	15	34	70	.486
2003-04	Meg Bulger (WVU)	16	38	84	.452
2002-03	Kelly Nash (VU)	16	36	81	.444
2001-02	Alicia Ratay (ND)	16	32	63	.508
2000-01	Trish Juhline (VU)	13	39	91	.429
1999-00	Darya Kydryavseva (WVU)	16	32	80	.400
1998-99	Sue Bird (UConn)	16	30	59	.508
1997-98	Shea Ralph (UConn)	14	15	29	.517
1996-97	Cal Bouchard (BC)	18	41	80	.512
1995-96	Christie Lambert (WVU)	17	34	84	.405
1994-95	Rebecca Burbridge (WVU)	17	32	72	.444
1993-94	Jen Rizzotti (UConn)	18	31	76	.408
1992-93	Jodi Brooks (SHU)	18	37	79	.468
1991-92	Jodi Brooks (SHU)	18	41	95	.432
1990-91	Wendy Davis (UConn)	18	62	123	.504
1989-90	Lori Johnson (Pitt)	15	25	51	.490
1988-89	Wendy Davis (UConn)	16	47	97	.485
1987-88	Kerry Bascom (UConn)	15	35	75	.467
1986-87	Ann Oddy (BC)	16	45	107	.421



# Annual Individual Stat Leaders


## BIG EAST REGULAR SEASON GAMES ONLY

### FREE THROW PERCENTAGE

		G	FTM	FTA	PCT
2018-19	Jovana Nogic (PC)	18	52	55	.945
2017-18	Jovana Nogic (PC)	18	41	43	.953
2016-17	Audrey Faber (CU)	18	43	49	.878
2015-16	Briana Glover (XU)	17	63	73	.863
2014-15	Arlesia Morse (MU)	18	77	86	.906
2013-14	Chanise Jenkins (DPU)	18	38	43	.884
2012-13	Kaleena Mosqueda-Lewis (UConn)	16	34	38	.895
2011-12	Kayla McBride (ND)	16	34	37	.919
2010-11	Tatiana Morris (MU)	15	42	45	.933
2009-10	Chelsea Marandola (PC)	16	52	57	.912
2008-09	Jill Stephens (UC)	16	47	54	.870
2007-08	Allie Quigley (DPU)	16	71	81	.877
2006-07	Chelsea Marandola (PC)	16	38	43	.884
2005-06	Kia Wright (STI)	16	56	62	.903
2004-05	Megan Dufry (ND)	16	57	64	.891
2003-04	Jessalyn Deveny (BC)	16	69	79	.873
2002-03	Mary Lisicky (GU)	16	45	51	.882
2001-02	Alicia Ratay (ND)	16	82	93	.882
2000-01	Julie McBride (SU)	16	46	53	.868
1999-00	Meghan Hinds (PC)	16	43	48	.896
1998-99	Sheila McMillen (ND)	18	45	48	.938
1997-98	Mandy Saunders (PC)	18	52	57	.912
1996-97	Shea Ralph (UConn)	18	78	94	.830
1995-96	Mandy Saunders (PC)	18	57	67	.851
1994-95	Michele Thornton (VU)	18	62	71	.873
1993-94	Mandy Saunders (PC)	18	100	115	.870
1992-93	Erin Kenneally (SU)	18	68	80	.850
1991-92	Angel Lewis (SU)	18	59	67	.881
1990-91	Kerry Bascom (UConn)	16	63	74	.851
1989-90	Kerry Bascom (UConn)	16	75	83	.904
1988-89	Shanya Evans (PC)	16	40	46	.870
1987-88	Debbie Hartnett (SHU)	16	41	47	.872
1986-87	Anne Marie Gothard (GU)	16	42	47	.894
1985-86	Jackie Smith (STI)	15	42	48	.875
1984-85	Mary Burke (PC)	16	77	88	.875
1983-84	Laurie St. Jean (PC)	8	20	21	.952
1982-83	Debbie Beckford (STI)	8	19	21	.905

### ASSISTS

		G	AST	AVG
2018-19	Tiana England (SU)	18	97	5.4
2017-18	Kelly Campbell (DPU)	18	111	6.2
2016-17	Aaliyah Lewis (STI)	18	128	7.1
2015-16	Jessica January (DPU)	18	99	5.5
2014-15	Ka-Deidre Simmons (SHU)	18	101	5.6
2013-14	Brittany Hrynko (DPU)	18	101	5.6
2012-13	Nadirah McKeith (STI)	16	97	6.1
2011-12	Skylar Diggins (ND)	16	92	5.8
2010-11	Khadijah Rushdan (RU)	16	96	6.0
2009-10	Sarah Miles (WVU)	16	95	5.94
2008-09	Renee Montgomery (UConn)	16	82	5.13
2007-08	Patrika Barlow (UofL)	16	97	6.06
2006-07	Kia Wright (STI)	15	82	5.47
2005-06	Carolyn Kieger (MU)	15	97	6.47
2004-05	Yolanda Paige (WVU)	16	116	7.3
2003-04	Yolanda Paige (WVU)	16	131	8.2
2002-03	Julie McBride (SU)	16	99	6.2
2001-02	Yolanda Paige (WVU)	16	91	5.7
2000-01	Tasha Pointer (RU)	16	140	8.8
1999-00	Niele Ivey (ND)	16	105	6.6
1998-99	Tasha Pointer (RU)	18	134	7.4
1997-98	Gina Graziani (Miami)	18	140	7.8
1996-97	Gina Graziani (Miami)	18	143	7.9
1995-96	Raquel Nurse (SU)	18	103	5.7
1994-95	Carol Morton (Pitt)	18	106	5.9
1993-94	Carol Morton (Pitt)	18	117	6.5
1992-93	Kerry Curran (BC)	18	86	4.8
1991-92	Jeannie Hebert (UM)	18	141	7.8
1990-91	Shanya Evans (PC)	16	147	9.2
1989-90	Shanya Evans (PC)	15	145	9.7
1988-89	Sue Fritsch (BC)	16	135	8.4
1987-88	Ann Odoy (BC)	16	106	6.6
1986-87	Doris Sable (PC)	16	116	7.3
1985-86	Doris Sable (PC)	16	101	6.3
1984-85	Lynn Tighe (VU)	16	108	6.8
1983-84	Janet Roos (STI)	7	57	8.1
1982-83	Janet Roos (STI)	8	48	6.0
1982-83	Janet Roos (STI)	8	48	6.0



Villanova's Lynn Tighe was the first BIG EAST player to eclipse the century mark for assists in one season with her 108 dishes in 1984-85.



Doris Sable was the BIG EAST's assists leader in both 1985-86 and 1986-87, leading the Friars to the regular-season title in '86.



Dana Wynne led the BIG EAST in rebounding for three consecutive seasons and remains the league's all-time caroms record holder.

# Annual Team Stat Leaders

## BIG EAST CONFERENCE GAMES

### TEAM SCORING

	G	FG	3FG	FT	PTS	AVG	
2018-19	Marquette	18	536	142	280	1494	83.0
2017-18	Marquette	18	543	110	245	1441	80.1
2016-17	Marquette	18	544	131	221	1440	80.0
2015-16	DePaul	18	566	152	164	1448	80.4
2014-15	DePaul	18	595	199	180	1569	87.2
2013-14	DePaul	18	468	162	254	1510	83.9
2012-13	Connecticut	16	482	134	200	1298	81.1
2011-12	Notre Dame	16	440	68	284	1250	78.1
2010-11	Connecticut	16	438	96	224	1196	74.8
2009-10	Connecticut	16	483	92	240	1298	81.1
2008-09	Connecticut	16	453	125	264	1295	80.9
2007-08	Connecticut	16	494	127	320	1306	81.6
2006-07	Connecticut	16	476	77	223	1252	78.2
2005-06	Connecticut	16	435	105	191	1166	72.9
2004-05	Connecticut	16	284	87	198	1133	70.8
2003-04	Connecticut	16	441	116	210	1208	75.5
2002-03	Connecticut	16	421	94	263	1199	74.9
2001-02	Connecticut	16	516	99	259	1390	86.9
2000-01	Connecticut	16	510	121	219	1360	85.0
1999-00	Connecticut	16	510	85	237	1342	83.9
1998-99	Connecticut	18	592	97	359	1640	91.1
1997-98	Connecticut	18	558	74	333	1551	86.2
1996-97	Connecticut	18	565	54	316	1500	83.3
1995-96	Connecticut	18	562	70	292	1486	82.6
1994-95	Connecticut	18	601	92	311	1605	89.2
1993-94	Providence	18	483	121	356	1443	80.2
1992-93	Georgetown	18	532	66	291	1421	78.9
1991-92	Providence	18	542	89	371	1544	85.8
1990-91	Providence	16	555	93	324	1527	95.4
1989-90	Providence	16	483	85	305	1356	84.8
1988-89	Providence	16	458	74	336	1326	82.9
1987-88	Providence	16	453	54	285	1245	77.8
1986-87	Providence	16	488	0	306	1282	80.1
1985-86	Providence	16	517	0	338	1372	85.8
1984-85	Pittsburgh	16	456	0	223	1135	70.9
1983-84	Providence	8	231	0	114	604	75.5
1982-83	Pittsburgh	8	225	0	120	570	71.3

### TEAM SCORING MARGIN

	G	PTS	OPP AVG	OPP PTS	AVG	MARG	
2018-19	Marquette	18	1494	83.0	1108	61.6	21.4
2017-18	DePaul	18	1408	66.6	1198	78.2	11.7
2016-17	DePaul	18	1419	78.8	1138	78.8	15.6
2015-16	DePaul	18	1448	80.4	1125	62.5	17.9
2014-15	DePaul	18	1569	87.2	1250	69.4	17.7
2013-14	DePaul	18	1510	83.9	1254	69.7	14.2
2012-13	Connecticut	16	1298	81.1	819	51.2	29.9
2011-12	Connecticut	16	1212	75.8	781	48.8	26.9
2010-11	Connecticut	16	1196	74.8	815	50.9	23.8
2009-10	Connecticut	16	1298	81.1	764	47.8	33.4
2008-09	Connecticut	16	1295	80.9	839	52.4	28.5
2007-08	Connecticut	16	1306	81.6	878	54.9	26.8
2006-07	Connecticut	16	1252	78.2	854	53.4	24.9
2005-06	Connecticut	16	1166	72.9	890	55.6	17.2
2004-05	Connecticut	16	1133	70.8	775	48.4	22.4
2003-04	Connecticut	16	1208	75.5	861	53.8	21.7
2002-03	Connecticut	16	1199	74.9	864	54.0	20.9
2001-02	Connecticut	16	1390	86.9	765	47.8	39.1
2000-01	Connecticut	16	1360	85.0	794	49.6	35.4
1999-00	Connecticut	16	1342	83.9	770	48.1	35.8
1998-99	Connecticut	18	1640	91.1	1019	56.6	34.5
1997-98	Connecticut	18	1551	86.2	1033	57.4	28.8
1996-97	Connecticut	18	1500	83.3	985	54.7	28.6
1995-96	Connecticut	18	1486	82.6	1000	55.6	27.0
1994-95	Connecticut	18	1605	89.2	975	54.2	35.0
1993-94	Connecticut	18	1419	78.8	1058	58.8	20.1
1992-93	Connecticut	18	1248	69.3	1068	59.3	10.0
1991-92	Miami	18	1407	78.2	1096	60.9	17.3
1990-91	Connecticut	16	1235	77.2	953	59.6	17.6
1989-90	Connecticut	16	1160	72.5	953	59.6	12.9
1988-89	Connecticut	15	1040	69.3	896	59.7	9.6
1987-88	Syracuse	16	1126	70.4	1023	63.9	6.4
1986-87	Villanova	16	1208	75.5	936	58.5	17.0
1985-86	Providence	16	1372	85.8	1057	66.1	19.7
1984-85	Boston College	16	1025	64.1	901	56.3	7.8
1983-84	St. John's	8	597	74.6	515	64.3	10.3
1982-83	Providence	8	560	70.0	471	58.8	11.2

### TEAM REBOUNDING

	G	REB	AVG	
2018-19	Marquette	18	788	43.8
2017-18	DePaul	18	716	39.8
2016-17	DePaul	18	799	44.4
2015-16	Georgetown	18	769	42.7
2014-15	Georgetown	18	772	42.9
2013-14	Marquette	18	782	43.4
2012-13	Connecticut	16	725	45.3
2011-12	Notre Dame	16	653	40.8
	West Virginia	16	653	40.8
2010-11	Syracuse	16	657	41.1
2009-10	Syracuse	16	683	42.7
2008-09	Connecticut	16	674	42.1
2007-08	Connecticut	16	711	44.4
2006-07	Louisville	16	702	43.9
2005-06	Pittsburgh	16	666	41.6
2004-05	Connecticut	16	649	40.6
2003-04	Connecticut	16	639	39.9
2002-03	Connecticut	16	686	42.9
2001-02	Connecticut	16	679	42.4
2000-01	Connecticut	16	718	44.9
1999-00	Notre Dame	16	680	42.5
1998-99	Connecticut	18	814	45.2
1997-98	Syracuse	18	781	43.4
1996-97	Connecticut	18	854	47.4
1995-96	Syracuse	18	800	44.4
1994-95	Connecticut	18	942	52.3
1993-94	Seton Hall	18	849	47.2
1992-93	Providence	18	849	47.2
1991-92	Georgetown	18	770	42.8
1990-91	Georgetown	16	715	44.7
1989-90	Providence	16	686	42.9
1988-89	Syracuse	15	629	41.9
1987-88	Providence	16	701	43.8
1986-87	Providence	16	663	41.4
1985-86	Syracuse	16	631	39.4
1984-85	Boston College	16	610	38.1
1983-84	Syracuse	8	358	44.8
1982-83	Syracuse	8	334	41.8

### TEAM REBOUNDING MARGIN

	G	RBS	AVG	OPP RBS	OPP AVG	MARG	
2018-19	Marquette	18	788	43.8	549	30.5	13.3
2017-18	Marquette	18	709	39.4	584	32.4	6.9
2016-17	DePaul	18	799	44.4	621	34.5	9.9
2015-16	DePaul	18	712	39.6	606	33.7	5.9
2014-15	Creighton	18	712	39.6	628	34.9	4.7
2013-14	Marquette	18	782	43.4	547	30.4	13.1
2012-13	Connecticut	16	725	45.3	536	33.5	11.8
2011-12	Notre Dame	16	653	40.8	473	29.6	11.2
2010-11	Connecticut	16	644	40.2	466	29.1	11.1
2009-10	Connecticut	16	686	42.9	513	32.1	10.8
2008-09	Connecticut	16	674	42.1	549	34.3	7.8
2007-08	Connecticut	16	711	44.4	533	33.3	11.1
2006-07	Connecticut	16	682	42.6	547	34.2	8.4
2005-06	Pittsburgh	16	666	41.6	570	35.6	6.0
2004-05	Boston College	16	593	37.1	469	29.3	7.8
2003-04	Connecticut	16	639	39.9	465	29.1	10.9
2002-03	Connecticut	16	686	42.9	491	30.7	12.2
2001-02	Connecticut	16	679	42.4	448	28.0	14.4
2000-01	Connecticut	16	718	44.9	504	31.5	13.4
1999-00	Notre Dame	16	680	42.5	534	33.4	9.1
1998-99	Connecticut	18	814	45.2	532	29.6	15.7
1997-98	Connecticut	18	761	42.3	613	34.1	8.2
1996-97	Connecticut	18	854	47.4	609	33.8	13.6
1995-96	Syracuse	18	800	44.4	647	35.9	8.5
1994-95	Connecticut	18	942	52.3	702	39.0	13.3
1993-94	Seton Hall	18	849	47.2	647	35.9	11.2
1992-93	Connecticut	18	770	42.8	617	34.3	8.5
1991-92	Miami	18	736	40.9	606	33.7	7.2
1990-91	Connecticut	16	668	41.8	554	34.6	7.2
1989-90	Syracuse	16	636	39.8	516	32.3	7.5
1988-89	Syracuse	15	629	41.9	473	31.5	10.4
1987-88	Connecticut	16	587	36.7	504	31.5	5.2
1986-87	Providence	16	663	41.4	586	37.0	4.4
1985-86	Syracuse	16	631	39.4	528	33.0	6.4
1984-85	Boston College	16	610	38.1	484	30.3	7.8
1983-84	Seton Hall	8	338	42.3	271	33.9	8.4
1982-83	Syracuse	8	334	41.8	292	36.5	5.3



# Annual Team Stat Leaders

## BIG EAST CONFERENCE GAMES

### TEAM FIELD GOAL PERCENTAGE

		G	FGM	FGA	PCT
2018-19	Marquette	18	536	1145	.468
2017-18	Marquette	18	543	1181	.460
2016-17	Marquette	18	544	1178	.462
2015-16	DePaul	18	566	1205	.470
2014-15	St. John's	18	457	1045	.437
2013-14	DePaul	18	547	1191	.459
2012-13	Connecticut	16	482	1015	.475
2011-12	Connecticut	16	440	917	.480
	Notre Dame	16	449	936	.480
2010-11	Connecticut	16	438	864	.507
2009-10	Connecticut	16	483	942	.513
2008-09	Connecticut	16	453	954	.475
2007-08	Connecticut	16	494	1003	.493
2006-07	Connecticut	16	476	982	.485
2005-06	Connecticut	16	435	909	.479
2004-05	Boston College	16	381	811	.470
2003-04	Connecticut	16	441	901	.489
2002-03	Boston College	16	437	909	.481
2001-02	Connecticut	16	516	980	.527
2000-01	Connecticut	16	510	1031	.495
1999-00	Connecticut	16	510	940	.543
1998-99	Connecticut	18	592	1130	.524
1997-98	Connecticut	18	558	1099	.508
1996-97	Connecticut	18	565	1141	.495
1995-96	Connecticut	18	562	1106	.508
1994-95	Connecticut	18	601	1214	.495
1993-94	Connecticut	18	520	1043	.499
1992-93	Connecticut	18	456	985	.463
1991-92	Miami	18	558	1181	.472
1990-91	Connecticut	16	479	986	.486
1989-90	Boston College	16	420	877	.479
1988-89	Connecticut	15	388	826	.470
1987-88	Connecticut	16	411	833	.493
1986-87	Villanova	16	533	951	.560
1985-86	Villanova	16	466	923	.505
1984-85	Villanova	16	492	967	.509
1983-84	Providence	8	231	486	.475
1982-83	St. John's	8	102	221	.489

### TEAM 3-PT FIELD GOAL PERCENTAGE

		G	3FG	3FGA	PCT
2018-19	Marquette	18	142	377	.377
2017-18	Providence	18	97	262	.370
2016-17	Providence	18	113	315	.359
2015-16	Creighton	18	135	382	.353
2014-15	DePaul	18	199	541	.368
2013-14	DePaul	18	162	421	.385
2012-13	Connecticut	16	134	377	.355
2011-12	Connecticut	16	117	315	.371
2010-11	Connecticut	16	96	242	.397
2009-10	St. John's	16	64	155	.413
2008-09	Connecticut	16	125	327	.382
2007-08	West Virginia	16	127	321	.396
2006-07	Rutgers	16	91	238	.382
2005-06	Rutgers	16	55	135	.407
2004-05	Boston College	16	62	157	.395
2003-04	Connecticut	16	116	302	.384
2002-03	Boston College	16	71	170	.418
2001-02	Connecticut	16	99	243	.407
2000-01	Notre Dame	16	64	161	.398
1999-00	Boston College	16	76	190	.400
1998-99	Notre Dame	18	113	281	.402
1997-98	Boston College	18	83	192	.432
1996-97	Notre Dame	18	83	229	.362
1995-96	Notre Dame	18	81	202	.401
1994-95	Connecticut	18	92	234	.393
1993-94	Seton Hall	18	44	98	.449
1992-93	Connecticut	18	107	281	.381
1991-92	Connecticut	18	94	220	.427
1990-91	Seton Hall	16	65	156	.417
1989-90	Connecticut	16	97	234	.415
1988-89	Connecticut	15	68	157	.433
1987-88	St. John's	16	24	58	.414

### TEAM FREE THROW PERCENTAGE

		G	FTM	FTA	PCT
2018-19	DePaul	18	248	320	.775
2017-18	Creighton	18	184	246	.748
2016-17	Villanova	18	167	222	.752
2015-16	Villanova	18	172	219	.785
2014-15	Creighton	18	193	248	.778
2013-14	Marquette	18	323	428	.755
2012-13	Notre Dame	16	280	353	.793
2011-12	Notre Dame	16	284	352	.807
2010-11	Villanova	16	104	131	.794
2009-10	Georgetown	16	221	289	.765
2008-09	Villanova	16	153	188	.814
2007-08	Notre Dame	16	320	411	.779
2006-07	DePaul	16	166	215	.772
2005-06	Connecticut	16	191	255	.749
2004-05	Boston College	16	208	273	.762
2003-04	Boston College	16	262	342	.766
2002-03	Villanova	16	147	190	.774
2001-02	Connecticut	16	259	351	.738
2000-01	Villanova	16	183	237	.772
1999-00	Boston College	16	207	273	.758
1998-99	Georgetown	18	228	301	.757
1997-98	Boston College	18	293	383	.765
1996-97	St. John's	18	172	232	.741
1995-96	Villanova	18	214	306	.699
1994-95	Providence	18	313	443	.707
1993-94	Connecticut	18	306	423	.723
1992-93	Boston College	18	283	391	.724
1991-92	Syracuse	18	196	253	.775
1990-91	Connecticut	16	210	279	.753
1989-90	Villanova	16	143	186	.769
1988-89	Providence	16	336	434	.774
1987-88	Villanova	16	222	300	.740
1986-87	Seton Hall	16	199	253	.787
1985-86	Providence	16	338	478	.707
1984-85	St. John's	16	232	310	.748
1983-84	St. John's	8	123	166	.741
1982-83	Georgetown	8	84	114	.737

### TEAM ASSISTS

		G	AST	AVG
2018-19	DePaul	18	323	17.9
2017-18	DePaul	18	356	19.8
2016-17	DePaul	18	325	18.1
2015-16	DePaul	18	369	20.5
2014-15	DePaul	18	362	20.1
2013-14	DePaul	18	347	19.3
2012-13	Connecticut	16	333	20.8
2011-12	Connecticut	16	301	18.8
2010-11	Connecticut	16	297	18.6
2009-10	Connecticut	16	310	19.38
2008-09	Connecticut	16	284	17.75
2007-08	Connecticut	16	329	20.56
2006-07	Connecticut	16	269	16.81
2005-06	DePaul	16	297	18.56
2004-05	Boston College	16	294	18.38
2003-04	Connecticut	16	307	19.2
2002-03	Boston College	16	303	18.9
2001-02	Connecticut	16	338	21.1
2000-01	Connecticut	16	353	22.1
1999-00	Connecticut	16	341	21.3
1998-99	Connecticut	18	345	19.2
1997-98	Connecticut	18	372	20.7
1996-97	Notre Dame	18	351	19.5
1995-96	Connecticut	18	319	17.7
1994-95	Connecticut	18	398	22.1
1993-94	Connecticut	18	349	19.4
1992-93	Villanova	18	270	15.0
1991-92	Miami	18	310	17.2
1990-91	St. John's	16	296	18.5
1989-90	Connecticut	16	249	18.3
1988-89	Boston College	16	298	18.6
1987-88	Villanova	16	297	18.6
1986-87	Villanova	16	413	25.8
1985-86	Villanova	16	338	21.1
1984-85	Villanova	16	355	22.2
1983-84	St. John's	8	159	19.9
1982-83	St. John's	8	139	17.4

### TEAM FIELD GOAL PERCENTAGE DEFENSE

		G	OPP FG%
2018-19	Marquette	18	.381
2017-18	St. John's	18	.399
2016-17	Creighton	18	.371
2015-16	Georgetown	18	.377
2014-15	Seton Hall	18	.375
2013-14	St. John's	18	.387
2012-13	Connecticut	16	.315
2011-12	Connecticut	16	.312
2010-11	Connecticut	16	.325
2009-10	Connecticut	16	.301
2008-09	Connecticut	16	.324
2007-08	Connecticut	16	.334
2006-07	Connecticut	16	.337
2005-06	Rutgers	16	.354
2004-05	Connecticut	16	.325
2003-04	Connecticut	16	.360
2002-03	Connecticut	16	.340
2001-02	Connecticut	16	.328
2000-01	Connecticut	16	.317
1999-00	Connecticut	16	.312
1998-99	Rutgers	18	.352
1997-98	Connecticut	18	.348
1996-97	Connecticut	18	.332
1995-96	Connecticut	18	.339
1994-95	Connecticut	18	.304
1993-94	Connecticut	18	.336
1992-93	Connecticut	18	.370
1991-92	Connecticut	18	.398
1990-91	Connecticut	16	.369
1989-90	Connecticut	16	.374
1988-89	Villanova	16	.376
1987-88	Villanova	16	.399
1986-87	Villanova	16	.402
1985-86	Villanova	16	.411
1984-85	Boston College	16	.408
1983-84	Villanova	8	.402
1982-83	Villanova	8	.402

### TEAM SCORING DEFENSE

		G	OPP PPG
2018-19	Butler	18	61.4
2017-18	St. John's	18	59.8
2016-17	Creighton	18	56.9
2015-16	Villanova	18	57.2
2014-15	Villanova	18	56.6
2013-14	Villanova	18	59.0
2012-13	Connecticut	16	51.2
2011-12	Connecticut	16	48.8
2010-11	Connecticut	16	50.9
2009-10	Connecticut	16	47.8
2008-09	Connecticut	16	52.4
2007-08	Rutgers	16	53.5
2006-07	Rutgers	16	50.2
2005-06	Rutgers	16	49.8
2004-05	Rutgers	16	48.4
2003-04	Villanova	16	52.0
2002-03	Villanova	16	52.9
2001-02	Connecticut	16	47.8
2000-01	Connecticut	16	49.6
1999-00	Connecticut	16	48.1
1998-99	Rutgers	18	53.7
1997-98	Villanova	18	56.8
1996-97	Connecticut	18	54.7
1995-96	Connecticut	18	55.6
1994-95	Connecticut	18	54.2
1993-94	Seton Hall	18	58.2
1992-93	Connecticut	18	59.3
1991-92	Miami	18	60.9
1990-91	Connecticut	16	59.6
1989-90	Connecticut	16	59.6
1988-89	Villanova	16	58.1
1987-88	Boston College	16	61.2
1986-87	Villanova	16	58.5
1985-86	Villanova	16	59.4
1984-85	Boston College	16	56.3
1983-84	Boston College	8	63.8
1982-83	Providence	8	58.8

### TEAM 3-PT FIELD GOAL PERCENTAGE DEFENSE

		G	OPP 3-PT FG%
2018-19	Marquette	18	.283
2017-18	Villanova	18	.307
2016-17	St. John's	18	.275
2015-16	DePaul	18	.272
2014-15	Xavier	18	.299
2013-14	St. John's	18	.278
2012-13	Connecticut	16	.249
2011-12	Notre Dame	16	.244
2010-11	Providence	16	.275
2009-10	Connecticut	16	.235
2008-09	Villanova	16	.262
2007-08	Connecticut	16	.293
2006-07	Connecticut	16	.242
2005-06	Connecticut	16	.266
2004-05	Connecticut	16	.281
2003-04	Notre Dame	16	.230
2002-03	Villanova	16	.255
2001-02	Boston College	16	.272

# Honor Roll

## The Players

### Associated Press National Player of the Year

2010-11 Maya Moore, Connecticut  
 2009-10 Tina Charles, Connecticut  
 2008-09 Maya Moore, Connecticut  
 2002-03 Diana Taurasi, Connecticut  
 2001-02 Sue Bird, Connecticut  
 2000-01 Ruth Riley, Notre Dame  
 1996-97 Kara Wolters, Connecticut  
 1995-96 Jennifer Rizzotti, Connecticut  
 1994-95 Rebecca Lobo, Connecticut

### WBCA National Player of the Year (Margaret Wade Trophy)

2010-11 Maya Moore, Connecticut  
 2009-10 Maya Moore, Connecticut  
 2008-09 Maya Moore, Connecticut  
 2002-03 Diana Taurasi, Connecticut  
 2001-02 Sue Bird, Connecticut  
 1995-96 Jennifer Rizzotti, Connecticut  
 1994-95 Rebecca Lobo, Connecticut  
 1986-87 Shelly Pennefather, Villanova

### USBWA National Player of the Year

2010-11 Maya Moore, Connecticut  
 2009-10 Tina Charles, Connecticut  
 2008-09 Maya Moore, Connecticut  
 2002-03 Diana Taurasi, Connecticut  
 2001-02 Sue Bird, Connecticut  
 2000-01 Ruth Riley, Notre Dame  
 1994-95 Rebecca Lobo, Connecticut

### Naismith National Player of the Year

2010-11 Maya Moore, Connecticut  
 2009-10 Tina Charles, Connecticut  
 2008-09 Maya Moore, Connecticut  
 2003-04 Diana Taurasi, Connecticut  
 2002-03 Diana Taurasi, Connecticut  
 2001-02 Sue Bird, Connecticut  
 2000-01 Ruth Riley, Notre Dame  
 1994-95 Rebecca Lobo, Connecticut

### Francis Pomeroy Naismith Award

2008-09 Renee Montgomery, Connecticut  
 2005-06 Megan Duffy, Notre Dame  
 2000-01 Niele Ivey, Notre Dame  
 1995-96 Jennifer Rizzotti, Connecticut  
 1990-91 Shanya Evans, Providence

### Nancy Lieberman Award

2012-13 Skylar Diggins, Notre Dame  
 2011-12 Skylar Diggins, Notre Dame  
 2008-09 Renee Montgomery, Connecticut  
 2003-04 Diana Taurasi, Connecticut  
 2002-03 Diana Taurasi, Connecticut  
 2001-02 Sue Bird, Connecticut  
 2000-01 Sue Bird, Connecticut  
 1999-00 Sue Bird, Connecticut

### John R. Wooden Award

2010-11 Maya Moore, Connecticut  
 2009-10 Tina Charles, Connecticut  
 2008-09 Maya Moore, Connecticut

### Sports Illustrated Player of the Year

2000-01 Ruth Riley, Notre Dame  
 1991-92 Frances Savage, Miami

### Sports Illustrated Newcomer of the Year

1998-99 Tamika Williams, Connecticut

### Sporting News National Freshman of the Year

1998-99 Tamika Williams, Connecticut  
 1996-97 Shea Ralph, Connecticut

### USBWA National Freshman of the Year

2012-13 Jewell Loyd, Notre Dame  
 2007-08 Maya Moore, Connecticut  
 2006-07 Tina Charles, Connecticut  
 2001-02 Jacqueline Batteast, Notre Dame  
 1996-97 Shea Ralph, Connecticut

### Honda Award, Women's Basketball

2010-11 Maya Moore, Connecticut  
 2009-10 Maya Moore, Connecticut  
 2003-04 Diana Taurasi, Connecticut  
 2002-03 Diana Taurasi, Connecticut  
 2001-02 Sue Bird, Connecticut  
 1999-00 Shea Ralph, Connecticut  
 1995-96 Jennifer Rizzotti, Connecticut  
 1994-95 Rebecca Lobo, Connecticut

### Rhodes Scholar

2013 Jessica Wamala, Villanova  
 1992 Julie Mikuta, Georgetown

### CoSida Academic All-America National Team Member of the Year

2000-01 Ruth Riley, Notre Dame  
 Rebecca Lobo, Connecticut

### CoSida Academic All-America Women's Basketball Team Member of the Year

2010-11 Maya Moore, Connecticut  
 2009-10 Maya Moore, Connecticut  
 2000-01 Ruth Riley, Notre Dame  
 1995-96 Jennifer Rizzotti, Connecticut (shared)  
 1994-95 Rebecca Lobo, Connecticut

### USBWA Scholar-Athlete of the Year

1999-00 Ruth Riley, Notre Dame  
 1994-95 Rebecca Lobo, Connecticut  
 1993-94 Rebecca Lobo, Connecticut

### NCAA Post-Graduate Scholarship

2000-01 Ruth Riley, Notre Dame  
 1999-00 Cal Bouchard, Boston College  
 1995-96 Jennifer Rizzotti, Connecticut  
 1994-95 Dawn Johnson, Seton Hall  
 Rebecca Lobo, Connecticut  
 1991-92 Wendy Davis, Connecticut  
 Tonya Alleyne, Seton Hall  
 Leigh Curl, Connecticut

### NCAA Today's Top VIII Award

2002 Ruth Riley, Notre Dame  
 1996 Rebecca Lobo, Connecticut

### WBCA All-America First Team

2012-13 Skylar Diggins, Notre Dame  
 Stefanie Dolson, Connecticut  
 Kayla McBride, Notre Dame  
 Kaleena Mosqueda-Lewis, Connecticut

2011-12 Skylar Diggins, Notre Dame  
 Bria Hartley, Connecticut

2010-11 Maya Moore, Connecticut  
 Skylar Diggins, Notre Dame

2009-10 Tina Charles, Connecticut  
 Maya Moore, Connecticut

2008-09 Tina Charles, Connecticut  
 Angel McCoughtry, Louisville  
 Maya Moore, Connecticut  
 Renee Montgomery, Connecticut

2007-08 Maya Moore, Connecticut  
 Renee Montgomery, Connecticut  
 Angel McCoughtry, Louisville

2006-07 Angel McCoughtry, Louisville  
 2005-06 Cappie Pondexter, Rutgers

2004-05 Jacqueline Batteast, Notre Dame  
 2003-04 Diana Taurasi, Connecticut

2002-03 Diana Taurasi, Connecticut  
 Sue Bird, Connecticut

2000-01 Svetlana Abrosimova, Connecticut  
 Ruth Riley, Notre Dame

1999-00 Svetlana Abrosimova, Connecticut  
 Shea Ralph, Connecticut

1998-99 Svetlana Abrosimova, Connecticut  
 1997-98 Nykesha Sales, Connecticut

1996-97 Nykesha Sales, Connecticut  
 Kara Wolters, Connecticut

1995-96 Jennifer Rizzotti, Connecticut  
 1994-95 Rebecca Lobo, Connecticut

Jennifer Rizzotti, Connecticut  
 1993-94 Rebecca Lobo, Connecticut

Frances Savage, Miami  
 1990-91 Kerry Bascom, Connecticut

1986-87 Shelly Pennefather, Villanova





# Honor Roll

## WBCA All-America Honorable Mention

- 2018-19 Natissha Hiedman, Marquette  
Allazia Blockton, Marquette  
Mart'e Grays, DePaul
- 2017-18 Allazia Blockton, Marquette
- 2016-17 Allazia Blockton, Marquette  
Brooke Schulte, DePaul  
Jessica January, DePaul
- 2015-16 Chanise Jenkins, DePaul  
Danaejah Grant, St. John's
- 2014-15 Aliyyah Handford, St. John's  
Brittany Hrynko, DePaul  
Ka-Deidre Simmons, Seton Hall  
Ka-Deidre Simmons, Seton Hall
- 2013-14 Aliyyah Handford, St. John's  
Brittany Hrynko, DePaul  
Marissa Janning, Creighton  
Jasmine Penny, DePaul  
Katherine Plouffe, Marquette
- 2012-13 Natalie Achonwa, Notre Dame  
Anna Martin, DePaul  
Nadirah McKeith, St. John's  
Sugar Rodgers, Georgetown  
Shoni Schimmel, Louisville  
Shennika Smith, St. John's
- 2011-12 Sugar Rodgers, Georgetown  
Tiffany Hayes, Connecticut  
Anna Martin, DePaul  
Nadirah McKeith, St. John's  
Natalie Novosel, Notre Dame  
Devereaux Peters, Notre Dame  
Shoni Schimmel, Louisville  
Shenneika Smith, St. John's
- 2010-11 Sugar Rodgers, Georgetown  
Keisha Hampton, DePaul  
Tiffany Hayes, Connecticut  
Natalie Novosel, Notre Dame  
Devereaux Peters, Notre Dame  
Sam Quigley, DePaul  
Liz Repella, West Virginia  
Angel Robinson, Marquette
- 2009-10 Kalana Green, Connecticut  
Skylar Diggins, Notre Dame  
Lindsay Schrader, Notre Dame  
Da'Shena Stevens, St. John's
- 2008-09 Deirdre Naughton, DePaul  
Epiphanny Prince, Rutgers  
Kia Vaughn, Rutgers  
Natasha Williams, DePaul  
Shavonte Zellous, Pittsburgh
- 2007-08 Tina Charles, Connecticut  
Epiphanny Prince, Rutgers  
Matee Ajavon, Rutgers  
Essence Carson, Rutgers  
Olayinka Sanni, West Virginia  
Mercedes Walker, Pittsburgh
- 2005-06 Megan Duffy, Notre Dame  
Ann Strother, Connecticut  
Barbara Turner, Connecticut  
Khara Smith, DePaul
- 2003-04 Jacqueline Batteast, Notre Dame  
Rebekkah Brunson, Georgetown  
Amber Jacobs, Boston College  
Cappie Pondexter, Rutgers
- 2002-03 Becky Gottstein, Boston College  
Tamara James, Miami  
Trish Juhline, Villanova

- Cappie Pondexter, Rutgers  
Jacqueline Batteast, Notre Dame  
Brienne Stepherson, Boston College
- 2000-01 Sue Bird, Connecticut  
Shea Ralph, Connecticut  
Tasha Pointer, Rutgers
- 1999-00 Cal Bouchard, Boston College  
Ruth Riley, Notre Dame  
Tasha Pointer, Rutgers  
Shawnetta Stewart, Rutgers
- 1998-99 Ruth Riley, Notre Dame
- 1997-98 Octavia Blue, Miami
- 1996-97 Katryna Gaither, Notre Dame  
Nadine Malcolm, Providence  
Beth Morgan, Notre Dame  
Dana Wynne, Seton Hall
- 1995-96 Kara Wolters, Connecticut  
Nykesha Sales, Connecticut  
Nadine Malcolm, Providence  
Katryna Gaither, Notre Dame  
Beth Morgan, Notre Dame  
Dana Wynne, Seton Hall
- 1994-95 Dana Wynne, Seton Hall  
Kara Wolters, Connecticut
- 1993-94 Kerry Curran, Boston College  
Stefanie Goettsche, Providence  
Jodi Brooks, Seton Hall  
Jonna Huemrich, Pittsburgh
- 1992-93 Sarah Behn, Boston College  
Rebecca Lobo, Connecticut  
Vicki Plowden, Miami
- 1991-92 Sarah Behn, Boston College  
Wendy Davis, Connecticut  
Lucie Fontanella, Providence  
Tracy Lis, Providence  
Rebecca Lobo, Connecticut  
Frances Savage, Miami

## Kodak All-District (District)

- 1990-91 Cozette Ballentine, St. John's (2)  
Kerry Bascom, Connecticut (1)  
Sarah Behn, Boston College (1)  
Lorri Johnson, Pittsburgh (2)  
Tracy Lis, Providence (1)  
Laura Lishness, Connecticut (1)
- 1989-90 Kerry Bascom, Connecticut (1)  
Sarah Behn, Boston College (1)  
Andrea Mangum, Providence (1)  
Dottie VanGheem, Providence (1)
- 1988-89 Kerry Bascom, Connecticut (1)  
Andrea Mangum, Providence (1)  
Geraldine Santilius, Seton Hall (2)
- 1987-88 Sue Ludwig, Syracuse (1)  
Renee Najarian, Connecticut (1)  
Ann Odoj, Boston College (1)
- 1986-87 Mary Burke, Providence (1)  
Felisha Legette, Syracuse (1)  
Shelly Pennefather, Villanova (2)  
Doris Sable, Providence (1)
- 1985-86 Britt King, Providence (1)  
Shelly Pennefather, Villanova (2)  
Peggy Walsh, Connecticut (1)
- 1984-85 Jennifer Bruce, Pittsburgh (2)  
Nancy Bernhardt, Villanova (2)  
Kathy Finn, Providence (1)  
Kathy Finn, Providence (1)  
Kerry Phayre, Providence (1)

## Associated Press All-America Team

- 2018-19 Natissha Hiedman, Marquette (Honorable Mention)
- 2016-17 Brooke Schulte, DePaul (Honorable Mention)
- 2015-16 Chanise Jenkins, DePaul (Honorable Mention)
- 2014-15 Brittany Hrynko, DePaul (Honorable Mention)  
Ka-Deidre Simmons, Seton Hall (Honorable Mention)
- 2013-14 Britatny Hrynko, DePaul (Honorable Mention)
- 2012-13 Skylar Diggins, Notre Dame (First Team)  
Kaleena Mosqueda-Lewis, Connecticut (Second Team)  
Stefanie Dolson, Connecticut (Third Team)  
Kayla McBride, Notre Dame (Third Team)  
Natalie Achonwa, Notre Dame (Honorable Mention)  
Kayla Alexander, Syracuse (Honorable Mention)  
Kelly Faris, Connecticut (Honorable Mention)  
Sugar Rodgers, Georgetown (Honorable Mention)  
Andrea Smith, USF (Honorable Mention)
- 2011-12 Skylar Diggins, Notre Dame (First Team)  
Tiffany Hayes, Connecticut (Third Team)
- 2010-11 Maya Moore, Connecticut (First Team)  
Tiffany Hayes, Connecticut (Honorable Mention)  
Keisha Hampton, DePaul (Honorable Mention)  
Deirdre Naughton, DePaul (Honorable Mention)  
Sugar Rodgers, Georgetown (Honorable Mention)  
Skylar Diggins, Notre Dame (Third Team)
- 2009-10 Tina Charles, Connecticut (First Team)  
Maya Moore, Connecticut (First Team)  
Kalana Green, Connecticut (Honorable Mention)  
Sugar Rodgers, Georgetown (Honorable Mention)  
Skylar Diggins, Notre Dame (Honorable Mention)  
Lindsay Schrader, Notre Dame (Honorable Mention)  
Da'Shena Stevens, St. John's (Honorable Mention)  
Nicole Michael, Syracuse (Honorable Mention)
- 2008-09 Angel McCoughtry, Louisville (First Team)  
Maya Moore, Connecticut (First Team)  
Renee Montgomery, Connecticut (First Team)  
Tina Charles, Connecticut (Second Team)  
Epiphanny Prince, Rutgers (Third Team)  
Shavonte Zellous, Pittsburgh (Third Team)  
Laura Kurz, Villanova (Honorable Mention)  
Deirdre Naughton, DePaul (Honorable Mention)
- 2007-08 Maya Moore, Connecticut (First Team)  
Angel McCoughtry, Louisville (Second Team)  
Renee Montgomery, Connecticut (Third Team)  
Tina Charles, Connecticut (Third Team)  
Epiphanny Prince, Rutgers (Third Team)  
Charde Houston, Connecticut (Honorable Mention)  
Charel Allen, Notre Dame (Honorable Mention)  
Matee Ajavon, Rutgers (Honorable Mention)  
Essence Carson, Rutgers (Honorable Mention)  
Allie Quigley, DePaul (Honorable Mention)  
Olayinka Sanni, West Virginia (Honorable Mention)  
Mercedes Walker, Pittsburgh (Honorable Mention)
- 2006-07 Angel McCoughtry, Louisville (Second Team)  
Matee Ajavon, Rutgers (Honorable Mention)  
Tina Charles, Connecticut (Honorable Mention)  
Krystal Ellis, Marquette (Honorable Mention)  
Charde Houston, Connecticut (Honorable Mention)  
Mercedes Walker, Connecticut (Honorable Mention)
- 2005-06 Cappie Pondexter, Rutgers (First Team)  
Khara Smith, DePaul (Third Team)
- 2004-05 Jacqueline Batteast, Notre Dame (Third Team)  
Jessalyn Deveny, Boston College (Honorable Mention)  
Megan Duffy, Notre Dame (Honorable Mention)  
Yolanda Paige, West Virginia (Honorable Mention)  
Cappie Pondexter, Rutgers (Honorable Mention)  
Ann Strother, Connecticut (Honorable Mention)  
Barbara Turner, Connecticut (Honorable Mention)

# Honor Roll

- 2003-04 Diana Taurasi, Connecticut (First Team)  
Cappie Pondexter, Rutgers (Third Team)  
Jacqueline Batteast, Notre Dame (Honorable Mention)  
Rebekkah Brunson, Georgetown (Honorable Mention)  
Amber Jacobs, Boston College (Honorable Mention)
- 2002-03 Diana Taurasi, Connecticut (First Team)  
Tamara James, Miami (Honorable Mention)  
Trish Juhline, Villanova (Honorable Mention)  
Cappie Pondexter, Rutgers (Honorable Mention)  
Sue Bird, Connecticut (First Team)  
Swin Cash, Connecticut (First Team)  
Asjha Jones, Connecticut (Third Team)  
Alicia Ratay, Notre Dame (Honorable Mention)  
Tamika Williams, Connecticut (Honorable Mention)
- 2000-01 Ruth Riley, Notre Dame (First Team)  
Svetlana Abrosimova, Connecticut (Second Team)  
Sue Bird, Connecticut (Third Team)  
Niele Ivey, Notre Dame (Third Team)  
Swin Cash, Connecticut (Honorable Mention)  
Tasha Pointer, Rutgers (Honorable Mention)  
Shea Ralph, Connecticut (Honorable Mention)
- 1999-00 Svetlana Abrosimova, Connecticut (First Team)  
Shea Ralph, Connecticut (First Team)  
Ruth Riley, Notre Dame (First Team)  
Sue Bird, Connecticut (Honorable Mention)  
Tasha Pointer, Rutgers (Honorable Mention)  
Alicia Ratay, Notre Dame (Honorable Mention)  
Shawnetta Stewart, Rutgers (Honorable Mention)
- 1998-99 Svetlana Abrosimova, Connecticut (Second Team)  
Ruth Riley, Notre Dame (Third Team)  
Shea Ralph, Connecticut (Honorable Mention)
- 1997-98 Nykesha Sales, Connecticut (First Team)  
Svetlana Abrosimova, Connecticut (Honorable Mention)
- 1996-97 Kara Wolters, Connecticut (First Team)  
Nykesha Sales, Connecticut (First Team)  
Katryna Gaither, Notre Dame (Honorable Mention)  
Nadine Malcolm, Providence (Honorable Mention)  
Beth Morgan, Notre Dame (Honorable Mention)  
Dana Wynne, Seton Hall (Honorable Mention)
- 1995-96 Jennifer Rizzotti, Connecticut (First Team)  
Kara Wolters, Connecticut (First Team)  
Katryna Gaither, Notre Dame (Honorable Mention)  
Beth Morgan, Notre Dame (Honorable Mention)  
Nykesha Sales, Connecticut (Honorable Mention)  
Nadine Malcolm, Providence (Honorable Mention)
- 1994-95 Rebecca Lobo, Connecticut (First Team)  
Jennifer Rizzotti, Connecticut (Second Team)  
Kara Wolters, Connecticut (Third Team)

## USBWA All-America Team

- 2012-13 Skylar Diggins, Notre Dame  
Stefanie Dolson, Connecticut  
Kaleena Mosqueda-Lewis, Connecticut
- 2011-12 Skylar Diggins, Notre Dame
- 2010-11 Maya Moore, Connecticut
- 2009-10 Tina Charles, Connecticut  
Maya Moore, Connecticut
- 2008-09 Angel McCoughtry, Louisville  
Maya Moore, Connecticut  
Renee Montgomery, Connecticut
- 2007-08 Maya Moore, Connecticut  
Angel McCoughtry, Louisville
- 2005-06 Cappie Pondexter, Rutgers
- 2003-04 Diana Taurasi, Connecticut
- 2002-03 Diana Taurasi, Connecticut

- Sue Bird, Connecticut  
Swin Cash, Connecticut
- 2000-01 Svetlana Abrosimova, Connecticut  
Ruth Riley, Notre Dame
- 1999-00 Svetlana Abrosimova, Connecticut  
Shea Ralph, Connecticut  
Ruth Riley, Notre Dame
- 1998-99 Svetlana Abrosimova, Connecticut
- 1997-98 Nykesha Sales, Connecticut
- 1996-97 Jennifer Rizzotti, Connecticut  
Nykesha Sales, Connecticut  
Kara Wolters, Connecticut

## John R. Wooden Award All-America Team

- 2012-13 Skylar Diggins, Notre Dame
- 2011-12 Skylar Diggins, Notre Dame
- 2010-11 Maya Moore, Connecticut
- 2009-10 Tina Charles, Connecticut  
Maya Moore, Connecticut
- 2008-09 Angel McCoughtry, Louisville  
Maya Moore, Connecticut  
Renee Montgomery, Connecticut  
Cappie Pondexter, Rutgers
- 2003-04 Diana Taurasi, Connecticut

## CoSIDA Academic All-America Team

- 2016-17 Jessica January, DePaul (First Team)
- 2015-16 Megan Podkova, DePaul (Second Team)  
Jessica January, DePaul (Third Team)
- 2010-11 Maya Moore, Connecticut (First Team)  
Liz Repella, West Virginia (First Team)
- 2009-10 Maya Moore, Connecticut (First Team)  
Liz Repella, West Virginia (Second Team)
- 2008-09 Maya Moore, Connecticut (First Team)
- 2007-08 Allie Quigley, DePaul (Third Team)
- 2005-06 Megan Duffy, Notre Dame (First Team)  
Ann Strother, Connecticut (Third Team)
- 2000-01 Ruth Riley, Notre Dame (First Team)
- 1999-00 Ruth Riley, Notre Dame (First Team)
- 1995-96 Jennifer Rizzotti, Connecticut (First Team)
- 1994-95 Rebecca Lobo, Connecticut (First Team)  
Jennifer Rizzotti, Connecticut (Second Team)
- 1993-94 Rebecca Lobo, Connecticut (First Team)
- 1992-93 Erin Kenneally, Syracuse (First Team)
- 1991-92 Wendy Davis, Connecticut (Second Team)  
Erin Kenneally, Syracuse (Second Team)
- 1989-90 Dottie VanCheem, Providence
- 1984-85 Leigh Curl, Connecticut (First Team)
- 1983-84 Leigh Curl, Connecticut (First Team)
- 1982-83 Kathy Finn, Providence

## The Coaches

### The John R. Wooden Legends of Coaching Award

- 2012 Geno Auriemma, Connecticut

### Associated Press National Coach of the Year

- 2012-13 Muffet McGraw, Notre Dame
- 2010-11 Geno Auriemma, Connecticut
- 2008-09 Geno Auriemma, Connecticut
- 2007-08 Geno Auriemma, Connecticut
- 2002-03 Geno Auriemma, Connecticut
- 2000-01 Muffet McGraw, Notre Dame
- 1999-00 Geno Auriemma, Connecticut
- 1996-97 Geno Auriemma, Connecticut
- 1994-95 Geno Auriemma, Connecticut

### Black Coaches Association National Coach of the Year

- 2009-10 Terri Williams-Flournoy

- 2001-02 Marianna Freeman, Syracuse
- 1997-98 C. Vivian Stringer, Rutgers

### Naismith National Coach of the Year

- 2012-13 Muffet McGraw, Notre Dame
- 2008-09 Geno Auriemma, Connecticut
- 2007-08 Geno Auriemma, Connecticut
- 2001-02 Geno Auriemma, Connecticut
- 2000-01 Muffet McGraw, Notre Dame
- 1999-00 Geno Auriemma, Connecticut
- 1996-97 Geno Auriemma, Connecticut
- 1994-95 Geno Auriemma, Connecticut

### USBWA National Coach of the Year

- 2012-13 Muffet McGraw, Notre Dame
- 2008-09 Geno Auriemma, Connecticut
- 2007-08 Geno Auriemma, Connecticut
- 2002-03 Geno Auriemma, Connecticut
- 2000-01 Muffet McGraw, Notre Dame
- 1996-97 Geno Auriemma, Connecticut
- 1994-95 Geno Auriemma, Connecticut

### WBCA National Coach of the Year

- 2012-13 Muffet McGraw, Notre Dame
- 2008-09 Geno Auriemma, Connecticut
- 2007-08 Geno Auriemma, Connecticut
- 2001-02 Geno Auriemma, Connecticut
- 2000-01 Muffet McGraw, Notre Dame
- 1999-00 Geno Auriemma, Connecticut
- 1996-97 Geno Auriemma, Connecticut
- 1991-92 Ferne Labati, Miami

### WBCA (District) Coach of the Year

- 2015-16 Doug Bruno, DePaul (4)
- 2011-12 Muffet McGraw, Notre Dame (1)
- 2010-11 Geno Auriemma, Connecticut (1)
- 2009-10 Geno Auriemma, Connecticut (1)
- 2008-09 Geno Auriemma, Connecticut (1)
- 2006-07 Geno Auriemma, Connecticut (1)
- 2005-06 C. Vivian Stringer, Rutgers (1)
- 2003-04 Ferne Labati, Miami (1)
- 2001-02 Geno Auriemma, Connecticut (1)
- 2000-01 Muffet McGraw, Notre Dame (2)
- 1999-00 Geno Auriemma, Connecticut (1)
- 1997-98 C. Vivian Stringer, Rutgers (1)
- 1996-97 Geno Auriemma, Connecticut (1)
- 1995-96 Geno Auriemma, Connecticut (1)  
Muffet McGraw, Notre Dame (2)
- 1994-95 Geno Auriemma, Connecticut (1)
- 1993-94 Phyllis Mangina, Seton Hall (2)  
Geno Auriemma, Connecticut (1)
- 1985-86 Bob Foley, Providence (1)

### WBCA Carol Eckman Award

- 2008-09 Muffet McGraw, Notre Dame
- 2007-08 Doug Bruno, DePaul

### WBCA/Maggie Dixon Rookie Coach of the Year

- Jeff Walz, Louisville

### Naismith Memorial Basketball Hall of Fame

- C. Vivian Stringer, Rutgers – Class of 2009
- Geno Auriemma, Connecticut – Class of 2006

### Women's Basketball Hall of Fame

- Muffet McGraw, Notre Dame – Class of 2011
- Geno Auriemma, Connecticut – Class of 2006
- C. Vivian Stringer, Rutgers – Class of 2001

### U.S. National Team Head Coach

- Geno Auriemma, Connecticut – 2009-2012



# Weekly Honors

## AWARD WINNERS - ALL-TIME PLAYERS OF THE WEEK

### Player of the Week - Single Season Record

Player, School	# of Awards	Year
Maya Moore, Connecticut	8	2010-11
Nykesha Sales, Connecticut	7	1997-98
Angel McCoughtry, Louisville	7	2008-09
Rebecca Lobo, Connecticut	6	1993-94
Rebekkah Brunson, Georgetown	6	2003-04
Tina Charles, Connecticut	6	2009-10
Diana Taurasi, Connecticut	5	2002-03
Frances Savage, Miami	5	1991-92
Brittany Hrynko	5	2016-17

### Player of the Week - Career Record

Player, School	# of Awards	Year
Rebecca Lobo, Connecticut	12	1992-93; 1993-94; 1994-95
Angel McCoughtry, Louisville	12	2006-07; 2007-08; 2008-09
Maya Moore, Connecticut	12	2007-08; 2008-09; 2009-10; 2010-11
Shelly Pennefather, Villanova	11	1984-85; 1985-86; 1986-87
Diana Taurasi, Connecticut	10	2001-02; 2002-03; 2003-04
Nykesha Sales, Connecticut	9	1995-96; 1996-97; 1997-98
Ruth Riley, Notre Dame	9	1998-99; 1999-00; 2000-01
Tabatha Richardson-Smith, Seton Hall	8	2012-16
Cappie Pondexter, Rutgers	8	2003-04; 2004-05; 2005-06
Kerry Bascom, Connecticut	8	1988-89; 1989-90; 1990-91
Holly Porter, Boston College	8	1994-95; 1995-96; 1996-97
Rebekkah Brunson, Georgetown	8	2002-03; 2003-04

### Freshmen of the Week - Single Season Record

Player, School	# of Awards	Year
Maya Moore, Connecticut	10	2007-08
Natalie Butler, Georgetown	10	2013-14
Kaleena Mosqueda-Lewis, Connecticut	8	2011-12
Allazia Blockton, Marquette	7	2015-16
Rebecca Lobo, Connecticut	7	1991-92
Tina Charles, Connecticut	6	2006-07
Svetlana Abrosimova, Connecticut	6	1997-98
Becky Gottstein, Boston College	6	1998-99
Alicia Ratay, Notre Dame	6	1999-00
Rebekkah Brunson, Georgetown	6	2000-01
Jacqueline Batteast, Notre Dame	6	2001-02
Meg Bulger, West Virginia	6	2003-04
Bria Hartley, Connecticut	6	2010-11
Sydney Lamberty, Creighton	6	2014-15

### All-Time Players Of the Week

#### 2018-19

Nov. 12	Allazia Blockton, MU
Nov. 19	Ashton Millender, DPU
Nov. 26	Chante Stonewall, DPU
Dec. 3	Ariana Gray, XU
Dec. 10	Mary Gedaka, VU
Dec. 17	Kelly Jekot, VU
Dec. 24	Michelle Weaver, BU
Dec. 31	Dionna White, GU
Jan. 7	Natisha Hiedman, MU
Jan. 14	Shadeen Samuels, SHU
Jan. 21	Natisha Hiedman, MU
Jan. 28	Shadeen Samuels, SHU
Feb. 4	Dorothy Adomako, GU
Feb. 11	Mart'e Grays, DPU
Feb. 18	Jovana Nogic, PC
Feb. 25	Dionna White, GU
March 4	Shadeen Samuels, SHU

#### 2017-18

Nov. 13	Donnaizha Fountain, SHU
Nov. 20	Kelly Jekot, VU
Nov. 27	Jovana Nogic, PC
Dec. 4	Audrey Faber, CU
Dec. 11	Adrianna Hahn, VU
Dec. 18	Allazia Blockton, MU
Dec. 25	Erika Davenport, MU
Jan. 1	Kelly Campbell, DPU

Jan. 8	Tori Schickel, BU
Jan. 15	Allazia Blockton, MU
Jan. 22	Cynthia Petke, GU
Jan. 29	Sydney Lamberty, CU
Feb. 5	Mart'e Grays, DPU
Feb. 12	Jaylyn Agnew, CU
Feb. 19	Dionna White, GU
Feb. 26	Cynthia Petke, GU

#### 2016-17

Nov. 14	Jessica January, DPU
Nov. 21	Erika Davenport, MU
Nov. 28	Jessica January, DPU
Dec. 5	Natisha Hiedeman, MU
Dec. 12	Dorothy Adomako, GU
Dec. 19	Marissa Janning, CU
Dec. 26	Brooke Schulte, DPU
Jan. 2	Allazia Blockton, MU
Jan. 9	Brooke Schulte, DPU
Jan. 16	Brooke Schulte, DPU
Jan. 23	Tori Schickel, BU
Jan. 30	Sarah Beal, PC
Feb. 6	Brooke Schulte, DPU
Feb. 13	Brooke Schulte, DPU
Feb. 20	Danielle King, MU
Feb. 27	Jessica January, DPU

#### 2015-16

Nov. 16	Tori Schickel, BU
---------	-------------------

Nov. 23	Tiffany Jones, SHU
Nov. 30	Danaejah Grant, STJ
Dec. 7	Aliyah Handford, STJ
Dec. 14	Megan Podkowa, DPU
Dec. 21	Megan Podkowa, DPU
Dec. 28	Natisha Hiedeman, MU
Jan. 4	Tabatha Richardson-Smith, SHU
Jan. 11	Jessica January, DPU
Jan. 18	Tabatha Richardson-Smith, SHU
Jan. 25	Tabatha Richardson-Smith, SHU
Feb. 1	Jessica January, DPU
Feb. 8	Chanise Jenkins, DPU
Feb. 15	Allazia Blockton, MU
Feb. 22	Danaejah Grant, STJ
Feb. 29	Aliyah Handford, STJ

#### 2014-15

Nov. 17	Danaejah Grant, STJ
Nov. 24	Ka-Deidre Simmons, SHU
Dec. 1	Daisha Simmons, SHU
Dec. 8	Brittany Hrynko, DPU
Dec. 15	Tabatha Richardson-Smith, SHU
Dec. 22	Aliyah Handford, STJ
Dec. 29	Tabatha Richardson-Smith, SHU
Jan. 5	Brittany Hrynko, DPU
Jan. 12	Ka-Deidre Simmons, SHU
Jan. 19	Ka-Deidre Simmons, SHU
Jan. 26	Brittany Hrynko, DPU

Feb. 2	Marissa Janning, CU
Feb. 9	Brittany Hrynko, DPU
Feb. 16	Blaire Langlois, BU
Feb. 23	Brittany Hrynko, DPU
March 2	Tabatha Richardson-Smith, SHU

#### 2013-14

Nov. 18	Katherine Plouffe, MU
Nov. 25	Tori Rule, PC
Dec. 2	Liz Stratman, BU
Dec. 9	Tabatha Richardson-Smith, SHU
Dec. 16	Andrea White, GU
Dec. 23	Aliyah Handford, SJU
Dec. 30	Jasmine Penny, DPU
Jan. 6	Katherine Plouffe, MU
Jan. 13	Ka-Deidre Simmons, SHU
Jan. 20	Brittany Hrynko, DPU
Jan. 27	Marissa Janning, CU
Feb. 3	Caroline Coyer, VU
Feb. 10	Andrea White, GU
Feb. 17	Aliyah Handford, SJU
Feb. 24	Tabatha Richardson-Smith, SHU
March 6	Katherine Plouffe, MU

#### 2012-13

Nov. 19	Kayla Alexander, SU
Nov. 26	Shenneika Smith, STJ
Dec. 3	Sugar Rodgers, GU
Dec. 10	Kayla Alexander, SU
Dec. 17	Anna Martin, DPU
Dec. 23	Skylar Diggins, ND
Dec. 31	Sugar Rodgers, GU
Jan. 7	Kayla McBride, ND
Jan. 14	Andrea Smith, USF
Jan. 21	Stefanie Dolson, UConn
Jan. 28	Antonita Slaughter, UoFL
Feb. 4	Shoni Schimmel, UoFL
Feb. 11	Stefanie Dolson, UConn
Feb. 18	Skylar Diggins, ND
Feb. 25	Andrea Smith, USF
March 4	Skylar Diggins, ND

#### 2011-12

Nov. 21	Skylar Diggins, ND
Nov. 28	Jasmine Crew, SHU
Dec. 5	Laura Sweeney, VU
Dec. 12	Sugar Rodgers, GU
Dec. 19	Natalie Novosel, ND
Dec. 26	Sugar Rodgers, GU
Jan. 2	Sugar Rodgers, GU
Jan. 9	Skylar Diggins, ND
Jan. 16	Anna Martin, DPU
Jan. 23	Devereaux Peters, ND
Jan. 30	Tiffany Hayes, UConn
Feb. 6	Iasia Hemingway, SU
Feb. 13	Asya Bussie, WVU
Feb. 20	Nadirah McKeith, STJ
Feb. 28	Skylar Diggins, ND

#### 2010-11

Nov. 22	Maya Moore, UConn
Nov. 29	Sugar Rodgers, GU
Dec. 6	Kayla Alexander, SU
Dec. 13	Maya Moore, UConn
Dec. 20	Keisha Hampton, DPU
Dec. 28	Maya Moore, UConn
Jan. 3	Kayla Alexander, SU
Jan. 10	Maya Moore, UConn
Jan. 17	Maya Moore, UConn
Jan. 24	Maya Moore, UConn
Jan. 31	Sugar Rodgers, GU
Feb. 7	Maya Moore, UConn
Feb. 14	Skylar Diggins, ND
Feb. 21	Kayla Alexander, SU
March 1	Maya Moore, UConn

#### 2009-10

Nov. 23	Tina Charles, UConn
Nov. 30	Erica Morrow, SU
Dec. 7	Chelsea Marandola, PC
Dec. 14	Jessica Lawson, USF

Dec. 21	Brittany Ray, RU
Dec. 28	Maya Moore, UConn
Jan. 4	Tina Charles, UConn
Jan. 11	Tina Charles, UConn
Jan. 18	Tina Charles, UConn
Jan. 25	Maya Moore, UConn
Feb. 1	Jessica Lawson, USF
Feb. 8	Nicole Michael, SU
Feb. 15	Tina Charles, UConn
Feb. 22	Monique Reid, UoFL
March 2	Tina Charles, UConn

#### 2008-09

Nov. 24	Angel McCoughtry, UoFL
Dec. 1	Renee Montgomery, UConn
Dec. 8	Shavonte Zellous, Pitt
Dec. 15	Angel McCoughtry, UoFL
Dec. 22	Shavonte Zellous, Pitt
Dec. 29	Angel Robinson, MU
Jan. 5	Monique McLean, STJ
Jan. 12	Angel McCoughtry, UoFL
Jan. 19	Maya Moore, UConn
Jan. 26	Shavonte Zellous, Pitt
Feb. 2	Angel McCoughtry, UoFL
Feb. 9	Sarah Miles, WVU
Feb. 16	Angel McCoughtry, UoFL
Feb. 23	Angel McCoughtry, UoFL
March 2	Angel McCoughtry, UoFL

#### 2007-08

Nov. 19	Krystal Ellis, MU
Nov. 26	Laura Kurz, VU
Dec. 3	Shavonte Zellous, Pitt
Dec. 10	Angel McCoughtry, UoFL
Dec. 17	Jill Stephens, UC
Dec. 24	Allie Quigley, DPU
Dec. 31	Noteisha Womack, SHU
Jan. 7	Shavonte Zellous, Pitt
Jan. 14	Shavonte Zellous, Pitt
Jan. 21	Olayinka Sanni, WVU
Jan. 28	Angel McCoughtry, UoFL
Feb. 4	LaQuita Owens, WVU
Feb. 11	Epiphanny Prince, RU
Feb. 18	Deirdre Naughton, DPU
Feb. 25	Allie Quigley, DPU
March 4	Maya Moore, UConn

#### 2006-07

Nov. 20	Shantia Grace, USF
Nov. 27	Shavonte Zellous, Pitt
Dec. 4	Angel McCoughtry, UoFL
Dec. 11	Allie Quigley, DPU
Dec. 18	Angel McCoughtry, UoFL
Dec. 27	Angel McCoughtry, UoFL
Jan. 2	Jessica Dickson, USF
Jan. 8	Catherine Bove, PC
Jan. 15	Olayinka Sanni, WVU
Jan. 22	Charel Allen, ND
Jan. 29	Kalana Greene, UConn
Feb. 5	Jessica Dickson, USF
Feb. 12	Charel Allen, ND
Feb. 19	Charde Houston, UConn
Feb. 27	LaQuita Owens, WVU

#### 2005-06

Nov. 21	Mel Thomas, UConn
Nov. 28	Jessica Dickson, USF
Dec. 5	Vaida Sipaviciute, SU
Dec. 12	Jessica Dickson, USF
Dec. 19	Melissa D'Amico, ND
Dec. 26	Meg Bulger, WVU
Jan. 2	Cappie Pondexter, RU
Jan. 9	Khara Smith, DPU
Jan. 16	Cappie Pondexter, RU
Jan. 23	Megan Duffy, ND
Jan. 30	Barbara Turner, UConn
Feb. 6	Cappie Pondexter, RU
Feb. 13	Cappie Pondexter, RU
Feb. 20	Khara Smith, DPU

# Weekly Honors

## AWARD WINNERS - ALL-TIME PLAYERS OF THE WEEK

Feb. 27 Megan Duffy, ND

### 2004-05

Nov. 22 Jacqueline Batteast, ND  
 Nov. 29 Jessalyn Deveny, BC  
 Yolanda Paige, WVU  
 Dec. 6 Meg Bulger, WVU  
 Dec. 13 Jessalyn Deveny, BC  
 Sherell Sowho, WVU  
 Dec. 20 Jacqueline Batteast, ND  
 Dec. 27 Meg Bulger, WVU  
 Monique Blake, SHU  
 Jan. 3 Jessalyn Deveny, BC  
 Jackie Adamshick, VU  
 Monique Blake, SHU  
 Jan. 17 Meg Bulger, WVU  
 Jan. 24 Jacqueline Batteast, ND  
 Jan. 31 Ashley Bush, SHU  
 Cappie Pondexter, RU  
 Feb. 7 Greeba Barlow, STJ  
 Feb. 14 Jacqueline Batteast, ND  
 Feb. 21 Cappie Pondexter, RU  
 Feb. 28 Teresa Borton, ND

### 2003-04

Nov. 24 Rebekkah Brunson, GU  
 Tamara James, Miami  
 Dec. 1 Rebekkah Brunson, GU  
 Jessalyn Deveny, BC  
 Dec. 8 Amber Jacobs, BC  
 Megan Duffy, ND  
 Dec. 15 Cappie Pondexter, RU  
 Liad Suez, VU  
 Dec. 22 Rebekkah Brunson, GU  
 Dec. 29 Jacqueline Batteast, ND  
 Jan. 5 Amber Jacobs, BC  
 Cappie Pondexter, RU  
 Jan. 12 Diana Taurasi, UConn  
 Liad Suez, VU  
 Jan. 19 Julie McBride, SU  
 Jan. 26 Rebekkah Brunson, GU  
 Yolanda Paige, WVU  
 Feb. 2 Rebekkah Brunson, GU  
 Chelsea Newton, RU  
 Feb. 9 Diana Taurasi, UConn  
 Feb. 16 Jessalyn Deveny, BC  
 Barbara Turner, UConn  
 Feb. 23 Tamara James, Miami  
 March 1 Rebekkah Brunson, GU

### 2002-03

Nov. 25 Rebekkah Brunson, GU  
 Dec. 2 Diana Taurasi, UConn  
 Trish Juhline, VU  
 Dec. 9 Shannon Perry, SU  
 Dec. 16 Laine Selwyn, Pitt  
 Dec. 23 Diana Taurasi, UConn  
 Dec. 30 Laine Selwyn, Pitt  
 Jan. 6 Diana Taurasi, UConn  
 Jessalyn Deveny, BC  
 Jan. 13 Diana Taurasi, UConn  
 Rebekkah Brunson, GU  
 Jan. 20 Ieva Kublina, VT  
 Jan. 27 Chrystal Starling, VT  
 Courtney Mix, VU  
 Feb. 3 Amber Jacobs, BC  
 Diana Taurasi, UConn  
 Feb. 10 Katie Davis, VU  
 Ieva Kublina, VT  
 Feb. 17 Alicia Ratay, ND  
 Feb. 24 Trish Juhline, VU  
 Shannon Perry, SU  
 March 3 Trish Juhline, VU  
 Kate Bulger, WVU

### 2001-02

Nov. 19 Swin Cash, UConn  
 Trish Juhline, VU  
 Nov. 26 Julie McBride, SU  
 Sarah Hicks, VT  
 Dec. 3 Diana Taurasi, UConn

Dec. 10 Kate Bulger, WVU  
 Dec. 17 Chanivia Broussard, Miami  
 Meghan Saake, UM  
 Ieva Kublina, VT  
 Dec. 23 Mandy Wittenmyer, Pitt  
 Dec. 31 Swin Cash, UConn  
 Kate Bulger, WVU  
 Jan. 7 Diana Taurasi, UConn  
 Ieva Kublina, VT  
 Jan. 14 Swin Cash, UConn  
 Jaime James, SU  
 Jan. 21 Shaquana Wilkins, Miami  
 Jan. 28 Shannon Perry, SU  
 Sue Bird, UConn  
 Feb. 4 Asjha Jones, UConn  
 Feb. 11 Swin Cash, UConn  
 Laine Selwyn, Pitt  
 Feb. 18 Diana Taurasi, UConn  
 Alicia Ratay, ND  
 Feb. 25 Alicia Ratay, ND

### 2000-01

Nov. 20 Rachel Byars, BC  
 Beth Record, SU  
 Nov. 27 Niele Ivey, ND  
 Dec. 4 Latasha Thompson, STJ  
 Tere Williams, VT  
 Dec. 11 Arminda Moreno, SHU  
 Tasha Pointer, RU  
 Brandi Barnes, VU  
 Dec. 25 Bettina Love, Pitt  
 Jan. 1 Ruth Riley, ND  
 Jan. 8 Ruth Riley, ND  
 Brandi Barnes, VU  
 Jan. 15 Dalia Clarke, Miami  
 Ruth Riley, ND  
 Jan. 22 Tere Williams, VT  
 Jan. 29 Tere Williams, VT  
 Feb. 5 Arminda Moreno, SHU  
 Feb. 12 Ruth Riley, ND  
 Feb. 19 Katie Smrcka-Duffy, GU  
 Becky Gottstein, BC  
 Feb. 26 Swin Cash, UConn  
 Becky Gottstein, BC

### 1999-00

Nov. 22 Becky Gottstein, BC  
 Jen Gombotz, PC  
 Nov. 29 Shea Ralph, UConn  
 Dec. 6 Ruth Riley, ND  
 Swin Cash, UConn  
 Dec. 13 Becky Gottstein, BC  
 Katie Smrcka-Duffy, GU  
 Dec. 20 Cal Bouchard, BC  
 Shawnetta Stewart, RU  
 Dec. 27 Svetlana Abrosimova, UConn  
 Shawnetta Stewart, RU  
 Jan. 3 Becky Gottstein, BC  
 Monika Roberts, PC  
 Jan. 10 Sue Bird, UConn  
 Jan. 17 Jenea Skeeters, VU  
 Niele Ivey, ND  
 Jan. 24 Beth Record, SU  
 Jan. 31 Latasha Thompson, STJ  
 Alissa Murphy, BC  
 Feb. 7 Kelley Siemon, ND  
 Katie Smrcka-Duffy, GU  
 Feb. 14 Jamie Cournoyer, BC  
 Feb. 21 Ruth Riley, ND  
 Svetlana Abrosimova, UConn  
 Feb. 28 Shawnetta Stewart, RU

### 1998-99

Nov. 16 Paige Sauer, UConn  
 Niele Ivey, ND  
 Nov. 23 Svetlana Abrosimova, UConn  
 Danielle Green, ND  
 Nov. 30 Katie Smrcka-Duffy, GU  
 Shea Ralph, UConn  
 Dec. 7 Kym Hope, Miami  
 Dec. 14 Svetlana Abrosimova, UConn

Dec. 21 Tammy Sutton-Brown, RU  
 Melba Chambers, GU  
 Ebony Dickinson, STJ  
 Dec. 28 Shawnetta Stewart, RU  
 Ruth Riley, ND  
 Jan. 4 Starr Fuller, SHU  
 Jan. 11 Ruth Riley, ND  
 Jan. 18 Svetlana Abrosimova, UConn  
 Jennifer Jordan, Miami  
 Jan. 25 Alissa Murphy, BC  
 Feb. 1 Ruth Riley, ND  
 Feb. 8 Niele Ivey, ND  
 Tammy Sutton-Brown, RU  
 Feb. 15 Linda Miles, RU  
 Shea Ralph, UConn  
 Feb. 22 Kym Hope, Miami  
 Sheila McMillen, ND

### 1997-98

Nov. 24 Nykesha Sales, UConn  
 Cal Bouchard, BC  
 Dec. 1 Teakya Barnes, SU  
 Dec. 8 Octavia Blue, Miami  
 Dec. 15 Niele Ivey, ND  
 Dec. 22 Nykesha Sales, UConn  
 Dec. 29 Octavia Blue, Miami  
 Kym Hope, Miami  
 Kerri Chatten, PC  
 Jan. 12 Nykesha Sales, UConn  
 Jan. 19 Cal Bouchard, BC  
 Jan. 26 Nykesha Sales, UConn  
 Feb. 2 Nykesha Sales, UConn  
 Shawnetta Stewart, RU  
 Nykesha Sales, UConn  
 Kym Hope, UM  
 Feb. 9 Jenn Beisel, VU  
 Feb. 16 Octavia Blue, Miami  
 Feb. 23 Nykesha Sales, UConn

### 1996-97

Nov. 25 Katryna Gaither, ND  
 Dec. 2 Katryna Gaither, ND  
 Dec. 9 Talisha Hargis, WVU  
 Dec. 16 Rebecca Burbridge, WVU  
 Dec. 23 Nykesha Sales, UConn  
 Dec. 30 Holly Porter, BC  
 Jan. 6 Carla Berube, UConn  
 Jan. 13 Katryna Gaither, ND  
 Jan. 20 Kara Wolters, UConn  
 Jan. 27 Dana Wynne, SHU  
 Feb. 3 Beth Morgan, ND  
 Feb. 10 Holly Porter, BC  
 Feb. 17 Kara Wolters, UConn  
 Feb. 24 Holly Porter, BC

### 1995-96

Nov. 27 Kara Wolters, UConn  
 Dec. 4 Beth Morgan, ND  
 Dec. 11 Nadine Malcolm, PC  
 Dec. 18 Tahnee Heins, SHU  
 Dec. 27 Octavia Blue, Miami  
 Holly Porter, BC  
 Jan. 2 Dana Wynne, SHU  
 Jan. 9 Katryna Gaither, ND  
 Susan Glennings, VU  
 Jan. 16 Katryna Gaither, ND  
 Holly Porter, BC  
 Jan. 22 Latia Howard, Pitt  
 Jan. 29 Jennifer Jordan, Miami  
 Raquel Nurse, SU  
 Feb. 5 Jennifer Rizzotti, UConn  
 Holly Porter, BC  
 Feb. 12 Nykesha Sales, UConn  
 Nadine Malcolm, PC  
 Feb. 19 Nadine Malcolm, PC  
 Feb. 26 Kara Wolters, UConn

### 1994-95

Dec. 5 Rukaiyah Walker, SHU  
 Dec. 12 Holly Porter, BC  
 Dec. 19 Dawn Johnson, SHU

Dec. 27 Dana Wynne, SHU  
 Jan. 2 Tawana Jackson, STJ  
 Jan. 9 Kristyn Cook, SU  
 Jan. 16 Denise Dillon, VU  
 Jan. 23 Jennifer Rizzotti, UConn  
 Tawana Jackson, STJ  
 Jan. 30 Rebecca Lobo, UConn  
 Feb. 6 Tawana Jackson, STJ  
 Feb. 13 Rebecca Lobo, UConn  
 Michele Thornton, VU  
 Feb. 20 Rebecca Lobo, UConn  
 Feb. 27 Holly Porter, BC

### 1993-94

Dec. 6 Nadira Ricks, GU  
 Dec. 13 Rebecca Lobo, UConn  
 Dec. 20 Pam Odum, STJ  
 Jan. 3 Jonna Huemrich, Pitt  
 Jan. 10 Jodi Brooks, SHU  
 Jan. 16 Rebecca Lobo, UConn  
 Jan. 23 Kerry Curran, BC  
 Jan. 30 Jodi Brooks, SHU  
 Feb. 6 Rebecca Lobo, UConn  
 Feb. 13 Stefanie Goettsche, PC  
 Rebecca Lobo, UConn  
 Feb. 20 Rebecca Lobo, UConn  
 Feb. 27 Rebecca Lobo, UConn

### 1992-93

Dec. 7 Marcie Kornegay, STJ  
 Dec. 14 Kris Witfill, GU  
 Dec. 21 Sarah Behn, BC  
 Jan. 4 Rebecca Lobo, UConn  
 Jan. 10 Vicki Plowden, Miami  
 Jan. 17 Sarah Behn, BC  
 Jan. 24 Rebecca Lobo, UConn  
 Feb. 1 Pam Odum, STJ  
 Feb. 8 Rebecca Lobo, UConn  
 Feb. 15 Leni Wilson, GU  
 Feb. 21 Kris Witfill, GU  
 Vicki Plowden, Miami  
 Feb. 28 Sarah Behn, BC

### 1991-92

Dec. 2 Kelley Moore, SHU  
 Dec. 9 Tracy Lis, PC  
 Wendy Davis, UConn  
 Dec. 15 Tracy Lis, PC  
 Dec. 23 Vicki Plowden, Miami  
 Dec. 30 Frances Savage, Miami  
 Jan. 5 Kris Witfill, GU  
 Jan. 12 Sarah Behn, BC  
 Jan. 19 Frances Savage, Miami  
 Jan. 26 Kris Witfill, GU  
 Feb. 2 Tracy Lis, PC  
 Feb. 9 Frances Savage, Miami  
 Feb. 16 Frances Savage, Miami  
 Feb. 24 Cozette Ballentine, STJ  
 March 2 Frances Savage, Miami

### 1990-91

Nov. 27 Tracy Lis, PC  
 Sarah Behn, BC  
 Dec. 3 Kerry Bascom, UConn  
 Dec. 10 Kerry Bascom, UConn  
 Dec. 17 Kelley Moore, SHU  
 Dec. 30 Lorri Johnson, Pitt  
 Jan. 7 Tracy Lis, PC  
 Jan. 14 Laura Lishness, UConn  
 Tina Ogden, STJ  
 Jan. 20 Cozette Ballentine, STJ  
 Jan. 27 Kris Witfill, GU  
 Feb. 4 Tracy Lis, PC  
 Feb. 11 Kerry Bascom, UConn  
 Feb. 17 Cozette Ballentine, STJ  
 Feb. 25 Lorri Johnson, Pitt

### 1989-90

Dec. 4 Dottie VanGheem, PC  
 Dec. 11 Kerry Bascom, UConn

Dec. 18 Carla Wenger, BC  
 Jan. 2 Helen Koskinen, VU  
 Jan. 8 Marita Coffey, SU  
 Jan. 15 Connie Hurt, Pitt  
 Jan. 22 Meghan Pattison, UConn  
 Jan. 29 Kerry Bascom, UConn  
 Kelley Moore, SHU  
 Feb. 5 Dottie VanGheem, PC  
 Feb. 12 Andrea Mangum, PC  
 Feb. 19 Peggy Jewell, GU  
 Feb. 26 Shanya Evans, PC

### 1988-89

Nov. 29 Simone Courtlandt, SU  
 Dec. 5 Lorri Johnson, Pitt  
 Dec. 12 Brenda Ginaitt, STJ  
 Dec. 19 Debbie Hartnett, SHU  
 Jan. 2 Liz Lawlor, PC  
 Jan. 9 Kerry Bascom, UConn  
 Jan. 16 Helen Koskinen, VU  
 Jan. 23 Geraldine Saintilius, SHU  
 Jan. 30 Helen Koskinen, VU  
 Feb. 6 Kerry Bascom, UConn  
 Feb. 13 Andrea Mangum, PC  
 Feb. 20 Kerry Bascom, UConn

### 1987-88

Nov. 29 Sue Ludwig, SU  
 Dec. 7 Sally Sheerer, Pitt  
 Dec. 13 Renee Najarian, UConn  
 Dec. 20 Danene Hopson, SU  
 Jan. 3 Ann Odoj, BC  
 Jan. 10 Beth Knight, GU  
 Jan. 17 Renee Najarian, UConn  
 Jan. 24 Lisa Smith, STJ  
 Jan. 31 Simone Courtlandt, SU  
 Feb. 7 Lisa Angelotti, VU  
 Feb. 14 Lisa Angelotti, VU  
 Feb. 21 Renee Najarian, UConn

### 1986-87

Dec. 1 Kathy O'Reilly, SHU  
 Dec. 7 Mary Burke, PC  
 Dec. 14 Doris Sable, PC  
 Dec. 21 Althea Yard, STJ  
 Jan. 4 Shelly Pennefather, VU  
 Shelly Pennefather, VU  
 Kathy Sweet, BC  
 Jan. 11 Shelly Pennefather, VU  
 Mary Burke, PC  
 Jan. 18 Shelly Pennefather, VU  
 Mary Burke, PC  
 Jan. 25 Sue Ludwig, SU  
 Feb. 1 Brenda Ginaitt, STJ  
 Feb. 8 Shelly Pennefather, VU  
 Feb. 15 Felisha Legette, SU

### 1985-86

Dec. 2 Peggy Walsh, UConn  
 Dec. 9 Britt King, PC  
 Dec. 16 Shelly Pennefather, VU  
 Dec. 23 Shelly Pennefather, VU  
 Jan. 6 Shelly Pennefather, VU  
 Jackie Smith, STJ  
 Jan. 13 Doris Sable, PC  
 Jan. 20 Janice Long, SU  
 Feb. 3 Beth Knight, GU  
 Tammi Sweet, UConn  
 Feb. 10 Felisha Legette, SU  
 Feb. 17 Britt King, PC  
 Shelly Pennefather, VU  
 Feb. 24 Britt King, PC

### 1984-85

Dec. 10 Shelly Pennefather, VU  
 Dec. 17 Shelly Pennefather, VU  
 Dec. 24 Jane Haubrich, BC  
 Jan. 14 Britt King, PC  
 Jan. 21 Shelly Pennefather, VU  
 Faye Gerald, STJ  
 Jan. 28 Doris Sable, PC  
 Feb. 4 Jennifer Bruce, Pitt



# Weekly Honors

AWARD WINNERS - ALL-TIME PLAYERS OF THE WEEK & FRESHMEN OF THE WEEK

Feb. 11 Toni Igrac, SU  
Feb. 18 Peggy Walsh, UConn  
Feb. 25 Maura Gill, GU

## 1983-84

Dec. 12 Chris Palombi, SU  
Dec. 19 Nancy Bernhardt, VU  
Jan. 3 Sally Madeira, BC  
Jan. 10 Gloria Bradley, SHU  
Jan. 17 Nancy Bernhardt, VU  
Jan. 23 Kathy Finn, PC  
Jan. 30 Joan Powers, PC  
Feb. 5 Jennifer Bruce, Pitt  
Feb. 12 Chris Palombi, SU  
Feb. 19 Missy Renehan, SU

## 1982-83

Dec. 12 Kathy Finn, PC  
Dec. 19 Debbie Beckford, STJ  
Jan. 3 Kathie Beisel, VU  
Jan. 10 Leigh Curl, UConn  
Jan. 17 Jennifer Bruce, Pitt  
Jan. 23 Gloria Bradley, SHU  
Jan. 30 Kathy Finn, PC  
Feb. 7 Kerry Phayre, PC  
Feb. 15 Jennifer Bruce, Pitt  
Feb. 21 Debbie Beckford, STJ  
Feb. 28 Jennifer Bruce, Pitt

## All-Time Freshmen Of the Week

### 2018-19

Nov. 12 Femi Funeus, SHU  
Nov. 19 Lauren Wasylson, XU  
Nov. 26 Kadaja Bailey, SJU  
Dec. 3 Lexi Held, DPU  
Dec. 10 Lexi Held, DPU  
Dec. 17 Kadaja Bailey, SJU  
Dec. 24 Mary Baskerville, PC  
Dec. 31 Sonya Morris, DPU  
Jan. 7 Mary Baskerville, PC  
Jan. 14 Mary Baskerville, PC  
Jan. 21 Kaela Webb, PC  
Jan. 28 Emily Esposito, VU  
Feb. 4 Maya Stovall, DPU  
Feb. 11 Mary Baskerville, PC  
Feb. 18 Lexi Held, DPU  
Feb. 25 Lexi Held, DPU  
March 4 Mary Baskerville, PC

### 2018-19

Nov. 13 Qadashah Hoppie, STJ  
Nov. 20 Lauren Van Kleunen, MU  
Nov. 27 Tatum Rembao, CU  
Dec. 4 Tiana England, STJ  
Dec. 11 Tiana England, STJ  
Dec. 18 Tiana England, STJ  
Dec. 25 Deja Ross, Xavier  
Jan. 1 Lauren Van Kleunen, MU  
Jan. 8 Chanell Williams, PC  
Jan. 15 Qadashah Hoppie, STJ  
Jan. 22 Chanell Williams, PC  
Jan. 29 Qadashah Hoppie, STJ  
Feb. 5 Temi Carda, CU  
Feb. 12 Temi Carda, CU  
Feb. 19 Qadashah Hoppie, STJ  
Feb. 26 Tiana England, STJ

### 2016-17

Nov. 14 Kristen Spolyar, Butler  
Nov. 21 Kristen Spolyar, Butler  
Nov. 28 Kaela Hilaire, Seton Hall  
Dec. 5 Deja Winters, Seton Hall  
Dec. 12 Shadeen Samuels, Seton Hall  
Dec. 19 Alisha Kebbe, St. John's  
Dec. 26 Alisha Kebbe, St. John's  
Jan. 2 Deja Winters, Seton Hall  
Jan. 9 Alisha Kebbe, St. John's  
Jan. 16 Kelly Campbell, DePaul  
Jan. 23 Mary Gedaka, Villanova  
Jan. 30 Kaela Hilaire, Seton Hall  
Feb. 6 Andrayah Adams, St. John's

Feb. 13 Sydney Shelton, Butler  
Feb. 20 Kelly Campbell, DePaul  
Feb. 27 Alisha Kebbe, St. John's

## 2015-16

Nov. 16 Tori Schickel, BU  
Nov. 23 Dionna White, GU  
Nov. 30 Dionna White, GU  
Dec. 7 Allazia Blockton, MU  
Dec. 14 Allazia Blockton, MU  
Dec. 21 Allazia Blockton, MU  
Dec. 28 Allazia Blockton, MU  
Jan. 4 Dionna White, GU  
Jan. 11 Allazia Blockton, MU  
Jan. 18 Brittany Ward, BU  
Jan. 25 Dionna White, GU  
Feb. 1 Allazia Blockton, MU  
Feb. 8 Dionna White, GU  
Feb. 15 Allazia Blockton, MU  
Feb. 22 Adrianna Hahn, VU  
Feb. 29 Adrianna Hahn, VU

## 2014-15

Nov. 17 Dorothy Adomako, GU  
Nov. 24 Alex Louin, VU  
Dec. 1 Kenisha Bell, MU  
Dec. 8 Sydney Lamberty, CU  
Dec. 15 Sydney Lamberty, CU  
Dec. 22 Sydney Lamberty, CU  
Dec. 29 Sydney Lamberty, CU  
Jan. 5 Dorothy Adomako, GU  
Jan. 12 Dorothy Adomako, GU  
Jan. 19 Dorothy Adomako, GU  
Jan. 26 Dorothy Adomako, GU  
Feb. 2 Kenisha Bell, MU  
Feb. 9 Sydney Lamberty, CU  
Feb. 16 Sydney Lamberty, CU  
Feb. 23 Kenisha Bell, MU  
March 2 Kenisha Bell, MU

## 2013-14

Nov. 18 Natalie Butler, GU  
Nov. 25 Natalie Butler, GU  
Dec. 2 Aaliyah, Lewis, STJ  
Dec. 9 Natalie Butler, GU  
Dec. 16 Natalie Butler, GU  
Dec. 23 Jessica January, DPU  
Dec. 30 Sidney Cook, SHU  
Jan. 6 Natalie Butler, GU  
Jan. 13 Natalie Butler, GU  
Jan. 20 Natalie Butler, GU  
Jan. 27 Sarah Beal, PC  
Feb. 3 Natalie Butler, GU  
Feb. 10 Natalie Butler, GU  
Feb. 17 Natalie Butler, GU  
Feb. 24 Jessica January, DPU  
March 6 Sarah Beal, PC

## 2012-13

Nov. 19 Breanna Stewart, UConn  
Nov. 26 Jewell Loyd, ND  
Dec. 3 Courtney Williams, USF  
Dec. 10 Jewell Loyd, ND  
Dec. 17 Aliyyah Handford, STJ  
Dec. 23 Breanna Stewart, UConn  
Dec. 31 Brittney Sykes, SU  
Jan. 7 Brittney Sykes, SU  
Jan. 14 Jewell Loyd, ND  
Jan. 21 Chanise Jenkins, DPU  
Jan. 28 Breanna Stewart, UConn  
Feb. 4 Aliyyah Handford, STJ  
Feb. 11 Dominique Vitalis, GU  
Feb. 18 Aliyyah Handford, STJ  
Feb. 25 Jewell Loyd, ND  
March 4 Brittney Sykes, SU

## 2011-12

Nov. 21 Kaleena Mosqueda-Lewis, UConn  
Nov. 28 Kaleena Mosqueda-Lewis, UConn  
Dec. 5 Kaleena Mosqueda-Lewis, UConn  
Dec. 12 Kaleena Mosqueda-Lewis, UConn  
Dec. 19 Brittany Hrynko, DPU  
Dec. 26 Brianna Kiesel, Pitt  
Jan. 2 Markisha Wright, ND  
Jan. 9 Bria Smith, UofL

Jan. 16 Kaleena Mosqueda-Lewis, UConn  
Jan. 23 Kaleena Mosqueda-Lewis, UConn  
Jan. 30 Bria Smith, UofL  
Feb. 6 Lauren Burford, VU  
Feb. 13 Kaleena Mosqueda-Lewis, UConn  
Feb. 20 Brittany Hrynko, DPU  
Feb. 28 Kaleena Mosqueda-Lewis, UConn

## 2010-11

Nov. 22 Bria Hartley, UConn  
Nov. 29 Bria Hartley, UConn  
Dec. 6 Shoni Schimmel, UofL  
Dec. 13 Natalie Achonwa, ND  
Dec. 20 Bria Hartley, UConn  
Dec. 28 Shoni Schimmel, UofL  
Jan. 3 Katherine Plouffe, MU  
Jan. 10 Shoni Schimmel, UofL  
Jan. 17 Bria Hartley, UConn  
Jan. 24 Bria Hartley, UConn  
Jan. 31 Shoni Schimmel, UofL  
Feb. 7 Stefanie Dolson, UConn  
Feb. 14 Stefanie Dolson, UConn  
Feb. 21 Bria Hartley, UConn  
March 1 Kayla Cook, UC

## 2009-10

Nov. 23 Skylar Diggins, ND  
Nov. 30 Sugar Rodgers, GU  
Dec. 7 Kayla Alexander, SU  
Dec. 14 Asya Bussie, WVU  
Dec. 21 Shenneika Smith, STJ  
Dec. 28 Sugar Rodgers, GU  
Jan. 4 Sugar Rodgers, GU  
Jan. 11 Skylar Diggins, ND  
Jan. 18 Sugar Rodgers, GU  
Jan. 25 Skylar Diggins, ND  
Feb. 1 Shenneika Smith, STJ  
Feb. 8 Skylar Diggins, ND  
Feb. 15 Nadirah McKeith, STJ  
Feb. 22 Shenneika Smith, STJ  
March 2 Sugar Rodgers, GU

## 2008-09

Nov. 24 Kandice Green, SHU  
Dec. 1 Kellie Watson, ND  
Dec. 8 Kellie Watson, ND  
Dec. 15 Kandice Green, SHU  
Dec. 22 Da'Shena Stevens, STJ  
Dec. 29 Natalie Novosel, ND  
Jan. 5 Da'Shena Stevens, STJ  
Jan. 12 Natalie Novosel, ND  
Jan. 19 Shanasa Sanders, UC  
Jan. 26 Keisha Hampton, DPU  
Feb. 2 Tiffany Hayes, UConn  
Feb. 9 Kandice Green, SHU  
Feb. 16 Tiffany Hayes, UConn  
Feb. 23 Tiffany Hayes, UConn  
March 2 Keisha Hampton, DPU

## 2007-08

Nov. 19 Maya Moore, UConn  
Nov. 26 Maya Moore, UConn  
Dec. 3 Keisha Hines, UofL  
Dec. 10 Ebonie Williams, SHU  
Dec. 17 Angel Robinson, MU  
Dec. 24 Erica Morrow, SU  
Dec. 31 Maya Moore, UConn  
Jan. 7 Angel Robinson, MU  
Jan. 14 Maya Moore, UConn  
Jan. 21 Maya Moore, UConn  
Jan. 28 Maya Moore, UConn  
Feb. 4 Maya Moore, UConn  
Feb. 11 Erica Morrow, SU  
Feb. 18 Maya Moore, UConn  
Feb. 25 Maya Moore, UConn  
March 4 Maya Moore, UConn

## 2006-07

Nov. 20 Epiphany Prince, RU  
Nov. 27 Nicole Michael, SU

Dec. 4 Nicole Michael, SU  
Dec. 11 Ashley Booker, SHU  
Dec. 18 Epiphany Prince, RU  
Dec. 27 Tina Charles, UConn  
Jan. 2 Kaili McLaren, UConn  
Jan. 8 Nicole Michael, SU  
Jan. 15 Tina Charles, UConn  
Jan. 22 Tina Charles, UConn  
Jan. 29 Carla Jacobs, UC  
Feb. 5 Tina Charles, UConn  
Feb. 12 Tina Charles, UConn  
Feb. 19 Nicole Michael, SU  
Feb. 27 Tina Charles, UConn

## 2005-06

Nov. 21 Lindsay Schrader, ND  
Nov. 28 Xenia Stewart, Pitt  
Dec. 5 Jenny Eckhart, SU  
Dec. 12 Chelsea Marandola, PC  
Dec. 19 Michelle Jones, UC  
Dec. 26 Chelsea Marandola, PC  
Jan. 2 Katrina Wheeler, GU  
Jan. 9 Shantel Brown, SHU

Jan. 16 Renee Montgomery, UConn  
Jan. 23 Krystal Ellis, MU  
Jan. 30 Shelly Bellman, UC  
Feb. 6 Renee Montgomery, UConn  
Feb. 13 Krystal Ellis, MU  
Feb. 20 Shelly Bellman, UC  
Feb. 27 Angel McCoughtry, UofL

## 2004-05

Nov. 22 Sara Antolick, SU  
Nov. 29 Andrea Peterson, STJ  
Dec. 6 Charde Houston, UConn  
Dec. 13 Shamika Jackson, BC  
Dec. 20 Matee Ajavon, RU  
Dec. 27 Kieraah Marlow, GU  
Jan. 3 Matee Ajavon, RU  
Jan. 10 Essence Carson, RU  
Jan. 17 Matee Ajavon, RU  
Jan. 24 Charde Houston, UConn  
Jan. 31 Mercedes Walker, Pitt  
Feb. 7 Kieraah Marlow, GU  
Feb. 14 Vaida Sipaviciute, SU  
Feb. 21 Charel Allen, ND  
Feb. 28 Matee Ajavon, RU  
Feb. 21 Mercedes Walker, Pitt  
Feb. 28 Kieraah Marlow, GU

## 2003-04

Nov. 24 Angie Clark, STJ  
Dec. 1 Angie Clark, STJ  
Dec. 8 Angie Clark, STJ  
Dec. 15 Heta Korpivaara, SHU  
Dec. 22 Angie Clark, STJ  
Dec. 29 Kirby Copeland, VT  
Jan. 5 Meg Bulger, WVU  
Jan. 12 Lauren Kohn, SU  
Jan. 19 Lauren Kohn, SU  
Jan. 26 Meg Bulger, WVU  
Feb. 2 Meg Bulger, WVU  
Feb. 9 Meg Bulger, WVU  
Feb. 16 Angie Clark, SJU  
Feb. 16 Meg Bulger, WVU  
Feb. 23 Heta Korpivaara, SHU  
Feb. 23 Liz Sherwood, UConn  
March 1 Sarah Marshall, BC

## 2002-03

Nov. 25 Tamara James, Miami  
Dec. 2 Tamara James, Miami  
Dec. 9 Carrie Mason, VT  
Dec. 16 Cappie Pondexter, RU  
Dec. 23 Tamara James, Miami  
Dec. 30 Barbara Turner, UConn  
Jan. 6 Tamara James, Miami

# Weekly Honors

## AWARD WINNERS - ALL-TIME FRESHMEN OF THE WEEK

Jan. 13 Tamara James, Miami  
 Jan. 20 Cappie Pondexter, RU  
 Jan. 27 Barbara Turner, UConn  
 Feb. 3 Ann Strother, UConn  
 Feb. 10 Cappie Pondexter, UConn  
 Barbara Turner, UConn  
 Feb. 17 Cappie Pondexter, RU  
 Barbara Turner, UConn  
 Feb. 24 Cappie Pondexter, RU  
 March 3 Courtney LaVere, ND

### 2001-02

Nov. 19 Yolanda Paige, WVU  
 Nov. 26 Sherell Sowho, WVU  
 Dec. 3 Jacqueline Batteast, ND  
 Dec. 10 Jacqueline Batteast, ND  
 Dec. 17 Mary Lisicky, GU  
 Jacqueline Batteast, ND  
 Dec. 23 Clare Drosch, BC  
 Dec. 31 Sherell Sowho, WVU  
 Jan. 7 Jacqueline Batteast, ND  
 Jan. 14 Erin Gibson, VT  
 Jan. 21 Yolanda Paige, WVU  
 Jan. 28 Jacqueline Batteast, ND  
 Feb. 4 Clare Drosch, BC  
 Feb. 11 Jacqueline Batteast, ND  
 Jessica Simmonds, PC  
 Feb. 18 Yolanda Paige, WVU  
 Feb. 25 Katy Flecky, ND

### 2000-01

Nov. 20 Jenese Wilcox, PC  
 Nov. 27 Rebekkah Brunson, GU  
 Dec. 4 Jenese Wilcox, PC  
 Dec. 11 Janelle McManus, BC  
 Dec. 18 Amber Jacobs, BC  
 Dec. 25 Kristin Quinn, PC  
 Jan. 1 Courtney Mix, VU  
 Jan. 8 Rebekkah Brunson, GU  
 Jan. 15 Chanivia Broussard, Miami  
 Jan. 22 Rebekkah Brunson, GU  
 Jan. 29 Rebekkah Brunson, GU  
 Feb. 5 Rebekkah Brunson, GU  
 Charlene Thomas, SHU  
 Feb. 12 Diana Taurasi, UConn  
 Kristin Quinn, PC  
 Feb. 19 Rebekkah Brunson, GU  
 Feb. 26 Janelle McManus, BC

### 1999-00

Nov. 22 Amanda Papuga, Miami  
 Nov. 29 Shannon Perry, SU  
 Trish Juhline, VU  
 Dec. 6 Alicia Ratay, ND  
 Dec. 13 Santia Jackson, GU  
 Dec. 20 Alicia Ratay, ND  
 Dec. 27 Kennitra Johnson, UConn  
 Jan. 3 Mandy Wittenmyer, Pitt  
 Jan. 10 Brooke Stewart, Pitt  
 Alicia Ratay, ND  
 Jan. 17 Alicia Hartlaub, Miami  
 Jan. 24 Shannon Perry, SU  
 Jan. 31 Aiysha Smith, STJ  
 Feb. 7 Mandy Wittenmyer, Pitt  
 Alicia Ratay, ND  
 Feb. 14 Alicia Ratay, ND  
 Trish Juhline, VU  
 Feb. 21 Alicia Ratay, ND  
 Feb. 28 Mandy Wittenmyer, Pitt

### 1998-99

Nov. 16 Swin Cash, UConn  
 Nov. 23 Tamika Williams, UConn  
 Nov. 30 Tamika Williams, UConn  
 Sherisha Hills, ND  
 Dec. 7 Asjha Jones, UConn  
 Dec. 14 Swin Cash, UConn  
 Dec. 21 Becky Gottstein, BC  
 Dec. 28 Swin Cash, UConn  
 Jan. 4 Becky Gottstein, BC  
 Jan. 11 Becky Gottstein, BC

Jan. 18 Tamika Williams, UConn  
 Jan. 25 Becky Gottstein, BC  
 Feb. 1 Becky Gottstein, BC  
 Feb. 8 Tamika Williams, UConn  
 Feb. 15 Tamika Williams, UConn  
 Feb. 22 Ericka Haney, ND  
 Becky Gottstein, BC

### 1997-98

Nov. 24 Svetlana Abrosimova, UConn  
 Dec. 1 Natasha Pointer, RU  
 Dec. 8 Natasha Pointer, RU  
 Dec. 15 Svetlana Abrosimova, UConn  
 Dec. 22 No award winner  
 Dec. 29 Natasha Pointer, RU  
 Jan. 5 Natasha Pointer, RU  
 Jan. 12 Svetlana Abrosimova, UConn  
 Ruth Riley, ND  
 Jan. 19 Ruth Riley, ND  
 Jan. 26 Ruth Riley, ND  
 Svetlana Abrosimova, UConn  
 Feb. 2 Svetlana Abrosimova, UConn  
 Feb. 9 Svetlana Abrosimova, UConn  
 Feb. 16 Linda Miles, RU  
 Feb. 23 Shawnetta Stewart, RU

### 1996-97

Nov. 25 Shea Ralph, UConn  
 Dec. 2 Jenea Skeeters, VU  
 Dec. 9 Paula Moore, SU  
 Dec. 16 Jenea Skeeters, VU  
 Dec. 23 Shea Ralph, UConn  
 Dec. 30 Cal Bouchard, BC  
 Jan. 6 Shea Ralph, UConn  
 Jan. 13 Cal Bouchard, BC  
 Jan. 20 Cal Bouchard, BC  
 Jan. 27 Shea Ralph, UConn  
 Feb. 3 Usha Gilmore, RU  
 Feb. 10 Jenea Skeeters, VU  
 Feb. 17 Shea Ralph, UConn  
 Feb. 24 Jenea Skeeters, VU

### 1995-96

Nov. 27 Jennifer Clemente, RU  
 Dec. 4 Sylita Thomas, GU  
 Dec. 11 Danielle Golay, SHU  
 Dec. 18 Sylita Thomas, GU  
 Dec. 27 Danielle Golay, SHU  
 Jan. 2 Susan Blausler, RU  
 Jan. 9 Maria Tchobanova, WVU  
 Jan. 16 Sylita Thomas, GU  
 Jan. 22 Teakya Barnes, SU  
 Jan. 29 Dana Simonelli, PC  
 Feb. 5 Maria Tchobanova, WVU  
 Feb. 12 Diana Braendly, ND  
 Feb. 19 Kimberly Smith, GU  
 Feb. 26 Kimberly Smith, GU

### 1994-95

Dec. 5 Aimee McGuire, BC  
 Dec. 12 Nykesha Sales, UConn  
 Dec. 19 MeChelle Murray, Miami  
 Dec. 27 Julie Wheeler, PC  
 Jan. 2 Latia Howard, Pitt  
 Jan. 9 Kerri Chatten, PC  
 Jan. 16 Nykesha Sales, UConn  
 Jan. 23 Octavia Blue, Miami  
 Jan. 30 Kerri Chatten, PC  
 Feb. 6 Raquel Nurse, SU  
 Feb. 13 Sandy Mitchell, SHU  
 Feb. 20 Kerri Chatten, PC  
 Feb. 27 Julie Wheeler, PC

### 1993-94

Dec. 6 Holly Porter, BC  
 Dec. 13 Sheron Murray, Miami  
 Dec. 20 Julie Angelina, SU  
 Jan. 3 Holly Porter, BC  
 Jan. 10 Mandy Saunders, PC  
 Jan. 16 Dana Wynne, SHU  
 Mandy Saunders, PC

Jan. 23 Kara Wolters, UConn  
 Jan. 30 Holly Porter, BC  
 Carla Berube, UConn  
 Feb. 6 Holly Porter, BC  
 Feb. 13 Mandy Saunders, PC  
 Feb. 20 Holly Porter, BC  
 Feb. 27 Mandy Saunders, PC

### 1992-93

Dec. 7 Jennifer Rizzotti, UConn  
 Dec. 14 Texlin Quinney, SHU  
 Dec. 21 Ayanna Walden, PC  
 Jan. 4 Holly Rilinger, Miami  
 Jan. 10 Jennifer Rizzotti, UConn  
 Jan. 17 Holly Rilinger, Miami  
 Jan. 24 Sarah Miller, PC  
 Feb. 1 Holly Rilinger, Miami  
 Feb. 8 Denise Dillon, VU  
 Feb. 15 Holly Rilinger, Miami  
 Feb. 21 Jennifer Rizzotti, UConn  
 Feb. 28 Denise Dillon, VU

### 1991-92

Dec. 2 Rebecca Lobo, UConn  
 Dec. 9 Grace Kelly, STJ  
 Dec. 15 Rebecca Lobo, UConn  
 Dec. 23 Amanda Makarewicz, SHU  
 Dec. 30 Michele Thornton, VU  
 Jan. 5 Rebecca Lobo, UConn  
 Jan. 12 Angel Lewis, SU  
 Jan. 19 Angel Lewis, SU  
 Dawn Johnson, SHU  
 Jan. 26 Rebecca Lobo, UConn  
 Feb. 2 Michele Thornton, VU  
 Feb. 9 Rebecca Lobo, UConn  
 Feb. 16 Rebecca Lobo, UConn  
 Feb. 24 Michele Thornton, VU  
 March 2 Rebecca Lobo, UConn

### 1990-91

Nov. 27 Orly Grossman, UConn  
 Dec. 3 Jennifer Mead, PC  
 Dec. 10 Michele Verotsky, BC  
 Dec. 17 Kerry Curran, BC  
 Dec. 30 Lucie Fontanella, PC  
 Jan. 7 Lucie Fontanella, PC  
 Jan. 14 No award winner  
 Jan. 20 Jenine Joyce, Pitt  
 Jan. 27 Jennifer Mead, PC  
 Feb. 4 Jonna Huemrich, Pitt  
 Feb. 11 Erin Maloy, Pitt  
 Feb. 17 Jodi Brooks, SHU  
 Feb. 25 Lucie Fontanella, PC

### 1989-90

Dec. 4 Kathy Ferrier, UConn  
 Dec. 11 Karen Connell, VU  
 Dec. 18 Kris Witfill, GU  
 Jan. 2 Sarah Behn, BC  
 Jan. 8 Maureen McConnell, Pitt  
 Jan. 15 Sarah Behn, BC  
 Jan. 22 Holly Oslander, SU  
 Jan. 29 Sarah Behn, BC  
 Feb. 5 Patrina Blow, STJ  
 Feb. 12 Kathy Ferrier, UConn  
 Feb. 19 Turia Ransom, Pitt  
 Feb. 26 Turia Ransom, Pitt

### 1988-89

Nov. 29 Peggi Jewell, GU  
 Dec. 5 Meghan Pattyson, UConn  
 Dec. 12 Tricia Corace, GU  
 Dec. 19 No award winner  
 Jan. 2 Wendy Davis, UConn  
 Jan. 9 Peggi Jewell, GU  
 Jan. 16 Tracy Lis, PC  
 Jan. 23 Kelley Moore, SHU  
 Jan. 30 Rosemary Magarity, VU  
 Feb. 6 Amy Bolen, STJ  
 Feb. 13 Tracy Lis, PC  
 Feb. 20 Wendy Davis, UConn

### 1987-88

Nov. 29 Shanya Evans, PC  
 Dec. 7 Laura Lishness, UConn  
 Dec. 13 Alicia Jones, SHU  
 Dec. 20 Davita Smith, SU  
 Jan. 3 Shanya Evans, PC  
 Jan. 10 Kerry Bascom, UConn  
 Jan. 17 Laura Lishness, UConn  
 Jan. 24 Lorri Johnson, Pitt  
 Jan. 31 Lorri Johnson, Pitt  
 Feb. 7 Connie Hurt, Pitt  
 Feb. 14 Maria Ayres, GU  
 Feb. 21 Laura Lishness, UConn

### 1986-87

Dec. 1 Kris Lamb, UConn  
 Dec. 7 Andrea Mangum, PC  
 Dec. 14 Kris Lamb, UConn  
 Dec. 21 Carla Wenger, BC  
 Jan. 4 Heidi Robbins, UConn  
 Jan. 11 Andrea Mangum, PC  
 Jan. 18 Danene Hopson, SU  
 Jan. 25 Andrea Mangum, PC  
 Feb. 1 Jennifer Shingler, Pitt  
 Feb. 8 Andrea Mangum, PC  
 Feb. 15 Danene Hopson, SU

### 1985-86

Dec. 2 Maureen Conley, STJ  
 Dec. 9 Debbie Hartnett, SHU  
 Dec. 16 Maureen Conley, STJ  
 Dec. 23 No award winner  
 Geraldine Saintilus, SHU  
 Jan. 6 Brenda Ginait, STJ  
 Jan. 13 Geraldine Saintilus, SHU  
 Jan. 20 Geraldine Saintilus, SHU  
 Jan. 27 Geraldine Saintilus, SHU  
 Feb. 3 Nikki Arwood, GU  
 Feb. 10 Debbie Hartnett, SHU  
 Feb. 17 Debbie Hartnett, SHU  
 Feb. 24 Debbie Hartnett, SHU

### 1984-85

Dec. 10 Beth Knight, GU  
 Dec. 17 Lisa Angelotti, VU  
 Dec. 24 Kathy O'Reilly, SHU  
 Jan. 14 Lisa Angelotti, VU  
 Jan. 21 Felisha Legette, SU  
 Jan. 28 Ann Odoy, BC  
 Feb. 4 Felisha Legette, SU  
 Feb. 11 Felisha Legette, SU  
 Feb. 18 Kathy O'Reilly, SHU  
 Feb. 25 Ann Odoy, BC

### 1983-84

Dec. 12 Lori Kulo, UConn  
 Dec. 19 Shelly Pennefather, VU  
 Jan. 3 Evy Doerfler, UConn  
 Jan. 10 Julie Callahan, Pitt  
 Jan. 17 Ann Marie Gothard, GU  
 Jan. 23 Evy Doerfler, UConn  
 Jan. 30 Shelly Pennefather, VU  
 Feb. 5 Shelly Pennefather, VU  
 Feb. 12 Julie Callahan, Pitt  
 Feb. 19 Shelly Pennefather, VU

### 1982-83

Dec. 12 Anne Marie McNamee, STJ  
 Dec. 19 Peggy Walsh, UConn  
 Jan. 3 Sarah Gause, GU  
 Jan. 10 Jackie Smith, STJ  
 Jan. 17 Britt King, PC  
 Jan. 23 Ann Marie McNamee, STJ  
 Jan. 30 No award  
 Feb. 7 Britt King, PC  
 Feb. 15 Jackie Smith, STJ  
 Feb. 21 No award winner  
 Feb. 28 No award winner



# Year-by-Year Champions

## BIG EAST REGULAR SEASON AND TOURNAMENT CHAMPIONS

	Regular Season	Tournament	Tournament MOP
1982-83	Providence/St. John's	St. John's	Debbie Beckford (St. John's)
1983-84	Pittsburgh/Villanova	St. John's	Ann Marie McNamee (St. John's)
1984-85	St. John's/Villanova	Syracuse	Janice Long (Syracuse)
1985-86	Providence	Villanova	Shelly Pennefather (Villanova)
1986-87	Villanova	Villanova	Shelly Pennefather (Villanova)
1987-88	Syracuse	St. John's	Sabrina Johnson (St. John's)
1988-89	Connecticut	Connecticut	Kerry Bascom (Connecticut)
1989-90	Connecticut/Providence	Providence	Andrea Mangum (Providence)
1990-91	Connecticut	Connecticut	Meghan Pattyson (Connecticut)
1991-92	Miami	Miami	Frances Savage (Miami)
1992-93	Miami/Georgetown	Miami	Vicki Plowden (Miami)
1993-94	Connecticut	Connecticut	Rebecca Lobo (Connecticut)
1994-95	Connecticut	Connecticut	Kara Wolters (Connecticut)
1995-96	Providence/Miami/Syracuse/Seton Hall (BE 7)	Connecticut	Kara Wolters (Connecticut)
1996-97	Georgetown (BE 7) Connecticut (BE 6)	Connecticut	Nykesha Sales (Connecticut)
1997-98	Rutgers (BE 7) Connecticut (BE 6)	Connecticut	Rita Williams (Connecticut)

	Regular Season	Tournament	Tournament MOP
1998-99	Connecticut/Rutgers	Connecticut	Shea Ralph (Connecticut)
1999-00	Connecticut	Connecticut	Tamika Williams (Connecticut)
2000-01	Notre Dame/Connecticut	Connecticut	Diana Taurasi (Connecticut)
2001-02	Connecticut	Connecticut	Ashja Jones (Connecticut)
2002-03	Connecticut	Villanova	Trish Juhlme (Villanova)
2003-04	Connecticut	Boston College	Jessalyn Deveny (Boston College)
2004-05	Rutgers	Connecticut	Barbara Turner (Connecticut)
2005-06	Rutgers	Connecticut	Ann Strother (Connecticut)
2006-07	Connecticut	Rutgers	Matee Ajavon (Rutgers)
2007-08	Connecticut	Connecticut	Charde Houston (Connecticut)
2008-09	Connecticut	Connecticut	Maya Moore (Connecticut)
2009-10	Connecticut	Connecticut	Kalana Greene (Connecticut)
2010-11	Connecticut	Connecticut	Maya Moore (Connecticut)
2011-12	Notre Dame	Connecticut	Kaleena Mosqueda-Lewis (Connecticut)
2012-13	Notre Dame	Notre Dame	Kayla McBride (Notre Dame)
2013-14	DePaul	DePaul	Jasmine Penny (DePaul)
2014-15	DePaul/Seton Hall	DePaul	Megan Podkova (DePaul)
2015-16	DePaul	St. John's	Aliyah Handford (St. John's)
2016-17	DePaul/Creighton	Marquette	Amani Wilborn (Marquette)
2017-18	DePaul/Marquette	DePaul	Amarah Coleman (DePaul)
2018-19	Marquette	DePaul	Chante Stonewall (DePaul)

## YEAR-BY-YEAR AWARD WINNERS

### Player of the Year

2018-19	Natisha Hiedeman (Marquette)
2017-18	Allazia Blockton (Marquette)
2016-17	Brooke Schulte (DePaul)
2015-16	Chanise Jenkins (DePaul)
2014-15	Brittany Hrynko (DePaul)
2013-14	Marissa Janning (Creighton)
2012-13	Skylar Diggins (Notre Dame)
2011-12	Skylar Diggins (Notre Dame)
2010-11	Maya Moore (Connecticut)
2009-10	Tina Charles (Connecticut)
2008-09	Maya Moore (Connecticut)
2007-08	Maya Moore (Connecticut)
2006-07	Angel McCoughtry (Louisville)
2005-06	Cappie Pondexter (Rutgers)
2004-05	Jacqueline Batteast (Notre Dame)
2003-04	Diana Taurasi (Connecticut)
2002-03	Diana Taurasi (Connecticut)
2001-02	Sue Bird (Connecticut)
2000-01	Ruth Riley (Notre Dame)
1999-00	Shea Ralph (Connecticut)
1998-99	Svetlana Abrosimova (Connecticut)
1997-98	Nykesha Sales (Connecticut)
1996-97	Kara Wolters (Connecticut)
1995-96	Jennifer Rizzotti (Connecticut)
1994-95	Rebecca Lobo (Connecticut)
1993-94	Rebecca Lobo (Connecticut)
1992-93	Kris Willifill (Georgetown)
1991-92	Frances Savage (Miami)
1990-91	Kerry Bascom (Connecticut)
1989-90	Kerry Bascom (Connecticut)
1988-89	Kerry Bascom (Connecticut)
1987-88	Lisa Angelotti (Villanova)
1986-87	Shelly Pennefather (Villanova)
1985-86	Shelly Pennefather (Villanova)
1984-85	Shelly Pennefather (Villanova)
1983-84	Jennifer Bruce (Pittsburgh)
	Kathy Finn (Providence)
1982-83	Debbie Beckford (St. John's)

### Defensive Player of the Year

2018-19	Michelle Weaver (Butler)
2017-18	Dionna White (Georgetown)
2016-17	Jacqui Grant (DePaul)
	Aaliyah Lewis (St. John's)
2015-16	Aliyah Handford (St. John's)
2014-15	Daisha Simmons (Seton Hall)
2013-14	Liz Stratman (Butler)
2012-13	Kelly Faris (Connecticut)
2011-12	Devereaux Peters (Notre Dame)
2010-11	Devereaux Peters (Notre Dame)
2009-10	Sarah Miles (West Virginia)
2008-09	Angel McCoughtry (Louisville)
2007-08	Essence Carson (Rutgers)
2006-07	Essence Carson (Rutgers)
2005-06	Essence Carson (Rutgers)
2004-05	Chelsea Newton (Rutgers)
2003-04	Rebekkah Brunson (Georgetown)
2002-03	Ashley Battle (Connecticut)
2001-02	Meghan Saake (Miami)
2000-01	Ruth Riley (Notre Dame)
1999-00	Ruth Riley (Notre Dame)
1998-99	Ruth Riley (Notre Dame)
1997-98	Nykesha Sales (Connecticut)
1996-97	Nykesha Sales (Connecticut)

### Coach of the Year

2018-19	Kurt Godlevske (Butler)
2017-18	Carolyn Kieger (Marquette)
	Harry Perretta (Villanova)
2016-17	Doug Bruno (DePaul)
2015-16	Doug Bruno (DePaul)
2014-15	Tony Bozzella (Seton Hall)
2013-14	Doug Bruno (DePaul)
2012-13	Muffet McGraw (Notre Dame)
2011-12	Kim Barnes Arico (St. John's)
2010-11	Geno Auriemma (Connecticut)
2009-10	Geno Auriemma (Connecticut)
	Mike Carey (West Virginia)
2008-09	Geno Auriemma (Connecticut)
	Harry Perretta (Villanova)
2007-08	Geno Auriemma (Connecticut)
	Quentin Hillsman (Syracuse)
	Terri Mitchell (Marquette)
2006-07	Kim Barnes Arico (St. John's)
2005-06	C. Vivian Stringer (Rutgers)
2004-05	Mike Carey (West Virginia)
2003-04	Geno Auriemma (Connecticut)
2002-03	Geno Auriemma (Connecticut)
2001-02	Muffet McGraw (Notre Dame)
2000-01	Geno Auriemma (Connecticut)
1999-00	Traci Waites (Pittsburgh)
	Cathy Inglesse (Boston College)
1998-99	C. Vivian Stringer (Rutgers)
1997-98	Geno Auriemma (Connecticut)
1996-97	Harry Perretta (Villanova)
1995-96	Geno Auriemma (Connecticut)
1994-95	Phyllis Mangina (Seton Hall)
1993-94	Phyllis Mangina (Seton Hall)
1992-93	Patrick Knapp (Georgetown)
1991-92	Ferne Labati (Miami)
1990-91	Joe Mullaney, Jr. (St. John's)
1989-90	Phyllis Mangina (Seton Hall)
1988-89	Geno Auriemma (Connecticut)
1987-88	Barbara Jacobs (Syracuse)
1986-87	Harry Perretta (Villanova)
1985-86	Bob Foley (Providence)
1984-85	Margo Plotzke (Boston College)
1983-84	Judy Saurer (Pittsburgh)
1982-83	Don Perrelli (St. John's)

### Sportsmanship Award

2018-19	Ashton Millender (DePaul)
	Jannah Tucker (Villanova)
2017-18	Lauren Prochaska (DePaul)
2016-17	Lauren Prochaska (Creighton)
2015-16	Katherine Coyer (Villanova)
2014-15	Marissa Janning (Creighton)
2013-14	Eugeneia McPherson (St. John's)
2012-13	Anna Martin (DePaul)
2011-12	Deanna Ortiz (DePaul)
	Da'Shena Stevens (St. John's)
2010-11	Shelly Bellman (Cincinnati)
	Sam Quigley (DePaul)
2009-10	Maria Getty (Villanova)
2008-09	Renee Montgomery (Connecticut)
2007-08	Meg Bulger (West Virginia)
2006-07	Jenna Rubino (DePaul)
2005-06	Carolyn Kieger (Marquette)
2004-05	Jen Hilgenberg (Villanova)
2003-04	Sherri Brown (St. John's)
2002-03	Leslie Ardon (Seton Hall)
2001-02	Mimi Riley (Villanova)

### Freshman (Rookie) of the Year

2018-19	Mary Baskerville (Providence)
2017-18	Qadashah Hoppie (St. John's)
2016-17	Jaylyn Agnew (Creighton)
2015-16	Allazia Blockton (Marquette)
2014-15	Dorothy Adomako (Georgetown)
2013-14	Natalie Butler (Georgetown)
2012-13	Jewell Loyd (Notre Dame)
2011-12	Kaleena Mosqueda-Lewis (Connecticut)
2010-11	Bria Hartley (Connecticut)
2009-10	Sugar Rodgers (Georgetown)
2008-09	Da'Shena Stevens (St. John's)
2007-08	Maya Moore (Connecticut)
2006-07	Tina Charles (Connecticut)
2005-06	Renee Montgomery (Connecticut)
2004-05	Matee Ajavon (Rutgers)
^ 2003-04	Meg Bulger (West Virginia)
2002-03	Cappie Pondexter (Rutgers)
2001-02	Jacqueline Batteast (Notre Dame)
2000-01	Rebekkah Brunson (Georgetown)
1999-00	Alicia Ratay (Notre Dame)
1998-99	Tamika Williams (Connecticut)
1997-98	Natasha Pointer (Rutgers)
1996-97	Shea Ralph (Connecticut)
1995-96	Kimberly Smith (Georgetown)
1994-95	Nykesha Sales (Connecticut)
1993-94	Holly Porter (Boston College)
1992-93	Holly Ringer (Miami)
	Jennifer Rizzotti (Connecticut)
1991-92	Rebecca Lobo (Connecticut)
1990-91	Jonna Huemrich (Pittsburgh)
1989-90	Sarah Behn (Boston College)
*1988-89	Tracy Lis (Providence)
1987-88	Laura Lishness (Connecticut)
1986-87	Kris Lamb (Connecticut)
1985-86	Geraldine Saintilus (Seton Hall)
1984-85	Felisha Legette (Syracuse)
1983-84	Shelly Pennefather (Villanova)
1982-83	Ann Marie McNamee (St. John's)
^ - Rookie of the Year was changed to Freshman of the Year in 2003-04	
* - Freshman of the Year was changed to Rookie of the Year in 1988-89	

### Sixth-Woman Award

2018-19	Allazia Blockton (Marquette)
2017-18	Mary Gedaka (Villanova)
2016-17	Tanita Allen (DePaul)
2015-16	Adrianna Hahn (Villanova)
2014-15	Taylor Holeman (Villanova)
2013-14	Caroline Coyer (Villanova)
2012-13	Carmen Tyson-Thomas (Syracuse)
2011-12	Kaleena Mosqueda-Lewis (Connecticut)
2010-11	Taylor Pikes (DePaul)
2009-10	Laura Sweeney (Villanova)
2008-09	China Threatt (DePaul)
2007-08	Ketia Swanier (Connecticut)

### Scholar-Athlete of the Year

2018-19	Allazia Blockton (Marquette)
2017-18	Allazia Blockton (Marquette)
2016-17	Brooke Schulte (DePaul)
2015-16	Megan Podkova (DePaul)
2014-15	Brittany Hrynko (DePaul)
2013-14	Katherine Plouffe (Marquette)
2012-13	Anna Martin (DePaul)
2011-12	Da'Shena Stevens (St. John's)
2010-11	Maya Moore (Connecticut)
2009-10	Maya Moore (Connecticut)
2008-09	Jill Stephens (Cincinnati)
2007-08	Allie Quigley (DePaul)
2006-07	Jenna Rubino (DePaul)
2005-06	Megan Duffy (Notre Dame)
2004-05	Ashley Bush (Seton Hall)
2003-04	Courtney Mix (Villanova)
2002-03	Alicia Ratay (Notre Dame)
2001-02	Nicole Conway (Boston College)
2000-01	Ruth Riley (Notre Dame)
1999-00	Cal Bouchard (Boston College)
1998-99	Rebecca Sturbridge (West Virginia)
1997-98	Raquel Nurse (Syracuse)
1996-97	Kristyn Cool (Syracuse)
1995-96	Jennifer Rizzotti (Connecticut)
1994-95	Rebecca Lobo (Connecticut)
1993-94	Rebecca Lobo (Connecticut)
1992-93	Erin Kenneally (Syracuse)
1991-92	Wendy Davis (Connecticut)
1990-91	Carla Wenger (Boston College)
1989-90	Angela Alson (Syracuse)
1988-89	Geraldine Saintilus (Seton Hall)
1987-88	Vera Jones (Syracuse)
1986-87	Kathy Sweet (Boston College)
1985-86	Joan Powers (Providence)

### Most Improved Award

2018-19	Shadeen Samuels (Seton Hall)
2017-18	Cynthia Petke (Georgetown)
2016-17	Brooke Schulte (DePaul)
	Brianna Rollerson (Creighton)
2015-16	McKayla Yentz (Marquette)
2014-15	Alexis Akin-Otiko (Creighton)
2013-14	Tabatha Richardson-Smith (Seton Hall)
2012-13	Kelly Faris (Connecticut)
	Brittany Hrynko (DePaul)
2011-12	Jasmine Wynne (USF)
2010-11	Natalie Novosel (Notre Dame)
2009-10	Monique Reid (Louisville)
2008-09	Laura Kurz (Villanova)
	Sarah Miles (West Virginia)
2007-08	Epiphany Prince (Rutgers)
2006-07	Shavonte Zellous (Pittsburgh)
2005-06	Mel Thomas (Connecticut)
2004-05	Michelle Campbell (Rutgers)
2003-04	Megan Duffy (Notre Dame)
2002-03	Jessalyn Deveny (Boston College)
2001-02	Ieva Kublina (Virginia Tech)
2000-01	Kelley Siemon (Notre Dame)
1999-00	Jamie Courmoyer (Boston College)
1998-99	Alissa Murphy (Boston College)
1997-98	Jenny Higgins (Villanova)
1996-97	Kym Hope (Miami)

# All-Time All-Conference

## AWARD WINNERS

### 2018-19

**First Team:** Audrey Faber (CU), Mart'e Grays (DPU), Natisha Hiedeman (MU), Shadeen Samuels (SHU), Dionna White (GU)

**Second Team:** Dorothy Adomako (GU), Erika Davenport (MU), Mary Gedaka (VU), Tori Schickel (BU), Chante Stonewall (DPU)

**Honorable Mention:** Tiana England (SIU), Ariana Gray (XU), Whitney Jennings (BU), Jovana Nogic (PC), Amani Wilborn (MU)

**All-Freshman Team:** Kadaja Bailey (SIU), Mary Baskerville (PC), Emily Esposito (VU), Lexi Held (DPU), Kaela Webb (PC)

**Coach of the Year:** Kurt Godlevske (BU)

**Player of the Year:** Natisha Hiedeman (MU)

**Defensive Player of the Year:** Michelle Weaver (BU)

**Sixth-Woman Award:** Allazia Blockton (MU)

**Most Improved:** Shadeen Samuels (SHU)

**Freshman of the Year:** Mary Baskerville (PC)

**Sportsmanship Award:** Jannah Tucker (VU), Ashton Millender (DPU)

**Scholar-Athlete of the Year:** Allazia Blockton (MU)

### 2017-18

**First Team:** Allazia Blockton (MU), Kelly Campbell (DPU), Mart'e Grays (DPU), Tori Schickel (BU), Dionna White (GU)

**Second Team:** Jaylyn Agnew (CU), Erika Davenport (MU), Audrey Faber (CU), Alex Louin (VU), Maya Singleton (SIU)

**Honorable Mention:** Mary Gedaka (VU), Whitney Jennings (BU), Sydney Lamberty (CU), Cynthia Petke (GU), Amani Wilborn (MU)

**All-Freshman Team:** Temi Carda (CU), Aaliyah Dunham (XU), Tiana England (SIU), Qadashah Hoppie (SIU), Chanell Williams (PC)

**Coach of the Year:** Carolyn Kieger (MU), Harry Perretta (VU)

**Player of the Year:** Allazia Blockton (MU)

**Defensive Player of the Year:** Dionna White (GU)

**Sixth-Woman Award:** Mary Gedaka (VU)

**Most Improved:** Cynthia Petke (GU)

**Freshman of the Year:** Qadashah Hoppie (SIU)

**Sportsmanship Award:** Lauren Prochaska (DPU)

**Scholar-Athlete of the Year:** Allazia Blockton (MU)

### 2016-17

**First Team:** Allazia Blockton (MU), Audrey Faber (CU), Jacqui Grant (DPU), Brooke Schulte (DPU), Jade Walker (SIU)

**Second Team:** Erika Davenport (MU), Adrianna Hahn (VU), Marissa Janning (CU), Tori Schickel (BU), Dionna White (GU)

**Honorable Mention:** Dorothy Adomako (GU), Raeshawn Gaffney (XU), Natisha Hiedeman (MU), Aaliyah Lewis (SIU), Alex Louin (VU), Yoyo Nogic (PC)

**All-Freshman Team:** Jaylyn Agnew (CU), Kelly Campbell (DPU), Kaela Hilaire (SHU), Alisha Kebbe (SIU), Sydney Shelton (BU)

**Coach of the Year:** Doug Bruno (DPU)

**Player of the Year:** Brooke Schulte (DPU)

**Defensive Player of the Year:** Aaliyah Lewis (STJ), Jacqui Grant (DPU)

**Sixth-Woman Award:** Tanita Allen (DPU)

**Most Improved:** Brooke Schulte (DPU), Brianna Rollerson (CU)

**Freshman of the Year:** Jaylyn Agnew (CU)

**Sportsmanship Award:** Lauren Works (CU)

**Scholar-Athlete of the Year:** Brooke Schulte (DPU)

### 2015-16

**First Team:** Caroline Coyer (Villanova), Danaejah Grant (St. John's), Aliyah Handford (St. John's), Chanise Jenkins (DePaul), Tabatha Richardson-Smith (Seton Hall)

**Second Team:** Dorothy Adomako (Georgetown), Allazia Blockton (Marquette), Jessica January (DePaul), Megan Podkowa (DePaul), Dionna White (Georgetown)

**Honorable Mention:** Audrey Faber (Creighton), Briana Clover (Xavier), Alex Louin (Villanova), Aleesha Powell (Seton Hall), Shakena Richardson (Seton Hall)

**All-Freshman Team:** Allazia Blockton (Marquette), Audrey Faber (Creighton), Adrianna Hahn (Villanova), Natisha Hiedeman (Marquette), Dionna White (Georgetown)

**Coach of the Year:** Doug Bruno (DePaul)

**Player of the Year:** Chanise Jenkins (DePaul)

**Defensive Player of the Year:** Aliyah Handford (St. John's)

**Sixth-Woman Award:** Adrianna Hahn (Villanova)

**Most Improved:** McKayla Yentz (Marquette)

**Freshman of the Year:** Allazia Blockton (Marquette)

**Sportsmanship Award:** Katherine Coyer (Villanova)

**Scholar-Athlete of the Year:** Megan Podkowa (DePaul)

### 2014-15

**First Team:** Caroline Coyer (Villanova), Aliyah Handford (St. John's), Brittany Hrynko (DePaul), Marissa Janning (Creighton), Daisha Simmons (Seton Hall), Ka-Deidre Simmons (Seton Hall), Ijeoma Uchendu (Butler)

**Second Team:** Alexis Akin-Otiko (Creighton), Danaejah Grant (St. John's), Chanise Jenkins (DePaul), Emily Leer (Villanova), Arlesia Morse (Marquette), Megan Podkowa (DePaul), Tabatha Richardson-Smith (Seton Hall)

**Honorable Mention:** Dorothy Adomako (Georgetown), Loryn Goodwin (Butler), Jessica January (DePaul), Amber Thompson (St. John's)

**All-Freshman Team:** Dorothy Adomako (Georgetown), Kenisha Bell (Marquette), Sydney Buck (Butler), Tia Elbert (Marquette), Mart'e Grays (DePaul), Sydney Lamberty (Creighton), Alex Louin (Villanova)

**Coach of the Year:** Tony Bozzella (Seton Hall)

**Player of the Year:** Brittany Hrynko (DePaul)

**Defensive Player of the Year:** Daisha Simmons (Seton Hall)

**Sixth-Man Award:** Taylor Holeman (Villanova)

**Most Improved:** Alexis Akin-Otiko (Creighton)

**Freshman of the Year:** Dorothy Adomako (Georgetown)

**Sportsmanship Award:** Marissa Janning (Creighton)

**Scholar-Athlete of the Year:** Brittany Hrynko (DePaul)

### 2013-14

**First Team:** Marissa Janning (Creighton), Brittany Hrynko (DePaul), Jasmine Penny (DePaul), Katherine Plouffe (Marquette), Aliyah Handford (St. John's), Ka-Deidre Simmons (Seton Hall), Devon Kane (Villanova)

**Second Team:** Daress McClung (Butler), McKenzie Fujan (Creighton), Sarah Nelson (Creighton), Natalie Butler (Georgetown), Andrea White (Georgetown), Alexis Harris (Providence), Tabatha Richardson-Smith (Seton Hall)

**Honorable Mention:** Megan Rogowski (DePaul), Liz Stratman (Butler), Amber Thompson (St. John's)

**All-Freshman Team:** Jessica January (DePaul), Natalie Butler (Georgetown), Faith Woodard (Georgetown), Sarah Beal (Providence), Jade Walker (St. John's), Sidney Cook (Seton Hall), Maddison Blackwell (Xavier)

**Coach of the Year:** Doug Bruno (DePaul)

**Player of the Year:** Marissa Janning (Creighton)

**Defensive Player of the Year:** Liz Stratman (Butler)

**Sixth-Man Award:** Caroline Coyer (Villanova)

**Most Improved:** Tabatha Richardson-Smith (Seton Hall)

**Freshman of the Year:** Natalie Butler (Georgetown)

**Sportsmanship Award:** Eugenia McPherson (St. John's)

**Scholar-Athlete of the Year:** Katherine Plouffe (Marquette)

### 2012-13

**First Team:** Stefanie Dolson (UConn), Kaleena Mosqueda-Lewis (UConn), Brittany Hrynko (DPU), Sugar Rodgers (GU), Shoni Schimmel (UofL), Natalie Achonwa (ND), Skylar Diggins (ND), Kayla McBride (ND), Nadirah McKeith (STJ), Sheneka Smith (STJ), Andrea Smith (USF), Kayla Alexander (SU)

**Second Team:** Dayeasha Hollins (UC), Kelly Farris (UConn), Katherine Harry (DPU), Anna Martin (DPU), Antonita Slaughter (UofL), Katherine Plouffe (MU), Symone Roberts (PC), Brittany Morris (SHU), Andrell Smith (USF), Laura Sweeney (VU)

**Honorable Mention:** Bria Hartley (UConn), Breanna Stewart (UConn), Jewell Loyd (ND), Brianna Kiesel (Pitt), Erica Wheeler (RU)

**All-Freshman Team:** Moriah Jefferson (UConn), Breanna Stewart (UConn), Chanise Jenkins (DPU), Brooklyn Pumroy (MU), Jewell Loyd (ND), Aliyah Handford (STJ), Kahleah Copper (RU), Brianna Butler (SU), Britney Sykes (SU), Alisia Jenkins (USF)

**Coach of the Year -** Muffet McGraw (ND)

**Player of the Year -** Skylar Diggins (ND)

**Defensive Player of the Year -** Kelly Farris (UConn)

**Sixth-Man Award -** Carmen Tyson-Thomas (SU)

**Most Improved -** Kelly Farris (UConn), Brittany Hrynko (DPU)

**Freshman of the Year -** Jewell Loyd (ND)

**Sportsmanship Award -** Anna Martin (DPU)

**Scholar-Athlete of the Year -** Anna Martin (DPU)

### 2011-12

**First Team:** Bria Hartley (Connecticut), Tiffany Hayes (Connecticut), Anna Martin (DePaul), Sugar Rodgers (Georgetown), Shoni Schimmel (Louisville), Skylar Diggins (Notre Dame), Natalie Novose (Notre Dame), Devereaux Peters (Notre Dame), Khadijah Rushdan (Rutgers), Sheneka Smith (St. John's), Asya Bussie (West Virginia)

**Second Team:** Dayeasha Hollins (Cincinnati), Kaleena Mosqueda-Lewis (Connecticut), April Sykes (Rutgers), Nadirah McKeith (St. John's), Da'Shena Stevens (St. John's), Jasmine Crew (Seton Hall), Jasmine Wynne (USF), Kayla Alexander (Syracuse), Iasia Hemingway (Syracuse), Laura Sweeney (Villanova)

**Honorable Mention:** Stefanie Dolson (Connecticut), Katherine Harry (DePaul), Tia Magee (Georgetown), Katherine Plouffe (Marquette), Monique Oliver (Rutgers), Christal Caldwell (West Virginia)

**All-Freshman Team:** Kaleena Mosqueda-Lewis (Connecticut), Kiah Stokes (Connecticut), Brittany Hrynko (DePaul), Bria Smith (Louisville), Arlesia Morse (Marquette), Brianna Kiesel (Pittsburgh), Betnijah Laney (Rutgers), Amber Thompson (St. John's), Lauren Burford (Villanova), Linda Stepney (West Virginia)

**Coach of the Year -** Kim Barnes Arico (St. John's)

**Player of the Year -** Skylar Diggins (Notre Dame)

**Defensive Player of the Year -** Devereaux Peters (Notre Dame)

**Sixth-Man Award -** Kaleena Mosqueda-Lewis (Connecticut)

**Most Improved -** Jasmine Wynne (USF)

**Freshman of the Year -** Kaleena Mosqueda-Lewis (Connecticut)

**Sportsmanship Award -** Deanna Ortiz (DePaul), Da'Shena Stevens (St. John's)

**Scholar-Athlete of the Year -** Da'Shena Stevens (St. John's)



# All-Time All-Conference

## AWARD WINNERS

### 2010-11

**First Team:** Tiffany Hayes (Connecticut), Maya Moore (Connecticut), Keisha Hampton (DePaul), Sugar Rodgers (Georgetown), Monique Reid (Louisville), Angel Robinson (Marquette), Skylar Diggins (Notre Dame), Natalie Novosel (Notre Dame), Devereaux Peters (Notre Dame), Kayla Alexander (Syracuse), Liz Repella (West Virginia).

**Second Team:** Bria Hartley (Connecticut), Sam Quigley (DePaul), Tatiyana McMorris (Marquette), Taneisha Harrison (Pittsburgh), Monique Oliver (Rutgers), Khadijah Rushdan (Rutgers), April Sykes (Rutgers), Shenneika Smith (St. John's), Da'Shena Stevens (St. John's), Andrea Smith (USF), Madina Ali (West Virginia).

**Honorable Mention:** Kelly Farris (Connecticut), Felicia Chester (DePaul), Monica McNutt (Georgetown), Shoni Schimmel (Louisville), Chelsea Cole (Pittsburgh), Isasia Hemingway (Sarasota).

**All-Freshman Team:** Kayla Cook (Cincinnati), Jeanise Randolph (Cincinnati), Stefanie Dolson (Connecticut), Bria Hartley (Connecticut), Shoni Schimmel (Louisville), Sherrone Vails (Louisville), Katherine Plouffe (Marquette), Natalie Achonwa (Notre Dame), Lauren Okafor (Providence), Ka-Deidre Simmons (Seton Hall).

**Coach of the Year** - Geno Auriemma (Connecticut)

**Player of the Year** - Maya Moore (Connecticut)

**Defensive Player of the Year** - Devereaux Peters (Notre Dame)

**Sixth-Man Award** - Taylor Pikes (DePaul)

**Most Improved** - Natalie Novosel (Notre Dame)

**Freshman of the Year** - Bria Hartley (Connecticut)

**Sportsmanship Award** - Shelly Bellman (Cincinnati), Sam Quigley (DePaul)

**Scholar-Athlete of the Year** - Maya Moore (Connecticut)

### 2009-10

**First Team:** Tina Charles (Connecticut), Kalana Greene (Connecticut), Jessica Lawson (USF), Chelsea Marandola (Providence), Nicole Michael (Syracuse), Maya Moore (Connecticut), Monique Reid (Louisville), Liz Repella (West Virginia), Sugar Rodgers (Georgetown), Lindsay Schrader (Notre Dame), Da'Shena Stevens (St. John's).

**Second Team:** Ashley Barlow (Notre Dame), Skylar Diggins (Notre Dame), Keisha Hampton (DePaul), Tiffany Hayes (Connecticut), Monica McNutt (Georgetown), Sarah Miles (West Virginia), Sam Quigley (DePaul), Brittany Ray (Rutgers), Angel Robinson (Marquette), Kahla Roudebush (Cincinnati).

**Honorable Mention:** Korinne Campbell (West Virginia), Chelsea Cole (Pittsburgh), Maria Getty (Villanova), Jania Sims (Pittsburgh).

**All-Freshman Team:** Kayla Alexander (Syracuse), Asya Bussie (West Virginia), Skylar Diggins (Notre Dame), Kelly Farris (Connecticut), Katherine Harry (DePaul), Nadirah McKeith (St. John's), Sugar Rodgers (Georgetown), Ka'Neisha Saunders (USF), Sarina Simmons (Marquette), Shenneika Smith (St. John's), Laura Sweeney (Villanova), Carmen Tyson-Thomas (Syracuse)

**Co-Coaches of the Year** - Geno Auriemma (Connecticut) and Mike Carey (West Virginia)

**Player of the Year** - Tina Charles (Connecticut)

**Defensive Player of the Year** - Sarah Miles (West Virginia)

**Sixth-Man Award** - Laura Sweeney (Villanova)

**Most Improved** - Monique Reid (Louisville)

**Freshman of the Year** - Sugar Rodgers (Georgetown)

**Sportsmanship Award** - Maria Getty (Villanova)

**Scholar-Athlete of the Year** - Maya Moore (Connecticut)

### 2008-09

**First Team:** Candyce Bingham (Louisville), Tina Charles (Connecticut), Shantia Grace (USF), Chandra Jones (Syracuse), Laura Kurz (Villanova), Angel McCoughtry (Louisville), Renee Montgomery (Connecticut), Maya Moore (Connecticut), Epiphany Prince (Rutgers), Lindsay Schrader (Notre Dame), Shavonte Zellous (Pittsburgh).

**Second Team:** Ashley Barlow (Notre Dame), Takisha Granberry (West Virginia), Monique McLean (St. John's), Deirdre Naughton (DePaul), Liz Repella (West Virginia), Angel Robinson (Marquette), Kahla Roudebush (Cincinnati), Xenia Stewart (Pittsburgh), Natasha Williams (DePaul), Noteisha Womack (Seton Hall).

**Honorable Mention:** Krystal Ellis (Marquette), Karee Houlette (Georgetown), Nicole Michael (Syracuse), Kia Vaughn (Rutgers).

**All-Freshman Team:** Kandice Green (Seton Hall), Keisha Hampton (DePaul), Tiffany Hayes (Connecticut), Natalie Novosel (Notre Dame), Jessica Pachko (Marquette), Monique Reid (Louisville), Shanasa Sanders (Cincinnati), Erica Solomon (Notre Dame), Da'Shena Stevens (St. John's), Shawnee Wilson (Pittsburgh).

**Co-Coaches of the Year** - Geno Auriemma (Connecticut) and Harry Perretta (Villanova)

**Player of the Year** - Maya Moore (Connecticut)

**Defensive Player of the Year** - Angel McCoughtry (Louisville)

**Sixth-Man Award** - China Threatt (DePaul)

**Co-Most Improved** - Laura Kurz (Villanova) and Sarah Miles (West Virginia)

**Freshman of the Year** - Da'Shena Stevens (St. John's)

**Sportsmanship Award** - Renee Montgomery (Connecticut)

**Scholar-Athlete of the Year** - Jill Stephens (Cincinnati)

### 2007-08

**First Team:** Matee Ajavon (Rutgers), Charel Allen (Notre Dame), Tina Charles (Connecticut), Krystal Ellis (Marquette), Angel McCoughtry (Louisville), Renee Montgomery (Connecticut), Maya Moore (Connecticut), Epiphany Prince (Rutgers), Allie Quigley (DePaul), Olayinka Sanni (West Virginia), Shavonte Zellous (Pittsburgh).

**Second Team:** Candyce Bingham (Louisville), Meg Bulger (West Virginia), Essence Carson (Rutgers), Shantia Grace (USF), Chandra Jones (Syracuse), Laura Kurz (Villanova), LaQuita Owens (West Virginia), Kia Vaughn (Rutgers), Mercedes Walker (Pittsburgh), Kia Wright (St. John's).

**Honorable Mention:** Ashley Barlow (Notre Dame), Kieraah Marlow (Georgetown), Nicole Michael (Syracuse), Deirdre Naughton (DePaul), Lindsay Schrader (Notre Dame), Ketia Swanier (Connecticut).

**All-Freshman Team:** Chelsea Cole (Pittsburgh), Lorin Dixon (Connecticut), Mi-Khida Hankins (Providence), Tasha Harris (Syracuse), Taneisha Harrison (Pittsburgh), Sky Lindsay (St. John's), Brittany Mallory (Notre Dame), Maya Moore (Connecticut), Erica Morrow (Syracuse), Devereaux Peters (Notre Dame), Angel Robinson (Marquette), Ebonie Williams (Seton Hall).

**Co-Coaches of the Year** - Geno Auriemma (Connecticut) and Quentin Hillsman (Syracuse)

**Player of the Year** - Maya Moore (Connecticut)

**Defensive Player of the Year** - Essence Carson (Rutgers)

**Sixth-Man Award** - Ketia Swanier (Connecticut)

**Most Improved** - Epiphany Prince (Rutgers)

**Freshman of the Year** - Maya Moore (Connecticut)

**Sportsmanship Award** - Meg Bulger (West Virginia)

**Scholar-Athlete of the Year** - Allie Quigley (DePaul)

### 2006-07

**First Team:** Charel Allen (Notre Dame), Essence Carson (Rutgers), Jessica Dickson (USF), Krystal Ellis (Marquette), Angel McCoughtry (Louisville), Renee Montgomery (Connecticut), Christina Quaye (Marquette), Olayinka Sanni (West Virginia), Kia Vaughn (Rutgers), Mercedes Walker (Pittsburgh), Shavonte Zellous (Pittsburgh).

**Second Team:** Matee Ajavon (Rutgers), Tina Charles (Connecticut), Shantia Grace (USF), Kalana Greene (Connecticut), Charde Houston (Connecticut), Chelsea Marandola (Providence), Kieraah Marlow (Georgetown), LaQuita Owens (West Virginia), Allie Quigley (DePaul), Kia Wright (St. John's)

**Honorable Mention:** Chakhia Cole (West Virginia), Jazz Covington (Louisville), Monique McLean (St. John's), Nicole Michael (Syracuse), Elizbieta Mukosiej (Seton Hall), Caprice Smith (DePaul).

**All-Freshman Team:** Ashley Barlow (Notre Dame), Tina Charles (Connecticut), Kendria Holmes (Providence), Carla Jacobs (Cincinnati), Melissa Lechlitter (Notre Dame), Kalii McLaren (Connecticut), Nicole Michael (Syracuse), Epiphany Prince (Rutgers), Brittany Ray (Rutgers), Jania Sims (Pittsburgh), Erica Williamson (Notre Dame).

**Coach of the Year** - Terri Mitchell (Marquette)

**Player of the Year** - Angel McCoughtry (Louisville)

**Defensive Player of the Year** - Essence Carson (Rutgers)

**Most Improved** - Shavonte Zellous (Pittsburgh)

**Freshman of the Year** - Tina Charles (Connecticut)

**Sportsmanship Award** - Jenna Rubino (DePaul)

**Scholar-Athlete of the Year** - Jenna Rubino (DePaul)

### 2005-06

**First Team:** Matee Ajavon (Rutgers), Angela Clark (St. John's), Jazz Covington (Louisville), Jessica Dickson (USF), Megan Duffy (Notre Dame), Cappie Pondexter (Rutgers), Khara Smith (DePaul), Ann Strother (Connecticut), Liad Suez-Kami (Villanova), Mercedes Walker (Pittsburgh), Kia Wright (St. John's).

**Second Team:** Meg Bulger (West Virginia), Essence Carson (Rutgers), Treasure Humphries (Cincinnati), Carolyn Kieger (Marquette), Kieraah Marlow (Georgetown), Christina Quaye (Marquette), Allie Quigley (DePaul), Jenna Rubino (DePaul), Vaída Sipaviciute (Syracuse), Barbara Turner (Connecticut), Mallorie Winn (Pittsburgh).

**Honorable Mention:** Monique Blake (Seton Hall), Charde Houston (Connecticut), Mel Thomas (Connecticut).

**All-Freshman Team:** Shelly Bellman (Cincinnati), Krystal Ellis (Marquette), Chelsea Marandola (Providence), Angel McCoughtry (Louisville), Renee Montgomery (Connecticut).

**Coach of the Year** - Kim Barnes Arico (St. John's)

**Player of the Year** - Cappie Pondexter (Rutgers)

**Defensive Player of the Year** - Essence Carson (Rutgers)

**Most Improved** - Mel Thomas (Connecticut)

**Freshman of the Year** - Renee Montgomery (Connecticut)

**Sportsmanship Award** - Carolyn Kieger (Marquette)

**Scholar-Athlete of the Year** - Megan Duffy (Notre Dame)

### 2004-05

**First Team:** Meg Bulger (West Virginia), Jacqueline Batteast (Notre Dame), Jessalyn Deveny (Boston College), Megan Duffy (Notre Dame), Cappie Pondexter (Rutgers), Ann Strother (Connecticut).

**Second Team:** Jackie Adamshick (Villanova), Matee Ajavon (Rutgers), Yolanda Paige (West Virginia), Liad Suez (Villanova), Kia Wright (St. John's).

**Third Team:** Ashley Bush (Seton Hall), Michelle Campbell (Rutgers), Clare Drosch (Boston College), Charde Houston (Connecticut), Chelsea Newton (Rutgers).

**Honorable Mention:** Jessica Moore (Connecticut), Barbara Turner (Connecticut), Mercedes Walker (Pittsburgh)

**All-Freshman Team:** Matee Ajavon (Rutgers), Charel Allen (Notre Dame), Charde Houston (Connecticut), Kieraah Marlow (Georgetown), Mercedes Walker (Pittsburgh).

**Coach of the Year:** C. Vivian Stringer (Rutgers)

**Player of the Year:** Jacqueline Batteast (Notre Dame)

**Defensive Player of the Year:** Chelsea Newton (Rutgers)

**Most Improved:** Michelle Campbell (Rutgers)

**Freshman of the Year:** Matee Ajavon (Rutgers)

**Sportsmanship Award:** Jen Hilgenberg (Villanova)

**Scholar-Athlete of the Year** - Ashley Bush (Seton Hall)

### 2003-04

**First Team:** Jacqueline Batteast (Notre Dame), Rebekkah Brunson (Georgetown), Jessalyn Deveny (Boston College), Tamara James (Miami), Cappie Pondexter (Rutgers), Diana Taurasi (Connecticut).

**Second Team:** Kate Bulger (West Virginia), Amber Jacobs (Boston College), Ieva Kublina (Virginia Tech), Courtney Mix (Villanova), Barbara Turner (Connecticut).

**Third Team:** Chanivia Broussard (Miami), Julie McBride (Syracuse), Yolanda Paige (West Virginia), Ann Strother (Connecticut), Liad Suez (Villanova).

**Honorable Mention:** Megan Duffy (Notre Dame), Latoya Kincaid (Pittsburgh), Yolanda McCormick (Miami).

**All-Freshman Team:** Monique Blake (Seton Hall), Meg Bulger (West Virginia), Angie Clark (St. John's), Lauren Kohn (Syracuse), Heta Korpiavaara (Seton Hall), Liz Sherwood (Connecticut).

**Coach of the Year:** Mike Carey (West Virginia)

**Player of the Year:** Diana Taurasi (Connecticut)

**Defensive Player of the Year:** Rebekkah Brunson (Georgetown)

**Most Improved:** Megan Duffy (Notre Dame)

**Freshman of the Year:** Meg Bulger (West Virginia)

**Sportsmanship Award:** Sherri Brown (St. John's)

**Scholar-Athlete of the Year** - Courtney Mix (Villanova)

# All-Time All-Conference

## AWARD WINNERS

### 2002-03

**First Team:** Rebekkah Brunson (Georgetown), Becky Gottstein (Boston College), Trish Juhline (Villanova), Ieva Kublina (Virginia Tech), Cappie Pondexter (Rutgers), Diana Taurasi (Connecticut).

**Second Team:** Jacqueline Batteast (Notre Dame), Katie Davis (Villanova), Jessalyn Deveny (Boston College), Tamara James (Miami), Julie McBride (Syracuse).

**Third Team:** Kate Bulger (West Virginia), Mauri Horton (Rutgers), Shannon Perry (Syracuse), Laine Selwyn (Pittsburgh), Ann Strother (Connecticut).

**Honorable Mention:** Amber Jacobs (Boston College), Courtney Mix (Villanova), Alicia Ratay (Notre Dame), Brianne Stepherson (Boston College).

**All-Rookie:** Tamara James (Miami), Courtney LaVere (Notre Dame), Carrie Mason (Virginia Tech), Cappie Pondexter (Rutgers), Ann Strother (Connecticut), Barbara Turner (Connecticut).

**Coach of the Year:** Geno Auriemma (Connecticut)

**Player of the Year:** Diana Taurasi (Connecticut)

**Defensive Player of the Year:** Ashley Battle (Connecticut)

**Most Improved:** Jessalyn Deveny (Boston College)

**Rookie of the Year:** Cappie Pondexter (Rutgers)

**Sportsmanship Award:** Leslie Ardon (Seton Hall)

**Scholar-Athlete of the Year -** Alicia Ratay (Notre Dame)

### 2001-02

**First Team:** Sue Bird (Connecticut), Swin Cash (Connecticut), Asjha Jones (Connecticut), Trish Juhline (Villanova), Alicia Ratay (Notre Dame), Diana Taurasi (Connecticut).

**Second Team:** Jacqueline Batteast (Notre Dame), Chanivia Broussard (Miami), Kate Bulger (West Virginia), Ieva Kublina (Virginia Tech), Brianne Stepherson (Boston College).

**Third Team:** Davalyn Cunningham (Rutgers), Sarah Hicks (Virginia Tech), Jaime James (Syracuse), Julie McBride (Syracuse), Tamika Williams (Connecticut).

**Honorable Mention:** Rebekkah Brunson (Georgetown), Nicole Conway (Boston College), Mimi Riley (Villanova), Meghan Saake (Miami), Laine Selwyn (Pittsburgh).

**All-Rookie Team:** Jacqueline Batteast (Notre Dame), Clare Drosch (Boston College), Mary Lisicky (Georgetown), Yolanda Paige (West Virginia), Jessica Simmonds (Providence), Sherel Sowho (West Virginia).

**Coach of the Year:** Geno Auriemma (Connecticut)

**Player of the Year:** Sue Bird (Connecticut)

**Defensive Player of the Year:** Meghan Saake (Miami)

**Most Improved Player:** Ieva Kublina (Virginia Tech)

**Rookie of the Year:** Jacqueline Batteast (Notre Dame)

**Sportsmanship Award:** Mimi Riley (Villanova)

**Scholar-Athlete of the Year -** Nicole Conway (Boston College)

### 2000-01

**First Team:** Svetlana Abrosimova (Connecticut), Sue Bird (Connecticut), Niele Ivey (Notre Dame), Ruth Riley (Notre Dame), Tasha Pointer (Rutgers).

**Second Team:** Swin Cash (Connecticut), Becky Gottstein (Boston College), Shea Ralph (Connecticut), Katie Smrcka-Duffy (Georgetown), Tere Williams (Virginia Tech).

**Third Team:** Brandi Barnes (Villanova), Arminda Moreno (Seton Hall), Alicia Ratay (Notre Dame), Beth Record (Syracuse), Tammy Sutton-Brown (Rutgers).

**Honorable Mention:** Davalyn Cunningham (Rutgers), Trish Juhline (Villanova), Kelley Siemon (Notre Dame).

**All-Rookie Team:** Chanivia Broussard (Miami), Rebekkah Brunson (Georgetown), Kate Bulger (West Virginia), Amber Jacobs (Boston College), Diana Taurasi (Connecticut).

**Coach of the Year:** Muffet McGraw (Notre Dame)

**Player of the Year:** Ruth Riley (Notre Dame)

**Defensive Player of the Year:** Ruth Riley (Notre Dame)

**Most Improved Player:** Kelley Siemon (Notre Dame)

**Rookie of the Year:** Rebekkah Brunson (Georgetown)

**Scholar-Athlete of the Year -** Ruth Riley (Notre Dame)

### 1999-00

**First Team:** Svetlana Abrosimova (Connecticut), Cal Bouchard (Boston College), Shea Ralph (Connecticut), Ruth Riley (Notre Dame), Shawnetta Stewart (Rutgers).

**Second Team:** Sue Bird (Connecticut), Niele Ivey (Notre Dame), Tasha Pointer (Rutgers), Jenea Skeeters (Villanova), Katie Smrcka-Duffy (Georgetown).

**Third Team:** Swin Cash (Connecticut), Jamie Courmoyer (Boston College), Alissa Murphy (Boston College), Beth Record (Syracuse), Tamika Williams (Connecticut).

**All-Rookie Team:** Trish Juhline (Villanova), Kennitra Johnson (Connecticut), Shannon Perry (Syracuse), Alicia Ratay (Notre Dame), Mandy Wittenmyer (Pittsburgh).

**Coach of the Year:** Geno Auriemma (Connecticut), Traci Waites (Pittsburgh)

**Player of the Year:** Shea Ralph (Connecticut)

**Defensive Player of the Year:** Ruth Riley (Notre Dame)

**Most Improved Player:** Jamie Courmoyer (Boston College)

**Rookie of the Year:** Alicia Ratay (Notre Dame)

**Scholar-Athlete of the Year -** Cal Bouchard (Boston College)

### 1998-99

**First Team:** Svetlana Abrosimova (Connecticut), Kym Hope (Miami), Tasha Pointer (Rutgers), Ruth Riley (Notre Dame), Shawnetta Stewart (Rutgers).

**Second Team:** Katie Smrcka-Duffy (Georgetown), Sheila McMillen (Notre Dame), Alissa Murphy (Boston College), Shea Ralph (Connecticut), Tomora Young (Rutgers).

**Third Team:** Ebony Dickinson (St. John's), Niele Ivey (Notre Dame), Jennifer Jordan (Miami), Paula Moore (Syracuse), Tammy Sutton-Brown (Rutgers).

**All-Rookie Team:** Becky Gottstein (Boston College), Jaime James (Syracuse), Asjha Jones (Connecticut), Brianne Stepherson (Boston College), Tamika Williams (Connecticut).

**Coach of the Year:** Cathy Inglese (Boston College)

**Player of the Year:** Svetlana Abrosimova (Connecticut)

**Defensive Player of the Year:** Ruth Riley (Notre Dame)

**Most Improved Player:** Alissa Murphy (Boston College)

**Rookie of the Year:** Tamika Williams (Connecticut)

**Scholar-Athlete of the Year -** Rebecca Sturbridge (West Virginia)

### 1997-98

**First Team:** Cal Bouchard (Boston College), Octavia Blue (Miami), Kym Hope (Miami), Nykesha Sales (Connecticut), Tomora Young (Rutgers).

**Second Team:** Svetlana Abrosimova (Connecticut), Teakya Barnes (Syracuse), Jenn Beisel (Villanova), Danielle Golay (Seton Hall), Natasha Pointer (Rutgers), Rita Williams (Connecticut).

**Third Team:** Jenny Higgins (Villanova), Mollie Peirick (Notre Dame), Paige Sauer (Connecticut), Whitney Steele (Boston College), Sylita Thomas (Georgetown).

**All-Rookie Team:** Svetlana Abrosimova (Connecticut), Jen Gombotz (Providence), Linda Miles (Rutgers), Natasha Pointer (Rutgers), Ruth Riley (Notre Dame).

**Coach of the Year:** C. Vivian Stringer (Rutgers)

**Player of the Year:** Nykesha Sales (Connecticut)

**Defensive Player of the Year:** Nykesha Sales (Connecticut)

**Most Improved Player:** Jenny Higgins (Villanova)

**Rookie of the Year:** Natasha Pointer (Rutgers)

**Scholar-Athlete of the Year -** Raquel Nurse (Syracuse)

### 1996-97

**First Team:** Katryna Gaither (Notre Dame), Holly Porter (Boston College), Kara Wolters (Connecticut), Beth Morgan (Notre Dame), Nykesha Sales (Connecticut).

**Second Team:** Ebiho Ahonkhai (Georgetown), Nadine Malcolm (Providence), Dana Wynne (Seton Hall), Talisha Hargis (West Virginia), Carla Berube (Connecticut).

**Third Team:** Octavia Blue (Miami), Desma Thomas (Miami), Maria Tchobanova (West Virginia), Kerri Chatten (Providence), Tomora Young (Rutgers).

**All-Rookie Team:** Cal Bouchard (Boston College), Usha Gilmore (Rutgers), Paula Moore (Syracuse), Shea Ralph (Connecticut), Jenea Skeeters (Villanova).

**Coach of the Year:** Geno Auriemma (Connecticut)

**Player of the Year:** Kara Wolters (Connecticut)

**Defensive Player of the Year:** Nykesha Sales (Connecticut)

**Most Improved Player:** Kym Hope (Miami)

**Rookie of the Year:** Shea Ralph (Connecticut)

**Scholar-Athlete of the Year -** Kristyn Cool (Syracuse)

### 1995-96

**First Team:** Jennifer Rizzotti (Connecticut), Beth Morgan (Notre Dame), Kara Wolters (Connecticut), Katryna Gaither (Notre Dame), Dana Wynne (Seton Hall).

**Second Team:** Nadine Malcolm (Providence), Denise Dillon (Villanova), Holly Porter (Boston College), Susan Glenning (Villanova), Nykesha Sales (Connecticut).

**Third Team:** Octavia Blue (Miami), Ebiho Ahonkhai (Georgetown), Kristen McCory (Syracuse), Talisha Hargis (West Virginia), Liz Hanson (Rutgers).

**All-Rookie Team:** Sylita Thomas (Georgetown), Danielle Golay (Seton Hall), Susan Blausler (Rutgers), Kimberly Smith (Georgetown), Amanda West (Boston College).

**Coach of the Year:** Harry Perretta (Villanova)

**Player of the Year:** Jennifer Rizzotti (Connecticut)

**Rookie of the Year:** Kimberly Smith (Georgetown)

**Scholar-Athlete of the Year -** Jennifer Rizzotti (Connecticut)

### 1994-95

**First Team:** Rebecca Lobo (Connecticut), Dana Wynne (Seton Hall), Denise Dillon (Villanova), Jennifer Rizzotti (Connecticut), Tawana Jackson (St. John's).

**Second Team:** Dawn Johnson (Seton Hall), Jamelle Elliott (Connecticut), Kara Wolters (Connecticut), Carol Morton (Pittsburgh), Michele Thornton (Villanova).

**Third Team:** Holly Porter (Boston College), Jenine Joyce (Pittsburgh), Kristen McCory (Syracuse), Colleen Hanrahan (Georgetown), Kristyn Cook (Syracuse).

**All-Rookie Team:** Nykesha Sales (Connecticut), Kerri Chatten (Providence), Octavia Blue (Miami), Latia Howard (Pittsburgh), Sandy Mitchell (Seton Hall), Raquel Nurse (Syracuse).

**Coach of the Year:** Geno Auriemma (Connecticut)

**Player of the Year:** Rebecca Lobo (Connecticut)

**Rookie of the Year:** Nykesha Sales (Connecticut)

**Scholar-Athlete of the Year -** Rebecca Lobo (Connecticut)



# All-Time All-Conference AWARD WINNERS

## 1993-94

**First Team:** Rebecca Lobo (Connecticut), Stefanie Goetsche (Providence), Jonna Huemrich (Pittsburgh), Jodi Brooks (Seton Hall), Kerry Curran (Boston College).

**Second Team:** Denise Dillon (Villanova), Pam Odum (St. John's), Jamelle Elliott (Connecticut), Nadira Ricks (Georgetown), Jennifer Rizzotti (Connecticut).

**Third Team:** Holly Porter (Boston College), Desma Thomas (Miami), Dawn Johnson (Seton Hall), Shamona Marable (Seton Hall), Jill Colabrese (Pittsburgh), Lucie Fontanella (Providence).

**All-Rookie Team:** Holly Porter (Boston College), Carla Berube (Connecticut), Kara Wolters (Connecticut), Dana Wynne (Seton Hall), Mandy Saunders (Providence).

**Coach of the Year:** Phyllis Mangina (Seton Hall)

**Player of the Year:** Rebecca Lobo (Connecticut)

**Rookie of the Year:** Holly Porter (Boston College)

**Scholar-Athlete of the Year** – Rebecca Lobo (Connecticut)

## 1992-93

**First Team:** Sarah Behn (Boston College), Kris Witfill (Georgetown), Vicki Plowden (Miami), Rebecca Lobo (Connecticut), Jonna Huemrich (Pittsburgh).

**Second Team:** Jodi Brooks (Seton Hall), Erin Kenneally (Syracuse), Leni Wilson (Georgetown), Nikki Benedix (Villanova), Della Wilson (Miami).

**Third Team:** Holly Rilinger (Miami), Sonya Lewis (Providence), Pam Odum (St. John's), Turia Ransom (Pittsburgh), Lucie Fontanella (Providence).

**All-Rookie Team:** Jennifer Rizzotti (Connecticut), Holly Rilinger (Miami), Denise Dillon (Villanova), Jamelle Elliott (Connecticut), Lori Penrod (Providence).

**Coach of the Year:** Patrick Knapp (Georgetown)

**Player of the Year:** Kris Witfill (Georgetown)

**Co-Rookies of the Year:** Holly Rilinger (Miami) and Jennifer Rizzotti (Connecticut)

**Scholar-Athlete of the Year** – Erin Kenneally (Syracuse)

## 1991-92

**First Team:** Frances Savage (Miami), Tracy Lis (Providence), Wendy Davis (Connecticut), Vicki Plowden (Miami), Sarah Behn (Boston College).

**Second Team:** Leni Wilson (Georgetown), Nikki Benedix (Villanova), Cozette Ballentine (St. John's), Jonna Huemrich (Pittsburgh), Kris Witfill (Georgetown), Jeannie Hebert (Miami).

**Third Team:** Meghan Pattysen (Connecticut), Tina Ogden (St. John's), Stephanie Cole (Providence), Kerry Curran (Boston College), Erin Kenneally (Syracuse).

**All-Rookie Team:** Rebecca Lobo (Connecticut), Dawn Johnson (Seton Hall), Amanda Makarewicz (Seton Hall), Angel Lewis (Syracuse), Michele Thornton (Villanova).

**Coach of the Year:** Feme Labati (Miami)

**Player of the Year:** Frances Savage (Miami)

**Rookie of the Year:** Rebecca Lobo (Connecticut)

**Special Achievement Award:** Tracy Lis (Providence)

**Scholar-Athlete of the Year** – Wendy Davis (Connecticut)

## 1990-91

**First Team:** Kerry Bascom (Connecticut), Cozette Ballentine (St. John's), Lorri Johnson (Pittsburgh), Tracy Lis (Providence), Shanya Evans (Providence), Laura Lishness (Connecticut).

**Second Team:** Sarah Behn (Boston College), Tina Ogden (St. John's), Holly Oslander (Syracuse), Margaret McKeon (St. John's), Kris Witfill (Georgetown).

**Third Team:** Kelley Moore (Seton Hall), Carla Wenger (Boston College), Meghan Pattysen (Connecticut), Kris Durham (Seton Hall), Wendy Davis (Connecticut).

**All-Rookie Team:** Jonna Huemrich (Pittsburgh), Lucie Fontanella (Providence), Jennifer Mead (Providence), Kerry Curran (Boston College), Jodi Brooks (Seton Hall).

**Coach of the Year:** Joe Mullaney, Jr. (St. John's)

**Player of the Year:** Kerry Bascom (Connecticut)

**Rookie of the Year:** Jonna Huemrich (Pittsburgh)

**Scholar-Athlete of the Year** – Carla Wenger (Boston College)

## 1989-90

**First Team:** Kerry Bascom (Connecticut), Andrea Mangum (Providence), Dottie VanCheem (Providence), Sabrina Johnson (St. John's), Shanya Evans (Providence).

**Second Team:** Tonya Hendrix (Syracuse), Carla Wenger (Boston College), Lorri Johnson (Pittsburgh), Sue Fritsch (Boston College), Laura Lishness (Connecticut), Kris Durham (Seton Hall).

**Third Team:** Tracy Lis (Providence), Connie Hurt (Pittsburgh), Kris Lamb (Connecticut), Amy LaCombe (Boston College), Sarah Behn (Boston College).

**All-Rookie Team:** Sarah Behn (Boston College), Kris Witfill (Georgetown), Kathy Fernier (Connecticut), Maureen McConnell (Pittsburgh), Erin Kenneally (Syracuse), Turia Ransom (Pittsburgh).

**Coach of the Year:** Phyllis Mangina (Seton Hall)

**Player of the Year:** Kerry Bascom (Connecticut)

**Rookie of the Year:** Sarah Behn (Boston College)

**Scholar-Athlete of the Year** – Angela Alson (Syracuse)

## 1988-89

**First Team:** Helen Koskinen (Villanova), Sabrina Johnson (St. John's), Lorri Johnson (Pittsburgh), Kerry Bascom (Connecticut), Geraldine Saintilus (Seton Hall).

**Second Team:** Kris Lamb (Connecticut), Amy LaCombe (Boston College), Debbie Hartnett (Seton Hall), Andrea Mangum (Providence), Liz Lawlor (Providence).

**Third Team:** Shanya Evans (Providence), Sue Fritsch (Boston College), Felisha Legette (Syracuse), Tonya Hendrix (Syracuse), Leslie Bjerstedt (Boston College).

**All-Rookie Team:** Tracy Lis (Providence), Peggí Jewell (Georgetown), Kelley Moore (Seton Hall), Rosemary Magarity (Villanova), Meghan Pattysen (Connecticut).

**Coach of the Year:** Geno Auriemma (Connecticut)

**Player of the Year:** Kerry Bascom (Connecticut)

**Rookie of the Year:** Tracy Lis (Providence)

**Scholar-Athlete of the Year** – Geraldine Saintilus (Seton Hall)

## 1987-88

**First Team:** Sue Ludwig (Syracuse), Ann Odooy (Boston College), Renee Najarian (Connecticut), Lisa Angelotti (Villanova), Beth Knight (Georgetown).

**Second Team:** Lisa Smith (St. John's), Simone Courtlandt (Syracuse), Dolores Dixon (St. John's), Debbie Hartnett (Seton Hall), Doreen Ferguson (Providence).

**All-Freshman Team:** Sandy Litkenhaus (Villanova), Shanya Evans (Providence), Laura Lishness (Connecticut), Kerry Bascom (Connecticut), Davita Smith (Syracuse).

**Coach of the Year:** Barbara Jacobs (Syracuse)

**Player of the Year:** Lisa Angelotti (Villanova)

**Freshman of the Year:** Laura Lishness (Connecticut)

**Scholar-Athlete of the Year** – Vera Jones (Syracuse)

## 1986-87

**First Team:** Shelly Pennefather (Villanova), Lynn Tighe (Villanova), Mary Burke (Providence), Doris Sable (Providence), Renee Najarian (Connecticut).

**Second Team:** Felisha Legette (Syracuse), Sue Ludwig (Syracuse), Kathy Sweet (Boston College), Lisa Smith (St. John's), Lisa Angelotti (Villanova).

**All-Freshman Team:** Kris Lamb (Connecticut), Heidi Robbins (Connecticut), Andrea Mangum (Providence), Danene Hopson (Syracuse), Jennifer Shingler (Pittsburgh).

**Coach of the Year:** Harry Perretta (Villanova)

**Player of the Year:** Shelly Pennefather (Villanova)

**Freshman of the Year:** Kris Lamb (Connecticut)

**Scholar-Athlete of the Year** – Kathy Sweet (Boston College)

## 1985-86

**First Team:** Shelly Pennefather (Villanova), Britt King (Providence), Felisha Legette (Syracuse), Jackie Smith (St. John's), Peggy Walsh (Connecticut).

**Second Team:** Mary Burke (Providence), Doris Sable (Providence), Marie Grant (Boston College), Kathy Sweet (Boston College), Janice Long (Syracuse).

**All-Freshman Team:** Nikki Anwood (Georgetown), Geraldine Saintilus (Seton Hall), Maureen Conley (St. John's), Brenda Cinaitt (St. John's), Debbie Hartnett (Seton Hall).

**Coach of the Year:** Bob Foley (Providence)

**Player of the Year:** Shelly Pennefather (Villanova)

**Freshman of the Year:** Geraldine Saintilus (Seton Hall)

**Scholar-Athlete of the Year** – Joan Powers (Providence)

## 1987-88

**First Team:** Shelly Pennefather (Villanova), Jennifer Bruce (Pittsburgh), Maura Gill (Georgetown), Janet Roos (St. John's), Jadeane Daye (Syracuse).

**Second Team:** Mary Burke (Providence), Britt King (Providence), Leigh Curl (Connecticut), Toni Igrac (Syracuse), Marie Grant (Boston College).

**All-Freshman Team:** Felisha Legette (Syracuse), Lisa Angelotti (Villanova), Beth Knight (Georgetown), Kathy O'Reilly (Seton Hall), Ann Odooy (Boston College).

**Coach of the Year:** Margo Plotzke (Boston College)

**Player of the Year:** Shelly Pennefather (Villanova)

**Freshman of the Year:** Felisha Legette (Syracuse)

## 1983-84

**First Team:** Jennifer Bruce (Pittsburgh), Kathy Finn (Providence), Nancy Bernhardt (Villanova), Chris Palombi (Syracuse), Gloria Bradley (Seton Hall).

**Second Team:** Shelly Pennefather (Villanova), Ann Marie McNamee (St. John's), Janet Roos (St. John's), Leslie Fairbanks (Seton Hall), Diane Toliver (Georgetown).

**All-Freshman Team:** Shelly Pennefather (Villanova), Julie Callan (Pittsburgh), Doris Sable (Providence), Janice Long (Syracuse), Kathy Sweet (Boston College), Ann-Marie Gothard (Georgetown).

**Coach of the Year:** Judy Saurer (Pittsburgh)

**Co-Players of the Year:** Jennifer Bruce (Pittsburgh) and Kathy Finn (Providence)

**Freshman of the Year:** Shelly Pennefather (Villanova)

## 1982-83

**First Team:** Debbie Beckford (St. John's), Jennifer Bruce (Pittsburgh), Pam Miklasevich (Pittsburgh), Kathie Beisel (Villanova), Nancy Bernhardt (Villanova), Kathy Finn (Providence).

**Honorable Mention:** Kerry Phayre (Providence), Marcia Foster (Seton Hall), Anne Flannery (Syracuse).

**Coach of the Year:** Don Perrelli (St. John's)

**Player of the Year:** Debbie Beckford (St. John's)

**Freshman of the Year:** Ann Marie McNamee (St. John's)

# BIG EAST Championship Results

## **2019 (Wintrust Arena, Chicago, Ill.)**

### **First Round:**

#9 St. John's 76, #8 Seton Hall 51  
#7 Providence 70, #10 Xavier 62

### **Quarterfinals:**

#1 Marquette 88, #9 St. John's 57  
#4 Georgetown 76, #5 Villanova 67  
#2 DePaul 85, #7 Providence 60  
#6 Creighton 60, #3 Butler 51

### **Semifinals:**

#1 Marquette 75, #4 Georgetown 62  
#2 DePaul 80, #6 Creighton 69

### **Final:**

#2 DePaul 74, #1 Marquette 73

### **All-Tournament Team:**

Jaylyn Agnew, Creighton  
Dorothy Adomako, Georgetown  
Natisha Hiedeman, Marquette  
Kelly Campbell, DePaul  
Mart'e Grays, DePaul

### **Most Outstanding Player:**

Chante Stonewall, DePaul

## **2018 (Wintrust Arena, Chicago, Ill.)**

### **First Round:**

#7 Seton Hall 66, #10 Xavier 42  
#8 Butler 73, #9 Providence 67 (OT)

### **Quarterfinals:**

#1 Marquette 73, #8 Butler 61  
#4 Creighton 66, #5 St. John's 58  
#2 DePaul 78, #7 Seton Hall 52  
#6 Georgetown 63, #3 Villanova 58

### **Semifinals:**

#1 Marquette 76, #4 Creighton 70  
#2 DePaul 85, #6 Georgetown 53

### **Final:**

#2 DePaul 98, #1 Marquette 63

### **All-Tournament Team:**

Sydney Lamberty, Creighton  
Cynthia Petke, Georgetown  
Amani Wilborn, Marquette  
Kelly Campbell, DePaul  
Mart'e Grays, DePaul

### **Most Outstanding Player:**

Amarah Coleman, DePaul

## **2017 (Al McGuire Center, Marquette University)**

### **First Round:**

#10 Butler 68, #7 Xavier 66  
#8 Seton Hall 73, #9 Providence 6

### **Quarterfinals:**

#2 Creighton 64, #10 Butler 55  
#3 Marquette 80, #6 Georgetown 66  
#1 DePaul 92, #8 Seton Hall 60  
#5 St. John's 56, #4 Villanova 40

### **Semifinals:**

#3 Marquette 72, #2 Creighton 65  
#1 DePaul 59, #5 St. John's 41

### **Final:**

#3 Marquette 86, #1 DePaul 78

### **All-Tournament Team:**

Sydney Lamberty, Creighton  
Aaliyah Lewis, St. John's  
Tori Schickel, Butler  
Jessica January, DePaul  
Natisha Hiedeman, Marquette

### **Most Outstanding Player:**

Amani Wilborn, Marquette

## **2016 (McGrath-Phillips Arena, DePaul University)**

### **First Round:**

#7 Creighton 70, #10 Providence 53  
#9 Butler 48, #8 Xavier 47

### **Quarterfinals:**

#7 Creighton 58, #2 Villanova 48  
#3 Seton Hall 93, #6 Marquette 86  
#1 DePaul 76, #9 Butler 49  
#4 St. John's 65, #5 Georgetown 52

### **Semifinals:**

#7 Creighton 77, #3 Seton Hall 56  
#4 St. John's 75, #1 DePaul 66

### **Final:**

#4 St. John's 50, #7 Creighton 37

### **All-Tournament Team:**

Allazia Blockton (Marquette)  
Danaejah Grant (St. John's)  
Megan Podkova (DePaul)  
Shakena Richardson (Seton Hall)  
MC McGrory (Creighton)

### **Most Outstanding Player:**

Aliyah Handford (St. John's)

## **2015 (Allstate Arena, Rosemont, Ill.)**

### **First Round:**

#8 Marquette 78, #9 Providence 75  
#7 Xavier 70, #10 Georgetown 67

### **Quarterfinals:**

#1 Seton Hall 77, Marquette 51  
#4 St. John's 57, #5 Creighton 54  
#2 DePaul 87, Xavier 53  
#3 Villanova 70, #6 Butler 49

### **Semifinals:**

#1 Seton Hall 72, #4 St. John's 6  
#2 DePaul 58, #3 Villanova 55

### **Final:**

#2 DePaul 78, #1 Seton Hall 68

### **All-Tournament Team:**

Caroline Coyer (Villanova)  
Aliyah Handford (St. John's)  
Chanise Jenkins (DePaul)  
Arlesia Morse (Marquette)  
Ka-Deirdre Simmons (Seton Hall)

### **Most Outstanding Player:**

Megan Podkova, DePaul

## **2014 (IR: McGrath-Phillips Arena, Chicago, Ill. (Q-F: Allstate Arena, Rosemont, Ill.))**

### **First Round:**

#7 Seton Hall 88, #10 Providence 79  
#8 Georgetown 56, #9 Xavier 37

### **Quarterfinals:**

#2 St. John's #7 Seton Hall  
#3 Creighton 61, #6 Butler 52  
#1 DePaul 78, #8 Georgetown 54  
#5 Marquette 56, #4 Villanova 53

### **Semifinals:**

#2 St. John's 68, #3 Creighton 63 (2ot)  
#1 DePaul 100, #5 Marquette 90

### **Final:**

#1 DePaul 65, #2 St. John's 57

### **All-Tournament Team:**

Aliyah Handford (St. John's)  
Brittany Hrynko (DePaul)  
Sarah Nelson (Creighton)  
Katherine Plouffe (Marquette)  
Ka-Deirdre Simmons (Seton Hall)

### **Most Outstanding Player:**

Jasmine Penny (DePaul)

## **2013 (XL Center, Hartford, Conn.)**

### **First Round:**

#12 Seton Hall 60, #13 Cincinnati 55  
#10 Marquette 66, #15 Pittsburgh 43  
#11 Georgetown 81, #14 Providence 61

### **Second Round:**

#5 St. John's 51, #12 Seton Hall 45  
#8 USF 42, #9 Rutgers 39  
#7 DePaul 77, #10 Marquette 69

#6 Villanova 89, #11 Georgetown 58

### **Quarterfinals:**

#4 Louisville 62, #5 St. John's 55  
#1 Notre Dame 75, #8 USF 66  
#2 Connecticut 94, #7 DePaul 61  
#3 Syracuse 61, #6 Villanova 56

### **Semifinals:**

#1 Notre Dame 83, #4 Louisville 59  
#2 Connecticut 64, #3 Syracuse 51

### **Final:**

#1 Notre Dame 61, #2 Connecticut 59

### **All-Tournament Team:**

Skylar Diggins, Notre Dame  
Jewell Loyd, Notre Dame  
Stefanie Dolson, Connecticut  
Breanna Stewart, Connecticut  
Kayla Alexander, Syracuse

### **Most Outstanding Player:**

Kayla McBride, Notre Dame

## **2012 (XL Center, Hartford, Conn.)**

### **First Round:**

#12 Syracuse 57, #13 Providence 47  
#9 USF 60, #16 Pittsburgh 59  
#10 Villanova 61, #15 Seton Hall 60  
#14 Marquette 54, #11 Cincinnati 51

### **Second Round:**

#5 West Virginia 63, #12 Syracuse 48  
#8 DePaul 76, #9 USF 62  
#7 Louisville 63, #10 Villanova 47  
#6 Rutgers 52, #14 Marquette 43

### **Quarterfinals:**

#5 West Virginia 39, #4 Georgetown 32  
#1 Notre Dame 69, #8 DePaul 54  
#2 St. John's 68, #7 Louisville 61 (ot)  
#3 Connecticut 49, #6 Rutgers 34

### **Semifinals:**

#1 Notre Dame 73, #5 West Virginia 45  
#3 Connecticut 74, #2 St. John's 43

### **Final:**

#3 Connecticut 63, #1 Notre Dame 54

### **All-Tournament Team:**

Stefanie Dolson, UConn  
Bria Hartley, UConn  
Kayla McBride, Notre Dame  
Devereaux Peters, Notre Dame  
Shenneika Smith, St. John's

### **Most Outstanding Player:**

Kaleena Mosqueda-Lewis, UConn

## **2011 (XL Center, Hartford, Conn.)**

### **First Round:**

#12 Pittsburgh 63, #13 USF 60  
#9 Syracuse 74, #16 Seton Hall 44  
#10 West Virginia 66, #15 Cincinnati 41  
#11 Providence 50, #14 Villanova 52 (ot)

### **Second Round:**

#5 Marquette 65, #12 Pittsburgh 61  
#8 Georgetown 61, #9 Syracuse 60  
#7 St. John's 59, #10 West Virginia 51  
#6 Louisville 69, #14 Villanova 47

### **Quarterfinals:**

#4 Rutgers 68, #5 Marquette 62  
#1 Connecticut 59, #8 Georgetown 43  
#2 DePaul 66, #7 St. John's 54  
#3 Notre Dame 63, #6 Louisville 53

### **Semifinals:**

#4 Rutgers 51, #1 Connecticut 75  
#2 DePaul 67, #3 Notre Dame 71

### **Final:**

#1 Connecticut 73, #3 Notre Dame 64

### **All-Tournament Team:**

Stefanie Dolson, UConn  
Bria Hartley, UConn  
Skylar Diggins, Notre Dame  
Natalie Novosel, Notre Dame  
Keisha Hampton, DePaul

### **Most Outstanding Player:**

Maya Moore (Connecticut)

## **2010 (XL Center, Hartford, Conn.)**

### **First Round:**

#12 Pittsburgh 71, #13 Louisville 79  
#9 Syracuse 65, #16 Seton Hall 42  
#10 Marquette 53, #15 Villanova 49  
#11 USF 51, #14 Cincinnati 63

### **Second Round:**

#5 Notre Dame 89, #13 Louisville 52  
#8 Providence 71, #9 Syracuse 76  
#7 DePaul 64, #10 Marquette 54  
#6 Rutgers 70, #14 Cincinnati 44

### **Quarterfinals:**

#4 St. John's 67, #5 Notre Dame 75  
#1 Connecticut 77, #9 Syracuse 41  
#2 West Virginia 47, #7 DePaul 41  
#3 Georgetown 56, #6 Rutgers 63 (2ot)

### **Semifinals:**

#1 Connecticut 59, #5 Notre Dame 44  
#2 West Virginia 56, #6 Rutgers 49

### **Final:**

#1 Connecticut 60, #2 West Virginia 32

### **All-Tournament Team:**

Tina Charles (Connecticut)  
Maya Moore (Connecticut)  
Skylar Diggins (Notre Dame)  
Sarah Miles (West Virginia)  
Liz Repella (West Virginia)

### **Most Outstanding Player:**

Kalana Greene (Connecticut)

## **2009 (XL Center, Hartford, Conn.)**

### **First Round:**

#12 Syracuse 61, #13 St. John's 63  
#9 Marquette 54, #16 Cincinnati 60 (ot)  
#10 Georgetown 45, #15 Seton Hall 70  
#11 West Virginia 53, #14 Providence 48

### **Second Round:**

#5 Notre Dame 62, #13 St. John's 45  
#8 USF 68, #16 Cincinnati 58  
#7 Rutgers 79, #15 Seton Hall 45  
#6 DePaul 75, #11 West Virginia 72 (ot)

### **Quarterfinals:**

#4 Villanova 58, #5 Notre Dame 47  
#1 Connecticut 79, #8 USF 42  
#2 Louisville 87, #7 Rutgers 82 (2ot)  
#3 Pittsburgh 62, #6 DePaul 59

### **Semifinals:**

#1 Connecticut 72, #4 Villanova 42  
#2 Louisville 69, #3 Pittsburgh 63

### **Final:**

#1 Connecticut 75, #2 Louisville 36

### **All-Tournament Team:**

Kalana Greene (Connecticut)  
Tina Charles (Connecticut)  
Candycy Bingham (Louisville)  
Angel McCoughtry (Louisville)  
Shavonte Zellous (Pittsburgh)

### **Most Outstanding Player:**

Maya Moore (Connecticut)

## **2008 (XL Center, Hartford, Conn.)**

### **First Round:**

#5 Pittsburgh 69, #12 Villanova 63  
#8 Marquette 69, #9 DePaul 73  
#7 Louisville 63, #10 St. John's 47  
#6 Syracuse 67, #11 USF 68

### **Quarterfinals:**

#4 Notre Dame 53, #5 Pittsburgh 64  
#1 Connecticut 86, #9 DePaul 67  
#2 Rutgers 56, #7 Louisville 57  
#3 West Virginia 64, #11 USF 42

### **Semifinals:**

#1 Connecticut 74, #5 Pittsburgh 47  
#3 West Virginia 60, #7 Louisville 67

### **Finals:**

#1 Connecticut 65, #7 Louisville 59

### **All-Tournament Team:**

Candycy Bingham (Louisville)  
Angel McCoughtry (Louisville)



# BIG EAST Championship Results

Tina Charles (Connecticut)  
Renee Montgomery (Connecticut)  
Mercedes Walker (Pittsburgh)

**Most Outstanding Player:**  
Charde Houston (Connecticut)

## **2007 (Hartford Center, Hartford, Conn.)**

### **First Round:**

#5 Louisville 68, #12 St. John's 54  
#8 USF 79, #9 Seton Hall 64  
#7 Notre Dame 71, #10 DePaul 76  
#6 Pittsburgh 76, #11 Cincinnati 71

### **Quarterfinals:**

#4 West Virginia 56, #5 Louisville 68  
#1 Connecticut 74, #8 USF 54  
#2 Rutgers 63, #10 DePaul 55  
#3 Marquette 61, #6 Pittsburgh 51

### **Semifinals:**

#1 Connecticut 76, #5 Louisville 60  
#2 Rutgers 63, #3 Marquette 55

### **Final:**

#1 Connecticut 47, #2 Rutgers 55

### **All-Tournament Team:**

Charde Houston (Connecticut)  
Kalana Greene (Connecticut)  
Renee Montgomery (Connecticut)  
Krystal Ellis (Marquette)  
Kia Vaughn (Rutgers)  
Essence Carson (Rutgers)

### **Most Outstanding Player:**

Matee Ajavon (Rutgers)

## **2006 (Hartford Center, Hartford, Conn.)**

### **First Round:**

#5 Louisville 45, #12 West Virginia 54  
#8 Villanova 68, #9 Marquette 46  
#7 USF 66, #10 Notre Dame 73  
#6 Pittsburgh 77, #11 Cincinnati 62

### **Quarterfinals:**

#4 St. John's 49, #12 West Virginia 55  
#1 Rutgers 60, #8 Villanova 37  
#2 Connecticut 71, #10 Notre Dame 60  
#3 DePaul 69, #6 Pittsburgh 46

### **Semifinals:**

#12 West Virginia 56, #1 Rutgers 40  
#5 DePaul 57, #2 Connecticut 69

### **Final:**

#12 West Virginia 44, #2 Connecticut 50

### **All-Tournament Team:**

Chakhia Cole (West Virginia)  
Britney Davis-White (West Virginia)  
Renee Montgomery (Connecticut)  
Cappie Pondexter (Rutgers)  
Barbara Turner (Connecticut)

### **Most Outstanding Player:**

Ann Strother (Connecticut)

## **2005 (Hartford Center, Hartford, CT)**

### **First Round:**

#5 Villanova 67, #12 Providence 39  
#8 St. John's 45, #9 Seton Hall 42  
#7 West Virginia 77, #10 Pittsburgh 68  
#6 Georgetown 58, #11 Syracuse 68

### **Quarterfinals:**

#4 Boston College 37, #5 Villanova 41  
#1 Rutgers 69, #8 St. John's 45  
#2 Notre Dame 70, #7 West Virginia 59  
#3 Connecticut 82, #11 Syracuse 56

### **Semifinals:**

#5 Villanova 59, #1 Rutgers 64  
#3 Connecticut 67, #2 Notre Dame 54

### **Final:**

#3 Connecticut 67, #1 Rutgers 51

### **All-Tournament Team:**

Jessica Moore (Connecticut)  
Ann Strother (Connecticut)  
Megan Duffy (Notre Dame)  
Cappie Pondexter (Rutgers)  
Matee Ajavon (Rutgers)

### **Most Outstanding Player:**

Barbara Turner (Connecticut)

## **2004 (Hartford Center, Hartford, CT)**

### **First Round:**

#5 Boston College 64, #12 Syracuse 36  
#8 Virginia Tech 56, #9 Georgetown 47  
#7 Rutgers 51, #10 Seton Hall 42  
#6 West Virginia 84, #11 St. John's 59

### **Quarterfinals:**

#5 Boston College 65, #4 Miami 53  
#1 Connecticut 48, #8 Virginia Tech 34  
#7 Rutgers 51, #2 Notre Dame 45  
#6 West Virginia 58, #3 Villanova 47

### **Semifinals:**

#5 Boston College 73, #1 Connecticut 70  
#7 Rutgers 61, #3 West Virginia 51

### **Final:**

#5 Boston College 75, #7 Rutgers 57

### **All-Tournament Team:**

Amber Jacobs (Boston College)  
Dawn McCullough (Rutgers)  
Yolanda Paige (West Virginia)  
Cappie Pondexter (Rutgers)  
Kathryn Ress (Boston College)

### **Most Outstanding Player:**

Jessalyn Deveny (Boston College)

## **2003 (Louis Brown Athletic Center, Rutgers University)**

### **First Round:**

#5 Virginia Tech 66, #12 West Virginia 60  
#8 Seton Hall 58, #9 Georgetown 55  
#7 Miami 77, #10 Syracuse 64  
#6 Notre Dame 73, #11 Pittsburgh 65

### **Quarterfinals:**

#5 Virginia Tech 74, #4 Boston College 70 (ot)  
#1 Connecticut 70, #8 Seton Hall 47  
#7 Miami 77, #2 Rutgers 74  
#3 Villanova 50, #6 Notre Dame 39

### **Semifinals:**

#1 Connecticut 71, #5 Virginia Tech 54  
#3 Villanova 65, #7 Miami 59

### **Final:**

#3 Villanova 52, #1 Connecticut 48

### **All-Tournament Team:**

Nicole Druckenmiller (Villanova)  
Tamara James (Miami)  
Ieva Kublina (Virginia Tech)  
Jessica Moore (Connecticut)  
Cappie Pondexter (Rutgers)  
Diana Taurasi (Connecticut)

### **Most Outstanding Player:**

Trish Juhline (Villanova)

## **2002 (Louis Brown Athletic Center, Rutgers University)**

### **First Round:**

#5 Miami 69, #12 Georgetown 52  
#9 Seton Hall 61, #8 Providence 55  
#7 Syracuse 80, #10 West Virginia 60  
#11 Rutgers 44, #6 Virginia Tech 43

### **Quarterfinals:**

#4 Villanova 68, #5 Miami 49  
#1 Connecticut 78, #9 Seton Hall 48  
#7 Syracuse 84, #2 Notre Dame 79  
#3 Boston College 64, #11 Rutgers 59

### **Semifinals:**

#1 Connecticut 83, #4 Villanova 39  
#3 Boston College 67, #7 Syracuse 48

### **Final:**

#1 Connecticut 96, #3 Boston College 54

### **All-Tournament Team:**

Sue Bird (Connecticut)  
Swin Cash (Connecticut)  
Jessalyn Deveny (Boston College)  
Diana Taurasi (Connecticut)

Tamika Williams (Connecticut)

### **Most Outstanding Player:**

Asja Jones (Connecticut)

## **2001 (Gampel Pavilion, University of Connecticut)**

### **First Round:**

#5 Villanova 63, #12 St. John's 41  
#8 Georgetown 82, #9 Syracuse 75 (OT)  
#7 Boston College 62, #10 Miami 49  
#11 Providence 72, #6 Seton Hall 61

### **Quarterfinals:**

#4 Virginia Tech 72, #5 Villanova 67  
#1 Notre Dame 89, #8 Georgetown 33  
#2 Connecticut 96, #7 Boston College 53  
#3 Rutgers 69, #11 Providence 58

### **Semifinals:**

#1 Notre Dame 67, #4 Virginia Tech 49  
#2 Connecticut 94, #3 Rutgers 66

### **Final:**

#2 Connecticut 78, #1 Notre Dame 76

### **All-Tournament Team:**

Shea Ralph (Connecticut)  
Asja Jones (Connecticut)  
Ruth Riley (Notre Dame)  
Alicia Rataj (Notre Dame)  
Kelley Siemon (Notre Dame)

### **Most Outstanding Player:**

Diana Taurasi (Connecticut)

## **2000 (Gampel Pavilion, University of Connecticut)**

### **First Round:**

#4 Boston College 70, #13 West Virginia 53  
#5 Georgetown 67, #12 Syracuse 65  
#9 St. John's 75, #8 Pittsburgh 62  
#7 Miami 69, #10 Seton Hall 42  
#6 Villanova 75, #11 Providence 53

### **Quarterfinals:**

#4 Boston College 75, #5 Georgetown 53  
#1 Connecticut 85, #9 St. John's 41  
#2 Notre Dame 67, #7 Miami 52  
#3 Rutgers 61, #6 Villanova 32

### **Semifinals:**

#1 Connecticut 79, #4 Boston College 53  
#3 Rutgers 81, #2 Notre Dame 72 (OT)

### **Championship:**

#1 Connecticut 79, #3 Rutgers 59

### **All-Tournament Team:**

Svetlana Abrosimova (Connecticut)  
Swin Cash (Connecticut)  
Ruth Riley (Notre Dame)  
Shawnetta Stewart (Rutgers)  
Tammy Sutton-Brown (Rutgers)

### **Most Outstanding Performer:**

Tamika Williams (Connecticut)

## **1999 (Louis Brown Athletic Center, Rutgers University)**

### **First Round:**

#4 Boston College 65, #13 Seton Hall 63  
#5 Georgetown 70, #12 Pittsburgh 52  
#8 St. John's 79, #9 Syracuse 62  
#7 Miami 86, #10 West Virginia 69  
#6 Villanova 68, #11 Providence 59

### **Quarterfinals:**

#5 Georgetown 64, #4 Boston College 59  
#1 Connecticut 82, #8 St. John's 58  
#2 Rutgers 79, #7 Miami 53  
#3 Notre Dame 85, #6 Villanova 53

### **Semifinals:**

#1 Connecticut 77, #5 Georgetown 42  
#3 Notre Dame 68, #2 Rutgers 61

### **Final:**

#1 Connecticut 96, #3 Notre Dame 75

### **All-Tournament Team:**

Svetlana Abrosimova (Connecticut)  
Asja Jones (Connecticut)  
Sheila McMillen (Notre Dame)

Ruth Riley (Notre Dame)  
Shawnetta Stewart (Rutgers)

### **Most Outstanding Performer:**

Shea Ralph (Connecticut)

## **1998 (Louis Brown Athletic Center, Rutgers University)**

### **First Round:**

#4 Villanova 56, #13 Pittsburgh 51  
#5 Notre Dame 94, #12 St. John's 57  
#8 West Virginia 67, #9 Seton Hall 65  
#7 Boston College 87, #10 Providence 77  
#11 Georgetown 68, #6 Syracuse 59

### **Quarterfinals:**

#5 Notre Dame 56, #4 Villanova 48  
#1 Connecticut 84, #8 West Virginia 82  
#2 Rutgers 61, #7 Boston College 52  
#3 Miami 81, #11 Georgetown 66

### **Semifinals:**

#1 Connecticut 73, #5 Notre Dame 53  
#2 Rutgers 81, #3 Miami 62

### **Final:**

#1 Connecticut 67, #2 Rutgers 58

### **All-Tournament Team:**

Svetlana Abrosimova (Connecticut)  
Amy Duran (Connecticut)  
Linda Miles (Rutgers)  
Natasha Pointer (Rutgers)  
Kym Hope (Miami)

### **Most Outstanding Performer:**

Rita Williams (Connecticut)

## **1997 (Gampel Pavilion, University of Connecticut)**

### **First Round:**

#4 Miami 64, #13 Pittsburgh 50  
#5 Boston College 65, #12 St. John's 58  
#9 Villanova 66, #8 Providence 54  
#7 West Virginia 73, #10 Seton Hall 66  
#6 Rutgers 68, #11 Syracuse 67 (OT)

### **Quarterfinals:**

#4 Miami 63, #5 Boston College 48  
#1 Connecticut 63, #9 Villanova 45  
#2 Georgetown 79, #7 West Virginia 60  
#3 Notre Dame 86, #6 Rutgers 58

### **Semifinals:**

#1 Connecticut 98, #4 Miami 71  
#3 Notre Dame 83, #2 Georgetown 43

### **Final:**

#1 Connecticut 86, #3 Notre Dame 77

### **All-Tournament Team:**

Carla Berube (Connecticut)  
Katryna Gaither (Notre Dame)  
Beth Morgan (Notre Dame)  
Desma Thomas (Miami)  
Kara Wolters (Connecticut)

### **Most Outstanding Performer:**

Nykesha Sales (Connecticut)

## **1996 (Gampel Pavilion, University of Connecticut)**

### **First Round:**

#8 Rutgers 65, #9 Boston College 63  
#13 Pittsburgh 52, #4 Miami 49  
#5 Villanova 56, #12 St. John's 42  
#7 Seton Hall 74, #10 Georgetown 58  
#6 Syracuse 95, #11 West Virginia 78

### **Quarterfinals:**

#1 Connecticut 93, #8 Rutgers 64  
#13 Pittsburgh 59, #5 Villanova 57  
#7 Seton Hall 69, #2 Providence 67  
#3 Notre Dame 70, #6 Syracuse 55

### **Semifinals:**

#1 Connecticut 83, #13 Pittsburgh 51  
#3 Notre Dame 69, #7 Seton Hall 58

### **Final:**

#1 Connecticut 71, #3 Notre Dame 54

### **All-Tournament Team:**

Dana Wynne (Seton Hall)

# BIG EAST Championship Results

Nykesha Sales (Connecticut)  
Jennifer Rizzotti (Connecticut)  
Beth Morgan (Notre Dame)  
Katryna Gaiher (Notre Dame)

**Most Outstanding Performer:**  
Kara Wolters (Connecticut)

**1995 (Walsh Gymnasium, Seton Hall University)**

**First Round:**

#7 Georgetown 84, #10 Boston College 60  
#9 Providence 80, #8 Syracuse 66

**Quarterfinals:**

#3 Seton Hall 66, #6 Miami 50  
#2 Villanova 73, #7 Georgetown 65  
#1 Connecticut 92, #9 Providence 63  
#4 Pittsburgh 73, #5 St. John's 67

**Semifinals:**

#3 Seton Hall 66, #2 Villanova 53  
#1 Connecticut 95, #4 Pittsburgh 63

**Final:**

#1 Connecticut 85, #3 Seton Hall 49

**All-Tournament Team:**

Sue Glenning (Villanova)  
Texlin Quinney (Seton Hall)  
Dawn Johnson (Seton Hall)  
Nykesha Sales (Connecticut)  
Rebecca Lobo (Connecticut)

**Most Outstanding Performer:**  
Kara Wolters (Connecticut)

**1994 (Gampel Pavilion, University of Connecticut)**

**First Round:**

#10 Syracuse 62, #7 Villanova 57  
#9 St. John's 73, #8 Georgetown 70 (OT)

**Quarterfinals:**

#3 Pittsburgh 70, #6 Miami 60  
#2 Seton Hall 53, #10 Syracuse 41  
#4 Providence 96, #5 Boston College 86 (OT)  
#1 Connecticut 69, #9 St. John's 45

**Semifinals:**

#2 Seton Hall 66, #3 Pittsburgh 54  
#1 Connecticut 92, #4 Providence 56

**Final:**

#1 Connecticut 77, #2 Seton Hall 51

**All-Tournament Team:**

Jamelle Elliott (Connecticut)  
Kara Wolters (Connecticut)  
Jodi Brooks (Seton Hall)  
Dana Wynne (Seton Hall)  
Jonna Huemrich (Pittsburgh)

**Most Outstanding Performer:**  
Rebecca Lobo (Connecticut)

**1993 (Alumni Hall, Providence College)**

**First Round:**

#7 Providence 81, #10 Boston College 71  
#8 St. John's 67, #9 Syracuse 50

**Quarterfinals:**

#3 Connecticut 56, #6 Seton Hall 54 (OT)  
#7 Providence 82, #2 Georgetown 81  
#5 Villanova 74, #4 Pittsburgh 59  
#1 Miami 84, #8 St. John's 61

**Semifinals:**

#7 Providence 87, #3 Connecticut 73  
#1 Miami 67, #5 Villanova 49

**Final:**

#1 Miami 77, #7 Providence 56

**All-Tournament Team:**

Sonya Lewis (Providence)  
Lucie Fontanella (Providence)  
Carla Harris (Miami)  
Holly Rilinger (Miami)  
Rebecca Lobo (Connecticut)

**Most Valuable Player:**  
Vicki Plowden (Miami)

**1992 (Gampel Pavilion, University of Connecticut)**

**First Round:**

#7 Pittsburgh 70, #10 Boston College 59  
#9 Seton Hall 71, #8 Syracuse 58

**Quarterfinals:**

#3 Georgetown 72, #6 Villanova 56  
#2 Connecticut 86, #7 Pittsburgh 50  
#4 Providence 67, #5 St. John's 66  
#1 Miami 76, #9 Seton Hall 62

**Semifinals:**

#2 Connecticut 82, #3 Georgetown 64  
#1 Miami 82, #4 Providence 70

**Final:**

#1 Miami 56, #2 Connecticut 47

**All-Tournament Team:**

Tracy Lis (Providence)  
Kathy Ferrier (Connecticut)  
Pam Webber (Connecticut)  
Jeannie Hebert (Miami)  
Vicki Plowden (Miami)

**Most Valuable Player:**  
Frances Savage (Miami)

**1991 (McDonough Arena, Georgetown University)**

**First Round:**

#8 Villanova 57, #9 Syracuse 41

**Quarterfinals:**

#5 Seton Hall 64, #4 St. John's 59  
#1 Connecticut 64, #8 Villanova 47  
#2 Providence 95, #7 Georgetown 91  
#3 Pittsburgh 82, #6 Boston College 78

**Semifinals:**

#1 Connecticut 69, #5 Seton Hall 54  
#2 Providence 107, #3 Pittsburgh 92

**Final:**

#1 Connecticut 79, #2 Providence 74

**All-Tournament Team:**

Lorri Johnson (Pittsburgh)  
Kris Durham (Seton Hall)  
Kerry Bascom (Connecticut)  
Shanya Evans (Providence)  
Tracy Lis (Providence)

**Most Valuable Player:**  
Meghan Pattyson (Connecticut)

**1990 (Gampel Pavilion, University of Connecticut)**

**First Round:**

#8 St. John's 64, #9 Villanova 58

**Quarterfinals:**

#6 Pittsburgh 84, #3 Seton Hall 77  
#2 Providence 96, #7 Georgetown 71  
#1 Connecticut 71, #8 St. John's 58  
#4 Boston College 63, #5 Syracuse 60

**Semifinals:**

#2 Providence 89, #6 Pittsburgh 88  
#1 Connecticut 72, #4 Boston College 51

**Final:**

#2 Providence 82, #1 Connecticut 61

**All-Tournament Team:**

Dottie VanCheem (Providence)  
Tracy Lis (Providence)  
Kerry Bascom (Connecticut)  
Laura Lishness (Connecticut)  
Lorri Johnson (Pittsburgh)

**Most Valuable Player:**  
Andrea Mangum (Providence)

**1989 (Walsh Gymnasium, Seton Hall University)**

**First Round:**

#8 Georgetown 61, #9 Pittsburgh 57

**Quarterfinals:**

#3 Providence 71, #6 Syracuse 59  
#2 Villanova 82, #7 St. John's 78 (3OT)  
#4 Boston College 70, #5 Seton Hall 59  
#1 Connecticut 85, #8 Georgetown 73

**Semifinals:**

#3 Providence 68, #2 Villanova 64  
#1 Connecticut 65, #4 Boston College 45

**Final:**

#1 Connecticut 84, #3 Providence 65

**All-Tournament Team:**

Leslie Bjerstedt (Boston College)  
Helen Koskinen (Villanova)  
Andrea Mangum (Providence)  
Liz Lawlor (Providence)  
Kris Lamb (Connecticut)

**Most Valuable Player:**  
Kerry Bascom (Connecticut)

**1988 (Fitzgerald Field House, University of Pittsburgh)**

**First Round:**

#8 Seton Hall 72, #9 Georgetown 63

**Quarterfinals:**

#4 Boston College 71, #5 Connecticut 56  
#1 Syracuse 74, #8 Seton Hall 58  
#3 St. John's 71, #6 Providence 64  
#7 Pittsburgh 54, #2 Villanova 51

**Semifinals:**

#1 Syracuse 56, #4 Boston College 49  
#3 St. John's 93, #7 Pittsburgh 73

**Final:**

#3 St. John's 74, #1 Syracuse 72 (OT)

**All-Tournament Team:**

Geraldine Saintilus (Seton Hall)  
Lorri Johnson (Pittsburgh)  
Angela Alston (Syracuse)  
Simone Courtlandt (Syracuse)  
Dolores Dixon (St. John's)

**Most Valuable Player:**  
Sabrina Johnson (St. John's)

**1987 (duPont Pavilion, Villanova University)**

**First Round:**

#8 Seton Hall 77, #9 Pittsburgh 64

**Quarterfinals:**

#6 Boston College 61, #3 Syracuse 52  
#2 Providence 71, #7 Georgetown 56  
#4 St. John's 68, #5 Connecticut 58  
#1 Villanova 53, #8 Seton Hall 47

**Semifinals:**

#1 Villanova 59, #4 St. John's 40  
#6 Boston College 64, #2 Providence 63

**Final:**

#1 Villanova 60, #6 Boston College 45

**All-Tournament Team:**

Doris Sable (Providence)  
Kathy Sweet (Boston College)  
Dolores Dixon (St. John's)  
Mary Burke (Providence)  
Pam Thornton (Boston College)

**Most Valuable Player:**  
Shelly Pennefather (Villanova)

**1986 (Roberts Center, Boston College)**

**First Round:**

#9 Georgetown 68, #8 Seton Hall 65 (OT)

**Quarterfinals:**

#3 Syracuse 58, #6 Pittsburgh 57  
#2 Villanova 68, #7 Connecticut 47  
#5 Boston College 64, #4 St. John's 53  
#1 Providence 88, #9 Georgetown 53

**Semifinals:**

#2 Villanova 69, #3 Syracuse 61  
#1 Providence 95, #5 Boston College 78

**Final:**

#2 Villanova 71, #1 Providence 60

**All-Tournament Team:**

Jenny Bendall (Georgetown)  
Britt King (Providence)  
Marie Grant (Boston College)  
Lynn Tighe (Villanova)  
Doris Sable (Providence)

**Most Valuable Player:**  
Shelly Pennefather (Villanova)

**1985 (Manley Field House, Syracuse University)**

**First Round:**

#9 Seton Hall 87, #8 Connecticut 73 (OT)

**Quarterfinals:**

#3 Boston College 73, #6 Providence 59  
#1 St. John's 58, #9 Seton Hall 42  
#5 Syracuse 56, #4 Pittsburgh 55  
#2 Villanova 81, #7 Georgetown 53

**Semifinals:**

#2 Villanova 66, #3 Boston College 57  
#5 Syracuse 67, #1 St. John's 49

**Final:**

#5 Syracuse 57, #2 Villanova 56

**All-Tournament Team:**

Toni Igrac (Syracuse)  
Shelly Pennefather (Villanova)  
Karen Hargadon (Villanova)  
Ann Odoy (Boston College)  
Kathy O'Reilly (Seton Hall)

**Most Valuable Player:**  
Janice Long (Syracuse)

**1984 (Alumni Hall, St. John's University)**

**First Round:**

#9 Connecticut 52, #8 Boston College 51

**Quarterfinals:**

#3 St. John's 68, #6 Providence 52  
#2 Villanova 69, #7 Georgetown 59  
#4 Seton Hall 68, #5 Syracuse 62  
#1 Pittsburgh 60, #9 Connecticut 57

**Semifinals:**

#3 St. John's 63, #2 Villanova 48  
#4 Seton Hall 80, #1 Pittsburgh 68

**Final:**

#3 St. John's 66, #4 Seton Hall 46

**All-Tournament Team:**

Gloria Bradley (Seton Hall)  
Julie Callan (Pittsburgh)  
Leslie Fairbanks (Seton Hall)  
Barbara Rapp (St. John's)  
Janet Roos (St. John's)

**Most Valuable Player:**  
Anne Marie McNamee (St. John's)

**1983 (Alumni Hall, Providence College)**

**First Round:**

#8 Boston College 69, #9 Connecticut 57

**Quarterfinals:**

#1 Providence 56, #8 Boston College 38  
#4 Villanova 72, #5 Syracuse 67  
#2 St. John's 61, #7 Seton Hall 54  
#6 Georgetown 61, #3 Pittsburgh 60

**Semifinals:**

#2 St. John's 69, #6 Georgetown 58  
#1 Providence 71, #4 Villanova 69 (OT)

**Final:**

#2 St. John's 74, #1 Providence 63

**All-Tournament Team:**

Nancy Bernhardt (Villanova)  
Laurie St. Jean (Providence)  
Diane Pugh (St. John's)  
Kathy Finn (Providence)  
Janet Roos (St. John's)

**Most Valuable Player:**  
Debbie Beckford (St. John's)



# BIG EAST in the NCAA Championship

**BIG EAST Record in the NCAA Tournament:** 242-140 (.634)

**Record Since 1994-95:** 213-106 (.668)

**Record Since 1999-00:** 183-93 (.663)

**Record Since 2005-06:** 115-65 (.639)

**Record Since 2013-14:** 13-16 (.448)

**National Championships (9):**

Connecticut (1995, 2000, 2002, 2003, 2004, 2009, 2010, 2013)

Notre Dame (2001)

**Final Four Appearances (23):**

Connecticut (1991, 1995, 1996, 2000, 2001, 2002, 2003, 2004, 2008, 2009, 2010, 2011, 2012, 2013)

Louisville (2009, 2013)

Notre Dame (1997, 2001, 2011, 2012, 2013)

Rutgers (2000, 2007)

**Four Bids:**

1998 (Connecticut, Miami, Notre Dame, Rutgers)

1999 (Boston College, Connecticut, Notre Dame, Rutgers)

2000 (Boston College, Connecticut, Notre Dame, Rutgers)

2005 (Boston College, Connecticut, Notre Dame, Rutgers)

2018 (Creighton, DePaul, Marquette, Villanova)

**Five Bids:**

2001 (Connecticut, Notre Dame, Rutgers, Villanova, Virginia Tech)

2002 (Boston College, Connecticut, Notre Dame, Syracuse, Villanova)

**Seven Bids:**

2003 (Boston College, Connecticut, Miami, Notre Dame, Rutgers, Villanova, Virginia Tech)

2006 (Connecticut, DePaul, Louisville, Notre Dame, Rutgers, St. John's, USF)

2009 (Connecticut, DePaul, Louisville, Notre Dame, Pittsburgh, Rutgers, Villanova)

2010 (Connecticut, DePaul, Georgetown, Notre Dame, Rutgers, St. John's, West Virginia)

**Eight Bids:**

2004 (Boston College, Connecticut, Miami, Notre Dame, Rutgers, Villanova, Virginia Tech, West Virginia)

2007 (Connecticut, DePaul, Louisville, Marquette, Notre Dame, Pittsburgh, Rutgers, West Virginia)

2008 (Connecticut, DePaul, Louisville, Notre Dame, Pittsburgh, Rutgers, Syracuse, West Virginia)

2012 (Connecticut, DePaul, Georgetown, Louisville, Notre Dame, Rutgers, St. John's, West Virginia)

2013 (Connecticut, DePaul, Louisville, Notre Dame, St. John's, Syracuse, USF, Villanova)

**Nine Bids:**

2011 (Connecticut, DePaul, Georgetown, Louisville, Marquette, Notre Dame, Rutgers, St. John's, West Virginia)

## All-Time Postseason Records For 2018 BIG EAST Participants

**Butler**

NCAA: 1 appearance, 0 wins, 1 loss

WNIT: 7 appearances, 4 wins, 7 losses

**Creighton**

NCAA: 7 appearances, 5 wins, 7 losses

WNIT: 12 appearances, 14 wins,

11 losses (2004 Champion)

**DePaul**

NCAA: 24 appearances,

17 wins, 24 losses

WNIT: 3 appearances, 2 wins, 3 losses

WNIT: 4 appearances, 8 wins, 6 losses

(1988 Champion)

**Georgetown**

NCAA: 4 appearances, 6 wins, 4 losses

WNIT: 9 appearances, 8 wins, 9 losses

**Marquette**

NCAA: 12 appearances, 6 wins, 12 losses

WNIT: 9 appearances, 14 wins, 9

losses (2008 Champion)

**Providence**

NCAA: 5 appearances, 2 wins, 5 losses

WNIT: 2 appearances, 5 wins,

2 losses

**St. John's**

NCAA: 10 appearances,

7 wins, 10 losses

WNIT: 6 appearances,

12 wins, 6 losses

**Seton Hall**

NCAA: 4 appearances, 3 wins, 4 losses

WNIT: 6 appearances, 4 wins, 6 losses

**Villanova**

NCAA: 11 appearances,

8 wins, 11 losses

WNIT: 11 appearances,

16 wins, 11 losses

## BIG EAST Round-By-Round Records

Year	First Round	Second Round	Regional Semis	Regional Final	National Semi	National Final
	W-L	W-L	W-L	W-L	W-L	W-L
1983	0-1					
1984	0-1					
1985	0-1					
1986	1-1	0-1				
1987	0-1					
1988	1-1	0-2				
1989	0-3					
1990		1-1	0-1			
1991	1-0	1-1	1-0	1-0	0-1	
1992	1-1	1-1	0-1			
1993	2-1	1-1	0-1			
1994	2-0	2-0	1-1	0-1		
1995	2-0	1-1	1-0	1-0	1-0	1-0
1996	2-0	1-1	1-0	1-0	0-1	
1997	2-0	2-0	2-0	1-1	0-1	
1998	3-1	3-0	1-2	0-1		
1999	4-0	2-2	1-1	0-1		
2000	4-0	3-1	2-1	2-0	1-1	1-0
2001	5-0	2-3	2-0	2-0	1-1	1-0
2002	3-2	1-2	1-0	1-0	1-0	1-0
2003	6-1	4-2	2-2	1-1	1-0	1-0
2004	5-3	3-2	1-2	1-0	1-0	1-0
2005	4-0	2-2	1-1	0-1		
2006	4-3	3-1	1-2	0-1		
2007	7-1	2-5	2-0	1-1	1-0	0-1
2008	6-2	5-1	2-3	1-1	0-1	
2009	4-3	4-0	2-2	2-0	2-0	1-1
2010	5-2	2-3	1-1	1-0	1-0	1-0
2011	9-0	5-4	2-3	2-0	1-1	0-1
2012	7-1	3-4	2-1	2-0	1-1	0-1
2013	4-4	3-1	3-0	3-0	2-1	1-1
2014	2-0	1-1	0-1			
2015	1-1	0-1				
2016	1-2	1-0	0-1			
2017	2-1	0-2				
2018	4-0	0-4				
2019	2-0	1-1				
<b>Record</b>	<b>105-39</b>	<b>59-51</b>	<b>32-27</b>	<b>23-9</b>	<b>14-9</b>	<b>9-5</b>
<b>Win%</b>	<b>.729</b>	<b>.536</b>	<b>.542</b>	<b>.719</b>	<b>.609</b>	<b>.643</b>

School (apps)	Record	Years Participated	Highest Advancement
Butler (1)	0-1	1996	Regional First Round, 1996
Cincinnati (4)	1-4/0-0*	1989, 1999, 2002-03	Regional Second Round, 2002
Connecticut (30)	117-19	1989-19	National Champions, 1995, '00, '02, '03, '04, '09, '10, '13-'16
Creighton (7)	5-7/2-2*	1992, 94, 2002, '12, '13, '17, '18	Regional Second Round, 1992, 1994, 2013, 2017, 2018
DePaul (23)	17-24/12-14*	1990-93, 1995-97, 2003-18	Regional Semifinal, 2006, 2010, 2014, 2016
Georgetown (4)	6-4*	1993, 2010-12	Regional Semifinal, 1993
Louisville (21)	31-21/16-7*	1983-84, '93, '95, '97-'99, 2001, 2005-09, 2011-13	National Final, 2009, '13
Marquette (12)	6-12/4-5*	1994-95, 1997-2000, '04, '07, '11, '17, '18	Regional Second Round, 1997, 2004, 2007, 2018, 2019
Notre Dame (25)	62-23/41-17*	1992, 1994, 1996-13	National Champions, 2001, '18
Pittsburgh (4)	6-4	2007-09, '15	Regional Semifinal, 2008, '09
Providence (5)	2-5*	1986, 1989-92	Regional Semifinal, 1990
Rutgers (24)	36-43/26-13*	1986-94, 1998-01, 2003-12	National Final, 2007
St. John's (10)	7-10*	1983-84, 1988, 2006, 2010-14, '16	Regional Final, 2012
Seton Hall (4)	3-4*	1994-95, 2015-16	Regional Semifinal, 1994
Syracuse (10)	8-10	1985, 1988, 2002, '08, '13	National Final, 2016
USF (6)	3-6/1-2*	2006, 2013	Regional Second Round, 2013, 2015-16
Villanova (11)	8-11*	1986-89, 2001-04, '09, '13	Regional Final, 2003
West Virginia (12)	10-12/5-6*	1989-92, 2004, 2007-08, 2010-12	Regional Semifinal, 1992
Xavier (10)	8-10	1993, 99, 2000, 01, 03, 07-11	Regional Final, 2001, 2010

\* - during BIG EAST membership

## Year-By-Year in the NCAA Championship

Record	Teams
2019	1-2 2 - DPU, MU
2018	4-4 4 - CU, DPU, MU, VU
2017	2-3 3 - CU, DPU, MU
2016	2-3 3 - DPU, STJ, SHU
2015	1-2 2 - DPU, SHU
2014	3-2 2 - DPU, STJ
2013	16-7* 8 - UConn, DPU, UofL, ND, STJ, SYR, USF, NOVA
2012	15-8* 8 - UConn, DPU, GU, UofL, ND, RU, STJ, WVU
2011	19-9* 9 - UConn, DPU, GU, UofL, MU, ND, RU, STJ, WVU
2010	11-6 7 - UConn, DPU, GU, ND, RU, STJ, WVU
2009	15-6* 7 - UConn, DPU, UofL, ND, UP, RU, VU
2008	14-8* 8 - UConn, DPU, UofL, ND, UP, RU, SU, WVU
2007	13-8 8 - UConn, DPU, UofL, MU, ND, UP, RU, WVU
2006	8-7 7 - UConn, DPU, UofL, ND, RU, STJ, USF
2005	7-4 4 - BC, UConn, ND, RU
2004	12-7 8 - BC, UConn, Miami, ND, RU, VU, VT, WVU
2003	15-6* 7 - BC, UConn, Miami, ND, RU, VU, VT
2002	8-4 5 - BC, UConn, ND, SU, VU
2001	13-4* 5 - UConn, ND, RU, VU, VT
2000	13-3 4 - BC, UConn, ND, RU
1999	7-4 4 - BC, UConn, ND, RU
1998	7-4 4 - UConn, Miami, ND, RU
1997	7-2 2 - UConn, ND
1996	5-2 2 - UConn, ND
1995	7-1 2 - UConn, SHU
1994	5-2 2 - UConn, SHU
1993	3-3 3 - UConn, GU, Miami
1992	2-3 3 - UConn, Miami, PC
1991	4-2 2 - UConn, PC
1990	1-2 2 - UConn, PC
1989	0-3 3 - UConn, PC, VU
1988	1-3 3 - STJ, SU, VU
1987	0-1 1 - VU
1986	1-2 2 - PC, VU
1985	0-1 1 - SU
1984	0-1 1 - STJ
1983	0-1 1 - STJ

\* includes BIG EAST teams vs. BIG EAST teams

# BIG EAST in the NCAA Championship

## 2018-19 (1-2)

DePaul (No. 6 seed)	L	78-89	No. 11 seed Missouri State (Chicago Region First Round, Ames, Iowa)
Marquette (No. 5 seed)	W	58-54 (OT)	No. 12 seed Rice (Chicago Region First Round, College Station, Texas)
	L	76-78	No. 4 seed Texas A&M (Chicago Region Second Round, College Station Texas)

## 2017-18 (4-4)

Creighton (No. 11 seed)	W	76-70	No. 6 seed Iowa (Kansas City Region First Round, Los Angeles, Calif.)
	L	64-86	No. 3 seed UCLA (Kansas City Region Second Round, Los Angeles, Calif.)
DePaul (No. 5 seed)	W	90-79	No. 12 seed Oklahoma (Spokane Region First Round, College Station, Texas)
	L	79-80	No. 4 seed Texas A&M (Spokane Region Second Round, College Station, Texas)
Marquette (No. 8 seed)	W	84-65	No. 9 seed Dayton (Lexington Region First Round, Louisville, Ky.)
	L	72-90	No. 1 seed Louisville (Lexington Region Second Round, Louisville, Ky.)
Villanova (No. 9 seed)	W	81-74 (OT)	No. 8 seed South Dakota State (Spokane Region First Round, Notre Dame, Ind.)
	L	72-98	No. 1 seed Notre Dame (Spokane Region Second Round, Notre Dame, Ind.)

## 2016-17 (2-3)

Creighton (No. 7 seed)	W	76-49	No. 10 seed Toledo (Stockton Region First Round, Corvallis, Ore.)
	L	52-64	No. 2 seed Oregon State (Stockton Region Second Round, Corvallis, Ore.)
DePaul (No. 7 seed)	W	88-67	No. 10 seed UNI (Oklahoma City Region First Round, Starkville, Miss.)
	L	71-92	No. 2 seed Mississippi State (Oklahoma City Region Second Round, Starkville, Miss.)
Marquette (No. 5 seed)	L	65-68	No. 12 seed Quinnipiac (Stockton Region First Round, Coral Gables, Fla.)

## 2015-16 (2-3)

DePaul (No. 6 seed)	W	97-67	No. 11 seed James Madison (Dallas Region First Round, Louisville, Ky.)
	W	73-72	No. 3 seed Louisville (Dallas Region Second Round, Louisville, Ky.)
	L	71-83	No. 2 Oregon State (Dallas Region Semifinal, Dallas, Texas)
St. John's (No. 8 seed)	L	57-68	No. 9 Auburn (Dallas Region First Round, Waco, Texas)
Seton Hall (No. 8 seed)	L	76-97	No. 9 Duquesne (Bridgeport Region First Round, Storrs, Conn.)

## 2014-15 (1-2)

DePaul (No. 9 seed)	W	79-72	No. 8 seed Minnesota (Oklahoma City Region First Round, Notre Dame, Ind.)
	L	79-67	No. 1 seed Notre Dame (Oklahoma City Region Second Round, Notre Dame, Ind.)
Seton Hall (No. 9 seed)	L	79-66	No. 8 seed Rutgers (Albany Region First Round, Storrs, Conn.)

## 2013-14 (3-2)

DePaul (No. 7 seed)	W	104-100	No. 10 seed Oklahoma (Lincoln Region First Round, Durham, N.C.)
	W	74-65	No. 2 seed Duke (Lincoln Region Second Round, Durham, N.C.)
	L	84-65	No. 3 seed Texas A&M (Lincoln Region Semifinal, Lincoln, Neb.)
St. John's (No. 8 seed)	W	71-68	No. 9 seed Southern California (Louisville Region First Round, Knoxville, Tenn.)
	L	67-51	No. 1 seed Tennessee (Louisville Region Second Round, Knoxville, Tenn.)

## 2012-13 (16-7)

Connecticut (No. 1 seed)	W	105-57	No. 16 seed Idaho (Bridgeport Region First Round, Storrs, Conn.)
	W	77-44	No. 8 seed Vanderbilt (Bridgeport Region Second Round, Storrs, Conn.)
	W	76-50	No. 4 seed Maryland (Bridgeport Region Semifinal, Bridgeport, Conn.)
	W	83-53	No. 2 seed Kentucky (Bridgeport Regional Final, Bridgeport, Conn.)
	W	83-65	No. 1 seed Notre Dame (National Semifinal, New Orleans, La.)
	W	93-60	No. 5 seed Louisville (National Championship, New Orleans, La.)
DePaul (No. 10 seed)	L	73-56	No. 7 Oklahoma State (Norfolk Region First Round, Durham, N.C.)
Louisville (No. 5 seed)	W	74-49	No. 12 seed Middle Tenn. St. (Oklahoma City Region First Round, Louisville, Ky.)
	W	76-63	No. 4 seed Purdue (Oklahoma City Region Second Round, Louisville, Ky.)
	W	82-81	No. 1 Baylor (Oklahoma City Region Semifinal, Oklahoma City, Okla.)
	W	86-78	No. 2 seed Tennessee (Oklahoma City Region Final, Oklahoma City, Okla.)
	W	64-57	No. 2 seed California (National Semifinal, New Orleans, La.)
	L	93-60	No. 1 Connecticut (National Championship, New Orleans, La.)
Notre Dame (No. 1 seed)	W	97-64	No. 16 seed UT-Martin (Norfolk Region First Round, Iowa City, Iowa)
	W	74-57	No. 9 seed Iowa (Norfolk Region Second Round, Iowa City, Iowa)
	W	93-63	No. 12 seed Kansas (Norfolk Region Semifinal, Norfolk, Va.)
	W	87-76	No. 2 seed Duke (Norfolk Region Final, Norfolk, Va.)
	L	83-65	No. 1 seed Connecticut (National Semifinal, New Orleans, La.)
St. John's (No. 10 seed)	L	96-90 (2OT)	No. 7 seed Dayton (Bridgeport Region First Round, Queens, N.Y.)
USF (No. 10 seed)	W	71-70	No. 7 seed Texas Tech (Spokane Region First Round, Lubbock, Texas)
	L	82-78	No. 2 seed California (Spokane Region Second Round, Lubbock, Texas)
Syracuse (No. 7 seed)	L	61-56	No. 10 seed Creighton (Oklahoma City Region First Round, Knoxville, Tenn.)
Villanova (No. 9 seed)	L	60-52	No. 8 seed Michigan (Spokane Region First Round, Palo Alto, Calif.)

## 2011-12 (15-8)

Connecticut (No. 1 seed)	W	83-47	No. 16 seed Prairie View (Kingston Region First Round, Bridgeport, Conn.)
	W	72-26	No. 8 seed Kansas St. (Kingston Region Second Round, Bridgeport, Conn.)
	W	77-59	No. 4 seed Penn State (Kingston Region Semifinal, Bridgeport, Conn.)
	W	80-6	No. 2 seed Kentucky (Kingston Region Final, Kingston, R.I.)
	L	83-7	No. 1 seed Notre Dame (National Semifinal, Denver, Colo.)
DePaul (No. 7 seed)	W	59-5	No. 10 seed BYU (Des Moines Region First Round, Little Rock, Ark.)
	L	63-4	No. 2 seed Tennessee (Des Moines Region Second Round, Little Rock, Ark.)
Georgetown (No. 5 seed)	W	61-5	No. 12 seed Fresno St. (Des Moines Region First Round, Chapel Hill, N.C.)
	L	76-6	No. 4 seed Georgia Tech (Des Moines Region Second Round, Chapel Hill, N.C.)
Louisville (No. 7 seed)	W	67-5	No. 10 seed Michigan State (Raleigh Region First Round, College Park, Md.)
	L	72-6	No. 2 seed Maryland (Raleigh First Round, College Park, Md.)
Notre Dame (No. 1 seed)	W	74-4	No. 16 seed Liberty (Raleigh Region First Round, South Bend, Ind.)
	W	73-6	No. 8 seed California (Raleigh Region Second Round, South Bend, Ind.)
	W	79-3	No. 5 seed St. Bonaventure (Raleigh Region Semifinal, South Bend, Ind.)
	W	80-4	No. 2 seed Maryland (Raleigh Region Semifinal, Raleigh, N.C.)
	W	83-7	No. 1 seed Connecticut (National Semifinal, Denver, Colo.)
	L	80-6	No. 1 seed Baylor (National Final, Denver, Colo.)
Rutgers (No. 6 seed)	L	86-7	No. 11 Gonzaga (Kingston Region First Round, Spokane, Wash.)
St. John's (No. 3 seed)	W	69-6	No. 14 seed Creighton (Fresno Region First Round, Norman, Okla.)
	W	74-7	No. 6 seed Oklahoma (Fresno Region First Round, Norman, Okla.)
	L	74-4	No. 2 seed Duke (Fresno Region Semifinal, Norman, Okla.)
West Virginia	W	68-5	No. 9 seed Texas (Fresno Region First Round, Norfolk, Va.)
	L	72-5	No. 1 seed Stanford (Fresno Region Second Round, Norfolk, Va.)

## 2010-11 (19-9)

Connecticut (No. 1 seed)	W	75-3	No. 16 seed Hartford (Philadelphia Region First Round, Storrs, Conn.)
	W	64-4	No. 9 seed Purdue (Philadelphia Region Second Round, Storrs, Conn.)
	W	68-6	No. 5 seed Georgetown (Philadelphia Region Semifinal, Philadelphia, Pa.)
	W	75-4	No. 2 seed Duke (Philadelphia Region Final, Philadelphia, Pa.)
	L	72-6	No. 2 seed Notre Dame (National Semifinal, Indianapolis, Ind.)
Notre Dame (No. 2 seed)	W	67-5	No. 15 seed Utah (Dayton Region First Round, Salt Lake City, Utah)
	W	77-6	No. 10 seed Temple (Dayton Region Second Round, Salt Lake City, Utah)
	W	78-5	No. 6 seed Oklahoma (Dayton Region Semifinal, Dayton, Ohio)
	W	73-5	No. 1 seed Tennessee (Dayton Region Final, Dayton, Ohio)
	W	72-6	No. 1 seed Connecticut (National Semifinal, Indianapolis, Ind.)
	L	76-7	No. 2 seed Texas A&M (National Championship, Indianapolis, Ind.)
DePaul (No. 3 seed)	W	56-4	No. 14 seed Navy (Philadelphia Region First Round, University Park, Pa.)
	W	75-7	No. 6 seed Penn State (Philadelphia Region Second Round, University Park, Pa.)
	L	70-6	No. 2 seed Duke (Philadelphia Region Semifinal, Philadelphia, Pa.)
Georgetown (No. 5 seed)	W	65-4	No. 12 seed Princeton (Philadelphia Region First Round, College Park, Md.)
	W	79-5	No. 4 seed Maryland (Philadelphia Region Second Round, College Park, Md.)
	L	68-6	No. 1 seed Connecticut (Philadelphia Region Semifinal, Philadelphia, Pa.)
Rutgers (No. 7 seed)	W	76-5	No. 10 seed Louisiana Tech (Dallas Region First Round, Shreveport, La.)
	L	76-5	No. 2 seed Texas A&M (Dallas Region Second Round, Shreveport, La.)
Louisville (No. 7 seed)	W	81-6	No. 10 seed Vanderbilt (Spokane Region First Round, Cincinnati, Ohio)
	W	85-7	No. 2 seed Xavier (Spokane Region Second Round, Cincinnati, Ohio)
	L	76-6	No. 11 seed Gonzaga (Spokane Region Semifinal, Spokane, Wash.)
Marquette (No. 8 seed)	W	68-65	No. 9 seed Texas (Dayton Region First Round, Knoxville, Tenn.)
	L	79-7	No. 1 seed Tennessee (Dayton Region Second Round, Knoxville, Tenn.)
St. John's (No. 9 seed)	W	55-5	No. 8 seed Texas Tech (Spokane Region First Round, Stanford, Calif.)
	L	86-5	No. 1 seed Stanford (Spokane Region Second Round, Stanford, Calif.)
West Virginia (No. 9 seed)	W	79-7	No. 8 seed Houston (Dallas Region First Round, Waco, Texas)
	L	82-6	No. 1 seed Baylor (Dallas Region Second Round, Waco, Texas)

## 2009-10 (11-6)

Connecticut (No. 1 seed)	W	95-3	No. 16 seed Southern (Dayton Region First Round, Norfolk, Va.)
	W	90-3	No. 8 seed Temple (Dayton Region Second Round, Norfolk, Va.)
	W	74-3	No. 4 seed Iowa State (Dayton Region Semifinal, Dayton, Ohio)
	W	90-5	No. 3 seed Florida State (Dayton Region Final, Dayton, Ohio)
	W	70-5	No. 4 seed Baylor (National Semifinal, San Antonio, Texas)
	W	53-4	No. 1 seed Stanford (National Championship, San Antonio, Texas)
Notre Dame (No. 2 seed)	W	86-5	No. 15 seed Cleveland State (Kansas City Region First Round, Notre Dame, Ind.)
	W	84-6	No. 10 seed Vermont (Kansas City Region First Round, Notre Dame, Ind.)
	L	77-72 (OT)	No. 3 seed Oklahoma (Kansas City Region Semifinal, Kansas City, Mo.)
West Virginia (No. 3 seed)	W	58-4	No. 14 seed Lamar (Memphis Region First Round, Austin, Texas)
	L	64-5	No. 11 seed San Diego State (Memphis Region Second Round, Austin, Texas)
Georgetown (No. 5 seed)	W	62-4	No. 12 seed Marist (Memphis Region First Round, Berkeley, Calif.)
	L	49-3	No. 4 seed Baylor (Memphis Region Second Round, Berkeley, Calif.)
St. John's (No. 6 seed)	W	65-4	No. 11 seed Princeton (Dayton Region First Round, Tallahassee, Fla.)
	L	66-65 (OT)	No. 3 seed Florida State (Dayton Region Second Round, Tallahassee, Fla.)
Rutgers (No. 9 seed)	L	70-6	No. 8 seed Iowa (Sacramento Region First Round, Stanford, Calif.)
DePaul (No. 11 seed)	L	83-76 (OT)	No. 6 seed Vanderbilt (Sacramento Region First Round, Cincinnati, Ohio)



# BIG EAST in the NCAA Championship

## 2008-09 (15-6)

Connecticut (No. 1 seed)	W 104-65	No. 16 seed Vermont (Trenton Region First Round, Storrs, Conn.)
	W 87-59	No. 8 seed Florida (Trenton Region Second Round, Storrs, Conn.)
	W 77-53	No. 4 seed California (Trenton Region Semifinal, Trenton, N.J.)
	W 83-64	No. 6 seed Arizona State (Trenton Region Final, Trenton, N.J.)
	W 83-64	No. 2 seed Stanford (National Semifinal, St. Louis, Mo.)
	W 76-54	No. 3 seed Louisville (National Championship, St. Louis, Mo.)
Louisville (No. 3 seed)	W 62-42	No. 14 seed Liberty (Raleigh Region First Round, Baton Rouge, La.)
	W 62-52	No. 6 seed LSU (Raleigh Region Second Round, Baton Rouge, La.)
	W 56-39	No. 2 seed Baylor (Raleigh Region Semifinal, Raleigh, N.C.)
	W 77-60	No. 1 seed Maryland (Raleigh Region Final, Raleigh, N.C.)
	W 61-59	No. 1 seed Oklahoma (National Semifinal, St. Louis, Mo.)
	L 76-54	No. 1 seed Connecticut (National Championship, St. Louis, Mo.)
Pittsburgh (No. 4 seed)	W 64-35	No. 13 seed Montana (Oklahoma City Region First Round, Seattle, Wash.)
	W 65-60	No. 12 seed Gonzaga (Oklahoma City Region Second Round, Seattle, Wash.)
	L 70-59	No. 1 seed Oklahoma (Oklahoma City Region Semifinal, Oklahoma City, Okla.)
	L 76-70	No. 10 seed San Diego State (Berkley Region First Round, San Diego, Calif.)
DePaul (No. 7 seed)	L 79-71	No. 10 seed Minnesota (Trenton Region First Round, South Bend, Ind.)
Notre Dame (No. 7 seed)	W 57-51	No. 10 seed VCU (Oklahoma City Region First Round, Piscataway, N.J.)
Rutgers (No. 7 seed)	W 80-52	No. 1 seed Auburn (Oklahoma City Region Second Round, Piscataway, N.J.)
	L 67-61	No. 6 seed Purdue (Oklahoma City Region Semifinal, Oklahoma City, Okla.)
Villanova (No. 8 seed)	L 60-30	No. 9 seed Utah (Raleigh Region First Round, College Park, Md.)

## 2007-08 (14-8)

Connecticut (No. 1 seed)	W 89-47	No. 16 seed Cornell (Greensboro Region First Round, Bridgeport, Conn.)
	W 89-55	No. 8 seed Texas (Greensboro Region Second Round, Bridgeport, Conn.)
	W 78-63	No. 5 seed Old Dominion (Greensboro Region Semifinal, Greensboro, N.C.)
	W 66-56	No. 2 seed Rutgers (Greensboro Region Final, Greensboro, N.C.)
	L 82-73	No. 2 seed Stanford (National Semifinal, Tampa, Fla.)
Rutgers (No. 2 seed)	W 85-42	No. 15 seed Robert Morris (Greensboro Region First Round, Des Moines, Iowa)
	W 69-58	No. 7 seed Iowa State (Greensboro Region Second Round, Des Moines, Iowa)
	W 53-42	No. 6 seed George Washington (Greensboro Region Semifinal, Greensboro, N.C.)
	L 66-56	No. 1 seed Connecticut (Greensboro Region Final, Greensboro, N.C.)
Louisville (No. 4 seed)	W 81-67	No. 13 seed Miami (Ohio) (New Orleans Region First Round, Bridgeport, Conn.)
	W 80-63	No. 5 seed Kansas State (New Orleans Region Second Round, Bridgeport, Conn.)
	L 78-74	No. 1 seed North Carolina (New Orleans Region Semifinal, New Orleans, La.)
Notre Dame (No. 5 seed)	W 75-62	No. 12 seed Southern Methodist (OK City Region First Round, West Lafayette, Ind.)
	W 79-75 (OT)	No. 4 seed Oklahoma (Oklahoma City Region Second Round, West Lafayette, Ind.)
	L 74-64	No. 1 seed Tennessee (Oklahoma City Region Semifinal, Oklahoma City, Okla.)
West Virginia (No. 5 seed)	W 61-60	No. 12 seed New Mexico (Spokane Region First Round, Albuquerque, N.M.)
	L 64-46	No. 4 seed Vanderbilt (Spokane Region Second Round, Albuquerque, N.M.)
Pittsburgh (No. 6 seed)	W 63-58	No. 11 seed Wyoming (Spokane Region First Round, Albuquerque, N.M.)
	W 67-59	No. 3 seed Baylor (Spokane Region Second Round, Albuquerque, N.M.)
	L 72-53	No. 2 seed Stanford (Spokane Region Semifinal, Spokane, Wash.)
Syracuse (No. 7 seed)	L 59-55	No. 10 seed Hartford (Oklahoma City Region First Round, Baton Rouge, La.)
DePaul (No. 10 seed)	L 76-57	No. 7 seed Marist (New Orleans Region First Round, Baton Rouge, La.)

## 2006-07 (13-8)

Connecticut (No. 1 seed)	W 82-33	No. 16 seed Maryland-Baltimore County (Fresno Region First Round, Hartford, CT.)
	W 94-70	No. 9 seed Wisconsin-Green Bay (Fresno Region Second Round, Hartford, Conn.)
	W 78-71	No. 4 seed NC State (Fresno Region Semifinal, Fresno, Calif.)
	L 73-50	No. 3 seed LSU (Fresno Region Final, Fresno, Calif.)
Rutgers (No. 4 seed)	W 77-34	No. 13 seed East Carolina (Greensboro Region First Round, East Lansing, Mich.)
	W 70-57	No. 5 seed Michigan State (Greensboro Region Second Round, East Lansing, Mich.)
	W 53-52	No. 1 seed Duke (Greensboro Region Semifinal, Greensboro, N.C.)
	W 64-45	No. 3 seed Arizona State (Greensboro Region Final, Greensboro, N.C.)
	W 59-35	No. 3 seed LSU (National Semifinal, Cleveland, Ohio)
	L 59-46	No. 1 seed Tennessee (National Final, Cleveland, Ohio)
Louisville (No. 6 seed)	W 80-54	No. 11 seed BYU (Greensboro Region First Round, Los Angeles, Calif.)
	L 67-58	No. 3 seed Arizona State (Greensboro Region Second Round, Los Angeles, Calif.)
Marquette (No. 6 seed)	W 87-58	No. 11 seed Louisiana-Lafayette (Dayton Region First Round, Austin, Texas)
	L 78-47	No. 3 seed Oklahoma (Dayton Region Second Round, Austin, Texas)
Pittsburgh (No. 8 seed)	W 71-61	No. 9 seed James Madison (Dayton Region First Round, Pittsburgh, Pa.)
	L 68-54	No. 2 seed Tennessee (Dayton Region Second Round, Pittsburgh, Pa.)
Notre Dame (No. 9 seed)	W 62-59	No. 8 seed California (Dallas Region First Round, Pittsburgh, Pa.)
	L 60-51	No. 1 seed North Carolina (Dallas Region Second Round, Pittsburgh, Pa.)
DePaul (No. 10 seed)	L 55-4	No. 7 seed Georgia Tech (Dallas Region First Round, Minneapolis, Minn.)
West Virginia (No. 11 seed)	W 65-52	No. 6 seed Xavier (Fresno Region First Round, Austin, Texas)
	L 49-43	No. 3 LSU (Fresno Region Second Round, Austin, Texas)

## 2005-06 (8-7)

Connecticut (No. 2 seed)	W 77-54	No. 15 seed Coppin State (Bridgeport Region First Round, State College, Pa.)
	W 79-56	No. 7 seed Virginia Tech (Bridgeport Region Second Round, State College, Pa.)
	W 77-75	No. 3 seed Georgia (Bridgeport Region Semifinal, Bridgeport, Conn.)
	L 63-61 (OT)	No. 1 seed Duke (Bridgeport Region Final, Bridgeport, Conn.)
DePaul (No. 4 seed)	W 68-43	No. 13 seed Liberty (San Antonio Region First Round, Chicago, Ill.)
	W 71-67	No. 12 seed Tulsa (San Antonio Region Second Round, Chicago, Ill.)
	L 66-56	No. 1 seed LSU (San Antonio Region Semifinal, San Antonio, Texas)
Louisville (No. 9 seed)	L 76-64	No. 8 seed Vanderbilt (Cleveland Region First Round, Nashville, Tenn.)
Notre Dame (No. 9 seed)	L 78-61	No. 8 seed Boston College (Albuquerque Region First Round, West Lafayette, Ind.)
Rutgers (No. 3 seed)	W 63-58	No. 14 seed Dartmouth (Cleveland Region First Round, Trenton, N.J.)
	W 82-48	No. 11 seed TCU (Cleveland Region Second Round, Trenton, N.J.)
	L 76-69	No. 2 seedennessee (Cleveland Region Semifinal, Cleveland, Ohio)
St. John's (No. 7 seed)	W 78-68	No. 10 seed California (Albuquerque Region First Round, State College, Pa.)
	L 81-74	No. 2 seed Maryland (Albuquerque Region Second Round, State College, Pa.)
USF (No. 9 seed)	L 67-65	No. 8 seed USC (Bridgeport Region First Round, Norfolk, Va.)

## 2004-05 (7-4)

Boston College (No. 7 seed)	W 65-43	No. 10 seed Houston (Chattanooga Region First Round, Chapel Hill, N.C.)
	L 70-60	No. 2 seed Duke (Chattanooga Region Second Round, Chapel Hill, N.C.)
Connecticut (No. 3 seed)	W 95-47	No. 14 seed Dartmouth (Kansas City Region First Round, Storrs, Conn.)
	W 70-52	No. 6 seed Florida State (Kansas City Region Second Round, Storrs, Conn.)
	L 76-59	No. 2 seed Stanford (Kansas City Region Semifinal, Kansas City, Mo.)
Notre Dame (No. 4 seed)	W 61-51	No. 13 seed UC Santa Barbara (Tempe Region First Round, Fresno, Calif.)
	L 70-61	No. 5 seed Arizona State (Tempe Region Second Round, Fresno, Calif.)
Rutgers (No. 3 seed)	W 62-37	No. 14 seed Hartford (Philadelphia Region First Round, Storrs, Conn.)
	W 61-54	No. 6 seed Temple (Philadelphia Region Second Round, Storrs, Conn.)
	W 64-58	No. 2 seed Ohio State (Philadelphia Region Semifinal, Philadelphia, Pa.)
	L 59-49	No. 1 seed Tennessee (Philadelphia Region Final, Philadelphia, Pa.)

## 2003-04 (12-7)

Boston College (No. 3 seed)	W 58-56	No. 14 seed Eastern Michigan (Midwest Region First Round, Columbus, Ohio)
	W 63-48	No. 6 seed Ohio State (Midwest Region Second Round, Columbus, Ohio)
	L 76-63	No. 7 seed Minnesota (Midwest Region Semifinal, Norfolk, Va.)
Connecticut (No. 2 seed)	W 91-55	No. 15 seed Pennsylvania (East Region First Round, Bridgeport, Conn.)
	W 79-53	No. 7 seed Auburn (East Region Second Round, Bridgeport, Conn.)
	W 63-55	No. 11 seed UC Santa Barbara (East Region Semifinal, Hartford, Conn.)
	W 66-49	No. 1 seed Penn State (East Region Final, Hartford, Conn.)
	W 67-58	No. 7 seed Minnesota (National Semifinal, New Orleans, La.)
	W 70-61	No. 1 seed Tennessee (National Championship, New Orleans, La.)
Miami (No. 5 seed)	L 86-85	No. 12 seed Maryland (West Region First Round, Baton Rouge, La.)
Notre Dame (No. 5 seed)	W 69-65 (OT)	No. 12 seed SW Missouri State (East Region First Round, Notre Dame, Ind.)
	W 59-46	No. 13 seed Middle Tennessee (East Region Second Round, Notre Dame, Ind.)
	L 55-49	No. 1 seed Penn State (East Region Semifinal, Hartford, Conn.)
Rutgers (No. 7 seed)	L 74-69	No. 10 seed Chattanooga (Midwest Region First Round, Chattanooga, Tenn.)
Villanova (No. 7 seed)	W 66-63	No. 10 seed Mississippi (West Region First Round, Ames, Iowa)
	L 60-42	No. 2 seed Purdue (West Region Second Round, Ames, Iowa)
Virginia Tech (No. 8 seed)	W 89-76	No. 9 seed Iowa (East Region First Round, Blacksburg, Va.)
	L 61-48	No. 1 seed Penn State (East Region Second Round, Blacksburg, Va.)
West Virginia (No. 11 seed)	L 73-67	No. 6 seed Ohio State (East Region First Round, Columbus, Ohio)

## 2002-03 (15-6)

Boston College (No. 5 seed)	W 73-72	No. 12 seed Old Dominion (East Region First Round, Norfolk, Va.)
	W 86-85 (OT)	No. 4 seed Vanderbilt (East Region Second Round, Norfolk, Va.)
	L 70-49	No. 1 seed Connecticut (East Region Semifinal, Dayton, Ohio)
Connecticut (No. 1 seed)	W 91-44	No. 16 seed Boston University (East Region First Round, Storrs, Conn.)
	W 81-66	No. 9 seed TCU (East Region Second Round, Storrs, Conn.)
	W 70-49	No. 5 seed Boston College (East Region Semifinal, Dayton, Ohio)
	W 73-64	No. 2 seed Purdue (East Region Final, Dayton, Ohio)
	W 71-69	No. 2 seed Texas (National Semifinal, Atlanta, Ga.)
	W 73-68	No. 1 seed Tennessee (National Championship, Atlanta, Ga.)
Miami (No. 11 seed)	L 91-85 (OT)	No. 6 seed New Mexico (Midwest Region First Round, Albuquerque, N.M.)
Notre Dame (No. 11 seed)	W 59-47	No. 6 seed Arizona (East Region First Round, Manhattan, Kan.)
	W 59-53	No. 3 seed Kansas State (East Region Second Round, Manhattan, Kan.)
	L 66-47	No. 2 seed Purdue (East Region Semifinal, Dayton, Ohio)
Rutgers (No. 4 seed)	W 64-52	No. 13 seed Western Kentucky (Midwest Region First Round, Athens, Ga.)
	L 74-64	No. 5 seed Georgia (Midwest Region Second Round, Athens, Ga.)
Villanova (No. 2 seed)	W 51-36	No. 15 seed St. Francis (Pa.) (Midwest Region First Round, Norman, Okla.)
	W 70-57	No. 7 seed George Washington (Midwest Region Second Round, Norman, Okla.)
	W 53-51	No. 6 seed Colorado (Midwest Region Semifinal, Knoxville, Tenn.)
	L 73-49	No. 1 seed Tennessee (Midwest Region Final, Knoxville, Tenn.)
Virginia Tech (No. 7 seed)	W 61-59	No. 10 seed Georgia Tech (East Region First Round, West Lafayette, Ind.)
	L 80-62	No. 2 seed Purdue (East Region Second Round, West Lafayette, Ind.)

# BIG EAST in the NCAA Championship

## 2001-02 (8-4)

Boston College (No. 5 seed)	L	65-59	No. 12 seed Mississippi State (West Region First Round, Lubbock, Texas)
Connecticut (No. 1 seed)	W	86-37	No. 16 seed St. Francis (Pa.) (Midwest Region First Round, Storrs, Conn.)
	W	86-48	No. 9 seed Iowa (Midwest Region First Round, Storrs, Conn.)
	W	82-64	No. 4 seed Penn State (Midwest Region Semifinal, Milwaukee, Wisc.)
	W	85-64	No. 7 seed Old Dominion (Midwest Region Final, Milwaukee, Wisc.)
	W	79-56	No. 2 seed Tennessee (National Semifinal, San Antonio, Texas)
	W	82-70	No. 1 seed Oklahoma (National Championship, San Antonio, Texas)
Notre Dame (No. 7 seed)	W	87-69	No. 10 seed New Mexico (Midwest Region First Round, Knoxville, Tenn.)
	L	89-50	No. 2 seed Tennessee (Midwest Region First Round, Knoxville, Tenn.)
Syracuse (No. 10 seed)	L	87-69	No. 7 seed Drake (East Region First Round, Waco, Texas)
Villanova (No. 9 seed)	W	67-46	No. 8 seed Pepperdine (West Region First Round, Norman, Okla.)
	L	66-53	No. 1 seed Oklahoma (West Region First Round, Norman, Okla.)

## 2000-01 (13-4)

Connecticut (No. 1 seed)	W	101-29	No. 16 seed Long Island (East Region First Round, Storrs, Conn.)
	W	89-44	No. 9 seed Colorado State (East Region Second Round, Storrs, Conn.)
	W	72-58	No. 4 seed NC State (East Region Semifinal, Pittsburgh, Pa.)
	W	67-48	No. 3 seed Louisiana Tech (East Region Final, Pittsburgh, Pa.)
	L	90-75	No. 1 seed Notre Dame (National Semifinal, St. Louis, Mo.)
Notre Dame (No. 1 seed)	W	98-49	No. 16 seed Alcorn State (Midwest Region First Round, Notre Dame, Ind.)
	W	88-54	No. 8 seed Michigan (Midwest Region Second Round, Notre Dame, Ind.)
	W	69-54	No. 5 seed Utah (Midwest Region Semifinal, Denver, Colo.)
	W	72-64	No. 3 seed Vanderbilt (Midwest Region Final, Denver, Colo.)
	W	90-75	No. 1 seed Connecticut (National Semifinal, St. Louis, Mo.)
	W	68-66	No. 3 seed Purdue (National Championship, St. Louis, Mo.)
Rutgers (No. 4 seed)	W	80-43	No. 13 seed Stephen F. Austin (West Region First Round, Piscataway, N.J.)
	L	60-53	No. 5 seed SW Missouri State (West Region Second Round, Piscataway, N.J.)
Villanova (No. 5 seed)	W	66-58	No. 12 seed Drake (East Region First Round, Raleigh, N.C.)
	L	68-64	No. 4 seed NC State (East Region Second Round, Raleigh, N.C.)
Virginia Tech (No. 7 seed)	W	77-57	No. 10 seed Denver (Midwest Region First Round, Lubbock, Texas)
	L	73-52	No. 2 seed Texas Tech (Midwest Region Second Round, Lubbock, Texas)

## 1999-00 (13-3)

Boston College (No. 5 seed)	W	93-76	No. 12 seed Nebraska (Midwest Region First Round, Charlottesville, Va.)
	L	74-70	No. 4 seed Virginia (Midwest Region Second Round, Charlottesville, Va.)
Connecticut (No. 1 seed)	W	116-46	No. 16 seed Hampton (East Region First Round, Storrs, Conn.)
	W	83-45	No. 9 seed Clemson (East Region Second Round, Storrs, Conn.)
	W	102-80	No. 5 seed Oklahoma (East Region Semifinal, Richmond, Va.)
	W	86-71	No. 3 seed LSU (East Region Final, Richmond, Va.)
	W	89-67	No. 2 seed Penn State (National Semifinal, Philadelphia, Pa.)
	W	71-52	No. 1 seed Tennessee (National Championship, Philadelphia, Pa.)
Notre Dame (No. 2 seed)	W	87-61	No. 15 seed San Diego (Midwest Region First Round, Notre Dame, Ind.)
	W	95-60	No. 7 seed Geo. Washington (Midwest Region Second Round, Notre Dame, Ind.)
	L	69-65	No. 3 seed Texas Tech (Midwest Region Semifinal, Memphis, Tenn.)
Rutgers (No. 2 seed)	W	91-70	No. 15 seed Holy Cross (West Region First Round, Piscataway, N.J.)
	W	59-39	No. 10 seed St. Joseph's (West Region Second Round, Piscataway, N.J.)
	W	60-45	No. 11 seed UAB (West Region Semifinal, Portland, Ore.)
	W	59-51	No. 1 seed Georgia (West Region Final, Portland, Ore.)
	L	64-54	No. 1 seed Tennessee (National Semifinal, Philadelphia, Pa.)

## 1998-99 (7-4)

Boston College (No. 8 seed)	W	72-59	No. 9 seed Ohio State (East Region First Round, Knoxville, Tenn.)
	L	89-62	No. 1 seed Tennessee (East Region Second Round, Knoxville, Tenn.)
Connecticut (No. 1 seed)	W	97-46	No. 16 seed St. Francis (Midwest Region First Round, Storrs, Conn.)
	W	86-84	No. 8 seed Xavier (Midwest Region Second Round, Storrs, Conn.)
	L	64-58	No. 4 seed Iowa State (Midwest Region Semifinal, Cincinnati, Ohio)
Notre Dame (No. 5 seed)	W	61-57	No. 12 seed St. Mary's (West Region First Round, Baton Rouge, La.)
	L	74-64	No. 4 seed LSU West Region Second Round, Baton Rouge, La.)
Rutgers (No. 3 seed)	W	84-70	No. 14 seed Dartmouth (Midwest Region First Round, Piscataway, N.J.)
	W	90-47	No. 6 seed Arizona (Midwest Region Second Round, Piscataway, N.J.)
	W	53-42	No. 2 seed Texas Tech (Midwest Region Semifinal, Normal, Ill.)
	L	75-62	No. 1 seed Purdue (Midwest Region Final, Normal, Ill.)

## 1997-98 (7-4)

Connecticut (No. 2 seed)	W	93-52	No. 15 seed Fairfield (East Region First Round, Storrs, Conn.)
	W	75-67	No. 10 seed George Washington (East Region Second Round, Storrs, Conn.)
	W	74-57	No. 3 seed Arizona (East Region Semifinal, Dayton, Ohio)
	L	60-52	No. 4 seed North Carolina State (East Region Final, Dayton, Ohio)
Miami (No. 11 seed)	L	60-49	No. 6 seed Clemson (Midwest Region First Round, Ruston, La.)
Notre Dame (No. 9 seed)	W	78-64	No. 8 seed SW Missouri State (Midwest Region First Round, Lubbock, Texas)
	W	74-59	No. 1 seed Texas Tech (Midwest Region Second Round, Lubbock, Texas)
	L	70-65	No. 4 seed Purdue (Midwest Region Semifinal, Lubbock, Texas)
Rutgers (No. 5 seed)	W	79-76	No. 12 seed Oregon (Midwest Region First Round, Ames, Iowa)
	W	62-61	No. 4 seed Iowa State (Midwest Region Second Round, Ames, Iowa)
	L	92-60	No. 1 seed Tennessee (Midwest Region Semifinal, Nashville, Tenn.)

## 1996-97 (7-2)

Connecticut (No. 1 seed)	W	103-35	No. 16 seed Lehigh (Midwest Region First Round, Storrs, Conn.)
	W	72-53	No. 9 seed Iowa (Midwest Region Second Round, Storrs, Conn.)
	W	78-73	No. 4 seed Illinois (Midwest Region Semifinal, Iowa City, Iowa)
	L	91-81	No. 3 seed Tennessee (Midwest Region Final, Iowa City, Iowa)
Notre Dame (No. 6 seed)	W	93-62	No. 11 seed Memphis (East Region First Round, Austin, Texas)
	W	86-83	No. 3 seed Texas (East Region Second Round, Austin, Texas)
	W	87-71	No. 2 seed Alabama (East Region Semifinal, Columbia, S.C.)
	W	62-52	No. 5 seed George Washington (East Region Final, Columbia, S.C.)
	L	80-66	No. 3 seed Tennessee (National Semifinal, Cincinnati, Ohio)

## 1995-96 (5-2)

Connecticut (No. 1 seed)	W	94-63	No. 16 seed Howard (Midwest Region First Round, Storrs, Conn.)
	W	88-68	No. 9 seed Michigan State (Midwest Region Second Round, Storrs, Conn.)
	W	72-44	No. 12 seed San Francisco (Midwest Region Semifinal, Rosemont, Ill.)
	W	67-57	No. 3 seed Vanderbilt (Midwest Region Final, Rosemont, Ill.)
	L	88-83	No. 1 seed Tennessee (National Semifinal, Charlotte, N.C.)
Notre Dame (No. 12 seed)	W	73-60	No. 5 seed Purdue (Midwest Region First Round, Lubbock, Texas)
	L	82-67	No. 4 seed Texas Tech (Midwest Region Second Round, Lubbock, Texas)

## 1994-95 (7-1)

Connecticut (No. 1 seed)	W	105-75	No. 16 seed Maine (East Region First Round, Storrs, Conn.)
	W	91-45	No. 8 seed Virginia Tech (East Region Second Round, Storrs, Conn.)
	W	87-56	No. 4 seed Alabama (East Region Semifinal, Storrs, Conn.)
	W	67-63	No. 3 seed Virginia (East Region Final, Storrs, Conn.)
	W	87-60	No. 2 seed Stanford (National Semifinal, Minneapolis, Minn.)
	W	70-64	No. 1 seed Tennessee (National Championship, Minneapolis, Minn.)
Seton Hall (No. 6 seed)	W	73-63	No. 11 seed Stephen F. Austin (West Region First Round, Chapel Hill, N.C.)
	L	59-49	No. 3 seed North Carolina (West Region Second Round, Chapel Hill, N.C.)

## 1993-94 (5-2)

Connecticut (No. 1 seed)	W	79-60	No. 16 seed Brown (East Region First Round, Storrs, Conn.)
	W	81-59	No. 9 seed Auburn (East Region Second Round, Storrs, Conn.)
	W	78-64	No. 4 seed So. Mississippi (East Region Semifinal, Piscataway, N.J.)
	L	81-69	No. 3 seed North Carolina (East Region Final, Piscataway, N.J.)
Seton Hall (No. 4 seed)	W	70-60	No. 13 seed Vermont (Midwest Region First Round, South Orange, N.J.)
	W	71-66	No. 5 seed Texas (Midwest Region Second Round, South Orange, N.J.)
	L	64-60	No. 1 seed Penn State (Midwest Region Semifinal, Austin, Texas)

## 1992-93 - no teams seeded below No. 4 (3-3)

Miami	W	61-44	St. Peter's (East Region First Round, Miami, Fla.)
	L	78-63	No. 4 seed W. Kentucky (East Region Second Round, Bowling Green, Ky.)
Georgetown	W	76-74	Northern Illinois (East Region First Round, Washington, D.C.)
	W	68-67	No. 3 seed Penn State (East Region Second Round, University Park, Pa.)
	L	77-57	No. 2 seed Virginia (East Region Semifinal, Richmond, Va.)
Connecticut	L	74-71	Louisville (Midwest Region First Round, Storrs, Conn.)

## 1991-92 (2-3)

Miami (No. 2 seed)	W	86-72	No. 7 seed North Carolina (East Region Second Round, Miami, Fla.)
	L	77-67	No. 3 Vanderbilt (East Region Semifinal, Charlottesville, Va.)
Connecticut (No. 6 seed)	W	83-66	No. 11 seed St. Peter's (East Region First Round, Storrs, Conn.)
	L	75-47	No. 3 Vanderbilt (East Region Second Round, Nashville, Tenn.)
Providence (No. 7 seed)	L	74-64	No. 10 Toledo (Midwest Region First Round, Providence, R.I.)

## 1990-91 (4-2)

Connecticut (No. 3 seed)	W	81-80	No. 11 seed Toledo (East Region Second Round, Storrs, Conn.)
	W	82-71	No. 2 seed NC State (East Region Semifinal, Philadelphia, Pa.)
	W	60-57	No. 4 seed Clemson (East Region Final, Philadelphia, Pa.)
	L	61-55	No. 1 seed Virginia (National Semifinal, New Orleans, La.)
Providence (No. 5 seed)	W	88-87	No. 12 seed Fairfield (East Region First Round, Providence, R.I.)
	L	103-91	No. 4 seed Clemson (East Region Second Round, Clemson, S.C.)

## 1989-90 (1-2)

Providence (No. 3 seed)	W	77-75	No. 6 seed Maryland (East Region Second Round, Providence, R.I.)
	L	77-71	No. 2 seed Virginia (East Region Semifinal, Norfolk, Va.)
Connecticut (No. 4 seed)	L	61-59	No. 5 seed Clemson (East Region Second Round, Storrs, Conn.)

## 1988-89 (0-3)

Connecticut (No. 8 seed)	L	72-63	No. 9 seed La Salle (East Region First Round, Storrs, Conn.)
Providence (No. 11 seed)	L	94-74	No. 6 seed James Madison (East Region First Round, Harrisonburg, Va.)
Villanova (No. 11 seed)	L	66-41	No. 6 seed Old Dominion (Midwest Region First Round, Norfolk, Va.)



# BIG EAST in the NCAA Championship

## 1987-88 (1-3)

St. John's (No. 7 seed)	W	83-70	No. 10 seed Fairfield (East Region First Round, Jamaica, N.Y.)
	L	85-64	No. 2 seed Virginia (East Region Second Round, Charlottesville, Va.)
Syracuse (No. 6 seed)	L	116-75	No. 3 seed Ohio State (Midwest Region Second Round, Columbus, Ohio)
Villanova (No. 8 seed)	L	53-51	No. 9 seed Wake Forest (East Region First Round, Villanova, Pa.)

## 1986-87 (0-1)

Villanova (No. 6 seed)	L	68-67	No. 3 seed N.C. State (East Region Second Round, Philadelphia, Pa.)
------------------------	---	-------	---

## 1985-86 (1-2)

Providence (No. 9 seed)	L	55-53	No. 8 seed James Madison (East Region First Round, Providence, R.I.)
Villanova (No. 7 seed)	W	60-55	No. 10 seed La Salle (East Region First Round, Philadelphia, Pa.)
	L	85-58	No. 2 seed Rutgers (East Region Second Round, New Brunswick, N.J.)

## 1984-85 (0-1)

Syracuse (No. 8 seed)	L	88-63	No. 1 seed Old Dominion (East Region First Round, Norfolk, Va.)
-----------------------	---	-------	---

## 1983-84 (0-1)

St. John's (No. 7 seed)	L	81-79	No. 2 seed North Carolina (East Region First Round, Chapel Hill, N.C.)
-------------------------	---	-------	--

## 1982-83 (0-1)

St. John's (No. 7 seed)	L	86-63	No. 2 seed Old Dominion (East Region First Round, Norfolk, Va.)
-------------------------	---	-------	---



**UConn won the 1995 NCAA Championship with the help of Naismith Player of the Year, Rebecca Lobo**

## BIG EAST Round-By-Round Records

Year	First Round W-L	Second Round W-L	Regional Semis W-L	Regional Final W-L	National Semi W-L	National Final W-L
1983	0-1					
1984	0-1					
1985	0-1					
1986	1-1	0-1				
1987	0-1					
1988	1-1	0-2				
1989	0-3					
1990		1-1	0-1			
1991	1-0	1-1	1-0	1-0	0-1	
1992	1-1	1-1	0-1			
1993	2-1	1-1	0-1			
1994	2-0	2-0	1-1	0-1		
1995	2-0	1-1	1-0	1-0	1-0	1-0
1996	2-0	1-1	1-0	1-0	0-1	
1997	2-0	2-0	2-0	1-1	0-1	
1998	3-1	3-0	1-2	0-1		
1999	4-0	2-2	1-1	0-1		
2000	4-0	3-1	2-1	2-0	1-1	1-0
2001	5-0	2-3	2-0	2-0	1-1	1-0
2002	3-2	1-2	1-0	1-0	1-0	1-0
2003	6-1	4-2	2-2	1-1	1-0	1-0
2004	5-3	3-2	1-2	1-0	1-0	1-0
2005	4-0	2-2	1-1	0-1		
2006	4-3	3-1	1-2	0-1		
2007	7-1	2-5	2-0	1-1	1-0	0-1
2008	6-2	5-1	2-3	1-1	0-1	
2009	4-3	4-0	2-2	2-0	2-0	1-1
2010	5-2	2-3	1-1	1-0	1-0	1-0
2011	9-0	5-4	2-3	2-0	1-1	0-1
2012	7-1	3-4	2-1	2-0	1-1	0-1
2013	4-4	3-1	3-0	3-0	2-1	1-1
2014	2-0	1-1	0-1			
2015	1-1	0-1				
2016	1-2	1-0	0-1			
2017	2-1	0-2				
2018	4-0	0-4				
2019	1-1	0-1				
<b>Record</b>	<b>105-39</b>	<b>59-51</b>	<b>32-27</b>	<b>23-9</b>	<b>14-9</b>	<b>9-5</b>
<b>Win%</b>	<b>.729</b>	<b>.536</b>	<b>.542</b>	<b>.719</b>	<b>.609</b>	<b>.643</b>



**St. John's won its first BIG EAST Tournament in 1983 and again in 1984 and 1988, before claiming the most recent crown in 2016**

# BIG EAST in the WNIT

## 2018-19 (8-5)

Butler	W 89-72	Northeastern (First Round, Indianapolis, Ind.)
	W 70-52	Kent State (Second Round, Indianapolis, Ind.)
	L 65-72	Cincinnati (Round of 16, Cincinnati, Ohio)
Georgetown	W 90-59	Sacred Heart (First Round, Washington, D.C.)
	W 70-65	Harvard (Second Round, Cambridge, Mass.)
	W 53-46	Providence (Round of 16, Providence, R.I.)
	L 44-54	James Madison (Quarterfinals, Harrisonburg, Va.)
Providence	W 71-54	Hartford (First Round, Providence, R.I.)
	W 64-54	Penn (Second Round, Providence, R.I.)
	L 46-53	Georgetown (Round of 16, Providence, R.I.)
Seton Hall	L 65-71	Toledo (First Round, Toledo, Ohio)
Villanova	W 86-81 (OT)	Old Dominion (First Round, Villanova, Pa.)
	L 57-64	West Virginia (Second Round, Morgantown, W.Va.)

## 2017-18 (4-3)

Georgetown	W 67-57	Delaware (First Round, Washington, D.C.)
	L 66-69	Duquesne (Second Round, Washington, D.C.)
St. John's	W 68-47	Marist (First Round, Queens, N.Y.)
	W 53-48	Penn (Second Round, Queens, N.Y.)
	W 65-52	Duquesne (Round of 16, Queens, N.Y.)
	L 62-76	West Virginia (Quarterfinals, Morgantown, W.Va.)
Seton Hall	L 57-75	Saint Joseph's (First Round, South Orange, N.J.)

## 2016-17 (6-3)

Georgetown	L 49-60	Fordham (First Round, Washington, D.C.)
St. John's	W 72-43	Sacred Heart (First Round, Queens, N.Y.)
	W 62-57	Harvard (Second Round, Queens, N.Y.)
	L 40-60	Michigan (Round of 16, Ann Arbor, Mich.)
Villanova	W 59-53	Princeton (First Round, Princeton, N.J.)
	W 56-51	Drexel (Second Round, Philadelphia, Pa.)
	W 69-67 (OT)	James Madison (Round of 16, Harrisonburg, Va.)
	W 69-57	Indiana (Quarterfinals, Bloomington, Ind.)
	L 61-65	Michigan (Semifinals, Ann Arbor, Mich.)

## 2015-16 (1-3)

Creighton	L 68-74	South Dakota (First Round, Vermillion, S.D.)
Georgetown	L 55-57	Rutgers (First Round, Piscataway, N.J.)
Villanova	W 67-51	Liberty (First Round, Villanova, Pa.)
	L 74-82	Hofstra (Second Round, Villanova, Pa.)

## 2014-15 (5-3)

Creighton	L 68-58	South Dakota (First Round, Vermillion, S.D.)
St. John's	W 64-56	Army (First Round, Queens, N.Y.)
	W 77-63	Fordham (Second Round, Queens, N.Y.)
	L 63-55	Villanova (Third Round, Villanova, Pa.)
Villanova	W 71-60	Maine (First Round, Villanova, Pa.)
	W 71-66	Old Dominion (Second Round, Villanova, Pa.)
	W 63-55	St. John's (Third Round, Villanova, Pa.)
	L 75-70	West Virginia (Quarterfinal, Morgantown, W.Va.)

## 2013-14 (5-5)

Butler	L 78-61	South Dakota State (First Round, Brookings, S.D.)
Creighton	W 77-51	Missouri (First Round, Omaha, Neb.)
	L 62-51	South Dakota State (Second Round, Brookings, S.D.)
Marquette	W 63-61	Indiana State (First Round, Terre Haute, Ind.)
	L 72-69	Indiana (Second Round, Bloomington, Ind.)
Seton Hall	W 63-60	American (First Round, South Orange, N.J.)
	W 75-74	Princeton (Second Round, South Orange, N.J.)
	L 91-79 (2OT)	Rutgers (Third Round, Piscataway, N.J.)
Villanova	W 74-66	Quinnipiac (First Round, Villanova, Pa.)
	L 76-66	George Washington (Second Round, Villanova, Pa.)

## 2012-13 (0-1)

Marquette	L 61-59	Northern Iowa (First Round, Milwaukee, Wis.)
-----------	---------	--

## 2011-12 (9-4)

Cincinnati	W 68-63 (ot)	Duquesne (First Round, Cincinnati, Ohio)
	L 72-51	Toledo (Second Round, Toledo, Ohio)
USF	W 76-20	Florida Atlantic (First Round, Tampa, Fla.)
	W 77-61	Florida International (Second Round, Tampa, Fla.)
	L 72-45	James Madison (Third Round, Harrisonburg, Va.)
Syracuse	W 59-42	Hartford (First Round, Hartford, Conn.)
	W 65-43	Drexel (Second Round, Philadelphia, Pa.)
	W 82-68	Temple (Third Round, Philadelphia, Pa.)
	W 74-73 (ot)	Toledo (Quarterfinal Round, Toledo, Ohio)
	L 74-71	James Madison (Semifinal Round, Harrisonburg, Pa.)
Villanova	W 58-39	American (First Round, Villanova, Pa.)
	W 58-55	Illinois State (Second Round, Normal, Ill.)
	L 48-47	Colorado (Third Round, Boulder, Colo.)

## 2010-11 (3-1)

Syracuse	W 77-53	Monmouth (First Round, Syracuse, N.Y.)
	W 63-53	St. Bonaventure (Syracuse, N.Y.)
	W 72-63	Eastern Michigan (Syracuse, N.Y.)
	L 71-68 (ot)	Toledo (Toledo, Ohio)

## 2009-10 (7-5)

Marquette	W 85-56	Eastern Illinois (First Round, Milwaukee, Wis.)
	L 74-72 (ot)	Illinois (Second Round, Champaign, Ill.)
Pittsburgh	L 70-58	Toledo (First Round, Toledo, Ohio)
Providence	W 64-58	Boston University (First Round, Boston, Mass.)
	W 76-61	Old Dominion (Second Round, Providence, R.I.)
	W 77-64	Maryland (Third Round, College Park, Md.)
	L 73-65	Miami (Quarterfinal Round, Providence, R.I.)
USF	L 61-54	Florida (First Round, Gainesville, Fla.)
Syracuse	W 87-68	Harvard (First Round, Syracuse, N.Y.)
	W 69-55	Richmond (Second Round, Syracuse, N.Y.)
	W 74-59	VCU (Third Round, Syracuse, N.Y.)
	L 78-52	Michigan (Quarterfinal Round, Ann Arbor, Mich.)

## 2008-09 (13-5)

Georgetown	W 73-45	Wintrop (First Round, Washington, D.C.)
	W 72-61	Wake Forest (Second Round, Winston-Salem, N.C.)
	W 65-49	Richmond (Third Round, Washington, D.C.)
	L 65-56	Boston College (Fourth Round, Chestnut Hill, Mass.)
Marquette	W 58-49	Butler (Second Round, Milwaukee, Wis.)
	L 51-50	Illinois State (Third Round, Normal, Ill.)
St. John's	W 83-60	Harvard (First Round, Queens, N.Y.)
	W 70-59	Hartford (Second Round, West Hartford, Conn.)
	L 68-64	Boston College (Third Round, Queens, N.Y.)
USF	W 88-81 (ot)	Florida Gulf Coast (Second Round, Tampa, Fla.)
	W 74-57	Mississippi (Third Round, Tampa, Fla.)
	W 80-66	St. Bonaventure (Fourth Round, Olean, N.Y.)
	W 82-65	Boston College (Semifinals, Chestnut Hill, Mass.)
	W 75-71	Kansas (National Championship, Lawrence, Kan.)
Syracuse	W 90-65	Canisius (First Round, Syracuse, N.Y.)
	L 72-69	Bowling Green (Second Round, Bowling Green, Ohio)
West Virginia	W 70-40	Coppin State (First Round, Morgantown, W.Va.)
	L 68-63	St. Bonaventure (Second Round, Olean, N.Y.)

## 2007-08 (9-3)

Marquette	W 75-69	Creighton (Second Round, Milwaukee, Wis.)
	W 72-64	Illinois (Third Round, Milwaukee, Wis.)
	W 69-64	Kentucky (Fourth Round, Lexington, Ky.)
	W 86-72	Colorado (Semifinals, Boulder, Colo.)
	W 81-66	Michigan State (National Championship, East Lansing, Mich.)
St. John's	W 65-59	Iona (Second Round, Queens, N.Y.)
	W 65-56	Boston College (Third Round, Queens, N.Y.)
	L 63-61	NC State (Fourth Round, Raleigh, N.C.)
USF	L 67-65	Florida Gulf Coast (First Round, Fort Meyers, Fla.)
Villanova	W 53-52	American (First Round, Villanova, Pa.)
	W 60-54	Wisconsin (Second Round, Madison, Wis.)
	L 64-58	Colorado (Third Round, Boulder, Colo.)

## 2006-07 (2-2)

Seton Hall	W 60-39	Dartmouth (First Round, South Orange, N.J.)
	L 64-52	Hofstra (Second Round, Hempstead, N.Y.)
USF	W 66-49	Coppin State (Second Round, Tampa, Fla.)
	L 73-71	Virginia (Third Round, Charlottesville, Va.)

## 2005-06 (9-4)

Cincinnati	L 81-75 (ot)	Florida International (First Round, Miami, Fla.)
Marquette	W 64-44	Illinois (Second Round, Milwaukee, Wis.)
	W 68-63	Iowa State (Third Round, Ames, Iowa)
	W 57-54	Indiana (Fourth Round, Milwaukee, Wis.)
	W 77-64	Pittsburgh (Semifinals, Milwaukee, Wis.)
	L 77-65	Kansas State (Final, Manhattan, Kan.)
Pittsburgh	W 64-57	Delaware (Second Round, Pittsburgh, Pa.)
	W 85-76	Mississippi (Third Round, Pittsburgh, Pa.)
	W 68-56	Virginia (Fourth Round, Pittsburgh, Pa.)
	L 77-64	Marquette (Semifinals, Milwaukee, Wis.)
Villanova	W 71-44	Hofstra (Second Round, Villanova, Pa.)
	W 59-47	Xavier (Third Round, Villanova, Pa.)
	L 94-81	Western Kentucky (Fourth Round, Villanova, Pa.)

## 2004-05 (6-5)

Marquette	L 66-57	Nebraska (First Round, Milwaukee, Wis.)
St. John's	W 48-42	Delaware (First Round, Newark, Del.)
	L 68-63	West Virginia (Second Round, Morgantown, W.Va.)
USF	W 61-56	Florida (First Round, Tampa, Fla.)
	L 78-63	Wake Forest (Second Round, Winston-Salem, N.C.)
Villanova	L 50-40	Chattanooga (First Round, Chattanooga, Tenn.)
West Virginia	W 74-59	Maine (First Round, Morgantown, W.Va.)
	W 68-63	St. John's (Second Round, Morgantown, W.Va.)
	W 65-52	Wake Forest (Third Round, Morgantown, W.Va.)
	W 80-75 (2ot)	Kentucky (Semifinals, Lexington, Ky.)
	L 78-70	Southwest Missouri State (National Final, Springfield, Mo.)

## 2003-04 (1-1)

Seton Hall	W 61-56	George Mason (First Round, South Orange, N.J.)
	L 68-61 (ot)	Saint Joseph's (Second Round, Philadelphia, Pa.)

## 2002-03 (0-2)

Georgetown	L 79-65	Richmond (First Round, Richmond, Va.)
Seton Hall	L 66-58	Siena (First Round, Loudonville, N.Y.)

## 2001-02 (4-2)

Miami	W 71-64	Georgia Tech (First Round, Atlanta, Ga.)
	L 83-76	Houston (Second Round, Houston, Texas)
Virginia Tech	W 51-45	UNC-Greensboro (First Round, Greensboro, N.C.)
	W 68-52	George Washington (Second Round, Blacksburg, Va.)
	W 76-48	Vermont (Third Round, Blacksburg, Va.)
	L 77-72 (ot)	Houston (Semifinals, Blacksburg, Va.)

## 2000-01 (1-1)

Georgetown	W 60-56	George Mason (First Round, Fairfax, Va.)
	L 78-74	James Madison (Second Round, Harrisonburg, Va.)

## 1999-00 (0-3)

Georgetown	L 63-46	Maryland (First Round, Washington, D.C.)
Pittsburgh	L 76-60	Cincinnati (First Round, Pittsburgh, Pa.)
Villanova	L 74-62	Michigan State (First Round, Villanova, Pa.)

## 1998-99 (0-2)

Georgetown	L 86-73	Siena (First Round, Washington, D.C.)
Miami	L 65-58	Rice (First Round, Miami, Fla.)

## 1997-98 (0-1)

Villanova	L 68-61	Penn State (First Round, Villanova, Pa.)
-----------	---------	--





# BIG EAST Players in the WNBA

Player	School	Drafted/Team	Round/Pick
Svetlana Abrosimova	Connecticut (1997-01)	2001/Minnesota	1st/7th
Matee Ajavon	Rutgers (2004-08)	2008/Houston	1st/5th
Kayla Alexander	Syracuse (2009-13)	2013/San Antonio	1st/8th
Charel Allen	Notre Dame (2003-08)	2008/Sacramento	3rd/43rd
Leigh Aziz	Syracuse (1998-01)	2003/Indiana	Free Agent
Jacqueline Batteast	Notre Dame (2001-05)	2005/Minnesota	2nd/17th
Ashley Battle	Connecticut (2001-05)	2005/Seattle	2nd/25th
Candyce Bingham	Louisville (2005-09)	2009/San Antonio	3rd/39th
Sue Bird	Connecticut (1998-02)	2002/Seattle	1st/1st
Octavia Blue	Miami (1994-98)	1998/Los Angeles	2nd/15th
Cal Bouchard	Boston College (1996-00)	2000/Detroit	4th/12th
Rebekkah Brunson	Georgetown (2000-04)	2004/Sacramento	1st/10th
Kate Bulger	West Virginia (2000-04)	2004/Minnesota	3rd/38th
Michelle Campbell	Rutgers (2002-06)	2006/Washington	Free Agent
Essence Carson	Rutgers (2004-08)	2008/New York	1st/7th
Swin Cash	Connecticut (1998-02)	2002/Detroit	1st/2nd
Tina Charles	Connecticut (2006-10)	2010/Connecticut	1st/1st
Felicia Chester	DePaul (2007-11)	2011/New York	2nd/14th
Amarah Coleman	DePaul (2015-18)	2018/Chicago Sky	3rd/28th
Willnett Crockett	Connecticut (2002-06)	2006/Los Angeles	2nd/8th
Davalyn Cunningham	Rutgers (1998-02)	2002/Orlando	2nd/23rd
Skylar Diggins	Notre Dame (2009-13)	2013/Tulsa	1st/3rd
Megan Duffy	Notre Dame (2002-06)	2006/Minnesota	3rd/3rd
Jessica Dickson	USF (2003-07)	2007/Sacramento	2nd/21st
Kelly Faris	Connecticut (2009-13)	2013/Connecticut	1st/11th
Katryna Gathers	Notre Dame (1993-97)	1997/Seattle#	3rd/4th
Usha Gilmore	Rutgers (1996-00)	2000/Indiana	3rd/10th
Kalana Greene	Connecticut (2005-10)	2010/New York	2nd/13th
Keisha Hampton	DePaul (2008-12)	2012/Seattle	2nd/22nd
Erica Haney	Notre Dame (1998-02)	2002/Detroit	3rd/47th
Tiffany Hayes	Connecticut (2008-12)	2012/Atlanta	1st/14th
Natisha Hiedeman	Marquette (2015-19)	2019/Minnesota Lynx	2nd/18th
Kym Hope	Miami (1995-99)	2000/Orlando	Assigned
Charde Houston	Connecticut (2004-08)	2008/Minnesota	3rd/30th
Brittany Hrynko	DePaul (2012-15)	2015/Connecticut	2nd/19th
Niele Ivey	Notre Dame (1996-01)	2001/Indiana	2nd/3rd
Amber Jacobs	Boston College (2000-04)	2004/Minnesota	3rd/33rd
Jessica January	DePaul	2017/Connecticut	3rd/28th
Asjha Jones	Connecticut (1998-02)	2002/Washington	1st/4th
Trish Juhline	Villanova (1999-03)	2003/Washington	3rd/21st
Rashidat Junaid	Rutgers (2006-10)	2010/Los Angeles	3rd/32nd
Ieva Kublina	Virginia Tech (2000-04)	2004/Indiana	3rd/31st
Yelena Leuchanka	West Virginia (2004-06)	2007/Washington	Free Agent
Rebecca Lobo	Connecticut (1991-95)	1997/New York	Regional pick
Nadine Malcolm	Providence (1993-97)	1998/Seattle#	3rd/3rd
Angel McCoughtry	Louisville (2005-09)	2009/Atlanta	1st/1st
Nadirah McKeith	St. John's (2009-13)	2013/Washington	2nd/5th
Renee Montgomery	Connecticut (2005-09)	2009/Minnesota	1st/4th
Jessica Moore	Connecticut (2000-05)	2005/Charlotte	2nd/24th
Maya Moore	Connecticut (2007-11)	2011/Minnesota	1st/1st
Beth (Morgan) Cunningham	Notre Dame (1993-97)	1997/Philadelphia#	2nd/8th
Chelsea Newton	Rutgers (2001-05)	2005/Sacramento	2nd/22nd
Natalie Novosel	Notre Dame (2008-12)	2012/Washington	1st/8th
Yolanda Paige	West Virginia (2001-05)	2005/Indiana	2nd/16th
Devereaux Peters	Notre Dame (2007-12)	2012/Minnesota	1st/3rd
Cappie Pondexter	Rutgers (2002-06)	2006/Phoenix	1st/2nd
Tasha Pointer	Rutgers (1997-01)	2001/Portland	4th/4th
Epiphanny Prince	Rutgers (2006-09)	2010/Chicago	1st/4th
Allie Quigley	DePaul (2004-08)	2008/Seattle	2nd/22nd
Texin Quinney	Seton Hall (1992-96)	2000/Indiana	Assigned
Shea Ralph	Connecticut (1996-01)	2001/Utah	3rd/8th
Beth Record	Syracuse (1997-01)	2001/Los Angeles	2nd/15th
Rebecca Richman	Rutgers (2001-05)	2005/New York	3rd/36th
Ruth Riley	Notre Dame (1997-01)	2001/Miami	1st/5th
Jennifer Rizzotti	Connecticut (1992-96)	1996/New England#	Regional pick
Angel Robinson	Marquette (2007-11)	2011/New York	2nd/22nd
Sugar Rodgers	Georgetown (2009-13)	2013/Minnesota	2nd/2nd
Jenna Rubino	DePaul (2003-07)	2007/Chicago	3rd/1st
Khadijah Rushdan	Rutgers (2008-12)	2012/Los Angeles	1st/15th
Nykesha Sales	Connecticut (1994-98)	1998/Orlando	Assigned
Olayinka Sanni	West Virginia (2004-08)	2008/Detroit	2nd/18th
Paige Sauer	Connecticut (1996-00)	2000/Los Angeles	2nd/15th
Kelly Schumacher	Connecticut (1997-01)	2001/Indiana	1st/14th
Kelley Siemon	Notre Dame (1997-01)	2001/Los Angeles	3rd/16th
Andrea Smith	USF (2010-13)	2013/Connecticut	3rd/11th
Khara Smith	DePaul (2002-06)	2006/San Antonio	3rd/2nd
Shenneika Smith	St. John's (2009-13)	2013/New York	3rd/1st
Katie Smrcka-Duffy	Georgetown (1998-01)	2001/Sacramento	4th/14th
Shawnetta Stewart	Rutgers (1997-00)	2000/Orlando	3rd/4th
Ann Strother	Connecticut (2002-06)	2006/Phoenix	2nd/1st
Tammy Sutton-Brown	Rutgers (1997-01)	2001/Charlotte	2nd/2nd

Player	School	Drafted/Team	Round/Pick
Ketia Swanier	Connecticut (2004-08)	2008/Connecticut	1st/12th
April Sykes	Rutgers (2008-12)	2012/Los Angeles	2nd/28th
Diana Taurasi	Connecticut (2000-04)	2004/Phoenix	1st/1st
Barbara Turner	Connecticut (2002-06)	2006/Seattle	1st/11th
Kia Vaughn	Rutgers (2005-09)	2009/New York	1st/8th
Rita Williams	Connecticut (1995-98)	1998/Washington	2nd/3rd
Tamika (Williams) Raymond	Connecticut (1998-02)	2002/Minnesota	1st/6th
Tere Williams	Virginia Tech (1997-01)	2001/Phoenix	3rd/13th
Kara Wolters	Connecticut (1993-97)	1997/New England#	Regional Pick
Dana Wynne	Seton Hall (1993-97)	1997/Colorado#	3rd/19th
Shawnte Zellous	Pittsburgh (2005-09)	2009/Detroit	1st/11th

# - originally drafted in ABL



**Marquette senior Natisha Hiedeman was selected as the 18th overall pick in the 2019 WNBA draft becoming the third MU player in program history to be drafted. The Green Bay, Wis. native was picked by the Minnesota Lynx, but later traded to the Connecticut Sun.**



# BIG EAST Players in the Olympics

## USA Basketball National Team Head Coach

Geno Auriemma, Connecticut – 2009-current

## U.S. Olympic Team

Sue Bird, Connecticut, 2016 (Gold Medal)  
 Tina Charles, Connecticut, 2016 (Gold Medal)  
 Angel McCoughtry, Louisville, 2016 (Gold Medal)  
 Maya Moore, Connecticut, 2016 (Gold Medal)  
 Diana Taurasi, Connecticut, 2016 (Gold Medal)  
 Doug Bruno, DePaul, 2016, assistant coach (Gold Medal)  
 Geno Auriemma, Conn., 2016, head coach (Gold Medal)  
 Sue Bird, Connecticut, 2012 (Gold Medal)  
 Swin Cash, Connecticut, 2012 (Gold Medal)  
 Tina Charles, Connecticut, 2012 (Gold Medal)  
 Ashja Jones, Connecticut, 2012 (Gold Medal)  
 Angel McCoughtry, Louisville, 2012 (Gold Medal)  
 Maya Moore, Connecticut, 2012 (Gold Medal)  
 Diana Taurasi, Connecticut, 2012 (Gold Medal)  
 Sue Bird, Connecticut, 2008 (Gold Medal)  
 Diana Taurasi, Connecticut, 2008 (Gold Medal)  
 Cappie Pondexter, Rutgers, 2008 (Gold Medal)  
 Sue Bird, Connecticut, 2004 (Gold Medal)  
 Swin Cash, Connecticut, 2004 (Gold Medal)  
 Ruth Riley, Notre Dame, 2004 (Gold Medal)  
 Diana Taurasi, Connecticut, 2004 (Gold Medal)  
 Kara Wolters, Connecticut, 2000 (Gold Medal)  
 Rebecca Lobo, Connecticut, 1996 (Gold Medal)  
 Kara Wolters, Connecticut, 1996 (alternate)  
 Geno Auriemma, Conn., 2012, head coach (Gold Medal)  
 Doug Bruno, DePaul, 2012, assistant coach (Gold Medal)  
 C. Vivian Stringer, Rutgers, 2004, asst. coach (Gold Medal)  
 Geno Auriemma, Conn., 2000, assistant coach (Gold Medal)

## USA Basketball Senior National Team

Sue Bird, Connecticut, 2007-12  
 Rebekkah Brunson, Georgetown, 2007-08  
 Swin Cash, Connecticut, 2007-12  
 Tina Charles, Connecticut, 2010-  
 Ashja Jones, Connecticut, 2007-12  
 Angel McCoughtry, Louisville, 2011-  
 Maya Moore, Connecticut, 2011-  
 Cappie Pondexter, Rutgers, 2007-12  
 Diana Taurasi, Connecticut, 2007-12  
 Kara Wolters, Connecticut, 1999-00  
 Rebecca Lobo, Connecticut, 1995-96

## USA Basketball World Championship Team

Sue Bird, Connecticut, 2014 (Gold Medal)  
 Maya Moore, Connecticut, 2014 (Gold Medal)  
 Angel McCoughtry, Louisville, 2014 (Gold Medal)  
 Diana Taurasi, Connecticut, 2014 (Gold Medal)  
 Tina Charles, Connecticut, 2014 (Gold Medal)  
 Doug Bruno, DePaul, 2014, assistant coach (Gold Medal)  
 Sue Bird, Connecticut, 2010  
 Swin Cash, Connecticut, 2010  
 Tina Charles, Connecticut, 2010  
 Ashja Jones, Connecticut, 2010  
 Angel McCoughtry, Louisville, 2010  
 Maya Moore, Connecticut, 2010  
 Diana Taurasi, Connecticut, 2010  
 Sue Bird, Connecticut, 2006 (Bronze Medal)  
 Diana Taurasi, Connecticut, 2006 (Bronze Medal)  
 Cappie Pondexter, Connecticut, 2006 (Alternate)  
 Sue Bird, Connecticut, 2002 (Gold Medal)  
 Kara Wolters, Connecticut, 1998 (Gold Medal)  
 Kara Wolters, Connecticut, 1994 (Bronze Medal)  
 Marianna Freeman, Syracuse, 2002, asst. coach (Gold Medal)  
 Doug Bruno, DePaul, 2010, assistant coach

## USA Basketball Olympic Qualifying Team

Sue Bird, Connecticut, 2011 (Gold Medal)  
 Swin Cash, Connecticut, 2011 (Gold Medal)  
 Tina Charles, Connecticut, 2011 (Gold Medal)  
 Ashja Jones, Connecticut, 2011 (Gold Medal)  
 Angel McCoughtry, Louisville, 2011 (Gold Medal)  
 Maya Moore, Connecticut, 2011 (Gold Medal)  
 Diana Taurasi, Connecticut, 2011 (Gold Medal)  
 Sue Bird, Connecticut, 2007 (Gold Medal)  
 Rebekkah Brunson, Georgetown, 2007 (Gold Medal)  
 Swin Cash, Connecticut, 2007 (Gold Medal)  
 Cappie Pondexter, Rutgers, 2007 (Gold Medal)  
 Diana Taurasi, Connecticut, 2007 (Gold Medal)

## USA Basketball World Champion Qualifying

Katryna Gaither, Notre Dame, 1997 (Silver Medal)  
 Beth Morgan, Notre Dame, 1997 (Silver Medal)

## Canadian Olympic Team

Katherine Plouffe, Marquette, 2014

## Team Canada World Championship Team

Katherine Plouffe, Marquette, 2016

## Croatian Olympic Team

Lisa Karcic, Villanova, 2012

## USA Basketball Women's Select Team

Ruth Riley, Notre Dame 1998  
 Beth Morgan, Notre Dame 1996

## USA World University Games Teams

Charise Jenkins, DePaul, 2015 (Silver Medal)  
 Bria Hartley, Connecticut, 2013 (Gold Medal)  
 Kaleena Mosqueda-Lewis, 2013 (Gold Medal)  
 Skylar Diggins, Notre Dame, 2011 (Gold Medal)  
 Keisha Hampton, DePaul, 2011 (Gold Medal)  
 Natalie Novosel, Notre Dame, 2011 (Gold Medal)  
 Devereaux Peters, Notre Dame, 2011 (Gold Medal)  
 Tina Charles, Connecticut, 2009 (Gold Medal)  
 Tiffany Hayes, Connecticut, 2009 (Gold Medal)  
 Maya Moore, Connecticut, 2009 (Gold Medal)  
 Cappie Pondexter, Rutgers, 2005 (Gold Medal)  
 Megan Duffy, Notre Dame, 2005 (Gold Medal)  
 Ruth Riley, Notre Dame, 1999 (Silver Medal)  
 Beth Morgan, Notre Dame, 1997 (Gold Medal)  
 Nykeshia Sales, Connecticut, 1997 (Gold Medal)  
 Kara Wolters, Connecticut, 1997 (Gold Medal)  
 Kara Wolters, Connecticut, 1995 (Silver Medal)  
 Kerry Bascom, Connecticut, 1991 (Gold Medal)  
 Terri Williams-Flournoy, Georgetown, 2011, assistant coach (Gold Medal)

## U.S. Junior National Team

Tracy Lis, Providence, 1990  
 Rebecca Lobo, Connecticut, 1991

## USA Pan Am Games Teams

Breanna Stewart, Connecticut, 2011  
 April Sykes, Rutgers, 2011  
 Matee Ajavon, Rutgers, 2007 (Gold Medal)  
 Charde Houston, Connecticut, 2007 (Gold Medal)  
 Angel McCoughtry, Louisville, 2007 (Gold Medal)  
 Mel Thomas, Connecticut, 2007 (Gold Medal)  
 Rebekkah Brunson, Georgetown, 2003 (Silver Medal)  
 Ann Strother, Connecticut, 2003 (Silver Medal)  
 Barbara Turner, Connecticut, 2003 (Silver Medal)  
 Beth Cunningham, Notre Dame, 1999 (Bronze Medal)  
 Katryna Gaither, Notre Dame, 1999 (Bronze Medal)  
 Dana Wynne, Seton Hall, 1999 (Bronze Medal)

## USA R. William Jones Cup Team

Sue Bird, Connecticut, 2000 (Gold Medal)  
 Shea Ralph, Connecticut, 2000 (Gold Medal)  
 Kelly Schumacher, Connecticut, 2000 (Gold Medal)  
 Paige Sauer, Connecticut, 1997 (Silver Medal)  
 Jennifer Rizzotti, Connecticut, 1996 (Gold Medal)  
 Nykeshia Sales, Connecticut, 1996 (Gold Medal)  
 Kara Wolters, Connecticut, 1996 (Gold Medal)  
 Nykeshia Sales, Connecticut, 1995 (Bronze Medal)  
 Nykeshia Sales, Connecticut, 1994 (Gold Medal)

## FIBA U21 World Championship (Formerly the World Championship For Young Women)

Essence Carson, Rutgers, 2007 (Gold Medal)  
 Kia Vaughn, Rutgers, 2007 (Gold Medal)  
 Cappie Pondexter, Rutgers, 2003 (Gold Medal)

## FIBA Americas U20 Championship (Formerly the World Championship for Young Women Qualifying Tournament)

Essence Carson, Rutgers, 2006 (Gold Medal)  
 Renee Montgomery, Connecticut, 2006 (Gold Medal)  
 Kia Vaughn, Rutgers, 2006 (Gold Medal)  
 Cappie Pondexter, Rutgers, 2002 (Gold Medal)

## FIBA U19 World Championship (Formerly the FIBA Junior World Championship)

Stefanie Dolson, Connecticut, 2011 (Gold Medal)  
 Bria Hartley, Connecticut, 2011 (Gold Medal)  
 Kaleena Mosqueda-Lewis, Connecticut, 2011 (Gold Medal)  
 Breanna Stewart, Connecticut, 2011 (Gold Medal)  
 Morgan Tuck, Connecticut, 2011 (Gold Medal)  
 Skylar Diggins, Notre Dame, 2009 (Gold Medal)  
 Melissa Lechlitner, Notre Dame, 2007 (Gold Medal)  
 Maya Moore, Connecticut, 2007 (Gold Medal)  
 Essence Carson, Rutgers, 2005 (Gold Medal)  
 Jessica Moore, Connecticut, 2001 (Bronze Medal)  
 Diana Taurasi, Connecticut, 2001 (Bronze Medal)  
 Cappie Pondexter, Rutgers, 2001 (Bronze Medal)  
 Rebecca Lobo, Connecticut, 1993 (7th Place)  
 Doug Bruno, DePaul, 2007, head coach (Gold Medal)  
 Geno Auriemma, Conn., 2001, head coach (Bronze Medal)  
 Marianna Freeman, Syracuse, 1997, asst. coach (Gold Medal)

## FIBA Americas U18 Championship Team (Formerly Jr. World Championship Qualifying)

Moriah Jefferson, Connecticut, 2012 (Gold Medal)  
 Michaela Mabrey, Notre Dame, 2012 (Gold Medal)  
 Breanna Stewart, Connecticut, 2012 (Gold Medal)  
 Morgan Tuck, Connecticut, 2012 (Gold Medal)  
 Tina Charles, Connecticut, 2006 (Gold Medal)  
 Charde Houston, Connecticut, 2006 (Gold Medal)  
 Essence Carson, Rutgers, 2004 (Gold Medal)  
 Ashley Battle, Connecticut, 2000 (Gold Medal)  
 Cappie Pondexter, Rutgers, 2000 (Gold Medal)  
 Diana Taurasi, Connecticut, 2000 (Gold Medal)  
 Stacy Hansmeyer, Connecticut, 1996 (Silver Medal)  
 Rebecca Lobo, Connecticut, 1992 (Silver Medal)  
 Terri Mitchell, Marquette, 2008, assistant coach (Gold Medal)  
 Doug Bruno, DePaul, 2006, head coach (Gold Medal)  
 Geno Auriemma, Conn., 2000, head coach (Gold Medal)  
 Marianna Freeman, Syracuse, 1996, asst. coach (Silver Medal)

## FIBA 3x3 World Championship

Skylar Diggins, Notre Dame, 2012 (Gold Medal)  
 Bria Hartley, Connecticut, 2012 (Gold Medal)  
 Ann Strother, Connecticut, 2012 (Gold Medal)



Marquette's Katherine Plouffe played for Team Canada at the 2016 Rio Olympics



DePaul head coach Doug Bruno was once again on the Team USA staff as an assistant coach as the Red, White & Blue captured Gold in Rio in the 2016 Olympic Summer Games



# Transition Game Weekend



“ I think what Val Ackerman shows to younger women is anything’s possible and women deserve a seat at the table and Val has been the person sitting there waiting for the rest of us to catch up to her. ”

*Doris Burke, Providence College Alum, ESPN/ABC Analyst*

The BIG EAST Conference hosted its fourth annual Transition Game Program Sept. 7-8 in New York City. The interactive program aims to assist current women’s basketball student-athletes in the transition from college player to emerging professional, both on and off the court. BIG EAST schools sent women’s basketball student-athletes who have been selected at the institution’s discretion. Nearly 30 student-athletes attended the two-day event, along with leaders from across the conference’s campus administrations.



“ We are a conference that takes a holistic approach, giving the student athlete a complete experience. ”

*Val Ackerman, Commissioner*

# GAME



# BIG EAST Announces Readmission of University of Connecticut

## BIG EAST Membership Increases to 11 Institutions

The BIG EAST Conference has announced that the University of Connecticut will re-join the conference as a full member, with the year of entry to be determined at a later date. One of seven original members of the BIG EAST, Connecticut competed as a BIG EAST school for the first 34 years of the Conference's existence, beginning in 1979-80 and continuing through the 2012-13.

Connecticut's membership was authorized by the unanimous vote of all 10 BIG EAST Presidents. The addition of UConn will increase the number of full members in the BIG EAST to 11 institutions.

The Huskies were especially successful in women's basketball during

their previous run in the BIG EAST. The UConn women's basketball program has won or shared 19 BIG EAST regular-season titles and captured 18 BIG EAST Tournament crowns, including 16 titles over a 19-year span (1994-2012). The women's program also earned eight of their 11 national championships as a BIG EAST school.



MADISON SQUARE GARDEN

**BIG EAST**  
CONFERENCE

WELCOME TO  
2018 BIG EAST MEDIA DAY

#BEMEDIADAY

@BICEAST | @BICEASTMBB | @BICEASTWBB

BIG EAST Media Day returned to Madison Square Garden for the fifth consecutive year in 2018. The BIG EAST will once again host its annual Men's and Women's Basketball Media Day at The World's Most Famous Arena on October 10, 2019.