



BIG EAST™

CONFERENCE



Butler Bulldogs



Creighton Bluejays



DePaul Blue Demons



Georgetown Hoyas



Marquette Golden Eagles



Providence Friars



St. John's Red Storm



Seton Hall Pirates



Villanova Wildcats



Xavier Musketeers

A Rich History



1985



THE BIG EAST CONFERENCE

Table of Contents

PRIMARY BIG EAST WOMEN'S BASKETBALL CONTACTS

Butler

Kit Stetzel
Hinkle Fieldhouse
Assistant Sports Information Director
510 W. 49th Street
Indianapolis, IN 46208
Office: (317) 940-9994
Cell Phone: (317) 828-9312
Email: cbstetze@butler.edu

Creighton

Glen Sisk
Associate Director/Athletic Communications
2500 California Plaza
Omaha, NE 68178
Office: (402) 280-2433
Cell Phone: (402) 515-7528
Email: glensisk@creighton.edu
Press Row Phone: (402) 280-5724

DePaul

Bob Sakamoto
Assistant Director of Athletics
Communications
2323 N. Sheffield Ave, Suite 220
Chicago, IL 60614
Office: (773) 325-7525
Cell Phone: (630) 445-3645
Fax: (773) 325-7531
Email: rsakamot@depaul.edu
Press Row Phone: (773) 325-4901

Georgetown

Barbara Barnes
Associate Sports Information Director
McDonough Arena
3700 O Street, NW
Washington, DC 20057
Office: (202) 687-7155
Cell Phone: (703) 716-7760
Email: bj57@georgetown.edu
Press Row Phone: 202-687-1581

Marquette

Megan O'Shea
Assistant Director of Media Relations
Al McGuire Center
770 North 12th Street
Milwaukee, WI 53233
Phone: (414) 288-7419
Fax: (414) 288-6519
Personal: (812) 369-0311
Email: megan.oshea@marquette.edu
Press Row Phone: 414-288-0340

Providence

Jen Ryneason
Assistant Athletic Director/Media Relations
Alumni Hall/Mullaney Gym
1 Cunningham Square
Providence, RI 02918
Office: (401) 865-2208
Fax: (401) 865-2583
Cell Phone: (401) 575-7370
Email: jrynears@providence.edu
Press Row Phone: 401-865-2810

St. John's

Mike Stainkamp
Assistant Director
Athletic Communications
St. John's University Athletics
Camesseca Arena 157
8000 Utopia Parkway
Queens, NY 11439
Office: (718) 990-1522
Cell: (516) 398-0693
Email: stainkam@stjohns.edu
Press Row Phone (CA): (718) 990-5713
Press Row Phone (MSC): (212) 631-8890

Seton Hall

Bobby Mullen
Associate Director of Athletics
Communications
400 South Orange Avenue
South Orange, NJ 07079
Office: (973) 761-9493
Cell Phone: (609) 925-4463
Email: bobby.mullen@shu.edu
Press Row Phone: (973) 761-1816

Villanova

Dean Kenefick
Associate Athletic Director/Communications
The Pavilion
Villanova, PA 19085
Office: (610) 519-6514
Cell Phone: (610) 308-4395
Email: dean.kenefick@villanova.edu
Press Row Phone: 610-519-7290

Xavier

Greg Lautzenheiser
Assistant Director of Athletic
Communications
3800 Victory Blvd.
Cincinnati, OH 45207
Office: (513) 745-3961
Cell Phone: (419) 605-8512
Email: lautzenheiser@xavier.edu

CONTENTS

2017-18 Notebook 2-7
2018 NCAA Championship Dates/Sites 8
2018 BIG EAST Championship Bracket 8
2017-18 Television Schedule 9
2017-18 Composite Schedule 10-11
BIG EAST Conference Bio 12-13
Commissioner Val Ackerman 14
BIG EAST Digital Network (BEDN) 15

MEET THE TEAMS

Butler 16-19
Creighton 20-23
DePaul 24-27
Georgetown 28-31
Marquette 32-35
Providence 36-39
St. John's 40-43
Seton Hall 44-47
Villanova 48-51
Xavier 52-55
All-Time Coaches' Records 56

2016-17 REVIEW

Final Standings & Postseason Information 58-59
Award Winners 60
BIG EAST vs. Other Conferences 61
Statistical Leaders 62-65
Superlatives 66

HISTORY

Regular-Season Records 68-69
All-Time Standings 70-73
BIG EAST Career Leaders 74-76
Annual Individual Stat Leaders 77-78
Annual Team Stat Leaders 79-80
Honor Roll 81-83
Weekly Honors 84-87
Year-by-Year Champions 88
All-Time All-Conference 89-92
BIG EAST Championship Results 93-95
BIG EAST in the NCAA Championship 96-100
BIG EAST in the WNIT 101
BIG EAST Players in the WNBA 102
BIG EAST Players in the Olympics 103
Transition Game 104

CREDITS

The 2017-18 BIG EAST Women's Basketball Media Guide was written and edited by Pamela Flenke. Editorial assistance provided by John Paquette.

PHOTO CREDITS

School media relations contacts/WNBA Photos/ USA Basketball/NBAE/FIBA/ Getty Images: Andrew D. Bernstein, Nathaniel S. Butler, Jim Rogash and Steve Woltmann.

Special thanks to the school media relations offices for their valuable assistance and cooperation.

The BIG EAST Conference

**655 Third Avenue
New York, NY 10017
Conference Office Number: 646-663-3444
Communications Number: 646-663-3437**

BIG EAST Staff (Emails - FirstInitialLastName@bigeast.com)

Commissioner Val Ackerman
Deputy Commissioner and Chief Operating Officer Vinca Nicastro
Chief Marketing Officer Ann Wells Crandall
Sr. Associate Commissioner, Broadcasting Rick Gentile
Sr. Associate Commissioner, Men's Basketball Stu Jackson
Sr. Associate Commissioner, Sports Media Relations John Paquette
Sr. Associate Commissioner, Sport Administration and Championships Chris Schneider
Associate Commissioner, Compliance and Governance Katie Willett
Associate Commissioner, Women's Basketball Tracy Ellis-Ward
Business Officer Kevin Flanagan
Assistant Commissioner, Women's Sports Media Relations Pamela Flenke
Assistant Commissioner, Olympic Sports and Marketing Communications Kristin Quinn

Sr. Director, Men's Basketball Operations Michael Coyne
Sr. Director of Championships James Greene
Sr. Director of Championships Tania Kennedy
Sr. Director of Conference Operations Briana Weiss
Director of Compliance and Membership Services Michael Sainte
Director, Social and Digital Content Brad Zak
Coordinator of Digital Production Ujash Patel
Office Manager and Executive Assistant to Commissioner Genelia Santanelli
Office and Conference Services Assistant Hanna Wilson
Supervisor of Officials, Men's Basketball John Cahill
Supervisor of Officials, Women's Basketball Debbie Williamson
Sr. Director of Business Development - FOX Sports Jim Prendergas



Marquette Is Unanimous Preseason Women's Basketball Favorite

Reigning Big East Tournament Champions Return Four Starters, Including Preseason Player Of The Year Allazia Blockton

The 2017-18 BIG EAST Preseason Women's Basketball Coaches' Poll was unveiled on Wednesday with Marquette the unanimous favorite. The Golden Eagles are the reigning BIG EAST Tournament champions and return four starters and 10 letterwinners from that squad. Marquette earned all 81 available points to sit atop the poll, which was conducted by the league's head coaches who were not permitted to vote for their own team.

BIG EAST Tournament runner-up and co-regular-season champion DePaul earned the remaining first-place vote and came in second with 73 points. Coming off a trip to the WNIT Semifinals, Villanova placed third with 61 points, while 2017 regular-season co-champion Creighton followed in fourth (58 points). Georgetown rounded out the top five with 43 points, followed by Seton Hall (40 points), St. John's (37), Butler (29), Providence (18) and Xavier (10).

Marquette is coming off one of its finest seasons in program history, winning its first BIG EAST Tournament title to clinch its first NCAA Tournament berth since 2011. Marquette earned the highest seed (No. 5) in the NCAA Tournament that any BIG EAST team has had since conference

realignment before finishing with a 25-8 overall record and 13-5 mark in conference play. The Golden Eagles went a remarkable 6-0 against top-25 teams last year, with a lineup that was predominantly made up of sophomores. That youthful group returns this season, as fourth-year head coach Carolyn Kieger welcomes back three All-BIG EAST honorees, including the 2017-18 unanimous BIG EAST Preseason Player of the Year Allazia Blockton, who was an uncontested First Team pick in 2016-17.

DePaul earned at least a share of the BIG EAST regular-season title for a fourth consecutive season, advanced to the BIG EAST Championship final for the third time in four years and earned an NCAA Championship berth for the 15th consecutive season. The Blue Demons went 27-8 overall and 16-2 in league play despite being without a trio of pivotal players for the majority of the year, two of which were able to redshirt and return for 2017-18. Ashton Millender, who was limited to nine games last season, all during non-conference play, is the top returning scorer after averaging 12.8 points per game.

After winning four consecutive road games to advance to the WNIT Semifinals, Villanova finished 20-15 overall, including an 11-7 BIG EAST record. The Wildcats return over 90 percent of their scoring from a year ago, including their top six scorers and four starters. Adrianna Hahn highlights that list as the junior sharpshooter made over 45 percent of her attempts from deep in conference play, draining nearly three triples per game.



BIG EAST Women's Basketball Preseason Coaches' Poll

1.	Marquette (9)	81
2.	DePaul (1)	73
3.	Villanova	61
4.	Creighton	58
5.	Georgetown	43
6.	Seton Hall	40
7.	St. John's	37
8.	Butler	29
9.	Providence	18
10.	Xavier	10

Notebook 2017-18

Claiming a share of the BIG EAST regular-season title for the first time and earning its first NCAA Championship berth since 2013, Creighton landed fourth in the preseason poll. The Bluejays went 24-8 overall and matched DePaul at 16-2 in conference play. Just two starters return from that Bluejay squad, including All-BIG EAST First Team pick Audrey Faber who led Creighton in scoring with a 12.8 clip in 2016-17.

The Hoyas are coming off back-to-back national postseason berths (WNIT) and will look to continue the trend under first-year head coach James Howard.

Previously Georgetown's associate head coach, Howard inherits a talented bunch, including All-BIG EAST honoree Dionna White. The junior guard led the league in steals last year and was the No.

4 scorer, averaging 15.2 points per game.

Georgetown went 17-13 overall and 9-9 in BIG EAST play last year.

After three consecutive 20-win seasons accompanied by national postseason berths, Seton Hall suffered its first sub-.500 season in four years. The Pirates are poised for a return to their winning ways in 2017-18, however, with All-BIG EAST honorees JaQuan Jackson (preseason) and Kaela Hilaire (All-Freshman) joined by impact transfers Donnaizha Fountain (Temple) and Taylor Brown (Western Kentucky).

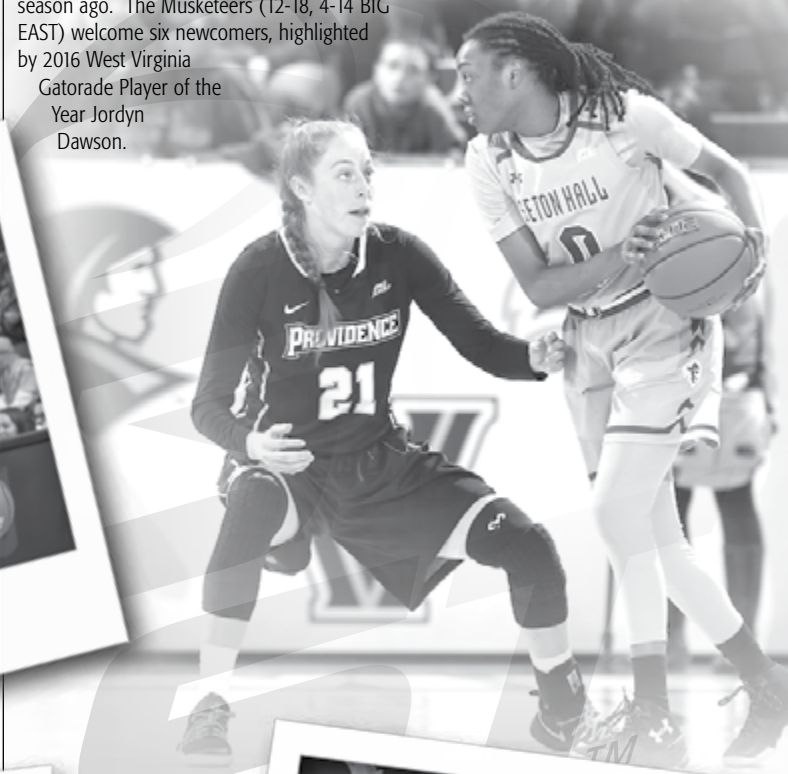
St. John's will have some bulletin board material with its seventh-place preseason prediction, the Red Storm's lowest since realignment. St. John's clinched its fourth consecutive 20-win season in 2016-17, going 22-12 overall and 11-7 in BIG EAST play, while earning a national postseason berth (WNIT) for a 10th consecutive year. Three starters return from that squad, with Akina Wellere being the top returning scorer at 11.3 points per game.

In 2016-17, Butler suffered from some in-season turmoil due to injuries and transfers, but a more cohesive and experienced bunch make for a positive outlook in 2017-18. The Bulldogs return their top six scorers from a year ago, headlined by juniors Tori Schickel and Michelle Weaver, and senior Sydney Buck. Butler went 6-25 overall and 2-16 in league play, but won a BIG EAST Tournament game for a second straight year.

Providence saw immediate dividends with the hiring of head coach Jim Crowley. In the Friars' first season under Crowley's direction, Providence (12-18, 4-14 BIG EAST) had its most wins, both overall and in BIG EAST play, since 2011-12, and earned its highest league finish since 1997-98. The Friars return a trio of starters from 2016-17, including

team-leading scorer Yoyo Nogic who drained 91 triples a season ago.

Xavier will be a young team in 2017-18, returning just one starter in Kindell Fincher. Redshirt junior Imani Partlow and senior Anniina Aijanen also played valuable minutes a season ago. The Musketeers (12-18, 4-14 BIG EAST) welcome six newcomers, highlighted by 2016 West Virginia Gatorade Player of the Year Jordyn Dawson.



BIG EAST Signs Multi-Year Deal With Wintrust Arena To Host Women's Basketball Tournament

Brand New Downtown Chicago Arena To Be Home Of Big East Women's Basketball Tournament Presented By Jeep 2018-2020

Wintrust Arena, located in downtown Chicago, will be the home of the BIG EAST Women's Basketball Tournament presented by Jeep for the next three years. Slated to open this fall, Wintrust Arena will be the home of DePaul basketball while also featuring a diverse, year-round calendar of events

including national concert tours and conventions. The 2018 BIG EAST Women's Basketball Tournament is set for March 3-6, with dates for the 2019 and 2020 events to be announced.

All 10 teams qualify for the BIG EAST Tournament, with the winner earning the league's automatic berth into the NCAA Tournament. In four years since conference realignment, three teams have won the crown, with DePaul winning the first two trophies at Allstate Arena in Rosemont, Ill., followed by St. John's in 2016 at the Blue Demons' McGrath-Phillips Arena, before Marquette won its first BIG EAST title in program history on its home court at the Al McGuire Center in Milwaukee, Wis., this past March.

For the fifth consecutive year, FS1 and FS2 will provide coverage of the BIG EAST Women's Basketball Tournament. FS2 will air the quarterfinal round on March 4, with games set for 1, 3:30, 7 and 9:30 p.m. (ET). FS1 picks up the remainder of the tournament, with the semifinals on March 5 slated for 4 and 6:30 p.m., and the championship game set to tip off at 7 p.m. on March 6. The BIG EAST Digital Network will live stream both first round games on March 3, with tip times to be determined. From the renowned architects at Pelli Clark Pelli and Moody Nolan, Wintrust Arena is part of a redevelopment plan to transform the surrounding neighborhood into a vibrant entertainment district. The building's design is contemporary, but it grows from a study of the adjacent neighborhoods. The arena's main entrance is located on the site's most public spot, at the corner of prominent streets Cermak and Indiana. The building's many transparent façades help to create an architecture of experience in which the activity energy and excitement of the arena is felt around the site on the street.

Wintrust Groundbreaking Ceremonies, November 16, 2015

2018 BIG EAST Women's Basketball Tournament

"We are very excited to bring the 2018, 2019 and 2020 BIG EAST Women's Basketball Tournaments to Wintrust Arena, a spectacular addition to the Chicago sports and entertainment landscape," said BIG EAST Commissioner Val Ackerman. "We look forward to working with Jean Lenti Ponsetto and her staff at DePaul to produce a first-class event and a memorable experience for our student-athletes, coaches and fans, which will be enhanced by the extraordinary amenities the new arena and the Windy City have to offer. For our supporters watching from home, FS1 and FS2 will again carry live what we know will be another fierce competition."



**Val Ackerman
Commissioner**



For the fifth consecutive year, FS1 and FS2 will provide coverage of the BIG EAST Women's Basketball Tournament



WINTRUST ARENA



Preseason Picks

1



Marquette Golden Eagles
(9) - 81

6



Seton Hall Pirates
40

2



DePaul Blue Demons
(1) - 73

7



St. John's Red Storm
37

3



Villanova Wildcats
61

8



Butler Bulldogs
29

4



Creighton Bluejays
58

9



Providence Friars
18

5



Georgetown Hoyas
43

10



Xavier Musketeers
10

Notebook 2017-18

Marquette's Blockton Unanimously Selected As BIG EAST Women's Basketball Preseason Player of the Year

Junior Guard Allazia Blockton Was The Big East's Overall Scoring Leader As A Sophomore, Garnering All-America Honors

Following a sophomore campaign which included winning the BIG EAST women's basketball scoring title, a conference tournament crown and All-America accolades, Marquette junior guard Allazia Blockton was unanimously selected by the league's head coaches as the 2017 BIG EAST Preseason Player of the Year. DePaul rookie guard Dee Bekelja was tabbed BIG EAST Preseason Freshman of the Year.

Blockton led Marquette and the BIG EAST with 17.1 points per game and was a unanimous selection to the All-BIG EAST First Team. The sophomore became Marquette's youngest player to reach 1,000 career points and has already jumped to 21st on the program's all-time list with 1,126 points after just two seasons. She garnered All-America Honorable Mention honors from the WBCA at season's end.

Bekelja becomes DePaul's first BIG EAST Preseason Freshman of the Year. The rookie guard was tabbed Ohio Gatorade Player of the Year in 2017 after averaging 19.8 points, 6.9 rebounds and 4.8 assists per game, leading Solon High School to a 23-2 record.



**Allazia Blockton
Marquette**

Blockton was one of three Golden Eagles honored in the preseason as teammates Erika Davenport and Natisha Hiedeman earned spots on the Preseason All-BIG EAST Team, with Davenport being a unanimous pick.

Davenport was one of four unanimous Preseason All-BIG EAST Team selections, along with Butler junior forward Tori Schickel, Georgetown junior guard Dionna White and Villanova junior guard Adrianna Hahn. Schickel finished her sophomore season as the nation's fourth-best rebounder, averaging 11.7

boards per contest to go along with 14.6 points and earning All-BIG EAST Second Team honors. White was also named to the second team after leading the league in steals while being the conference's No. 4 scorer, averaging 15.2 points per game. Also an All-BIG EAST Second Team selection, Hahn led the Wildcats in scoring in league play with a 13.5 average. Nearly 65 percent of Hahn's points came from beyond the arc as the then-sophomore averaged a BIG EAST-best .452 clip from deep. Davenport averaged just shy of a double-double in conference play with 13.4 points, 9.4 rebounds, while her .582 shooting percentage was tops by anyone with over 100 attempts.

Blockton is one of two returning All-BIG EAST First Team members in 2017-18, along with Creighton junior forward Audrey Faber. Faber led the Bluejays with a 12.8 scoring average over 32 starts as Creighton earned a share of the BIG EAST regular-season title and an at-large berth into the NCAA Tournament for the first time since 2013.

DePaul, which has claimed at least a share of the BIG EAST regular-season title in each of the last four seasons, joins Marquette as the only teams with multiple preseason honorees. Junior guard Tanita Allen, who earned 2017 BIG EAST Sixth-Woman of the Year honors, and senior guard Amarah Coleman, who started 34 games for the Blue Demons last year, earn preseason accolades. Allen averaged 9.2 points and 5.0 rebounds in 35 appearances off the bench, while Coleman finished fifth on the team with an 11.2 scoring clip, upping that to 12.1 in BIG EAST play.

Junior guard Yoyo Nogic is the first Providence player since 2015 to garner preseason honors after leading the Friars to their most successful season since 2011-12. Nogic was the league's No. 5 scorer in conference play, averaging 15.1 points per game thanks to a BIG EAST-best 3.3 triples per contest. St. John's junior wing Akina Wellere will look to lead the Red Storm to an 11th consecutive national postseason berth in 2017-18. Wellere earns a spot on the preseason all-conference squad as the top returning scorer for St. John's, more than doubling her freshman scoring average with an 11.3 clip as a sophomore last season. JaQuan Jackson represents Seton Hall on the Preseason All-BIG EAST Team after finishing third overall in scoring last year with a 15.3 average over 28 games. The redshirt-senior guard is one of two returning starters for The Hall, which eyes its fourth 20-win season in five years.



**Dee Bekelja
DePaul**

Notebook 2017-18

2017-18 BIG EAST Preseason Player of the Year

Allazia Blockton, Marquette, Jr., G*


2017-18 BIG EAST Preseason Freshman of the Year

Dee Bekelja, DePaul, Fr., G


2017-18 BIG EAST Preseason All-BIG EAST Team ^

Tanita Allen, DePaul, Jr., G
 Amarah Coleman, DePaul, Sr., G
 Erika Davenport, Marquette, Jr., F*
 Audrey Faber, Creighton, Jr., F
 Adrianna Hahn, Villanova, Jr., G*
 Natisha Hiedeman, Marquette, Jr., G
 JaQuan Jackson, Seton Hall, R-Sr., G
 Jovana Nogic, Providence, Jr., G
 Tori Schickel, Butler, Jr., F*
 Akina Wellere, St. John's, Jr., G/F
 Dionna White, Georgetown, Jr., G*

*unanimous selection ^ additional player added due to a tie in voting



Tanita Allen
DePaul



Amarah Coleman
DePaul



JaQuan Jackson
Seton Hall



Dionna White
Georgetown



Akina Wellere
St. John's



Adrianna Hahn
Villanova



Jovana Nogic
Providence



Erika Davenport
Marquette



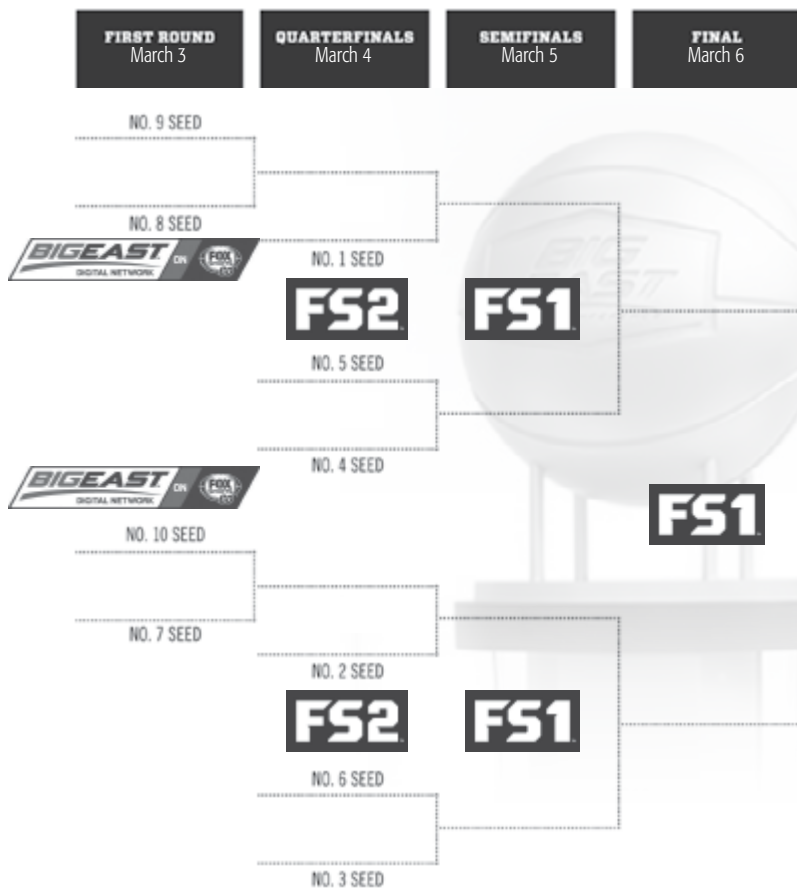
Natisha Hiedeman
Marquette



Tori Schickel
Butler

Tournament Schedule

BIG EAST AND NCAA TOURNAMENTS



2018 BIG EAST Women's Basketball Championship

March 3-6, 2018

Wintrust Arena in Chicago, Ill.



2018 NCAA Championship – Dates And Sites

FIRST AND SECOND ROUNDS

MARCH 16-19

16 Campus Sites

REGIONALS

MARCH 23-26

Albany Regional

Times Union Center
Albany, New York
(Hosts: MAAC)

Kansas City Regional

Sprint Center
Kansas City, Missouri
(Host: Big 12)

Lexington Regional

Rupp Arena
Lexington, Kentucky
(Host: University of Kentucky)

Spokane Regional

Veterans Memorial Arena
Spokane, Washington
(Host: University of Idaho)



WOMEN'S FINAL FOUR MARCH 30 & APRIL 1, 2017

Nationwide Arena
Columbus, Ohio
(Host: Ohio State University)

Future Final Four Sites

- 2019 – Amalie Arena, Tampa Bay, Fla. (South Florida, host)
- 2020 – Smoothie King Center, New Orleans (New Orleans, Tulane and Sun Belt Conference, hosts)



2017-18 TV Schedule

The BIG EAST Conference 2017-18 women's basketball schedule, announced on Thursday, tips off Nov. 10-14 for all 10 teams. Conference play will begin on Dec. 28, with all teams playing at least one BIG EAST game prior to the New Year. FS1 and FS2 will air a total of 22 games, including the quarterfinal, semifinal and championship games of the BIG EAST Tournament, March 3-6.

All 10 BIG EAST teams will appear on nationally televised games during regular-season play across the FOX Sports family of networks, while an additional two games will be featured on CBS Sports Network (CBSSN). For the third straight year, the BIG EAST Digital Network (BEDN) will air all women's basketball games during conference play that are not scheduled for a television broadcast, for a total of 74 tilts.

For the fifth consecutive year, FS1 and FS2 will provide coverage of the BIG EAST Women's Basketball Tournament, with this season's event location scheduled to be announced in the coming weeks. FS2 will air the quarterfinal round on March 4, with games set for 1, 3:30, 7 and 9:30 p.m. (ET). FS1 picks up the remainder of the tournament, with the semifinals on March 5 slated for 4 and 6:30 p.m., and the championship game set to tip off at 7 p.m. on March 6. The BIG EAST Digital Network will live stream both first round games on March 3, with tip times not yet determined.

Through the first four seasons as a 10-team league, eight different programs have received bids into the national postseason, including three squads earning NCAA Tournament berths in 2017, matching the conference high since

reconfiguration. The BIG EAST has combined for 10 NCAA berths over the last four seasons, including the first by Marquette since 2011. Fifteen teams have qualified for the WNIT since realignment, including Villanova in 2017, when the Wildcats marched on to the semifinal round. Five teams carry multi-year national postseason streaks into the 2017-18 season led by DePaul's 18-year postseason run, which includes 15 consecutive NCAA appearances, along with St. John's (10 years), Creighton (10 years), Villanova (six years) and Georgetown (two years).

The Conference is in the fifth year of its multi-year contract with FOX Sports, which has exclusive television rights to all BIG EAST competitions. The lone non-conference game on the television lineup is a rematch of the highest-rated BIG EAST women's basketball game in FS1 history – Connecticut at DePaul. The two former league foes will tip off in the Blue Demons' pristine downtown venue, Wintrust Arena, on Dec. 8 at 7 p.m. (ET) on FS1.

The BIG EAST Digital Network will provide coverage of 74 additional women's basketball conference games. BEDN, launched in September 2014, is its own dedicated

channel within FOX Sports GO, the mobile app that provides live streaming video of FOX Sports content at home or on-the-go. FOX Sports GO is currently available for iOS, Android, Kindle Fire tablets and Fire phones, select Windows devices, and on desktops through FOXSportsGO.com. Streaming on FOX Sports GO is also now available on several connected devices, including Apple TV, Roku and Chromecast. Fans can download the mobile app for free from the iTunes App Store, Google Play, Amazon App Store and Windows Store.



2017-18 BIG EAST Women's Basketball Television Schedule



Date	Visiting Team	Home Team	Location	Time (EST)	TV
Dec. 8	Connecticut	DePaul	Chicago, Ill.	7 p.m.	FS1
Dec. 28	St. John's	Marquette	Milwaukee, Wis.	8:30 p.m.	FS2
Dec. 29	Xavier	Butler	Indianapolis, Ind.	7 p.m.	FS2
Jan. 2	Creighton	Seton Hall	South Orange, N.J.	7 p.m.	FS2
Jan. 5	Providence	Seton Hall	South Orange, N.J.	7 p.m.	FS2
Jan. 7	Marquette	Creighton	Omaha, Neb.	2 p.m.	FS2
Jan. 10	St. John's	Butler	Indianapolis, Ind.	7 p.m.	FS2
Jan. 14	Butler	DePaul	Chicago, Ill.	4:30 p.m.	CBSSN
Jan. 21	Marquette	Villanova	Villanova, Pa.	Noon	FS1
Jan. 21	DePaul	Georgetown	Washington, D.C.	2 p.m.	CBSSN
Jan. 28	Georgetown	Xavier	Cincinnati, Ohio	2 p.m.	FS2
Jan. 29	Marquette	DePaul	Chicago, Ill.	9 p.m.	FS1
Feb. 9	Marquette	Xavier	Cincinnati, Ohio	8 p.m.	FS2
Feb. 11	Seton Hall	Villanova	Villanova, Pa.	2 p.m.	FS2
Feb. 16	Seton Hall	St. John's	Queens, N.Y.	7 p.m.	FS2
Feb. 18	Villanova	DePaul	Chicago, Ill.	3 p.m.	FS1
Feb. 25	Creighton	Villanova	Villanova, Pa.	2 p.m.	FS1
March 4	BIG EAST Tournament Quarterfinals			1 p.m.	FS2
March 4	BIG EAST Tournament Quarterfinals			3:30 p.m.	FS2
March 4	BIG EAST Tournament Quarterfinals			7 p.m.	FS2
March 4	BIG EAST Tournament Quarterfinals			9:30 p.m.	FS2
March 5	BIG EAST Tournament Semifinals			4 p.m.	FS1
March 5	BIG EAST Tournament Semifinals			6:30 p.m.	FS1
March 6	BIG EAST Tournament Final			7 p.m.	FS1

CBSSN – CBS Sports Network

2017-18 Composite Schedule

NOVEMBER

Day	Date	Teams	Time (ET)	Network
Fri.	10	Wichita State at CREIGHTON	12:30 p.m.	
Fri.	10	Northern Colorado at DePAUL	8 p.m.	
Fri.	10	Columbia at PROVIDENCE	3:30 p.m.	
Fri.	10	St. Francis Brooklyn at ST. JOHN'S	TBA	
Fri.	10	St. Peter's at SETON HALL	1 p.m.	
Fri.	10	VILLANOVA at Hartford	TBA	
Sat.	11	Austin Peay at BUTLER	7 p.m.	
Sat.	11	New Hampshire at XAVIER	5 p.m.	
Sun.	12	SETON HALL at Wake Forest	2 p.m.	
Mon.	13	Oklahoma at DePAUL	8 p.m.	
Mon.	13	MARQUETTE at New Mexico	9 p.m.	
Tue.	14	Howard at GEORGETOWN	7 p.m.	
Tue.	14	Mount St. Mary's at XAVIER	7 p.m.	
Tue.	14	CREIGHTON at South Dakota	8 p.m.	
Tue.	14	PROVIDENCE at Northeastern	7 p.m.	
Wed.	15	BUTLER at Murray State	Noon	
Thu.	16	Princeton at SETON HALL	7 p.m.	
Thu.	16	GEORGETOWN at Loyola - Maryland	7 p.m.	
Thu.	16	Grambling State at XAVIER	7 p.m.	
Fri.	17	William & Mary at ST. JOHN'S	7 p.m.	
Fri.	17	Delaware State at DePAUL	7:30 p.m.	
Fri.	17	VILLANOVA at Lehigh	TBA	
Fri.	17	Lipscomb University at BUTLER	7 p.m.	
Sat.	18	Penn State at PROVIDENCE	1 p.m.	
Sat.	18	TBD at DePAUL	5 p.m.	
Sun.	19	Loyola Maryland at MARQUETTE	4 p.m.	
Sun.	19	Duke at VILLANOVA	1 p.m.	
Sun.	19	CREIGHTON at Nebraska	8 p.m.	
Sun.	19	GEORGETOWN at George Washington	2 p.m.	
Mon.	20	BUTLER at USF	7 p.m.	
Tue.	21	PROVIDENCE vs. Savannah State	7 p.m.	
Tue.	21	U. of Northern Iowa at CREIGHTON	7 p.m.	
Wed.	22	PROVIDENCE vs. Wright State	4:30 p.m.	
Wed.	22	XAVIER at Minnesota	9 p.m.	
Thu.	23	BUTLER vs. West Virginia	2:30 p.m.	
Thu.	23	PROVIDENCE vs. Stetson	4:30 p.m.	
Thu.	23	MARQUETTE vs. Tennessee	6:30 p.m.	
Thu.	23	DePAUL vs. Florida Gulf Coast	3:30 p.m.	
Fri.	24	CREIGHTON vs. Washington	2 p.m.	
Fri.	24	BUTLER vs. Virginia Tech	4:30 p.m.	
Fri.	24	GEORGETOWN vs. Auburn	7:30 p.m.	
Fri.	24	MARQUETTE vs. Montana	9 p.m.	
Fri.	24	DePAUL vs. TBD	TBA	
Fri.	24	ST. JOHN'S vs. TBD	TBA	
Fri.	24	VILLANOVA vs. James Madison	TBA	
Sat.	25	CREIGHTON vs. UCLA	6:30 p.m.	
Sat.	25	BUTLER vs. Drexel	2:30 p.m.	
Sat.	25	Rider at SETON HALL	Noon	
Sat.	25	GEORGETOWN vs. Chattanooga	7:30 p.m.	
Sat.	25	DePAUL vs. TBD	TBA	
Sat.	25	ST. JOHN'S vs. TBD	TBA	
Sat.	25	VILLANOVA vs. TBD	TBA	
Sun.	26	GEORGETOWN vs. Northwestern	2 p.m.	
Sun.	26	TBD at SETON HALL	2:30 p.m.	
Sun.	26	ST. JOHN'S vs. TBD	TBA	
Tue.	28	Loyola (Chicago) at MARQUETTE	12:30 p.m.	
Wed.	29	PROVIDENCE at Yale	6 p.m.	
Wed.	29	Florida International at GEORGETOWN	7 p.m.	
Wed.	29	Fort Wayne at XAVIER	TBA	
Wed.	29	BUTLER at Ball State	7 p.m.	
Wed.	29	VILLANOVA at Princeton	TBA	
Thu.	30	Marist at SETON HALL	7 p.m.	
Thu.	30	ST. JOHN'S at Albany	TBA	

DECEMBER

Day	Date	Teams	Time (ET)	Network
Sat.	2	Brown at PROVIDENCE	Noon	
Sat.	2	St. Francis (NY) at SETON HALL	1 p.m.	
Sat.	2	MARQUETTE at Wisconsin - Green Bay	2 p.m.	
Sun.	3	St. Joseph's at VILLANOVA	1 p.m.	
Sun.	3	BUTLER at Illinois State	3 p.m.	
Sun.	3	CREIGHTON at Drake	3 p.m.	
Sun.	3	Bryant/Rhode Island at PROVIDENCE	TBA	
Sun.	3	ST. JOHN'S at Miami	TBA	
Mon.	4	Loyola U. (Chicago) at DePAUL	Noon	
Mon.	4	Wisconsin at MARQUETTE	8 p.m.	
Mon.	4	Wake Forest at XAVIER	7 p.m.	
Wed.	6	PROVIDENCE at Quinnipiac	7 p.m.	
Wed.	6	VILLANOVA at Fairfield	TBA	
Wed.	6	XAVIER at Bowling Green	11 a.m.	
Thu.	7	Minnesota at GEORGETOWN	7 p.m.	
Thu.	7	MARQUETTE at Michigan	7 p.m.	
Fri.	8	SETON HALL at Rutgers	2 p.m.	
Fri.	8	Wisconsin at BUTLER	7 p.m.	
Fri.	8	UCONN at DePAUL	7 p.m.	FS1
Sat.	9	PROVIDENCE at Sacred Heart	TBA	
Sat.	9	ST. JOHN'S at JMU	2 p.m.	
Sun.	10	GEORGETOWN at NC State	2 p.m.	
Sun.	10	SETON HALL at Boston College	2 p.m.	
Sun.	10	Army West Point at MARQUETTE	4 p.m.	
Sun.	10	Cincinnati at XAVIER	5 p.m.	
Sun.	10	CREIGHTON at Nebraska - Omaha	2 p.m.	
Sun.	10	VILLANOVA at Temple	7 p.m.	
Tue.	12	Fordham at ST. JOHN'S	TBA	
Wed.	13	DePAUL at Northwestern	TBA	
Fri.	15	South Dakota State at CREIGHTON	TBA	
Sun.	17	UCLA at SETON HALL	1 p.m.	
Sun.	17	DePAUL at Notre Dame	TBA	
Sun.	17	MARQUETTE at Wisconsin - Milwaukee	5 p.m.	
Sun.	17	XAVIER vs. Furman	7:30 p.m.	
Mon.	18	Loyola U. (Chicago) at BUTLER	7 p.m.	
Mon.	18	Kansas at ST. JOHN'S	11 a.m.	
Mon.	18	XAVIER vs. Missouri	5 p.m.	
Wed.	20	MARQUETTE at Notre Dame	3 p.m.	
Wed.	20	IUPUI at DePAUL	8:00	
Wed.	20	VILLANOVA at LaSalle	TBA	
Thu.	21	Florida State at CREIGHTON	7 p.m.	
Thu.	21	Fairfield at SETON HALL	11 a.m.	
Thu.	21	Boston College at PROVIDENCE	Noon	
Thu.	21	Buffalo at ST. JOHN'S	7 p.m.	
Thu.	21	BUTLER at Indiana State	2 p.m.	
Thu.	21	GEORGETOWN at VCU	6 p.m.	
Fri.	22	Florida A&M at XAVIER	7 p.m.	
Thu.	28	VILLANOVA at CREIGHTON	8 p.m.	BEDN
Thu.	28	SETON HALL at DePAUL	8 p.m.	BEDN
Thu.	28	ST. JOHN'S at MARQUETTE	8:30 p.m.	FS2
Thu.	28	GEORGETOWN at PROVIDENCE	7 p.m.	BEDN
Fri.	29	XAVIER at BUTLER	7 p.m.	FS2
Sat.	30	GEORGETOWN at CREIGHTON	2 p.m.	BEDN
Sat.	30	ST. JOHN'S at DePAUL	8 p.m.	BEDN
Sat.	30	SETON HALL at MARQUETTE	7:30 p.m.	BEDN
Sat.	30	VILLANOVA at PROVIDENCE	1 p.m.	BEDN

2017-18 Composite Schedule

JANUARY

Day	Date	Teams	Time (ET)	Network
Tue.	2	XAVIER at GEORGETOWN	2 p.m.	BEDN
Tue.	2	PROVIDENCE at ST. JOHN'S	7 p.m.	BEDN
Tue.	2	CREIGHTON at SETON HALL	7 p.m.	FS2
Tue.	2	BUTLER at VILLANOVA	7 p.m.	BEDN
Thur.	4	DePAUL at MARQUETTE	8 p.m.	BEDN
Fri.	5	BUTLER at GEORGETOWN	7 p.m.	BEDN
Fri.	5	CREIGHTON at ST. JOHN'S	7 p.m.	BEDN
Fri.	5	PROVIDENCE at SETON HALL	7 p.m.	FS2
Fri.	5	XAVIER at VILLANOVA	7 p.m.	BEDN
Sun.	7	SETON HALL at BUTLER	1 p.m.	BEDN
Sun.	7	MARQUETTE at CREIGHTON	2 p.m.	FS2
Sun.	7	DePAUL at PROVIDENCE	1 p.m.	BEDN
Sun.	7	ST. JOHN'S at XAVIER	2 p.m.	BEDN
Wed.	10	ST. JOHN'S at BUTLER	7 p.m.	FS2
Wed.	10	DePAUL at CREIGHTON	8 p.m.	BEDN
Wed.	10	VILLANOVA at GEORGETOWN	7 p.m.	BEDN
Wed.	10	MARQUETTE at PROVIDENCE	7 p.m.	BEDN
Wed.	10	SETON HALL at XAVIER	7 p.m.	BEDN
Fri.	12	XAVIER at DePAUL	6 p.m.	BEDN
Fri.	12	BUTLER at MARQUETTE	8 p.m.	BEDN
Fri.	12	GEORGETOWN at ST. JOHN'S	7 p.m.	BEDN
Fri.	12	VILLANOVA at SETON HALL	7 p.m.	BEDN
Sat.	13	PROVIDENCE at CREIGHTON	2 p.m.	BEDN
Sun.	14	BUTLER at DePAUL	4:30 p.m.	CBSSN
Sun.	14	XAVIER at MARQUETTE	3 p.m.	BEDN
Sun.	14	VILLANOVA at ST. JOHN'S	2 p.m.	BEDN
Sun.	14	GEORGETOWN at SETON HALL	1 p.m.	BEDN
Wed.	17	Penn at VILLANOVA	7 p.m.	
Fri.	19	CREIGHTON at BUTLER	7 p.m.	BEDN
Fri.	19	MARQUETTE at GEORGETOWN	7 p.m.	BEDN
Fri.	19	DePAUL at VILLANOVA	7 p.m.	BEDN
Fri.	19	PROVIDENCE at XAVIER	7 p.m.	BEDN
Sun.	21	PROVIDENCE at BUTLER	1 p.m.	BEDN
Sun.	21	DePAUL at GEORGETOWN	2 p.m.	CBSSN
Sun.	21	ST. JOHN'S at SETON HALL	1 p.m.	BEDN
Sun.	21	MARQUETTE at VILLANOVA	Noon	FS1
Mon.	22	CREIGHTON at XAVIER	Noon	BEDN
Fri.	26	GEORGETOWN at BUTLER	7 p.m.	BEDN
Fri.	26	ST. JOHN'S at CREIGHTON	8 p.m.	BEDN
Fri.	26	SETON HALL at PROVIDENCE	TBA	BEDN
Fri.	26	VILLANOVA at XAVIER	7 p.m.	BEDN
Sun.	28	VILLANOVA at BUTLER	1 p.m.	BEDN
Sun.	28	SETON HALL at CREIGHTON	2 p.m.	BEDN
Sun.	28	ST. JOHN'S at PROVIDENCE	1 p.m.	BEDN
Sun.	28	GEORGETOWN at XAVIER	2 p.m.	FS2
Mon.	29	MARQUETTE at DePAUL	9 p.m.	FS1

FEBRUARY

Day	Date	Teams	Time (ET)	Network
Fri.	2	CREIGHTON at DePAUL	8 p.m.	BEDN
Fri.	2	PROVIDENCE at MARQUETTE	8 p.m.	BEDN
Fri.	2	BUTLER at ST. JOHN'S	7 p.m.	BEDN
Fri.	2	XAVIER at SETON HALL	7 p.m.	BEDN
Sat.	3	GEORGETOWN at VILLANOVA	1 p.m.	BEDN
Sun.	4	PROVIDENCE at DePAUL	3 p.m.	BEDN
Sun.	4	CREIGHTON at MARQUETTE	3 p.m.	BEDN
Sun.	4	XAVIER at ST. JOHN'S	2 p.m.	BEDN
Sun.	4	BUTLER at SETON HALL	1 p.m.	BEDN
Fri.	9	DePAUL at BUTLER	7 p.m.	BEDN
Fri.	9	SETON HALL at GEORGETOWN	7 p.m.	BEDN
Fri.	9	ST. JOHN'S at VILLANOVA	TBA	BEDN
Fri.	9	MARQUETTE at XAVIER	8 p.m.	FS2
Sat.	10	CREIGHTON at PROVIDENCE	Noon	BEDN
Sun.	11	MARQUETTE at BUTLER	1 p.m.	BEDN
Sun.	11	ST. JOHN'S at GEORGETOWN	2 p.m.	BEDN
Sun.	11	SETON HALL at VILLANOVA	2 p.m.	FS2
Sun.	11	DePAUL at XAVIER	2 p.m.	BEDN
Fri.	16	SETON HALL at ST. JOHN'S	7 p.m.	FS2
Fri.	16	XAVIER at CREIGHTON	8 p.m.	BEDN
Fri.	16	GEORGETOWN at DePAUL	8 p.m.	BEDN
Fri.	16	VILLANOVA at MARQUETTE	8 p.m.	BEDN
Fri.	16	BUTLER at PROVIDENCE	7 p.m.	BEDN
Sun.	18	BUTLER at CREIGHTON	2 p.m.	BEDN
Sun.	18	VILLANOVA at DePAUL	3 p.m.	FS1
Sun.	18	GEORGETOWN at MARQUETTE	3 p.m.	BEDN
Sun.	18	XAVIER at PROVIDENCE	1 p.m.	BEDN
Fri.	23	CREIGHTON at GEORGETOWN	11 a.m.	BEDN
Fri.	23	DePAUL at ST. JOHN'S	7 p.m.	BEDN
Fri.	23	MARQUETTE at SETON HALL	7 p.m.	BEDN
Fri.	23	PROVIDENCE at VILLANOVA	7 p.m.	BEDN
Sun.	25	PROVIDENCE at GEORGETOWN	2 p.m.	BEDN
Sun.	25	MARQUETTE at ST. JOHN'S	2 p.m.	BEDN
Sun.	25	DePAUL at SETON HALL	1 p.m.	BEDN
Sun.	25	CREIGHTON at VILLANOVA	2 p.m.	FS1
Sun.	25	BUTLER at XAVIER	2 p.m.	BEDN

BIG EAST games in CAPS

All dates and times (Eastern) are subject to change



The BIG EAST Conference

In its fifth year of a configuration that includes 10 outstanding and respected academic institutions, the BIG EAST Conference is entrenched as one of the nation's outstanding Conferences and a leader in collegiate athletics.

The BIG EAST reorganized in 2013 and began a new era by returning to its basketball-centric heritage. The league's 10 member schools—Butler University, Creighton University, DePaul University, Georgetown University, Marquette University, Providence College, St. John's University, Seton Hall University, Villanova University, and Xavier University—adhere to an unwavering commitment to academic integrity, athletic excellence and community service.

Val Ackerman, who previously served as founding President of the WNBA, President of USA Basketball and U.S.

Val Ackerman

representative to the International Basketball Federation (FIBA), was named fifth Commissioner of the BIG EAST in conjunction with new alignment in 2013. Under her leadership, the BIG EAST has maintained its reputation for athletic achievement at the highest level and has continued to be influential on the national intercollegiate landscape, with numerous conference and campus administrators currently serving on important NCAA committees. She is one of the few sports executives who has held leadership positions in both men's and women's sports at the collegiate, professional, national team and international level.

Founded by Dave Gavitt in 1979, the BIG EAST has been lauded as a leader in innovative concepts in promotion, particularly television, and that reputation continues with the conference's relationship with FOX Sports. The BIG EAST has a fruitful multi-year partnership with FOX Sports and its national cable network FS1. FOX's comprehensive coverage of BIG EAST men's basketball includes the broadcast of all regular season games on FOX, FS1, FS2 or FOX Regional Networks, as well as the BIG EAST Tournament at Madison Square Garden, college basketball's longest-running postseason conference tourney held at the same venue.

BIG EAST institutions are located in seven of the nation's 36 largest media markets, including New York, Chicago, Philadelphia, Washington, D.C., Indianapolis, Milwaukee and Cincinnati.

FOX Sports platforms carry complete coverage of women's basketball regular season play and the BIG EAST Women's Basketball Tournament. Every Olympic sport championship is also carried on the network or digital platforms.

The BIG EAST has also increased the visibility of its member school programs with the expansion of the BIG EAST Digital Network (BEDN). When the conference launched BEDN in 2014-15, the league became the first collegiate conference to be hosted on the FOX Sports mobile platform, FOX Sports Go, the app that provides live streaming of FOX Sports content. For the second straight year, BEDN will carry 225 live events with an emphasis on women's basketball, soccer and Olympic sport regular season and championship events.

The BIG EAST Conference became a reality in May of 1979 through the vision of Gavitt, the former Providence College men's basketball coach and athletic director.

Providence, St. John's, Georgetown, Syracuse, Seton Hall, Connecticut and Boston College formed the original seven-school alliance, and within the span of just a few years the conference had become a national power in men's basketball. While the composition of the BIG EAST evolved over the next three decades, the focus of its schools did not change, reflecting a tradition of broad-based programs led by administrators and coaches who emphasize academic strength and fair play.

In December of 2012, the seven BIG EAST schools that do not compete in FBS football—DePaul, Georgetown, Marquette, Providence, St. John's, Seton Hall and Villanova—announced their intention to separate from the conference's football-playing schools and form an independent association. On March 20, 2013,



Leading The Way In 2017-18

the seven schools reached an agreement that enabled them to retain the BIG EAST name and assume the old conference's long-term pact with Madison Square Garden to host the BIG EAST Men's Basketball Tournament, one of the premier events in college athletics. The schools also announced the addition of three distinguished institutions sharing the same academic and athletic values –Butler, Creighton and Xavier– and forged a landmark, long-term broadcast partnership with FOX Sports. The BIG EAST moved its headquarters from its original location in Providence, R.I., to midtown Manhattan in New York City to complete the

transformation. The BIG EAST's new era officially began on July 1, 2013, its effective date as the NCAA's 32nd Division I conference.

To complement its athletic successes, the conference launched BIG EAST Serves in 2014 to align with the service missions of the 10 member institutions.

Initiatives housed under the BIG EAST Serves umbrella, such as BIG EAST Serves Day, the BIG EAST Career Consortium and the national partnership with the It's On Us campaign against campus sexual assaults, reflect the conference's commitment to developing the complete BIG EAST student-athlete and making a positive contribution to the campus communities of its member schools and the conference's headquarters in New York. In 2017, the BIG EAST hosted its inaugural Mental Health Summit to help provide institutional personnel with information, insights and basic training so they can better support the mental health of their student-

athletes.

The BIG EAST and Commissioner Ackerman have taken a leadership role in Sport at the Service of Humanity, an initiative created by the Vatican's

Pontifical Council for Culture to focus on how sport and faith can drive positive social change through six principles – joy, compassion, respect, enlightenment, love and balance. Ackerman was a delegate at the inaugural Vatican conference and served on an advisory committee to development the framework and content for the initiative.

The BIG EAST hosts Freshmen Fundamentals, a unique program designed to assist men's basketball student-athletes in the transition from high school to college and the elite level of BIG EAST basketball. In 2016, the league started the Transition Game program for women's basketball. The interactive event assists women's basketball student-athletes in the transition from college player to emerging professional, both on and off the court.

BIG EAST institutions boast high graduation rates for their student-athletes, and the league has always been able to boast that many of its best athletes are also its best students. Josh Hart, a four-year standout guard at Villanova, won the 2016-17 Senior CLASS Award in his sport for excellence in classroom, community, character and competition. In his career on the court, he was a two-time winner of the Dave Gavitt Trophy as the Most Outstanding Player at the BIG EAST Tournament and was a consensus All-American as a senior. DePaul's women's basketball outstanding performer Jessica January and Creighton volleyball standout Lauren Smith were both

nominees for the NCAA Woman of the Year Award.

January was a 2017 CoSIDA Academic First Team selection and a Senior CLASS Award finalist. She finished her career fourth on the school's all-time assist list and scored more than 1,500 career points. Smith was a first team Senior CLASS Award First Team All-America pick. She closed her Creighton career with the program's all-time record with 104 wins in and 138 matches played. She is the only Bluejay to be named BIG EAST All-Tournament Team three times.

The conference, which crowns champions in 22 sports, had league teams earn a total of 33 NCAA berths and 78 individual NCAA invitations in 2016-17. Seven different national postseason championships saw multiple BIG EAST teams participate, including seven teams in men's basketball and three in women's basketball. BIG EAST schools produced nine CoSIDA Academic All-Americans. In men's basketball, the BIG EAST has earned 22 NCAA invitations in the four years of the current 10-team alignment.

Current BIG EAST men's basketball programs have enjoyed extraordinary success over the years. Villanova won the 2016 NCAA Championship, its second in school history. Georgetown and Marquette also have won the national title. DePaul, Providence, St. John's and Seton Hall have all made it to the Final Four. The BIG EAST placed three men's basketball teams in the Final Four in 1985–Georgetown, St. John's and Villanova—the only time this has occurred in NCAA history. Over the past 14 years, Butler, Georgetown, Marquette and Villanova have reached the Final Four, with Butler and Villanova making two trips. Xavier has advanced to the Elite Eight three times, including 2016-17, and the Sweet 16 four other times.

BIG EAST student-athletes have achieved recent success in other sports, as well. A BIG EAST team has won the NCAA women's cross country championship four of the last eight years (Villanova won twice; Providence and Georgetown once), with one runner-up finish (Providence). Creighton men's soccer has reached the NCAA College Cup in two of the past five seasons, with the Providence men advancing to the national semifinals in 2014. Georgetown's women's soccer team reached the College Cup in 2016, the first appearance by a team from a non-football five conference since 2005.

In the 38 years since the original league opened its doors, BIG EAST teams have won 39 national championships in eight different sports with 145 student-athletes winning individual national titles in the league's history. Since 2013, the BIG EAST has produced nine national champions.



SPORT at the SERVICE OF HUMANITY



Commissioner Val Ackerman

Val Ackerman was named the fifth Commissioner of the Big East Conference on June 26, 2013. She was the founding President of the Women's National Basketball Association (WNBA) and a past President of USA Basketball, which oversees the U.S. men's and women's Olympic basketball program. She has had a long and accomplished career in the sports industry and is one of the few sports executives who has held leadership positions in both men's and women's sports at the collegiate, professional, national team and international levels.

In 2016, Val was recognized by Sports Business Journal as one of the 50 most influential people in the sports business and received the Women's Sports Foundation's Billie Jean King Contribution Award for significant contributions to the development and advancement of women's sports.

Val attended the University of Virginia as one of the school's first female student-athlete scholarship recipients. She was a four-year starter, three-time captain and two-time Academic All-American for the Cavaliers' women's basketball team and the first 1,000-point scorer in the program's history. She graduated with high distinction with a degree in political and social thought in 1981 and played one year of professional basketball in France before earning a law degree from UCLA in 1985.

Val started her legal career as a corporate and banking associate at the New York law firm of Simpson Thacher & Bartlett and joined the National Basketball Association as a staff attorney in 1988. She was as an executive at the NBA for eight years, serving as Special Assistant to NBA Commissioner David Stern and Director (and later) Vice President of Business Affairs before being named the WNBA's first President in 1996. She guided the league to a much-heralded launch in 1997 and headed its day-to-day operations for its first eight seasons.

In 2005, Val was elected President of USA Basketball for the 2005-08 term, leading the organization to an overall competitive record of 222-23 and gold medal performances by the U.S. men's and women's basketball teams at the 2008 Olympics in Beijing. She was one of the NBA's original appointees to the USA Basketball Board of Directors in 1989 and served as an organizational liaison with USAB during the early years of NBA participation in FIBA competitions, including the 1992 and 1996 Olympics and 1994 World Championships. A USA Basketball Board member for 23 years, Val played a key role in the long-standing success of the U.S. women's national basketball team program, which won gold medals at the 1998, 2002 and 2010 FIBA World Championships and the 1996, 2000, 2004, 2008 and 2012 Olympic Games. In 2013, Val was named the recipient of USA Basketball's Edward S. Steitz Award, which recognizes outstanding contributions in international basketball.

Val also served two terms (2006-10 and 2010-2014) as the U.S. representative for men's and women's basketball on the Central Board of the International Basketball Federation (FIBA), the sport's world governing body. She was a member of FIBA's Competition Commission and served on the Central Board of FIBA Americas, FIBA's zone authority for North, Central and South America.

Val is a member of the Knight Commission on Intercollegiate Athletics, the Board of Directors for the U.S. Soccer Federation, and the Advisory Board of the NYU Tisch Institute for Sports Management, Media and Business. She is also a member of the Board of Directors of the Women's Basketball Hall of Fame, which inducted her as a contributor in 2011, and is a Lifetime Trustee of the Naismith Memorial Basketball Hall of Fame, which presented her with the John Bunn Lifetime Achievement Award in 2008. She has done consulting work for the National Hockey League, which she assisted in formulating a long-term plan to support women's ice hockey, and the NCAA, for which she prepared a comprehensive white paper in 2013 on growth strategies for women's college basketball. She also worked as a free-lance columnist for espnw.com, where she authored a series of articles on the subject of women and sports and participated as a member of the espnw Advisory Board.

Val's accomplishments in the sports business have earned her numerous awards, including the University of Virginia's Distinguished Alumna Award; the



WE ARE THE
BIG EAST



March of Dimes Sports Achievement Award; induction into the GTE Academic All-America Hall of Fame; the Girls Scouts of America National Women of Distinction Juliette Award; the NOW Legal Defense and Education Fund Equal Opportunity Award; inclusion on the Atlantic Coast Conference's 50th Anniversary Women's Basketball team; induction into the International Scholar-Athlete Hall of Fame; the Women's Basketball Coaches Association President's Citation; the NCAA Silver Anniversary Award; the International Olympic Committee Women and Sport Achievement Diploma; the Sports Business Journal Champions in Sports Business Award; inclusion as a Women's Sports Foundation/espnw 40 for 40 Honoree; induction into the National Consortium for Academics and Sports Hall of Fame; the Women in Sports and Events (WISE) 20th Anniversary Women of Distinction Award; the Arthur Ashe Institute for Urban Health Sports Ball Award; the Marquette School of Law Master of the Game Award; and the Emily Couric Leadership Award.

Val is married to Charlie Rappaport, a retired tax partner of Simpson Thacher & Bartlett. They have two daughters, Emily (a 2014 graduate of Yale) and Sally (a 2017 graduate of Wesleyan).



BIG EAST Digital Network Expands

In its fourth year as the BIG EAST's branded channel on FOX Sports GO, the BIG EAST Digital Network (BEDN) will continue to broadcast 225 live events for the 2017-18 season. Highlighted BEDN programming will include all women's basketball conference games not slated for television broadcasts, 36 Championship events and extensive coverage of men's and women's soccer league games.

After a successful pilot year in 2014-15, BEDN expanded in 2015-16 to cover 225 events that season. BEDN will continue to supplement scheduled television coverage of all BIG EAST sports, while broadening exposure of

The BIG EAST women's basketball events and the Olympic sports contests that are not televised by FOX Sports do not require a video subscription.

Select content will also be available on bigeast.com, including historical BIG EAST games on demand, highlight footage, and original programming to be unveiled at a later date. Specific dates and additional details of featured match-ups, including regular season games and championship contests, will be released as game schedules are finalized.

The broadcast schedule for 2017-18 will be announced when the conference schedules are finalized at a later date.



In its fourth year as the BIG EAST's branded channel on FOX Sports GO, the BIG EAST Digital Network (BEDN) will continue to broadcast 225 live events for the 2017-18 season.

additional athletic events. In addition to live streaming, content will include highlights, selected news coverage and shoulder programming. The BIG EAST will oversee all production on the Digital Network, while Rush Media Company will continue to serve as the conference's third-party production services supplier.

The complete breakdown of the 2017-18 BEDN Programming Plan includes 74 women's basketball, 35 men's soccer, 35 women's soccer, 15 volleyball, 10 baseball, 10 softball and six lacrosse games. As was the case in 2014-15 and 2015-16, BEDN will cover all BIG EAST Championships, with 36 events in the upcoming year.

When the BIG EAST launched the Digital Network in 2014-15, the league became the first collegiate conference to be hosted on FOX's mobile platform, FOX Sports Go, the app that provides live streaming video of FOX Sports content at home or on-the-go.

FOX Sports GO is currently available for iOS, Android, Kindle Fire tablets and Fire phones, select Windows devices, and on desktops through FOXSportsGO.com. Fans can download the mobile app for free from the iTunes App Store, Google Play, Amazon App Store and Windows Store.

FOX Sports GO users who are also subscribers of participating video providers can live stream the BIG EAST men's and women's basketball telecasts, plus the Olympic sports championships, carried on FOX Sports 1, FOX Sports 2, FOX Sports Regional Networks, and FOX broadcast network.

About the BIG EAST

The BIG EAST Conference is an association of ten nationally prominent colleges and universities that foster healthy athletic competition, community service and the pursuit of excellence in academic environments. The athletic programs of BIG EAST institutions provide national-caliber participation opportunities for more than 3,000 student-athletes on over 180 men's and women's teams in 22 sports. Established in 1979 and headquartered in New York City, the BIG EAST's members are located in seven of the country's top 35 largest media markets and include Butler University, Creighton University, DePaul University, Georgetown University, Marquette University, Providence College, St. John's University, Seton Hall University, Villanova University and Xavier University. For more information, visit www.bigeast.com.

About FOX Sports GO

FOX Sports GO showcases the biggest events in sports, highlighted by: the best games from the National Football League, including the NFC Championship Game; NASCAR's premier race—the Daytona 500; Major League Baseball's crown jewel events—the All-Star Game, the Division Series, the League Championship Series, and the World Series; international soccer, led by the UEFA Champions League and the Women's World Cup; marquee college football and basketball matchups from the Big 12, Pac-12, and BIG EAST; the most anticipated MMA showdowns from the UFC; and starting in 2015, the premier major championship in golf, the U.S. Open.





Butler

QUICK FACTS

Location Indianapolis, Ind. 46208
 Nickname Bulldogs
 Colors Blue & White
 Enrollment 5,097
 Director of Athletics Barry Collier
 Home Court Hinkle Fieldhouse (9,100)
 Press Row Phone (317) 940-9817
 2016-17 Overall Record: 6-25
 2016-17 BIG EAST Record/Finish: 2-16/10th
 Letterwinners Returning/Lost: 9/2
 Starters Returning/Lost: 4/1

COACHING STAFF

Head Coach Kurt Godlevske
 Alma Mater Northern Michigan '94
 Assistant Coach John Marcum (Oklahoma Baptist '97)
 Assistant Coach Kierra McCleary (North Alabama '11)
 Assistant Coach Gabe Henry (Missouri Valley)
 Director of Operations Daress McClung

SPORTS INFORMATION

Basketball Office Phone: (317) 940-9692
 SID Contact: Kit Stetzel
 Office Phone: (317) 940-9994
 Cell Phone: (317) 828-9312
 E-mail Address: cbstetze@butler.edu
 Web Address: www.butlersports.com



BARRY COLLIER
Director of Athletics



KURT GODLEVSKE
Head Coach



KIT STETZEL
Assistant Sports Information Director

News & Notes

The BIG Picture

Fourth-year head coach Kurt Godlevske will have his most experienced bunch yet, with a trio of upperclassmen starters returning in 2017-18, including all-league post player Tori Schickel. The Bulldogs showed promise with a pair of talented freshmen a year ago, but rookie guard Kristen Spolyar missed the majority of BIG EAST play due to a season-ending injury, while fellow newcomer Sydney Shelton was a late bloomer, averaging nearly 11 points per game over her final 11 contests. Butler posted its lowest win total since joining the BIG EAST at 6-25 overall and 2-16 in league play, but won a BIG EAST Tournament game for a second straight year.

Who's Gone

Butler loses just one contributor from a season ago in Alexa Bailey, who left Division I basketball at the end of the season. As a sophomore guard, Bailey averaged 3.0 points and 2.7 rebounds over 28 games, making 26 starts.

Storylines

In 2016-17, the Bulldogs suffered from some in-season turmoil due to injuries and transferring, as head coach Kurt Godlevske will look to bring a more cohesive and experienced bunch back to its winning ways in 2017-18. Butler returns its top six scorers from a year ago, headlined by juniors Tori Schickel and Michelle Weaver, and senior Sydney Buck. Rising sophomore Kristen Spolyar will provide a dynamic most BIG EAST teams haven't experienced yet due to her early season exit a year ago, while Sydney Shelton will look to continue her strong finish from a year ago. Godlevske also gets an added boost from transfers Whitney Jennings (Iowa) and Iman Lathan (Cal State Fullerton).

Who's Returning

The Bulldogs return four of five starters, highlighted by All-BIG EAST Second Team selection Tori Schickel. Schickel finished her sophomore season as the nation's fourth-best rebounder, averaging 11.7 boards per contest to go along with 14.6 points.

Long-range shooter Sydney Buck and fellow guard Michelle Weaver also return to the fold, as do talented sophomores Sydney Shelton and Kristen Spolyar.

DID YOU KNOW?

The Bulldogs play their home games in historic Hinkle Fieldhouse, which, at the time of construction in 1928, was the largest basketball arena in the United States. Hinkle underwent renovations in 2014 which included remodeled coaching offices, chair-back seating and a new scoreboard.



MICHELLE WEAVER

SCHEDULE

November

Date	Day	Opponent	Time	Network TV
11	Sat.	Austin Peay	7 p.m.	
15	Wed.	at Murray State	Noon	
17	Fri.	Lipscomb	7 p.m.	
20	Mon.	at USF	7 p.m.	
23	Thu.	vs. West Virginia (Paradise Jam)	2:30 p.m.	
24	Fri.	vs. Virginia Tech (Paradise Jam)	4:30 p.m.	
25	Sat.	vs. Drexel (Paradise Jam)	2:30 p.m.	
29	Wed.	at Ball State	7 p.m.	

December

3	Sun.	at Illinois State	3 p.m.	
8	Fri.	Wisconsin	7 p.m.	
18	Mon.	Loyola Chicago	7 p.m.	
21	Thu.	at Indiana State	2 p.m.	
29	Fri.	XAVIER	7 p.m.	FS2

January

2	Tue.	at VILLANOVA	7 p.m.	BEDN
5	Fri.	at GEORGETOWN	TBA	BEDN
7	Sun.	SETON HALL	1 p.m.	BEDN
10	Wed.	ST. JOHN'S	7 p.m.	FS2
12	Fri.	at MARQUETTE	8 p.m.	BEDN
14	Sun.	at DePAUL	4:30 p.m.	CBSSN
19	Fri.	CREIGHTON	7 p.m.	BEDN
21	Sun.	PROVIDENCE	1 p.m.	BEDN
26	Fri.	GEORGETOWN	7 p.m.	BEDN
28	Sun.	VILLANOVA	1 p.m.	BEDN

February

2	Fri.	at ST. JOHN'S	7 p.m.	BEDN
4	Sun.	at SETON HALL	1 p.m.	BEDN
9	Fri.	DePAUL	7 p.m.	BEDN
11	Sun.	MARQUETTE	1 p.m.	BEDN
16	Fri.	at PROVIDENCE	7 p.m.	BEDN
18	Sun.	at CREIGHTON	2 p.m.	BEDN
25	Sun.	at XAVIER	2 p.m.	BEDN

All dates are subject to change
BIG EAST games in all CAPS



ROSTER

NO.	NAME	POS.	CL.	HT.	HOMETOWN/ PREVIOUS SCHOOL
2	Kaela Hodges	F	Sr.	6-0	Odell, Ill./Pontiac Township (Wabash Valley)
3	Alisha Aube	G/F	Fr.	6-0	Westbrook, Maine/Thornton Academy
4	Taylor Buford	G	Jr.	5-11	Long Grove, Ill./Adlai Stevenson
10	Naira Caceres	F	So.	6-1	Las Palmas de Gran Canaria (Spain)/ C.B. Islas Canarias (Maine)
11	Michelle Weaver	G	Jr.	5-7	South Bend, Ind./South Bend Saint Joseph
12	Sydney Buck	G	Sr.	5-7	Fort Wayne, Ind./Homestead
14	Sarah Humphrey	G	So.	6-0	Crete, Ill./Crete-Monee
15	Whitney Jennings	G	R-Jr.	5-5	Logansport, Ind./Logansport (Iowa)
21	Katherine Strong	G	Jr.	5-11	Chicago Heights, Ill./Bloom (VCU)
22	Iman Lathan	G	Grad.	5-9	Temecula, Calif./Perris (Cal State Fullerton)
23	Shae Brey	G/F	So.	6-0	Altoona, Wis./Eau Claire Regis
24	Kristen Spolyar	G	So.	5-10	Lebanon, Ind./Lebanon
30	Sydney Shelton	G	So.	5-9	Greenfield, Ind./Mt. Vernon
32	Ashanti Thomas	C	Jr.	6-4	Lexington, Ky./Lafayette (Penn State)
34	Tori Schickel	F	Jr.	6-1	Evansville, Ind./Mater Dei

Head Coach: Kurt Godlevske
Assistant Coach: John Marcum
Assistant Coach: Kierra McCleary
Assistant Coach: Gabe Henry
Director of Operations: Daress McClung



Butler

HEAD COACH KURT GODLEVSKE



PROFILE: Hired at Butler on May 6, 2014

Personal – Married (Beth) with two daughters (Corrin and Katie) and one son (Noah).

Education – B.S. in Physical Education and Health, Northern Michigan (1994); M.S., University of Indianapolis (2004)

Playing File – Northern Michigan (1990-94)

Coaching File – Assistant Coach, Lake Superior State (1994-96); Assistant Coach, Butler (2013-14)

Highlights – Godlevske joined Butler's staff as an assistant coach in the spring of 2013, after spending seven years as girls' head coach at Bedford North Lawrence High School. He guided the Lady Stars to a 120-41 record, including a perfect 28-0 mark and the IHSAA Class 4A Girls' Basketball State Championship in 2013. He also was part of an Indiana boys' state championship staff as a volunteer coach at Lawrence North High School in 2004. An all-state high school player in L'Anse, Mich., Godlevske played basketball at Northern Michigan

University, and then started his collegiate coaching career at NCAA Division II Lake Superior State University, where he posted a 35-19 record in two years. After a few years out of coaching, he returned as head coach of his alma mater in L'Anse, leading the school to a 40-9 record in two seasons before taking over at Bedford North Lawrence. Godlevske was named interim head coach of the Butler women's team on April 23 and had the interim tag removed less than two weeks later.

In his first season with the Bulldogs, Butler surprised everyone after getting picked 10th in the BIG EAST Preseason Poll and finishing fifth, winning eight-straight conference games which included wins over Creighton and at St. John's. Godlevske led Butler to its first ever BIG EAST Tournament win in 2016 as the Bulldogs upset higher-seeded Xavier in the First Round. Butler did so again in 2017, edging Xavier in the First Round before falling to regular-season champion Creighton by single digits in the Quarterfinals.

GODLEVSKE'S YEAR-BY-YEAR HISTORY

Year	School	Overall	BIG EAST	BIG EAST Tournament	NCAA Postseason	WNIT Postseason
2014-15	Butler	14-16	10-8 (t-5th)	0-1		
2015-16	Butler	10-21	4-14 (9th)	1-1		
2016-17	Butler	6-25	2-16 (10th)	1-1		
CAREER	3 years	30-62 .326	16-38 .296	2-3 .400		

GODLEVSKE'S RECORD

Career Record (3 years)

30-62 (.326)

Butler Record (3 years)

30-62 (.326)

BIG EAST Regular Season Record (3 years)

16-38 (.296)

BIG EAST Tournament Record (3 appearances)

2-3 (.400)

NCAA Record

n/a

WNIT Record

n/a

BUTLER IN THE BIG EAST

	Overall	BIG EAST	Reg. Seas. Finish
2013-14	15-16	10-8	6th
2014-15	14-16	10-8	T-5th
2015-16	10-21	4-14	9th
2016-17	6-25	2-16	10th



RESULTS & STATISTICS

RECORD:	OVERALL	HOME	AWAY	NEUTRAL	ATTENDANCE SUMMARY	GAMES	TOTALS	AVG/GAME
All Games	6-25	4-12	1-12	1-1	Home	16	9299	581
Conference	2-16	1-8	1-8	0-0	Away	13	20035	1541
Non-Conference	4-9	3-4	0-4	1-1	Neutral	2	4947	2474
					Total	31	34281	1106

Date	Time	Opponent	Score	Attend.	High Points	High Rebounds	Date	Time	Opponent	Score	Attend.	High Points	High Rebounds
11/1/16	7:00 pm	EAST TENNESSEE STATE	59-68 L	544	(25)SPOLYAR, Kristen	(8)SCHICKEL, Tori	1/13/17	7:00 pm	* at DePaul	69-100 L	2153	(20)WEAVER, Michelle	(9)SCHICKEL, Tori
11/13/16	1:00 pm	BRADLEY	W 58-56	389	(21)SCHICKEL, Tori	(11)SCHICKEL, Tori	1/15/17	12:00 pm	* at Marquette	53-91 L	1415	(9)BUCK, Sydney	(8)SCHICKEL, Tori
11/16/16	11:00 am	FORT WAYNE	W 70-64	565	(22)WEAVER, Michelle	(11)SCHICKEL, Tori	01/20/17	7:00 pm	* VILLANOVA	69-70 LOT	603	(28)SCHICKEL, Tori	(20)SCHICKEL, Tori
11/20/16	2:05 pm	at Wisconsin	55-60 L	3458	(20)WEAVER, Michelle	(9)SCHICKEL, Tori	01/22/17	1:00 pm	* GEORGETOWN	52-58 L	453	(22)SCHICKEL, Tori	(15)SCHICKEL, Tori
11/22/16	7:00 pm	UCF	59-66 L	345	(19)SCHICKEL, Tori	(10)SCHICKEL, Tori	1/27/17	7:00 pm	* at St. John's	55-62 L	788	(20)SCHICKEL, Tori	(11)SCHICKEL, Tori
11/30/16	12:04 pm	at TCU	47-73 L	3769	(12)SCHICKEL, Tori	(15)SCHICKEL, Tori	01/29/17	2:00 pm	* at Seton Hall	63-65L	1467	(25)WEAVER, Michelle	(11)SCHICKEL, Tori
12/2/16	7:00 pm	SOUTH FLORIDA	59-74 L	343	(12)SHELTON, Sydney	(13)SCHICKEL, Tori	02/04/17	1:00 pm	* XAVIER	43-53 L	1043	(12)SHELTON, Sydney	(15)SCHICKEL, Tori
12/4/16	1:00 pm	BALL STATE	50-74 L	786	(17)SCHICKEL, Tori	(9)SCHICKEL, Tori	02/10/17	7:00 pm	* MARQUETTE	66-72 L	882	(21)BUCK, Sydney	(12)SCHICKEL, Tori
12/07/16	7:02 pm	at Arkansas	50-68 L	1017	(16)SCHICKEL, Tori	(7)SCHICKEL, Tori	02/12/17	1:00 pm	* DEPAUL	62-92 L	587	(23)SHELTON, Sydney	(9)SCHICKEL, Tori
12/11/16	2:00 pm	INDIANA STATE	W 66-48	466	(16)SCHICKEL, Tori	(8)BREY, Shae	02/17/17	7:00 pm	* at Georgetown	72-83 L	511	(25)SCHICKEL, Tori	(14)SCHICKEL, Tori
						(8)SCHICKEL, Tori	02/19/17	1:00 pm	* at Villanova	58-61 LOT	1041	(21)SCHICKEL, Tori	(16)SCHICKEL, Tori
12/20/16	6:00 pm	at Green Bay	34-61 L	1967	(12)SHELTON, Sydney	(6)SCHICKEL, Tori	02/24/17	7:00 pm	* PROVIDENCE	58-64 L	486	(16)BUCK, Sydney	(19)SCHICKEL, Tori
12/28/16	4:00 pm	* at Creighton	52-67 L	981	(18)WEAVER, Michelle	(14)SCHICKEL, Tori	2/26/17	1:00 pm	* CREIGHTON	53-65 L	759	(16)BAILEY, Alexa	(11)SCHICKEL, Tori
12/30/16	12:00 pm	* at Providence	51-68 L	545	(11)SPOLYAR, Kristen	(6)SCHICKEL, Tori						(16)SCHICKEL, Tori	
01/02/17	6:30 pm	* SETON HALL	W 79-58	622	(28)SPOLYAR, Kristen	(16)SCHICKEL, Tori	03/04/17	4 pm	vs Xavier	W 68-66	2132	(28)SCHICKEL, Tori	(14)SCHICKEL, Tori
01/05/17	7:00 pm	* ST. JOHN'S	41-62 L	426	(10)SPOLYAR, Kristen	(8)SCHICKEL, Tori	03/05/17	12 pm	vs Creighton	55-64 L	2815	(11)BUFORD, Taylor	(9)SCHICKEL, Tori
01/08/17	2:00 pm	* at Xavier	WOT 65-62	923	(20)SCHICKEL, Tori	(20)SCHICKEL, Tori							

* indicates conference game

PLAYERS RETURNING

No.	Player	GP	GS	Min	Avg	TOTAL			3-PTS			REBOUNDS														
						FG	FGA	Pct	3FG	FGA	Pct	FT	FTA	Pct	Off	Def	Tot	Avg	PF	FO	A	TO	Blk	Stl	Pts	Avg
34	SCHICKEL, Tori	31	31	1098	35.4	174	347	.501	0	0	.000	106	159	.667	125	239	364	11.7	84	3	57	89	46	48	454	14.6
		18	18	645	35.8	104	216	.481	0	0	.000	62	95	.653	70	164	234	13.0	45	1	37	51	24	15	270	15.0
24	SPOLYAR, Kristen	16	15	460	28.8	75	204	.368	16	56	.286	39	59	.661	22	41	63	3.9	53	3	22	50	1	25	205	12.8
		5	5	125	25.0	21	54	.389	4	13	.308	14	20	.700	8	17	25	5.0	11	0	6	10	0	8	60	12.0
11	WEAVER, Michelle	29	27	888	30.6	106	283	.375	15	63	.238	70	93	.753	20	78	98	3.4	80	4	83	100	10	50	297	10.2
		18	18	555	30.8	68	181	.376	9	32	.281	40	54	.741	17	48	65	3.6	48	1	50	59	7	27	185	10.3
12	BUCK, Sydney	19	3	554	29.2	58	157	.369	42	123	.341	9	11	.818	3	48	51	2.7	23	0	28	40	1	18	167	8.8
		14	0	398	28.4	43	121	.355	33	98	.337	9	11	.818	2	33	35	2.5	21	0	16	32	1	13	128	9.1
30	SHELTON, Sydney	27	24	754	27.9	79	276	.286	49	170	.288	30	43	.698	6	64	70	2.6	58	1	27	51	3	12	237	8.8
		18	18	514	28.6	57	189	.302	32	109	.294	24	35	.686	5	42	47	2.6	39	1	17	33	3	7	170	9.4
04	BUFORD, Taylor	28	15	562	20.1	61	180	.339	19	69	.275	18	27	.667	23	34	57	2.0	79	3	17	39	11	20	159	5.7
		18	13	396	22.0	37	123	.301	7	39	.179	16	21	.762	20	21	41	2.3	56	2	10	23	8	14	97	5.4
23	BREY, Shae	31	10	674	21.7	36	84	.429	8	28	.286	23	34	.676	25	90	115	3.7	55	2	26	51	17	26	103	3.3
		18	0	343	19.1	16	40	.400	4	13	.308	12	17	.706	13	47	60	3.3	35	1	18	23	6	12	48	2.7
02	HODGES, Kaela	29	0	274	9.4	17	44	.386	0	0	.000	13	22	.591	22	32	54	1.9	51	1	7	18	2	9	47	1.6
		16	0	129	8.1	11	27	.407	0	0	.000	4	4	1.000	9	13	22	1.4	28	0	2	7	2	3	26	1.6
14	HUMPHREY, Sarah	24	3	201	8.4	12	41	.293	1	5	.200	4	6	.667	7	18	25	1.0	36	2	6	22	5	5	29	1.2
		12	0	74	6.2	9	23	.391	1	4	.250	2	4	.500	4	7	11	0.9	11	0	4	4	1	3	21	1.8

PLAYERS NOT RETURNING

No.	Player	GP	GS	Min	Avg	TOTAL			3-PTS			REBOUNDS														
						FG	FGA	Pct	3FG	FGA	Pct	FT	FTA	Pct	Off	Def	Tot	Avg	PF	FO	A	TO	Blk	Stl	Pts	Avg
03	WARD, Brittany	2	1	26	13.0	4	8	.500	0	1	.000	1	2	.500	1	1	2	1.0	3	0	3	4	1	2	9	4.5
		0	0	0	0.0	0	0	.000	0	0	.000	0	0	.000	0	0	0	0.0	0	0	0	0	0	0	0	0.0
22	BAILEY, Alexa	28	26	784	28.0	31	100	.310	6	32	.188	16	17	.941	14	62	76	2.7	73	0	86	63	8	29	84	3.0
		18	18	496	27.6	21	64	.328	2	19	.105	12	13	.923	9	38	47	2.6	45	0	56	38	5	18	56	3.1
TM	TEAM.....														65	58	123	4.0	0			18			0	
															45	36	81	4.5	0			11			0	
															40	31	71	3.9	2			8				
	Total.....	31				653	1724	.379	156	547	.285	329	473	.696	333	765	1098	35.4	595	19	362	545	105	244	1791	57.8
	Conference-Only...	18				387	1038	.373	92	327	.281	195	274	.712	202	466	668	37.1	339	6	216	291	57	120	1061	58.9
	Opponents.....	31				707	1766	.400	236	684	.345	445	614	.725	338	783	1121	36.2	503	-	411	441	135	278	2095	67.6
	Conference-Only...	18				427	1058	.404	146	422	.346	253	344	.735	193	472	665	36.9	286	6	246	224	94	156	1253	69.6



Creighton

QUICK FACTS


Location:..... Omaha, Neb. 68178
 Nickname:..... Bluejays
 Colors:..... Blue & White
 Enrollment:..... 8,650
 Director of Athletics:..... Bruce Rasmussen
 Home Court:..... D.J. Sokol Arena (2,500)
 Press Row Phone:..... (402) 280-5724
 2016-17 Overall Record:..... 24-8
 2016-17 BIG EAST Record/Finish:..... 16-2/T-1st
 Letterwinners Returning/Lost:..... 7/4
 Starters Returning/Lost:..... 2/3

COACHING STAFF

Head Coach:..... Jim Flanery
 Alma Mater:..... Creighton, '87
 Assistant Coach:..... Chevelle Saunsoc (Creighton 2010)
 Assistant Coach:..... Linda Sayavongchanh (Drake 2007)
 Assistant Coach:..... Carli Tritz (Creighton 2014)
 Director of Operations:..... Jenny Vickers (Creighton 2003)

SPORTS INFORMATION

Basketball Office Phone:..... (402) 280-2720
 SID Contact:..... Glen Sisk
 Office Phone:..... (402) 280-2433
 Cell Phone:..... (402) 515-7528
 E-mail Address:..... glensisk@creighton.edu
 Web Address:..... www.gocreighton.com



BRUCE RASMUSSEN
Director of Athletics



JIM FLANERY
Head Coach



GLEN SISK
Associate Director/Athletic Communications

News & Notes

The BIG Picture

The Bluejays are coming off their finest season since joining the BIG EAST, earning a share of the regular-season title and an at-large berth into the NCAA Tournament where they advanced to the Second Round. Despite the graduation of a trio of starters, Creighton aims to contend for the BIG EAST crown once again in 2017-18, thanks to the return of a number of significant contributors, a challenging non-conference mark and the experience of 15-year head coach Jim Flanery.

Who's Returning

A trio of BIG EAST honorees return to the court for Creighton this year, including Freshman of the Year Jaylyn Agnew, First Team member Audrey Faber and All-Tournament Team pick Sydney Lamberty. Faber led the team in scoring at 12.8 points per game in 2016-17, Lamberty averaged nearly 15 points per game over their final 10 outings, and Agnew was a key spark off the bench who will

likely see an increase in production as a redshirt-sophomore.

Who's Gone

Creighton graduates a talented group in former BIG EAST Player of the Year (2014) Marissa Janning, BIG EAST Most Improved Player (2017) Brianna Rollerson and Sportsmanship Award winner (2017) Lauren Works. They combined to average nearly 30 points and 16 rebounds per game last year. With nearly 2,000 points, Janning graduated as the No. 4 scorer in program history, and is second all-time in assists with over 500.

Storylines

The Bluejays fulfilled their destiny when they were selected in the 2016 preseason coaches' poll as co-favorites with DePaul, finishing in a tie for first with the Blue Demons at 16-2. Creighton will have a new look to it this year, however, as it will be the first season since joining the BIG EAST without one of the program's most notable players, Marissa Janning, on the floor. Head coach Jim Flanery is sure to see in uptick in the contributions of Audrey Faber, Sydney Lamberty and Jaylyn Agnew, while newcomers Gracey Griglione and Tatum Rembao are likely to see playing time early. Creighton last earned back-to-back NCAA bids in 2012 and 2013, but have the ability to do so again in 2018.

DID YOU KNOW?

The Bluejays qualified for the national postseason for the 10th consecutive season in 2016-17, earning an at-large bid to the NCAA Championship where Creighton advanced to the Round of 32.



MYAH MELLMAN

SCHEDULE

November

Date	Day	Opponent	Time	Network TV
10	Fri.	Wichita State	12:30 p.m.	
14	Tue.	at South Dakota	8 p.m.	
19	Sun.	at Nebraska	8 p.m.	
21	Tue.	UNI	7 p.m.	
24	Fri.	vs. Washington (Las Vegas, Nev.)	2 p.m.	
25	Sat.	vs. UCLA (Las Vegas, Nev.)	4:30 p.m.	

December

3	Sun.	at Drake	3 p.m.	
10	Sun.	at Nebraska-Omaha	2 p.m.	
15	Fri.	South Dakota State	4 p.m.	
21	Thu.	Florida State	7 p.m.	
28	Thu.	VILLANOVA	7 p.m.	BEDN
30	Sat.	GEORGETOWN	2 p.m.	BEDN

January

2	Tue.	at SETON HALL	7 p.m.	FS2
5	Fri.	at ST. JOHN'S	7 p.m.	BEDN
7	Sun.	MARQUETTE	2 p.m.	FS2
10	Wed.	DePAUL	8 p.m.	BEDN
13	Sat.	PROVIDENCE	2 p.m.	BEDN
19	Fri.	at BUTLER	7 p.m.	BEDN
22	Mon.	at XAVIER	11 a.m.	BEDN
26	Fri.	ST. JOHN'S	8 p.m.	BEDN
28	Sun.	SETON HALL	2 p.m.	BEDN

February

2	Fri.	at DePAUL	8 p.m.	BEDN
4	Sun.	at MARQUETTE	3 p.m.	BEDN
10	Sat.	at PROVIDENCE	Noon	BEDN
16	Fri.	XAVIER	8 p.m.	BEDN
18	Sun.	BUTLER	2 p.m.	BEDN
23	Fri.	at GEORGETOWN	10 a.m.	BEDN
25	Sun.	at VILLANOVA	2 p.m.	FS1

All dates are subject to change
BIG EAST games in all CAPS



ROSTER

NO.	NAME	POS.	CL.	HT.	HOMETOWN/ PREVIOUS SCHOOL
1	Jade Owens	G	R-Jr.	5-6	River Forest, Ill./Fenwick
2	Myah Mellman	G	Sr.	5-7	Mason City, Iowa/Mason City
4	Aimee Rischard	G	Sr.	5-6	Oklahoma City, Okla./Mount Saint Mary Catholic
5	Jaylyn Agnew	F	So.	5-11	Andover, Kan./Andover
11	Bailey Norby	F	Sr.	6-2	Forest Lake, Minn./Forest Lake
12	Gracey Griglione	F	Fr.	6-2	Truro, Iowa/Interstate 35
14	Sydney Lamberty	G	Sr.	5-10	Cottage Grove, Minn./Park
15	Tatum Rembao	G	Fr.	5-9	Loveland, Colo./Loveland
21	Olivia Elger	G	R-So.	5-7	Peoria, Ill./Richwoods
22	Brooke Kissinger	G	Jr.	5-7	Minden, Neb./Minden
24	Temi Carda	G	Fr.	5-9	Lakeville, Minn./Lakeville North
33	Kylie Brown	F	Sr.	6-3	Inver Grove Heights, Minn./Simley
40	Ali Greene	F	R-So.	6-1	Mahtomedi, Minn./Mahtomedi
45	Audrey Faber	F	Jr.	6-2	Clive, Iowa/Dowling Catholic

Head Coach: Jim Flanery
Assistant Coach: Chevelle Saunsoc
Assistant Coach: Linda Sayavongchanh
Assistant Coach: Carli Tritz
Director of Operations: Jenny Vickers



Creighton

HEAD COACH JIM FLANERY



PROFILE: Hired at Creighton July 19, 2002

Personal – Originally from Guthrie Center, Iowa; married (Emily); father of one son (Jackson) and one daughter (Brynn).

Education – B.A. in philosophy, Creighton (1987).

Playing File – Member of the Bluejay men's basketball team (1985-87) and golf team (1983-1987).

Coaching File – Graduate Assistant, Creighton (1987-89); Assistant Coach, Loras College (Iowa) (1990-92); Assistant Coach, Creighton (1989-90, 1993-2002).

Highlights – Flanery is entering his 16th season as the Creighton head coach and his 26th straight on the Bluejay bench; Creighton has qualified for the national postseason for a school-record 10 consecutive seasons, including 2017's at-large berth into the NCAA Tournament; the Bluejays won their 2017 NCAA First Round game to advance in the Big Dance for the first time since 2013; Creighton claimed a share of the BIG EAST regular-season crown for the first time in 2016-17, doubling their league wins from 2015-16; Flanery led the Bluejays to their first ever back-to-back NCAA Championship berths in 2012 and 2013; Flanery was an assistant when Creighton made the NCAAs in 2002 and 1994; prior to Creighton joining the BIG EAST (2013-14), Flanery collected more than 100 conference wins in the Missouri Valley; Creighton's 24 wins in 2017 are its most since 2012-13.

FLANERY'S YEAR-BY-YEAR HISTORY

Year	School	Overall	BIG EAST	BIG EAST Tourney	NCAA Postseason	WNIT Postseason
2002-03	Creighton	24-9				3-1
2003-04	Creighton	24-9				5-0
2004-05	Creighton	19-10				0-1
2005-06	Creighton	8-21				
2006-07	Creighton	13-19				1-1
2007-08	Creighton	21-12				1-1
2008-09	Creighton	22-12				1-1
2009-10	Creighton	21-11				0-1
2010-11	Creighton	18-13				
2011-12	Creighton	20-13			0-1	
2012-13	Creighton	25-8			1-1	
2013-14	Creighton	20-14	12-6 (T-3rd)	1-1		1-1
2014-15	Creighton	17-14	10-8 (T-5th)	0-1		0-1
2015-16	Creighton	17-18	8-10 (T-7th)	3-1		0-1
2016-17	Creighton	24-8	16-2 (T-1st)	1-1	1-1	
Career	15 years	293-191	46-26	5-4	2-3	12-9
		.605	.639	.556	.400	(.571)

FLANERY'S RECORD

Career Record (15 years)

293-191 (.605)

Creighton Record (15 years)

293-191 (.605)

BIG EAST Regular Season Record (4 years)

46-26 (.639)

BIG EAST Tournament Record (4 appearances)

5-4 (.556)

NCAA Record (3 appearances)

2-3 (.400)

WNIT Record (10 appearances)

12-9 (.571)

CREIGHTON IN THE BIG EAST

	Overall	BIG EAST	Reg. Seas. Finish
2013-14	20-14	12-6	T-3rd
2014-15	17-14	10-8	T-5th
2015-16	17-18	8-10	T-7th
2016-17	24-8	16-2	T-1st



RESULTS & STATISTICS

RECORD:	OVERALL	HOME	AWAY	NEUTRAL	ATTENDANCE SUMMARY	GAMES	TOTALS	AVG/GAME
All Games	24-8	12-1	9-6	3-1	Home	13	14021	1079
Conference	16-2	8-1	8-1	0-0	Away	15	24203	1614
Non-Conference	8-6	4-0	1-5	3-1	Neutral	4	8400	2100
					Total	32	46624	1457

Date	Time	Opponent	Score	Attend.	High Points	High Rebounds
11/1/16	7:00 pm	at South Dakota State	56-63 L	2180	(12)FABER, Audrey	(7)ROLLERSON, Brianna
11/13/16	2:05 pm	at Wichita State	54-62 L	2003	(20)ROLLERSON, Brianna	(11)ROLLERSON, Brianna
11/17/16	7:00 pm	DRAKE	W 80-77	847	(18)MELLMAN, Myah	(12)ROLLERSON, Brianna
11-25-16	5:15 pm	vs Missouri	63-72 L	437	(13)JANNING, Marissa	(9)WORKS, Lauren
11/26/16	4:15 pm	vs Dayton	W 56-53	456	(19)FABER, Audrey	(9)ROLLERSON, Brianna
11/30/16	7:00 pm	KANSAS	W 69-49	1008	(15)JANNING, Marissa	(5)MCGRORY, MC (5)WORKS, Lauren (9)ROLLERSON, Brianna
12/07/16	12:00 pm	NEBRASKA-OMAHA	W 82-45	1601	(24)FABER, Audrey	(7)JAMBERTY, Sydney (7)ROLLERSON, Brianna
12/10/16	2:00 pm	at Northern Iowa	49-50 L	1235	(16)JAGNEW, Jaylyn	(9)AGNEW, Jaylyn
12/18/16	2:00 pm	NEBRASKA	W 80-64	1160	(22)JANNING, Marissa	(9)ROLLERSON, Brianna
12/21/16	7:05 pm	at Marist	W 72-50	1346	(20)FABER, Audrey	(8)FABER, Audrey (8)JANNING, Marissa
12/28/16	4:00 pm	* BUTLER	W 67-52	981	(17)JANNING, Marissa	(11)ROLLERSON, Brianna
12/30/16	7:00 pm	* XAVIER	W 63-52	1104	(15)JANNING, Marissa	(9)ROLLERSON, Brianna
1/2/17	7:30 pm	* at Marquette	W 83-63	1144	(22)ROLLERSON, Brianna	(7)JANNING, Marissa
1/4/17	7:00 pm	* at DePaul	65-79 L	2082	(21)JAGNEW, Jaylyn	(6)WORKS, Lauren
1/8/17	1:00 pm	* GEORGETOWN	WOT 70-68	872	(22)FABER, Audrey	(13)ROLLERSON, Brianna
1/10/17	7:00 pm	* VILLANOVA	W 60-46	707	(18)JANNING, Marissa	(10)JANNING, Marissa
1/14/17	12:00 pm	* at Providence	W 58-51	384	(14)WORKS, Lauren	(12)ROLLERSON, Brianna

Date	Time	Opponent	Score	Attend.	High Points	High Rebounds
1/20/17	7:00 pm	* at St. John's	W 55-43	502	(12)WORKS, Lauren	(10)LAMBERTY, Sydney
01/22/17	11:00 am	* at Seton Hall	WOT 70-60	618	(16)LAMBERTY, Sydney	(10)WORKS, Lauren
1/27/17	7:00 pm	* DEPAUL	56-60 L	1313	(14)FABER, Audrey	(9)WORKS, Lauren
1/29/17	1:00 pm	* MARQUETTE	W 80-77	996	(14)LAMBERTY, Sydney (14)FABER, Audrey	(10)WORKS, Lauren
2/3/17	7:03 pm	* at Villanova	W 47-44	1101	(14)FABER, Audrey	(8)JANNING, Marissa
02/05/17	1:00 pm	* at Georgetown	W 67-59	691	(18)JANNING, Marissa	(13)ROLLERSON, Brianna
2/11/17	1:00 pm	* PROVIDENCE	W 88-57	1240	(21)FABER, Audrey	(6)FABER, Audrey
2/17/17	7:00 pm	* SETON HALL	W 61-44	1052	(23)LAMBERTY, Sydney	(7)ROLLERSON, Brianna
2/19/17	5:30 pm	* ST. JOHN'S	W 67-60	1140	(20)JANNING, Marissa	(9)LAMBERTY, Sydney
02/24/17	7:00 pm	* at Xavier	W 67-57	1987	(17)FABER, Audrey	(14)ROLLERSON, Brianna
2/26/17	1:00 pm	* at Butler	W 65-53	759	(27)JANNING, Marissa	(8)WORKS, Lauren
03/05/17	12:00 pm	vs Butler	W 64-55	2815	(17)FABER, Audrey	(10)LAMBERTY, Sydney
03/06/17	3:00 pm	at Marquette	65-72 L	2511	(26)LAMBERTY, Sydney	(15)LAMBERTY, Sydney
3/17/17	4:30 pm	vs Toledo	W 76-49	4692	(19)JANNING, Marissa	(6)JANNING, Marissa (6)AGNEW, Jaylyn (6)LAMBERTY, Sydney
3/19/17	6:00 pm	at Oregon State	52-64 L	5660	(19)LAMBERTY, Sydney	(9)ROLLERSON, Brianna

* indicates conference game

PLAYERS RETURNING		TOTAL										3-PTS			REBOUNDS											
No.	Player	GP	GS	Min	Avg	FG	FGA	Pct	3FG	FGA	Pct	FT	FTA	Pct	Off	Def	Tot	Avg	PF	FO	A	TO	Blk	Stl	Pts	Avg
45	FABER, Audrey Conference-Only...	32	32	1009	31.5	135	331	.408	61	170	.359	80	94	.851	13	120	133	4.2	53	2	56	57	32	11	411	12.8
14	LAMBERTY, Sydney Conference-Only...	18	18	583	32.4	76	181	.420	37	88	.420	43	49	.878	7	74	81	4.5	30	1	26	22	18	9	232	12.9
05	AGNEW, Jaylyn Conference-Only...	32	0	743	23.2	85	197	.431	34	90	.378	24	31	.774	31	81	112	3.5	80	1	47	37	21	30	228	7.1
40	GREENE, Ali Conference-Only...	7	0	55	7.9	10	19	.526	0	0	.000	3	4	.750	10	8	18	2.6	9	0	1	9	1	1	23	3.3
11	NORBY, Bailey Conference-Only...	32	0	232	7.3	28	70	.400	8	24	.333	11	13	.846	17	35	52	1.6	41	0	17	13	11	4	75	2.3
02	MELLMAN, Myah Conference-Only...	28	0	175	6.3	15	41	.366	14	35	.400	1	2	.500	5	12	17	0.6	7	0	3	6	0	3	45	1.6
33	BROWN, Kylie Conference-Only...	18	0	101	5.6	5	23	.217	4	19	.211	1	2	.500	3	6	9	0.5	5	0	1	3	0	1	15	0.8
04	RISCHARD, Aimee Conference-Only...	17	0	42	2.5	2	7	.286	1	6	.167	2	4	.500	0	3	3	0.2	7	0	1	2	0	0	7	0.4
		10	0	20	2.0	1	4	.250	1	4	.250	1	2	.500	0	2	2	0.2	4	0	0	1	0	0	4	0.4
PLAYERS NOT RETURNING		TOTAL										3-PTS			REBOUNDS											
No.	Player	GP	GS	Min	Avg	FG	FGA	Pct	3FG	FGA	Pct	FT	FTA	Pct	Off	Def	Tot	Avg	PF	FO	A	TO	Blk	Stl	Pts	Avg
23	JANNING, Marissa Conference-Only...	32	32	1074	33.6	133	358	.372	37	137	.270	68	101	.673	20	136	156	4.9	60	1	148	87	10	31	371	11.6
50	ROLLERSON, Brianna Conference-Only...	18	18	648	36.0	83	214	.388	16	75	.213	53	77	.688	10	91	101	5.6	32	0	90	47	7	13	235	13.1
12	WORKS, Lauren Conference-Only...	32	25	941	29.4	80	202	.396	48	129	.372	25	33	.758	27	101	128	4.0	69	0	46	26	1	16	233	7.3
03	MCGRORY, MC Conference-Only...	18	18	581	32.3	50	127	.394	31	81	.383	19	25	.760	17	75	92	5.1	47	0	24	19	1	8	150	8.3
		10	9	257	25.7	18	70	.257	10	26	.385	20	25	.800	12	28	40	4.0	14	0	15	14	0	7	66	6.6
		1	1	3	3.0	0	1	.000	0	1	.000	0	0	.000	0	1	1	1.0	0	0	0	0	0	0	0	0.0
TM	TEAM.....														63	55	118	3.7	0			15			0	
	Conference-Only...														40	34	74	4.1	0			9			0	
	Total.....	32				764	1848	.413	246	718	.343	333	448	.743	329	889	1218	38.1	471	5	508	374	152	151	2107	65.8
	Conference-Only...	18				432	1031	.419	131	393	.333	194	263	.738	180	514	694	38.6	258	3	286	197	87	72	1189	66.1
	Opponents.....	32				698	1828	.382	137	478	.287	317	484	.655	326	801	1127	35.2	484	-	377	348	92	194	1850	57.8
	Conference-Only...	18				385	1039	.371	74	264	.280	181	281	.644	191	448	639	35.5	286	5	186	172	61	103	1025	56.9





DePaul

QUICK FACTS

Location:..... Chicago, Ill. 60614
 Nickname:..... Blue Demons
 Colors:..... Royal Blue & Scarlet
 Enrollment:..... 23,110
 Director of Athletics:..... Jean Lenti Ponsetto
 Home Court:..... McGrath-Phillips Arena (3,000)
 Press Row Phone:..... (773) 325-4901
 2016-17 Overall Record:..... 27-8
 2016-17 BIG EAST Record/Finish:..... 16-2/T-1st
 Letterwinners Returning/Lost:..... 9/4
 Starters Returning/Lost:..... 3/3

COACHING STAFF

Head Coach:..... Doug Bruno
 Alma Mater:..... DePaul '73
 Associate Head Coach:..... Jill M. Pizzotti (SE Missouri State, 1989)
 Assistant Coach:..... Lisa Ryckbosch (Loyola, 1984)
 Assistant Coach:..... Jasmine Lister (Vanderbilt, 2014)
 Director of Professional, Corporate & Community Relations:
 Candis Blankson (DePaul, 2001)
 Video Coordinator:..... Bradley Bruno (DePaul, 2014)

SPORTS INFORMATION

Basketball Office Phone:..... (773) 325-7507
 SID Contact:..... Bob Sakamoto
 Office Phone:..... (773) 325-7525
 Cell Phone:..... (630) 445-3645
 Email Address:..... rsakamot@depaul.edu
 Web Address:..... www.depaulbluedemons.com

DID YOU KNOW?

DePaul earned its 15th-consecutive NCAA Tournament berth in 2017 – one of just six programs to appear in each of the last 15 NCAA Tournaments along with UConn, Notre Dame, Oklahoma, Stanford and Tennessee.



JEAN LENTI PONSETTO
Athletics Director



DOUG BRUNO
Head Coach



BOB SAKAMOTO
*Assistant Director
 Athletics Communication*

News & Notes

The BIG Picture

Even with the loss of three starters, DePaul separated itself from the pack and claimed a share of its fourth consecutive BIG EAST regular-season title in 2016-17, while making its 15th straight trip to the NCAA Tournament. The emergence of Brooke Schulte, from support player to star, was the driving force in what was yet another stellar season for the Blue Demons. Two of those veteran starters who missed last year, Ashton Millender and Mart'e Grays, are back and healthy in 2017-18, and will look to lead DePaul, a perennial power in the BIG EAST, to continued success.

Who's Returning

Of the nine letterwinners back for DePaul, five have played significantly as part of the starting rotation, including Amarah Coleman, Kelly Campbell, Mart'e Grays and Ashton Millender. Also of note, 2017 BIG EAST Sixth-Woman of the Year Tanita Allen, who came off the bench to average 9.2 points, 5.0 rebounds per contest, returns for her junior campaign.

Who's Gone

A trio All-BIG EAST starters depart, including BIG EAST Player of the Year Brooke Schulte, fellow All-American guard Jessica January and Co-Defensive Player of the Year Jacqui Grant. January missed the vast majority of the conference season last year due to injury but came back in time to lead the Blue Demons to the BIG EAST title game and into the second round of the NCAA Tournament. Schulte and Grant stepped up in January's absence.

Storylines

It seems like every year we find ourselves asking how DePaul is going to replace a BIG EAST Player of the Year in their lineup following graduation, yet year in and year out, they do just that with yet another major award winner. The Blue Demons have claimed the last three top player honors, including 2017 Player of the Year Brooke Schulte. Who will fill Schulte's shoes this year, only time will tell. DePaul returns nine letterwinners and three starters from a year ago and welcome notable newcomers Rebekah Dahlman, a transfer from Vanderbilt, and Dee Bekelja, Ohio Gatorade Player of the Year. In true DePaul fashion, a challenging non-conference schedule awaits, with the likes of Connecticut, Oklahoma and Notre Dame on the docket. Veterans Amarah Coleman, Ashton Millender, Mart'e Grays and Tanita Allen, along with rising sophomore Kelly Campbell, provide a strong core of returners for 31-year DePaul head coach Doug Bruno.

LAUREN PROCHASKA

SCHEDULE

November

Date	Day	Opponent	Time	Network TV
10	Fri.	Northern Colorado	TBA	
13	Mon.	Oklahoma	8 p.m.	
17	Fri.	Delaware State (Wintrust Arena)	7:30 p.m.	
18	Sat.	TBD (Wintrust Arena)	5 p.m.	
23	Thu.	vs. Florida Gulf Coast (Las Vegas, Nev.)	3:30 p.m.	
24	Fri.	vs. TBD (Las Vegas, Nev.) Play4Kay Shootout	TBA	
25	Sat.	vs. TBD (Las Vegas, Nev.) Play4Kay Shootout	TBA	

December

4	Mon.	Loyola Chicago (Wintrust Arena)	Noon	
8	Fri.	Connecticut (Wintrust Arena)	7 p.m.	FS1
13	Wed.	at Northwestern	TBA	
17	Sun.	at Notre Dame	TBA	
20	Wed.	IUPUI	8 p.m.	
28	Thu.	SETON HALL	8 p.m.	BEDN
30	Sat.	ST. JOHN'S	8 p.m.	BEDN

January

4	Thurs	at MARQUETTE	8 p.m.	BEDN
7	Sun.	at PROVIDENCE	1 p.m.	BEDN
10	Wed.	at CREIGHTON	8 p.m.	BEDN
12	Fri.	XAVIER (Wintrust Arena)	6 p.m.	BEDN
14	Sun.	BUTLER (Wintrust Arena)	4:30 p.m.	CBSsn
19	Fri.	at VILLANOVA	7 p.m.	BEDN
21	Sun.	at GEORGETOWN	2 p.m.	CBSsn
29	Mon	MARQUETTE	9 p.m.	FS1

February

2	Fri.	CREIGHTON	8 p.m.	BEDN
4	Sun.	PROVIDENCE	3 p.m.	BEDN
9	Fri.	at BUTLER	7 p.m.	BEDN
11	Sun.	at XAVIER	2 p.m.	BEDN
16	Fri.	GEORGETOWN	8 p.m.	BEDN
18	Sun.	VILLANOVA	3 p.m.	FS1
23	Fri.	at ST. JOHN'S	7 p.m.	BEDN
25	Sun.	at SETON HALL	1 p.m.	BEDN

All dates are subject to change
BIG EAST games in all CAPS



ROSTER

NO.	NAME	POS.	CL.	HT.	HOMETOWN/ PREVIOUS SCHOOL
1	Ashton Millender	G	Jr.	5-8	Glenwood, Ill./Marian Catholic
3	Vinisha Sherrod	G	Fr.	5-9	Bourbonnais, Ill./Bradley-Bourbonnais
5	Lauren Prochaska	G	Sr.	5-8	Chicago, Ill./Trinity
10	Amarah Coleman	G	Sr.	5-11	Bolingbrook, Ill./Homewood-Flossmoor (Illinois)
11	Rebekah Dahlman	G	Grad.	5-9	Braham, Minn./Braham Area (Vanderbilt)
14	Rachel McLimore	G-F	Fr.	5-10	Zionsville, Ind./Covenant Christian/Zionsville
15	Jolene Daninger	G	Fr.	5-7	Andover, Minn./Andover
20	Kelly Campbell	G	So.	5-10	Wall, N.J./Saint John Vianney
22	Chante Stonewall	F	So.	6-1	Normal, Ill./University
23	Dee Bekelia	G	Fr.	5-8	Solon, Ohio/Solon
24	Tanita Allen	G	Jr.	5-10	Chicago, Ill./Whitney Young
31	Deja Cage	G	So.	5-8	Chicago, Ill./Morgan Park
33	Claire McMahon	G	So.	6-1	Frankfort, Ill./Lincoln Way East
35	Mart'e Grays	F	Jr.	6-2	Detroit, Mich./Martin Luther King Jr.

Head Coach: Doug Bruno

Associate Head Coach: Jill M. Pizzotti

Assistant Coaches: Jasmine Lister, Lisa Ryckbosch

Director of Professional, Corporate & Community Relations: Candis Blankson

Video Coordinator: Bradley Bruno



DePaul

HEAD COACH DOUG BRUNO



PROFILE: Originally hired July 6, 1976 and returned to DPU July 6, 1988

Personal – Originally hired July 6, 1976 and returned to DPU July 6, 1988; born and raised in Chicago; attended Archbishop Quigley High School on Chicago's Southside; married (Patty); father of six sons (Bryan, Kevin, David, Brendan, Patrick and Bradley); grandfather of eight (Jackson, Morgan, Owen, Eden, Brendan, Nora, Declan and Colin).

Education – B.A. in English, DePaul University (1973); M.A. in English, DePaul University (1988).

Coaching File – Assistant boys' varsity coach, Francis Parker High School (1973-74); boys' varsity head coach, St. Vincent DePaul High School (1974-75); women's head coach, DePaul University (1976-78); head coach/Director of Player Personnel, Chicago Hustle (WBL) (1978-80); associate men's coach, Loyola University Chicago (1980-88). Assistant coach, USA National Team (2009-present).

Highlights – Has advanced to the NCAA Championship for 15 consecutive years; coached DePaul to four-straight BIG EAST regular-season titles (2014-2017) and back-to-back Tournament titles in 2014 and 2015; the Blue Demons advanced to their fourth Sweet 16 in 2016 after also doing so in 2014, 2011 and 2007; 18 consecutive postseason appearances and 25 overall; 21 20-win seasons; three-time BIG EAST Coach of the Year, including in 2017; served as an assistant coach for the U.S. Olympic Team which earned Gold in 2012 and most recently in 2016 in Rio; assistant coach for Team USA for FIBA World Championships in 2014 and 2010, when they won a gold medal; 2006 USA Basketball Developmental Coach of the Year; led the U.S. U19 team to Gold at the 2007 FIBA World Championship for Women in Slovakia; led U.S. U18 team to Gold at the 2006 FIBA Americas Championship for Women in Colorado Springs; played at DePaul for Hall of Fame coach Ray Meyer (1970-73).

BRUNO'S YEAR-BY-YEAR HISTORY

Year	School	Overall	BIG EAST	BIG EAST Tournament	NCAA Postseason	WNIT Postseason	NWIT Postseason
1976-77	DePaul	11-10					
1977-78	DePaul	16-6					
1988-89	DePaul	23-10					1-2
1989-90	DePaul	22-10			1-1		
1990-91	DePaul	19-12			0-1		
1991-92	DePaul	21-10			1-1		
1992-93	DePaul	20-9			0-1		
1993-94	DePaul	10-20					
1994-95	DePaul	20-9			0-1		
1995-96	DePaul	21-10			1-1		
1996-97	DePaul	20-9			0-1		
1997-98	DePaul	11-18				1-1	
1998-99	DePaul	12-15				1-1	
1999-00	DePaul	18-12				0-1	
2000-01	DePaul	18-14				1-1	
2001-02	DePaul	15-14				0-1	
2002-03	DePaul	22-10			0-1		
2003-04	DePaul	23-7			1-1		
2004-05	DePaul	26-5			1-1		
2005-06	DePaul	27-7	11-5 (3rd)	1-1	2-1 (Sweet 16)		
2006-07	DePaul	19-13	8-8 (10th)	1-1	0-1		
2007-08	DePaul	20-12	8-8 (8th)	1-1	0-1		
2008-09	DePaul	23-10	10-6 (4th)	1-1	0-1		
2009-10	DePaul	21-12	9-7 (16th)	1-1	0-1		
2010-11	DePaul	29-7	13-3 (2nd)	1-1	2-1 (Sweet 16)		
2011-12	DePaul	23-11	9-7 (8th)	1-1	1-1		
2012-13	DePaul	21-12	9-7 (16th)	1-1	0-1		
2013-14	DePaul	29-7	15-3 (1st)	3-0	2-1 (Sweet 16)		
2014-15	DePaul	27-8	15-3 (T-1st)	3-0	1-1		
2015-16	DePaul	27-9	16-2 (1st)	1-1	2-1 (Sweet 16)		
2016-17	DePaul	27-8	16-2 (T-1st)	2-1	1-1		
Career	31 years	641-326	139-61	17-10	16-22	2-3	1-2
		.663	.695	.630	.421	(.400)	(.333)

BRUNO'S RECORD

Bruno's Record

Career Record (33 years)

681-356 (.657)

DePaul Record (31 years)

641-326 (.663)

BIG EAST Regular Season Record (12 years)

139-61 (.695)

BIG EAST Tournament Record (12 appearances)

17-10 (.630)

NCAA Record (22 appearances)

16-22 (.421)

WNIT Record (3 appearances)

2-3 (.400)

DEPAUL IN THE BIG EAST

	Overall	BIG EAST	Reg. Seas. Finish
2005-06	27-7	11-5	tied-3rd
2006-07	19-13	8-8	10th
2007-08	20-12	8-8	tied-8th
2008-09	23-10	10-6	tied-4th
2009-10	21-12	9-7	tied-6th
2010-11	29-7	13-3	tied-2nd
2011-12	23-11	9-7	8th
2012-13	21-12	9-7	tied-6th
2013-14	29-7	15-3	1st
2014-15	27-8	15-3	tied-1st
2015-16	27-9	16-2	1st
2016-17	27-8	16-2	tied-1st



RESULTS & STATISTICS

RECORD:	OVERALL	HOME	AWAY	NEUTRAL	ATTENDANCE SUMMARY	GAMES	TOTALS	AVG/GAME
All Games	27-8	13-2	9-5	5-1	Home	15	34819	2321
Conference	16-2	8-1	8-1	0-0	Away	14	26411	1886
Non-Conference	11-6	5-1	1-4	5-1	Neutral	6	4433	739
					Total	35	65663	1876

Date	Time	Opponent	Score	Attend.	High Points	High Rebounds	Date	Time	Opponent	Score	Attend.	High Points	High Rebounds
11/1/16	8:20 pm	APPALACHIAN STATE	W 99-58	2055	(19)MILLENDER, Ashton	(9)STONEWALL, Chante	1/10/17	7:00 pm	* at St. John's	W 78-66	565	(21)SCHULTE, Brooke	(9)GRANT, Jacqui
11/12/16	8:45 pm	UAB	W 90-80	2055	(25)JANUARY, Jessica	(16)GRANT, Jacqui	1/13/17	7:00 pm	* BUTLER	W 100-69	2153	(24)SCHULTE, Brooke	(8)GRANT, Jacqui
11/19/16	7:00 pm	NORTHWESTERN	W 89-66	2342	(25)JANUARY, Jessica	(9)GRANT, Jacqui	1/15/17	2:00 pm	* XAVIER	W 85-69	2311	(28)SCHULTE, Brooke	(13)GRANT, Jacqui
11/25/16	1:30pm	vs Western Kentucky	W 77-69		(25)JANUARY, Jessica	(10)GRANT, Jacqui	1/21/17	7:00 pm	* MARQUETTE	101-102 LOT	2481	(35)SCHULTE, Brooke	(17)GRANT, Jacqui
11/26/16	5:00 pm	vs Baylor	72-104 L		(18)GRANT, Jacqui	(3)SCHULTE, Brooke	1/27/17	7:00 pm	* at Creighton	W 60-56	1313	(14)SCHULTE, Brooke	(11)GRANT, Jacqui
						(3)GRANT, Jacqui	1/29/17	1:00 pm	* at Providence	W 64-55	578	(16)CAMPBELL, Kelly	(10)SCHULTE, Brooke
11/27/16	5:00 pm	vs Syracuse	W 108-84		(21)SCHULTE, Brooke	(8)JANUARY, Jessica	2/3/17	7:00 pm	* ST. JOHN'S	W 54-51	2312	(24)SCHULTE, Brooke	(10)SCHULTE, Brooke
12-01-16	7:00 pm	at Connecticut	46-91 L	6716	(10)CAMPBELL, Kelly	(7)COLEMAN, Amarah							
12/5/16	12:00 pm	PRAIRIE VIEW A&M	W 94-62	3001	(15)MILLENDER, Ashton	(10)ALLEN, Tanita	2/5/17	2:00 pm	* SETON HALL	W 86-60	2006	(22)SCHULTE, Brooke	(14)GRANT, Jacqui
					(15)GRANT, Jacqui		02/10/17	7:00 pm	* at Xavier	W 70-43	2770	(15)SCHULTE, Brooke	(13)GRANT, Jacqui
12/10/16	7:06 pm	NOTRE DAME	61-75 L	3001	(19)SCHULTE, Brooke	(6)SCHULTE, Brooke	02/12/17	1:00 pm	* at Butler	W 92-62	587	(23)SCHULTE, Brooke	(11)SCHULTE, Brooke
					(19)JANUARY, Jessica	(6)JANUARY, Jessica	2/19/17	1:00 pm	* at Marquette	81-96 L	1733	(26)SCHULTE, Brooke	(11)GRANT, Jacqui
						(6)GRANT, Jacqui	2/24/17	7:00 pm	* VILLANOVA	W 77-50	2368	(17)SCHULTE, Brooke	(10)GRANT, Jacqui
12/15/16	9:00pm	at Temple	74-84 L	721	(21)JANUARY, Jessica	(8)JANUARY, Jessica	2/26/17	12:04 pm	* GEORGETOWN	W 79-70	2553	(17)COLEMAN, Amarah	(13)JANUARY, Jessica
12-18-16	2:00 pm	at Loyola-Chicago	W 107-46	321	(16)COLEMAN, Amarah	(6)MCMAHON, Claire	03/05/17	6:00 pm	vs Seton Hall	W 92-60	1922	(20)STONEWALL, Chante	(8)STONEWALL, Chante
					(16)CAMPBELL, Kelly	(6)GRANT, Jacqui	03/06/17	5:30 pm	vs St. John's	W 59-41	2511	(20)JANUARY, Jessica	(8)GRANT, Jacqui
12/20/16	7:00 pm	UT MARTIN	W 100-68	2122	(27)SCHULTE, Brooke	(7)SCHULTE, Brooke	3/7/17	8:00 pm	at Marquette	78-86 L	3166	(23)JANUARY, Jessica	(8)GRANT, Jacqui
						(7)ALLEN, Tanita	03/17/17	11:15 a.m	vs Northern Iowa	W 88-67		(25)ALLEN, Tanita	(11)GRANT, Jacqui
12/28/16	2:00 pm	** at Georgetown	W 76-53	421	(16)COLEMAN, Amarah	(11)ALLEN, Tanita	03/19/17	1:35 pm	at Mississippi State	71-92 L	6035	(18)JANUARY, Jessica	(7)SCHULTE, Brooke
12/30/16	7:00 pm	* at Villanova	W 80-50	635	(23)SCHULTE, Brooke	(10)GRANT, Jacqui							
1/2/17	8:00 pm	* PROVIDENCE	W 61-56	1977	(23)SCHULTE, Brooke	(11)GRANT, Jacqui							
1/4/17	7:00 pm	* CREIGHTON	W 79-65	2082	(30)SCHULTE, Brooke	(12)GRANT, Jacqui							
1/8/17	2:00 pm	* at Seton Hall	W 96-65	850	(30)ALLEN, Tanita	(10)GRANT, Jacqui							

* indicates conference game

PLAYERS RETURNING

No.	Player	GP	GS	Min	Avg	TOTAL			3-PTS			REBOUNDS														
						FG	FGA	Pct	3FG	FGA	Pct	FT	FTA	Pct	Off	Def	Tot	Avg	PF	FO	A	TO	Blk	Stl	Pts	Avg
01	MILLENDER, Ashton	9	9	256	28.4	44	94	.468	26	67	.388	1	2	.500	9	14	23	2.6	20	0	15	14	0	3	115	12.8
		0	0	0	0.0	0	0	.000	0	0	.000	0	0	.000	0	0	0	0.0	0	0	0	0	0	0	0	0.0
10	COLEMAN, Amarah	35	34	827	23.6	136	290	.469	43	113	.381	76	109	.697	47	57	104	3.0	85	3	84	74	5	47	391	11.2
		18	17	470	26.1	78	173	.451	21	59	.356	41	56	.732	27	36	63	3.5	43	1	47	39	3	28	218	12.1
24	ALLEN, Tanita	35	0	778	22.2	121	263	.460	47	117	.402	34	46	.739	65	109	174	5.0	71	2	41	45	18	23	323	9.2
		18	0	464	25.8	70	154	.455	27	70	.386	18	28	.643	38	68	106	5.9	33	0	20	25	9	16	185	10.3
20	CAMPBELL, Kelly	34	19	971	28.6	75	203	.369	49	142	.345	39	49	.796	45	110	155	4.6	77	2	102	36	4	41	238	7.0
		18	16	575	31.9	42	115	.365	26	80	.325	18	22	.818	24	73	97	5.4	37	0	66	27	1	21	128	7.1
21	STONEWALL, Chante	35	0	529	15.1	76	175	.434	18	54	.333	18	36	.500	47	75	122	3.5	64	0	23	35	15	22	188	5.4
		18	0	284	15.8	40	94	.426	10	32	.313	9	18	.500	24	42	66	3.7	38	0	8	17	9	8	99	5.5
05	PROCHASKA, Lauren	33	22	714	21.6	52	142	.366	18	82	.220	18	27	.667	9	55	64	1.9	47	0	102	40	12	28	140	4.2
		18	17	479	26.6	36	100	.360	11	56	.196	13	20	.650	5	34	39	2.2	29	0	69	23	10	16	96	5.3
31	CAGE, Deja	25	0	149	6.0	25	75	.333	13	48	.271	5	8	.625	8	16	24	1.0	15	0	9	12	0	6	68	2.7
		13	0	57	4.4	7	29	.241	1	16	.063	3	4	.750	4	5	9	0.7	6	0	5	6	0	2	18	1.4
33	MCMAHON, Claire	26	0	184	7.1	21	65	.323	15	52	.288	5	8	.625	11	24	35	1.3	20	0	17	14	2	6	62	2.4
		10	0	54	5.4	2	21	.095	2	16	.125	2	2	1.000	1	10	11	1.1	4	0	1	4	1	1	8	0.8

PLAYERS NOT RETURNING

No.	Player	GP	GS	Min	Avg	TOTAL			3-PTS			REBOUNDS														
						FG	FGA	Pct	3FG	FGA	Pct	FT	FTA	Pct	Off	Def	Tot	Avg	PF	FO	A	TO	Blk	Stl	Pts	Avg
22	SCHULTE, Brooke	35	35	1023	29.2	234	463	.505	31	88	.352	69	102	.676	98	110	208	5.9	79	3	96	62	8	38	568	16.2
		18	18	593	32.9	154	288	.535	17	43	.395	50	75	.667	58	70	128	7.1	39	1	62	31	8	21	375	20.8
14	JANUARY, Jessica	20	20	569	28.5	115	264	.436	27	85	.318	43	62	.694	20	86	106	5.3	35	0	129	60	3	38	300	15.0
		3	3	77	25.7	14	25	.560	3	5	.600	4	5	.800	2	17	19	6.3	3	0	19	12	1	5	35	11.7
34	GRANT, Jacqui	35	35	908	25.9	163	388	.420	40	137	.292	46	68	.676	91	207	298	8.5	97	4	58	68	57	35	412	11.8
		18	18	528	29.3	102	229	.445	24	78	.308	22	38	.579	62	123	185	10.3	50	3	26	42	31	15	250	13.9
04	BENNETT-SWANSON, Meri	23	1	117	5.1	8	26	.308	0	2	.000	3	4	.750	6	13	19	0.8	12	0	5	10	4	1	19	0.8
		10	1	44	4.4	2	9	.222	0	2	.000	3	4	.750	2	2	4	0.4	4	0	2	4	2	1	7	0.7
TM	TEAM.....														67	70	137	3.9	0			11			0	
															32	40	72	4.0	0			5			0	
	Total.....	35				1070	2448	.437	327	987	.331	357	521	.685	523	946	1469	42.0	622	14	681	481	128	288	2824	80.7
	Conference-Only...	18				547	1237	.442	142	457	.311	183	272	.673	279	520	799	44.4	286	5	325	235	75	134	1419	78.8
	Opponents.....	35				863	2112	.409	197	581	.339	448	607	.738	367	919	1286	36.7	597	-	406	623	79	225	2371	67.7
	Conference-Only...	18				422	1088	.388	97	295	.329	197	267	.738	174	447	621	34.5	307	7	195	296	43	114	1138	63.2



Georgetown

QUICK FACTS

Location:..... Washington, D.C. 20057
 Nickname:.....Hoyas
 Colors:.....Blue and Gray
 Enrollment:..... 18,459
 Director of Athletics:..... Lee Reed
 Home Court:.....McDonough Arena (2,400)
 Press Row Phone:..... (202) 687-1581
 2016-17 Overall Record:..... 17-13
 2016-17 BIG EAST Record/Finish:..... 9-9/6th
 Letterwinners Returning/Lost:..... 8/6
 Starters Returning/Lost:..... 4/1

COACHING STAFF

Head Coach:..... James Howard
 Alma Mater:..... Greensboro College '91
 Assistant Coach:..... Nikki Reid Geckeler (Georgetown '93)
 Assistant Coach:..... Andre Bolton (Christopher Newport '96)
 Assistant Coach:..... Erin Dickerson (Northwestern '09)
 Director of Basketball Operations: Steve Yang (Missouri State '06)
 Director of Video Operations:.....Helen Tau (Texas '14)
 Assistant Director of Basketball Operations:.. Delaney Osterday (Georgetown '17)

SPORTS INFORMATION

Basketball Office Phone:..... (202) 687-6613
 SID Contact:..... Barbara Barnes
 Office Phone:..... (202) 687-7155
 Cell Phone:..... (202) 716-7760
 E-mail Address:..... bj57@georgetown.edu
 Web Address:..... www.guhoyas.com

DID YOU KNOW?

The Georgetown women's basketball team moved into their new home in the Thompson Center last summer which was constructed adjacent to McDonough Arena. Among the many features, the four-story, 144,000 square-foot facility includes two large practice courts, sports medicine and weight training areas, a Student-Athlete Academic and Leadership Center, numerous team meeting rooms and an auditorium.



LEE REED
 Director of Athletics



JAMES HOWARD
 Head Coach



BARBARA BARNES
 Director of Sports Information

News & Notes

The BIG Picture

The Hoyas are coming off back-to-back national postseason berths (WNIT) and will look to continue the trend under first-year head coach James Howard. Howard takes over for Natasha Adair, who departed for Delaware in May. Previously Georgetown's associate head coach, Howard inherits a talented bunch, including All-BIG EAST honoree Dionna White, talented guard DiDi Burton and post presence Yazmine Belk, but will be forced to overcome some early challenges.

Who's Returning

Dionna White, an All-BIG EAST Second Team pick in 2017, highlights a group of eight returning letterwinners. The junior guard led the league in steals last year and was the No. 4

scorer, averaging 15.2 points per game. Other returners of note include Yazmine Belk, DiDi Burton and Cynthia Petke.

Who's Gone

Georgetown announced in September that three-time All-BIG EAST player Dorothy Adomako is recovering from an injury. Adomako finished as the league's No. 5 scorer in 2016-17. The Hoyas also lose Faith Woodard (14.2 PPG) to graduation.

Storylines

Georgetown seemed to have calmed the rocky waters under Natasha Adair following a stint of four different head coaches in four years, and though the Hoyas now have their fifth in seven seasons, consistency comes in James Howard's familiarity with the players and the program. Howard served as associate head coach the last two seasons on the Hilltop, which saw Georgetown earn back-to-back WNIT bids. Howard will be looked to immediately to steady the ship, which was rocked when the Hoyas announced this fall that standout Dorothy Adomako is recovering from an injury. GU's coffers are not empty, however, as Dionna White is one of the most poised and talented guards in the BIG EAST, while newcomers Mikayla Venson, a transfer from Virginia, and three-time all-state honoree Tatiana Thompson out of Florida, will provide some depth.

DIONNA WHITE

SCHEDULE

November

Date	Day	Opponent	Time	Network TV
14	Tue.	Howard	7 p.m.	
16	Thu.	at Loyola - Maryland	7 p.m.	
19	Sun.	at George Washington	2 p.m.	
24	Fri.	vs. Auburn (Nashville, Tenn.)	7:30 p.m.	
25	Sat.	vs. Chattanooga (Nashville, Tenn.)	7:30 p.m.	
26	Sun.	vs. Northwestern (Nashville, Tenn.)	2 p.m.	
29	Wed.	Florida International	7 p.m.	

December

7	Thu.	Minnesota	7 p.m.	
10	Sun.	at NC State	2 p.m.	
21	Thu.	at VCU	6 p.m.	
28	Thu.	at PROVIDENCE	7 p.m.	BEDN
30	Sat.	at CREIGHTON	2 p.m.	BEDN

January

2	Tue.	XAVIER	2 p.m.	BEDN
5	Fri.	BUTLER	7 p.m.	BEDN
10	Wed.	VILLANOVA	7 p.m.	BEDN
12	Fri.	at ST. JOHN'S	7 p.m.	BEDN
14	Sun.	at SETON HALL	1 p.m.	BEDN
19	Fri.	MARQUETTE	7 p.m.	BEDN
21	Sun.	DePAUL	2 p.m.	CBSSN
26	Fri.	at BUTLER	7 p.m.	BEDN
28	Sun.	at XAVIER	2 p.m.	FS2

February

3	Sat.	at VILLANOVA	1 p.m.	BEDN
9	Fri.	SETON HALL	7 p.m.	BEDN
11	Sun.	ST. JOHN'S	2 p.m.	BEDN
16	Fri.	at DePAUL	8 p.m.	BEDN
18	Sun.	at MARQUETTE	3 p.m.	BEDN
23	Fri.	CREIGHTON	11 a.m.	BEDN
25	Sun.	PROVIDENCE	2 p.m.	BEDN

All dates are subject to change
BIG EAST games in all CAPS



ROSTER

NO.	NAME	POS.	CL.	HT.	HOMETOWN/ PREVIOUS SCHOOL
0	Brianna Jones	G	Jr.	5-9	North Babylon, N.Y./North Babylon (Louisville)
1	Tatiana Thompson	F	Fr.	6-0	Long Beach, Calif./Winter Haven
2	DiDi Burton	G	Sr.	5-5	Baltimore, Md./Baltimore City College Prep
3	Morgan Smith	G	So.	6-0	Upper Marlboro, Md./Riverdale Baptist
5	Cynthia Petke	F	Sr.	6-2	Yaounde, Cameroon (Chipola College)
10	Lexi Kimball	G	Fr.	5-10	Easton, Conn./Green Farms Academy
11	Dionna White	G	Jr.	5-5	Baltimore, Md./Milford Mill
12	Marvellous Osagie-Erese	G	So.	5-4	East Orange, N.J./East Orange STEM Academy
13	Anita Kelava	F	So.	6-3	Zagreb, Croatia/Croatian National Team (Maine)
15	Mikayla Venson	G	Sr.	5-7	Arlington, Va./Yorktown (Virginia)
21	Breonna Mayfield	C	Fr.	6-5	Laurel, Md./Good Counsel
25	Sari Cureton	F	Fr.	6-1	Farmington, Mich./Walled Lake Western
32	Yazmine Belk	C	Sr.	6-3	Queens, N.Y./Nazareth Regional
34	Dorothy Adomako	G	Sr.	6-1	Midlothian, Va./Cosby

Head Coach: James Howard
Assistant Coach: Niki Reid Geckeler
Assistant Coach: Andre Bolton
Assistant Coach: Erin Dickerson
Director of Operations: Steve Yang
Director of Video Operations: Helen Tau
Assistant Director of Basketball Operations: Delaney Osterday



Georgetown

HEAD COACH JAMES HOWARD



PROFILE: Promoted to Head Coach at Georgetown on June 14, 2017

Personal – A native of Washingtonian, Howard has two grown sons, Marco and Michael; he currently resides in Camp Springs, Md., and is engaged to Donna Harris.

Education – Howard received his bachelor's degree from Greensboro College in 1991.

Coaching File – Howard began his coaching career in the men's game as a student assistant coach at Greensboro College (1987-89); he then served as a men's assistant coach at Wesley College for two years, before switching to the women's game in 1991; was the head women's coach at Wesley from 1991-97 where he was 75-69 over six seasons; following his one-year stint at Georgetown, he served as the director of basketball operations (1998-99) at Maryland before being promoted to assistant coach (1999-2000); assistant coach/recruiting coordinator at George Mason (2000-07); spent one season (2007-08) at Delaware State before returning

to the District to coach at Howard; recruiting coordinator and associate head coach at Howard under former Hoya Niki Reid Geckeler (2008-11); Howard came to Georgetown from Bethune-Cookman where he spent four seasons, including three as the associate head coach.

Highlights – The last two seasons, Howard has helped the Hoyas to a 33-27 record and two-consecutive appearances in the Women's National Invitation Tournament (WNIT); coached All-BIG EAST honorees Dorothy Adomako and Dionna White in each of the past two years on the Hilltop; helped bring in two-time All-Mid-Eastern Athletic Conference (MEAC) honoree Kailyn Williams while at Bethune-Cookman; recruited the Howard class that led the way to back-to-back 20-win seasons.

HOWARD'S YEAR-BY-YEAR HISTORY

Year	School	Overall	BIG EAST	BIG EAST Tournament	NCAA Postseason	WNIT Postseason	NWIT Postseason
1991-92	Wesley	13-14					
1992-93	Wesley	22-3					
1993-94	Wesley	5-15					
1994-95	Wesley	9-14					
1995-96	Wesley	14-11					
Career	6 years	75-69					.521

HOWARD'S RECORD

Career Record (6 years)

75-69 (.521)

Georgetown Record (First Season)

n/a

BIG EAST Regular Season Record (First Season)

n/a

BIG EAST Tournament (First Season) n/a

NCAA Record n/a

WNIT Record n/a

GEORGETOWN IN THE BIG EAST

	Overall	BIG EAST	Reg. Seas. Finish
1982-83	10-15	3-5	tied-6th
1983-84	10-15	2-6	tied-7th
1984-85	7-21	3-13	8th
1985-86	8-20	3-13	8th
1986-87	7-21	4-12	7th
1987-88	7-21	3-13	9th
1988-89	13-16	4-12	8th
1989-90	13-14	5-11	tied-7th
1990-91	12-15	5-11	7th
1991-92	20-8	13-5	tied-2nd
1992-93	23-7	15-3	tied-1st
1993-94	12-15	6-12	8th
1994-95	11-17	6-12	7th
1995-96	12-15	7-11	6th BE 7
1996-97	17-11	9-9	1st BE 7
1997-98	9-19	5-13	6th BE 7
1998-99	18-12	10-8	5th
1999-00	17-13	9-7	5th
2000-01	17-15	6-10	tied-8th
2001-02	12-16	4-12	12th
2002-03	15-14	6-10	9th
2003-04	13-15	7-9	9th
2004-05	12-16	7-9	tied-6th
2005-06	10-17	3-13	tied-13th
2006-07	13-16	3-13	tied-13th
2007-08	15-14	5-11	tied-11th
2008-09	20-14	7-9	tied-9th
2009-10	26-7	13-3	tied-2nd
2010-11	24-11	9-7	tied-7th
2011-12	23-9	11-5	tied-4th
2012-13	15-16	5-11	tied-11th
2013-14	11-21	4-14	8th
2014-15	4-27	2-16	10th
2015-16	16-14	9-9	T-5th
2016-17	17-13	9-9	6th



RESULTS & STATISTICS

RECORD:	OVERALL	HOME	AWAY	NEUTRAL	ATTENDANCE SUMMARY	GAMES	TOTALS	AVG/GAME
All Games	17-13	8-5	7-8	2-0	Home	13	1130	856
Conference	9-9	5-4	4-5	0-0	Away	15	20582	1372
Non-Conference	8-4	3-1	3-3	2-0	Neutral	2	0	0
					Total	30	31712	1057

Date	Time	Opponent	Score	Attend.	High Points	High Rebounds
11/1/16	7:00 pm	GEORGE WASHINGTON	W 72-57	1413	(22)WOODARD, Faith	(11)ADOMAKO, Dorothy (11)WOODARD, Faith
11/13/16	4:00 pm	at Virginia Tech	63-73 L	2285	(19)WHITE, Dionna	(8)ADOMAKO, Dorothy (8)WOODARD, Faith
11/18/16	4:00 pm	at Minnesota	60-68 L	3011	(18)WHITE, Dionna	(12)WOODARD, Faith (7)PETKE, Cynthia
11/22/16	7:00 pm	at FIU	W 66-53	436	(20)WOODARD, Faith	(7)WOODARD, Faith (7)PETKE, Cynthia
11/24/16	11:00 am	vs Wright State	W 67-60		(23)WOODARD, Faith	(9)ADOMAKO, Dorothy (9)WOODARD, Faith
11/25/16	1:15 pm	vs Penn State	W 68-54		(21)WHITE, Dionna	(9)WOODARD, Faith (11)WOODARD, Faith
11/30/16	12:05 pm	at Towson	W 75-59	1357	(17)ADOMAKO, Dorothy	(11)WOODARD, Faith (18)WHITE, Dionna
12/4/16	2:00 pm	at Delaware	W 54-46	1368	(18)WHITE, Dionna	(9)WOODARD, Faith (10)WOODARD, Faith
12/08/16	7:00 pm	GEORGE MASON	W 69-56	673	(25)ADOMAKO, Dorothy	(10)WOODARD, Faith (10)WOODARD, Faith
12/11/16	2:00 pm	ALABAMA	W 70-59	819	(20)ADOMAKO, Dorothy	(10)WOODARD, Faith (9)ADOMAKO, Dorothy
12/28/16	2:00 pm	** DEPAUL	53-76 L	421	(18)WHITE, Dionna	(9)ADOMAKO, Dorothy (13)PETKE, Cynthia
12/30/16	2:00 pm	* MARQUETTE	77-84 L	319	(19)BURTON, DiDi	(13)PETKE, Cynthia (9)ADOMAKO, Dorothy
01/04/17	7:00 pm	* at Villanova	50-71 L	435	(18)WHITE, Dionna	(9)ADOMAKO, Dorothy (8)ADOMAKO, Dorothy
1/8/17	1:00 pm	* at Creighton	68-70 LOT	872	(19)BURTON, DiDi	(8)ADOMAKO, Dorothy (12)ADOMAKO, Dorothy
1/10/17	7:00 pm	* at Providence	W 71-39	380	(22)WOODARD, Faith	(12)ADOMAKO, Dorothy (11)PETKE, Cynthia
01/13/17	7:00 pm	* ST. JOHN'S	66-71 L	709	(19)ADOMAKO, Dorothy	(11)PETKE, Cynthia (19)WHITE, Dionna

Date	Time	Opponent	Score	Attend.	High Points	High Rebounds
01/15/17	2:00 pm	* SETON HALL	W 77-58	977	(20)JONES, Mykia	(8)WOODARD, Faith
01/20/17	8:00 pm	* at Xavier	WOT 69-64	1730	(18)ADOMAKO, Dorothy	(12)WOODARD, Faith (12)PETKE, Cynthia
01/22/17	1:00 pm	* at Butler	W 58-52	453	(29)WHITE, Dionna	(8)WHITE, Dionna (21)WHITE, Dionna
01/28/17	1:00 pm	* VILLANOVA	W 54-49	1311	(21)WHITE, Dionna	(11)PETKE, Cynthia (14)PETKE, Cynthia
02/03/17	12:00 pm	* PROVIDENCE	WOT 72-70	2117	(17)WOODARD, Faith	(14)PETKE, Cynthia (10)WHITE, Dionna
02/05/17	1:00 pm	* CREIGHTON	59-67 L	691	(19)ADOMAKO, Dorothy	(10)WHITE, Dionna (9)PETKE, Cynthia
02/10/17	7:00 pm	* at Seton Hall	W 77-60	1010	(19)WOODARD, Faith	(9)WHITE, Dionna (7)PETKE, Cynthia
2/12/17	2:00 pm	* at St. John's	54-65 L	721	(21)ADOMAKO, Dorothy	(7)PETKE, Cynthia (7)WOODARD, Faith
02/17/17	7:00 pm	* BUTLER	W 83-72	511	(21)ADOMAKO, Dorothy	(12)PETKE, Cynthia (7)PETKE, Cynthia
02/19/17	2:00 pm	* XAVIER	W 81-63	891	(18)WOODARD, Faith	(7)WOODARD, Faith (9)ADOMAKO, Dorothy
2/24/17	7:00 pm	* at Marquette	70-80 L	1156	(21)ADOMAKO, Dorothy	(9)ADOMAKO, Dorothy (11)WOODARD, Faith
2/25/17	12:04 pm	* at DePaul	70-79 L	2553	(31)WOODARD, Faith	(11)WOODARD, Faith (7)PETKE, Cynthia
03/05/17	2:30 pm	at Marquette	66-80 L	2815	(17)WHITE, Dionna	(7)WOODARD, Faith (9)PETKE, Cynthia
03/17/17	7:00 pm	FORDHAM	49-60 L	278	(17)WHITE, Dionna	(9)PETKE, Cynthia (17)ADOMAKO, Dorothy

* indicates conference game

PLAYERS RETURNING

No.	Player	GP	GS	Min	Avg	TOTAL		3-PTS		FT	FTA	Pct	REBOUNDS				PF	FO	A	TO	Blk	Stl	Pts	Avg		
						FG	FGA	Pct	3FG				FGA	Pct	Off	Def									Tot	Avg
11	WHITE, Dionna Conference-Only...	29	29	969	33.4	160	425	.376	46	139	.331	76	100	.760	34	113	147	5.1	82	4	92	66	16	97	442	15.2
		17	17	563	33.1	93	244	.381	22	65	.338	53	70	.757	21	64	85	5.0	45	3	51	37	7	53	261	15.4
34	ADOMAKO, Dorothy Conference-Only...	30	29	941	31.4	168	410	.410	34	117	.291	74	95	.779	68	123	191	6.4	88	3	49	63	38	17	444	14.8
		18	17	557	30.9	99	251	.394	18	67	.269	44	57	.772	33	71	104	5.8	53	3	26	32	22	11	260	14.4
02	BURTON, DiDi Conference-Only...	30	29	825	27.5	68	201	.338	10	34	.294	24	40	.600	14	45	59	2.0	67	1	103	53	1	47	170	5.7
		18	17	493	27.4	47	139	.338	4	18	.222	12	21	.571	8	30	38	2.1	31	0	50	33	0	28	110	6.1
05	PETKE, Cynthia Conference-Only...	30	15	679	22.6	61	160	.381	1	6	.167	23	30	.767	86	108	194	6.5	69	2	21	35	2	23	146	4.9
		18	13	489	27.2	43	114	.377	1	6	.167	16	22	.727	60	78	138	7.7	46	1	13	21	2	18	103	5.7
32	BELK, Yazmine Conference-Only...	9	2	96	10.7	10	22	.455	0	1	.000	1	2	.500	10	15	25	2.8	14	0	5	5	6	4	21	2.3
		6	0	72	12.0	5	13	.385	0	1	.000	1	2	.500	9	12	21	3.5	8	0	5	5	5	2	11	1.8
12	OSAGIE-ERESE, Marvel Conference-Only...	7	0	12	1.7	0	6	.000	0	5	.000	1	2	.500	1	2	3	0.4	1	0	0	4	0	0	1	0.1
		6	0	12	2.0	0	5	.000	0	4	.000	1	2	.500	1	2	3	0.5	1	0	0	4	0	0	1	0.2

PLAYERS NOT RETURNING

No.	Player	GP	GS	Min	Avg	TOTAL		3-PTS		FT	FTA	Pct	REBOUNDS				PF	FO	A	TO	Blk	Stl	Pts	Avg		
						FG	FGA	Pct	3FG				FGA	Pct	Off	Def									Tot	Avg
24	WOODARD, Faith Conference-Only...	30	30	1001	33.4	158	341	.463	22	67	.328	91	144	.632	92	137	229	7.6	69	1	37	65	47	47	429	14.3
		18	18	604	33.6	92	191	.482	11	39	.282	60	96	.625	51	74	125	6.9	35	0	20	34	25	31	255	14.2
04	JONES, Mykia Conference-Only...	30	1	469	15.6	55	159	.346	34	99	.343	12	19	.632	9	37	46	1.5	61	1	32	24	1	14	156	5.2
		18	1	291	16.2	36	92	.391	23	56	.411	9	13	.692	5	25	30	1.7	39	1	24	14	1	9	104	5.8
13	MARTIN, Jade Conference-Only...	30	1	394	13.1	26	66	.394	1	5	.200	15	38	.395	30	50	80	2.7	44	1	11	22	18	21	68	2.3
		18	1	247	13.7	13	38	.342	0	2	.000	10	28	.357	14	32	46	2.6	31	1	5	12	14	14	36	2.0
03	KING, Tyshell Conference-Only...	27	2	287	10.6	18	79	.228	7	43	.163	12	16	.750	10	17	27	1.0	34	0	11	9	0	9	55	2.0
		15	2	199	13.3	16	58	.276	6	26	.231	8	12	.667	6	13	19	1.3	20	0	9	4	0	8	46	3.1
42	RAMIL, Olivia Conference-Only...	21	12	206	9.8	19	52	.365	0	5	.000	0	1	.000	19	20	39	1.9	28	1	1	12	6	5	38	1.8
		11	4	58	5.3	5	19	.263	0	0	.000	0	0	.000	10	5	15	1.4	5	0	0	1	1	1	10	0.9
33	SMITH, Morgan Conference-Only...	15	0	94	6.3	6	18	.333	0	5	.000	0	0	.000	7	9	16	1.1	9	0	2	9	0	3	12	0.8
		9	0	67	7.4	6	14	.429	0	2	.000	0	0	.000	6	8	14	1.6	9	0	1	6	0	3	12	1.3
44	RAMIL, Jodi-Marie Conference-Only...	14	0	102	7.3	3	17	.176	0	0	.000	0	0	.000	3	6	9	0.6	8	0	0	6	0	3	6	0.4
		6	0	23	3.8	0	7	.000	0	0	.000	0	0	.000	0	1	1	0.2	3	0	0	2	0	0	0	0.0
TM	TEAM.....													76	52	128	4.3	0			10			0		
	Conference-Only...													44	33	77	4.3	0			5			0		
	Total.....	30				752	1956	.384	155	526	.295	329	487	.676	459	734	1193	39.8	574	14	364	383	135	290	1988	66.3
	Conference-Only...	18				455	1185	.384	85	286	.297	214	323	.663	268	448	716	39.8	326	9	204	210	77	178	1209	67.2
	Opponents.....	30				688	1673	.411	173	519	.333	366	531	.689	330	805	1135	37.8	500	-	436	507	109	160	1915	63.8
	Conference-Only...	18				435	1022	.426	118	341	.346	202	293	.689	186	503	689	38.3	313	6	281	303	80	96	1190	66.1



Marquette

QUICK FACTS

Location	Milwaukee, Wis.
Nickname	Golden Eagles
Colors	Blue and Gold
Enrollment	11,782
VP/Director of Athletics	Bill Scholl
Home Court	Al McGuire Center
Press Row Phone	414-288-0340
2016-17 Overall Record:	25-8
2016-17 BIG EAST Record/Finish:	13-5/3rd
Letterwinners Returning/Lost	10/3
Starters Returning/Lost	4/1

COACHING STAFF

Head coach:	Carolyn Kieger
Alma Mater:	Marquette '06
Assistant Coach:	Ginny Boggess (Wingate '03)
Assistant Coach:	Scott Merritt (Marquette '04)
Assistant Coach:	Vernette Skeete (Alcorn State '05)
Director of Program Development: ..	Rachel Sander (Miami '04)
Director of Basketball Operations: ..	Pam Brown (Charlotte '06)

SPORTS INFORMATION

Basketball Office Phone	414-288-5784
Media Relations Contact	Megan O'Shea
Office Phone	414-288-7419
Media Relations Fax	414-288-6519
Personal Phone	812-369-0311
Email Address	megan.oshea@marquette.edu
Website	www.GoMarquette.com



BILL SCHOLL
VP/Director of Athletics



CAROLYN KIEGER
Head Coach



MEGAN O'SHEA
Assistant Director of Media Relations

News & Notes

The BIG Picture

The Golden Eagles are coming off their most successful season since joining the BIG EAST prior to the 2005-06 season. Among the highlights: 2017 BIG EAST Tournament Champions, 2017 NCAA Tournament berth, highest win total since 2006-07, 6-0 record against top-25 teams and first national ranking since April 2011. The great news for fourth-year head coach Carolyn Kieger, a former Marquette standout herself, MU's top-five scorers are back in 2017-18, as only one significant contributor graduated this spring.

Who's Returning

The Golden Eagles have one of the deepest and most talented returning classes, highlighted by the league's overall leading scorer in Allazia Blockton. Blockton, a unanimous All-BIG EAST First Team selection in 2017, headlines a Marquette junior class which includes all-league second team pick Erika Davenport, honorable mention honoree Natisha Hiedeman, and BIG EAST Tournament Most Outstanding Player Amani Wilborn. Also of note, Danielle King and Shantelle Valentine.

Who's Gone

Marquette loses just one significant contributor in McKayla Yentz. Yentz started 31 games and averaged 8.1 points and 3.9 rebounds. Yentz had a tendency to hit big shots just when the Golden Eagles needed them most.

Storylines

Marquette enters the season with a target on its back for the first time in quite a while. The Golden Eagles return over 85 percent of their scoring last year, including four of five starters and all three of their All-BIG EAST selections. Coming off its first BIG EAST Tournament title, Marquette could be odds-on favorites to win it a second straight year with the incredible depth and talent it has returning. The Golden Eagles will be heavily tested before BIG EAST play, however, with matchups against Tennessee and Notre Dame among the challenges in their nonconference slate.

DID YOU KNOW?

Marquette posted one of its finest seasons in program history in 2016-17, which included an NCAA Tournament berth, BIG EAST Tournament title and a combined 6-0 record against top-25 teams.



NATISHA HIEDEMAN

SCHEDULE

November

Date	Day	Opponent	Time	Network TV
13	Mon.	at New Mexico	9 p.m.	
19	Sun.	Loyola Maryland	4 p.m.	
23	Thu.	vs. Tennessee (Cancun, Mexico)	6:30 p.m.	
24	Fri.	vs. Montana (Cancun, Mexico)	9 p.m.	
28	Tue.	Loyola Chicago	12:30 p.m.	

December

2	Sat.	at Wisconsin - Green Bay	2 p.m.	
4	Mon.	Wisconsin	8 p.m.	
7	Thu.	at Michigan	7 p.m.	
10	Sun.	Army	4 p.m.	
17	Sun.	at Wisconsin - Milwaukee	5 p.m.	
20	Wed.	at Notre Dame	3 p.m.	
28	Thu.	ST. JOHN'S	8:30 p.m.	FS2
30	Sat.	SETON HALL	7:30 p.m.	BEDN

January

4	Thurs	DePAUL	8 p.m.	BEDN
7	Sun.	at CREIGHTON	2 p.m.	FS2
10	Wed.	at PROVIDENCE	7 p.m.	BEDN
12	Fri.	BUTLER	8 p.m.	BEDN
14	Sun.	XAVIER	3 p.m.	BEDN
19	Fri.	at GEORGETOWN	7 p.m.	BEDN
21	Sun.	at VILLANOVA	Noon	FS1
29	Mon.	at DePAUL	9 p.m.	FS1

February

2	Fri.	PROVIDENCE	8 p.m.	BEDN
4	Sun.	CREIGHTON	3 p.m.	BEDN
9	Fri.	at XAVIER	8 p.m.	FS2
11	Sun.	at BUTLER	1 p.m.	BEDN
16	Fri.	VILLANOVA	8 p.m.	BEDN
18	Sun.	GEORGETOWN	3 p.m.	BEDN
23	Fri.	at SETON HALL	7 p.m.	BEDN
25	Sun.	at ST. JOHN'S	2 p.m.	BEDN

All dates are subject to change
BIG EAST games in all CAPS



ROSTER

NO.	NAME	POS.	CL.	HT.	HOMETOWN/ PREVIOUS SCHOOL
0	Tori McCoy	F	So.	6-4	Champaign, Ill./Saint Thomas More (Ohio State)
1	Danielle King	G	Jr.	5-5	Chicago, Ill./Bloom Township
5	Natisha Hiedeman	G	Jr.	5-8	Green Bay, Wis./Green Bay Southwest
10	Sandra Dahling	F	Jr.	5-9	Stockholm, Sweden/Soina Gymnasium
11	Allazia Blockton	G	Jr.	6-0	Milwaukee, Wis./Dominican
12	Erika Davenport	F	Jr.	5-11	Clarkston, Mich./Clarkston
13	Olivia Moskari	G	Jr.	5-9	Helsinki, Finland/Makelanrinteen Lukio
15	Amani Wilborn	G	Jr.	5-9	Milwaukee, Wis./Riverside University
20	Altia Anderson	F	So.	6-2	Bridgeville, Del./Woodbridge
24	Selena Lott	G	Fr.	5-11	East Greenbush, N.Y./Columbia
30	Isabelle Spingola	G	So.	6-0	Chicago, Ill./Whitney Young
31	Shantelle Valentine	C	Sr.	6-3	Brampton, Ontario, Canada/St. Roch
35	Myriama Smith Traore	F	Fr.	6-2	Whitewater, Wis./Whitewater
42	Lauren Van Kleunen	G	R-Fr.	6-2	Mason, Ohio/Mason

Head Coach: Carolyn Kieger
Assistant Coach: Ginny Boggess
Assistant Coach: Scott Merritt
Assistant Coach: Vernetta Skeete
Director of Program Development: Rachel Sander
Director of Operations: Pam Brown
Video Coordinator: Rob Carver



Marquette

HEAD COACH CAROLYN KIEGER



PROFILE: Hired at Marquette May 1, 2014

Personal - Native of Roseville, Minn.

Education - Kieger graduated Cum Laude from Marquette in 2006, earning her bachelor's degree in broadcasting and electronic communications.

Playing Career - Kieger was a four-year starter and three-year captain for Marquette (2002-06); MU's all-time assists leader; only player in program history with at least 1,200 points, 400 rebounds and 600 assists in their career; three-time all-league selection; finalist for Nancy Lieberman Award in 2005-06; 2006 BIG EAST Sportsmanship Award recipient; McCahill Award recipient which recognizes a graduated senior who demonstrated the highest performance in scholarship, leadership and athletics at Marquette.

Coaching File - Kieger became Marquette's fifth head coach on May 1, 2014; spent the last six seasons (2008-14) as an assistant coach at the University of Miami; previously served as the Hurricanes' coordinator of basketball operations in 2006-07; Marquette's Director of Operations during the 2007-08 season.

Highlights - Led the Golden Eagles in their finest season since joining the BIG EAST in 2016-17, which included the program's first BIG EAST Tournament title and its first NCAA Championship berth since 2011; the 2016-17 season roster featured just one senior, with the majority of contributions coming from sophomores; earned back-to-back wins over top-25 teams in the nonconference portion in 2016-17; went 6-0 against the top-25 overall; earned a three-game season sweep over nationally ranked DePaul, the first team to do so since realignment; cracked the USA Today Top 25 on March 13, 2017, for the first time since April 2011; coached three All-BIG EAST players in 2017, including unanimous First Team pick Allazia Blockton; Blockton broke the 21-year old BIG EAST rookie scoring record in 2015-16 and was voted BIG EAST Freshman of the Year in Kieger's second season on the sideline; as an assistant at Miami, Kieger was primarily responsible for guard development; star Hurricane guard Shenise Johnson became an All-American under her tutelage and was honored as the ACC Player of the Year (2010-11); Miami was crowned ACC regular-season champions in 2011; coached All-ACC First Team selection and ACC scoring champion Riquna Williams.

KIEGER'S RECORD

Career Record (3 years)

48-46 (.511)

Marquette Record (3 years)

48-46 (.511)

BIG EAST Regular Season Record (3 years)

26-28 (.481)

BIG EAST Tournament Record (3 appearances)

4-2 (.667)

NCAA Record (1 appearance)

0-1 (.000)

WNIT Record

n/a

MARQUETTE IN THE BIG EAST

	Overall	BIG EAST	Reg. Seas. Finish
2005-06	22-11	9-7	Tied-6th
2006-07	26-7	12-4	Tied-2nd
2007-08	21-14	8-8	tied-8th
2008-09	17-16	7-9	tied-9th
2009-10	17-16	6-10	tied-10th
2010-11	24-9	10-6	tied-5th
2011-12	14-17	4-12	14th
2012-13	16-16	7-9	tied-9th
2013-14	22-11	11-7	5th
2014-15	9-22	4-14	8th
2015-16	14-16	9-9	T-5th
2016-17	25-8	13-5	3rd

KIEGER'S YEAR-BY-YEAR HISTORY

Year	School	Overall	BIG EAST	BIG EAST Tournament	NCAA Postseason	WNIT Postseason
2014-15	Marquette	9-22	4-14 (8th)	1-1		
2015-16	Marquette	14-16	9-9 (T-5th)	0-1		
2016-17	Marquette	25-8	13-5 (3rd)	3-0	0-1	
Career	3 Years	48-46	26-28	4-2	0-1	
		.511	.481	.667	.000	



RESULTS & STATISTICS

RECORD:	OVERALL	HOME	AWAY	NEUTRAL	ATTENDANCE SUMMARY	GAMES	TOTALS	AVG/GAME
All Games	25-8	16-3	9-3	0-2	Home	19	33981	1788
Conference	13-5	7-2	6-3	0-0	Away	12	17436	1453
Non-Conference	12-3	9-1	3-0	0-2	Neutral	2	2009	1004
					Total	33	53426	1619

Date	Time	Opponent	Score	Attend.	High Points	High Rebounds
11/1/16	7:00 p.m	LONGWOOD	W 87-37	1225	(19)BLOCKTON, Allazia	(10)DAVENPORT, Erika
11/15/16	7 p.m.	ST. FRANCIS (PA)	W 104-91	841	(24)BLOCKTON, Allazia	(11)DAVENPORT, Erika
11/19/16	2 p.m.	ARIZONA STATE	W 75-63	2109	(23)HIEDEMAN, Natisha	(10)DAVENPORT, Erika
11/22/16	6 p.m.	at Oregon State	W 74-73	2884	(24)HIEDEMAN, Natisha	(10)DAVENPORT, Erika
11/25/16	4:05 pm	vs Santa Clara	62-65 L		(24)BLOCKTON, Allazia	(9)DAVENPORT, Erika
11/26/16	3:35 pm	at Pacific	W 89-75	400	(20)BLOCKTON, Allazia	(11)HIEDEMAN, Natisha
12/2/16	7:00 p.m	WESTERN ILLINOIS	W 77-61	1222	(15)BLOCKTON, Allazia	(18)HIEDEMAN, Natisha
12/6/16	7:30 p.m	GREEN BAY	63-78 L	903	(17)HIEDEMAN, Natisha	(7)DAVENPORT, Erika
12/11/16	1:05 pm	at Wisconsin	W 81-75	4974	(24)BLOCKTON, Allazia	(10)DAVENPORT, Erika
12/18/16	3:00 p.m	MILWAUKEE	W 85-74	1218	(18)HIEDEMAN, Natisha	(9)DAVENPORT, Erika
12/21/16	11:30 a.	NEW MEXICO	W 62-52	3700	(16)YENTZ, McKayla	(13)DAVENPORT, Erika
12/28/16	12:00 p.	* at Villanova	W 77-71	509	(21)BLOCKTON, Allazia	(15)DAVENPORT, Erika
12/30/16	2 p.m.	* at Georgetown	W 84-77	319	(21)BLOCKTON, Allazia	(14)DAVENPORT, Erika
1/2/17	7:30 p.m	* CREIGHTON	63-83 L	1144	(14)WILBORN, Amani	(8)DAVENPORT, Erika
1/4/17	7:00 p.m	* PROVIDENCE	W 79-74	1041	(18)BLOCKTON, Allazia	(10)DAVENPORT, Erika
1/8/17	2:00 p.m	* at St. John's	64-70 L	542	(20)BLOCKTON, Allazia	(8)BLOCKTON, Allazia
01/10/17	7 p.m.	* at Seton Hall	W 83-77	744	(24)HIEDEMAN, Natisha	(8)DAVENPORT, Erika
1/13/17	7:00 p.m	* XAVIER	W 85-61	2419	(19)BLOCKTON, Allazia	(12)DAVENPORT, Erika

Date	Time	Opponent	Score	Attend.	High Points	High Rebounds
1/15/17	12:00 pm	* BUTLER	W 91-53	1415	(20)BLOCKTON, Allazia	(12)DAVENPORT, Erika
1/21/17	7:00 PM	* at DePaul	WOT 102-101	2481	(27)KING, Danielle	(8)WILBORN, Amani
1/27/17	7:00 p.m	* at Providence	64-66 L	520	(17)BLOCKTON, Allazia	(6)DAVENPORT, Erika
1/29/17	1:00 pm	* at Creighton	77-80 L	996	(25)BLOCKTON, Allazia	(13)DAVENPORT, Erika
2/3/17	11:30 am	* SETON HALL	W 103-60	2524	(21)SPINGOLA, Isabelle	(8)DAVENPORT, Erika
2/5/17	1:00 p.m	* ST. JOHN'S	72-82 L	1225	(19)HIEDEMAN, Natisha	(9)BLOCKTON, Allazia
02/10/17	7:00 PM	* at Butler	W 72-66	882	(19)DAVENPORT, Erika	(11)DAVENPORT, Erika
02/12/17	2 p.m.	* at Xavier	W 86-71	2185	(22)BLOCKTON, Allazia	(12)DAVENPORT, Erika
2/19/17	1:00 pm	* DEPAUL	W 96-81	1733	(28)KING, Danielle	(9)DAVENPORT, Erika
2/24/17	7:00 pm	* GEORGETOWN	W 80-70	1156	(18)HIEDEMAN, Natisha	(11)DAVENPORT, Erika
2/26/17	2 p.m.	* VILLANOVA	W 62-53	1614	(16)BLOCKTON, Allazia	(13)YENTZ, McKayla
03/05/17	2:30 p.m	GEORGETOWN	W 80-66	2815	(20)BLOCKTON, Allazia	(12)WILBORN, Amani
03/06/17	3 p.m.	CREIGHTON	W 72-65	2511	(21)WILBORN, Amani	(8)DAVENPORT, Erika
3/7/17	8:00 p.m	DEPAUL	W 86-78	3166	(28)HIEDEMAN, Natisha	(8)WILBORN, Amani
03/18/17	1:30 p.m	vs Quinnipiac	65-68 L	2009	(21)DAVENPORT, Erika	(8)DAVENPORT, Erika

* indicates conference game

PLAYERS RETURNING		TOTAL										3-PTS			REBOUNDS											
No.	Player	GP	GS	Min	Avg	FG	FGA	Pct	3FG	FGA	Pct	FT	FTA	Pct	Off	Def	Tot	Avg	PF	FO	A	TO	Blk	Stl	Pts	Avg
11	BLOCKTON, Allazia	33	30	1024	31.0	225	478	.471	14	55	.255	101	131	.771	55	143	198	6.0	71	0	107	69	1	32	565	17.1
	Conference-Only...	18	15	560	31.1	125	273	.458	7	35	.200	52	70	.743	26	82	108	6.0	35	0	58	37	0	19	309	17.2
05	HIEDEMAN, Natisha	32	31	1053	32.9	153	370	.414	75	205	.366	63	85	.741	27	135	162	5.1	58	1	111	65	15	47	444	13.9
	Conference-Only...	17	16	554	32.6	82	203	.404	36	105	.343	26	40	.650	10	65	75	4.4	33	1	56	27	8	21	226	13.3
12	DAVENPORT, Erika	33	29	891	27.0	182	317	.574	0	1	.000	73	114	.640	124	181	305	9.2	77	1	49	78	14	28	437	13.2
	Conference-Only...	18	16	480	26.7	99	170	.582	0	1	.000	43	64	.672	77	92	169	9.4	39	0	34	43	8	14	241	13.4
01	KING, Danielle	33	31	1085	32.9	133	290	.459	35	89	.393	64	80	.800	30	105	135	4.1	67	1	131	58	1	34	365	11.1
	Conference-Only...	18	18	611	33.9	85	177	.480	21	51	.412	36	44	.818	15	66	81	4.5	35	0	71	27	0	21	227	12.6
15	WILBORN, Amani	33	9	872	26.4	123	274	.449	12	53	.226	64	83	.771	29	111	140	4.2	69	1	109	58	5	33	322	9.8
	Conference-Only...	18	5	471	26.2	63	146	.432	11	38	.289	35	48	.729	18	54	72	4.0	37	1	56	24	4	13	172	9.6
30	SPINGOLA, Isabelle	27	0	169	6.3	24	59	.407	15	40	.375	3	4	.750	3	13	16	0.6	8	0	4	6	2	6	66	2.4
	Conference-Only...	16	0	102	6.4	17	36	.472	11	22	.500	0	0	.000	1	4	5	0.3	2	0	1	5	0	3	45	2.8
31	VALENTINE, Shantelle	33	3	391	11.8	33	61	.541	0	0	.000	14	21	.667	31	40	71	2.2	47	1	9	20	5	9	80	2.4
	Conference-Only...	18	3	204	11.3	10	25	.400	0	0	.000	8	11	.727	13	25	38	2.1	34	1	4	11	1	1	28	1.6
20	ANDERSON, Altia	20	0	89	4.5	10	16	.625	0	1	.000	4	7	.571	10	7	17	0.9	19	0	1	5	4	4	24	1.2
	Conference-Only...	12	0	60	5.0	8	9	.889	0	0	.000	4	7	.571	5	4	9	0.8	12	0	0	4	2	3	20	1.7
13	MOSKARI, Olivia	8	0	56	7.0	2	16	.125	1	15	.067	2	2	1.000	0	3	3	0.4	4	0	3	2	0	1	7	0.9
	Conference-Only...	0	0	0	0.0	0	0	.000	0	0	.000	0	0	.000	0	0	0	0.0	0	0	0	0	0	0	0	0.0
10	DAHLING, Sandra	15	1	62	4.1	1	15	.067	0	12	.000	6	7	.857	4	5	9	0.6	5	0	1	4	0	0	8	0.5
	Conference-Only...	8	1	32	4.0	0	7	.000	0	6	.000	2	2	1.000	2	2	4	0.5	2	0	0	3	0	0	2	0.3
PLAYERS NOT RETURNING		TOTAL										3-PTS			REBOUNDS											
No.	Player	GP	GS	Min	Avg	FG	FGA	Pct	3FG	FGA	Pct	FT	FTA	Pct	Off	Def	Tot	Avg	PF	FO	A	TO	Blk	Stl	Pts	Avg
03	YENTZ, McKayla	33	31	874	26.5	89	222	.401	72	184	.391	16	19	.842	28	101	129	3.9	61	1	20	16	13	25	266	8.1
	Conference-Only...	18	16	508	28.2	50	123	.407	45	111	.405	12	14	.857	12	69	81	4.5	27	0	11	9	9	11	157	8.7
32	GIBSON, Chelsey	10	0	36	3.6	5	11	.455	0	0	.000	2	6	.333	3	5	8	0.8	6	0	2	4	2	2	12	1.2
	Conference-Only...	8	0	25	3.1	3	5	.600	0	0	.000	1	2	.500	2	4	6	0.8	4	0	1	3	1	1	7	0.9
44	MANDEL, Meghan	9	0	24	2.7	2	5	.400	0	0	.000	2	6	.333	4	7	11	1.2	4	0	1	3	2	1	6	0.7
	Conference-Only...	6	0	18	3.0	2	4	.500	0	0	.000	2	2	1.000	2	6	8	1.3	3	0	1	2	1	1	6	1.0
TM	TEAM.....														49	69	118	3.6	0			9			0	
	Conference-Only...														24	33	57	3.2	0			5			0	
	Total.....	33				982	2134	.460	224	655	.342	414	565	.733	397	925	1322	40.1	496	6	548	397	64	222	2602	78.8
	Conference-Only...	18				544	1178	.462	151	369	.355	221	304	.727	207	506	715	39.6	263	3	293	200	34	108	1440	80.0
	Opponents.....	33				883	2115	.417	247	753	.328	304	435	.699	333	816	1149	34.8	531	-	537	434	122	171	2317	70.2
	Conference-Only...	18				504	1173	.430	135	402	.336	153	227	.674	175	460	635	35.3	286	5	301	212	75	87	1296	72.0



Providence

QUICK FACTS

Location: Providence, R.I. 02918
 Nickname: Friars
 Colors: Black, White & Silver
 Enrollment: 3,897
 Director of Athletics: Robert G. Driscoll Jr.
 Home Court: Alumni Hall/Mullaney Gym (1,854)
 Press Row Phone: (401) 865-1787
 2016-17 Overall Record: 12-18
 2016-17 BIG EAST Record/Finish: 4-14/T-7th
 Letterwinners Returning/Lost: 6/3
 Starters Returning/Lost: 4/2

COACHING STAFF

Head Coach: Jim Crowley
 Alma Mater: Keuka College '93
 Associate Head Coach: Priscilla Edwards (St. Bonaventure '08)
 Assistant Coach: Tiara Johnson (St. Bonaventure '10)
 Assistant Coach: Jessica Jenkins (St. Bonaventure '12)
 Coordinator of Women's Basketball Operations: Jennifer Nabrizny (St. Bonaventure '12)
 Associate Director of Player Development: Kelcie Rombach (St. Bonaventure '15)
 Graduate Assistant: Brenda Moreno

SPORTS INFORMATION

SID Contact: Jennifer Ryneanson
 Office Phone: (401) 865-2208
 Cell Phone: (401) 575-7370
 E-mail Address: jryneans@providence.edu
 Web Address: www.friars.com



ROBERT G. DRISCOLL, JR.
Athletic Director



JIM CROWLEY
Head Coach



JENNIFER RYNEARSON
Assistant Athletic Director/
Media Relations

News & Notes

The BIG Picture

Providence saw immediate dividends with the hiring of head coach Jim Crowley. In the Friars' first season under the former St. Bonaventure boss, Providence had its most wins, both overall and in BIG EAST play, since 2011-12, and earned its highest league finish since 1997-98. Though the Friars still have a ways to go in returning to their level of success from the early 1990s, PC is on the right path.

Who's Returning

The Friars return a trio of starters from 2016-17, including team-leading scorer Yoyo Nogic. Nogic averaged 14.5 points per game, while Maddie Jolin was a spark off the bench with her 9.6 scoring average to list third on PC. Other notable returnees include Allegra Botteghi, Clara Che and Ny'Dajah Jackson.

Who's Gone

Providence graduates a pair of seniors in Sarah Beal and Aliyah Miller. Miller was injured late in the season and missed the final four games after starting the first 26 and averaging 6.3 points and 5.3 rebounds. Beal graduates ninth all-time in career assists with 385, while eclipsing 1,100 career points.

Storylines

Head coach Jim Crowley guided the Friars to a level of success they haven't tasted in five years, earning double-digit wins and a seventh-place league finish in his first season. Providence will be tested more in the non-conference this year, with the likes of Penn State and Boston College on the docket. Lots of the Friars' success in 2016-17 was grounded in their long-range shooting as PC set a program record for accuracy from beyond the arc. Yoyo Nogic led that effort with 91 triples on the year, while Maddie Jolin and Clara Che combined for over 90 as well. That sharpshooting trio is back in 2017-18 and will get some support from notable newcomers Andrea Cooper, who ranked in the top 50 at her position out of Edmond Sante Fe High school; Olivia Orlando, the Gatorade Player of the Year out of New Hampshire; and ASA Junior College transfer Ny-Asia Franklin, who averaged nearly a double-double in 2016-17.

DID YOU KNOW?

Providence posted a BIG EAST-best .374 three-point shooting percentage in 2016-17, breaking a program record for most accurate clip from deep. The previous standard of 36 percent was set in 1991-92. Yoyo Nogic averaged a BIG EAST-best 3.0 triples per game as a sophomore in '16-17.



starting the first 26 and averaging 6.3 points and 5.3 rebounds. Beal graduates ninth all-time in career assists with 385, while eclipsing 1,100 career points.

CLARA CHE

SCHEDULE

November

Date	Day	Opponent	Time	Network TV
10	Fri.	Columbia	3:30 p.m.	
14	Tue.	at Northeastern	7 p.m.	
18	Sat.	Penn State	1 p.m.	YurView
21	Tue.	vs. Savannah State (Savannah Invitational)	7 p.m.	
22	Wed.	vs. Wright State (Savannah Invitational)	4:30 p.m.	
23	Thu.	vs. Stetson (Savannah Invitational)	4:30 p.m.	
29	Wed.	at Yale	6 p.m.	

December

Date	Day	Opponent	Time	Network TV
2	Sat.	Brown (Ocean State Tip-Off)	Noon	YurView
3	Sun.	Bryant/Rhode Island (Ocean State Tip-Off)	TBA	YurView
6	Wed.	at Quinnipiac	7 p.m.	
9	Sat.	at Sacred Heart	1 p.m.	
21	Thu.	Boston College	Noon	YurView
28	Thu.	GEORGETOWN	7 p.m.	BEDN
30	Sat.	VILLANOVA	1 p.m.	BEDN

January

Date	Day	Opponent	Time	Network TV
2	Tue.	at ST. JOHN'S	7 p.m.	BEDN
5	Fri.	at SETON HALL	7 p.m.	FS2
7	Sun.	DePAUL	1 p.m.	BEDN
10	Wed.	MARQUETTE	7 p.m.	BEDN
13	Sat.	at CREIGHTON	2 p.m.	BEDN
19	Fri.	at XAVIER	7 p.m.	BEDN
21	Sun.	at BUTLER	1 p.m.	BEDN
26	Fri.	SETON HALL	11:30 a.m.	BEDN
28	Sun.	ST. JOHN'S	1 p.m.	BEDN

February

Date	Day	Opponent	Time	Network TV
2	Fri.	at MARQUETTE	8 p.m.	BEDN
4	Sun.	at DePAUL	3 p.m.	BEDN
10	Sat.	CREIGHTON	Noon	BEDN
16	Fri.	BUTLER	7 p.m.	BEDN
18	Sun.	XAVIER	1 p.m.	BEDN
23	Fri.	at VILLANOVA	7 p.m.	BEDN
25	Sun.	at GEORGETOWN	2 p.m.	BEDN

All dates are subject to change
BIG EAST games in all CAPS



ROSTER

NO.	NAME	POS.	CL.	HT.	HOMETOWN/ PREVIOUS SCHOOL
2	Chanell Williams	G	Fr.	5-4	Bronx, N.Y./Monsignor Scanlan
5	Kyra Spiwak	G	Fr.	5-9	Arlington Heights, Ill./Rolling Meadows
10	Allegra Botteghi	G	Sr.	6-0	Bologna, Italy/G. Parini
11	Jovana Nogic	G	Jr.	6-1	Lisbon, Portugal/Vergilio Ferreira
20	Ny'Dajah Jackson	G	So.	5-5	Oakland, Calif./Piedmont
21	Maddie Jolin	G	Jr.	5-9	Rehoboth, Mass./Bishop Feehan
22	Olivia Orlando	G	Fr.	5-10	Winthrop, Mass./Tilton School
23	Clara Che	G	Jr.	5-8	Valencia, Spain/Institut Joaquim Blume
24	Ny-Asia Franklin	F	Jr.	6-1	East Orange, N.J./East Orange (ASA Jr. College)
25	Brianna Frias	F	Sr.	6-3	Worcester, Mass./Holy Name Central
33	Andrea Cooper	F	Fr.	5-10	Edmond, Okla./Edmond Santa Fe

Head Coach: Jim Crowley

Associate Head Coach: Priscilla Edwards

Assistant Coach: Tiara Johnson

Assistant Coach: Jessica Jenkins

Coordinator of Women's Basketball Operations: Jennifer Nabrizny

Associate Director of Player Development: Kelcie Rombach



Providence

HEAD COACH JIM CROWLEY



PROFILE: Hired at Providence – May 10, 2016

Personal – Native of Windsor, N.Y.; married (Monti) with a daughter (Jocelyn) and three stepsons (Patrick, Sean and Luke)

Education – B.A. from Keuka College in Secondary English Education (1993)

Coaching File – Head Coach, St. Bonaventure (2000-16); Assistant Coach, St. Bonaventure (1996-2000); Head Coach, Keuka College (1993-96)

Highlights – Friars collected their most BIG EAST wins (4) since 2011-12 in Crowley's first season at the helm; PC more than doubled its win total from the year before and started the season 7-0 for the first time since 1990-91; Spent the previous 20 seasons at St. Bonaventure, including each of the last 16 seasons as the program's head coach (2000-16); posted 20-or-more wins in six of the last eight seasons; three-time Atlantic 10 Coach of the Year (2009, 2012 and 2014); ESPN.com National Coach of the Year in 2012; guided the program to its first 20+ win season and first-ever postseason appearance (2009), advancing to the WNIT Quarterfinals; guided the Bonnies to six postseason appearances overall, including two invitations to the NCAA Tournament in 2012 (Sweet 16) and 2016 (Second Round); St. Bonaventure also qualified for the WNIT in 2010, 2011 and 2014.

CROWLEY'S YEAR-BY-YEAR HISTORY

Year	School	Overall	BIG EAST	BIG EAST Tournament	NCAA Postseason	WNIT Postseason
1993-94	Keuka College	14-11				
1994-95	Keuka College	18-10				
1995-96	Keuka College	7-16				
2000-01	St. Bonaventure	7-21				
2001-02	St. Bonaventure	13-15				
2002-03	St. Bonaventure	6-22				
2003-04	St. Bonaventure	9-19				
2004-05	St. Bonaventure	9-19				
2005-06	St. Bonaventure	9-18				
2006-07	St. Bonaventure	16-15				
2007-08	St. Bonaventure	18-12				
2008-09	St. Bonaventure	23-11				2-1
2009-10	St. Bonaventure	23-10				1-1
2010-11	St. Bonaventure	21-12				1-1
2011-12	St. Bonaventure	31-4			2-1	
2012-13	St. Bonaventure	10-19				1-1™
2013-14	St. Bonaventure	24-11				
2014-15	St. Bonaventure	15-15				
2015-16	St. Bonaventure	24-8			1-1	
2016-17	Providence	12-18	4-14 (T-7th)	0-1		
Career	20 Years	309-286	4-14	0-1	3-2	5-4
		(.519)	(.222)	(.000)	(.600)	(.556)

CROWLEY'S RECORD

Career Record (19 years)

309-286 (.519)

Providence Record (1 Year)

12-18 (.400)

BIG EAST Regular Season Record (1 Year)

4-14 (.222)

BIG EAST Tournament Record (1 Year)

0-1 (.000)

NCAA Record (2 appearances)

3-2 (.600)

WNIT Record (4 appearances)

5-4 (.556)

PROVIDENCE IN THE BIG EAST

Overall	BIG EAST	Reg. Seas. Finish
1982-83	24-6	7-1 tied-1st
1983-84	19-7	5-3 tied-2nd
1984-85	14-14	9-7 6th
1985-86	24-6	14-2 1st
1986-87	23-9	12-4 2nd
1987-88	13-15	7-9 6th
1988-89	22-11	10-6 3rd
1989-90	27-5	14-2 tied-1st
1990-91	26-6	13-3 2nd
1991-92	21-9	13-5 tied-2nd
1992-93	15-15	7-11 7th
1993-94	13-15	10-8 4th
1994-95	10-21	5-13 tied-8th
1995-96	12-15	9-9 tied-1st BE 7
1996-97	13-14	8-10 tied-2nd BE 7
1997-98	10-17	6-12 4th BE 7
1998-99	5-22	4-14 11th
1999-00	10-17	5-11 tied-9th
2000-01	11-17	4-12 11th
2001-02	13-15	7-9 8th
2002-03	9-18	3-13 13th
2003-04	4-23	0-16 14th
2004-05	1-27	0-16 12th
2005-06	8-19	3-13 tied-13th
2006-07	13-16	3-13 tied-13th
2007-08	12-17	2-14 16th
2008-09	10-20	4-12 tied-13th
2009-10	19-15	7-9 tied-8th
2010-11	13-16	6-10 11th
2011-12	13-17	5-11 13th
2012-13	7-23	2-14 14th
2013-14	7-23	2-16 10th
2014-15	6-24	3-15 9th
2015-16	5-24	1-17 10th
2016-17	12-18	4-14 tied-7th



RESULTS & STATISTICS

RECORD:	OVERALL	HOME	AWAY	NEUTRAL	ATTENDANCE SUMMARY	GAMES	TOTALS	AVG/GAME
All Games	12-18	6-6	4-11	2-1	Home	12	6831	569
Conference	4-14	3-6	1-8	0-0	Away	15	13427	895
Non-Conference	8-4	3-0	3-3	2-1	Neutral	3	2529	843
					Total	30	22787	760

Date	Time	Opponent	Score	Attend.	High Points	High Rebounds	Date	Time	Opponent	Score	Attend.	High Points	High Rebounds
11/11/16	7:00 pm	COLGATE	W 92-85	534	(23)NOGIC, Jovana 'Yoyo' (11)	MILLER, Aliyah	1/8/17	2:00 pm	* VILLANOVA	59-64 L	564	(22)JOLIN, Maddie	(6)BOTTEGHI, Allegra
11/16/16	12:00 pm	NORTH DAKOTA STATE	W 86-63	789	(18)JOLIN, Maddie	(9)BOTTEGHI, Allegra	1/10/17	7:00 pm	* GEORGETOWN	39-71 L	380	(15)JOLIN, Maddie	(7)BOTTEGHI, Allegra
11/19/16	4:00 pm	BINGHAMTON	W 71-58	634	(17)NOGIC, Jovana 'Yoyo' (6)	MILLER, Aliyah	1/14/17	12:00 pm	* CREIGHTON	51-58 L	384	(18)BEAL, Sarah	(6)FRIAS, Brianna
					(17)BEAL, Sarah	(17)BEAL, Sarah						(6)BEAL, Sarah	(6)BEAL, Sarah
11/22/16	7:00 pm	at Hartford	W 77-65	654	(16)JOLIN, Maddie	(10)MILLER, Aliyah	01/20/17	7:00 pm	* at Seton Hall	43-55 L	657	(12)NOGIC, Jovana 'Yoyo' (10)	(10)BOTTEGHI, Allegra
11/26/16	2:00 pm	at UNCW	W 65-49	428	(17)BEAL, Sarah	(7)BOTTEGHI, Allegra	1/22/17	2:00 pm	* at St. John's	50-60 L	646	(21)BEAL, Sarah	(7)BEAL, Sarah
					(17)JOLIN, Maddie	(17)JOLIN, Maddie	1/27/17	7:00 pm	* MARQUETTE	W 66-64	520	(27)NOGIC, Jovana 'Yoyo' (11)	MILLER, Aliyah
11/27/16	12:00 pm	vs Miami (Ohio)	W 75-59	397	(15)NOGIC, Jovana 'Yoyo' (12)	(12)BOTTEGHI, Allegra	1/29/17	1:00 pm	* DEPAUL	55-64 L	578	(15)BEAL, Sarah	(10)MILLER, Aliyah
12/03/16	1:00 pm	vs Bryant	W 62-51		(13)BOTTEGHI, Allegra	(9)BOTTEGHI, Allegra	02/03/17	12:00 pm	* at Georgetown	70-72 LOT	2117	(24)BEAL, Sarah	(11)BEAL, Sarah
					(13)CHE, Clara	(13)CHE, Clara	02/05/17	1:00 pm	* at Villanova	43-61 L	1309	(17)NOGIC, Jovana 'Yoyo' (9)	(9)BOTTEGHI, Allegra
12/04/16	3:15 pm	at Brown	70-77 L	431	(22)NOGIC, Jovana 'Yoyo' (8)	(8)BOTTEGHI, Allegra	2/11/17	1:00 pm	* at Creighton	57-88 L	1240	(13)NOGIC, Jovana 'Yoyo' (4)	(4)BOTTEGHI, Allegra
12/07/16	7:00 pm	at Columbia	64-66 LOT	286	(17)BEAL, Sarah	(7)MILLER, Aliyah						(4)BEAL, Sarah	(4)NOGIC, Jovana 'Yoyo'
12-10-16	4:05 pm	at Boston College	53-57 L	905	(16)BOTTEGHI, Allegra	(6)BOTTEGHI, Allegra	2/17/17	7:00 pm	* ST. JOHN'S	47-71 L	589	(17)NOGIC, Jovana 'Yoyo' (6)	BEAL, Sarah
12/21/16	7:00 pm	at Monmouth	W 62-58	312	(19)BEAL, Sarah	(9)BOTTEGHI, Allegra	2/19/17	1:00 pm	* SETON HALL	W 74-57	837	(19)NOGIC, Jovana 'Yoyo' (12)	JACKSON, Ny'Dajah
					(9)FRIAS, Brianna	(9)FRIAS, Brianna	02/24/17	7:00 pm	* at Butler	W 64-58	486	(19)NOGIC, Jovana 'Yoyo' (13)	(13)BOTTEGHI, Allegra
12/28/16	7:00 pm	* XAVIER	51-54 L	477	(16)BEAL, Sarah	(9)MILLER, Aliyah	02/26/17	11:30 am	* at Xavier	57-67 L	938	(18)JOLIN, Maddie	(10)JOLIN, Maddie
12/30/16	12:00 pm	* BUTLER	W 68-51	545	(18)NOGIC, Jovana 'Yoyo' (6)	BEAL, Sarah	03/04/17	6:30 pm	vs Seton Hall	60-73 L	2132	(18)BEAL, Sarah	(6)JOLIN, Maddie
1/2/17	8:00 pm	* at DePaul	56-61 L	1977	(16)NOGIC, Jovana 'Yoyo' (9)	(9)BOTTEGHI, Allegra							
1/4/17	7:00 pm	* at Marquette	74-79 L	1041	(24)BEAL, Sarah	(5)CHE, Clara							
					(5)BEAL, Sarah	(5)BEAL, Sarah							

* indicates conference game

TM

PLAYERS RETURNING

No.	Player	GP	GS	Min	Avg	TOTAL			3-PTS			REBOUNDS														
						FG	FGA	Pct	3FG	FGA	Pct	FT	FTA	Pct	Off	Def	Tot	Avg	PF	FO	A	TO	Blk	Stl	Pts	Avg
11	NOGIC, Jovana 'Yoyo'	30	30	963	32.1	156	364	.429	91	217	.419	33	36	.917	10	72	82	2.7	67	0	27	64	4	39	436	14.5
		18	18	582	32.3	98	236	.415	59	146	.404	16	18	.889	5	41	46	2.6	43	0	15	44	2	18	271	15.1
21	JOLIN, Maddie	27	5	760	28.1	85	217	.392	47	130	.362	42	55	.764	21	95	116	4.3	55	1	51	55	5	17	259	9.6
		15	4	403	26.9	41	117	.350	22	73	.301	24	29	.828	15	49	64	4.3	30	1	21	29	2	8	128	8.5
10	BOTTEGHI, Allegra	30	24	795	26.5	118	270	.437	8	40	.200	21	24	.875	36	145	181	6.0	54	0	31	45	1	18	265	8.8
		18	12	468	26.0	59	137	.431	3	15	.200	13	14	.929	23	82	105	5.8	34	0	19	23	1	12	134	7.4
23	CHE, Clara	30	30	951	31.7	80	182	.440	44	110	.400	15	23	.652	8	83	91	3.0	44	1	92	63	2	27	219	7.3
		18	18	586	32.6	42	108	.389	29	70	.414	9	16	.563	4	55	59	3.3	28	1	58	34	2	13	122	6.8
20	JACKSON, Ny'Dajah	29	0	442	15.2	31	74	.419	1	7	.143	20	30	.667	19	42	61	2.1	39	0	21	32	0	9	83	2.9
		17	0	276	16.2	18	51	.353	0	4	.000	9	17	.529	18	29	47	2.8	21	0	12	18	0	4	45	2.6
25	FRIAS, Brianna	24	0	271	11.3	6	14	.429	0	0	.000	7	14	.500	19	27	46	1.9	31	0	3	13	11	5	19	0.8
		16	0	174	10.9	1	5	.200	0	0	.000	5	8	.625	8	19	27	1.7	16	0	1	8	4	3	7	0.4

PLAYERS NOT RETURNING

No.	Player	GP	GS	Min	Avg	TOTAL			3-PTS			REBOUNDS														
						FG	FGA	Pct	3FG	FGA	Pct	FT	FTA	Pct	Off	Def	Tot	Avg	PF	FO	A	TO	Blk	Stl	Pts	Avg
00	BEAL, Sarah	30	30	906	30.2	162	360	.450	1	10	.100	64	86	.744	31	110	141	4.7	56	1	90	63	4	32	389	13.0
		18	18	561	31.2	98	225	.436	0	7	.000	32	44	.727	20	74	94	5.2	32	1	49	36	1	18	228	12.7
22	MILLER, Aliyah	26	26	698	26.8	65	162	.401	0	0	.000	34	50	.680	28	111	139	5.3	60	3	33	48	10	8	164	6.3
		15	15	386	25.7	31	82	.378	0	0	.000	14	23	.609	11	53	64	4.3	29	2	20	23	4	6	76	5.1
03	MEYER, Erica	23	5	259	11.3	5	28	.179	0	0	.000	10	13	.769	18	18	36	1.6	50	3	7	10	9	1	20	0.9
		13	5	152	11.7	3	12	.250	0	0	.000	4	4	1.000	12	5	17	1.3	30	2	4	6	7	0	10	0.8
24	AHO, Rachel	8	0	16	2.0	1	2	.500	0	0	.000	2	2	1.000	0	2	2	0.3	1	0	1	0	0	0	4	0.5
		5	0	9	1.8	0	1	.000	0	0	.000	0	0	.000	0	0	0	0.0	0	0	1	0	0	0	0	0.0
01	PARKER, Alise	7	0	24	3.4	1	3	.333	0	0	.000	1	2	.500	0	8	8	1.1	3	0	0	2	1	0	3	0.4
		5	0	16	3.2	1	2	.500	0	0	.000	1	2	.500	0	8	8	1.6	3	0	0	2	1	0	3	0.6
32	AHEARN, Maggie	5	0	15	3.0	0	2	.000	0	0	.000	0	0	.000	0	2	2	0.4	4	0	0	1	0	0	0	0.0
		4	0	12	3.0	0	2	.000	0	0	.000	0	0	.000	0	2	2	0.5	4	0	0	1	0	0	0	0.0
TM	TEAM.....														49	60	109	3.6	0			11			0	
															29	40	69	3.8	0			11			0	
	Total.....	30				710	1678	.423	192	514	.374	249	335	.743	239	775	1014	33.8	464	9	356	407	47	156	1861	62.0
	Conference-Only...	18				392	978	.401	113	315	.359	127	175	.726	145	457	602	33.4	270	7	200	235	24	82	1024	56.9
	Opponents.....	30				716	1744	.411	206	643	.320	278	400	.695	314	763	1077	35.9	484	-	402	391	90	156	1916	63.9
	Conference-Only...	18				433	1052	.412	130	403	.323	159	229	.694	197	462	659	36.6	260	3	250	200	53	94	1155	64.2



St. John's

QUICK FACTS

Location: Queens, N.Y. 11439
 Nickname: Red Storm
 Colors: Red and White
 Enrollment: 20,881
 Director of Athletics: Anton Goff
 Home Court: Carnesecca Arena (5,602)/
 Madison Square Garden (19,786)
 Press Row Phone: (718) 990-5713 (CA)/
 (212) 631-8890 (MSG)
 2016-17 Overall Record: 22-12
 2016-17 BIG EAST Record/Finish: 11-7/T-4th
 Letterwinners Returning/Lost: 8/6
 Starters Returning/Lost: 3/2

COACHING STAFF

Head Coach: Joe Tartamella
 Alma Mater: James Madison '01
 Assistant Coach: Jonath Nicholas (Trinity University '97)
 Assistant Coach: Da'Shena Stevens (St. John's '12)
 Assistant Coach: Rory Kuhn (Cortland '03)

SPORTS INFORMATION

Basketball Office Phone: (718) 990-6002
 SID Contact: Mike Stainkamp
 Office Phone: (718) 990-1522
 Cell Phone: (516) 398-0693
 Email Address: stainkam@stjohns.edu
 Web Address: www.redstormsports.com

DID YOU KNOW?

The Red Storm claimed their first BIG EAST Tournament title since 1984 in 2016. Earning its third crown overall, St. John's became the first No. 4 seed to win the tourney and the lowest seed since fifth-seeded Boston College won in 2004.



Wellere is the top returning scorer after more



ANTON GOFF
Director of Athletics



JOE TARTAMELLA
Head Coach



MIKE STAINKAMP
Assistant Director of Athletic Communications

News & Notes

The BIG Picture

Despite losing two of the most decorated players in program history in the BIG EAST title season of 2015-16, St. John's put together a solid year in 2016-17. The Johnnies reached the 20-win mark for the fourth consecutive season and made an appearance in the WNIT, making it 10-straight seasons with a national postseason berth. For the fourth time in five WNIT appearances, the Red Storm advanced to the WNIT Round of 16 before falling to eventual WNIT Champion Michigan. After undertaking one of the toughest non-conference schedules in the country last season, St. John's will square off against a pair of NCAA Tournament teams and two squads that played in the WNIT last season before BIG EAST play kicks off. Additionally, seven of the

nine scheduled non-conference foes finished with 20-win seasons.

Who's Returning

For the second consecutive season St. John's returns three starters and eight letterwinners, headlined by Akina Wellere, Alisha Kebbe and Imani Littleton.

than doubling her freshman accolades. In addition, Kebbe enters her sophomore campaign fresh off of earning a spot on the BIG EAST All-Freshman team. Littleton started 13 BIG EAST games before going down with an injury late in the season.

Who's Gone

Aaliyah Lewis and Jade Walker, who finished first and third respectively on the team in scoring, graduated in May. During conference play Walker averaged 15.7 points, while BIG EAST Co-Defensive Player of the Year Lewis averaged 11.6 points to go along with a team-high 7.1 assists per game.

Storylines

With the graduations of Aaliyah Lewis and Jade Walker, sixth-year head coach Joe Tartamella will need playmakers to step up on both sides of the court. A pair of incoming guards and an incoming forward, along with eight returning letter winners show promise for the Red Storm. Averaging 19.0 points, 6.1 assists and 5.7 steals as a senior at Stamford High School in Connecticut, Tiana England will look to make an immediate impact for St. John's this season. In addition, Qadashah Hoppe, ranked No. 44 by Prospect Nation, averaged 15.9 points, 3.9 rebounds and 2.9 assists per game. The young group will have to learn to adjust on the fly as the challenging non-conference schedule Tartamella has built gets rolling rather quickly.

TM

AKINA WELLERE

SCHEDULE

November

Date	Day	Opponent	Time	Network TV
10	Fri.	St. Francis Brooklyn	TBA	
17	Fri.	William & Mary	7 p.m.	
24	Fri.	vs. Western Michigan (Gulf Coast Showcase)	11 a.m.	
25	Sat.	vs. TBD (Gulf Coast Showcase)	TBA	
26	Sun.	vs. TBD (Gulf Coast Showcase)	TBA	
30	Thu.	at Albany	TBA	

December

3	Sun.	at Miami	TBA	
9	Sat.	James Madison	2 p.m.	
12	Tue.	Fordham	7 p.m.	
18	Mon.	Kansas	11 a.m.	
21	Thu.	Buffalo	7 p.m.	
28	Thu.	at MARQUETTE	8:30 p.m.	FS2
30	Sat.	at DePAUL	8 p.m.	BEDN

January

2	Tue.	PROVIDENCE	7 p.m.	BEDN
5	Fri.	CREIGHTON	7 p.m.	BEDN
7	Sun.	at XAVIER	2 p.m.	BEDN
10	Wed.	at BUTLER	7 p.m.	FS2
12	Fri.	GEORGETOWN	7 p.m.	BEDN
14	Sun.	VILLANOVA	2 p.m.	BEDN
21	Sun.	at SETON HALL	1 p.m.	BEDN
26	Fri.	at CREIGHTON	8 p.m.	BEDN
28	Sun.	at PROVIDENCE	1 p.m.	BEDN

February

2	Fri.	BUTLER	7 p.m.	BEDN
4	Sun.	XAVIER	2 p.m.	BEDN
9	Fri.	at VILLANOVA	TBA	BEDN
11	Sun.	at GEORGETOWN	2 p.m.	BEDN
16	Fri.	SETON HALL	7 p.m.	FS2
23	Fri.	DePAUL	7 p.m.	BEDN
25	Sun.	MARQUETTE	2 p.m.	BEDN

All dates are subject to change
BIG EAST games in all CAPS



ROSTER

NO.	NAME	POS.	CL.	HT.	HOMETOWN/ PREVIOUS SCHOOL
0	Alisha Kebbe	G	So.	5-10	Philadelphia, Pa./Neumann-Goretti
1	Tamesha Alexander	G	Sr.	5-7	Philadelphia, Pa./The Shipley School
3	Tiana England	G	R-Fr.	5-7	Stamford, Conn./Stamford
5	Shamachya Duncan	G	So.	5-6	Staten Island, N.Y./The Patrick School
11	Kayla Charles	F	Fr.	6-3	Far Rockaway, N.Y./William Cullen Bryant
15	Andrayah Adams	G	So.	5-10	Minneapolis, Minn./Como Park
20	Akina Wellere	G/F	Jr.	5-11	Chicago, Ill./Gwendolyn Brooks College Preparatory Academy
21	Qadashah Hoppie	G	Fr.	5-7	Staten Island, N.Y./The Patrick School
25	Curteeona Brelove	F	Sr.	6-2	Malone, Fla./VCU
34	Maya Singleton	F	Sr.	6-0	Indian Head, Md./Trinity Valley CC
35	Imani Littleton	F	Sr.	6-3	San Diego, Calif./The Bishop's School

Head Coach: Joe Tartamella
Assistant Coach: Jonath Nicholas
Assistant Coach: Da'Shena Stevens
Assistant Director of Basketball Operations: Matt Bernstein



St. John's

HEAD COACH JOE TARTAMELLA



PROFILE: Hired at St. John's – April 27, 2012

Personal – Native of St. James, N.Y.; married (Shannon) with two sons (Brady and JJ), and one daughter (Riley).

Education – B.A. from James Madison (2001), MBA from St. John's University (2004).

Coaching File – Associate Head Coach, St. John's (2008-12); Assistant Coach, St. John's (2005-08); Assistant men's coach, SUNY Maritime (2004-05); graduate assistant, St. John's (2002-04); assistant men's coach, St. Anthony's High School (2001-02).

Highlights – St. John's won its first BIG EAST Tournament title since 1984 and third overall in 2016; the Red Storm have earned national postseason bids in all five years under Tartamella; St. John's made back-to-back NCAA appearances during his first two seasons and received an automatic bid in 2016; advanced to the NCAA Tournament Second Round in 2014 after upsetting higher-seeded USC; advanced to the third round of the WNIT in 2015 and 2017; was an assistant coach on the St. John's staff which made four trips to the NCAA Tournament, including its first Sweet 16 appearance (2012).

TARTAMELLA'S YEAR-BY-YEAR HISTORY

YEAR	SCHOOL	OVERALL	BIG EAST	BIG EAST TOURNAMENT	NCAA POSTSEASON	WNIT POSTSEASON
2012-13	St. John's	18-13	11-5 (T-3rd)	1-1	0-1	
2013-14	St. John's	23-11	13-5 (2nd)	2-1	1-1	
2014-15	St. John's	23-11	11-7 (4th)	1-1		2-1
2015-16	St. John's	23-10	11-7 (4th)	3-0	0-1	
2016-17	St. John's	22-12	11-7 (4th)	1-1		2-1
Career	5 Years	109-57 (.657)	57-31 (.648)	8-4 (.667)	1-3 (.250)	4-2 (.667)

TARTAMELLA'S RECORD

Career Record (5 years)

109-57 (.657)

St. John's Record (5 years)

109-57 (.657)

BIG EAST Regular Season Record (5 years)

57-31 (.648)

BIG EAST Tournament Record (5 appearances)

8-4 (.667)

NCAA Record (3 appearances)

1-3 (.250)

WNIT Record (2 appearances)

4-2 (.667)

ST. JOHN'S IN THE BIG EAST

	Overall	BIG EAST	Reg. Seas. Finish
1982-83	27-6	7-1	tied-1st
1983-84	24-6	5-3	tied-3rd
1984-85	18-11	12-4	tied-1st
1985-86	19-9	11-5	4th
1986-87	16-13	9-7	tied-4th
1987-88	22-10	10-6	tied-3rd
1988-89	10-18	5-11	7th
1989-90	12-17	5-11	tied-7th
1990-91	16-12	10-6	tied-3rd
1991-92	14-14	7-11	tied-5th
1992-93	12-16	5-13	8th
1993-94	8-20	4-14	9th
1994-95	15-12	10-8	tied-4th
1995-96	6-21	4-14	6th BE 6
1996-97	5-22	3-15	6th BE 6
1997-98	6-21	4-14	6th BE 6
1998-99	13-18	7-11	8th
1999-00	11-18	5-11	tied-9th
2000-01	8-20	3-13	tied-12th
2001-02	3-24	0-16	14th
2002-03	8-19	2-14	14th
2003-04	10-18	4-12	11th
2004-05	20-11	7-9	tied-6th
2005-06	22-8	11-5	tied-3rd
2006-07	8-20	4-12	12th
2007-08	18-15	7-9	10th
2008-09	19-15	4-12	tied-13th
2009-10	25-7	12-4	tied-4th
2010-11	22-11	9-7	tied-7th
2011-12	24-10	13-3	tied-2nd
2012-13	18-13	11-5	tied-3rd
2013-14	23-11	13-5	2nd
2014-15	23-11	11-7	4th
2015-16	23-10	11-7	4th
2016-17	22-12	11-7	tied-4th



RESULTS & STATISTICS

RECORD:
All Games
Conference
Non-Conference

OVERALL
22-12
11-7
11-5

HOME
13-5
6-3
7-2

AWAY
7-5
5-4
2-1

NEUTRAL
2-2
0-0
2-2

ATTENDANCE SUMMARY
Home
Away
Neutral
Total

GAMES
18
12
4
34

TOTALS
25249
10815
4433
40497

AVG/GAME
1403
901
1108
1191

Date	Time	Opponent	Score	Attend.	High Points	High Rebounds
11/13/16	2:00 pm	at William & Mary	W 73-57	471	(18)WALKER, Jade	(7)WALKER, Jade
11/17/16	7:00 pm	DUQUESNE	65-71 L	637	(17)LEWIS, Aaliyah	(6)WELLER, Akina
11/20/16	7:00 pm	MIAMI	50-62 L	695	(19)WELLER, Akina	(8)LITTLETON, Imani
11/25/16	3:30 pm	vs Virginia	W 66-55		(20)WELLER, Akina	(6)WALKER, Jade (6)SINGLETON, Maya
11/26/16	1:00pm	vs Arizona State	41-54 L		(12)LEWIS, Aaliyah	(6)KEBBE, Alisha (6)SINGLETON, Maya
11/30/16	7:00 pm	ALBANY	W 54-36	529	(13)WALKER, Jade	(7)SINGLETON, Maya
12/3/16	2:00 pm	LAFAYETTE	W 64-46	750	(13)WALKER, Jade	(7)WELLER, Akina
12/7/16	7:00 pm	RUTGERS	W 65-39	519	(19)WELLER, Akina	(10)KEBBE, Alisha
12/13/16	7:00 pm	at Fordham	W 59-45	351	(18)WALKER, Jade	(8)WALKER, Jade
12/17/16	2:00 pm	WAGNER	W 62-34	589	(12)WALKER, Jade	(8)WELLER, Akina (8)SINGLETON, Maya
12/21/16	11:00 a.	JAMES MADISON	W 74-63	5602	(16)WALKER, Jade	(13)LITTLETON, Imani
12/30/16	7:00 pm	* at Seton Hall	59-64 L	1327	(21)WALKER, Jade	(9)WELLER, Akina
01/02/17	7:00 pm	* at Xavier	W 65-48	671	(24)WALKER, Jade	(10)LITTLETON, Imani
01/05/17	7:00 pm	* at Butler	W 62-41	426	(11)LEWIS, Aaliyah	(7)WALKER, Jade
1/8/17	2:00 pm	* MARQUETTE	W 70-64	542	(32)WALKER, Jade	(9)WALKER, Jade
1/10/17	7:00 pm	* DEPAUL	66-78 L	565	(16)WALKER, Jade	(5)LITTLETON, Imani (5)WALKER, Jade
01/13/17	7:00 pm	* at Georgetown	W 71-66	709	(20)WALKER, Jade	(8)LITTLETON, Imani (8)LEWIS, Aaliyah

Date	Time	Opponent	Score	Attend.	High Points	High Rebounds
1/15/17	2:00 pm	* at Villanova	50-55 L	909	(16)WELLER, Akina	(10)LITTLETON, Imani
1/20/17	7:00 pm	* CREIGHTON	43-55 L	502	(12)LEWIS, Aaliyah	(6)SINGLETON, Maya
1/22/17	2:00 pm	* PROVIDENCE	W 60-50	646	(20)WELLER, Akina	(13)LITTLETON, Imani
1/27/17	7:00 pm	* BUTLER	W 62-55	788	(16)WALKER, Jade (16)LEWIS, Aaliyah	(4)LITTLETON, Imani (4)KEBBE, Alisha
01/29/17		* XAVIER	W 64-55	8723	(17)WELLER, Akina	(11)LITTLETON, Imani
2/3/17	7:00 pm	* at DePaul	51-54 L	2312	(13)WALKER, Jade	(10)LITTLETON, Imani
2/5/17	1:00 pm	* at Marquette	W 82-72	1225	(27)ADAMS, Andrayah	(8)LITTLETON, Imani
2/10/17	8:00 pm	* VILLANOVA	56-67 L	1012	(16)WELLER, Akina	(20)SINGLETON, Maya
2/12/17	2:00 pm	* GEORGETOWN	W 65-54	721	(19)WELLER, Akina	(8)SINGLETON, Maya
2/17/17	7:00 pm	* at Providence	W 71-47	589	(17)LEWIS, Aaliyah	(11)SINGLETON, Maya
2/19/17	5:30 pm	* at Creighton	60-67 L	1140	(18)WALKER, Jade	(10)SINGLETON, Maya (10)WALKER, Jade
2/26/17	2:00 pm	* SETON HALL	W 77-71	1121	(17)KEBBE, Alisha	(11)SINGLETON, Maya
03/05/17	8:30 pm	vs Villanova	W 56-40	1922	(27)LEWIS, Aaliyah	(8)SINGLETON, Maya
03/06/17	5:30 pm	vs DePaul	41-59 L	2511	(11)WELLER, Akina	(9)KEBBE, Alisha
3/17/17	7:00 pm	SACRED HEART	W 72-43	773	(18)WELLER, Akina (18)WALKER, Jade	(10)SINGLETON, Maya
3/19/17	2:00 pm	HARVARD	W 62-57	535	(16)LEWIS, Aaliyah	(9)SINGLETON, Maya
03/23/17	6:00 pm	at Michigan	40-60 L	685	(10)WALKER, Jade	(12)SINGLETON, Maya

* indicates conference game

PLAYERS RETURNING

No.	Player	GP	GS	Min	Avg	TOTAL			3-PTS			REBOUNDS														
						FG	FGA	Pct	3FG	FGA	Pct	FT	FTA	Pct	Off	Def	Tot	Avg	PF	FO	A	TO	Blk	Stl	Pts	Avg
20	WELLER, Akina Conference-Only...	33	33	987	29.9	129	300	.430	49	107	.458	67	84	.798	32	86	118	3.6	93	1	38	86	8	29	374	11.3
		18	18	548	30.4	73	168	.435	21	51	.412	46	58	.793	25	40	65	3.6	50	0	16	44	3	9	213	11.8
00	KEBBE, Alisha Conference-Only...	33	32	826	25.0	96	227	.423	25	66	.379	38	52	.731	60	84	144	4.4	62	1	27	39	14	27	255	7.7
		17	17	443	26.1	47	116	.405	13	32	.406	27	33	.818	33	38	71	4.2	36	1	11	21	6	16	134	7.9
34	SINGLETON, Maya Conference-Only...	34	8	664	19.5	79	146	.541	0	0	.000	39	57	.684	66	132	198	5.8	70	1	15	41	26	28	197	5.8
		18	4	310	17.2	40	76	.526	0	0	.000	16	26	.615	39	65	104	5.8	31	0	6	19	10	8	96	5.3
35	LITTLETON, Imani Conference-Only...	25	24	641	25.6	56	97	.577	0	0	.000	15	32	.469	53	90	143	5.7	65	2	13	22	30	18	127	5.1
		13	13	398	30.6	35	56	.625	0	0	.000	4	10	.400	32	65	97	7.5	37	2	8	15	21	13	74	5.7
15	ADAMS, Andrayah Conference-Only...	34	1	399	11.7	38	137	.277	19	71	.268	19	24	.792	7	29	36	1.1	43	0	11	32	5	8	114	3.4
		18	0	192	10.7	24	72	.333	11	33	.333	12	16	.750	5	15	20	1.1	22	0	6	14	1	2	71	3.9
05	DUNCAN, Shamachya Conference-Only...	9	0	38	4.2	1	7	.143	1	6	.167	0	0	.000	0	1	1	0.1	1	0	0	0	0	0	3	0.3
		3	0	8	2.7	0	0	.000	0	0	.000	0	0	.000	0	1	1	0.3	1	0	0	0	0	0	0	0.0
01	ALEXANDER, Tamesha Conference-Only...	16	0	46	2.9	2	5	.400	0	0	.000	1	6	.167	2	4	6	0.4	5	0	3	5	0	3	5	0.3
		4	0	9	2.3	0	1	.000	0	0	.000	1	2	.500	1	0	1	0.3	2	0	0	0	0	0	1	0.3

PLAYERS NOT RETURNING

No.	Player	GP	GS	Min	Avg	TOTAL			3-PTS			REBOUNDS														
						FG	FGA	Pct	3FG	FGA	Pct	FT	FTA	Pct	Off	Def	Tot	Avg	PF	FO	A	TO	Blk	Stl	Pts	Avg
24	WALKER, Jade Conference-Only...	34	34	932	27.4	187	398	.470	7	27	.259	77	104	.740	51	125	176	5.2	87	4	31	95	33	21	458	13.5
		18	18	564	31.3	115	227	.507	4	17	.235	48	67	.716	26	77	103	5.7	45	2	19	54	19	12	282	15.7
04	LEWIS, Aaliyah Conference-Only...	34	34	1271	37.4	116	322	.360	23	84	.274	123	173	.711	14	106	120	3.5	52	1	210	91	2	45	378	11.1
		18	18	693	38.5	60	165	.364	12	43	.279	76	104	.731	8	46	54	3.0	31	0	128	47	1	22	208	11.6
13	SIMMONS, Crystal Conference-Only...	33	3	689	20.9	27	112	.241	14	61	.230	16	31	.516	12	54	66	2.0	60	0	43	36	26	41	84	2.5
		18	1	354	19.7	10	59	.169	6	37	.162	8	14	.571	4	30	34	1.9	36	0	22	19	14	23	34	1.9
33	UDOBI, Sandra Conference-Only...	13	0	78	6.0	9	19	.474	0	0	.000	7	7	1.000	1	13	14	1.1	4	0	1	3	2	1	25	1.9
		3	0	12	4.0	2	4	.500	0	0	.000	2	2	1.000	0	5	5	1.7	1	0	0	0	1	1	6	2.0
23	AGUSTUS, Jordan Conference-Only...	22	0	157	7.1	14	41	.341	0	1	.000	8	10	.800	8	20	28	1.3	19	0	4	20	5	2	36	1.6
		9	0	51	5.7	4	13	.308	0	0	.000	3	3	1.000	2	4	6	0.7	7	0	1	5	2	2	11	1.2
02	NUNN, Kendyl Conference-Only...	15	1	72	4.8	8	26	.308	2	8	.250	4	4	1.000	3	9	12	0.8	8	0	5	6	0	3	22	1.5
		5	1	18	3.6	1	7	.143	0	2	.000	2	2	1.000	1	7	8	1.6	4	0	1	1	0	0	4	0.8
TM	TEAM..... Conference-Only...																									
	Total.....	34				762	1837	.415	140	431	.325	414	584	.709	353	825	1178	34.6	569	10	401	494	151	226	2078	61.1
	Conference-Only...	18				411	964	.426	67	215	.312	245	337	.727	190	429	619	34.4	303	5	218	245	78	108	1134	63.0
	Opponents.....	34				672	1814	.370	130	528	.246	410	575	.713	384	799	1183	34.8	586	-	329	532	105	243	1884	55.4
	Conference-Only...	18				380	950	.400	79	287	.275	224	322	.696	187	406	593	32.9	322	11	179	259	47	127	1063	59.1



Seton Hall

QUICK FACTS

Location: South Orange, N.J. 07079
 Nickname: Pirates
 Colors: Blue and White
 Enrollment: 10,000
 Director of Athletics: Patrick Lyons
 Home Court: Walsh Gymnasium (1,655)
 Press Row Phone: (973) 761-1816
 2016-17 Overall Record: 12-19
 2016-17 BIG EAST Record/Finish: 4-14/T-7th
 Letterwinners Returning/Lost: 6/6
 Starters Returning/Lost: 2/3

COACHING STAFF

Head Coach: Tony Bozzella
 Alma Mater: Seton Hall '89
 Assistant Coach: Lauren DeFalco (Iona '08)
 Assistant Coach: Marissa Flagg (Iona '11)
 Assistant Coach: Nick DiPillo
 (Fairleigh Dickinson '03)
 Director of Basketball Operations: Jose Rebibmas
 (Seton Hall '90)
 Coordinator of Basketball Operations: Shakena Richardson
 (Florida State '15)
 Coordinator of Basketball Operations: Christian Pierre-Louis
 (Seton Hall '17)

SPORTS INFORMATION

Basketball Office Phone: (973) 761-9298
 SID Contact: Bobby Mullen
 Office Phone: (973) 761-9493
 Cell Phone: (609) 923-4463
 E-mail Address: bobby.mullen@shu.edu
 Web Address: www.shupirates.com

DID YOU KNOW?

Three different Seton Hall rookies claimed three consecutive BIG EAST Freshman of the Week certificates in 2016-17, the first time a program did so since Connecticut in 1998. The Pirates recognized were Kaela Hilaire (11/28/16), Deja Winters (12/5/16) and Shadeen Samuels (12/12/16).



9.4 points. Coming off the bench, sophomore guard Deja Winters found her touch during conference play, shooting 43.5-percent from beyond the arc, while sophomore center Jayla Jones-Pack finished second on the team with 40



PATRICK LYONS
 Director of Athletics



TONY BOZZELLA
 Head Coach



BOBBY MULLEN
 Associate Director of
 Athletics Communications

News & Notes

The BIG Picture

The Pirates' run of three consecutive national postseason berths under head coach Tony Bozzella came to an end in 2016-17 as The Hall suffered its first losing season under Bozzella. Despite returning only one starter from the year before, SHU finished in a tie for seventh in the conference standings and advanced in the BIG EAST Tournament for a fifth consecutive season. Seton Hall will look to bounce back with a strong 2017-18 campaign, returning a pair of starters and welcoming a strong incoming group of newcomers to the stage.

Who's Returning

Senior guard JaQuan Jackson and sophomore guard Kaela Hilaire are The Hall's top returners, finishing last season as the one-two punch in scoring. Averaging 15.3 points per game over the course of 33 contests, Jackson earned Second Team All-Met honors, while Hilaire is fresh off an impressive first season, earning a unanimous spot on the BIG EAST All-Freshman team. Leading the team with 4.1 assists per game in conference play, Hilaire also averaged

blocks, with 21 rejections during BIG EAST play. Both will look to continue to make strides heading into their second season as Pirates.

Who's Gone

Six letterwinners from the 2016-17 season will not return, including three starters from last season. Averaging 8.9 points per game, 6.5 rebounds, in addition to blocking a team-high 43 shots, Lubirdia Gordon earned her Degree from The Hall in May. In addition, LaTecia Smith (8.2 ppg) and Claire Lundberg (6.8 ppg) transferred from the program after finishing fourth and fifth respectively in scoring during conference play.

Storylines

Making his mark from the moment he returned to his alma mater in 2013-14, head coach Tony Bozzella has led the Pirates to three 20-win seasons in four years, leading The Hall to its winningest four-year stretch since BIG EAST play commenced in 1982-83. Along with returning starters JaQuan Jackson and Kaela Hilaire, the Pirates will welcome transfers Donnaizha Fountain (Temple) and Taylor Brown (Western Kentucky) who will both look to earn starting minutes from the opening tip-off. In addition, Seton Hall welcomes Inja Butina, a member of the Croatian U16 and U18 national teams, and finished fourth in NJCAA in assists last season, averaging 6.7 per game. The Pirates will be tested early during non-conference play with a pair of trips against ACC foes (Wake Forest, Boston College) and a visit from a national power, UCLA, which was a No. 4 seed in the 2017 NCAA Tournament.

JAUAN JACKSON

SCHEDULE

November

Date	Day	Opponent	Time	Network TV
10	Fri.	St. Peter's	1 p.m.	
12	Sun.	at Wake Forest	2 p.m.	
16	Thu.	Princeton	7 p.m.	
25	Sat.	Rider	Noon	
26	Sun.	TBD	2:30 p.m.	
30	Thu.	Marist	7 p.m.	

December

2	Sat.	St. Francis (NY)	1 p.m.	
8	Fri.	at Rutgers	2 p.m.	
10	Sun.	at Boston College	2 p.m.	
17	Sun.	UCLA	1 p.m.	
21	Thu.	Fairfield	11 a.m.	
28	Thu.	at DePAUL	8 p.m.	BEDN
30	Sat.	at MARQUETTE	7:30 p.m.	BEDN

January

2	Tue.	CREIGHTON	7 p.m.	FS2
5	Fri.	PROVIDENCE	7 p.m.	FS2
7	Sun.	at BUTLER	1 p.m.	BEDN
10	Wed.	at XAVIER	7 p.m.	BEDN
12	Fri.	VILLANOVA	7 p.m.	BEDN
14	Sun.	GEORGETOWN	1 p.m.	BEDN
21	Sun.	ST. JOHN'S	1 p.m.	BEDN
26	Fri.	at PROVIDENCE	TBA	BEDN
28	Sun.	at CREIGHTON	2 p.m.	BEDN

February

2	Fri.	XAVIER	7 p.m.	BEDN
4	Sun.	BUTLER	1 p.m.	BEDN
9	Fri.	at GEORGETOWN	7 p.m.	BEDN
11	Sun.	at VILLANOVA	2 p.m.	FS2
16	Fri.	at ST. JOHN'S	7 p.m.	FS2
23	Fri.	MARQUETTE	7 p.m.	BEDN
25	Sun.	DePAUL	1 p.m.	BEDN

All dates are subject to change
BIG EAST games in all CAPS

ROSTER



NO.	NAME	POS.	CL.	HT.	HOMETOWN/ PREVIOUS SCHOOL
0	JaQuan Jackson	G	R-Sr.	5-8	Killeen, Texas (Louisiana Tech) (Harker Heights)
1	Kaela Hilaire	G	So.	5-3	Floral Park, N.Y. (Floral Park)
3	Tyeisha Smith	G	R-Fr.	5-8	Baltimore, Md. (St. Frances Academy)
4	Kaity Healy	G	R-So.	5-6	Freehold, N.J. (Colts Neck)
5	Inja Butina	G	Jr.	5-9	Zagreb, Croatia (Hutchinson CC) (Gimnazija Zagreb)
15	Deja Winters	G/F	So.	5-11	Cleveland, Ohio (Richmond Heights)
20	Kimi Evans	C	Fr.	6-4	Jackson, N.J. (St. John Vianney)
21	Nicole Jimenez	G	Jr.	5-1	Miami, Fla. (Broward College) (Florida Christian)
23	Taylor Brown	F	R-So.	6-0	Paterson, N.J. (Western Kentucky) (Eastside)
24	Shadeen Samuels	G/F	So.	6-0	Ossining, N.Y. (Ossining)
31	Jayla Jones-Pack	F/C	So.	6-3	Amityville, N.Y. (St. Anthony's)
33	Donnaizha Fountain	G	Grad.	6-0	Roxbury, Mass. (Temple) (Cambridge Rindge & Latin)
34	Selena Philoxy	F	Fr.	6-1	Queens, N.Y. (South Shore)

Head Coach: Anthony Bozzella

Assistant Coach: Lauren DeFalco

Assistant Coach: Marissa Flagg

Assistant Coach: Nick DiPillo

Director of Basketball Operations: Jose Rebimbas

Coordinator of Basketball Operations: Shakena Richardson

Coordinator of Basketball Operations: Christian Pierre-Louis



Seton Hall

HEAD COACH TONY BOZZELLA



PROFILE: Hired at Seton Hall – March 2013

Personal – Married (Maria); father of two (Samantha and Joseph)

Education – B.A. in business administration, Seton Hall (1989)

Coaching File – Head Coach at Southampton (1992-00); head coach at Long Island (2000-02); head coach at Iona (2002-13)

Highlights – In his first season at Seton Hall, led the Pirates to their first 20-win season since 1995; SHU advanced to third round of the WNIT for the first time in program history; the national postseason bid was Seton Hall's first since 2007; guided three players to All-BIG EAST honors in 2014; in just his second season, The Hall had its most successful campaign in two decades – winning its first BIG EAST regular-season title, earning an at-large berth to the NCAA Tournament and returning to the national polls for the first time since 1995; was named 2015 BIG EAST Coach of the Year; Daisha Simmons was tabbed BIG EAST Defensive Player of the Year while SHU had three All-BIG EAST picks; earned its second straight at-large berth into the

NCAA Tournament following a third consecutive 20-win season in 2015-16 and finished tied for second in the BIG EAST standings; began his college head coaching career at Southampton College (Division II); he guided Southampton to a 120-104 record over eight seasons, leading the team to the ECAC Postseason Tournament for six consecutive years; in 1995, he was selected as the New York Collegiate Athletic Conference Coach of the Year; at LIU, he guided the Blackbirds to a 34-27 overall record during his two seasons in Brooklyn; he captured the 2001 Northeast Conference championship and advanced to the NCAA Championship, en route to earning the New York State Division I Coach of the Year award; spent eight years at the head coach at Iona College, where he guided the Gaels to an overall record of 138-116 during his tenure; he posted three 20-win seasons and advanced to the Metro Atlantic Athletic Conference Championship title game three times; on his Iona rosters, he had two MAAC Players of the Year, four MAAC Rookies of the Year and 21 All-MAAC players; he was named the 2005-06 MAAC Co-Coach of the Year.

BOZZELLA'S RECORD

Career Record (25 years)

389-366 (.515)

SHU Record (4 years)

83-48 (.634)

BIG EAST Regular Season Record (4 years)

39-33 (.542)

BIG EAST Tournament Record (4 appearances)

5-4 (.556)

NCAA Record (3 appearances)

0-3 (.000)

WNIT Record (5 appearances)

4-5 (.444)

SETON HALL IN THE BIG EAST

	Overall	BIG EAST	Reg. Seas. Finish
1982-83	11-16	3-5	tied-6th
1983-84	17-13	5-3	tied-3rd
1984-85	4-25	2-14	9th
1985-86	5-23	2-14	9th
1986-87	12-17	3-13	8th
1987-88	10-19	4-12	8th
1988-89	18-10	9-7	tied-4th
1989-90	21-7	11-5	3rd
1990-91	18-11	7-9	5th
1991-92	14-14	5-13	tied-8th
1992-93	14-13	8-10	6th
1993-94	27-5	16-2	2nd
1994-95	24-9	12-6	3rd
1995-96	16-13	9-9	tied-1st BE 7
1996-97	10-17	7-11	5th BE 7
1997-98	8-19	6-12	tied-4th BE 7
1998-99	6-21	3-15	13th
1999-00	11-16	5-11	tied-9th
2000-01	16-12	9-7	6th
2001-02	15-14	6-10	tied-9th
2002-03	14-15	7-9	8th
2003-04	15-15	6-10	10th
2004-05	14-14	6-10	9th
2005-06	6-21	3-13	tied-13th
2006-07	19-12	9-7	tied-8th
2007-08	13-15	3-13	tied-14th
2008-09	17-14	4-12	tied-13th
2009-10	9-21	1-15	16th
2010-11	8-22	1-15	16th
2011-12	8-23	1-15	15th
2012-13	11-20	5-11	tied-11th
2013-14	20-14	8-10	7th
2014-15	28-6	15-3	tied-1st
2015-16	23-9	12-6	tied-2nd
2016-17	12-19	4-14	tied-7th

BOZZELLA'S YEAR-BY-YEAR HISTORY

Year	School	Overall	BIG EAST	BIG EAST Tourney	NCAA Postseason	WNIT Postseason
1992-93	Southampton	3-21				
1993-94	Southampton	11-16				
1994-95	Southampton	17-11				
1995-96	Southampton	16-11				
1996-97	Southampton	17-13				
1997-98	Southampton	17-12				
1998-99	Southampton	19-11				
1999-00	Southampton	20-9				
2000-01	Long Island	16-15				
2001-02	Long Island	18-12				
2002-03	Iona	1-27				
2003-04	Iona	7-21				
2004-05	Iona	6-22				
2005-06	Iona	17-12				
2006-07	Iona	21-13				1-1
2007-08	Iona	20-14				1-1
2008-09	Iona	18-13				
2009-10	Iona	18-14				0-1
2010-11	Iona	11-20				
2011-12	Iona	13-18				
2012-13	Iona	20-13				0-1
2013-14	Seton Hall	20-14	8-10 (7th)	1-1		2-1
2014-15	Seton Hall	28-6	15-3 (T-1st)	2-1	0-1	
2015-16	Seton Hall	23-9	12-6 (T-2nd)	1-1	0-1	
2016-17	Seton Hall	12-19	4-14 (T-7th)	1-1		
Career	25 years	389-366	39-33	5-4	0-3	4-5
		(.515)	(.542)	(.556)	(.000)	(.444)



RESULTS & STATISTICS

RECORD:	OVERALL	HOME	AWAY	NEUTRAL	ATTENDANCE SUMMARY	GAMES	TOTALS	AVG/GAME
All Games	12-19	10-6	1-12	1-1	Home	16	14655	916
Conference	4-14	4-5	0-9	0-0	Away	13	18635	1433
Non-Conference	8-5	6-1	1-3	1-1	Neutral	2	4054	2027
					Total	31	37344	1205

Date	Time	Opponent	Score	Attend.	High Points	High Rebounds	Date	Time	Opponent	Score	Attend.	High Points	High Rebounds
11/17/16	11:05 am	SAVANNAH STATE	W 74-60	699	(21)JACKSON, JaQuan	(5)JONES-PACK, Jayla (5)SMITH, LaTecia (5)WINTERS, Deja	1/13/17	11:30 am	* at Villanova	52-69 L	2109	(20)GORDON, Lubirdia	(7)GORDON, Lubirdia
11/15/16	7:05 pm	at Marist	W 76-63	1463	(18)JACKSON, JaQuan	(8)SMITH, LaTecia	01/15/17	2:00 pm	* at Georgetown	58-77 L	977	(19)JACKSON, JaQuan	(5)SAMUELS, Shadeen (5)MOLYNEAUX, Jordan
11/17/16	7:00 pm	BOSTON COLLEGE	W 71-66	1451	(17)HILAIRE, Kaela (17)LUNDBERG, Claire	(8)LUNDBERG, Claire	01/20/17	7:00 pm	* PROVIDENCE	W 55-43	657	(18)WINTERS, Deja	(8)GORDON, Lubirdia (8)SAMUELS, Shadeen
11/20/16	2:00 pm	at Minnesota	57-90 L	3022	(10)WINTERS, Deja (10)SNIDER, Skyler	(6)LUNDBERG, Claire (6)SNIDER, Skyler	01/22/17	11:00 am	* CREIGHTON	60-70 LOT	618	(14)JACKSON, JaQuan	(7)GORDON, Lubirdia
11/26/16	2:30 pm	CENTRAL CONN.	WOT 78-70	748	(24)HILAIRE, Kaela	(15)GORDON, Lubirdia	01/27/17	7:00 pm	* XAVIER	W 71-62	783	(16)HILAIRE, Kaela	(9)GORDON, Lubirdia (9)JONES-PACK, Jayla
11/27/16	2:30 pm	UT-ARLINGTON	61-86 L	672	(15)HILAIRE, Kaela	(5)JACKSON, JaQuan	01/29/17	2:00 pm	* BUTLER	W 65-63	1467	(13)JACKSON, JaQuan	(6)GORDON, Lubirdia
11/30/16	6:00 pm	at Princeton	67-94 L	656	(16)WINTERS, Deja	(11)SNIDER, Skyler	2/3/17	11:30 am	* at Marquette	60-103 L	2524	(12)LUNDBERG, Claire (12)SMITH, LaTecia	(6)GORDON, Lubirdia
12/4/16	2:00 pm	WAKE FOREST	W 70-63	657	(19)SMITH, LaTecia	(13)GORDON, Lubirdia	2/5/17	2:00 pm	* at DePaul	60-86 L	2006	(12)HILAIRE, Kaela	(7)SNIDER, Skyler
12/7/16	11:30 am	LIU BROOKLYN	W 77-59	1265	(19)JACKSON, JaQuan	(10)SMITH, LaTecia	02/10/17	7:00 pm	* GEORGETOWN	60-77 L	1010	(23)JACKSON, JaQuan	(6)LUNDBERG, Claire (6)JONES-PACK, Jayla
12/13/16	7:00 pm	at Rutgers	45-53 L	1626	(21)JACKSON, JaQuan	(5)GORDON, Lubirdia	02/12/17	2:00 pm	* VILLANOVA	52-87 L	1087	(18)GORDON, Lubirdia	(6)SMITH, LaTecia
12/18/16	12:00 pm	RIDER	W 89-81	620	(19)JACKSON, JaQuan (19)HILAIRE, Kaela	(5)JACKSON, JaQuan (5)SMITH, LaTecia	2/17/17	7:00 pm	* at Creighton	44-61 L	1052	(8)HILAIRE, Kaela (8)SMITH, LaTecia	(10)SMITH, LaTecia
12/30/16	7:00 pm	* ST. JOHN'S	W 64-59	1327	(18)JACKSON, JaQuan	(6)MOLYNEAUX, Jordan (6)SAMUELS, Shadeen	2/19/17	1:00 pm	* at Providence	57-74 L	837	(23)JACKSON, JaQuan	(10)GORDON, Lubirdia
01/02/17	6:30 pm	* at Butler	58-79 L	622	(25)JACKSON, JaQuan	(7)SMITH, LaTecia	2/26/17	2:00 pm	* at St. John's	71-77L	1121	(32)JACKSON, JaQuan	(4)LUNDBERG, Claire
01/04/16	7:00 pm	* at Xavier	64-72 L	620	(20)HILAIRE, Kaela	(9)SAMUELS, Shadeen (9)GORDON, Lubirdia	03/04/17	6:30 pm	vs Providence	W 73-60	2132	(18)HILAIRE, Kaela	(12)GORDON, Lubirdia
1/8/17	2:00 pm	* DEPAUL	65-96 L	850	(14)JACKSON, JaQuan	(7)JONES-PACK, Jayla	03/05/17	6:00 pm	vs DePaul	60-92 L	1922	(13)JONES-PACK, Jayla	(8)GORDON, Lubirdia
01/10/17	7:00 pm	* MARQUETTE	77-83 L	744	(18)LUNDBERG, Claire	(8)SAMUELS, Shadeen							

* indicates conference game

PLAYERS RETURNING

No.	Player	GP	GS	Min	Avg	TOTAL			3-PTS			REBOUNDS														
						FG	FGA	Pct	3FG	FGA	Pct	FT	FTA	Pct	Off	Def	Tot	Avg	PF	FO	A	TO	Blk	Stl	Pts	Avg
00	JACKSON, JaQuan	28	25	903	32.2	157	400	.393	57	172	.331	57	76	.750	23	61	84	3.0	49	1	40	64	1	47	428	15.3
	Conference-Only...	18	15	566	31.4	100	258	.388	37	105	.352	28	33	.848	16	31	47	2.6	28	1	23	30	0	24	265	14.7
01	HILAIRE, Kaela	30	27	819	27.3	106	323	.328	24	75	.320	75	106	.708	7	60	67	2.2	80	1	130	118	1	51	311	10.4
	Conference-Only...	17	17	463	27.2	57	191	.298	13	42	.310	33	50	.660	6	35	41	2.4	42	0	69	62	1	17	160	9.4
15	WINTERS, Deja	26	4	539	20.7	50	156	.321	28	89	.315	24	32	.750	18	52	70	2.7	42	0	25	41	21	27	152	5.8
	Conference-Only...	13	1	245	18.8	19	53	.358	10	23	.435	7	10	.700	7	21	28	2.2	18	0	10	19	8	13	55	4.2
24	SAMUELS, Shadeen	26	3	409	15.7	40	93	.430	0	5	.000	32	55	.582	34	63	97	3.7	47	1	21	31	8	23	112	4.3
	Conference-Only...	14	1	226	16.1	19	44	.432	0	1	.000	17	26	.654	17	35	52	3.7	22	0	15	17	5	11	55	3.9
31	JONES-PACK, Jayla	29	7	363	12.5	39	76	.513	0	0	.000	20	43	.465	38	63	101	3.5	61	2	3	45	40	7	98	3.4
	Conference-Only...	17	1	206	12.1	21	44	.477	0	0	.000	10	18	.556	23	38	61	3.6	32	0	1	19	21	3	52	3.1
04	HEALY, Kaitly	30	9	426	14.2	13	54	.241	12	43	.279	4	6	.667	3	16	19	0.6	23	0	42	26	1	15	42	1.4
	Conference-Only...	17	2	217	12.8	5	29	.172	5	23	.217	0	0	.000	0	6	6	0.4	12	0	22	9	0	6	15	0.9

PLAYERS NOT RETURNING

No.	Player	GP	GS	Min	Avg	TOTAL			3-PTS			REBOUNDS														
						FG	FGA	Pct	3FG	FGA	Pct	FT	FTA	Pct	Off	Def	Tot	Avg	PF	FO	A	TO	Blk	Stl	Pts	Avg
35	GORDON, Lubirdia	28	23	677	24.2	94	153	.614	0	0	.000	62	105	.590	84	99	183	6.5	85	2	7	61	43	13	250	8.9
	Conference-Only...	18	17	436	24.2	61	95	.642	0	0	.000	36	63	.571	45	60	105	5.8	55	2	5	38	23	8	158	8.8
03	SMITH, LaTecia	28	25	766	27.4	97	216	.449	9	23	.391	46	56	.821	29	102	131	4.7	49	0	77	76	1	49	249	8.9
	Conference-Only...	18	15	472	26.2	58	133	.436	8	17	.471	24	27	.889	15	61	76	4.2	27	0	42	45	1	20	148	8.2
30	LUNDBERG, Claire	31	26	776	25.0	66	193	.342	56	164	.341	23	28	.821	19	71	90	2.9	49	0	18	38	10	25	211	6.8
	Conference-Only...	18	16	484	26.9	39	111	.351	32	91	.352	13	16	.813	7	45	52	2.9	31	0	13	20	7	11	123	6.8
25	MOLYNEAUX, Jordan	16	1	180	11.3	18	33	.545	0	0	.000	7	9	.778	13	20	33	2.1	31	2	1	12	9	5	43	2.7
	Conference-Only...	8	1	77	9.6	4	8	.500	0	0	.000	0	0	.000	5	13	18	2.3	13	1	0	5	5	1	8	1.0
20	SNIDER, Skyler	22	2	230	10.5	20	57	.351	8	28	.286	9	19	.474	15	32	47	2.1	25	0	5	13	10	7	57	2.6
	Conference-Only...	11	2	144	13.1	13	34	.382	3	14	.214	2	8	.250	6	11	17	1.5	13	0	1	8	6	4	31	2.8
05	KUDERER, Martha	17	2	133	7.8	13	24	.542	3	9	.333	5	7	.714	4	14	18	1.1	2	0	3	4	1	6	34	2.0
	Conference-Only...	12	1	85	7.1	8	16	.500	3	8	.375	4	5	.800	3	8	11	0.9	2	0	1	2	0	4	23	1.9
44	JEMMOT, Chanel	4	0	11	2.8	1	2	.500	0	0	.000	0	0	.000	1	2	3	0.8	2	0	1	0	1	0	2	0.5
	Conference-Only...	0	0	0	0.0	0	0	.000	0	0	.000	0	0	.000	0	0	0	0.0	0	0	0	0	0	0	0	0.0
10	FITZGERALD, Ali	6	0	18	3.0	0	5	.000	0	3	.000	2	2	1.000	1	3	4	0.7	0	0	0	0	0	0	2	0.3
	Conference-Only...	2	0	4	2.0	0	1	.000	0	1	.000	0	0	.000	0	0	0	0.0	0	0	0	0	0	0	0	0.0
TM	TEAM.....																45	58	103	3.3	1		10		0	
	Conference-Only...																29	25	54	3.0	0		8		0	
	Total.....	31				714	1785	.400	197	611	.322	366	544	.673	334	716	1050	33.9	546	9	373	539	147	275	1991	64.2
	Conference-Only...	18				404	1017	.397	111	325	.342	174	256	.680	179	389	568	31.6	295	4	202	282	77	122	1093	60.7
	Opponents.....	31				833	1950	.427	238	710	.335	371	547	.678	477	820	1297	41.8	512	-	514	512	93	255	2275	73.4
	Conference-Only...	18				492	1116	.441	146	411	.355	208	286	.727	266	474	740	41.1	265	0	290	251	62	137	1338	74.3



Villanova

QUICK FACTS

Location: Villanova, Pa. 19085
 Nickname: Wildcats
 Colors: Blue and White
 Enrollment: 6,547
 Director of Athletics: Mark Jackson
 Home Court: Jake Nevin Field House (2,000)
 Press Row Phone: (610) 519-7290
 2016-17 Overall Record: 20-15
 2016-17 BIG EAST Record/Finish: 11-7/T-4th
 Letterwinners Returning/Lost: 8/2
 Starters Returning/Lost: 4/1

COACHING STAFF

Head Coach: Harry Perretta
 Alma Mater: Lycoming '78
 Associate Head Coach: Joe Mullaney (Providence '78)
 Assistant Coach: Shanette Lee (Villanova '99)
 Assistant Coach: Laura Kurz (Villanova '09)
 Director of Basketball Operations: Mimi Riley (Villanova '02)

SPORTS INFORMATION

Basketball Office Phone: (610) 519-3535
 SID Contact: Dean Kenefick
 Office Phone: (610) 519-6514
 Cell Phone: (610) 308-4395
 E-mail Address: dean.kenefick@villanova.edu
 Web Address: www.villanova.com

DID YOU KNOW?

Head coach Harry Perretta earned career win No. 700 and BIG EAST win No. 300 in 2016. Perretta became just the fourth coach in BIG EAST history, men's or women's, to earn 300 conference wins, joining Jim Calhoun (Connecticut), Jim Boeheim (Syracuse), and Geno Auriemma (Connecticut).



Kelly Jekot and Mary Gedaka are also coming off solid rookie campaigns, with Jekot jumping into the starting rotation four times and Gedaka one of just six players to see action in all 35 games.



MARK JACKSON
 Director of Athletics



HARRY PERRETTA
 Head Coach



DEAN KENEFICK
 Associate Athletic
 Director/Communications

News & Notes

The BIG Picture

After losing eight of its first 12 games last year, Villanova turned things around and won seven of eight before finishing in a tie for fourth in the conference standings. The Wildcats qualified for the WNIT for their sixth consecutive national postseason berth, winning four consecutive road games to advance to the semifinals before falling by four at Michigan. Villanova returns four starters from that squad, giving Harry Perretta, who enters his 40th year on the sideline, his most experienced group in quite some time. The Wildcats will once again play a challenging non-conference slate which will hopefully prepare them for a return to the NCAA Tournament.

Who's Returning

Villanova returns its top six scorers from a year ago, including senior Alex Louin and junior Adrianna Hahn who garnered All-BIG EAST honors at the end of the season. Jannah Tucker was a big part of the Wildcats' end of season success, averaging nearly 13 points per game over five WNIT contests.

Who's Gone

A pair of notable graduations for the Wildcats include Samantha Wilkes and Jordan Dillard. Wilkes started 33 games as a senior and averaged 4.0 points, 4.1 rebounds. Dillard played in all 35 games and contributed 2.1 points per contest.

Storylines

Villanova reached the 20-win mark for a fifth consecutive year and earned its highest final RPI (41) since conference realignment. The Wildcats will look to continue that ascension in 2017-18, and ultimately eye their first NCAA Tournament berth since 2013. Villanova seems to be in the NCAA conversation every year, and will look to capitalize on some quality non-conference wins this year to help solidify their spot. The Wildcats have incredible experience in their favor this year, both on the court and on the sidelines. Head coach Harry Perretta, who boasts over 700 career wins and more than 300 in BIG EAST play, in his 40th year, will preside over a lineup which includes two returning All-BIG EAST players and more than 90 percent of its scoring from a year ago.

ADRIANNA HAHN

SCHEDULE

November

Date	Day	Opponent	Time	Network TV
10	Fri.	at Hartford	5:30 p.m.	
17	Fri.	at Lehigh	5 p.m.	
19	Sun.	Duke	1 p.m.	
24	Fri.	vs. James Madison (Burlington, Vt.)	7 p.m.	
25	Sat.	vs. American (Burlington, Vt.)	5 or 7 p.m.	
29	Wed.	at Princeton	5:30 p.m.	

December

3	Sun.	St. Joseph's	1 p.m.	
6	Wed.	at Fairfield	TBA	
10	Sun.	at Temple	2 p.m.	
20	Wed.	at LaSalle	1 p.m.	
28	Thu.	at CREIGHTON	8 p.m.	BEDN
30	Sat.	at PROVIDENCE	1 p.m.	BEDN

January

2	Tue.	BUTLER	7 p.m.	BEDN
5	Fri.	XAVIER	7 p.m.	BEDN
10	Wed.	at GEORGETOWN	7 p.m.	BEDN
12	Fri.	at SETON HALL	7 p.m.	BEDN
14	Sun.	at ST. JOHN'S	2 p.m.	BEDN
17	Wed.	Penn	7 p.m.	
19	Fri.	DePAUL	7 p.m.	BEDN
21	Sun.	MARQUETTE	Noon	FS1
26	Fri.	at XAVIER	7 p.m.	BEDN
28	Sun.	at BUTLER	1 p.m.	BEDN

February

3	Sat.	GEORGETOWN	1 p.m.	BEDN
9	Fri.	ST. JOHN'S	11:30 a.m.	BEDN
11	Sun.	SETON HALL	2 p.m.	FS2
16	Fri.	at MARQUETTE	8 p.m.	BEDN
18	Sun.	at DePAUL	3 p.m.	FS1
23	Fri.	PROVIDENCE	7 p.m.	BEDN
25	Sun.	CREIGHTON	2 p.m.	FS1

All dates are subject to change
BIG EAST games in all CAPS



ROSTER

NO.	NAME	POS.	CL.	HT.	HOMETOWN/ PREVIOUS SCHOOL
0	Cameron Onken	G	R-Fr.	5-10	Lafayette, Ind./Lafayette Central Catholic
1	Bridget Herlihy	F	So.	6-2	Braintree, Mass./Braintree
2	Alex Louin	G	Sr.	6-0	Doylestown, Pa./Mount St. Joseph Academy
10	Raven James	G	R-Fr.	5-6	Upper Marlboro, Md./St. Paul VI
12	Megan Quinn	C	Sr.	6-2	Berwyn, Pa./Episcopal Academy
13	Samantha Carangi	G	Fr.	5-9	Lansdale, Pa./North Penn
14	Brianna Herlihy	F	R-Fr.	6-0	Braintree, Mass./Braintree
21	Jannah Tucker	G/F	Jr.	6-0	Baltimore, Md./New Town
23	Emily Esposito	G	Fr.	5-9	Gorham, Maine/Gorham
24	Nicolette Juliana	G	Sr.	5-8	West Chester, Pa./Bishop Shanahan
25	Kelly Jekot	G	So.	6-0	Enola, Pa./Cumberland Valley
30	Mary Gedaka	F	So.	6-1	Mullica Hill, N.J./Gloucester Catholic
31	Adrianna Hahn	G	Jr.	5-6	Wilmington, Del./Ursuline Academy
45	Grace Stant	G	So.	6-0	Fair Haven, N.J./Rumson Fair Haven

Head Coach: Harry Perretta
Associate Head Coach: Joe Mullaney
Assistant Coach: Laura Kurz
Assistant Coach: Shanette Lee
Director of Basketball Operations: Mimi Riley



Villanova

HEAD COACH HARRY PERRETТА



PROFILE: Hired at Villanova – June 12, 1978

Personal – Native of Upper Darby, Pa.; attended Monsignor Bonner (Pa.) High School (1974); married (Helen); father of two sons (Stephen, 17 and Michael 15)

Education – B.A. in Social Studies and Secondary Teaching Degree, Lycoming College (1978)

Coaching File – Volunteer men's and women's junior varsity and varsity basketball coach, Lycoming College (1975-78)

Highlights – Earned career win No. 700 and BIG EAST win No. 300 in 2015-16, becoming just the third active D1 coach to reach 700 and just the fourth BIG EAST coach, men's or women's, to reach 300 league victories; guided the Wildcats to their sixth consecutive national postseason appearance in 2017; Villanova advanced to the semifinals of the WNIT; NCAA Championship appearance in 2008-09, its first since 2003-04; all-time winningest coach in

history of Villanova basketball for men or women with 723 wins; Wildcats made four straight NCAA appearances (2001-04) and advanced to the 2003 Elite Eight; won the 2003 BIG EAST Championship and earned a program-best No. 2 seed in the NCAA Tournament; school-record 28 wins in 2003; four straight NCAA bids (1986-89); 10 combined WNIT appearances; 1996 BIG EAST Coach of the Year; five-time Philadelphia Big 5 Coach of the Year; three-time BIG EAST Champions (1985, '86, '03); 1986-87 BIG EAST regular-season champion; shared regular season titles in 1983-84 and '84-85; coached All-American Shelly Pennefather, who was the 1987 national player of the year and Wade Trophy winner; 1978 AIAW small college coach of the year; 1982 AIAW Final Four appearance; directed the BIG EAST Women's All-Star summer tour of Canada in 1991; in 2012-13, posted the first 20-win season since 2005-06 and guided the Wildcats back to the NCAA Tournament for the first time since 2009.

PERRETТА'S YEAR-BY-YEAR HISTORY

Year	School	Overall	BIG EAST	BIG EAST Tournament	NCAA Postseason	WNIT Postseason
1978-79	Villanova	17-8				
1979-80	Villanova	20-5				
1980-81	Villanova	22-6				
1981-82	Villanova	29-4				
1982-83	Villanova	14-15	4-4 (4th)	1-1		
1983-84	Villanova	22-7	6-2 (1st)	1-1		
1984-85	Villanova	21-9	12-4 (1st)	2-1 (2nd)		
1985-86	Villanova	23-8	12-4 (2nd)	3-0 (1st)	1-1	
1986-87	Villanova	27-4	15-1 (1st)	3-0 (1st)	0-1	
1987-88	Villanova	20-9	11-5 (2nd)	0-1	0-1	
1988-89	Villanova	18-12	11-5 (2nd)	1-1	0-1	
1989-90	Villanova	9-19	1-15 (9th)	0-1		
1990-91	Villanova	12-17	4-12 (8th)	1-1		
1991-92	Villanova	11-17	7-11 (3rd)	0-1		
1992-93	Villanova	15-13	10-8 (4th)	1-1		
1993-94	Villanova	13-14	7-11 (6th)	0-1		
1994-95	Villanova	19-9	13-5 (2nd)	1-1		
1995-96	Villanova	21-7	13-5 (3rd, BE 6)	1-1		
1996-97	Villanova	14-14	8-10 (5th, BE 6)	1-1		
1997-98	Villanova	19-10	12-6 (2nd, BE 6)	1-1		0-1
1998-99	Villanova	14-14	9-9 (6th)	1-1		0-1
1999-00	Villanova	15-15	7-9 (6th)	1-1		
2000-01	Villanova	22-9	11-5 (4th)	1-1	1-1	
2001-02	Villanova	20-11	12-4 (3rd)	1-1	1-1	
2002-03	Villanova	28-6	12-4 (3rd)	3-0 (1st)	3-1 (Elite Eight)	
2003-04	Villanova	23-7	12-4 (2nd)	0-1		
2004-05	Villanova	19-12	10-6 (4th)	2-1		0-1
2005-06	Villanova	21-11	9-7 (6th)	1-1		2-1
2006-07	Villanova	8-21	2-14 (16th)			
2007-08	Villanova	17-16	5-11 (11th)	0-1		2-1
2008-09	Villanova	19-14	10-6 (4th)	1-1	0-1	
2009-10	Villanova	14-16	3-13 (15th)	0-1		
2010-11	Villanova	12-19	3-13 (13th)	1-1		
2011-12	Villanova	19-15	6-10 (10th)	1-1		2-1
2012-13	Villanova	21-11	9-7	1-1	0-1	
2013-14	Villanova	23-9	12-6 (T-3rd)	0-1		1-1
2014-15	Villanova	22-14	12-6 (3rd)	1-1		3-1
2015-16	Villanova	20-12	12-6 (T-2nd)	0-1		1-1
2016-17	Villanova	20-15	11-7 (T-4th)	0-1		4-1
Career	39 Years	723-454 (.614)	313-255 (.551)	32-31 (.508)	7-10 (.412)	15-10 (.667)

PERRETТА'S RECORD

Career Record (39 years)

723-454 (.614)

VU Record (39 years)

723-454 (.614)

BIG EAST Regular Season Record (35 years)

313-255 (.551)

BIG EAST Tournament Record (34 appearances)

32-31 (.508)

NCAA Record (10 appearances)

7-10 (.412)

WNIT Record (10 appearances)

15-10 (.667)

VILLANOVA IN THE BIG EAST

	Overall	BIG EAST	Reg. Seas. Finish
1982-83	14-15	4-4	tied-4th
1983-84	22-7	6-2	tied-1st
1984-85	21-9	12-4	tied-1st
1985-86	23-8	12-4	tied-2nd
1986-87	27-4	15-1	1st
1987-88	20-9	11-5	2nd
1988-89	18-12	11-5	2nd
1989-90	9-19	1-15	9th
1990-91	12-17	4-12	8th
1991-92	11-17	7-11	tied-5th
1992-93	15-13	10-8	tied-4th
1993-94	13-14	7-11	tied-6th
1994-95	19-9	13-5	2nd
1995-96	21-7	13-5	3rd BE 6
1996-97	14-14	8-10	5th BE 6
1997-98	19-10	12-6	tied-2nd BE 6
1998-99	14-14	9-9	tied-6th
1999-00	15-15	7-9	tied-6th
2000-01	22-9	11-5	tied-4th
2001-02	20-11	12-4	tied-3rd
2002-03	28-6	12-4	tied-3rd
2003-04	23-7	12-4	tied-2nd
2004-05	19-12	10-6	tied-4th
2005-06	21-11	9-7	tied-6th
2006-07	8-21	2-14	16th
2007-08	17-16	5-11	tied-11th
2008-09	19-14	10-6	tied-4th
2009-10	14-16	3-13	15th
2010-11	12-19	3-13	tied-13th
2011-12	19-15	6-10	tied-10th
2012-13	21-11	9-7	tied-6th
2013-14	23-9	12-6	tied-3rd
2014-15	22-14	12-6	3rd
2015-16	20-12	12-6	tied-2nd
2016-17	20-15	11-7	tied-4th



RESULTS & STATISTICS

RECORD:	OVERALL	HOME	AWAY	NEUTRAL	ATTENDANCE SUMMARY	GAMES	TOTALS	AVG/GAME
All Games	20-15	8-5	11-6	1-4	Home	13	11553	889
Conference	11-7	6-3	5-4	0-0	Away	17	24539	1443
Non-Conference	9-8	2-2	6-2	1-4	Neutral	5	4338	868
					Total	35	40430	1155

Date	Time	Opponent	Score	Attend.	High Points	High Rebounds	Date	Time	Opponent	Score	Attend.	High Points	High Rebounds
11/11/16	7:30 pm	vs Mississippi State	62-108 L	2416	(12)GEDAKA,Mary (12)JEKOT,Kelly	(4)LOUIN,Alex (4)GEDAKA,Mary	01/22/17	5:00 pm	* at Xavier	W 72-47	1016	(18)GEDAKA,Mary	(10)QUINN,Meghan
11/12/16	5:00pm	vs Purdue	W 58-44		(21)HAHN,Adrianna	(7)QUINN,Meghan	01/28/17	1:00 pm	* at Georgetown	49-54 L	1311	(11)LOUIN,Alex	(6)LOUIN,Alex
11/20/16	1:00 pm	GEORGE WASHINGTON	69-72 L	735	(21)TUCKER,Jannah	(6)QUINN,Meghan	2/3/17	7:03 pm	* CREIGHTON	44-47 L	1101	(15)HAHN,Adrianna	(10)LOUIN,Alex
11/24/16	5:45 pm	vs Troy	85-93 L		(23)LOUIN,Alex	(8)QUINN,Meghan	02/05/17	1:00 pm	* PROVIDENCE	W 61-43	1309	(14)LOUIN,Alex	(9)LOUIN,Alex
11/25/16	8:00 pm	vs VCU	66-68 L		(22)QUINN,Meghan	(8)QUINN,Meghan	2/10/17	8:00 pm	* at St. John's	W 67-56	1012	(17)HAHN,Adrianna	(8)HAHN,Adrianna
11/30/16	7:0 pm	LASALLE	W 52-49	801	(20)HAHN,Adrianna	(6)GEDAKA,Mary	02/12/17	2:00 pm	* at Seton Hall	W 87-52	1087	(15)DILLARD,Jordan	(9)LOUIN,Alex
12/3/16	4:00 pm	at Saint Joseph's	W 62-54	1243	(26)LOUIN,Alex	(8)QUINN,Meghan	02/17/17	7:30 pm	* XAVIER	W02 76-71	1019	(35)HAHN,Adrianna	(11)LOUIN,Alex
12/05/16	7:00 pm	LEHIGH	W 59-37	509	(14)QUINN,Meghan	(11)QUINN,Meghan	02/19/17	1:00 pm	* BUTLER	W0T 61-58	1041	(14)TUCKER,Jannah	(10)LOUIN,Alex
12/10/16	1:00 pm	TEMPLE	48-83 L	441	(15)TUCKER,Jannah	(7)WILKES,Samantha	2/24/17	7:00 pm	* at DePaul	50-77 L	2368	(12)GEDAKA,Mary	(8)GEDAKA,Mary
12-21-16	7:00 pm	at Duke	50-68 L	3377	(18)HAHN,Adrianna	(7)JEKOT,Kelly	2/26/17	2:00 pm	* at Marquette	53-62 L	1614	(17)TUCKER,Jannah	(8)QUINN,Meghan
12/28/16	12:00 pm	* MARQUETTE	71-77 L	509	(31)HAHN,Adrianna	(6)WILKES,Samantha	03/05/17	8:30 pm	vs St. John's	40-56 L	1922	(12)GEDAKA,Mary	(7)GEDAKA,Mary
12/30/16	7:00 pm	* DEPAUL	50-80 L	635	(17)TUCKER,Jannah	(9)JEKOT,Kelly	03/17/17	6:00 pm	at Princeton	W 59-53	514	(18)LOUIN,Alex	(8)JEKOT,Kelly
01/04/17	7:00 pm	* GEORGETOWN	W 71-50	435	(23)HAHN,Adrianna	(8)QUINN,Meghan	3/19/17	2:00 pm	at Drexel	W 56-51	599	(24)LOUIN,Alex	(9)QUINN,Meghan
1/8/17	2:00 pm	* at Providence	W 64-59	564	(25)HAHN,Adrianna	(6)LOUIN,Alex (6)QUINN,Meghan	03/23/17	7:05 pm	at James Madison	W0T 69-67	1712	(22)TUCKER,Jannah	(9)WILKES,Samantha
1/10/17	7:00 pm	* at Creighton	46-60 L	707	(13)QUINN,Meghan	(6)QUINN,Meghan	3/26/17	2:00 pm	at Indiana	W 69-57	4770	(19)TUCKER,Jannah	(9)LOUIN,Alex
1/13/17	11:30 pm	* SETON HALL	W 69-52	2109	(22)HAHN,Adrianna	(8)QUINN,Meghan	03/29/17	7:00 pm	at Michigan	61-65 L	1467	(14)LOUIN,Alex	(8)QUINN,Meghan
1/15/17	2:00 pm	* ST. JOHN'S	W 55-50	909	(19)LOUIN,Alex	(8)GEDAKA,Mary							
1/18/17	7:00 pm	at Penn	W 60-48	575	(23)HAHN,Adrianna	(8)GEDAKA,Mary							
01/20/17	7:00 pm	* at Butler	W0T 70-69	603	(20)GEDAKA,Mary	(12)QUINN,Meghan							

* indicates conference game

PLAYERS RETURNING

No.	Player	GP	GS	Min	Avg	TOTAL			3-PTS			REBOUNDS														
						FG	FGA	Pct	3FG	FGA	Pct	FT	FTA	Pct	Off	Def	Tot	Avg	PF	FO	A	TO	Blk	Stl	Pts	Avg
02	LOUIN,Alex Conference-Only...	35	35	1217	34.8	143	366	.391	53	170	.312	119	143	.832	34	160	194	5.5	86	0	110	55	31	38	458	13.1
31	HAHN,Adrianna Conference-Only...	35	33	1189	34.0	150	365	.411	93	226	.412	47	53	.887	12	91	103	2.9	65	0	70	47	1	38	440	12.6
21	TUCKER,Jannah Conference-Only...	31	27	915	29.5	108	328	.329	50	180	.278	19	24	.792	15	60	75	2.4	55	0	40	37	10	28	285	9.2
12	QUINN,Meghan Conference-Only...	35	31	871	24.9	98	238	.412	44	123	.358	21	35	.600	46	155	201	5.7	56	2	47	36	31	16	261	7.5
25	JEKOT,Kelly Conference-Only...	35	4	773	22.1	71	213	.333	30	102	.294	42	58	.724	37	86	123	3.5	37	0	50	28	10	12	214	6.1
30	GEDAKA,Mary Conference-Only...	35	0	494	14.1	72	141	.511	1	8	.125	40	52	.769	46	82	128	3.7	53	0	22	26	7	10	185	5.3
01	HERLIHY,Bridget Conference-Only...	29	1	251	8.7	19	78	.244	2	30	.067	15	25	.600	16	28	44	1.5	30	0	19	26	18	5	55	1.9
45	STANT,Grace Conference-Only...	29	2	209	7.2	11	49	.224	8	39	.205	5	6	.833	5	20	25	0.9	23	0	12	9	1	5	35	1.2
24	JULIANA,Nicolette Conference-Only...	5	0	8	1.6	0	1	.000	0	1	.000	0	0	.000	0	0	0	0.0	0	0	0	0	0	0	0	0.0
		4	0	7	1.8	0	1	.000	0	1	.000	0	0	.000	0	0	0	0.0	0	0	0	0	0	0	0	0.0

PLAYERS NOT RETURNING

No.	Player	GP	GS	Min	Avg	TOTAL			3-PTS			REBOUNDS														
						FG	FGA	Pct	3FG	FGA	Pct	FT	FTA	Pct	Off	Def	Tot	Avg	PF	FO	A	TO	Blk	Stl	Pts	Avg
32	WILKES,Samantha Conference-Only...	33	33	826	25.0	51	173	.295	11	65	.169	20	36	.556	38	98	136	4.1	56	0	56	29	28	19	133	4.0
11	DILLARD,Jordan Conference-Only...	35	7	360	10.3	34	90	.378	1	7	.143	6	8	.750	17	22	39	1.1	27	0	24	22	2	11	75	2.1
04	CRISPIN,Karlie Conference-Only...	7	1	12	1.7	0	7	.000	0	6	.000	0	0	.000	0	1	1	0.1	0	0	0	1	0	0	0	0.0
		4	1	9	2.3	0	7	.000	0	6	.000	0	0	.000	0	1	1	0.3	0	0	0	1	0	0	0	0.0
TM	TEAM.....														59	72	131	3.7	0			14			0	
	Conference-Only...														30	47	77	4.3	0			7			0	
	Total.....	35				757	2049	.369	293	957	.306	334	440	.759	325	875	1200	34.3	488	2	450	330	139	182	2141	61.2
	Conference-Only...	18				395	1065	.371	159	494	.322	167	222	.752	162	479	641	35.6	232	1	247	173	79	104	1116	62.0
	Opponents....	35				824	2042	.404	158	489	.323	331	461	.718	389	1000	1389	39.7	510	-	386	385	85	161	2137	61.1
	Conference-Only...	18				420	1066	.394	76	259	.293	148	202	.733	190	526	716	39.8	247	1	197	198	52	88	1064	59.1



Xavier

QUICK FACTS

Location:..... Cincinnati, Ohio 45207
 Nickname:..... Musketeers
 Colors:..... Navy Blue, Gray and White
 Enrollment:..... 6,798
 Director of Athletics:..... Greg Christopher
 Home Court:..... Cintas Center (10,224)
 Press Row Phone:..... (419) 605-8512
 2016-17 Overall Record:..... 12-18
 2016-17 BIG EAST Record/Finish:..... 4-14/T-7th
 Letterwinners Returning/Lost:..... 8/5
 Starters Returning/Lost:..... 1/4

COACHING STAFF

Head Coach:..... Brian Neal
 Alma Mater:..... (Northern Kentucky '91)
 Assistant Coach:..... Crystal Kelly (Western Kentucky '08)
 Assistant Coach:..... Christian Stefanopoulos (Thomas More '06)
 Assistant Coach:..... Mark Stephens (Morehead State '02)
 Director of Basketball Administration: Dave Bezold (Viterbo '90)
 Director of Basketball Operations:..... Netta Floyd

SPORTS INFORMATION

Basketball Office Phone:..... (513) 745-3414
 SID Contact:..... Greg Lautzenheiser
 Office Phone:..... (513) 745-3961
 Cell Phone:..... (419) 605-8512
 E-mail Address:..... lautzenheiserg@xavier.edu
 Web Address:..... www.goxavier.com

DID YOU KNOW?

Xavier established the "Lauren Hill Tipoff Classic", this will be the third annual classic honoring the late Lauren Hill. Xavier's Cintas Center was her cancer-stricken Hill made her courageous debut for Mount St. Joseph, scoring the first points of the 2014-15 college basketball season.



GREG CHRISTOPHER
Director of Athletics



BRIAN NEAL
Head Coach



GREG LAUTZENHEISER
Assistant Director Of Athletic Communications

News & Notes

The BIG Picture

Now entering its fifth season of BIG EAST play, Xavier will look to improve on a taxing 2016-17 campaign. After a pair of seventh place finishes in 2014-15 and 2015-16, going 8-10 in the BIG EAST, the Musketeers took a step back last season finishing 4-14 in a tie for seventh. Entering his fifth season at the helm, Brian Neal welcomes six incoming freshman who he hopes will help push Xavier over the hump and into the upper half of the league.

Who's Returning

Xavier returns its top three-point shooter and the only returning starter from last season in Kindell Fincher. The redshirt-junior hit 52 shots from beyond the arc to rank 10th in the BIG EAST, while averaging 7.9 points per game. The Musketeers also return redshirt-junior Imani Partlow who averaged 7.6 points and 4.5 rebounds per game last season. The duo finished the season ranked fourth and fifth respectively on the team in scoring.

Who's Gone

The Musketeers will be without four starters from last season, including the team's three leading scorers. The quartet, accounting for 58.6-percent of Xavier's points, consisted of graduates Maddison Blackwell, Leah Schaefer and leading scorer Raeshawn Gaffney, while Marquia Turner transferred. Gaffney completed her senior campaign as the only Musketeers player to average double digit points (14.3 per game), earning BIG EAST Honorable Mention.

Storylines

The Musketeers welcome six newcomers to the squad, with their class consisting of a balanced group of three guards and three forwards. The group is highlighted by 2016 West Virginia Gatorade Player of the Year Jordyn Dawson, who averaged 20.1 points, 13.2 rebounds, 5.1 assists, 7.3 steals and 2.1 blocks per game as a junior. And at guard, Deja Ross is known for being a perimeter threat after earning all-conference first-team honors three times and eclipsing the 1,000-point scoring mark in three seasons at Pomfret High School. All six freshmen will be asked by head coach Brian Neal to play key roles for a young Musketeers squad who will be battle tested early in non-conference play against a trio of teams who made WNIT appearances last season, as well as Missouri who appeared in the NCAA Tournament.

NA'TESHIA OWENS

SCHEDULE

November

Date	Day	Opponent	Time	Network TV
11	Sat.	New Hampshire	5 p.m.	
14	Tue.	Mount St. Mary's	7 p.m.	
16	Thu.	Grambling State	7 p.m.	
22	Wed.	at Minnesota	9 p.m.	
29	Wed.	Fort Wayne	7 p.m.	

December

4	Mon.	Wake Forest	7 p.m.	
6	Wed.	at Bowling Green	11 a.m.	
10	Sun.	Cincinnati	5 p.m.	
17	Sun.	vs. Furman (West Palm Beach, Fla.)	7:30 p.m.	
18	Mon.	vs. Missouri (West Palm Beach, Fla.)	5 p.m.	
22	Fri.	Florida A&M	7 p.m.	
29	Fri.	at BUTLER	7 p.m.	FS2

January

2	Tue.	at GEORGETOWN	2 p.m.	BEDN
5	Fri.	at VILLANOVA	7 p.m.	BEDN
7	Sun.	ST. JOHN'S	2 p.m.	BEDN
10	Wed.	SETON HALL	7 p.m.	BEDN
12	Fri.	at DePAUL	6 p.m.	BEDN
14	Sun.	at MARQUETTE	3 p.m.	BEDN
19	Fri.	PROVIDENCE	7 p.m.	BEDN
22	Mon.	CREIGHTON	Noon	BEDN
26	Fri.	VILLANOVA	7 p.m.	BEDN
28	Sun.	GEORGETOWN	2 p.m.	FS2

February

2	Fri.	at SETON HALL	7 p.m.	BEDN
4	Sun.	at ST. JOHN'S	2 p.m.	BEDN
9	Fri.	MARQUETTE	8 p.m.	FS2
11	Sun.	DePAUL	2 p.m.	BEDN
16	Fri.	at CREIGHTON	8 p.m.	BEDN
18	Sun.	at PROVIDENCE	1 p.m.	BEDN
25	Sun.	BUTLER	2 p.m.	BEDN

All dates are subject to change
BIG EAST games in all CAPS



ROSTER

NO.	NAME	POS.	CL.	HT.	HOMETOWN/ PREVIOUS SCHOOL
1	Kindell Fincher	G	R-Jr.	5-9	Fort Wayne, Ind./Canterbury
2	Deja Ross	F	Fr.	6-0	Providence, R.I./Pomfret
3	Aaliyah Dunham	G	Fr.	5-4	South Charleston, W.V./South Charleston
5	Princess Stewart	G	Fr.	5-9	Frankfort, Ky./Franklin Co.
10	Ashley Gomez	G	So.	5-9	Oklahoma City, Okla./Westmoore
12	Jada Byrd	G	Sr.	5-9	Lithonia, Ga./Redan
15	Megan Christopher	F	So.	5-8	Cincinnati, Ohio/Turpin
15	Alyson Reiff	G	Fr.	5-11	South Whitley, Ind./Whitko
20	Na'Teshia Owens	G	So.	5-5	Mexia, Texas/Mexia
21	A'riana Gray	F	Fr.	6-0	Cleveland, Ohio/Maple Heights
24	Jordyn Dawson	G/F	Fr.	5-10	Huntington, W.V./Huntington
25	Annina Äijänen	F	Sr.	6-2	Tampere, Finland/Sammon Keskuslukio
31	Tierra Floyd	F	R-So.	6-1	Toledo, Ohio/St. Bernard-Elmwood Place
45	Imani Partlow	F	R-Jr.	6-1	Cincinnati, Ohio/Winton Woods

Head Coach: Brian Neal
Assistant Coach: Crystal Kelly
Assistant Coach: Christian Stefanopoulos
Assistant Coach: Mark Stephens
Director of Basketball Administration: Dave Bezold
Director of Basketball Operations: Netta Floyd
Video Coordinator: Caleb Poston



Xavier

HEAD COACH BRIAN NEAL



PROFILE: Named head coach on November 7, 2013

Personal – Neal and his wife, Amy, reside in Taylor Mill, Ky., with their four children, Allison, Madison, Emma and Maxwell.

Education – Neal graduated from Northern Kentucky University in May of 1991 with a bachelor's degree in journalism with an English minor. He is currently pursuing a master's degree in sport administration at Xavier.

Coaching File – Assistant coach at Wilmington College (1992-98), Northern Kentucky (1998-2004) and Xavier (2011-13); head coach at Thomas More (2004-11)

Highlights –Named XU's interim head coach in Oct. 2013 before having the "interim" tag removed less than one month later as Xavier's seventh head coach in program history; has been with the Musketeer program going on six years; in just his second season as head coach,

led the Musketeers to the nation's ninth-best turnaround following a 10-win improvement from the previous year; seven-year head coach of Division III power Thomas More; TMC made five DIII NCAA Tournament appearances, including a pair of Sweet 16 runs in 2009 and 2011; notched six 20-win seasons at TMC and five consecutive PAC conference championships; four-time PAC Coach of the Year; two-time Great Lakes Region Coach of the Year (2008, '11); led the Saints to their first-ever No. 1 ranking, posing the program's second undefeated regular season in four years (2011); 2011 WBCA Region Six Division III Coach of the Year; assistant coach at Northern Kentucky which compiled an .813 winning percentage during his six-year tenure; NKU claimed in the Division II National Championship in 2000 and made four appearances in the Elite Eight.

NEAL'S YEAR-BY-YEAR HISTORY

YEAR	SCHOOL	OVERALL	BIG EAST	BIG EAST TOURNAMENT	NCAA POSTSEASON	WNIT POSTSEASON
2004-05	Thomas More	16-9				
2005-06	Thomas More	20-8				
2006-07	Thomas More	22-5				
2007-08	Thomas More	29-1				DIII Tournament
2008-09	Thomas More	28-3				DIII Second Round
2009-10	Thomas More	26-4				DIII Sweet 16
2010-11	Thomas More	30-1				DIII Second Round
2011-14	Xavier	8-23	3-15 (9th)	0-1		DIII Sweet 16
2014-15	Xavier	18-15	8-10 (7rd)	1-1		
2015-16	Xavier	17-13	8-10 (T-7th)	0-1		
2016-17	Xavier	12-18	4-14 (T-7th)	0-1		
Career	11 Years	226-100 (.693)	23-49 (.319)	1-4 (.200)		

NEAL'S RECORD

Career Record (11 years)

226-100 (.693)

Xavier Record (4 years)

55-69 (.444)

BIG EAST Regular Season Record (4 years)

23-49 (.319)

BIG EAST Tournament Record (4 appearances)

1-4 (.200)

NCAA Record

n/a

WNIT Record

n/a

XAVIER IN THE BIG EAST

	Overall	BIG EAST	Reg. Seas. Finish
2013-14	8-23	3-15	9th
2014-15	18-15	8-10	7th
2015-16	17-13	8-10	tied-7th
2016-17	12-18	4-14	tied-7th



RESULTS & STATISTICS

RECORD:	OVERALL	HOME	AWAY	NEUTRAL	ATTENDANCE SUMMARY	GAMES	TOTALS	AVG/GAME
All Games	12-18	8-7	3-9	1-2	Home	15	21339	1423
Conference	4-14	2-7	2-7	0-0	Away	12	20631	1719
Non-Conference	8-4	6-0	1-2	1-2	Neutral	3	2252	751
					Total	30	44222	1474

Date	Time	Opponent	Score	Attend.	High Points	High Rebounds	Date	Time	Opponent	Score	Attend.	High Points	High Rebounds
11/12/16	1:00 pm	TENNESSEE STATE	W 63-54	2222	(18)GAFFNEY, Raeshaun	(10)SCHAEFER, Leah	01/08/17	2:00 pm	* BUTLER	62-65 L	923	(16)GAFFNEY, Raeshaun	(8)BLACKWELL, Maddison
11/18/16	12:00 pm	SOUTHEAST MISSOURI	W 54-48	3736	(13)BLACKWELL, Maddison	(11)BLACKWELL, Maddison	1/13/17	7:00 pm	* at Marquette	61-85 L	2419	(12)GAFFNEY, Raeshaun	(7)TURNER, Marquia
11/22/16	7:00 pm	NORTH FLORIDA	W 83-46	645	(19)GAFFNEY, Raeshaun	(8)SCHAEFER, Leah	1/15/17	2:00 pm	* at DePaul	69-85 L	2311	(22)GAFFNEY, Raeshaun	(7)AJANEN, Anniina
						(18)PARTLOW, Imani	01/20/17	8:00 pm	* GEORGETOWN	64-69 L	1730	(21)GAFFNEY, Raeshaun	(9)PARTLOW, Imani
11/27/16	2:00 pm	ARKANSAS-PINE BLUFF	W 62-41	688	(18)GAFFNEY, Raeshaun	(12)SCHAEFER, Leah	01/22/17	5:00 pm	* VILLANOVA	47-72 L	1016	(11)TURNER, Marquia	(9)AJANEN, Anniina
12/01/16	7:00 pm	DELAWARE STATE	W 86-53	487	(18)TURNER, Marquia	(11)PARTLOW, Imani	01/27/17	7:00 pm	* at Seton Hall	62-71 L	783	(14)FINCHER, Kindell	(10)BLACKWELL, Maddison
					(18)PARTLOW, Imani							(14)BLACKWELL, Maddison	
12/05/16	7:00 pm	MICHIGAN	W 61-58	721	(17)FINCHER, Kindell	(10)BLACKWELL, Maddison	01/29/17		* at St. John's	55-64 L	8723	(14)BLACKWELL, Maddison	(8)BLACKWELL, Maddison
						(10)SCHAEFER, Leah	02/04/17	1:00 pm	* at Butler	W 53-43	1043	(13)GAFFNEY, Raeshaun	(11)GAFFNEY, Raeshaun
12/8/16	7:00 pm	at Wake Forest	45-58 L	416	(13)GAFFNEY, Raeshaun	(7)FINCHER, Kindell						(13)PARTLOW, Imani	
12/11/16	2:00 pm	at Cincinnati	W 72-61	1362	(24)GAFFNEY, Raeshaun	(8)SCHAEFER, Leah	02/10/17	7:00 pm	* DEPAUL	43-70 L	2770	(16)TURNER, Marquia	(5)SCHAEFER, Leah
12/19/16	2:15 pm	vs Oklahoma	69-81 L		(16)FINCHER, Kindell	(6)GAFFNEY, Raeshaun						(5)TURNER, Marquia	
12/20/16	12:00 pm	at Southern Mississippi	59-73 L	83	(14)TURNER, Marquia	(5)TURNER, Marquia	02/12/17	2:00 pm	* MARQUETTE	71-86 L	2185	(20)BLACKWELL, Maddison	(8)TURNER, Marquia
					(5)BYRD, Jada		02/17/17	7:30 pm	* at Villanova	71-76 L	1019	(16)GAFFNEY, Raeshaun	(12)GAFFNEY, Raeshaun
12/21/16	4:45 pm	vs Kennesaw State	W 75-52	120	(15)GAFFNEY, Raeshaun	(10)PARTLOW, Imani	02/19/17	2:00 pm	* at Georgetown	63-81 L	891	(15)PARTLOW, Imani	(8)GAFFNEY, Raeshaun
12/28/16	7:00 pm	* at Providence	W 54-51	477	(15)BLACKWELL, Maddison	(9)BLACKWELL, Maddison	02/24/17	7:00 pm	* CREIGHTON	57-67 L	1987	(18)TURNER, Marquia	(7)SCHAEFER, Leah
12/30/16	7:00 pm	* at Creighton	52-63 L	1104	(10)BLACKWELL, Maddison	(9)SCHAEFER, Leah	02/26/17	11:30 am	* PROVIDENCE	W 67-57	938	(16)GAFFNEY, Raeshaun	(10)BLACKWELL, Maddison
					(9)BLACKWELL, Maddison		03/04/17	4:00 pm	vs Butler	66-68 L	2132	(20)GAFFNEY, Raeshaun	(7)PARTLOW, Imani
01/02/17	7:00 pm	* ST. JOHN'S	48-65 L	671	(6)GAFFNEY, Raeshaun	(6)BLACKWELL, Maddison						(7)TURNER, Marquia	
01/04/16	7:00 pm	* SETON HALL	W 72-64	620	(33)GAFFNEY, Raeshaun	(11)BLACKWELL, Maddison							

* indicates conference game

PLAYERS RETURNING

No.	Player	GP	GS	Min	Avg	TOTAL			3-PTS			REBOUNDS														
						FG	FGA	Pct	3FG	FGA	Pct	FT	FTA	Pct	Off	Def	Tot	Avg	PF	FO	A	TO	Blk	Stl	Pts	Avg
01	FINCHER, Kindell	30	30	844	28.1	82	239	.343	52	160	.325	20	36	.556	15	77	92	3.1	52	2	21	57	8	23	236	7.9
	Conference-Only...	18	18	522	29.0	47	134	.351	29	88	.330	12	20	.600	10	43	53	2.9	36	2	12	35	5	12	135	7.5
45	PARTLOW, Imani	30	6	558	18.6	93	187	.497	3	7	.429	38	67	.567	45	89	134	4.5	65	2	10	32	9	13	227	7.6
	Conference-Only...	18	6	338	18.8	52	109	.477	1	4	.250	26	44	.591	27	45	72	4.0	38	2	8	22	4	8	131	7.3
25	AJANEN, Anniina	29	0	333	11.5	39	83	.470	6	18	.333	16	23	.696	24	48	72	2.5	29	0	19	30	9	9	100	3.4
	Conference-Only...	18	0	211	11.7	22	47	.468	3	12	.250	8	9	.889	14	29	43	2.4	13	0	10	20	5	7	55	3.1
12	BYRD, Jada	30	0	463	15.4	29	62	.468	1	6	.167	24	44	.545	31	34	65	2.2	31	0	22	25	2	6	83	2.8
	Conference-Only...	18	0	266	14.8	15	38	.395	0	2	.000	12	20	.600	16	10	26	1.4	19	0	8	15	1	4	42	2.3
20	OWENS, NaTeshia	30	0	284	9.5	30	71	.423	3	14	.214	20	33	.606	8	43	51	1.7	17	0	31	35	2	9	83	2.8
	Conference-Only...	18	0	182	10.1	19	42	.452	2	7	.286	11	15	.733	6	24	30	1.7	9	0	25	19	1	5	51	2.8
10	GOMEZ, Ashley	15	0	48	3.2	3	8	.375	3	8	.375	0	0	.000	1	7	8	0.5	0	0	3	3	1	0	9	0.6
	Conference-Only...	11	0	21	1.9	1	4	.250	1	4	.250	0	0	.000	1	3	4	0.4	0	0	2	3	0	0	3	0.3
15	CHRISTOPHER, Megan	13	0	30	2.3	2	3	.667	0	1	.000	2	2	1.000	1	2	3	0.2	4	0	1	0	0	0	6	0.5
	Conference-Only...	9	0	15	1.7	1	1	1.000	0	0	.000	0	0	.000	1	2	3	0.3	3	0	1	0	0	0	2	0.2
31	FLOYD, Tierra	3	0	13	4.3	0	5	.000	0	2	.000	1	2	.500	2	1	3	1.0	1	0	0	2	0	0	1	0.3
	Conference-Only...	3	0	13	4.3	0	5	.000	0	2	.000	1	2	.500	2	1	3	1.0	1	0	0	2	0	0	1	0.3

PLAYERS NOT RETURNING

No.	Player	GP	GS	Min	Avg	TOTAL			3-PTS			REBOUNDS														
						FG	FGA	Pct	3FG	FGA	Pct	FT	FTA	Pct	Off	Def	Tot	Avg	PF	FO	A	TO	Blk	Stl	Pts	Avg
30	GAFFNEY, Raeshaun	30	30	985	32.8	142	380	.374	41	106	.387	105	138	.761	24	111	135	4.5	46	0	53	56	0	24	430	14.3
	Conference-Only...	18	18	617	34.3	84	242	.347	19	54	.352	58	80	.725	17	74	91	5.1	31	0	28	32	0	11	245	13.6
00	TURNER, Marquia	30	30	941	31.4	106	290	.366	36	123	.293	46	65	.708	10	117	127	4.2	52	0	113	66	9	41	294	9.8
	Conference-Only...	18	18	577	32.1	62	182	.341	18	68	.265	32	41	.780	4	68	72	4.0	30	0	62	35	4	27	174	9.7
21	BLACKWELL, Maddison	30	30	787	26.2	109	246	.443	4	14	.286	39	59	.661	48	135	183	6.1	75	1	32	56	25	42	261	8.7
	Conference-Only...	18	18	509	28.3	72	155	.465	3	10	.300	24	37	.649	26	91	117	6.5	45	1	27	36	17	29	171	9.5
23	SCHAEFER, Leah	28	24	686	24.5	42	96	.438	7	21	.333	18	24	.750	43	104	147	5.3	65	2	65	49	33	17	109	3.9
	Conference-Only...	16	12	355	22.2	18	44	.409	2	8	.250	6	8	.750	15	55	70	4.4	38	1	29	29	12	6	44	2.8
24	THOMPSON, Martha	21	0	129	6.1	10	28	.357	5	15	.333	2	4	.500	5	23	28	1.3	10	0	13	14	5	2	27	1.3
	Conference-Only...	11	0	74	6.7	5	12	.417	5	11	.455	2	4	.500	1	14	15	1.4	5	0	3	8	4	2	17	1.5
TM	TEAM.....																									
	Conference-Only...																									
	Total.....	30				687	1698	.405	161	495	.325	331	497	.666	300	831	1131	37.7	449	7	383	434	103	186	1866	62.2
	Conference-Only...	18				398	1015	.392	83	270	.307	192	280	.686	164	486	650	36.1	270	6	215	260	53	111	1071	59.5
	Opponents.....	30				725	1870	.388	164	535	.307	313	433	.723	357	787	1144	38.1	478	-	402	368	128	230	1927	64.2
	Conference-Only...	18				467	1144	.408	113	367	.308	187	255	.733	217	496	713	39.6	270	5	281	213	74	137	1234	68.6

Coaches' Records

ALL-TIME

BUTLER		OVERALL		BIG EAST	
Years	Coach	W	L	W	L
1975-76	Xandra Hamilton	1	9		
1976-84	Linda Mason	124	47		
1984-88	Russ Sarfaty	32	76		
1988-93	Paulette Stein	87	57		
1993-99	June Olkowski	114	56		
1999-2002	Wendy Gatlin	21	62		
2002-14	Beth Couture	193	174	10	8
2014-	Kurt Godlevske	30	62	16	38
Totals		602	543 (.526)	26	46 (.444)

ST. JOHN'S		OVERALL		BIG EAST	
Years	Coach	W	L	W	L
1974-79	Vickie Kresse	100	43		
1979-84	Don Perrelli	118	43	12	4
1984-96	Joe Mullaney, Jr.	168	173	92	110
1996-99	Charlene Thomas-Swinson	24	61	14	40
1999-2001	Darcel Estep	22	51	8	29
2001-02	Pechone Stepps	0	11	0	11
2002-12	Kim Barnes Arico	176	134	73	87
2012-	Joe Tartamella	109	57	57	31
Totals		717	573 (.556)	256	312 (.451)

CREIGHTON		OVERALL		BIG EAST	
Years	Coach	W	L	W	L
1973-76	Eddy McClure	26	22		
1976-79	Gaye Kinnett	33	27		
1979-80	Howard Faber	11	10		
1980-92	Bruce Rasmussen	196	147		
1992-2002	Connie Yori	170	115		
2002-	Jim Flanery	293	191	46	26
Totals		729	512 (.587)	46	26 (.639)

SETON HALL		OVERALL		BIG EAST	
Years	Coach	W	L	W	L
1973-85	Sue Dilley	191	121	10	22
1985-2010	Phyllis Mangina	352	368	161	255
2010-13	Anne Donovan	27	64	7	41
2013-	Anthony Bozzella	83	48	39	33
Totals		653	602 (.520)	217	351 (.382)

DE PAUL		OVERALL		BIG EAST	
Years	Coach	W	L	W	L
1974-76	Debbie Miller	10	20		
1978-80	John Lawler	27	16		
1980-84	Ron Feiereisel	61	57		
1984-88	Jim Izard	90	28		
1976-78; 88-	Doug Bruno	641	326	139	61
Totals		836	447 (.652)	139	61 (.695)

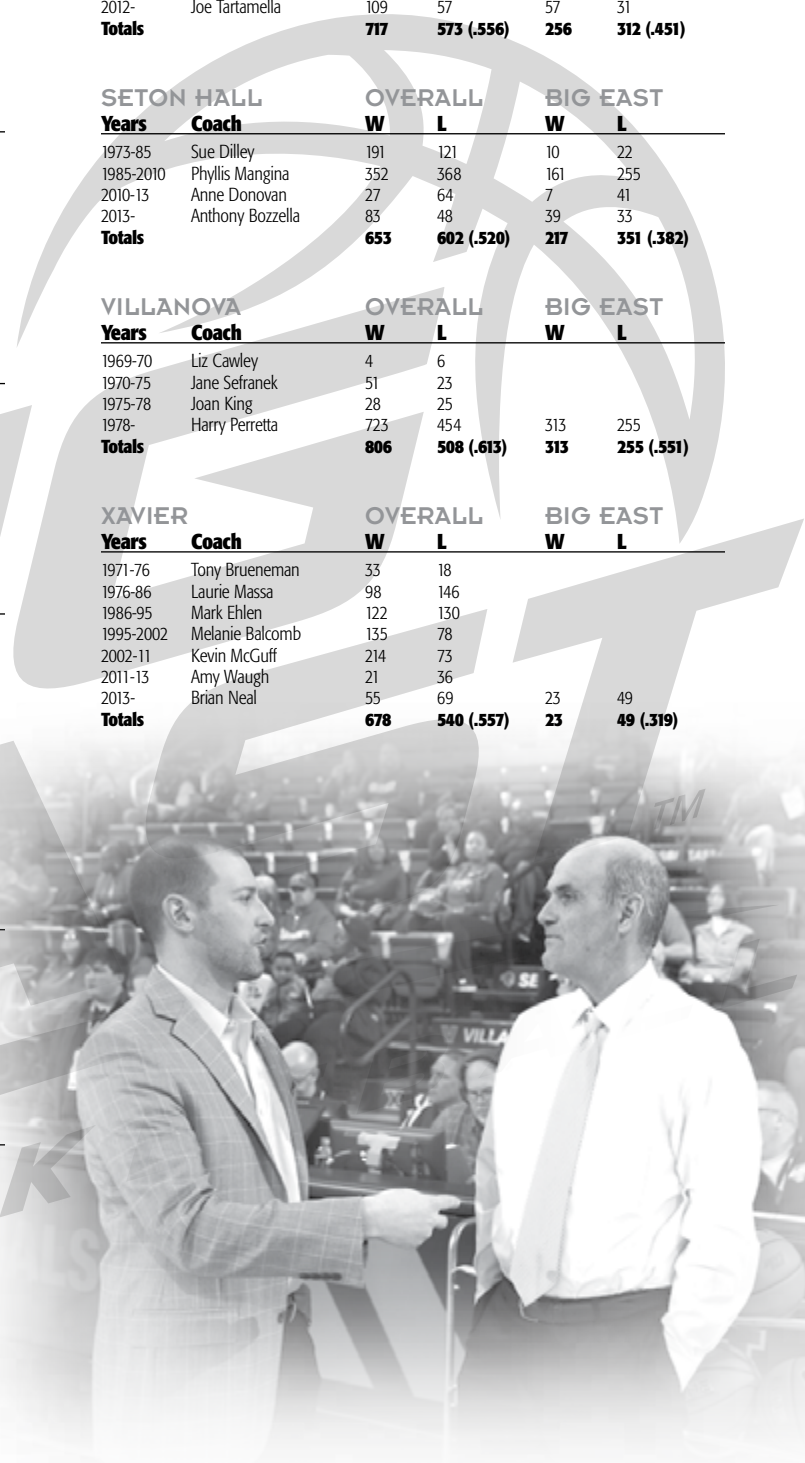
VILLANOVA		OVERALL		BIG EAST	
Years	Coach	W	L	W	L
1969-70	Liz Cawley	4	6		
1970-75	Jane Sefranek	51	23		
1975-78	Joan King	28	25		
1978-	Harry Perretta	723	454	313	255
Totals		806	508 (.613)	313	255 (.551)

GEORGETOWN		OVERALL		BIG EAST	
Years	Coach	W	L	W	L
1970-74	Betty Underwood	29	12		
1974-81	Francis Carr	95	46		
1981-83	Mary Briesse	19	32	3	5
1983-86	Cheryl Thompson	25	56	8	32
1986-2004	Patrick Knapp	248	264	124	180
2004-12	Terri Williams-Flournoy	143	104	58	70
2012-13	Keith Brown	15	16	5	11
2013-14	Jim Lewis	11	21	4	14
2014-17	Natasha Adair	37	54	20	34
Totals		622	605 (.507)	222	346 (.391)

XAVIER		OVERALL		BIG EAST	
Years	Coach	W	L	W	L
1971-76	Tony Brueneman	33	18		
1976-86	Laurie Massa	98	146		
1986-95	Mark Ehlen	122	130		
1995-2002	Melanie Balcomb	135	78		
2002-11	Kevin McGuff	214	73		
2011-13	Amy Waugh	21	36		
2013-	Brian Neal	55	69	23	49
Totals		678	540 (.557)	23	49 (.319)

MARQUETTE		OVERALL		BIG EAST	
Years	Coach	W	L	W	L
1975-86	Tat Shiely	111	148		
1986-90	Sr. Maria Pares	42	69		
1990-96	Jim Jabir	94	81		
1996-14	Terri Mitchell	348	215	74	72
2014-	Carolyn Kieger	48	46	26	28
Totals		643	559 (.535)	100	100 (.500)

PROVIDENCE		OVERALL		BIG EAST	
Years	Coach	W	L	W	L
1974-76	Kay McDonald	25	7		
1976-80	Tim Gilbride	82	27		
1980-83	Joe Mullaney, Jr.	66	27	7	1
1983-85	Lynn Sheedy	35	21	14	10
1985-96	Bob Foley	206	127	114	72
1996-2002	Jim Jabir	62	102	34	68
2002-05	Susan Yow	14	68	3	45
2005-12	Phil Seymore	88	120	30	82
2012-16	Susah Robinson Fruchtl	25	94	8	62
2016-	Jim Crowley	12	18	4	14
Totals		613	611 (.501)	214	354 (.377)



Review



BIG EASTTM

CONFERENCE



2016-17 Review

FINAL STANDINGS/BIG EAST TOURNAMENT RESULTS

BIG EAST

CONFERENCE

2016-17 FINAL STANDINGS

	BIG EAST				OVERALL					
	W-L	Pct.	H	A	W-L	Pct.	H	A	N	Streak
19/19 DePaul*^	16-2	.889	8-1	8-1	27-8	.771	13-2	9-5	5-1	L 1
RV/RV Creighton*^	16-2	.889	8-1	8-1	24-8	.750	12-1	9-6	3-1	L 1
RV/25 Marquette^	13-5	.722	7-2	6-3	25-8	.758	16-3	9-3	0-2	L 1
Villanova#	11-7	.611	6-3	5-4	20-15	.571	8-5	11-6	1-4	L 1
St. John's#	11-7	.611	6-3	5-4	22-12	.647	13-5	7-5	2-2	L 1
Georgetown#	9-9	.500	5-4	4-5	17-13	.567	8-5	7-8	2-0	L 4
Xavier	4-14	.222	2-7	2-7	12-18	.400	8-7	3-8	1-3	L 1
Seton Hall	4-14	.222	4-5	0-9	12-19	.387	10-6	1-12	1-1	L 1
Providence	4-14	.222	3-6	1-8	12-18	.400	6-6	4-11	2-1	L 2
Butler	2-16	.111	1-8	1-8	6-25	.194	4-12	1-12	1-1	L 1

(Associated Press/ESPN-USA Today rankings) RV- receiving votes

* regular-season champion;

& BIG EAST Tournament champion;

^ NCAA Tournament qualifier;

WNIT qualifier

2017 BIG EAST TOURNAMENT RESULTS

(Al McGuire Center - Marquette University - Milwaukee, Wis.)

First Round – March 4 ^

#10 Butler 68, #7 Xavier 66
#8 Seton Hall 73, #9 Providence 60

Quarterfinals – March 5

#2 Creighton 64, #10 Butler 55
#3 Marquette 80, #6 Georgetown 66
#1 DePaul 92, #8 Seton Hall 60
#5 St. John's 56, #4 Villanova 40

Semifinals – March 6 *

#3 Marquette 72, #2 Creighton 65
#1 DePaul 59, #5 St. John's 41

Final – March 7 *

#3 Marquette 86, #1 DePaul 78

Most Outstanding Player

Amani Wilborn, Marquette

2017 BIG EAST Championship All-Tournament Team

Sydney Lamberty, Creighton
Aaliyah Lewis, St. John's
Tori Schickel, Butler
Jessica January, DePaul
Natisha Hiedman, Marquette

^BEDN

#FS2

*FS1



Former Marquette standout Carolyn Kieger brought home the first BIG EAST Tournament title to Milwaukee as head coach of the Golden Eagles in 2016-17

2016-17 Review

NCAA/WNIT CHAMPIONSHIP RESULTS

2017 NCAA DIVISION I WOMEN'S BASKETBALL CHAMPIONSHIP

(First Round – Starkville, Miss.)

March 17

No. 7 DePaul 88, No. 10 Northern Iowa 67*

(First Round – Corvallis, Ore.)

March 17

No. 7 Creighton 76, No. 10 Toledo 49*

(First Round – Coral Gables, Fla.)

March 19

No. 12 Quinnipiac 68, No. 5 Marquette 65*

(Second Round – Starkville, Miss.)

March 19

No. 2 Mississippi State 92, No. 7 DePaul 71*

(Second Round – Corvallis, Ore.)

March 19

No. 2 Oregon State 64, No. 7 Creighton 52*

*ESPN2

Creighton earned its first at-large selection to the NCAA Tournament as a member of the BIG EAST Conference, topping Toledo in the First Round in Corvallis, Ore.



For the second consecutive year, three BIG EAST teams received NCAA Tournament bids and for the first time since 2014, multiple teams advanced to the Second Round



With an automatic berth, Marquette made its first NCAA appearance since 2011, earning the highest seed (No. 5) by a BIG EAST team since conference realignment



DePaul earned an at-large invitation for its 15th consecutive berth; the Blue Demons defeated Northern Iowa in the First Round in Starkville, Miss.



2017 WNIT

First Round

Friday, March 17 - Princeton, N.J.

Villanova 59, Princeton 53

First Round

Friday - Queens, N.Y.

St. John's 72, Sacred Heart 43

First Round

Friday - Washington, D.C.

Fordham 60, Georgetown 49

Second Round

Sunday - Queens, N.Y.

St. John's 62, Harvard 57

Second Round

Sunday, March 19 - Philadelphia, Pa.

Villanova 56, Drexel 51

Round of 16

Thursday - Ann Arbor, Mich.

Michigan 60, St. John's 40

Round of 16

Thursday, March 23 - Harrisonburg, Va.

Villanova 69, James Madison 67 OT

Quarterfinals

Sunday, March 26 - Bloomington, Ind.

Villanova 69, Indiana 57

Semifinals

Wednesday, March 29 - Ann Arbor, Mich.

Michigan 65, Villanova 61

2016-17 Review

2017 BIG EAST AWARD WINNERS

BIG EAST PLAYER OF THE YEAR - Brooke Schulte, DePaul, Sr., G*

BIG EAST FRESHMAN OF THE YEAR - Jaylyn Agnew, Creighton, R-Fr., F

BIG EAST COACH OF THE YEAR - Doug Bruno, DePaul

BIG EAST CO-DEFENSIVE PLAYERS OF THE YEAR - Jacqui Grant, DePaul, Sr., F
Aaliyah Lewis, St. John's, Sr., G

BIG EAST CO-MOST IMPROVED PLAYERS AWARD - Brooke Schulte, DePaul, Sr., G
Brianna Rollerson, Creighton, Sr., F

BIG EAST SPORTSMANSHIP AWARD - Lauren Works, Creighton, Sr., G

BIG EAST SIXTH WOMAN AWARD - Tanita Allen, DePaul, So., G

BIG EAST SCHOLAR-ATHLETE OF THE YEAR - Brooke Schulte, DePaul, Sr., G

ALL-BIG EAST FIRST TEAM

	<i>School</i>	<i>Class</i>	<i>Pos.</i>
Allazia Blockton,	Marquette	So.	G*
Audrey Faber	Creighton	So.	F
Jacqui Grant	DePaul	Sr.	F
Brooke Schulte	DePaul	Sr.	G*
Jade Walker	St. John's	Sr.	F

ALL-BIG EAST SECOND TEAM

	<i>School</i>	<i>Class</i>	<i>Pos.</i>
Erika Davenport	Marquette	So.	F
Adrianna Hahn	Villanova	So.	G
Marissa Janning	Creighton	Sr.	G
Tori Schickel	Butler	So.	F
Dionna White	Georgetown	So.	G

ALL-BIG EAST HONORABLE MENTION

	<i>School</i>	<i>Class</i>	<i>Pos.</i>
Dorothy Adomako	Georgetown	Jr.	G
Raeshawn Gaffney	Xavier	R-Sr.	G
Natisha Hiedeman	Marquette	So.	G
Aaliyah Lewis	St. John's	Sr.	G
Alex Louin	Villanova	Jr.	G
Yoyo Nogic	Providence	So.	G

ALL-BIG EAST FRESHMAN TEAM

	<i>School</i>	<i>Class</i>	<i>Pos.</i>
Jaylyn Agnew	Creighton	R-Fr.	F
Kelly Campbell	DePaul	Fr.	G*
Kaela Hilaire	Seton Hall	Fr.	G*
Alisha Kebbe	St. John's	Fr.	G
Sydney Shelton	Butler	Fr.	G

*unanimous selection

^extra player added due to a tie in voting



Brooke Schulte (DePaul) earned a bevy of awards, including BIG EAST Player of the Year, Scholar-Athlete of the Year and Co-Most Improved Player



Creighton's Jaylyn Agnew became the first Bluejay to garner BIG EAST Freshman of the Year honors



DePaul's Doug Bruno was named BIG EAST Coach of the Year for the third time in four years

2016-17 Review

BIG EAST vs. Other Conferences

Conference	'05-06	'06-07	'07-08	'08-09	'09-10	'10-11	'11-12	'12-13	'13-14	'14-15	'15-16	'16-17
American Athletic	0-0	0-0	0-0	0-0	0-0	0-0	0-0	0-0	1-2	4-6	5-4	1-5
America East	6-8	9-2	8-4	11-2	14-2	7-0	11-1	6-2	4-1	4-1	2-1	3-0
Atlantic Coast	14-7	3-11	8-8	10-6	12-8	12-5	10-11	9-7	3-5	1-8	4-4	4-6
Atlantic Sun	6-0	5-0	6-1	3-0	4-0	4-1	5-0	6-0	1-0	2-3	1-1	2-0
Atlantic 10	7-2	17-6	23-3	17-6	19-7	14-8	20-7	14-6	6-4	5-7	8-5	6-4
Big Sky	15-4	2-0	0-0	5-0	2-0	0-0	0-1	2-0	3-0	0-0	2-0	0-0
Big South	6-3	2-0	0-0	3-0	1-0	4-0	3-1	2-0	1-1	1-0	3-0	1-0
Big Ten	4-0	9-5	10-9	7-9	5-9	8-2	9-3	7-7	2-9	3-5	5-4	8-6
Big 12	3-6	0-4	6-4	7-4	5-4	4-9	5-6	4-4	2-2	1-3	3-2	1-3
Big West	1-0	2-0	1-0	0-0	3-0	4-0	2-1	1-1	0-0	1-0	1-0	0-0
Colonial	7-2	2-4	9-0	4-2	9-2	3-6	3-8	4-4	2-3	2-0	4-1	7-0
Conference USA	4-0	7-1	3-2	4-1	4-2	7-1	4-2	3-1	1-0	1-1	1-1	3-1
Great West	0-0	0-0	0-0	0-0	0-0	1-0	0-0	0-0	0-0	0-0	0-0	0-0
Horizon	8-0	11-0	8-0	9-2	12-3	9-1	3-1	5-2	3-3	2-2	1-4	1-2
Ivy	7-0	10-1	14-0	10-0	11-0	8-0	6-3	10-2	8-0	3-1	3-1	3-3
Metro Atlantic	8-3	8-6	12-2	8-1	9-0	8-2	10-0	7-1	4-0	5-2	5-0	4-1
Mid-American	8-1	8-2	10-0	12-1	6-2	4-2	9-1	6-3	1-4	1-0	0-1	2-1
Mid-Eastern	2-0	6-0	6-1	7-0	3-2	8-1	8-2	3-0	1-0	2-0	3-0	2-0
Missouri Valley	3-0	3-0	6-1	5-1	6-1	4-1	9-0	3-3	4-2	7-3	6-3	5-2
Mountain West	4-1	4-3	4-1	3-4	3-1	3-0	3-1	2-1	2-0	1-0	0-0	1-0
Northeast	12-4	9-1	10-0	9-1	11-0	12-1	7-1	10-2	5-0	3-2	4-0	6-0
Ohio Valley	3-0	4-0	2-0	6-0	6-0	6-0	4-0	9-0	3-0	0-0	1-0	3-0
Pacific 12	3-1	3-2	4-4	5-3	4-2	2-7	8-4	8-5	5-2	1-3	0-5	2-2
Patriot	6-1	8-2	10-0	7-0	1-1	6-0	9-0	6-1	3-0	3-1	3-0	3-0
Southeastern	5-9	7-12	6-8	11-3	7-7	7-8	5-8	8-8	3-7	4-4	2-3	1-4
Southern	2-1	4-1	3-1	4-1	5-0	1-1	4-0	4-0	0-0	1-2	0-1	0-1
Southland	2-1	1-0	1-0	0-0	2-0	2-0	0-0	3-0	2-0	0-0	1-0	0-0
Southwestern	0-0	5-0	1-0	8-0	4-0	5-0	4-0	2-0	3-0	1-0	0-0	2-0
Summit	0-0	0-0	2-0	4-0	4-0	4-0	4-0	2-2	3-2	4-2	1-5	4-1
Sun Belt	2-4	4-0	9-0	4-0	2-1	3-1	2-0	1-0	1-1	0-0	1-0	1-2
West Coast	1-0	1-1	4-1	4-2	4-1	2-1	4-2	2-0	0-2	0-1	0-1	2-1
Western Athletic	1-0	1-1	0-0	1-1	2-0	2-0	3-0	3-0	0-0	2-0	1-0	0-0
Independent	1-3	2-0	3-1	4-0	1-0	1-0	4-0	2-0	1-0	2-0	0-0	0-0
Mid-Continent	2-0	6-0	0-0	0-0	0-0	0-0	0-0	0-0	0-0	0-0	0-0	0-0
Reclassifying	0-0	0-0	0-0	1-0	3-0	1-0	1-0	1-0	0-0	0-0	0-0	0-0
Division II	3-0	1-0	0-0	4-1	1-1	2-0	1-1	0-0	0-0	1-0	0-0	0-0
Division III	0-0	0-0	0-0	1-0	1-0	1-0	0-0	0-0	1-0	0-0	0-0	0-0
TOTAL	156-61	163-65	189-51	198-51	186-56	180-62	181-65	155-62	79-50	68-57	73-47	78-45
	(.691)	(.719)	(.715)	(.788)	(.795)	(.769)	(.736)	(.714)	(.612)	(.544)	(.608)	(.634)

BIG EAST Regular-Season Nonconference Record

Year	Record
2016-17	70-39 (.642)
2015-16	70-41 (.631)
2014-15	62-52 (.544)
2013-14	71-43 (.623)
2012-13	141-56 (.716)
2011-12	159-55 (.743)
2010-11	160-54 (.748)
2009-10	168-44 (.792)
2008-09	171-41 (.807)
2007-08	167-41 (.803)
2006-07	148-55 (.729)
2005-06	140-49 (.741)
2004-05	94-41 (.696)
2003-04	107-48 (.690)
2002-03	114-38 (.750)
2001-02	99-58 (.631)
2000-01	101-51 (.664)
1999-00	103-52 (.665)
1998-99	67-44 (.604)
1997-98	60-48 (.556)



BIG EAST teams combined for its highest non-conference winning percentage (.634) since conference realignment, including 16 wins over teams from the 'Football Five'



Notable regular-season wins in 2016-17 include Creighton over Nebraska, DePaul over No. 11 Syracuse, Georgetown over Penn State, Marquette over No. 18 Arizona State and No. 22 Oregon State, St. John's over Virginia, Xavier over RV Michigan and Villanova over Purdue

2016-17 Review

INDIVIDUAL STATS – CONFERENCE GAMES ONLY

SCORING

Player-Team	Cl	G	FG	3FG	FT	Pts	Avg/G
1. SCHULTE, Brooke-DPU	SR	18	154	17	50	375	20.8
2. BLOCKTON, Allazia-MU	SO	18	125	7	52	309	17.2
3. WALKER, Jade-SIU	SR	18	115	4	48	282	15.7
4. WHITE, Dionna-GU	SO	17	93	22	53	261	15.4
5. NOGIC, Jovana 'YoYo'-PC	SO	18	98	59	16	271	15.1
6. SCHICKEL, Tori-BU	SO	18	104	0	62	270	15.0
7. JACKSON, JaQuan-SHU	JR	18	100	37	28	265	14.7
8. ADOMAKO, Dorothy-GU	JR	18	99	18	44	260	14.4
9. WOODARD, Faith-GU	SR	18	92	11	60	255	14.2
10. GRANT, Jacqui-DPU	SR	18	102	24	22	250	13.9

REBOUNDING

Player-Team	Cl	G	OFF	DEF	TOT	Avg/G
1. SCHICKEL, Tori-BU	SO	18	70	164	234	13.0
2. GRANT, Jacqui-DPU	SR	18	62	123	185	10.3
3. DAVENPORT, Erika-MU	SO	18	77	92	169	9.4
4. PETKE, Cynthia-GU	JR	18	60	78	138	7.7
5. SCHULTE, Brooke-DPU	SR	18	58	70	128	7.1
6. ROLLERSON, Brianna-CU	SR	18	54	72	126	7.0
7. WOODARD, Faith-GU	SR	18	51	74	125	6.9
8. LOUIN, Alex-VU	JR	18	17	102	119	6.6
9. BLACKWELL, Maddison-XU	SR	18	26	91	117	6.5
10. BLOCKTON, Allazia-MU	SO	18	26	82	108	6.0

FIELD GOAL PCT (MIN. 3.0 MADE PER GAME)

Player-Team	Cl	G	FG	FGA	Pct
1. GORDON, Lubirdia-SHU	SR	18	61	95	.642
2. DAVENPORT, Erika-MU	SO	18	99	170	.582
3. SCHULTE, Brooke-DPU	SR	18	154	288	.535
4. ROLLERSON, Brianna-CU	SR	18	75	143	.524
5. WALKER, Jade-SIU	SR	18	115	227	.507
6. WOODARD, Faith-GU	SR	18	92	191	.482
7. SCHICKEL, Tori-BU	SO	18	104	216	.481
8. KING, Danielle-MU	SO	18	85	177	.480
9. BLACKWELL, Maddison-XU	SR	18	72	155	.465
10. BLOCKTON, Allazia-MU	SO	18	125	273	.458

ASSISTS

Player-Team	Cl	G	Assists	Avg/G
1. LEWIS, Aaliyah-SIU	SR	18	128	7.11
2. JANNING, Marissa-CU	SR	18	90	5.00
3. LAMBERTY, Sydney-CU	JR	18	86	4.78
4. HILAIRE, Kaela-SHU	FR	17	69	4.06
5. KING, Danielle-MU	SO	18	71	3.94
6. PROCHASKA, Lauren-DPU	JR	18	69	3.83
7. CAMPBELL, Kelly-DPU	FR	18	66	3.67
8. SCHULTE, Brooke-DPU	SR	18	62	3.44
9. TURNER, Marquia-XU	JR	18	62	3.44
10. HIEDEMAN, Natisha-MU	SO	17	56	3.29

ASSIST/TURNOVER RATIO (MIN. 3.0 ASSISTS/ GAME)

Player-Team	Cl	G	FG	3FG	FT	Pts	Avg/G
1. PROCHASKA, Lauren-DPU	JR	18	69	3.8	23	1.3	3.00
2. LEWIS, Aaliyah-SIU	SR	18	128	7.1	47	2.6	2.72
3. LAMBERTY, Sydney-CU	JR	18	86	4.8	32	1.8	2.69
4. KING, Danielle-MU	SO	18	71	3.9	27	1.5	2.63
5. CAMPBELL, Kelly-DPU	FR	18	66	3.7	27	1.5	2.44
6. WILBORN, Amari-MU	SO	18	56	3.1	24	1.3	2.33
7. HIEDEMAN, Natisha-MU	SO	17	56	3.3	27	1.6	2.07
8. SCHULTE, Brooke-DPU	SR	18	62	3.4	31	1.7	2.00
9. JANNING, Marissa-CU	SR	18	90	5.0	47	2.6	1.91
10. TURNER, Marquia-XU	JR	18	62	3.4	35	1.9	1.77

FREE THROW PCT (MIN. 2.0 MADE PER GAME)

Player-Team	Cl	G	FTM	FTA	Pct
1. FABER, Audrey-CU	SO	18	43	49	.878
2. KING, Danielle-MU	SO	18	36	44	.818
3. LOUIN, Alex-VU	JR	18	61	75	.813
4. WELLS, Akina-SIU	SO	18	46	58	.793
5. ADOMAKO, Dorothy-GU	JR	18	44	57	.772
6. WHITE, Dionna-GU	SO	17	53	70	.757
7. BLOCKTON, Allazia-MU	SO	18	52	70	.743
8. WEAVER, Michelle-BU	SO	18	40	54	.741
9. COLEMAN, Amarah-DPU	JR	18	41	56	.732
10. LEWIS, Aaliyah-SIU	SR	18	76	104	.731

STEALS

Player-Team	Cl	G	Steals	Avg/G
1. WHITE, Dionna-GU	SO	17	53	3.12
2. WOODARD, Faith-GU	SR	18	31	1.72
3. BLACKWELL, Maddison-XU	SR	18	29	1.61
4. BURTON, DiDi-GU	JR	18	28	1.56
5. COLEMAN, Amarah-DPU	JR	18	28	1.56
6. HAHN, Adrianna-VU	SO	18	27	1.50
7. TURNER, Marquia-XU	JR	18	27	1.50
8. WEAVER, Michelle-BU	SO	18	27	1.50
9. JACKSON, JaQuan-SHU	JR	18	24	1.33
10. SIMMONS, Crystal-SIU	JR	18	23	1.28

3-POINT FG PCT (MIN. 1.0 MADE PER GAME)

Player-Team	Cl	G	3FG	FGA	Pct
1. HAHN, Adrianna-VU	SO	18	52	115	.452
2. FABER, Audrey-CU	SO	18	37	88	.420
3. CHE, Clara-PC	SO	18	29	70	.414
4. WELLS, Akina-SIU	SO	18	21	51	.412
5. KING, Danielle-MU	SO	18	21	51	.412
6. JONES, Mykia-GU	SR	18	23	56	.411
7. YENTZ, McKayla-MU	SR	18	45	111	.405
8. NOGIC, Jovana 'YoYo'-PC	SO	18	59	146	.404
9. ALLEN, Tanita-DPU	SO	18	27	70	.386
10. WORKS, Lauren-CU	SR	18	31	81	.383

3-POINT FG MADE

Player-Team	Cl	G	3FG	Avg/G
1. NOGIC, Jovana 'YoYo'-PC	SO	18	59	3.28
2. HAHN, Adrianna-VU	SO	18	52	2.89
3. YENTZ, McKayla-MU	SR	18	45	2.50
4. BUCK, Sydney-BU	JR	14	33	2.36
5. HIEDEMAN, Natisha-MU	SO	17	36	2.12
6. JACKSON, JaQuan-SHU	JR	18	37	2.06
7. FABER, Audrey-CU	SO	18	37	2.06
8. LUNDBERG, Claire-SHU	JR	18	32	1.78
9. SHELTON, Sydney-BU	FR	18	32	1.78
10. WORKS, Lauren-CU	SR	18	31	1.72

BLOCKED SHOTS

Player-Team	Cl	G	Blocks	Avg/G
1. GRANT, Jacqui-DPU	SR	18	31	1.72
2. ROLLERSON, Brianna-CU	SR	18	28	1.56
3. WOODARD, Faith-GU	SR	18	25	1.39
4. SCHICKEL, Tori-BU	SO	18	24	1.33
5. GORDON, Lubirdia-SHU	SR	18	23	1.28
6. JONES-PACK, Jayla-SHU	FR	17	21	1.24
7. ADOMAKO, Dorothy-GU	JR	18	22	1.22
8. QUINN, Meghan-VU	JR	18	21	1.17
9. LOUIN, Alex-VU	JR	18	20	1.11
10. WALKER, Jade-SIU	SR	18	19	1.06

MINUTES PLAYED

Player-Team	Cl	G	Minutes	Avg/G
1. LEWIS, Aaliyah-SIU	SR	18	693	38.5
2. JANNING, Marissa-CU	SR	18	648	36.0
3. SCHICKEL, Tori-BU	SO	18	645	35.8
4. LOUIN, Alex-VU	JR	18	642	35.7
5. HAHN, Adrianna-VU	SO	18	627	34.8
6. LAMBERTY, Sydney-CU	JR	18	624	34.7
7. GAFFNEY, Raeshawn-XU	SR	18	617	34.3
8. KING, Danielle-MU	SO	18	611	33.9
9. WOODARD, Faith-GU	SR	18	604	33.6
10. WHITE, Dionna-GU	SO	17	563	33.1

OFFENSIVE REBOUNDS

Player-Team	Cl	G	No.	Avg/G
1. DAVENPORT, Erika-MU	SO	18	77	4.28
2. SCHICKEL, Tori-BU	SO	18	70	3.89
3. GRANT, Jacqui-DPU	SR	18	62	3.44
4. PETKE, Cynthia-GU	JR	18	60	3.33
5. SCHULTE, Brooke-DPU	SR	18	58	3.22
6. ROLLERSON, Brianna-CU	SR	18	54	3.00
7. WOODARD, Faith-GU	SR	18	51	2.83
8. GORDON, Lubirdia-SHU	SR	18	45	2.50
9. SINGLETON, Maya-SIU	JR	18	39	2.17
10. ALLEN, Tanita-DPU	SO	18	38	2.11

DEFENSIVE REBOUNDS

Player-Team	Cl	G	No.	Avg/G
1. SCHICKEL, Tori-BU	SO	18	164	9.11
2. GRANT, Jacqui-DPU	SR	18	123	6.83
3. LOUIN, Alex-VU	JR	18	102	5.67
4. DAVENPORT, Erika-MU	SO	18	92	5.11
5. BLACKWELL, Maddison-XU	SR	18	91	5.06
6. JANNING, Marissa-CU	SR	18	91	5.06
7. BOTTEGHI, Allegra-PC	JR	18	82	4.56
8. BLOCKTON, Allazia-MU	SO	18	82	4.56
9. QUINN, Meghan-VU	JR	18	80	4.44
10. PETKE, Cynthia-GU	JR	18	78	4.33

INDIVIDUAL PLAYER GAME HIGHS

Points	35	SCHULTE, Brooke (DePaul) vs Marquette (1/21/17)
	33	GAFFNEY, Raeshawn (Xavier) vs Seton Hall (01/04/16)
	33	HAHN, Adrianna (Villanova) vs Xavier (02/17/17)
Field goals made	15	WALKER, Jade (St. John's) vs Marquette (1/8/17)
	15	SCHULTE, Brooke (DePaul) vs Marquette (1/21/17)
Field goal attempts	27	ADOMAKO, Dorothy (Georgetown) at Marquette (2/24/17)
	26	BLOCKTON, Allazia (Marquette) at DePaul (1/21/17)
Field goal %	.900	(9-10) SCHICKEL, Tori (Butler) at St. John's (1/27/17)
	.889	(8-9) GORDON, Lubirdia (Seton Hall) at Villanova (1/13/17)
	.889	(8-9) SPINGOLA, Isabelle (Marquette) vs Seton Hall (2/3/17)
3-Pt FG made	9	HAHN, Adrianna (Villanova) vs Marquette (12/28/16)
	7	HAHN, Adrianna (Villanova) vs Seton Hall (1/13/17)
	7	NOGIC, Jovana 'YoYo' (Providence) vs Marquette (1/27/17)
	7	BUCK, Sydney (Butler) vs Marquette (02/10/17)
	7	HAHN, Adrianna (Villanova) vs Xavier (02/17/17)
3-Pt FG attempts	16	HAHN, Adrianna (Villanova) vs Marquette (12/28/16)
	15	BUCK, Sydney (Butler) vs Georgetown (01/22/17)
	15	BUCK, Sydney (Butler) vs Marquette (02/10/17)
3-Pt %	.857	(6-7) LUNDBERG, Claire (Seton Hall) vs Marquette (01/10/17)
	.833	(5-6) YENTZ, McKayla (Marquette) vs Butler (1/15/17)
	.833	(5-6) SPINGOLA, Isabelle (Marquette) vs Seton Hall (2/3/17)
Free throws made	13	WOODARD, Faith (Georgetown) at DePaul (2/26/17)
	10	SCHICKEL, Tori (Butler) at Xavier (01/08/17)
	10	BEAL, Sarah (Providence) at Georgetown (02/03/17)
	10	LOUIN, Alex (Villanova) at St. John's (2/10/17)
	10	JANNING, Marissa (Creighton) vs St. John's (2/19/17)
Free throw attempts	16	WOODARD, Faith (Georgetown) at DePaul (2/26/17)
	14	JANNING, Marissa (Creighton) vs Butler (12/28/16)
	14	SCHICKEL, Tori (Butler) at Xavier (01/08/17)
	14	WALKER, Jade (St. John's) at Creighton (2/19/17)
Free throw %	1.000	(10-10) LOUIN, Alex (Villanova) at St. John's (2/10/17)
	1.000	(9-9) WHITE, Dionna (Georgetown) vs Villanova (01/28/17)
	1.000	(8-8) GAFFNEY, Raeshawn (Xavier) at Butler (02/04/17)
	1.000	(8-8) KING, Danielle (Marquette) at Butler (02/10/17)
Rebounds	20	SCHICKEL, Tori (Butler) at Xavier (01/08/17)
	20	SCHICKEL, Tori (Butler) vs Villanova (01/20/17)
	20	SINGLETON, Maya (St. John's) vs Villanova (2/10/17)
Assists	13	LEWIS, Aaliyah (St. John's) at Xavier (01/02/17)
	13	LEWIS, Aaliyah (St. John's) at Georgetown (01/13/17)
Steals	7	LEWIS, Aaliyah (St. John's) at Seton Hall (12/30/16)
	6	WEAVER, Michelle (Butler) at Seton Hall (01/29/17)
Blocked shots	6	LITTLETON, Imani (St. John's) vs Marquette (1/8/17)
	6	QUINN, Meghan (Villanova) at Butler (01/20/17)
Turnovers	11	HILAIRE, Kaela (Seton Hall) at DePaul (2/5/17)
	7	WALKER, Jade (St. John's) at Seton Hall (12/30/16)
	7	WEAVER, Michelle (Butler) at Xavier (01/08/17)
	7	SCHAEFER, Leah (Xavier) vs Butler (01/08/17)
	7	GORDON, Lubirdia (Seton Hall) vs Butler (01/29/17)
	7	GRANT, Jacqui (DePaul) vs St. John's (2/3/17)
	7	HILAIRE, Kaela (Seton Hall) vs Georgetown (02/10/17)

2016-17 Review

TEAM STATS – CONFERENCE GAMES ONLY

SCORING OFFENSE

Team	G	W-L	Pts	Avg/G
1. Marquette	18	13-5	1440	80.0
2. DePaul	18	16-2	1419	78.8
3. Georgetown	18	9-9	1209	67.2
4. Creighton	18	16-2	1189	66.1
5. St. John's	18	11-7	1134	63.0
6. Villanova	18	11-7	1116	62.0
7. Seton Hall	18	4-14	1093	60.7
8. Xavier	18	4-14	1071	59.5
9. Butler	18	2-16	1061	58.9
10. Providence	18	4-14	1024	56.9

SCORING DEFENSE

Team	G	Pts	Avg/G
1. Creighton	18	1025	56.9
2. St. John's	18	1063	59.1
3. Villanova	18	1064	59.1
4. DePaul	18	1138	63.2
5. Providence	18	1155	64.2
6. Georgetown	18	1190	66.1
7. Xavier	18	1234	68.6
8. Butler	18	1253	69.6
9. Marquette	18	1296	72.0
10. Seton Hall	18	1338	74.3

SCORING MARGIN

Team	G	OFF	DEF	Margin
1. DePaul	18	78.8	63.2	+15.6
2. Creighton	18	66.1	56.9	+9.1
3. Marquette	18	80.0	72.0	+8.0
4. St. John's	18	63.0	59.1	+3.9
5. Villanova	18	62.0	59.1	+2.9
6. Georgetown	18	67.2	66.1	+1.1
7. Providence	18	56.9	64.2	-7.3
8. Xavier	18	59.5	68.6	-9.1
9. Butler	18	58.9	69.6	-10.7
10. Seton Hall	18	60.7	74.3	-13.6

FREE THROW PCT

Team	G	FTM	FTA	Pct
1. Villanova	18	167	222	.752
2. Creighton	18	194	263	.738
3. St. John's	18	245	337	.727
4. Marquette	18	221	304	.727
5. Providence	18	127	175	.726
6. Butler	18	195	274	.712
7. Xavier	18	192	280	.686
8. Seton Hall	18	174	256	.680
9. DePaul	18	183	272	.673
10. Georgetown	18	214	323	.663

FIELD GOAL PERCENTAGES

Team	G	FG	FGA	Pct
1. Marquette	18	544	1178	.462
2. DePaul	18	547	1237	.442
3. St. John's	18	411	964	.426
4. Creighton	18	432	1031	.419
5. Providence	18	392	978	.401
6. Seton Hall	18	404	1017	.397
7. Xavier	18	398	1015	.392
8. Georgetown	18	455	1185	.384
9. Butler	18	387	1038	.373
10. Villanova	18	395	1065	.371

FIELD GOAL PCT DEFENSE

Team	G	FG	FGA	Pct
1. Creighton	18	385	1039	.371
2. DePaul	18	422	1088	.388
3. Villanova	18	420	1066	.394
4. St. John's	18	380	950	.400
5. Butler	18	427	1058	.404
6. Xavier	18	467	1144	.408
7. Providence	18	433	1052	.412
8. Georgetown	18	435	1022	.426
9. Marquette	18	504	1173	.430
10. Seton Hall	18	492	1116	.441

3-POINT FG PCT

Team	G	FG	FGA	Pct
1. Providence	18	113	315	.359
2. Marquette	18	131	369	.355
3. Seton Hall	18	111	325	.342
4. Creighton	18	131	393	.333
5. Villanova	18	159	494	.322
6. St. John's	18	67	215	.312
7. DePaul	18	142	457	.311
8. Xavier	18	83	270	.307
9. Georgetown	18	85	286	.297
10. Butler	18	92	327	.281

3-POINT FG PCT DEFENSE

Team	G	FG	FGA	Pct
1. St. John's	18	79	287	.275
2. Creighton	18	74	264	.280
3. Villanova	18	76	259	.293
4. Xavier	18	113	367	.308
5. Providence	18	130	403	.323
6. DePaul	18	97	295	.329
7. Marquette	18	135	402	.336
8. Butler	18	146	422	.346
9. Georgetown	18	118	341	.346
10. Seton Hall	18	146	411	.355

REBOUNDING OFFENSE

Team	G	REB	Avg/G
1. DePaul	18	799	44.4
2. Georgetown	18	716	39.8
3. Marquette	18	713	39.6
4. Creighton	18	694	38.6
5. Butler	18	668	37.1
6. Xavier	18	650	36.1
7. Villanova	18	641	35.6
8. St. John's	18	619	34.4
9. Providence	18	602	33.4
10. Seton Hall	18	568	31.6

REBOUNDING DEFENSE

Team	G	REB	Avg/G
1. St. John's	18	593	32.9
2. DePaul	18	621	34.5
3. Marquette	18	635	35.3
4. Creighton	18	639	35.5
5. Providence	18	659	36.6
6. Butler	18	665	36.9
7. Georgetown	18	689	38.3
8. Xavier	18	713	39.6
9. Villanova	18	716	39.8
10. Seton Hall	18	740	41.1

REBOUNDING MARGIN

Team	G	TEAM	Avg	OPP	Avg	Margin
1. DePaul	18	799	44.4	621	34.5	+9.9
2. Marquette	18	713	39.6	635	35.3	+4.3
3. Creighton	18	694	38.6	639	35.5	+3.1
4. Georgetown	18	716	39.8	689	38.3	+1.5
5. St. John's	18	619	34.4	593	32.9	+1.4
6. Butler	18	668	37.1	665	36.9	+0.2
7. Providence	18	602	33.4	659	36.6	-3.2
8. Xavier	18	650	36.1	713	39.6	-3.5
9. Villanova	18	641	35.6	716	39.8	-4.2
10. Seton Hall	18	568	31.6	740	41.1	-9.6

BLOCKED SHOTS

Team	G	Blocks	Avg/G
1. Creighton	18	87	4.83
2. Villanova	18	79	4.39
3. St. John's	18	78	4.33
4. Georgetown	18	77	4.28
5. Butler	18	77	4.28
6. DePaul	18	75	4.17
7. Butler	18	57	3.17
8. Xavier	18	53	2.94
9. Marquette	18	34	1.89
10. Providence	18	24	1.33

ASSISTS

Team	G	Assists	Avg/G
1. DePaul	18	325	18.06
2. Marquette	18	293	16.28
3. Creighton	18	286	15.89
4. Villanova	18	247	13.72
5. St. John's	18	218	12.11
6. Butler	18	216	12.00
7. Xavier	18	215	11.94
8. Georgetown	18	204	11.33
9. Seton Hall	18	202	11.22
10. Providence	18	200	11.11

STEALS

Team	G	Steals	Avg/G
1. Georgetown	18	178	9.89
2. DePaul	18	134	7.44
3. Seton Hall	18	122	6.78
4. Butler	18	120	6.67
5. Xavier	18	111	6.17
6. St. John's	18	108	6.00
7. Marquette	18	108	6.00
8. Villanova	18	104	5.78
9. Providence	18	82	4.56
10. Creighton	18	72	4.00

TURNOVER MARGIN

Team	G	Asst	Avg	Turn	Avg	Ratio
1. Georgetown	18	210	11.7	303	16.8	+5.17
2. DePaul	18	235	13.1	296	16.4	+3.39
3. Villanova	18	173	9.6	198	11.0	+1.39
4. St. John's	18	245	13.6	259	14.4	+0.78
5. Marquette	18	200	11.1	212	11.8	+0.67
6. Creighton	18	197	10.9	172	9.6	-1.39
7. Seton Hall	18	282	15.7	251	13.9	-1.72
8. Providence	18	235	13.1	200	11.1	-1.94
9. Xavier	18	260	14.4	213	11.8	-2.61
10. Butler	18	291	16.2	224	12.4	-3.72

ASSIST/TURNOVER RATIO

Team	G	Asst	Avg	Turn	Avg	Ratio
1. Marquette	18	293	16.3	200	11.1	1.47
2. Creighton	18	286	15.9	197	10.9	1.45
3. Villanova	18	247	13.7	173	9.6	1.43
4. DePaul	18	325	18.1	235	13.1	1.38
5. Georgetown	18	204	11.3	210	11.7	0.97
6. St. John's	18	218	12.1	245	13.6	0.89
7. Providence	18	200	11.1	235	13.1	0.85
8. Xavier	18	215	11.9	260	14.4	0.83
9. Butler	18	216	12.0	291	16.2	0.74
10. Seton Hall	18	202	11.2	282	15.7	0.72

OFFENSIVE REBOUNDS

Team	G	No.	Avg/G
1. DePaul	18	279	15.50
2. Georgetown	18	268	14.89
3. Marquette	18	207	11.50
4. Butler	18	202	11.22
5. St. John's	18	190	10.56
6. Creighton	18	180	10.00
7. Seton Hall	18	179	9.94
8. Xavier	18	164	9.11
9. Villanova	18	162	9.00
10. Providence	18	145	8.06

OFFENSIVE REBOUND PERCENTAGE

Team	G	O-Reb	D-Reb	O-Reb %
1. DePaul	18	279	447	0.384
2. Georgetown	18	268	503	0.348
3. St. John's	18	190	406	0.319
4. Marquette	18	207	460	0.310
5. Butler	18	202	472	0.300
6. Creighton	18	180	448	0.287
7. Seton Hall	18	179	474	0.274
8. Xavier	18	164	496	0.248
9. Providence	18	145	462	0.239
10. Villanova	18	162	526	0.235

DEFENSIVE REBOUNDS

Team	G	No.	Avg/G
1. DePaul	18	520	28.89
2. Creighton	18	514	28.56
3. Marquette	18	506	28.11
4. Xavier	18	486	27.00
5. Villanova	18	479	26.61
6. Butler	18	466	25.89
7. Providence	18	457	25.39
8. Georgetown	18	448	24.89
9. St. John's	18	429	23.83
10. Seton Hall	18	389	21.61

DEFENSIVE REBOUND PERCENTAGE

Team	G	D-Reb	O-Reb	D-Reb %
1. DePaul	18	520	174	0.749
2. Marquette	18	506	175	0.743
3. Creighton	18	514	191	0.729
4. Villanova	18	479	190	0.716
5. Butler	18	466	193	0.707
6. Georgetown	18	448	186	0.707
7. Providence	18	457	197	0.699
8. St. John's	18	429	187	0.696
9. Xavier	18	486	217	0.691
10. Seton Hall	18	389	266	0.594

3-POINT FG MADE

Team	G	3FG	Avg/G
1. Villanova	18	159	8.83
2. DePaul	18	142	7.89
3. Marquette	18	131	7.28
4. Creighton	18	131	7.28
5. Providence	18	113	6.28
6. Seton Hall	18	111	6.17

2016-17 Review

OVERALL INDIVIDUAL STATS

SCORING

Player-Team	Cl	G	FG	3FG	FT	Pts	Avg/G
1. BLOCKTON, Allazia-MU	SO	33	225	14	101	565	17.1
2. SCHULTE, Brooke-DPU	SR	35	234	31	69	568	16.2
3. JACKSON, JaQuan-SHU	JR	28	157	57	57	428	15.3
4. WHITE, Dionna-GU	SO	29	160	46	76	442	15.2
5. ADOMAKO, Dorothy-GU	JR	30	168	34	74	444	14.8
6. SCHICKEL, Tori-BU	SO	31	174	0	106	454	14.6
7. NOGIC, Jovana 'YoYo'-PC	SO	30	156	91	33	436	14.5
8. GAFFNEY, Raeshawn-XU	SR	30	142	41	105	430	14.3
9. WOODARD, Faith-GU	SR	30	158	22	91	429	14.3
10. HIEDEMAN, Natisha-MU	SO	32	153	75	63	444	13.9

REBOUNDING

Player-Team	Cl	G	OFF	DEF	TOT	Avg/G
1. SCHICKEL, Tori-BU	SO	31	125	239	364	11.7
2. DAVENPORT, Erika-MU	SO	33	124	181	305	9.2
3. GRANT, Jacqui-DPU	SR	35	91	207	298	8.5
4. WOODARD, Faith-GU	SR	30	92	137	229	7.6
5. ROLLERSON, Brianna-CU	SR	32	94	133	227	7.1
6. GORDON, Lubirdia-SHU	SR	28	84	99	183	6.5
7. PETKE, Cynthia-GU	JR	30	86	108	194	6.5
8. ADOMAKO, Dorothy-GU	JR	30	68	123	191	6.4
9. BLACKWELL, Maddison-XU	SR	30	48	135	183	6.1
10. BOTTEGHI, Allegra-PC	JR	30	36	145	181	6.0
BLOCKTON, Allazia-MU	SO	33	55	143	198	6.0

FIELD GOAL PCT (MIN. 3.0 MADE PER GAME)

Player-Team	Cl	G	FG	FGA	Pct
1. GORDON, Lubirdia-SHU	SR	28	94	153	.614
2. DAVENPORT, Erika-MU	SO	33	182	317	.574
3. ROLLERSON, Brianna-CU	SR	32	127	242	.525
4. SCHULTE, Brooke-DPU	SR	35	234	463	.505
5. SCHICKEL, Tori-BU	SO	31	174	347	.501
6. PARTLOW, Imani-XU	SO	30	93	187	.497
7. BLOCKTON, Allazia-MU	SO	33	225	471	.471
8. WALKER, Jade-SIU	SR	34	187	398	.470
9. COLEMAN, Amarah-DPU	JR	35	136	290	.469
10. WOODARD, Faith-GU	SR	30	158	341	.463

ASSISTS

Player-Team	Cl	G	Assists	Avg/G
1. LEWIS, Aaliyah-SIU	SR	34	210	6.18
2. JANNING, Marissa-CU	SR	32	148	4.63
3. HILAIRE, Kaela-SHU	FR	30	130	4.33
4. LAMBERTY, Sydney-CU	JR	32	138	4.31
5. KING, Danielle-MU	SO	33	131	3.97
6. TURNER, Marquia-XU	JR	30	113	3.77
7. HIEDEMAN, Natisha-MU	SO	32	111	3.47
8. BURTON, Didi-GU	JR	30	103	3.43
9. WILBORN, Amani-MU	SO	33	109	3.30
10. BLOCKTON, Allazia-MU	SO	33	107	3.24

FREE THROW PCT (MIN. 2.0 MADE PER GAME)

Player-Team	Cl	G	FTM	FTA	Pct
1. FABER, Audrey-CU	SO	32	80	94	.851
2. LOUIN, Alex-VU	JR	35	119	143	.832
3. WELLER, Akina-SIU	SO	33	67	84	.798
4. ADOMAKO, Dorothy-GU	JR	30	74	95	.779
5. BLOCKTON, Allazia-MU	SO	33	101	131	.771
6. GAFFNEY, Raeshawn-XU	SR	30	105	138	.761
7. WHITE, Dionna-GU	SO	29	76	100	.760
8. WEAVER, Michelle-BU	SO	29	70	93	.753
9. JACKSON, JaQuan-SHU	JR	28	57	76	.750
10. BEAL, Sarah-PC	SR	30	64	86	.744

STEALS

Player-Team	Cl	G	Steals	Avg/G
1. WHITE, Dionna-GU	SO	29	97	3.34
2. SMITH, LaTecia-SHU	SO	28	49	1.75
3. WEAVER, Michelle-BU	SO	29	50	1.72
4. HILAIRE, Kaela-SHU	FR	30	51	1.70
5. JACKSON, JaQuan-SHU	JR	28	47	1.68
6. WOODARD, Faith-GU	SR	30	47	1.57
BURTON, Didi-GU	JR	30	47	1.57
8. SCHICKEL, Tori-BU	SO	31	48	1.55
9. HIEDEMAN, Natisha-MU	SO	32	47	1.47
10. BLACKWELL, Maddison-XU	SR	30	42	1.40

3-POINT FG PCT (MIN. 1.0 MADE PER GAME)

Player-Team	Cl	G	3FG	FGA	Pct
1. WELLER, Akina-SIU	SO	33	49	107	.458
2. NOGIC, Jovana 'YoYo'-PC	SO	30	91	217	.419
3. HAHN, Adrianna-VU	SO	35	93	226	.412
4. ALLEN, Tanita-DPU	SO	35	47	117	.402
5. CHE, Clara-PC	SO	30	44	110	.400
6. KING, Danielle-MU	SO	33	35	89	.393
7. YENTZ, McKayla-MU	SR	33	72	184	.391
8. GAFFNEY, Raeshawn-XU	SR	30	41	106	.387
9. COLEMAN, Amarah-DPU	JR	35	43	113	.381
10. AGNEW, Jaylyn-CU	FR	32	34	90	.378

3-POINT FG MADE

Player-Team	Cl	G	3FG	Avg/G
1. NOGIC, Jovana 'YoYo'-PC	SO	30	91	3.03
2. HAHN, Adrianna-VU	SO	35	93	2.66
3. HIEDEMAN, Natisha-MU	SO	32	75	2.34
4. YENTZ, McKayla-MU	SR	33	72	2.18
5. JACKSON, JaQuan-SHU	JR	28	57	2.04
6. FABER, Audrey-CU	SO	32	61	1.91
7. SHELTON, Sydney-BU	FR	27	49	1.81
8. LUNDBERG, Claire-SHU	JR	31	56	1.81
9. JOLIN, Maddie-PC	SO	27	47	1.74
10. FINCHER, Kindell-XU	SO	30	52	1.73

BLOCKED SHOTS

Player-Team	Cl	G	Blocks	Avg/G
1. GRANT, Jacqui-DPU	SR	35	57	1.63
2. ROLLERSON, Brianna-CU	SR	32	52	1.63
3. WOODARD, Faith-GU	SR	30	47	1.57
4. GORDON, Lubirdia-SHU	SR	28	43	1.54
5. SCHICKEL, Tori-BU	SO	31	46	1.48
6. JONES-PACK, Jayla-SHU	FR	29	40	1.38
7. ADOMAKO, Dorothy-GU	JR	30	38	1.27
8. SCHAEFER, Leah-XU	SR	28	33	1.18
9. FABER, Audrey-CU	SO	32	32	1.00
10. WALKER, Jade-SIU	SR	34	33	0.97

ASSIST/TURNOVER RATIO (MIN. 3.0 ASSISTS/GAME)

Player-Team	Cl	G	Asst	Avg	Turn	Avg	Ratio
1. CAMPBELL, Kelly-DPU	FR	34	102	3.0	36	1.1	2.83
2. LAMBERTY, Sydney-CU	JR	32	138	4.3	53	1.7	2.60
3. PROCHASKA, Lauren-DPU	JR	33	102	3.1	40	1.2	2.55
4. LEWIS, Aaliyah-SIU	SR	34	210	6.2	91	2.7	2.31
5. KING, Danielle-MU	SO	33	131	4.0	58	1.8	2.26
6. LOUIN, Alex-VU	JR	35	110	3.1	55	1.6	2.00
7. BURTON, Didi-GU	JR	30	103	3.4	53	1.8	1.94
8. WILBORN, Amani-MU	SO	33	109	3.3	58	1.8	1.88
9. TURNER, Marquia-XU	JR	30	113	3.8	66	2.2	1.71
10. HIEDEMAN, Natisha-MU	SO	32	111	3.5	65	2.0	1.71

MINUTES PLAYED

Player-Team	Cl	G	Minutes	Avg/G
1. LEWIS, Aaliyah-SIU	SR	34	1271	37.4
2. SCHICKEL, Tori-BU	SO	31	1098	35.4
3. LOUIN, Alex-VU	JR	35	1217	34.8
4. HAHN, Adrianna-VU	SO	35	1189	34.0
5. LAMBERTY, Sydney-CU	JR	32	1082	33.8
6. JANNING, Marissa-CU	SR	32	1074	33.6
7. WHITE, Dionna-GU	SO	29	969	33.4
8. WOODARD, Faith-GU	SR	30	1001	33.4
9. HIEDEMAN, Natisha-MU	SO	32	1053	32.9
10. KING, Danielle-MU	SO	33	1085	32.9

OFFENSIVE REBOUNDS

Player-Team	Cl	G	No.	Avg/G
1. SCHICKEL, Tori-BU	SO	31	125	4.03
2. DAVENPORT, Erika-MU	SO	33	124	3.76
3. WOODARD, Faith-GU	SR	30	92	3.07
4. GORDON, Lubirdia-SHU	SR	28	84	3.00
5. ROLLERSON, Brianna-CU	JR	32	94	2.94
6. PETKE, Cynthia-GU	JR	30	86	2.87
7. SCHULTE, Brooke-DPU	SR	35	98	2.80
8. GRANT, Jacqui-DPU	SR	35	91	2.60
9. ADOMAKO, Dorothy-GU	JR	30	68	2.27
10. SINGLETON, Maya-SIU	JR	34	66	1.94

DEFENSIVE REBOUNDS

Player-Team	Cl	G	No.	Avg/G
1. SCHICKEL, Tori-BU	SO	31	239	7.71
2. GRANT, Jacqui-DPU	SR	35	207	5.91
3. DAVENPORT, Erika-MU	SO	33	181	5.48
4. BOTTEGHI, Allegra-PC	JR	30	145	4.83
5. LAMBERTY, Sydney-CU	JR	32	148	4.63
6. LOUIN, Alex-VU	JR	35	160	4.57
7. WOODARD, Faith-GU	SR	30	137	4.57
8. BLACKWELL, Maddison-XU	SR	30	135	4.50
9. QUINN, Meghan-VU	JR	35	155	4.43
10. BLOCKTON, Allazia-MU	SO	33	143	4.33

INDIVIDUAL PLAYER GAME HIGHS

Points	35	SCHULTE, Brooke (DePaul) vs Marquette (1/21/17)
	33	GAFFNEY, Raeshawn (Xavier) vs Seton Hall (01/04/16)
	33	HAHN, Adrianna (Villanova) vs Xavier (02/17/17)
Field goals made	15	WALKER, Jade (St. John's) vs Marquette (1/8/17)
	15	SCHULTE, Brooke (DePaul) vs Marquette (1/21/17)
Field goal attempts	27	ADOMAKO, Dorothy (Georgetown) vs Marquette (2/24/17)
	26	BLOCKTON, Allazia (Marquette) at DePaul (1/21/17)
Field goal %	900	(9-10) SCHICKEL, Tori (Butler) at St. John's (1/27/17)
	889	(8-9) GORDON, Lubirdia (Seton Hall) at Villanova (1/13/17)
	889	(8-9) SPINGOLA, Isabelle (Marquette) vs Seton Hall (2/3/17)
3-Pt FG made	9	HAHN, Adrianna (Villanova) vs Marquette (12/28/16)
	7	JANNING, Marissa (Creighton) vs Nebraska (12/18/16)
	7	HAHN, Adrianna (Villanova) vs Seton Hall (1/13/17)
	7	NOGIC, Jovana 'YoYo' (Providence) vs Marquette (1/27/17)
	7	BUCK, Sydney (Butler) vs Marquette (02/10/17)
	7	HAHN, Adrianna (Villanova) vs Xavier (02/17/17)
3-Pt FG attempts	16	HAHN, Adrianna (Villanova) vs Marquette (12/28/16)
	15	BUCK, Sydney (Butler) vs Georgetown (01/22/17)
	15	BUCK, Sydney (Butler) vs Marquette (02/10/17)
3-Pt %	.857	(6-7) MELLMAN, Myah (Creighton) vs Drake (11/17/16)
	.857	(6-7) WELLER, Akina (St. John's) vs Rutgers (12/7/16)
	.857	(6-7) LUNDBERG, Claire (Seton Hall) vs Marquette (01/10/17)
Free throws made	13	HILAIRE, Kaela (Seton Hall) vs Rider (12/18/16)
	13	WOODARD, Faith (Georgetown) at DePaul (2/26/17)
Free throw attempts	16	WOODARD, Faith (Georgetown) at DePaul (2/26/17)
	15	HILAIRE, Kaela (Seton Hall) vs Rider (12/18/16)
Free throw %	1.000	(11-11) BLOCKTON, Allazia (Marquette) at Oregon State (11/22/16)
	1.000	(10-10) LOUIN, Alex (Villanova) at St. John's (2/10/17)
	1.000	(10-10) HIEDEMAN, Natisha (Marquette) vs DePaul (3/7/17)
	1.000	(9-9) WHITE, Dionna (Georgetown) vs Villanova (01/28/17)
	1.000	(9-9) LOUIN, Alex (Villanova) at Drexel (3/19/17)
	1.000	(8-8) GAFFNEY, Raeshawn (Xavier) at Butler (02/04/17)
	1.000	(8-8) KING, Danielle (Marquette) at Butler (02/10/17)
	1.000	(8-8) JEKOT, Kelly (Villanova) at Drexel (3/19/17)
Rebounds	20	SCHICKEL, Tori (Butler) at Xavier (01/08/17)
	20	SCHICKEL, Tori (Butler) vs Villanova (01/20/17)
	20	SINGLETON, Maya (St. John's) vs Villanova (2/10/17)
Assists	13	JANUARY, Jessica (DePaul) vs Syracuse (11/27/16)
	13	LEWIS, Aaliyah (St. John's) at Xavier (01/02/17)
	13	LEWIS, Aaliyah (St. John's) at Georgetown (01/13/17)
Steals	7	LEWIS, Aaliyah (St. John's) at Seton Hall (12/30/16)
	6	LEWIS, Aaliyah (St. John's) at William & Mary (11/13/16)
	6	HILAIRE, Kaela (Seton Hall) at Marist (11/15/16)
	6	WHITE, Dionna (Georgetown) at FIU (11/22/16)
	6	TURNER, Marquia (Xavier) at Wake Forest (12/8/16)
	6	WEAVER, Michelle (Butler) at Seton Hall (01/29/17)
Blocked shots	7	GRANT, Jacqui (DePaul) at Temple (12/15/16)
	6	LITTLETON, Imani (St. John's) vs Marquette (1/8/17)
	6	QUINN, Meghan (Villanova) at Butler (01/20/17)
	6	SCHICKEL, Tori (Butler) vs Xavier (03/04/17)
Turnovers	11	HILAIRE, Kaela (Seton Hall) at DePaul (2/5/17)
	9	SMITH, LaTecia (Seton Hall) at Rutgers (12/13/16)

2016-17 Review

OVERALL TEAM STATS

SCORING OFFENSE

Team	G	W-L	Pts	Avg/G
1. DePaul	35	27-8	2824	80.7
2. Marquette	33	25-8	2602	78.8
3. Creighton	30	17-13	1988	66.3
4. Creighton	32	24-8	2107	65.8
5. Seton Hall	31	12-19	1991	64.2
6. Xavier	30	12-18	1866	62.2
7. Providence	30	12-18	1861	62.0
8. Villanova	35	20-15	2141	61.2
9. St. John's	34	22-12	2078	61.1
10. Butler	31	6-25	1791	57.8

3-POINT FG PCT

Team	G	FG	FGA	Pct
1. Providence	30	192	514	.374
2. Creighton	32	246	718	.343
3. Marquette	33	224	655	.342
4. DePaul	35	327	987	.331
5. Xavier	30	161	495	.325
6. St. John's	34	140	431	.325
7. Seton Hall	31	197	611	.322
8. Villanova	35	293	957	.306
9. Georgetown	30	155	526	.295
10. Butler	31	156	547	.285

BLOCKED SHOTS

Team	G	Blocks	Avg/G
1. Creighton	32	152	4.75
2. Seton Hall	31	147	4.74
3. Georgetown	30	135	4.50
4. St. John's	34	151	4.44
5. Villanova	35	139	3.97
6. DePaul	35	128	3.66
7. Xavier	30	103	3.43
8. Butler	31	105	3.39
9. Marquette	33	64	1.94
10. Providence	30	47	1.57

OFFENSIVE REBOUND PCT

Team	G	O-Reb	D-Reb	O-Reb %
1. Georgetown	30	459	805	0.363
2. DePaul	35	523	919	0.363
3. Marquette	33	397	816	0.327
4. St. John's	34	353	799	0.306
5. Butler	31	333	783	0.298
6. Creighton	32	329	801	0.291
7. Seton Hall	31	334	820	0.289
8. Xavier	30	300	787	0.276
9. Villanova	35	325	1000	0.245
10. Providence	30	239	763	0.239

SCORING DEFENSE

Team	G	Pts	Avg/G
1. St. John's	34	1884	55.4
2. Creighton	32	1850	57.8
3. Villanova	35	2137	61.1
4. Georgetown	30	1915	63.8
5. Providence	30	1916	63.9
6. Xavier	30	1927	64.2
7. Butler	31	2095	67.6
8. DePaul	35	2371	67.7
9. Marquette	33	2317	70.2
10. Seton Hall	31	2275	73.4

3-POINT FG MADE

Team	G	3FG	Avg/G
1. DePaul	35	327	9.34
2. Villanova	35	293	8.37
3. Creighton	32	246	7.69
4. Marquette	33	224	6.79
5. Providence	30	192	6.40
6. Seton Hall	31	197	6.35
7. Xavier	30	161	5.37
8. Georgetown	30	155	5.17
9. Butler	31	156	5.03
10. St. John's	34	140	4.12

ASSISTS

Team	G	Assists	Avg/G
1. DePaul	35	681	19.46
2. Marquette	33	548	16.61
3. Creighton	32	508	15.88
4. Villanova	35	450	12.86
5. Xavier	30	383	12.77
6. Georgetown	30	364	12.13
7. Seton Hall	31	373	12.03
8. Providence	30	356	11.87
9. St. John's	34	401	11.79
10. Butler	31	362	11.68

DEFENSIVE REBOUNDS

Team	G	No.	Avg/G
1. Marquette	33	925	28.03
2. Creighton	32	889	27.78
3. Xavier	30	831	27.70
4. DePaul	35	946	27.03
5. Providence	30	775	25.83
6. Villanova	35	875	25.00
7. Butler	31	765	24.68
8. Georgetown	30	734	24.47
9. St. John's	34	825	24.26
10. Seton Hall	31	716	23.10

DEFENSIVE REBOUND PCT

Team	G	D-Reb	O-Reb	D-Reb %
1. Marquette	33	925	333	0.735
2. Creighton	32	889	326	0.732
3. DePaul	35	946	367	0.720
4. Providence	30	775	314	0.712
5. Xavier	30	831	357	0.699
6. Butler	31	765	338	0.694
7. Villanova	35	875	389	0.692
8. Georgetown	30	734	330	0.690
9. St. John's	34	825	384	0.682
10. Seton Hall	31	716	477	0.600

SCORING MARGIN

Team	G	OFF	DEF	Margin
1. DePaul	35	80.7	67.7	+12.9
2. Marquette	33	78.8	70.2	+8.6
3. Creighton	32	65.8	57.8	+8.0
4. St. John's	34	61.1	55.4	+5.7
5. Georgetown	30	66.3	63.8	+2.4
6. Villanova	35	61.2	61.1	+0.1
7. Providence	30	62.0	63.9	-1.8
8. Xavier	30	62.2	64.2	-2.0
9. Seton Hall	31	64.2	73.4	-9.2
10. Butler	31	57.8	67.6	-9.8

3-POINT FG PCT DEFENSE

Team	G	FG	FGA	Pct
1. St. John's	34	130	528	.246
2. Creighton	32	137	478	.287
3. Xavier	30	164	535	.307
4. Providence	30	206	643	.320
5. Villanova	35	158	489	.323
6. Marquette	33	247	753	.328
7. Georgetown	30	173	519	.333
8. Seton Hall	31	238	710	.335
9. DePaul	35	197	581	.339
10. Butler	31	236	684	.345

ASSISTS/TURNOVER RATIO

Team	G	Asst	Avg	Turn	Avg	Ratio
1. DePaul	35	681	19.5	481	13.7	1.42
2. Marquette	33	548	16.6	397	12.0	1.38
3. Villanova	35	450	12.9	330	9.4	1.36
4. Creighton	32	508	15.9	374	11.7	1.36
5. Georgetown	30	364	12.1	383	12.8	0.95
6. Xavier	30	383	12.8	434	14.5	0.88
7. Providence	30	356	11.9	407	13.6	0.87
8. St. John's	34	401	11.8	494	14.5	0.81
9. Seton Hall	31	373	12.0	539	17.4	0.69
10. Butler	31	362	11.7	545	17.6	0.66

FREE THROW PCT

Team	G	FTM	FTA	Pct
1. Villanova	35	334	440	.759
2. Creighton	32	333	448	.743
3. Providence	30	249	335	.743
4. Marquette	33	414	565	.733
5. St. John's	34	414	584	.709
6. Butler	31	329	473	.696
7. DePaul	35	357	521	.685
8. Georgetown	30	329	487	.676
9. Seton Hall	31	366	544	.673
10. Xavier	30	331	497	.666

REBOUNDING OFFENSE

Team	G	REB	Avg/G
1. DePaul	35	1469	42.0
2. Marquette	33	1322	40.1
3. Georgetown	30	1193	39.8
4. Creighton	32	1218	38.1
5. Xavier	30	1131	37.7
6. Butler	31	1098	35.4
7. St. John's	34	1178	34.6
8. Villanova	35	1200	34.3
9. Seton Hall	31	1050	33.9
10. Providence	30	1014	33.8

TURNOVER MARGIN

Team	G	Team Avg	Turn Avg	Margin		
1. Georgetown	30	383	12.8	507	16.9	+4.13
2. DePaul	35	481	13.7	623	17.8	+4.06
3. Villanova	35	330	9.4	385	11.0	+1.57
4. Marquette	33	397	12.0	434	13.2	+1.12
5. St. John's	34	494	14.5	532	15.6	+1.12
6. Providence	30	407	13.6	391	13.0	-0.53
7. Creighton	32	374	11.7	348	10.9	-0.81
8. Seton Hall	31	539	17.4	512	16.5	-0.87
9. Xavier	30	434	14.5	368	12.3	-2.20
10. Butler	31	545	17.6	441	14.2	-3.35

FIELD GOAL PERCENTAGES

Team	G	FG	FGA	Pct
1. Marquette	33	982	2134	.460
2. DePaul	35	1070	2448	.437
3. Providence	30	710	1678	.423
4. St. John's	34	762	1837	.415
5. Creighton	32	764	1848	.413
6. Xavier	30	687	1698	.405
7. Seton Hall	31	714	1785	.400
8. Georgetown	30	752	1956	.384
9. Butler	31	653	1724	.379
10. Villanova	35	757	2049	.369

REBOUNDING DEFENSE

Team	G	REB	Avg/G
1. St. John's	34	1183	34.8
2. Marquette	33	1149	34.8
3. Creighton	32	1127	35.2
4. Providence	30	1077	35.9
5. Butler	31	1121	36.2
6. DePaul	35	1286	36.7
7. Georgetown	30	1135	37.8
8. Xavier	30	1144	38.1
9. Villanova	35	1389	39.7
10. Seton Hall	31	1297	41.8

STEALS

Team	G	Steals	Avg/G
1. Georgetown	30	290	9.67
2. Seton Hall	31	275	8.87
3. DePaul	35	288	8.23
4. Butler	31	244	7.87
5. Marquette	33	222	6.73
6. St. John's	34	226	6.65
7. Xavier	30	186	6.20
8. Providence	30	156	5.20
9. Villanova	35	182	5.20
10. Creighton	32	151	4.72

FIELD GOAL PCT DEFENSE

Team	G	FG	FGA	Pct
1. St. John's	34	672	1814	.370
2. Creighton	32	698	1828	.382
3. Xavier	30	725	1870	.388
4. Butler	31	707	1766	.400
5. Villanova	35	824	2042	.404
6. DePaul	35	863	2112	.409
7. Providence	30	716	1744	.411
8. Georgetown	30	688	1673	.411
9. Marquette	33	883	2115	.417
10. Seton Hall	31	833	1950	.427

REBOUNDING MARGIN


Team	G	TEAM Avg	OPP Avg	Margin		
1. Marquette	33	1322	40.1	1149	34.8	+5.2
2. DePaul	35	1469	42.0	1286	36.7	+5.2
3. Creighton	32	1218	38.1	1127	35.2	+2.8
4. Georgetown	30	1193	39.8	1135	37.8	+1.9
5. St. John's	34	1178	34.6	1183	34.8	-0.1
6. Xavier	30	1131	37.7	1144	38.1	-0.4
7. Butler	31	1098	35.4	1121	36.2	-0.7
8. Providence	30	1014	33.8	1077	35.9	-2.1
9. Villanova	35	1200	34.3	1389	39.7	-5.4
10. Seton Hall	31	1050	33.9	1297	41.8	-8.0

OFFENSIVE REBOUNDS

Team	G	No.	Avg/G
1. Georgetown	30	459	15.30
2. DePaul	35	523	14.94
3. Marquette	33	397	12.03
4. Seton Hall	31	334	10.77

2016-17 Review

SUPERLATIVES




DePaul's Brooke Schulte was the league's leading scorer, eclipsing the 30-point mark twice in conference play



Butler's Tori Schickel, the league's leading rebounder, recorded two 20-rebound games in 2016-17 and ranked fourth nationally in boards per game



Providence set a program record with its BIG EAST-best .374 3-point shooting percentage in 2016-17



Aaliyah Lewis of St. John's recorded four double-digit assist games and had the highest APG average (7.1) in the BIG EAST since 2005



Villanova's Adrianna Hahn drained nine three-pointers against Marquette on Dec. 28, the most by a BIG EAST player in 2016-17

History



BIG EASTTM

CONFERENCE



Regular-Season Records

POINTS

INDIVIDUAL:

Game: 43, Angel McCoughtry, (UofL) vs. Providence, 1-31-09
 Rookie Game: 37, Kerri Chatten (PC) vs Seton Hall, 1-7-95
 Season: 478, Sarah Behn (BC), 1991-92
 Rookie Season: 337, Allazia Blockton (MU), 2015-16

TEAM:

Game: 128, Providence vs. Georgetown (114), 2-4-91
 Game (two teams): 242, Providence def. Georgetown (128 114), 2-4-91
 Season: 1640, Connecticut, 1998-99

SCORING AVERAGE

INDIVIDUAL:

Season: 26.6 ppg, Sarah Behn (BC), 1991-92 (478 pts. over 18 games)
 26.6 ppg, Angel McCoughtry (UofL), 2008-09 (426 pts. over 16 games)
 Rookie Season: 19.6 ppg, Maya Moore (UConn), 2007-08

TEAM:

Season: 95.4 ppg, Providence, 1990-91

REBOUNDS

INDIVIDUAL:

Game: 25, Peggy Walsh (UConn) vs Pittsburgh, 2-19-86
 Rookie Game: 20, Shelly Pennefather (VU), 1-28-84
 20, Kerri Chatten (PC) vs St. John's, 2-15-95
 20, Natalie Butler (GU) at Xavier, 1-8-14
 20, Natalie Butler (GU) vs. Providence, 3-1-14

Season: 248, Natalie Butler (GU), 2013-14
 Rookie Season: 248, Natalie Butler (GU), 2013-14

TEAM:

Game: 70, Connecticut vs. Providence, 1-11-95
 Season: 942, Providence, 1994-95

REBOUND AVERAGE

INDIVIDUAL:

Season: 13.8 rpg, Natalie Butler (GU), 2013-14
 Rookie Season: 13.8 rpg, Natalie Butler (GU), 2013-14

TEAM:

Season: 52.3 rpg, Connecticut, 1994-95

FG MADE

INDIVIDUAL:

Game: 19 (of 31), Kathy Finn (PC) vs. Syracuse, 2-11-84
 Rookie Game: 14 (of 19), Tina Charles (UConn) vs. USF, 2-20-07
 Season: 170, Shelly Pennefather (VU), 1986-87
 Rookie Season: 123, Maya Moore (UConn), 2007-08

TEAM:

Game: 48, Notre Dame vs. Pittsburgh, 1-17-12
 Season: 601, Connecticut, 1994-95


FG ATTEMPTED

INDIVIDUAL:

Game: 37 (13 made), Andrea Smith (USF) vs. Notre Dame, 1-8-13
 Rookie Game: 26 (10 made), Maria Tchobanova (WVU) vs. Georgetown, 1-2-96
 Season: 349, Kerry Curran (BC), 1993-94
 Rookie Season: 272, Allazia Blockton (MU), 2015-16

TEAM:

Game: 100, Providence vs. Seton Hall, 1-4-88
 Season: 1,373, DePaul, 2014-15



Kerri Chatten of Providence scored 37 points against Seton Hall as a Rookie.

FG PERCENTAGE

INDIVIDUAL:

Game: (minimum 8 attempts)
 1.000 (12-12), Jazz Covington (UofL) vs. Georgetown, 1-18-06
 1.000 (10-10), Nykesha Sales (UConn) vs. Notre Dame, 12-6-97
 1.000 (10-10), Nykesha Sales (UConn) vs. St. John's, 2-7-96
 1.000 (9-9), Olayinka Sanni (WVU) vs. DePaul, 1-9-07
 1.000 (8-8), Shea Ralph (UConn) vs. West Virginia, 1-2-99

Rookie Game:

(minimum 7 attempts)
 1.000 (7-7), Teresa Borton (ND) vs. Seton Hall, 1-9-02
 1.000 (7-7), Monique Lee (SHU) vs. Providence, 2-24-98
 1.000 (7-7), Peggi Jewell (GU) vs. St. John's, 2-9-89
 1.000 (7-7), Jennifer Clemente (RU) vs. St. John's, 1-30-96

Season:

.718 (125-174), Ruth Riley (ND), 1998-99

Rookie Season:

.647 (99-153), Tamika Williams (UConn), 1998-99

TEAM:

Game: .762 (32 42), Boston College vs. Syracuse, 1-9-89

Season: .560, Villanova, 1986-87

3-PT FG MADE

INDIVIDUAL:

Game: 10 (of 14) Maya Moore (UConn) vs. Syracuse, 1-17-09
 10 (of 13) Chanise Jenkins (DePaul) at Georgetown, 2-7-16
 8 (of 16) Jennifer Davis (PC) vs. Boston College, 2-13-94

Rookie Game:

66, Sheila McMillen (ND), 1998-99

Season:

58, Jennifer Davis (PC), 1993-94

Rookie Season:

58, Jennifer Davis (PC), 1993-94

TEAM:

Game: 18 (of 31), Louisville vs. Syracuse, 2-11-12

18 (of 25), Villanova vs. West Virginia, 1-3-01

18 (of 39), Connecticut vs. Syracuse, 1-17-09

Season: 199, DePaul, 2014-15

3-PT FG ATTEMPTED

INDIVIDUAL:

Game: 18 (6 made), Shoni Schimmel (UofL) vs. Marquette, 1-26-11
 18 (5 made), Erin Maloy (Pitt) vs. Miami, 1-11-92
 Rookie Game: 18 (6 made), Shoni Schimmel (UofL) vs. Marquette, 1-26-11
 Season: 162 (58 made), Jennifer Davis (PC), 1993-94
 Rookie Season: 162 (58 made), Jennifer Davis (PC), 1993-94

TEAM:

Game: 45 (11 made), Villanova at Georgetown, 1-29-14

Season: 541 (199 made), DePaul, 2014-15

3-PT FG PERCENTAGE

INDIVIDUAL:

Game: (minimum 5 attempts)
 1.000 (7-7), Terry Green (SHU) vs. DePaul, 1-28-12
 1.000 (7-7), Alicia Ratay (ND) vs. Rutgers, 2-19-00
 1.000 (6-6), Kate Bulger (WVU) vs. St. John's, 1-6-01
 1.000 (6-6), Catherine Bove (PC) at Cincinnati, 2-3-09
 1.000 (5-5), Wendy Davis (UConn) vs. Providence, 1-21-90
 1.000 (5-5), Krystal Ellis (MU) vs. West Virginia, 1-21-06
 1.000 (5-5), Tahnee Heins (SHU) vs. Miami, 2-21-95
 1.000 (5-5), Sheila McMillen (ND) vs. Connecticut, 12-8-98
 1.000 (5-5), Keirsten Walters (UConn) vs. Pittsburgh, 1-31-99
 1.000 (5-5), Clare Drosch (BC) vs. West Virginia, 1-30-02
 1.000 (5-5), Brittany Hrynko (DP) at Villanova, 2-25-14
 1.000 (5-5), Aleesha Powell (SHU) at DePaul, 1-29-16

Rookie Game:

(minimum 5 attempts)
 1.000 (7-7), Alicia Ratay (ND) vs. Rutgers, 2-19-00
 1.000 (6-6), Kate Bulger (WVU) vs. St. John's, 1-6-01
 1.000 (5-5), Krystal Ellis (MU) vs. West Virginia, 1-21-06
 1.000 (5-5), Keirsten Walters (UConn) vs. Pittsburgh, 1-31-99
 1.000 (5-5), Clare Drosch (BC) vs. West Virginia, 1-30-02

Season:

.517 (15-29), Shea Ralph (UConn), 1998-99

.512 (41-80), Cal Bouchard (BC), 1997-98

Rookie Season: .493 (37-75), Alicia Ratay (ND), 1999-00

TEAM:

Game: (minimum 6 attempts)

1.000 (6-6), Syracuse vs. Villanova, 1-10-99

Season: .449 (44-98), Seton Hall, 1993-94

Regular-Season Records

FT MADE

INDIVIDUAL:

Game: 19 (of 21), Mandy Saunders (PC) vs. Pittsburgh, 2 26 94
19 (of 21), Sarah Behn (BC) vs. Syracuse, 1 11 92
19 (of 21), Kerry Bascom (UConn) vs. St. John's, 2 9 91

Rookie Game: 19 (of 21), Mandy Saunders (PC) vs. Pittsburgh, 2 26 94

Season: 141, Sarah Behn (BC), 1992-93

Rookie Season: 100, Mandy Saunders (PC), 1993-94

TEAM:

Game: 45, Providence vs. Pittsburgh, 2-8-89

Season: 371, Providence, 1991-92

FT ATTEMPTED

INDIVIDUAL:

Game: 23, Ruth Riley (ND) vs. Miami, 2-22-00

Rookie Game: 21, Mandy Saunders (PC) vs. Pittsburgh, 2-26-94

Season: 168, Sarah Behn (BC), 1992-93

Rookie Season: 156, Holly Porter (BC), 1993-94

TEAM:

Game: 52, Providence vs. Pittsburgh, 2-8-89

Season: 514, Connecticut, 1998-99

FT PERCENTAGE

INDIVIDUAL:

Game: (minimum of 16 attempts)

1.000 (17 17), Sarah Behn (BC) vs. Georgetown, 1 13 93

1.000 (17 17), Arlesia Morse (MU) vs. Georgetown, 2-1-15

1.000 (16 16), Kerry Bascom (UConn) vs. St. John's, 1 27 90

1.000 (16-16), Katie Smrcka-Duffy (GU) vs. Seton Hall, 2-9-00

Rookie Game: (minimum of 10 attempts)

1.000 (13 13), Rebecca Lobo (UConn) vs. St. John's, 1 8 92

1.000 (10-10), Asjha Jones (UConn) vs. Syracuse, 2-3-99

1.000 (10-10), Nicole Michael (SU) vs. Cincinnati, 2-26-07

1.000 (10-10), Nadirah Mckenith (STJ) vs. Marquette, 1-5-10

Season: .963 (26-27), Amy Duran (UConn), 1997-98

.963 (26-27), Mel Thomas (UConn), 2006-07

.952 (20 21), Laurie St. Jean (PC), 1983 84

Rookie Season: .881 (59 67), Angel Lewis (SU), 1991 92

TEAM:

Game: (minimum of 17 attempts)

1.000 (23-23), Syracuse vs. Providence, 1-31-12

1.000 (22-22), West Virginia vs. Boston College, 2-27-01

1.000 (20-20), Georgetown vs. Miami, 2-13-99

1.000 (18-18), Boston College vs. West Virginia, 1-2-05

1.000 (17-17), St. John's vs. Pittsburgh, 2-25-97

1.000 (17-17), St. John's vs. Rutgers, 1-30-02

1.000 (17-17), Boston College vs. West Virginia, 2-14-04

Season: .814 (153-188), Villanova, 2008-09

ASSISTS

INDIVIDUAL:

Game: 18, Margaret McKeon (STJ) vs. Georgetown, 1 16 91

Rookie Game: 14, Mandy Saunders (PC) vs. Syracuse, 1 12 94

Season: 147, Shanya Evans (PC), 1990 91

Rookie Season: 143, Gina Graziani (Miami), 1996-97

TEAM:

Game: 35, Providence vs. Georgetown, 1 22 86

35, Providence vs. Seton Hall, 1 29 86

Season: 413, Villanova, 1986 87

ASSIST AVERAGE

INDIVIDUAL:

Season: 9.7 apg, Shanya Evans (PC), 1989 90

Rookie Season: 7.9 apg, Gina Graziani (Miami), 1996-97

TEAM:

Season: 25.8, Villanova, 1986 87

STEALS

INDIVIDUAL:

Game: 11, Maria Tchobanova (WVU) vs. Pittsburgh, 1-4-96

Rookie Game: 11, Maria Tchobanova (WVU) vs. Pittsburgh, 1-4-96

Season: 78, Angel McCoughtry (UofL), 2008-09

Rookie Season: 60, Raquel Nurse (SU), 1994 95

TEAM:

Game: 24, Georgetown vs. Notre Dame, 1-29-00

24, Villanova vs. Boston College, 2 18 24

24, West Virginia vs. Pittsburgh, 1-4-96

Season: 258, Connecticut, 1997-98

BLOCKED SHOTS

INDIVIDUAL:

Game: 14, Chris Palombi (SU) vs. Georgetown, 1 13 84

Rookie Game: 9, Tina Charles (UConn) vs. Notre Dame, 1-27-07

Season: 70, Rebecca Lobo (UConn), 1993 94

Rookie Season: 48, Kara Wolters (UConn), 1993 94

TEAM:

Game: 17, West Virginia at Cincinnati, 1-8-11

17, USF at West Virginia, 2-21-09

17, Connecticut vs. Seton Hall, 1 13 95

Season: 134, Connecticut, 1993 94

PERSONAL FOULS

TEAM:

Game: 34, Boston College vs. Georgetown, 1 13 93

34, Boston College vs. Providence, 1 25 95

Season: 430, Boston College, 1992 93

MISCELLANEOUS

TEAM:

Fewest Points: 24, Providence vs. Connecticut, 2-5-05

Fewest Points in a Half: 6, St. John's vs. Boston College, 1-2-01

6, Providence vs. Connecticut, 2-5-05

Fewest Points in a Quarter: 1, Butler at Xavier, 1-29-16

Most Points in a Quarter: 38, Marquette vs. DePaul, 2-19-17

Fewest Points Combined: 71 (38-33), St. John's def. Pittsburgh, 1-27-01

Victory Margin: 78 (126-48), Connecticut def. Providence, 1-6-98

Fewest Turnovers: 2, Villanova at Creighton, 1-10-17

Season:

Lowest Scoring Average: 43.6 ppg, Providence, 2004-05

44.2 ppg, Providence, 2004-05

**NCAA women's basketball changed to quarters in 2015-16*



Notre Dame's Ruth Riley attempted 25 free-throws against Miami on Feb. 22, 2000 to set the BIG EAST record.

All-Time BIG EAST Standings

ALL-TIME COMPOSITE REGULAR SEASON STANDINGS (1982-16)

	W	L	Pct.
Connecticut	406	89	.820
Notre Dame	232	64	.784
DePaul	139	61	.695
Rutgers	202	94	.682
Creighton	46	26	.639
Louisville	80	48	.625
Virginia Tech	40	24	.625
Miami	129	95	.576
Villanova	313	255	.551
Boston College	182	170	.517
Marquette	100	100	.500
St. John's	256	312	.451
West Virginia	125	155	.446
USF	57	71	.445
Syracuse	197	298	.398
Georgetown	222	346	.391
Seton Hall	217	351	.382
Providence	214	354	.377
Butler	26	46	.361
Pittsburgh	176	320	.355
Xavier	23	49	.319
Cincinnati	35	93	.273

REGULAR SEASON CHAMPIONSHIPS

Connecticut	16	(1989, 1990-s, 1991, 1994, 1995, 1999, 2000, 2001-s, 2002, 2003, 2004, 2007, 2008, 2009, 2010, 2011)
DePaul	4	(2014, 2015-s, 2016, 2017-s)
Providence	3	(1983-s, 1986, 1990-s)
Rutgers	3	(1991-s, 2005, 2006)
Villanova	3	(1984-s, 1985-s, 1987)
Miami	2	(1992, 1993-s)
Notre Dame	2	(2001-s, 2012, 2013)
St. John's	2	(1983-s, 1985-s)
Creighton	1	(2017-s)
Seton Hall	1	(2015-s)
Notre Dame	1	(2001-s)
Georgetown	1	(1993-s)
Syracuse	1	(1988)
Pittsburgh	1	(1984-s)

s - shared

DIVISIONAL CHAMPIONSHIPS (divisional play: 1996-98)

Connecticut	3	(BE 6) (1996, 1997, 1998)
Providence	1	(BE 7) (1996-s)
Miami	1	(BE 7) (1996-s)
Syracuse	1	(BE 7) (1996-s)
Seton Hall	1	(BE 7) (1996-s)
Georgetown	1	(BE 7) (1997)
Rutgers	1	(BE 7) (1998)

s shared

BIG EAST RECORDS:

Most wins in a season:	18, Miami (1991-92); Connecticut (1994-95, 1996-97)
Most consecutive winning seasons:	27, UConn (1986-87 through 2012-13); 10, Notre Dame (1995-96 through 2004-05)
Undefeated seasons:	Miami, 18-0 (1991-92); Connecticut, 18-0 (1994-95, 1996-97, 1999-00); Connecticut, 16-0 (2001-02, 2002-03, 2006-07, 2008-09, 2009-10, 2010-11); Rutgers, 16-0 (2005-06), Notre Dame (2012-13)
Most consecutive regular season wins:	47, UConn (Jan. 4, 1996 - Feb. 7, 1998)

ALL-TIME TEAM RECORDS IN BIG EAST TOURNAMENT GAMES

	W	L	Pct.
Connecticut	67	13	.838
Virginia Tech	4	2	.667
DePaul	17	10	.630
Notre Dame	24	17	.585
Louisville	11	8	.579
Rutgers	23	17	.575
Miami	14	11	.560
Creighton	5	4	.556
Villanova	32	31	.508
St. John's	28	29	.491
West Virginia	15	16	.484
Boston College	20	22	.476
Marquette	10	11	.476
Seton Hall	22	33	.400
Providence	19	29	.396
USF	5	8	.385
Syracuse	16	28	.364
Pittsburgh	15	28	.349
Butler	2	4	.333
Georgetown	15	32	.319
Cincinnati	2	7	.222
Xavier	1	4	.200

BIG EAST TOURNAMENT RECORDS:

Most consecutive tournament games won: 29, Connecticut (1994-2003 SF)
 Most consecutive tournament games lost: 11, Providence (2002 1R - current)
 Most consecutive championships won: 9, Connecticut (1994, 1995, 1996, 1997, 1998, 1999, 2000, 2001, 2002)
 Most championship game appearances: 23, Connecticut (1989, 1990, 1991, 1992, 1994, 1995, 1996, 1997, 1998, 1999, 2000, 2001, 2002, 2003, 2005, 2006, 2007, 2008, 2009, 2010, 2011, 2012, 2013)
 Most consecutive championship game appearances: 10, Connecticut (1994, 1995, 1996, 1997, 1998, 1999, 2000, 2001, 2002, 2003)

BIG EAST TOURNAMENT CHAMPIONSHIPS

Connecticut	18	(1989, 1991, 1994, 1995, 1996, 1997, 1998, 1999, 2000, 2001, 2002, 2005, 2006, 2008, 2009, 2010, 2011, 2012)
St. John's	4	(1983, 1984, 1988, 2016)
Villanova	3	(1986, 1987, 2003)
DePaul	2	(2014, 2015)
Miami	2	(1992, 1993)
Boston College	1	(2004)
Marquette	1	(2017)
Notre Dame	1	(2013)
Providence	1	(1990)
Rutgers	1	(2007)
Syracuse	1	(1985)

All-Time BIG EAST Standings

2016-17 BIG EAST Overall

DePaul	16-2	27-8
Creighton	16-2	24-8
Marquette	13-5	25-8
St. John's	11-7	22-12
Villanova	11-7	20-15
Georgetown	9-9	17-13
Xavier	4-14	12-18
Providence	4-14	12-18
Seton Hall	4-14	12-19
Butler	2-16	6-25

NCAA – Creighton, DePaul, Marquette
WNIT – Georgetown, St. John's, Villanova (Semifinals)

2015-16 BIG EAST Overall

DePaul	16-2	27-9
Seton Hall	12-6	23-9
Villanova	12-6	20-12
St. John's	11-7	23-10
Georgetown	9-9	16-14
Marquette	9-9	14-16
Xavier	8-10	17-13
Creighton	8-10	17-18
Butler	4-14	10-21
Providence	1-17	5-24

NCAA – DePaul, St. John's, Seton Hall
WNIT – Creighton, Georgetown, Villanova

2014-15 BIG EAST Overall

Seton Hall	15-3	28-6
DePaul	15-3	27-8
Villanova	12-6	22-14
St. John's	11-7	23-11
Creighton	10-8	17-14
Butler	10-8	14-16
Xavier	8-10	18-15
Marquette	4-14	9-22
Providence	3-15	6-24
Georgetown	2-16	4-27

NCAA – DePaul, Seton Hall
WNIT – Villanova, St. John's, Creighton

2013-14 BIG EAST Overall

DePaul	15-3	29-7
St. John's	13-5	23-11
Villanova	12-6	23-9
Creighton	12-6	20-14
Marquette	11-7	22-11
Butler	10-8	15-16
Seton Hall	8-10	20-14
Georgetown	4-14	11-21
Xavier	3-15	8-23
Providence	2-16	7-23

NCAA – DePaul, St. John's
WNIT – Butler, Creighton, Marquette, Seton Hall, Villanova

2012-13 BIG EAST Overall

Notre Dame	16-0	35-2
Connecticut	14-2	35-4
Syracuse	11-5	24-8
Louisville	11-5	29-9
St. John's	11-5	18-13
Villanova	9-7	21-11
DePaul	9-7	21-12
USF	9-7	22-11
Rutgers	7-9	16-14
Marquette	7-9	16-16
Georgetown	5-11	15-16
Seton Hall	5-11	11-20
Cincinnati	4-12	12-18
Providence	2-14	7-23
Pittsburgh	0-16	9-21

NCAA – Connecticut, Louisville, Notre Dame, St. John's, Villanova, Syracuse, USF
WNIT – Marquette

2011-12 BIG EAST Overall

Notre Dame	15-1	35-4
St. John's	13-3	24-10
Connecticut	13-3	33-5
Georgetown	11-5	23-9
West Virginia	11-5	23-9
Rutgers	10-6	22-10
Louisville	10-6	23-10
DePaul	9-7	23-11
USF	8-8	19-16
Villanova	6-10	19-15
Cincinnati	6-10	16-16
Syracuse	6-10	22-15
Providence	5-11	13-17
Marquette	4-12	14-17
Seton Hall	1-15	8-23
Pittsburgh	0-16	8-22

NCAA – Connecticut, DePaul, Georgetown, Louisville, Notre Dame, Rutgers, St. John's, West Virginia

WNIT – Cincinnati, USF, Syracuse, Villanova

2010-11 BIG EAST Overall

Connecticut	16-0	36-2
DePaul	13-3	29-7
Notre Dame	13-3	31-8
Rutgers	11-5	20-13
Marquette	10-6	24-9
Louisville	10-6	22-13
St. John's	9-7	22-11
Georgetown	9-7	24-11
Syracuse	9-7	25-10
West Virginia	8-8	24-10
Providence	6-10	13-16
Pittsburgh	5-11	14-17
USF	3-13	12-19
Villanova	3-13	12-19
Cincinnati	2-14	9-20
Seton Hall	1-15	8-22

NCAA – Connecticut, DePaul, Georgetown, Louisville, Marquette, Notre Dame, Rutgers, St. John's, West Virginia

WNIT – Syracuse

2009-10 BIG EAST Overall

Connecticut	16-0	39-0
West Virginia	13-3	29-6
Georgetown	13-3	26-7
St. John's	12-4	25-7
Notre Dame	12-4	29-6
Rutgers	9-7	19-15
DePaul	9-7	21-12
Providence	7-9	19-15
Syracuse	7-9	25-11
Marquette	6-10	17-16
USF	6-10	15-16
Pittsburgh	5-11	16-15
Louisville	5-11	14-18
Cincinnati	4-12	12-18
Villanova	3-13	14-16
Seton Hall	1-15	9-21

NCAA – Connecticut (NCAA Champions), DePaul, Georgetown, Notre Dame, Rutgers, St. John's, West Virginia

WNIT – Marquette, Pittsburgh, Providence, USF, Syracuse

2008-09 BIG EAST Overall

Connecticut	16-0	39-0
Louisville	14-2	34-5
Pittsburgh	12-4	25-8
Villanova	10-6	19-14
Notre Dame	10-6	22-9
DePaul	10-6	23-10
Rutgers	9-7	21-13
USF	8-8	27-10
Marquette	7-9	17-16
Georgetown	7-9	20-14
West Virginia	5-11	18-15
Syracuse	5-11	17-15
St. John's	4-12	19-15
Providence	4-12	10-20
Seton Hall	4-12	17-14
Cincinnati	3-13	14-17

NCAA – Connecticut (National Champions), DePaul, Louisville (Final Four), Notre Dame, Pittsburgh, Rutgers, Villanova

WNIT – Georgetown, Marquette, St. John's, USF (Champions), Syracuse, West Virginia

2007-08 BIG EAST Overall

Connecticut	15-1	36-2
Rutgers	14-2	27-7
West Virginia	12-4	25-8
Notre Dame	11-5	25-9
Pittsburgh	10-6	24-11
Syracuse	10-6	22-9
Louisville	10-6	26-10
Marquette	8-8	21-14
DePaul	8-8	20-12
St. John's	7-9	18-15
USF	5-11	16-16
Villanova	5-11	17-16
Georgetown	5-11	15-14
Seton Hall	3-13	13-15
Cincinnati	3-13	12-16
Providence	2-14	12-17

NCAA – Connecticut (Final Four), DePaul, Louisville, Notre Dame, Pittsburgh, Rutgers, Syracuse, West Virginia

WNIT – Marquette (Champions), St. John's, USF, Villanova

2006-07 BIG EAST Overall

Connecticut	16-0	32-4
Rutgers	12-4	27-9
Marquette	12-4	26-7
West Virginia	11-5	21-11
Louisville	10-6	27-8
Pittsburgh	10-6	24-9
Notre Dame	10-6	20-12
USF	9-7	21-12
Seton Hall	9-7	19-12
DePaul	8-8	19-13
Cincinnati	6-10	15-14
St. John's	4-12	8-20
Providence	3-13	13-16
Syracuse	3-13	9-20
Georgetown	3-13	13-16
Villanova	2-14	8-21

NCAA – Connecticut, DePaul, Louisville, Marquette, Notre Dame, Pittsburgh, Rutgers (Final Four), West Virginia

WNIT – Seton Hall, USF

All-Time BIG EAST Standings

2005-06 BIG EAST Overall

Rutgers	16-0	27-5
Connecticut	14-2	32-5
DePaul	11-5	27-7
St. John's	11-5	22-8
Louisville	10-6	19-10
Pittsburgh	9-7	22-11
USF	9-7	19-12
Villanova	9-7	21-11
Marquette	9-7	22-11
Notre Dame	8-8	18-12
Cincinnati	7-9	17-12
West Virginia	4-12	15-16
Georgetown	3-13	10-17
Providence	3-13	8-19
Seton Hall	3-13	6-21
Syracuse	2-14	9-18

NCAA – Connecticut, DePaul, Louisville, Notre Dame, St. John's, Rutgers, USF

WNIT – Cincinnati, Marquette, Pittsburgh, Villanova

2004-05 BIG EAST Overall

Rutgers	14-2	28-7
Notre Dame	13-3	27-6
Connecticut	13-3	25-8
Boston College	10-6	20-10
Villanova	10-6	19-12
Georgetown	7-9	12-16
West Virginia	7-9	21-13
St. John's	7-9	20-11
Seton Hall	6-10	14-14
Pittsburgh	5-11	13-15
Syracuse	4-12	13-16
Providence	0-16	1-27

NCAA – Boston College, Connecticut, Notre Dame, Rutgers

WNIT – Marquette, St. John's, USF, Villanova, West Virginia

2003-04 BIG EAST Overall

Connecticut	14-2	31-4
Notre Dame	12-4	21-11
Villanova	12-4	23-7
Miami	11-5	22-7
Boston College	11-5	27-7
West Virginia	10-6	21-11
Rutgers	10-6	21-12
Virginia Tech	10-6	23-8
Georgetown	7-9	13-15
Seton Hall	6-10	15-15
St. John's	4-12	10-18
Syracuse	3-13	6-21
Pittsburgh	2-14	6-20
Providence	0-16	4-23

NCAA – Boston College, Connecticut (National Champions), Miami, Notre Dame, Rutgers, Villanova, Virginia Tech, West Virginia

WNIT – Seton Hall

2002-03 BIG EAST Overall

Connecticut	16-0	37-1
Rutgers	13-3	21-8
Villanova	12-4	28-6
Boston College	12-4	22-9
Virginia Tech	10-6	22-10
Notre Dame	10-6	21-11
Miami	8-8	18-13
Seton Hall	7-9	14-15
Georgetown	6-10	15-14
Syracuse	5-11	10-18
Pittsburgh	4-12	12-16
West Virginia	4-12	15-13
Providence	3-13	9-18
St. John's	2-14	8-19

NCAA – Boston College, Connecticut (National Champions), Miami, Notre Dame, Rutgers, Villanova, Virginia Tech

WNIT – Georgetown, Seton Hall

2001-02 BIG EAST Overall

Connecticut	16-0	39-0
Notre Dame	13-3	20-10
Boston College	12-4	23-8
Villanova	12-4	20-11
Miami	10-6	19-12
Virginia Tech	9-7	21-11
Syracuse	9-7	18-13
Providence	7-9	13-15
Seton Hall	6-10	15-14
West Virginia	6-10	14-14
Rutgers	5-11	9-20
Georgetown	4-12	12-16
Pittsburgh	3-13	8-19
St. John's	0-16	3-24

NCAA – Boston College, Connecticut (National Champions), Notre Dame, Syracuse, Villanova

WNIT – Miami, Virginia Tech

2000-01 BIG EAST Overall

Notre Dame	15-1	34-2
Connecticut	15-1	32-3
Rutgers	13-3	23-8
Virginia Tech	11-5	22-9
Villanova	11-5	22-9
Seton Hall	9-7	16-12
Boston College	7-9	14-15
Georgetown	6-10	17-15
Syracuse	6-10	12-15
Miami	6-10	13-15
Providence	4-12	11-17
St. John's	3-13	8-20
Pittsburgh	3-13	9-18
West Virginia	3-13	5-22

NCAA – Connecticut (Final Four), Notre Dame (National Champions), Rutgers, Villanova, Virginia Tech

WNIT – Georgetown

1999-00 BIG EAST Overall

Connecticut	16-0	36-1
Notre Dame	15-1	27-5
Rutgers	12-4	26-8
Boston College	12-4	26-9
Georgetown	9-7	17-13
Villanova	7-9	15-15
Miami	7-9	14-15
Pittsburgh	7-9	16-13
St. John's	5-11	11-18
Seton Hall	5-11	11-16
Providence	5-11	10-17
Syracuse	3-13	10-18
West Virginia	1-15	6-22

NCAA – Boston College, Connecticut (National Champions), Notre Dame, Rutgers (Final Four)

WNIT – Georgetown, Pittsburgh, Villanova

1998-99 BIG EAST Overall

Connecticut	17-1	29-5
Rutgers	17-1	29-6
Notre Dame	15-3	26-5
Boston College	12-6	22-8
Georgetown	10-8	18-12
Villanova	9-9	14-14
Miami	9-9	15-14
St. John's	7-11	13-18
Syracuse	6-12	10-17
West Virginia	5-13	10-17
Providence	4-14	5-22
Pittsburgh	3-15	8-19
Seton Hall	3-15	6-21

NCAA – Boston College, Connecticut, Notre Dame, Rutgers

WNIT – Georgetown, Miami

1997-98 BIG EAST Overall

BE 7		
Rutgers	14-4	22-10
Miami	13-5	19-10
Syracuse	7-11	12-15
Providence	6-12	10-17
Seton Hall	6-12	8-19
Georgetown	5-13	9-19
Pittsburgh	3-15	6-21
BE 6		
Connecticut	17-1	34-3
Notre Dame	12-6	22-10
Villanova	12-6	19-10
Boston College	11-7	17-11
West Virginia	7-11	12-16
St. John's	4-14	6-21

NCAA – Connecticut, Miami, Notre Dame, Rutgers

WNIT – Villanova

1996-97 BIG EAST Overall

BE 7		
Georgetown	9-9	17-11
Miami	8-10	15-14
Rutgers	8-10	11-17
Providence	8-10	13-14
Seton Hall	7-11	10-17
Syracuse	4-14	6-21
Pittsburgh	3-15	8-22
BE 6		
Connecticut	18-0	33-1
Notre Dame	17-1	31-7
Boston College	13-5	18-10
West Virginia	11-7	19-12
Villanova	8-10	14-14
St. John's	3-15	5-22

NCAA – Connecticut, Notre Dame (Final Four)

1995-96 BIG EAST Overall

BE 7		
Providence	9-9	12-15
Miami	9-9	14-13
Syracuse	9-9	14-14
Seton Hall	9-9	16-13
Rutgers	8-10	13-15
Georgetown	7-11	12-15
Pittsburgh	3-15	6-24
BE 6		
Connecticut	17-1	34-4
Notre Dame	15-3	23-8
Villanova	13-5	21-7
Boston College	7-11	10-17
West Virginia	7-11	12-15
St. John's	4-14	6-21

NCAA – Connecticut (Final Four), Notre Dame

1994-95 BIG EAST Overall

Connecticut	18-0	35-0
Villanova	13-5	19-9
Seton Hall	12-6	24-9
Pittsburgh	10-8	17-11
St. John's	10-8	15-12
Miami	8-10	11-16
Georgetown	6-12	11-17
Syracuse	5-13	7-20
Providence	5-13	10-21
Boston College	3-15	6-21

NCAA – Connecticut (National Champions), Seton Hall

All-Time BIG EAST Standings

1993-94 BIG EAST Overall

Connecticut	17-1	30-3
Seton Hall	16-2	27-5
Pittsburgh	12-6	21-10
Providence	10-8	13-15
Boston College	9-9	13-14
Miami	7-11	10-17
Villanova	7-11	13-14
Georgetown	6-12	12-15
St. John's	4-14	8-20
Syracuse	2-16	5-23

NCAA - Connecticut, Seton Hall

NWIT - Pittsburgh

1992-93 BIG EAST Overall

Miami	15-3	24-7
Georgetown	15-3	23-7
Connecticut	12-6	18-11
Pittsburgh	10-8	15-12
Villanova	10-8	15-13
Seton Hall	8-10	14-13
Providence	7-11	15-15
St. John's	5-13	12-16
Syracuse	4-14	6-21
Boston College	4-14	10-17

NCAA - Miami, Georgetown, Connecticut

1991-92 BIG EAST Overall

Miami	18-0	30-2
Connecticut	13-5	23-11
Georgetown	13-5	20-8
Providence	13-5	21-9
St. John's	7-11	14-14
Villanova	7-11	11-17
Pittsburgh	6-12	11-18
Syracuse	5-13	9-19
Seton Hall	5-13	14-15
Boston College	3-15	5-23

NCAA - Miami, Connecticut, Providence

1990-91 BIG EAST Overall

Connecticut	14-2	29-5
Providence	13-3	26-6
Pittsburgh	10-6	16-13
St. John's	10-6	16-12
Seton Hall	7-9	18-11
Boston College	6-10	12-16
Georgetown	5-11	12-15
Villanova	4-12	12-17
Syracuse	3-13	7-21

NCAA - Connecticut, Providence

1989-90 BIG EAST Overall

Connecticut	14-2	25-6
Providence	14-2	27-5
Seton Hall	11-5	21-7
Boston College	9-7	16-13
Syracuse	7-9	15-13
Pittsburgh	6-10	15-14
Georgetown	5-11	13-14
St. John's	5-11	12-17
Villanova	1-15	9-19

NCAA - Providence, Connecticut

1988-89 BIG EAST Overall

Connecticut	13-2 *	24-6
Villanova	11-5	18-12
Providence	10-6	22-11
Boston College	9-7	15-13
Seton Hall	9-7	18-10
Syracuse	7-8 *	15-12
St. John's	5-11	10-18
Georgetown	4-12	13-16
Pittsburgh	3-13	11-17

* includes one no-contest

NCAA - Connecticut, Providence, Villanova

1987-88 BIG EAST Overall

Syracuse	13-3	22-9
Villanova	11-5	20-9
St. John's	10-6	22-10
Boston College	10-6	17-11
Connecticut	9-7	17-11
Providence	7-9	13-15
Pittsburgh	5-11	14-15
Seton Hall	4-12	10-19
Georgetown	3-13	7-21

NCAA - Syracuse, Villanova, St. John's

1986-87 BIG EAST Overall

Villanova	15-1	27-4
Providence	12-4	23-9
Syracuse	11-5	15-13
St. John's	9-7	16-13
Connecticut	9-7	14-13
Boston College	8-8	17-12
Georgetown	4-12	7-21
Seton Hall	3-13	12-17
Pittsburgh	1-15	7-21

NCAA - Villanova

NIT - Providence

1985-86 BIG EAST Overall

Providence	14-2	24-6
Villanova	12-4	23-8
Syracuse	12-4	19-10
St. John's	11-5	19-9
Boston College	9-7	16-13
Pittsburgh	5-11	11-16
Connecticut	4-12	12-15
Georgetown	3-13	8-20
Seton Hall	2-14	5-23

NCAA - Providence, Villanova

1984-85 BIG EAST Overall

St. John's	12-4	18-11
Villanova	12-4	21-9
Boston College	11-5	19-9
Pittsburgh	10-6	16-12
Syracuse	10-6	18-13
Providence	9-7	14-14
Connecticut	3-13	9-18
Georgetown	3-13	7-21
Seton Hall	2-14	4-25

NCAA - Syracuse

1983-84 BIG EAST Overall

Pittsburgh	6-2	16-12
Villanova	6-2	22-7
St. John's	5-3	24-6
Seton Hall	5-3	17-13
Syracuse	5-3	14-14
Providence	5-3	19-7
Georgetown	2-6	10-15
Boston College	2-6	11-16
Connecticut	0-8	9-20

NCAA - St. John's

1982-83 BIG EAST Overall

Providence	7-1	24-6
St. John's	7-1	27-6
Pittsburgh	5-3	17-11
Villanova	4-4	14-15
Syracuse	4-4	12-15
Seton Hall	3-5	11-16
Georgetown	3-5	10-15
Boston College	2-6	16-9
Connecticut	1-7	9-18

NCAA - St. John's



St. John's finished third in the BIG EAST standings in 1987-88 but cut down the nets at the BIG EAST Tournament that year for its second league title



Villanova swept both the regular season and Tournament titles in 1986-87, with head coach Harry Perretta leading the charge which included standout Shelly Pennefather

Career Leaders

BIG EAST CONFERENCE GAMES

POINTS

Rank	Name, School	Years	Games	Avg.	Points
1.	Sarah Behn, Boston College	1989-93	67	23.1	1,546
2.	Angel McCoughtry, Louisville	2005-09	64	20.7	1,322
3.	Holly Porter, Boston College	1993-97	71	18.5	1,311
4.	Tracy Lis, Providence	1988-92	66	19.6	1,296
5.	Maya Moore, Connecticut	2007-11	64	19.8	1,270
6.	Lorri Johnson, Pittsburgh	1987-91	62	20.2	1,253
7.	Rebecca Lobo, Connecticut	1991-95	69	17.9	1,232
8.	Kris Witfill, Georgetown	1989-93	68	17.8	1,213
9.	Sugar Rodgers, Georgetown	2009-13	64	18.7	1,196
10.	Nykesha Sales, Connecticut	1994-98	72	16.3	1,175
11.	Cappie Pondexter, Rutgers	2002-06	64	17.8	1,140
12.	Ruth Riley, Notre Dame	1997-01	68	16.7	1,135
13.	Kerry Bascom, Connecticut	1987-91	63	17.9	1,128
14.	Kerry Curran, Boston College	1990-94	70	16.0	1,123
15.	Jonna Huemrich, Pittsburgh	1990-94	70	15.9	1,114
16.	Brittany Hrynko, DePaul	2011-15	68	15.9	1,080
17.	Cozette Ballentine, St. John's	1988-92	66	16.3	1,077
18.	Octavia Blue, Miami	1994-98	69	15.6	1,074
	Shelly Pennefather, Villanova	1983-87	54	20.0	1,074
20.	Shavonte Zellous, Pittsburgh	2005-09	63	17.0	1,071

SCORING AVERAGE

Rank	Name, School	Years	Games	Points	Avg.
1.	Jennifer Bruce, Pittsburgh	1982-85	32	746	23.3
2.	Sarah Behn, Boston College	1989-93	67	1,546	23.1
3.	Angel McCoughtry, Louisville	2005-09	64	1,322	20.7
4.	Lorri Johnson, Pittsburgh	1987-91	62	1,253	20.2
5.	Shelly Pennefather, Villanova	1983-87	54	1,074	20.0
6.	Nadine Malcolm, Providence	1993-97	49	973	19.9
7.	Maya Moore, Connecticut	2007-11	64	1,270	19.8
8.	Jessica Dickson, USF	2005-07	32	631	19.7
9.	Tracy Lis, Providence	1988-92	66	1,296	19.6
10.	Kathy Finn, Providence	1982-84	16	304	19.0
11.	Katryna Gaither, Notre Dame	1995-97	36	675	18.8
12.	Beth Morgan, Notre Dame	1995-97	36	676	18.8
13.	Sugar Rodgers, Georgetown	2009-13	64	1,196	18.7
14.	Holly Porter, Boston College	1993-97	71	1,311	18.5
15.	Tamara James, Miami	2002-04	31	569	18.4
16.	Nancy Bernhardt, Villanova	1982-84	16	292	18.3
17.	Renee Najarian, Connecticut	1986-88	31	558	18.0
18.	Kerry Bascom, Connecticut	1987-91	63	1,128	17.9
	Rebecca Lobo, Connecticut	1991-95	69	1,232	17.9
20.	Maura Gill, Georgetown	1982-85	31	553	17.8
	Cappie Pondexter, Rutgers	2002-06	64	1,140	17.8
	Kris Witfill, Georgetown	1989-93	68	1,213	17.8

One-year players:

Frances Savage, Miami	1991-92	18	431	23.9
Tawana Jackson, St. John's	1994-95	18	391	21.7
Debbie Beckford, St. John's	1982-83	8	159	19.9
Khara Smith, DePaul	2005-06	16	292	18.3
Cathy Bochain, Connecticut	1982-83	8	136	17.0

FIELD GOAL PERCENTAGE (MINIMUM 80 FGM)

Rank	Name, School	Years	Games	FGM-FGA	Pct.
1.	Tamika Williams, Connecticut	1998-02	59	239-344	.695
2.	Ruth Riley, Notre Dame	1997-01	68	419-649	.646
3.	Tina Charles, Connecticut	2006-10	64	413-665	.621
4.	Gloria Bradley, Seton Hall	1982-84	15	80-129	.620
5.	Kara Wolters, Connecticut	1993-97	70	466-761	.612
6.	Katryna Gaither, Notre Dame	1995-97	36	288-472	.610
7.	Stefanie Dolson, Connecticut	2010-13	47	239-393	.608
8.	Jessica Moore, Connecticut	2001-05	64	217-370	.586

9.	Natasha Williams, DePaul	2007-09	30	133-228	.583
10.	Tammy Sutton-Brown, Rutgers	1997-2001		266-457	.582
10.	Shelly Pennefather, Villanova	1983-87	54	479-843	.568
11.	Michelle Campbell, Rutgers	2002-06	64	220-381	.577
12.	Vionca Murray, Syracuse	2007-11	47	106-186	.570
13.	Willnett Crockett, Connecticut	2002-06	60	107-188	.569
14.	Teresa Borton, Notre Dame	2001-05	64	201-355	.566
	Chauntise Wright, Louisville	05-07, 09-10	45	129-228	.566
16.	Kia Vaughn, Rutgers	2005-09	64	258-459	.562
17.	Devereaux Peters, Notre Dame	2007-08, 09-12	57	240-428	.561
18.	Becky Gottstein, Boston College	1998-03	53	312-557	.560
	Renee Najarian, Connecticut	1986-88	31	201-359	.560
20.	Beth Morgan, Notre Dame	1995-97	36	238-427	.557

One-year players:

Khara Smith, DePaul	2005-06	16	113-200	.565
Jeannie Hebert, Miami	1991-92	18	99-197	.503
Natalie Butler, Georgetown	2013-14	18	96-191	.503
Frances Savage, Miami	1991-92	18	162-324	.500
Lisa Szymczak, West Virginia	1995-96	18	94-190	.495
McKenzie Fujan, Creighton	2013-14	18	102-207	.493

FIELD GOALS MADE

Rank	Name, School	Years	Games	FGM
1.	Sarah Behn, Boston College	1989-93	67	520
2.	Jonna Huemrich, Pittsburgh	1990-94	70	481
3.	Shelly Pennefather, Villanova	1983-87	54	479
4.	Maya Moore, Connecticut	2007-11	64	478
5.	Rebecca Lobo, Connecticut	1991-95	69	476
6.	Angel McCoughtry, Louisville	2005-09	64	475
7.	Kara Wolters, Connecticut	1993-97	70	466
8.	Lorri Johnson, Pittsburgh	1987-91	62	465
9.	Nykesha Sales, Connecticut	1994-98	72	459
10.	Cozette Ballentine, St. John's	1988-92	66	456
11.	Tracy Lis, Providence	1988-92	66	455
12.	Kris Witfill, Georgetown	1989-93	68	451
13.	Holly Porter, Boston College	1993-97	71	446
14.	Aliyyah Handford, St. John's	2012-16	70	422
15.	Octavia Blue, Miami	1994-98	69	421
16.	Ruth Riley, Notre Dame	1997-01	68	419
	Geraldine Saintilus, Seton Hall	1985-89	64	419
18.	Kerry Curran, Boston College	1990-94	70	417
	Cappie Pondexter, Rutgers	2002-06	64	417
20.	Kerry Bascom, Connecticut	1987-91	63	416

FIELD GOALS ATTEMPTED

Rank	Name, School	Years	Games	FGA
1.	Sarah Behn, Boston College	1989-93	67	1,144
2.	Sugar Rodgers, Georgetown	2009-13	64	1,141
3.	Kerry Curran, Boston College	1990-94	70	1,063
4.	Angel McCoughtry, Louisville	2005-09	64	1,040
5.	Jonna Huemrich, Pittsburgh	1990-94	70	995
6.	Lorri Johnson, Pittsburgh	1987-91	62	963
7.	Brittany Hrynko, DePaul	2011-15	68	956
8.	Aliyyah Handford, St. John's	2012-16	70	954
8.	Rebecca Lobo, Connecticut	1991-95	69	951
9.	Holly Porter, Boston College	1993-97	71	946
10.	Cozette Ballentine, St. John's	1988-92	66	944
	Octavia Blue, Miami	1994-98	69	944
12.	Sylita Thomas, Georgetown	1995-99	72	940
13.	Kris Witfill, Georgetown	1989-93	68	938
14.	Geraldine Saintilus, Seton Hall	1985-89	64	928
	Tracy Lis, Providence	1988-92	66	928
16.	Tabatha Richardson-Smith, Seton Hall	2012-16	70	920
17.	Cappie Pondexter, Rutgers	2002-06	64	910
18.	Kate Bulger, West Virginia	2000-04	64	899
	Maya Moore, Connecticut	2007-11	64	899
20.	Shavonte Zellous, Pittsburgh	2005-09	63	897

Career Leaders

BIG EAST CONFERENCE GAMES

FREE THROWS MADE

Rank	Name, School	Years	Games	FTM
1.	Sarah Behn, Boston College	1989-93	67	443
2.	Holly Porter, Boston College	1993-97	71	405
3.	Tracy Lis, Providence	1988-92	66	302
4.	Angel McCoughtry, Louisville	2005-09	64	299
5.	Ruth Riley, Notre Dame	1997-01	68	297
6.	Kris Witfill, Georgetown	1989-93	68	295
7.	Skylar Diggins, Notre Dame	2009-13	64	287
8.	Nadine Malcolm, Providence	1993-97	49	283
9.	Shavonte Zellous, Pittsburgh	2005-09	63	272
10.	Dana Wynne, Seton Hall	1993-97	71	267
11.	Talisha Hargis, West Virginia	1995-98	53	263
	Laine Selwyn, Pittsburgh	1999-03	64	263
13.	Kia Wright, St. John's	2004-08	62	262
	Nicole Michael, Syracuse	2006-10	64	262
15.	Maria Tchobanova, West Virginia	1995-99	72	255
16.	Ka-Deidre Simmons, Seton Hall	2010-11; 12-15	68	252
17.	Kieraah Marlow, Georgetown	2004-08	64	249
18.	Marcedes Walker, Pittsburgh	2004-08	62	248
19.	Angel Robinson, Marquette	2007-11	64	247
20.	Lorri Johnson, Pittsburgh	1987-91	62	246
	Rebecca Lobo, Connecticut	1991-95	69	246

FREE THROW PERCENTAGE (MINIMUM 2.0 FTM PER GAME)

Rank	Name, School	Years	Games	FTM-FTA	Pct.
1.	Kayla McBride, Notre Dame	2010-13	37	88-98	.898
2.	Chelsea Marandola, Providence	2005-10	64	151-172	.878
3.	Kaleena Mosqueda-Lewis	2011-13	32	64-73	.877
4.	Alicia Ratay, Notre Dame	1999-03	64	220-252	.873
	Mandy Saunders, Providence	1993-98	72	241-276	.873
6.	Katie Smrcka-Duffy, Georgetown	1998-01	49	162-188	.862
7.	Chrystal Starling, Virginia Tech	2000-03	47	135-157	.860
8.	Alissa Murphy, Boston College	1996-00	70	224-261	.858
9.	Jessica Dickson, USF	2005-07	32	148-173	.855
10.	Marissa Janning, Creighton	2013-Pres.	36	120-141	.851
11.	Megan Duffy, Notre Dame	2002-06	64	204-240	.850
12.	Jessalyn Deveny, Boston College	2001-05	50	173-204	.848
13.	Nancy Bernhardt, Villanova	1982-84	16	76-90	.844
14.	Maya Moore, Connecticut	2007-11	64	177-211	.839
15.	Sarah Behn, Boston College	1989-93	67	443-530	.836
16.	Krystal Ellis, Marquette	2005-09	62	176-211	.834
	Pam Thornton, Boston College	1983-87	55	171-205	.834
17.	Ann Gothard, Georgetown	1983-87	47	132-159	.830
18.	Mary Burke, Providence	183-87	55	204-246	.829
19.	Carrie Mason, Virginia Tech	2002-04	32	89-108	.824
20.	Beth Morgan, Notre Dame	1995-97	36	130-158	.823
One-year players:					
	Maleeka Kynard, Xavier	2014-15	15	43-48	.896
	Angel Lewis, Syracuse	1991-92	18	59-67	.881
	Frances Savage, Miami	1991-92	18	97-112	.866
	Taylor Schippers, Butler	2013-14	18	45-52	.865
	Jeannie Hebert, Miami	1991-92	18	61-72	.847
	Holly Riling, Miami	1992-93	15	55-65	.846

FREE THROWS ATTEMPTED

Rank	Name, School	Years	Games	FTA
1.	Holly Porter, Boston College	1993-97	71	573
2.	Sarah Behn, Boston College	1989-93	67	530
3.	Angel McCoughtry, Louisville	2005-09	64	419
4.	Marcedes Walker, Pittsburgh	2004-08	62	403
5.	Dana Wynne, Seton Hall	1993-97	71	399
6.	Ruth Riley, Notre Dame	1997-01	68	397
8.	Tracy Lis, Providence	1988-92	66	386
7.	Rebekkah Brunson, Georgetown	2000-04	58	385
9.	Kris Witfill, Georgetown	1989-93	68	371
	Nicole Michael, Syracuse	2006-10	64	371
11.	Shavonte Zellous, Pittsburgh	2005-09	63	368
	Maria Tchobanova, West Virginia	1995-99	72	361
13.	Skylar Diggins, Notre Dame	2009-13	64	367

14.	Talisha Hargis, West Virginia	1995-98	53	358
15.	Nadine Malcolm, Providence	1993-97	49	353
16.	Aliyyah Handford, St. John's	2012-16	70	349
17.	Paula Moore, Syracuse	1996-01	67	347
18.	Ka-Deidre Simmons, Seton Hall	2010-11; 12-15	68	346
19.	Rebecca Lobo, Connecticut	1991-95	69	344
20.	Angel Robinson, Marquette	2007-11	64	343

3-POINT FIELD GOALS MADE (SINCE 1987-88)

Rank	Name, School	Years	3FGM
1.	Sugar Rodgers, Georgetown	2009-13	168
2.	Brittany Hrynko, DePaul	2011-15	165
3.	Kate Bulger, West Virginia	2000-04	161
4.	Trish Juhline, Villanova	1999-03	157
5.	Julie Wheeler, Providence	1994-98	156
6.	Wendy Davis, Connecticut	1988-92	155
7.	Sheila McMillen, Notre Dame	1995-99	145
8.	Jaime James, Syracuse	1998-02	144
9.	Ann Strother, Connecticut	2002-06	138
10.	Maya Moore, Connecticut	2007-11	137
11.	Tabatha Richardson-Smith, Seton Hall	2012-16	136
12.	Mary Lisicky, Georgetown	2001-05	133
	LaQuita Owens, West Virginia	2004-08	133
14.	Sue Glanning, Villanova	1992-96	127
15.	Jennifer Rizzotti, Connecticut	1992-96	126
16.	Meg Bulger, West Virginia	2003-08	125
	Alicia Ratay, Notre Dame	1999-03	125
	Renee Montgomery, Connecticut	2005-09	125
19.	Becky Burke, Louisville	2008-12	123
	Cal Bouchard, Boston College	1996-00	123
	Julie McBride, Syracuse	2000-04	123
	Shoni Schimmel, Louisville	2010-13	123

3-POINT FIELD GOAL ATTEMPTS (SINCE 1987-88)

Rank	Name, School	Years	Total
1.	Sugar Rodgers, Georgetown	2009-13	554
2.	Julie Wheeler, Providence	1994-98	484
3.	Brittany Hrynko, DePaul	2011-15	470
4.	Tabatha Richardson-Smith, Seton Hall	2012-16	423
5.	Trish Juhline, Villanova	1999-03	413
6.	Kate Bulger, West Virginia	2000-04	404
7.	Jaime James, Syracuse	1998-02	402
8.	Kim Gallon, Georgetown	1994-98	400
9.	Shoni Schimmel, Louisville	2010-13	389
10.	Julie McBride, Syracuse	2000-04	385
11.	LaQuita Owens, West Virginia	2004-08	383
12.	Sheila McMillen, Notre Dame	1995-99	375
13.	Mary Lisicky, Georgetown	2001-05	370
14.	Ann Strother, Connecticut	2002-06	365
15.	Susan Glanning, Villanova	1992-96	358
16.	Brooke Stewart, Pittsburgh	1999-03	351
17.	Erica Morrow, Syracuse	2007-11	343
18.	Becky Burke, Louisville	2008-12	340
	Chanise Jenkins, DePaul	2012-16	340
20.	Renee Montgomery, Connecticut	2005-09	336

3-POINT FIELD GOAL PERCENTAGE (SINCE 1987-88 - MINIMUM OF 30 MADE)

Rank	Name, School	Years	Games	3FGM-FGA	Pct.
1.	Sue Bird, Connecticut	1998-02	55	85-181	.470
2.	Wendy Davis, Connecticut	1988-92	65	155-332	.467
3.	Alicia Ratay, Notre Dame	1999-03	64	125-272	.460
4.	Meg Bulger, West Virginia	2003-08	52	125-273	.458
5.	Tiffany Hayes, Connecticut	2008-12	64	96-212	.453
	Clare Drosch, Boston College	2001-05	64	96-212	.453
7.	Cal Bouchard, Boston College	1996-00	58	123-277	.444
	Jill Stephens, Cincinnati	2005-09	64	44-99	.444
9.	Xenia Stewart, Pittsburgh	2005-09	64	35-80	.438
10.	Kelly McManmon, St. John's	2007-09	32	122-281	.434
11.	Maya Moore, Connecticut	2007-11	64	137-317	.432

Career Leaders

BIG EAST CONFERENCE GAMES

12.	Kelly Nash, Villanova	2000-04	59	77-180	.428
13.	Jodi Brooks, Seton Hall	1990-94	70	106-250	.424
14.	Natalie Novosel, Notre Dame	2008-12	64	30-71	.423
15.	Lauren Works, Creighton	2013-Pres.	53	66-157	.420
16.	Mel Thomas, Connecticut	2004-08	48	97-231	.420
17.	Cappie Pondexter, Rutgers	2002-06	64	85-203	.419
	Jessalyn Deveny, Boston College	2001-05	50	39-93	.419
19.	Alecia Balich, Pittsburgh	1995-99	69	82-197	.416
	Megan Rogowski, DePaul	2012-	42	97-233	.416

One-year players:

Aleesha Powell, Seton Hall	2015-16	18	41-90	.456
*Ann Odoy, Boston College	1984-88	16	45-107	.421
*Vera Jones, Syracuse	1984-88	15	23-57	.404

* - played one year when 3-pointer was in effect

REBOUNDS

Rank	Name, School	Years	Games	Avg.	Rebounds
1.	Dana Wynne, Seton Hall	1993-97	71	11.2	798
2.	Rebecca Lobo, Connecticut	1991-95	69	10.3	714
3.	Rebekkah Brunson, Georgetown	2000-04	58	10.7	620
4.	Angel McCoughtry, Louisville	2005-09	64	9.6	616
5.	Marcedes Walker, Pittsburgh	2004-08	62	9.9	613
6.	Holly Porter, Boston College	1993-97	71	8.5	604
7.	Leni Wilson, Georgetown	1989-93	68	8.5	576
	Tina Charles, Connecticut	2006-10	64	9.0	576
9.	Amber Thompson, St. John's	2011-15	68	8.4	568
10.	Katherine Harry, DePaul	2009-13	64	8.4	565
11.	Jamelle Elliott, Connecticut	1992-96	72	7.8	558
12.	Sylita Thomas, Georgetown	1995-99	72	7.7	557
13.	Kym Hope, Miami	1995-99	71	7.8	554
	Maya Moore, Connecticut	2007-11	64	8.7	554
15.	Shelly Pennefather, Villanova	1983-87	54	10.2	553
16.	Andrea Mangum, Providence	1986-90	63	8.7	550
17.	Chelsea Cole, Pittsburgh	2007-11	64	8.5	545
18.	Ruth Riley, Notre Dame	1997-01	68	8.0	544
19.	Jonna Huemrich, Pittsburgh	1990-94	70	8.2	514
20.	Nicole Michael, Syracuse	2006-10	64	7.9	507

REBOUNDING AVERAGE

Rank	Name, School	Years	Games	Rebounds	Avg.
1.	Dana Wynne, Seton Hall	1993-97	71	798	11.2
2.	Rebekkah Brunson, Georgetown	2000-04	58	620	10.7
3.	Dianne Pugh, St. John's	1982-84	16	169	10.6
4.	Renee Najarian, Connecticut	1986-88	31	321	10.4
5.	Britt King, Providence	1982-86	47	482	10.3
	Rebecca Lobo, Connecticut	1991-95	69	714	10.3
7.	Gloria Bradley, Seton Hall	1982-84	15	153	10.2
	Shelly Pennefather, Villanova	1983-87	54	553	10.2
9.	Marcedes Walker, Pittsburgh	2004-08	62	613	9.9
10.	Ijeoma Uchendu, Butler	2013-15	22	215	9.8
11.	Jennifer Bruce, Pittsburgh	1982-85	32	309	9.7
12.	Angel McCoughtry, Louisville	2005-09	64	616	9.6
13.	Katryna Gaither, Notre Dame	1995-97	36	330	9.2
	Vicki Plowden, Miami	1991-93	36	332	9.2
15.	Shamona Marable, Seton Hall	1992-94	35	315	9.0
	Tina Charles, Connecticut	2006-10	64	576	9.0
17.	Tina Ogden, St. John's	1990-92	34	300	8.8
	Katherine Harry, DePaul	2009-13	64	565	8.8
19.	Becky Gottstein, Boston College	1998-03	53	460	8.7
	Andrea Mangum, Providence	1986-90	63	550	8.7
	Maya Moore, Connecticut	2007-11	64	554	8.7

One-year players:

Natalie Butler, Georgetown	2013-14	18	248	13.8
Khara Smith, DePaul	2005-06	16	184	11.5
Frances Savage, Miami	1991-92	18	431	10.8
Sarah Nelson, Creighton	2013-14	18	163	9.1
Ezria Parsons, USF	2005-06	14	124	8.9
Mary Schiavetta, Syracuse	1982-83	8	67	8.4
Marcy Komegay, St. John's	1992-93	18	144	8.0

ASSISTS

Rank	Name, School	Years	Games	Avg.	Total
1.	Gina Graziani, Miami	1996-00	68	7.0	474
2.	Shanya Evans, Providence	1987-91	61	7.7	471
3.	Tasha Pointer, Rutgers	1997-01	66	7.0	460
4.	Yolanda Paige, West Virginia	2001-05	64	6.8	435
5.	Niele Ivey, Notre Dame	1996-01	67	5.9	394
6.	Sue Fritsch, Boston College	1986-90	63	6.0	376
7.	Raquel Nurse, Syracuse	1994-98	72	4.9	350
8.	Brittany Hrynko, DePaul	2011-15	68	5.0	343
9.	Carol Morton, Pittsburgh	1991-95	72	4.7	339
10.	Nadirah Mckenith, St. John's	2009-13	64	5.3	338
11.	Shanette Lee, Villanova	1995-99	72	4.6	334
12.	Chanise Jenkins, DePaul	2012-16	70	4.7	332
13.	Kerry Curran, Boston College	1990-94	70	4.7	331
14.	Julie McBride, Syracuse	2000-04	64	5.1	329
15.	Jennifer Rizzotti, Connecticut	1992-96	72	4.4	318
16.	Mandy Saunders, Providence	1993-98	72	4.3	313
17.	Aaliyah Lewis, St. John's	2013-17	72	4.3	311
18.	Kathy O'Reilly, Seton Hall	1984-88	64	4.8	310
19.	Skylar Diggins, Notre Dame	2009-13	64	4.8	309
20.	Doris Sable, Providence	1983-87	55	5.6	306

STEALS

Rank	Name, School	Years	Games	Avg.	Total
1.	Nykesha Sales, Connecticut	1994-98	72	3.4	246
2.	Angel McCoughtry, Louisville	2005-09	64	3.7	234
3.	Maria Tchobanova, West Virginia	1995-99	72	2.8	200
4.	Meghan Saake, Miami	1999-03	63	3.1	195
5.	Nadira Ricks, Georgetown	1990-94	70	2.8	194
6.	Raquel Nurse, Syracuse	1994-98	72	3.5	188
7.	Jennifer Rizzotti, Connecticut	1992-96	72	2.6	186
8.	Carol Morton, Pittsburgh	1991-95	72	2.6	185
9.	Tracy Lis, Providence	1988-92	66	2.8	183
10.	Brittany Hrynko, DePaul	2011-15	68	2.6	176
11.	Sugar Rodgers, Georgetown	2009-13	64	2.6	168
12.	Niele Ivey, Notre Dame	1996-01	67	2.5	167
13.	Ann Odoy, Boston College	1984-88	64	2.6	165
14.	Janice Long, Syracuse	1983-87	56	2.9	161
15.	Kia Wright, St. John's	2004-08	62	2.5	160
16.	Michele Thornton, Villanova	1991-95	72	2.2	157
17.	Talisha Hargis, West Virginia	1995-98	53	2.9	155
	Skylar Diggins, Notre Dame	2009-13	64	2.4	155
19.	Tasha Pointer, Rutgers	1997-01	66	2.3	154
19.	Aliyyah Handford, St. John's	2012-16	70	2.1	149
20.	Svetlana Abrosimova, Connecticut	1997-01	60	2.5	148

BLOCKED SHOTS

Rank	Name, School	Years	Games	Avg.	Total
1.	Rebecca Lobo, Connecticut	1991-95	69	3.3	227
2.	Ruth Riley, Notre Dame	1997-01	68	2.8	193
3.	Kara Wolters, Connecticut	1993-97	70	2.6	184
4.	Holly Oslander, Syracuse	1989-94	67	2.3	153
5.	Kayla Alexander, Syracuse	2009-13	64	2.3	149
6.	Tina Charles, Connecticut	2006-10	64	2.2	139
7.	Kia Vaughn, Rutgers	2005-09	64	2.1	137
8.	Ieva Kublina, Virginia Tech	2000-04	64	2.1	132
9.	Dawn Johnson, Seton Hall	1991-95	71	1.8	129
10.	Vaida Sipaviciute, Syracuse	2004-08	64	1.9	122
11.	Asya Busey, West Virginia	2009-12	48	2.3	110
	Belle Obert, Butler	2014-16	35	3.1	110
13.	Kelly Schumacher, Connecticut	1997-01	65	1.6	107
14.	Nickeia Morris, Pittsburgh	1996-00	61	1.7	104
	Sylita Thomas, Georgetown	1995-99	72	1.4	104
16.	Dana Wynne, Seton Hall	1993-97	71	1.4	102
17.	Amber Thompson, St. John's	2011-15	68	1.5	100

Annual Individual Stat Leaders

BIG EAST REGULAR SEASON GAMES ONLY

SCORING

	G	FG	3FG	FT	PTS	AVG	
2016-17	Brooke Schulte (DPU)	18	154	17	50	375	20.8
2015-16	Tabatha Richardson-Smith (SHU)	18	134	41	82	391	21.7
2014-15	Brittany Hrynko (DPU)	18	147	61	39	394	21.9
2013-14	Marissa Janning (CU)	18	120	31	68	359	19.9
2012-13	Sugar Rodgers (GU)	16	105	39	62	311	19.4
2011-12	Sugar Rodgers (GU)	16	102	37	60	301	18.8
2010-11	Maya Moore (UConn)	16	133	24	64	354	22.1
2009-10	Monique Reid (UofL)	16	108	0	99	315	19.7
2008-09	Angel McCoughtry (UofL)	16	152	21	101	426	26.6
2007-08	Angel McCoughtry (UofL)	16	127	23	95	372	23.3
2006-07	Angel McCoughtry (UofL)	16	136	27	73	372	23.3
2005-06	Jessica Dickson (USF)	16	121	34	72	348	21.8
2004-05	Meg Bulger (WVU)	16	113	38	33	297	18.6
2003-04	Rebekkah Brunson (GU)	16	124	0	78	326	20.4
2002-03	Trish Juhline (VU)	16	116	41	34	307	19.2
2001-02	Ieva Kublina (VT)	16	113	10	44	280	17.5
2000-01	Ruth Riley (ND)	16	121	0	87	329	20.6
1999-00	Katie Smrcka-Duffy (GU)	15	91	32	61	275	18.3
1998-99	Ruth Riley (ND)	18	125	0	70	320	17.8
1997-98	Nykesha Sales (UConn)	18	151	22	63	387	21.5
1996-97	Nadine Malcolm (PC)	18	110	8	114	342	19.0
1995-96	Nadine Malcolm (PC)	17	154	15	128	451	26.5
1994-95	Tawana Jackson (STI)	18	160	19	52	391	21.7
1993-94	Kerry Curran (BC)	18	146	40	86	418	23.2
1992-93	Sarah Behn (BC)	18	136	22	141	435	24.2
1991-92	Sarah Behn (BC)	18	163	20	132	478	26.6
1990-91	Cozette Ballentine (STI)	16	165	0	58	388	24.3
1989-90	Kerry Bascom (UConn)	16	117	22	75	331	20.7
1988-89	Kerry Bascom (UConn)	15	129	35	62	355	23.7
1987-88	Beth Knight (GU)	16	143	0	43	329	20.6
1986-87	Shelly Pennefather (VU)	16	170	0	30	370	23.1
1985-86	Shelly Pennefather (VU)	16	142	0	45	329	20.6
1984-85	Jennifer Bruce (Pitt)	16	144	0	93	381	23.8
1983-84	Jennifer Bruce (Pitt)	8	69	0	58	196	24.5
1982-83	Jennifer Bruce (Pitt)	8	65	0	39	169	21.1

REBOUNDING

	G	REB	AVG	
2016-17	Tori Schickel (BU)	18	234	13.0
2015-16	Tiffany Jones (SHU)	18	163	9.1
2014-15	Amber Thompson (STI)	18	197	10.9
2013-14	Natalie Butler (GU)	18	248	13.8
2012-13	Katherine Harry (DPU)	16	169	10.6
2011-12	Devereaux Peters (ND)	16	175	10.9
2010-11	Chelsea Cole (Pitt)	16	169	10.6
2009-10	Chelsea Cole (Pitt)	16	185	11.6
2008-09	Angel McCoughtry (UofL)	16	160	10.0
2007-08	Angel McCoughtry (UofL)	16	152	9.5
2006-07	Angel McCoughtry (UofL)	16	180	11.3
2005-06	Khara Smith (DPU)	16	184	11.5
2004-05	Marcedes Walker (Pitt)	15	143	9.5
2003-04	Rebekkah Brunson (GU)	16	181	11.3
2002-03	Rebekkah Brunson (GU)	16	168	10.5
2001-02	Swin Cash (UConn)	16	142	8.9
2000-01	Rebekkah Brunson (GU)	16	176	11.0
1999-00	Ruth Riley (ND)	16	124	7.8
1998-99	Paula Moore (SU)	18	161	8.9
1997-98	Kym Hope (Miami)	18	196	10.9
1996-97	Dana Wynne (SHU)	18	222	12.3
1995-96	Dana Wynne (SHU)	18	223	12.4
1994-95	Dana Wynne (SHU)	18	225	12.4
1993-94	Rebecca Lobo (UConn)	18	214	11.9
1992-93	Rebecca Lobo (UConn)	18	204	11.3
1991-92	Frances Savage (Miami)	18	194	10.8
1990-91	Gennifer Harrison (SHU)	16	162	10.1
1989-90	Tonya Hendrix (SU)	16	152	9.5
1988-89	Tonya Hendrix (SU)	15	153	10.2
1987-88	Renee Najarian (UConn)	16	172	10.8
1986-87	Renee Najarian (UConn)	15	149	9.9
1985-86	Peggy Walsh (UConn)	16	192	12.0
1984-85	Shelly Pennefather (VU)	16	175	10.9
1983-84	Gloria Bradley (SHU)	7	82	11.7
1982-83	Dianne Pugh (STI)	8	85	10.6

FIELD GOAL PERCENTAGE

	G	FGM	FGA	PCT	
2016-17	Lubirdia Gordon (SHU)	18	61	95	.642
2015-16	Erika Davenport (MU)	18	109	177	.616
2014-15	Megan Podkova (DPU)	17	85	159	.535
2013-14	Jasmine Penny (DPU)	18	106	193	.549
2012-13	Stefanie Dolson (UConn)	15	101	57	.643
2011-12	Jeanise Randolph (UC)	15	46	77	.597
2010-11	Devereaux Peters (ND)	16	87	140	.621
2009-10	Tina Charles (UConn)	16	127	190	.668
2008-09	Jaleesa Butler (GU)	15	79	133	.594
2007-08	Chauntise Wright (UofL)	16	78	122	.639
2006-07	Tina Charles (UConn)	16	95	152	.625
2005-06	Angela Clark (STI)	16	91	156	.583
2004-05	Marcedes Walker (Pitt)	15	82	164	.500
2003-04	Barbara Turner (UConn)	16	80	138	.580
2002-03	Becky Gottstein (BC)	15	101	174	.580
2001-02	Aspha Jones (UConn)	16	105	190	.553
2000-01	Ruth Riley (ND)	16	121	188	.644
1999-00	Tamika Williams (UConn)	13	42	59	.712
1998-99	Ruth Riley (ND)	18	125	174	.718
1997-98	Nykesha Sales (UConn)	18	151	260	.581
1996-97	Kara Wolters (UConn)	18	141	226	.624
1995-96	Katryna Gaither (ND)	18	156	239	.653
1994-95	Kara Wolters (UConn)	16	97	163	.595
1993-94	Kara Wolters (UConn)	18	90	149	.604
1992-93	Kris Witfill (GU)	18	143	258	.554
1991-92	Jonna Huemrich (Pitt)	18	132	252	.524
1990-91	Tina Ogden (STI)	16	96	181	.530
1989-90	Connie Hurt (Pitt)	16	96	159	.604
1988-89	Liz Lawlor (PC)	16	90	158	.570
1987-88	Renee Najarian (UConn)	16	119	184	.647
1986-87	Shelly Pennefather (VU)	16	170	267	.637
1985-86	Shelly Pennefather (VU)	16	142	244	.581
1984-85	Beth Knight (GU)	16	80	137	.584
1983-84	Gloria Bradley (SHU)	7	42	64	.656
1982-83	Debbie Beckford (STI)	8	70	125	.560

3-PT FIELD GOAL PERCENTAGE

	G	3FG	3FGA	PCT	
2016-17	Adrianna Hahn (VU)	18	52	115	.452
2015-16	Megan Podkova (DPU)	18	26	53	.491
2014-15	Megan Podkova (DPU)	17	25	53	.472
2013-14	Megan Rogowski (DPU)	18	60	122	.492
2012-13	Kaleena Mosqueda-Lewis (UConn)	16	57	115	.496
2011-12	Tiffany Hayes (UConn)	16	26	44	.591
2010-11	Brittany Mallory (ND)	15	17	37	.468
2009-10	Kelly McManmon (STI)	16	46	85	.541
2008-09	Erin Monfre (MU)	16	28	59	.475
2007-08	Maya Moore (UConn)	16	39	80	.488
2006-07	Mel Thomas (UConn)	16	43	97	.443
2005-06	Karen Tiewhues (UC)	15	34	70	.486
2004-05	Meg Bulger (WVU)	16	38	84	.452
2003-04	Kelly Nash (VU)	16	36	81	.444
2002-03	Alicia Ratay (ND)	16	32	63	.508
2001-02	Trish Juhline (VU)	13	39	91	.429
2000-01	Darya Kydyntseva (WVU)	16	32	80	.400
1999-00	Sue Bird (UConn)	16	30	59	.508
1998-99	Shea Ralph (UConn)	14	15	29	.517
1997-98	Cal Bouchard (BC)	18	41	80	.512
1996-97	Christie Lambert (WVU)	17	34	84	.405
1995-96	Rebecca Burbridge (WVU)	17	32	72	.444
1994-95	Jen Rizzotti (UConn)	18	31	76	.408
1993-94	Jodi Brooks (SHU)	18	37	79	.468
1992-93	Jodi Brooks (SHU)	18	41	95	.432
1991-92	Wendy Davis (UConn)	18	62	123	.504
1990-91	Lorri Johnson (Pitt)	15	25	51	.490
1989-90	Wendy Davis (UConn)	16	47	97	.485
1988-89	Kerry Bascom (UConn)	15	35	75	.467
1987-88	Ann Odoj (BC)	16	45	107	.421

Annual Individual Stat Leaders


BIG EAST REGULAR SEASON GAMES ONLY

FREE THROW PERCENTAGE

	G	FTM	FTA	PCT	
2016-17	Audrey Faber (CU)	18	43	.49	.878
2015-16	Briana Glover (XU)	17	63	73	.863
2014-15	Arlesia Morse (MU)	18	77	86	.906
2013-14	Chanise Jenkins (DPU)	18	38	43	.884
2012-13	Kaleena Mosqueda-Lewis (UConn)	16	34	38	.895
2011-12	Kayla McBride (ND)	16	34	37	.919
2010-11	Tatyiana McMorris (MU)	15	42	45	.933
2009-10	Chelsea Marandola (PC)	16	52	57	.912
2008-09	Jill Stephens (UC)	16	47	54	.870
2007-08	Allie Quigley (DPU)	16	71	81	.877
2006-07	Chelsea Marandola (PC)	16	38	43	.884
2005-06	Kia Wright (STI)	16	56	62	.903
2004-05	Megan Duffy (ND)	16	57	64	.891
2003-04	Jessalyn Deveny (BC)	16	69	79	.873
2002-03	Mary Lisicky (GU)	16	45	51	.882
2001-02	Alicia Ratay (ND)	16	82	93	.882
2000-01	Julie McBride (SU)	16	46	53	.868
1999-00	Meghan Hinds (PC)	16	43	48	.896
1998-99	Sheila McMillen (ND)	18	45	48	.938
1997-98	Mandy Saunders (PC)	18	52	57	.912
1996-97	Shea Ralph (UConn)	18	78	94	.830
1995-96	Mandy Saunders (PC)	18	57	67	.851
1994-95	Michele Thornton (VU)	18	62	71	.873
1993-94	Mandy Saunders (PC)	18	100	115	.870
1992-93	Erin Kenneally (SU)	18	68	80	.850
1991-92	Angel Lewis (SU)	18	59	67	.881
1990-91	Kerry Bascom (UConn)	16	63	74	.851
1989-90	Kerry Bascom (UConn)	16	75	83	.904
1988-89	Shanya Evans (PC)	16	40	46	.870
1987-88	Debbie Hartnett (SHU)	16	41	47	.872
1986-87	Anne Marie Gothard (GU)	16	42	47	.894
1985-86	Jackie Smith (STI)	15	42	48	.875
1984-85	Mary Burke (PC)	16	77	88	.875
1983-84	Laurie St. Jean (PC)	8	20	21	.952
1982-83	Debbie Beckford (STI)	8	19	21	.905

ASSISTS

	G	AST	AVG	
2016-17	Aaliyah Lewis (STI)	18	128	7.1
2015-16	Jessica January (DPU)	18	99	5.5
2014-15	Ka-Deidre Simmons (SHU)	18	101	5.6
2013-14	Brittany Hynko (DPU)	18	101	5.6
2012-13	Nadirah McKeith (STI)	16	97	6.1
2011-12	Skyler Diggins (ND)	16	92	5.8
2010-11	Khadijah Rushdan (RU)	16	96	6.0
2009-10	Sarah Miles (WVU)	16	95	5.94
2008-09	Renee Montgomery (UConn)	16	82	5.13
2007-08	Patrika Barlow (UofL)	16	97	6.06
2006-07	Kia Wright (STI)	15	82	5.47
2005-06	Carolyn Kieger (MU)	15	97	6.47
2004-05	Yolanda Paige (WVU)	16	116	7.3
2003-04	Yolanda Paige (WVU)	16	131	8.2
2002-03	Julie McBride (SU)	16	99	6.2
2001-02	Yolanda Paige (WVU)	16	91	5.7
2000-01	Tasha Pointer (RU)	16	140	8.8
1999-00	Niele Ivey (ND)	16	105	6.6
1998-99	Tasha Pointer (RU)	18	134	7.4
1997-98	Gina Graziani (Miami)	18	140	7.8
1996-97	Gina Graziani (Miami)	18	143	7.9
1995-96	Raquel Nurse (SU)	18	103	5.7
1994-95	Carol Morton (Pitt)	18	106	5.9
1993-94	Carol Morton (Pitt)	18	117	6.5
1992-93	Kerry Curran (BC)	18	86	4.8
1991-92	Jeannie Hebert (UM)	18	141	7.8
1990-91	Shanya Evans (PC)	16	147	9.2
1989-90	Shanya Evans (PC)	15	145	9.7
1988-89	Sue Fritsch (BC)	16	135	8.4
1987-88	Ann Odoy (BC)	16	106	6.6
1986-87	Doris Sable (PC)	16	116	7.3
1985-86	Doris Sable (PC)	16	101	6.3
1984-85	Lynn Tighe (VU)	16	108	6.8
1983-84	Janet Roos (STI)	7	57	8.1
1982-83	Janet Roos (STI)	8	48	6.0
1982-83	Janet Roos (STI)	8	48	6.0



Villanova's Lynn Tighe was the first BIG EAST player to eclipse the century mark for assists in one season with her 108 dishes in 1984-85.



Dana Wynne led the BIG EAST in rebounding for three consecutive seasons and remains the league's all-time caroms record holder

Annual Team Stat Leaders

BIG EAST CONFERENCE GAMES

TEAM SCORING

	G	FG	3FG	FT	PTS	AVG	
2016-17	Marquette	18	544	131	221	1440	80.0
2015-16	DePaul	18	566	152	164	1448	80.4
2014-15	DePaul	18	595	199	180	1569	87.2
2013-14	DePaul	18	468	162	254	1510	83.9
2012-13	Connecticut	16	482	134	200	1298	81.1
2011-12	Notre Dame	16	440	68	284	1250	78.1
2010-11	Connecticut	16	438	96	224	1196	74.8
2009-10	Connecticut	16	483	92	240	1298	81.1
2008-09	Connecticut	16	453	125	264	1295	80.9
2007-08	Connecticut	16	494	127	320	1306	81.6
2006-07	Connecticut	16	476	77	223	1252	78.2
2005-06	Connecticut	16	435	105	191	1166	72.9
2004-05	Connecticut	16	284	87	198	1133	70.8
2003-04	Connecticut	16	441	116	210	1208	75.5
2002-03	Connecticut	16	421	94	263	1199	74.9
2001-02	Connecticut	16	516	99	259	1390	86.9
2000-01	Connecticut	16	510	121	219	1360	85.0
1999-00	Connecticut	16	510	85	237	1342	83.9
1998-99	Connecticut	18	592	97	359	1640	91.1
1997-98	Connecticut	18	558	74	333	1551	86.2
1996-97	Connecticut	18	565	54	316	1500	83.3
1995-96	Connecticut	18	562	70	292	1486	82.6
1994-95	Connecticut	18	601	92	311	1605	89.2
1993-94	Providence	18	483	121	356	1443	80.2
1992-93	Georgetown	18	532	66	291	1421	78.9
1991-92	Providence	18	542	89	371	1544	85.8
1990-91	Providence	16	555	93	324	1527	95.4
1989-90	Providence	16	483	85	305	1356	84.8
1988-89	Providence	16	458	74	336	1326	82.9
1987-88	Providence	16	453	54	285	1245	77.8
1986-87	Providence	16	488	0	306	1282	80.1
1985-86	Providence	16	517	0	338	1372	85.8
1984-85	Pittsburgh	16	456	0	223	1135	70.9
1983-84	Providence	8	231	0	114	604	75.5
1982-83	Pittsburgh	8	225	0	120	570	71.3

TEAM SCORING MARGIN

	G	PTS	OPP AVG	OPP PTS	AVG	MARG	
2016-17	DePaul	1419	1138	78.8	15.6		
2015-16	DePaul	18	1448	80.4	1125	62.5	17.9
2014-15	DePaul	18	1569	87.2	1250	69.4	17.7
2013-14	DePaul	18	1510	83.9	1254	69.7	14.2
2012-13	Connecticut	16	1298	81.1	819	51.2	29.9
2011-12	Connecticut	16	1212	75.8	781	48.8	26.9
2010-11	Connecticut	16	1196	74.8	815	50.9	23.8
2009-10	Connecticut	16	1298	81.1	764	47.8	33.4
2008-09	Connecticut	16	1295	80.9	839	52.4	28.5
2007-08	Connecticut	16	1306	81.6	878	54.9	26.8
2006-07	Connecticut	16	1252	78.2	854	53.4	24.9
2005-06	Connecticut	16	1166	72.9	890	55.6	17.2
2004-05	Connecticut	16	1133	70.8	775	48.4	22.4
2003-04	Connecticut	16	1208	75.5	861	53.8	21.7
2002-03	Connecticut	16	1199	74.9	864	54.0	20.9
2001-02	Connecticut	16	1390	86.9	765	47.8	39.1
2000-01	Connecticut	16	1360	85.0	794	49.6	35.4
1999-00	Connecticut	16	1342	83.9	770	48.1	35.8
1998-99	Connecticut	18	1640	91.1	1019	56.6	34.5
1997-98	Connecticut	18	1551	86.2	1033	57.4	28.8
1996-97	Connecticut	18	1500	83.3	985	54.7	28.6
1995-96	Connecticut	18	1486	82.6	1000	55.6	27.0
1994-95	Connecticut	18	1605	89.2	975	54.2	35.0
1993-94	Connecticut	18	1419	78.8	1058	58.8	20.1
1992-93	Connecticut	18	1248	69.3	1068	59.3	10.0
1991-92	Miami	18	1407	78.2	1096	60.9	17.3
1990-91	Connecticut	16	1235	77.2	953	59.6	17.6
1989-90	Connecticut	16	1160	72.5	953	59.6	12.9
1988-89	Connecticut	15	1040	69.3	896	59.7	9.6
1987-88	Syracuse	16	1126	70.4	1023	63.9	6.4
1986-87	Villanova	16	1208	75.5	936	58.5	17.0
1985-86	Providence	16	1372	85.8	1057	66.1	19.7
1984-85	Boston College	16	1025	64.1	901	56.3	7.8
1983-84	St. John's	8	597	74.6	515	64.3	10.3
1982-83	Providence	8	560	70.0	471	58.8	11.2

TEAM REBOUNDING

	G	REB	AVG	
2016-17	DePaul	18	799	44.4
2015-16	Georgetown	18	769	42.7
2014-15	Georgetown	18	772	42.9
2013-14	Marquette	18	782	43.4
2012-13	Connecticut	16	725	45.3
2011-12	Notre Dame	16	653	40.8
	West Virginia	16	653	40.8
2010-11	Syracuse	16	657	41.1
2009-10	Syracuse	16	683	42.7
2008-09	Connecticut	16	674	42.1
2007-08	Connecticut	16	711	44.4
2006-07	Louisville	16	702	43.9
2005-06	Pittsburgh	16	666	41.6
2004-05	Connecticut	16	649	40.6
2003-04	Connecticut	16	639	39.9
2002-03	Connecticut	16	686	42.9
2001-02	Connecticut	16	679	42.4
2000-01	Connecticut	16	718	44.9
1999-00	Notre Dame	16	680	42.5
1998-99	Connecticut	18	814	45.2
1997-98	Syracuse	18	781	43.4
1996-97	Connecticut	18	854	47.4
1995-96	Syracuse	18	800	44.4
1994-95	Connecticut	18	942	52.3
1993-94	Seton Hall	18	849	47.2
1992-93	Providence	18	849	47.2
1991-92	Georgetown	18	770	42.8
1990-91	Georgetown	16	715	44.7
1989-90	Providence	16	686	42.9
1988-89	Syracuse	15	629	41.9
1987-88	Providence	16	701	43.8
1986-87	Providence	16	663	41.4
1985-86	Syracuse	16	631	39.4
1984-85	Boston College	16	610	38.1
1983-84	Syracuse	8	358	44.8
1982-83	Syracuse	8	334	41.8

TEAM REBOUNDING MARGIN

	G	RBS	AVG	OPP RBS	OPP AVG	MARG	
2016-17	DePaul	18	799	44.4	621	34.5	9.9
2015-16	DePaul	18	712	39.6	606	33.7	5.9
2014-15	Creighton	18	712	39.6	628	34.9	4.7
2013-14	Marquette	18	782	43.4	547	30.4	13.1
2012-13	Connecticut	16	725	45.3	536	33.5	11.8
2011-12	Notre Dame	16	653	40.8	473	29.6	11.2
2010-11	Connecticut	16	644	40.2	466	29.1	11.1
2009-10	Connecticut	16	686	42.9	513	32.1	10.8
2008-09	Connecticut	16	674	42.1	549	34.3	7.8
2007-08	Connecticut	16	711	44.4	533	33.3	11.1
2006-07	Connecticut	16	682	42.6	547	34.2	8.4
2005-06	Pittsburgh	16	666	41.6	570	35.6	6.0
2004-05	Boston College	16	593	37.1	469	29.3	7.8
2003-04	Connecticut	16	639	39.9	465	29.1	10.9
2002-03	Connecticut	16	686	42.9	491	30.7	12.2
2001-02	Connecticut	16	679	42.4	448	28.0	14.4
2000-01	Connecticut	16	718	44.9	504	31.5	13.4
1999-00	Notre Dame	16	680	42.5	534	33.4	9.1
1998-99	Connecticut	18	814	45.2	532	29.6	15.7
1997-98	Connecticut	18	761	42.3	613	34.1	8.2
1996-97	Connecticut	18	854	47.4	609	33.8	13.6
1995-96	Syracuse	18	800	44.4	647	35.9	8.5
1994-95	Connecticut	18	942	52.3	702	39.0	13.3
1993-94	Seton Hall	18	849	47.2	647	35.9	11.2
1992-93	Connecticut	18	770	42.8	617	34.3	8.5
1991-92	Miami	18	736	40.9	606	33.7	7.2
1990-91	Connecticut	16	668	41.8	554	34.6	7.2
1989-90	Syracuse	16	636	39.8	516	32.3	7.5
1988-89	Syracuse	15	629	41.9	473	31.5	10.4
1987-88	Connecticut	16	587	36.7	504	31.5	5.2
1986-87	Providence	16	663	41.4	586	37.0	4.4
1985-86	Syracuse	16	631	39.4	528	33.0	6.4
1984-85	Boston College	16	610	38.1	484	30.3	7.8
1983-84	Seton Hall	8	338	42.3	271	33.9	8.4
1982-83	Syracuse	8	334	41.8	292	36.5	5.3

Annual Team Stat Leaders

BIG EAST CONFERENCE GAMES

TEAM FIELD GOAL PERCENTAGE

	G	FGM	FGA	PCT	
2016-17	Marquette	18	544	1178	.462
2015-16	DePaul	18	566	1205	.470
2014-15	St. John's	18	457	1045	.437
2013-14	DePaul	18	547	1191	.459
2012-13	Connecticut	16	482	1015	.475
2011-12	Connecticut	16	440	917	.480
	Notre Dame	16	449	936	.480
2010-11	Connecticut	16	438	864	.507
2009-10	Connecticut	16	483	942	.513
2008-09	Connecticut	16	453	954	.475
2007-08	Connecticut	16	494	1003	.493
2006-07	Connecticut	16	476	982	.485
2005-06	Connecticut	16	435	909	.479
2004-05	Boston College	16	381	811	.470
2003-04	Connecticut	16	441	901	.489
2002-03	Boston College	16	437	909	.481
2001-02	Connecticut	16	516	980	.527
2000-01	Connecticut	16	510	1031	.495
1999-00	Connecticut	16	510	940	.543
1998-99	Connecticut	18	592	1130	.524
1997-98	Connecticut	18	558	1099	.508
1996-97	Connecticut	18	565	1141	.495
1995-96	Connecticut	18	562	1106	.508
1994-95	Connecticut	18	601	1214	.495
1993-94	Connecticut	18	520	1043	.499
1992-93	Connecticut	18	456	985	.463
1991-92	Miami	18	558	1181	.472
1990-91	Connecticut	16	479	986	.486
1989-90	Boston College	16	420	877	.479
1988-89	Connecticut	15	388	826	.470
1987-88	Connecticut	16	411	833	.493
1986-87	Villanova	16	533	951	.560
1985-86	Villanova	16	466	923	.505
1984-85	Villanova	16	492	967	.509
1983-84	Providence	8	231	486	.475
1982-83	St. John's	8	102	221	.489

TEAM 3-PT FIELD GOAL PERCENTAGE

	G	3FG	3FGA	PCT	
2016-17	Providence	18	113	315	.359
2015-16	Creighton	18	135	382	.353
2014-15	DePaul	18	199	541	.368
2013-14	DePaul	18	162	421	.385
2012-13	Connecticut	16	134	377	.355
2011-12	Connecticut	16	117	315	.371
2010-11	Connecticut	16	96	242	.397
2009-10	St. John's	16	64	155	.413
2008-09	Connecticut	16	125	327	.382
2007-08	West Virginia	16	127	321	.396
2006-07	Rutgers	16	91	238	.382
2005-06	Rutgers	16	55	135	.407
2004-05	Boston College	16	62	157	.395
2003-04	Connecticut	16	116	302	.384
2002-03	Boston College	16	71	170	.418
2001-02	Connecticut	16	99	243	.407
2000-01	Notre Dame	16	64	161	.398
1999-00	Boston College	16	76	190	.400
1998-99	Notre Dame	18	113	281	.402
1997-98	Boston College	18	83	192	.432
1996-97	Notre Dame	18	83	229	.362
1995-96	Notre Dame	18	81	202	.401
1994-95	Connecticut	18	92	234	.393
1993-94	Seton Hall	18	44	98	.449
1992-93	Connecticut	18	107	281	.381
1991-92	Connecticut	18	94	220	.427
1990-91	Seton Hall	16	65	156	.417
1989-90	Connecticut	16	97	234	.415
1988-89	Connecticut	15	68	157	.433
1987-88	St. John's	16	24	58	.414

TEAM FREE THROW PERCENTAGE

	G	FTM	FTA	PCT	
2016-17	Villanova	18	167	222	.752
2015-16	Villanova	18	172	219	.785
2014-15	Creighton	18	193	248	.778
2013-14	Marquette	18	323	428	.755
2012-13	Notre Dame	16	280	353	.793
2011-12	Notre Dame	16	284	352	.807
2010-11	Villanova	16	104	131	.794
2009-10	Georgetown	16	221	289	.765
2008-09	Villanova	16	153	188	.814
2007-08	Notre Dame	16	320	411	.779
2006-07	DePaul	16	166	215	.772

2005-06	Connecticut	16	191	255	.749
2004-05	Boston College	16	208	273	.762
2003-04	Boston College	16	262	342	.766
2002-03	Villanova	16	147	190	.774
2001-02	Connecticut	16	259	351	.738
2000-01	Villanova	16	183	237	.772
1999-00	Boston College	16	207	273	.758
1998-99	Georgetown	18	228	301	.757
1997-98	Boston College	18	293	383	.765
1996-97	St. John's	18	172	232	.741
1995-96	Villanova	18	214	306	.699
1994-95	Providence	18	313	443	.707
1993-94	Connecticut	18	306	423	.723
1992-93	Boston College	18	283	391	.724
1991-92	Syracuse	18	196	253	.775
1990-91	Connecticut	16	210	279	.753
1989-90	Villanova	16	143	186	.769
1988-89	Providence	16	336	434	.774
1987-88	Villanova	16	222	300	.740
1986-87	Seton Hall	16	199	253	.787
1985-86	Providence	16	338	478	.707
1984-85	St. John's	16	232	310	.748
1983-84	St. John's	8	123	166	.741
1982-83	Georgetown	8	84	114	.737

TEAM ASSISTS

	G	AST	AVG	
2016-17	DePaul	18	325	18.1
2015-16	DePaul	18	369	20.5
2014-15	DePaul	18	362	20.1
2013-14	DePaul	18	347	19.3
2012-13	Connecticut	16	333	20.8
2011-12	Connecticut	16	301	18.8
2010-11	Connecticut	16	297	18.6
2009-10	Connecticut	16	310	19.38
2008-09	Connecticut	16	284	17.75
2007-08	Connecticut	16	329	20.56
2006-07	Connecticut	16	269	16.81
2005-06	DePaul	16	297	18.56
2004-05	Boston College	16	294	18.38
2003-04	Connecticut	16	307	19.2
2002-03	Boston College	16	303	18.9
2001-02	Connecticut	16	338	21.1
2000-01	Connecticut	16	353	22.1
1999-00	Connecticut	16	341	21.3
1998-99	Connecticut	18	345	19.2
1997-98	Connecticut	18	372	20.7
1996-97	Notre Dame	18	351	19.5
1995-96	Connecticut	18	319	17.7
1994-95	Connecticut	18	398	22.1
1993-94	Connecticut	18	349	19.4
1992-93	Villanova	18	270	15.0
1991-92	Miami	18	310	17.2
1990-91	St. John's	16	296	18.5
1989-90	Connecticut	16	249	18.3
1988-89	Boston College	16	298	18.6
1987-88	Villanova	16	297	18.6
1986-87	Villanova	16	413	25.8
1985-86	Villanova	16	338	21.1
1984-85	Villanova	16	355	22.2
1983-84	St. John's	8	159	19.9
1982-83	St. John's	8	139	17.4

TEAM FIELD GOAL PERCENTAGE DEFENSE

	G	OPP FG%	
2016-17	Creighton	18	.371
2015-16	Georgetown	18	.377
2014-15	Seton Hall	18	.375
2013-14	St. John's	18	.387
2012-13	Connecticut	16	.315
2011-12	Connecticut	16	.312
2010-11	Connecticut	16	.325
2009-10	Connecticut	16	.301
2008-09	Connecticut	16	.324
2007-08	Connecticut	16	.334
2006-07	Connecticut	16	.337
2005-06	Rutgers	16	.354
2004-05	Connecticut	16	.325
2003-04	Connecticut	16	.360
2002-03	Connecticut	16	.340
2001-02	Connecticut	16	.328
2000-01	Connecticut	16	.317
1999-00	Connecticut	16	.312
1998-99	Rutgers	18	.352
1997-98	Connecticut	18	.348

1996-97	Connecticut	18	.332
1995-96	Connecticut	18	.339
1994-95	Connecticut	18	.304
1993-94	Connecticut	18	.336
1992-93	Connecticut	18	.370
1991-92	Connecticut	18	.398
1990-91	Connecticut	16	.369
1989-90	Connecticut	16	.374
1988-89	Villanova	16	.376
1987-88	Villanova	16	.399
1986-87	Villanova	16	.402
1985-86	Villanova	16	.411
1984-85	Boston College	16	.408
1983-84	Villanova	8	.402
1982-83	Villanova	8	.402

TEAM SCORING DEFENSE

	G	OPP PPG	
2016-17	Creighton	18	56.9
2015-16	Villanova	18	57.2
2014-15	Villanova	18	56.6
2013-14	Villanova	18	59.0
2012-13	Connecticut	16	51.2
2011-12	Connecticut	16	48.8
2010-11	Connecticut	16	50.9
2009-10	Connecticut	16	47.8
2008-09	Connecticut	16	52.4
2007-08	Rutgers	16	53.5
2006-07	Rutgers	16	50.2
2005-06	Rutgers	16	49.8
2004-05	Rutgers	16	48.4
2003-04	Villanova	16	52.0
2002-03	Villanova	16	52.9
2001-02	Connecticut	16	47.8
2000-01	Connecticut	16	49.6
1999-00	Connecticut	16	48.1
1998-99	Rutgers	18	53.7
1997-98	Villanova	18	56.8
1996-97	Connecticut	18	54.7
1995-96	Connecticut	18	55.6
1994-95	Connecticut	18	54.2
1993-94	Seton Hall	18	58.2
1992-93	Connecticut	18	59.3
1991-92	Miami	18	60.9
1990-91	Connecticut	16	59.6
1989-90	Connecticut	16	59.6
1988-89	Villanova	16	58.1
1987-88	Boston College	16	61.2
1986-87	Villanova	16	58.5
1985-86	Villanova	16	59.4
1984-85	Boston College	16	56.3
1983-84	Boston College	8	63.8
1982-83	Providence	8	58.8

TEAM 3-PT FIELD GOAL PERCENTAGE DEFENSE

	G	OPP 3-PT FG%	
2016-17	St. John's	18	.275
2015-16	DePaul	18	.272
2014-15	Xavier	18	.299
2013-14	St. John's	18	.278
2012-13	Connecticut	16	.249
2011-12	Notre Dame	16	.244
2010-11	Providence	16	.275
2009-10	Connecticut	16	.235
2008-09	Villanova	16	.262
2007-08	Connecticut	16	.293
2006-07	Connecticut	16	.242
2005-06	Connecticut	16	.266
2004-05	Connecticut	16	.281
2003-04	Notre Dame	16	.230
2002-03	Villanova	16	.255
2001-02	Boston College	16	.272
2000-01	Villanova	16	.245
1999-00	Villanova	16	.264
1998-99	Rutgers	18	.250
1997-98	Villanova	18	.260
1996-97	Notre Dame	18	.272
1995-96	Notre Dame	18	.401
1994-95	Pittsburgh	17	.215
1993-94	Seton Hall	18	.273
1992-93	Villanova	18	.260
1991-92	Pittsburgh	18	.288
1990-91	Pittsburgh	16	.296
1989-90	Connecticut	16	.261
1988-89	Villanova	16	.268
1987-88	Georgetown	16	.306

Honor Roll

The Players

Associated Press National Player of the Year

2010-11 Maya Moore, Connecticut
 2009-10 Tina Charles, Connecticut
 2008-09 Maya Moore, Connecticut
 2002-03 Diana Taurasi, Connecticut
 2001-02 Sue Bird, Connecticut
 2000-01 Ruth Riley, Notre Dame
 1996-97 Kara Wolters, Connecticut
 1995-96 Jennifer Rizzotti, Connecticut
 1994-95 Rebecca Lobo, Connecticut

WBCA National Player of the Year (Margaret Wade Trophy)

2010-11 Maya Moore, Connecticut
 2009-10 Maya Moore, Connecticut
 2008-09 Maya Moore, Connecticut
 2002-03 Diana Taurasi, Connecticut
 2001-02 Sue Bird, Connecticut
 1995-96 Jennifer Rizzotti, Connecticut
 1994-95 Rebecca Lobo, Connecticut
 1986-87 Shelly Pennefather, Villanova

USBWA National Player of the Year

2010-11 Maya Moore, Connecticut
 2009-10 Tina Charles, Connecticut
 2008-09 Maya Moore, Connecticut
 2002-03 Diana Taurasi, Connecticut
 2001-02 Sue Bird, Connecticut
 2000-01 Ruth Riley, Notre Dame
 1994-95 Rebecca Lobo, Connecticut

Naismith National Player of the Year

2010-11 Maya Moore, Connecticut
 2009-10 Tina Charles, Connecticut
 2008-09 Maya Moore, Connecticut
 2003-04 Diana Taurasi, Connecticut
 2002-03 Diana Taurasi, Connecticut
 2001-02 Sue Bird, Connecticut
 2000-01 Ruth Riley, Notre Dame
 1994-95 Rebecca Lobo, Connecticut

Francis Pomeroy Naismith Award

2008-09 Renee Montgomery, Connecticut
 2005-06 Megan Duffy, Notre Dame
 2000-01 Niele Ivey, Notre Dame
 1995-96 Jennifer Rizzotti, Connecticut
 1990-91 Shanya Evans, Providence

Nancy Lieberman Award

2012-13 Skylar Diggins, Notre Dame
 2011-12 Skylar Diggins, Notre Dame
 2008-09 Renee Montgomery, Connecticut
 2003-04 Diana Taurasi, Connecticut
 2002-03 Diana Taurasi, Connecticut
 2001-02 Sue Bird, Connecticut
 2000-01 Sue Bird, Connecticut
 1999-00 Sue Bird, Connecticut

John R. Wooden Award

2010-11 Maya Moore, Connecticut
 2009-10 Tina Charles, Connecticut
 2008-09 Maya Moore, Connecticut

Sports Illustrated Player of the Year

2000-01 Ruth Riley, Notre Dame
 1991-92 Frances Savage, Miami

Sports Illustrated Newcomer of the Year

1998-99 Tamika Williams, Connecticut

Sporting News National Freshman of the Year

1998-99 Tamika Williams, Connecticut
 1996-97 Shea Ralph, Connecticut

USBWA National Freshman of the Year

2012-13 Jewell Loyd, Notre Dame
 2007-08 Maya Moore, Connecticut
 2006-07 Tina Charles, Connecticut
 2001-02 Jacqueline Batteast, Notre Dame
 1996-97 Shea Ralph, Connecticut

Honda Award, Women's Basketball

2010-11 Maya Moore, Connecticut
 2009-10 Maya Moore, Connecticut
 2003-04 Diana Taurasi, Connecticut
 2002-03 Diana Taurasi, Connecticut
 2001-02 Sue Bird, Connecticut
 1999-00 Shea Ralph, Connecticut
 1995-96 Jennifer Rizzotti, Connecticut
 1994-95 Rebecca Lobo, Connecticut

Rhodes Scholar

2013 Jessica Wamala, Villanova
 1992 Julie Mikuta, Georgetown

CoSida Academic All-America National Team Member of the Year

2000-01 Ruth Riley, Notre Dame
 Rebecca Lobo, Connecticut

CoSida Academic All-America Women's Basketball Team Member of the Year

2010-11 Maya Moore, Connecticut
 2009-10 Maya Moore, Connecticut
 2000-01 Ruth Riley, Notre Dame
 1995-96 Jennifer Rizzotti, Connecticut (shared)
 1994-95 Rebecca Lobo, Connecticut

USBWA Scholar-Athlete of the Year

1999-00 Ruth Riley, Notre Dame
 1994-95 Rebecca Lobo, Connecticut
 1993-94 Rebecca Lobo, Connecticut

NCAA Post-Graduate Scholarship

2000-01 Ruth Riley, Notre Dame
 1999-00 Cal Bouchard, Boston College
 1995-96 Jennifer Rizzotti, Connecticut
 1994-95 Dawn Johnson, Seton Hall
 Rebecca Lobo, Connecticut
 1991-92 Wendy Davis, Connecticut
 Tonya Alleyne, Seton Hall
 Leigh Curl, Connecticut

NCAA Today's Top VIII Award

2002 Ruth Riley, Notre Dame
 1996 Rebecca Lobo, Connecticut

WBCA All-America First Team

2012-13 Skylar Diggins, Notre Dame
 Stefanie Dolson, Connecticut
 Kayla McBride, Notre Dame
 Kaleena Mosqueda-Lewis, Connecticut

2011-12 Skylar Diggins, Notre Dame
 Bria Hartley, Connecticut

2010-11 Maya Moore, Connecticut
 Skylar Diggins, Notre Dame

2009-10 Tina Charles, Connecticut
 Maya Moore, Connecticut

2008-09 Tina Charles, Connecticut
 Angel McCoughtry, Louisville
 Maya Moore, Connecticut
 Renee Montgomery, Connecticut

2007-08 Maya Moore, Connecticut
 Renee Montgomery, Connecticut
 Angel McCoughtry, Louisville

2006-07 Angel McCoughtry, Louisville
 2005-06 Cappie Pondexter, Rutgers

2004-05 Jacqueline Batteast, Notre Dame
 2003-04 Diana Taurasi, Connecticut

2002-03 Diana Taurasi, Connecticut
 Sue Bird, Connecticut

2000-01 Svetlana Abrosimova, Connecticut
 Ruth Riley, Notre Dame

1999-00 Svetlana Abrosimova, Connecticut
 Shea Ralph, Connecticut

1998-99 Svetlana Abrosimova, Connecticut
 1997-98 Nykesha Sales, Connecticut

1996-97 Nykesha Sales, Connecticut
 Kara Wolters, Connecticut

1995-96 Jennifer Rizzotti, Connecticut
 1994-95 Rebecca Lobo, Connecticut

Jennifer Rizzotti, Connecticut
 1993-94 Rebecca Lobo, Connecticut

Frances Savage, Miami
 1990-91 Kerry Bascom, Connecticut

1986-87 Shelly Pennefather, Villanova



Honor Roll

WBCA All-America Honorable Mention

- 2016-17 Allazia Blockton, Marquette
Brooke Schulte, DePaul
Jessica January, DePaul
- 2015-16 Chanise Jenkins, DePaul
Danaejah Grant, St. John's
- 2014-15 Aliyyah Handford, St. John's
Brittany Hrynko, DePaul
Daisha Simmons, Seton Hall
Ka-Deidre Simmons, Seton Hall
- 2013-14 Aliyyah Handford, St. John's
Brittany Hrynko, DePaul
Marissa Janning, Creighton
Jasmine Penny, DePaul
Katherine Plouffe, Marquette
- 2012-13 Natalie Achonwa, Notre Dame
Anna Martin, DePaul
Nadirah McKenith, St. John's
Sugar Rodgers, Georgetown
Shoni Schimmel, Louisville
Shennika Smith, St. John's
- 2011-12 Sugar Rodgers, Georgetown
Tiffany Hayes, Connecticut
Anna Martin, DePaul
Nadirah McKenith, St. John's
Natalie Novosel, Notre Dame
Devereaux Peters, Notre Dame
Shoni Schimmel, Louisville
Shenneika Smith, St. John's
- 2010-11 Sugar Rodgers, Georgetown
Keisha Hampton, DePaul
Tiffany Hayes, Connecticut
Natalie Novosel, Notre Dame
Devereaux Peters, Notre Dame
Sam Quigley, DePaul
Liz Repella, West Virginia
Angel Robinson, Marquette
- 2009-10 Kalana Green, Connecticut
Skylar Diggins, Notre Dame
Lindsay Schrader, Notre Dame
Da'Shena Stevens, St. John's
- 2008-09 Deirdre Naughton, DePaul
Epiphanny Prince, Rutgers
Kia Vaughn, Rutgers
Natasha Williams, DePaul
Shavonte Zellous, Pittsburgh
- 2007-08 Tina Charles, Connecticut
Epiphanny Prince, Rutgers
Matee Ajavon, Rutgers
Essence Carson, Rutgers
Olayinka Sanni, West Virginia
Mercedes Walker, Pittsburgh
- 2005-06 Megan Duffy, Notre Dame
Ann Strother, Connecticut
Barbara Turner, Connecticut
Khara Smith, DePaul
- 2003-04 Jacqueline Batteast, Notre Dame
Rebekkah Brunson, Georgetown
Amber Jacobs, Boston College
Cappie Pondexter, Rutgers
- 2002-03 Becky Gottstein, Boston College
Tamara James, Miami
Trish Juhline, Villanova
Cappie Pondexter, Rutgers
Jacqueline Batteast, Notre Dame
Brianna Stepherson, Boston College

- 2000-01 Sue Bird, Connecticut
Shea Ralph, Connecticut
Tasha Pointer, Rutgers
- 1999-00 Cal Bouchard, Boston College
Ruth Riley, Notre Dame
Tasha Pointer, Rutgers
Shawnetta Stewart, Rutgers
- 1998-99 Ruth Riley, Notre Dame
- 1997-98 Octavia Blue, Miami
- 1996-97 Katryna Gaither, Notre Dame
Nadine Malcolm, Providence
Beth Morgan, Notre Dame
Dana Wynne, Seton Hall
- 1995-96 Kara Wolters, Connecticut
Nykesha Sales, Connecticut
Nadine Malcolm, Providence
Katryna Gaither, Notre Dame
Beth Morgan, Notre Dame
Dana Wynne, Seton Hall
- 1994-95 Dana Wynne, Seton Hall
Kara Wolters, Connecticut
- 1993-94 Kerry Curran, Boston College
Stefanie Goettsche, Providence
Jodi Brooks, Seton Hall
Jonna Huernrich, Pittsburgh
- 1992-93 Sarah Behn, Boston College
Rebecca Lobo, Connecticut
Vicki Plowden, Miami
- 1991-92 Sarah Behn, Boston College
Wendy Davis, Connecticut
Lucie Fontanella, Providence
Tracy Lis, Providence
Rebecca Lobo, Connecticut
Frances Savage, Miami

Kodak All-District (District)

- 1990-91 Cozette Ballentine, St. John's (2)
Kerry Bascom, Connecticut (1)
Sarah Behn, Boston College (1)
Lorri Johnson, Pittsburgh (2)
Tracy Lis, Providence (1)
Laura Lishness, Connecticut (1)
- 1989-90 Kerry Bascom, Connecticut (1)
Sarah Behn, Boston College (1)
Andrea Mangum, Providence (1)
Dottie VanGheem, Providence (1)
- 1988-89 Kerry Bascom, Connecticut (1)
Andrea Mangum, Providence (1)
Geraldine Santilius, Seton Hall (2)
- 1987-88 Sue Ludwig, Syracuse (1)
Renee Najarian, Connecticut (1)
Ann Odoy, Boston College (1)
- 1986-87 Mary Burke, Providence (1)
Felisha Legette, Syracuse (1)
Shelly Pennefather, Villanova (2)
Doris Sable, Providence (1)
- 1985-86 Britt King, Providence (1)
Shelly Pennefather, Villanova (2)
Peggy Walsh, Connecticut (1)
- 1984-85 Jennifer Bruce, Pittsburgh (2)
Nancy Bernhardt, Villanova (2)
Kathy Finn, Providence (1)
Kathy Finn, Providence (1)
Kerry Phayre, Providence (1)

Associated Press All-America Team

- 2016-17 Brooke Schulte, DePaul (Honorable Mention)
- 2015-16 Chanise Jenkins, DePaul (Honorable Mention)
- 2014-15 Brittany Hrynko, DePaul (Honorable Mention)
Ka-Deidre Simmons, Seton Hall (Honorable Mention)
- 2013-14 Britatny Hrynko, DePaul (Honorable Mention)
- 2012-13 Skylar Diggins, Notre Dame (First Team)
Kaleena Mosqueda-Lewis, Connecticut (Second Team)
Stefanie Dolson, Connecticut (Third Team)
Kayla McBride, Notre Dame (Third Team)
Natalie Achonwa, Notre Dame (Honorable Mention)
Kayla Alexander, Syracuse (Honorable Mention)
Kelly Faris, Connecticut (Honorable Mention)
Sugar Rodgers, Georgetown (Honorable Mention)
Andrea Smith, USF (Honorable Mention)
- 2011-12 Skylar Diggins, Notre Dame (First Team)
Tiffany Hayes, Connecticut (Third Team)
- 2010-11 Maya Moore, Connecticut (First Team)
Tiffany Hayes, Connecticut (Honorable Mention)
Keisha Hampton, DePaul (Honorable Mention)
Deirdre Naughton, DePaul (Honorable Mention)
Sugar Rodgers, Georgetown (Honorable Mention)
Skylar Diggins, Notre Dame (Third Team)
- 2009-10 Tina Charles, Connecticut (First Team)
Maya Moore, Connecticut (First Team)
Kalana Green, Connecticut (Honorable Mention)
Sugar Rodgers, Georgetown (Honorable Mention)
Skylar Diggins, Notre Dame (Honorable Mention)
Lindsay Schrader, Notre Dame (Honorable Mention)
Da'Shena Stevens, St. John's (Honorable Mention)
Nicole Michael, Syracuse (Honorable Mention)
- 2008-09 Angel McCoughtry, Louisville (First Team)
Maya Moore, Connecticut (First Team)
Renee Montgomery, Connecticut (First Team)
Tina Charles, Connecticut (Second Team)
Epiphanny Prince, Rutgers (Third Team)
Shavonte Zellous, Pittsburgh (Third Team)
Laura Kurz, Villanova (Honorable Mention)
Deirdre Naughton, DePaul (Honorable Mention)
- 2007-08 Maya Moore, Connecticut (First Team)
Angel McCoughtry, Louisville (Second Team)
Renee Montgomery, Connecticut (Third Team)
Tina Charles, Connecticut (Third Team)
Epiphanny Prince, Rutgers (Third Team)
Charde Houston, Connecticut (Honorable Mention)
Charel Allen, Notre Dame (Honorable Mention)
Matee Ajavon, Rutgers (Honorable Mention)
Essence Carson, Rutgers (Honorable Mention)
Allie Quigley, DePaul (Honorable Mention)
Olayinka Sanni, West Virginia (Honorable Mention)
Mercedes Walker, Pittsburgh (Honorable Mention)
- 2006-07 Angel McCoughtry, Louisville (Second Team)
Matee Ajavon, Rutgers (Honorable Mention)
Tina Charles, Connecticut (Honorable Mention)
Krystal Ellis, Marquette (Honorable Mention)
Charde Houston, Connecticut (Honorable Mention)
Mercedes Walker, Connecticut (Honorable Mention)
- 2005-06 Cappie Pondexter, Rutgers (First Team)
Khara Smith, DePaul (Third Team)
- 2004-05 Jacqueline Batteast, Notre Dame (Third Team)
Jessalyn Deveny, Boston College (Honorable Mention)
Megan Duffy, Notre Dame (Honorable Mention)
Yolanda Paige, West Virginia (Honorable Mention)
Cappie Pondexter, Rutgers (Honorable Mention)
Ann Strother, Connecticut (Honorable Mention)
Barbara Turner, Connecticut (Honorable Mention)
- 2003-04 Diana Taurasi, Connecticut (First Team)
Cappie Pondexter, Rutgers (Third Team)

Honor Roll

- Jacqueline Batteast, Notre Dame (Honorable Mention)
 Rebekkah Brunson, Georgetown (Honorable Mention)
 Amber Jacobs, Boston College (Honorable Mention)
 2002-03 Diana Taurasi, Connecticut (First Team)
 Tamara James, Miami (Honorable Mention)
 Trish Juhline, Villanova (Honorable Mention)
 Cappie Pondexter, Rutgers (Honorable Mention)
 Sue Bird, Connecticut (First Team)
 Swin Cash, Connecticut (First Team)
 Asjha Jones, Connecticut (Third Team)
 Alicia Ratay, Notre Dame (Honorable Mention)
 Tamika Williams, Connecticut (Honorable Mention)
 2000-01 Ruth Riley, Notre Dame (First Team)
 Svetlana Abrosimova, Connecticut (Second Team)
 Sue Bird, Connecticut (Third Team)
 Niele Ivey, Notre Dame (Third Team)
 Swin Cash, Connecticut (Honorable Mention)
 Tasha Pointer, Rutgers (Honorable Mention)
 Shea Ralph, Connecticut (Honorable Mention)
 1999-00 Svetlana Abrosimova, Connecticut (First Team)
 Shea Ralph, Connecticut (First Team)
 Ruth Riley, Notre Dame (First Team)
 Sue Bird, Connecticut (Honorable Mention)
 Tasha Pointer, Rutgers (Honorable Mention)
 Alicia Ratay, Notre Dame (Honorable Mention)
 Shawnetta Stewart, Rutgers (Honorable Mention)
 1998-99 Svetlana Abrosimova, Connecticut (Second Team)
 Ruth Riley, Notre Dame (Third Team)
 Shea Ralph, Connecticut (Honorable Mention)
 1997-98 Nykesha Sales, Connecticut (First Team)
 Svetlana Abrosimova, Connecticut (Honorable Mention)
 1996-97 Kara Wolters, Connecticut (First Team)
 Nykesha Sales, Connecticut (First Team)
 Katryna Gaither, Notre Dame (Honorable Mention)
 Nadine Malcolm, Providence (Honorable Mention)
 Beth Morgan, Notre Dame (Honorable Mention)
 Dana Wynne, Seton Hall (Honorable Mention)
 1995-96 Jennifer Rizzotti, Connecticut (First Team)
 Kara Wolters, Connecticut (First Team)
 Katryna Gaither, Notre Dame (Honorable Mention)
 Beth Morgan, Notre Dame (Honorable Mention)
 Nykesha Sales, Connecticut (Honorable Mention)
 Nadine Malcolm, Providence (Honorable Mention)
 1994-95 Rebecca Lobo, Connecticut (First Team)
 Jennifer Rizzotti, Connecticut (Second Team)
 Kara Wolters, Connecticut (Third Team)

USBWA All-America Team

- 2012-13 Skylar Diggins, Notre Dame
 Stefanie Dolson, Connecticut
 Kaleena Mosqueda-Lewis, Connecticut
 2011-12 Skylar Diggins, Notre Dame
 2010-11 Maya Moore, Connecticut
 2009-10 Tina Charles, Connecticut
 Maya Moore, Connecticut
 2008-09 Angel McCoughtry, Louisville
 Maya Moore, Connecticut
 Renee Montgomery, Connecticut
 2007-08 Maya Moore, Connecticut
 Angel McCoughtry, Louisville
 2005-06 Cappie Pondexter, Rutgers
 2003-04 Diana Taurasi, Connecticut
 2002-03 Diana Taurasi, Connecticut
 Sue Bird, Connecticut
 Swin Cash, Connecticut

- 2000-01 Svetlana Abrosimova, Connecticut
 Ruth Riley, Notre Dame
 1999-00 Svetlana Abrosimova, Connecticut
 Shea Ralph, Connecticut
 Ruth Riley, Notre Dame
 1998-99 Svetlana Abrosimova, Connecticut
 1997-98 Nykesha Sales, Connecticut
 1996-97 Jennifer Rizzotti, Connecticut
 Nykesha Sales, Connecticut
 Kara Wolters, Connecticut

John R. Wooden Award All-America Team

- 2012-13 Skylar Diggins, Notre Dame
 2011-12 Skylar Diggins, Notre Dame
 2010-11 Maya Moore, Connecticut
 2009-10 Tina Charles, Connecticut
 Maya Moore, Connecticut
 2008-09 Angel McCoughtry, Louisville
 Maya Moore, Connecticut
 Renee Montgomery, Connecticut
 Cappie Pondexter, Rutgers
 2003-04 Diana Taurasi, Connecticut

CoSIDA Academic All-America Team

- 2016-17 Jessica January, DePaul (First Team)
 2015-16 Megan Podkova, DePaul (Second Team)
 Jessica January, DePaul (Third Team)
 2010-11 Maya Moore, Connecticut (First Team)
 Liz Repella, West Virginia (First Team)
 2009-10 Maya Moore, Connecticut (First Team)
 Liz Repella, West Virginia (Second Team)
 2008-09 Maya Moore, Connecticut (First Team)
 2007-08 Allie Quigley, DePaul (Third Team)
 2005-06 Megan Duffy, Notre Dame (First Team)
 Ann Strother, Connecticut (Third Team)
 2000-01 Ruth Riley, Notre Dame (First Team)
 1999-00 Ruth Riley, Notre Dame (First Team)
 1995-96 Jennifer Rizzotti, Connecticut (First Team)
 1994-95 Rebecca Lobo, Connecticut (First Team)
 Jennifer Rizzotti, Connecticut (Second Team)
 1993-94 Rebecca Lobo, Connecticut (First Team)
 1992-93 Erin Kenneally, Syracuse (First Team)
 1991-92 Wendy Davis, Connecticut (Second Team)
 Erin Kenneally, Syracuse (Second Team)
 1989-90 Dottie VanGheem, Providence
 1984-85 Leigh Curl, Connecticut (First Team)
 1983-84 Leigh Curl, Connecticut (First Team)
 1982-83 Kathy Finn, Providence

The Coaches

The John R. Wooden Legends of Coaching Award

- 2012 Geno Auriemma, Connecticut

Associated Press National Coach of the Year

- 2012-13 Muffet McGraw, Notre Dame
 2010-11 Geno Auriemma, Connecticut
 2008-09 Geno Auriemma, Connecticut
 2007-08 Geno Auriemma, Connecticut
 2002-03 Geno Auriemma, Connecticut
 2000-01 Muffet McGraw, Notre Dame
 1999-00 Geno Auriemma, Connecticut
 1996-97 Geno Auriemma, Connecticut
 1994-95 Geno Auriemma, Connecticut

Black Coaches Association National Coach of the Year

- 2009-10 Terri Williams-Flournoy
 2001-02 Marianna Freeman, Syracuse
 1997-98 C. Vivian Stringer, Rutgers

Naismith National Coach of the Year

- 2012-13 Muffet McGraw, Notre Dame
 2008-09 Geno Auriemma, Connecticut
 2007-08 Geno Auriemma, Connecticut
 2001-02 Geno Auriemma, Connecticut
 2000-01 Muffet McGraw, Notre Dame
 1999-00 Geno Auriemma, Connecticut
 1996-97 Geno Auriemma, Connecticut
 1994-95 Geno Auriemma, Connecticut

USBWA National Coach of the Year

- 2012-13 Muffet McGraw, Notre Dame
 2008-09 Geno Auriemma, Connecticut
 2007-08 Geno Auriemma, Connecticut
 2002-03 Geno Auriemma, Connecticut
 2000-01 Muffet McGraw, Notre Dame
 1996-97 Geno Auriemma, Connecticut
 1994-95 Geno Auriemma, Connecticut

WBCA National Coach of the Year

- 2012-13 Muffet McGraw, Notre Dame
 2008-09 Geno Auriemma, Connecticut
 2007-08 Geno Auriemma, Connecticut
 2001-02 Geno Auriemma, Connecticut
 2000-01 Muffet McGraw, Notre Dame
 1999-00 Geno Auriemma, Connecticut
 1996-97 Geno Auriemma, Connecticut
 1991-92 Ferne Labati, Miami

WBCA (District) Coach of the Year

- 2015-16 Doug Bruno, DePaul (4)
 2011-12 Muffet McGraw, Notre Dame (1)
 2010-11 Geno Auriemma, Connecticut (1)
 2009-10 Geno Auriemma, Connecticut (1)
 2008-09 Geno Auriemma, Connecticut (1)
 2006-07 Geno Auriemma, Connecticut (1)
 2005-06 C. Vivian Stringer, Rutgers (1)
 2003-04 Ferne Labati, Miami (1)
 2001-02 Geno Auriemma, Connecticut (1)
 2000-01 Muffet McGraw, Notre Dame (2)
 1999-00 Geno Auriemma, Connecticut (1)
 1997-98 C. Vivian Stringer, Rutgers (1)
 1996-97 Geno Auriemma, Connecticut (1)
 1995-96 Geno Auriemma, Connecticut (1)
 Muffet McGraw, Notre Dame (2)
 1994-95 Geno Auriemma, Connecticut (1)
 1993-94 Phyllis Mangina, Seton Hall (2)
 Geno Auriemma, Connecticut (1)
 1985-86 Bob Foley, Providence (1)

WBCA Carol Eckman Award

- 2008-09 Muffet McGraw, Notre Dame
 2007-08 Doug Bruno, DePaul

WBCA/Maggie Dixon Rookie Coach of the Year

- Jeff Walz, Louisville

Naismith Memorial Basketball Hall of Fame

- C. Vivian Stringer, Rutgers – Class of 2009
 Geno Auriemma, Connecticut – Class of 2006

Women's Basketball Hall of Fame

- Muffet McGraw, Notre Dame – Class of 2011
 Geno Auriemma, Connecticut – Class of 2006
 C. Vivian Stringer, Rutgers – Class of 2001

U.S. National Team Head Coach

- Geno Auriemma, Connecticut – 2009-2012

Weekly Honors

AWARD WINNERS - ALL-TIME PLAYERS OF THE WEEK

Player of the Week - Single Season Record

Player, School	# of Awards	Year
Maya Moore, Connecticut	8	2010-11
Nykesha Sales, Connecticut	7	1997-98
Angel McCoughtry, Louisville	7	2008-09
Rebecca Lobo, Connecticut	6	1993-94
Rebekkah Brunson, Georgetown	6	2003-04
Tina Charles, Connecticut	6	2009-10
Diana Taurasi, Connecticut	5	2002-03
Frances Savage, Miami	5	1991-92
Brittany Hrynko	5	2016-17

Player of the Week - Career Record

Player, School	# of Awards	Year
Rebecca Lobo, Connecticut	12	1992-93; 1993-94; 1994-95
Angel McCoughtry, Louisville	12	2006-07; 2007-08; 2008-09
Maya Moore, Connecticut	12	2007-08; 2008-09; 2009-10; 2010-11
Shelly Pennefather, Villanova	11	1984-85; 1985-86; 1986-87
Diana Taurasi, Connecticut	10	2001-02; 2002-03; 2003-04
Nykesha Sales, Connecticut	9	1995-96; 1996-97; 1997-98
Ruth Riley, Notre Dame	9	1998-99; 1999-00; 2000-01
Tabatha Richardson-Smith, Seton Hall	8	2012-16
Cappie Pondexter, Rutgers	8	2003-04; 2004-05; 2005-06
Kerry Bascom, Connecticut	8	1988-89; 1989-90; 1990-91
Holly Porter, Boston College	8	1994-95; 1995-96; 1996-97
Rebekkah Brunson, Georgetown	8	2002-03; 2003-04

Freshmen of the Week - Single Season Record

Player, School	# of Awards	Year
Maya Moore, Connecticut	10	2007-08
Natalie Butler, Georgetown	10	2013-14
Kaleena Mosqueda-Lewis, Connecticut	8	2011-12
Allazia Blockton, Marquette	7	2015-16
Rebecca Lobo, Connecticut	7	1991-92
Tina Charles, Connecticut	6	2006-07
Svetlana Abrosimova, Connecticut	6	1997-98
Becky Gottstein, Boston College	6	1998-99
Alicia Ratay, Notre Dame	6	1999-00
Rebekkah Brunson, Georgetown	6	2000-01
Jacqueline Batteast, Notre Dame	6	2001-02
Meg Bulger, West Virginia	6	2003-04
Bria Hartley, Connecticut	6	2010-11
Sydney Lamberty, Creighton	6	2014-15

All-Time Players Of the Week

2016-17

Nov. 14 Jessica January, DePaul
 Nov. 21 Erika Davenport, Marquette
 Nov. 28 Jessica January, DePaul
 Dec. 5 Natisha Hiedeman, Marquette
 Dec. 12 Dorothy Adomako, Georgetown
 Dec. 19 Marissa Janning, Creighton
 Dec. 26 Brooke Schulte, DePaul
 Jan. 2 Allazia Blockton, Marquette
 Jan. 9 Brooke Schulte, DePaul
 Jan. 16 Brooke Schulte, DePaul
 Jan. 23 Tori Schickel, Butler
 Jan. 30 Sarah Beal, Providence
 Feb. 6 Brooke Schulte, DePaul
 Feb. 13 Brooke Schulte, DePaul
 Feb. 20 Danielle King, Marquette
 Feb. 27 Jessica January, DePaul

2015-16

Nov. 16 Tori Schickel, BU
 Nov. 23 Tiffany Jones, SHU
 Nov. 30 Danaejah Grant, STJ
 Dec. 7 Aliyah Handford, STJ
 Dec. 14 Megan Podkowa, DPU
 Dec. 21 Megan Podkowa, DPU
 Dec. 28 Natisha Hiedeman, MU

Jan. 4 Tabatha Richardson-Smith, SHU
 Jan. 11 Jessica January, DPU
 Jan. 18 Tabatha Richardson-Smith, SHU
 Jan. 25 Tabatha Richardson-Smith, SHU
 Feb. 1 Jessica January, DPU
 Feb. 8 Chanise Jenkins, DPU
 Feb. 15 Allazia Blockton, MU
 Feb. 22 Danaejah Grant, STJ
 Feb. 29 Aliyah Handford, STJ

2014-15

Nov. 17 Danaejah Grant, STJ
 Nov. 24 Ka-Deidre Simmons, SHU
 Dec. 1 Daisha Simmons, SHU
 Dec. 8 Brittany Hrynko, DPU
 Dec. 15 Tabatha Richardson-Smith, SHU
 Dec. 22 Aliyah Handford, STJ
 Dec. 29 Tabatha Richardson-Smith, SHU
 Jan. 5 Brittany Hrynko, DPU
 Jan. 12 Ka-Deidre Simmons, SHU
 Jan. 19 Ka-Deidre Simmons, SHU
 Jan. 26 Brittany Hrynko, DPU
 Feb. 2 Marissa Janning, CU
 Feb. 9 Brittany Hrynko, DPU
 Feb. 16 Blaire Langlois, BU
 Feb. 23 Brittany Hrynko, DPU
 March 2 Tabatha Richardson-Smith, SHU

2013-14

Nov. 18 Katherine Plouffe, MU
 Nov. 25 Tori Rule, PC
 Dec. 2 Liz Stratman, BU
 Dec. 9 Tabatha Richardson-Smith, SHU
 Dec. 16 Andrea White, GU
 Dec. 23 Aliyah Handford, SJU
 Dec. 30 Jasmine Penny, DPU
 Jan. 6 Katherine Plouffe, MU
 Jan. 13 Ka-Deidre Simmons, SHU
 Jan. 20 Brittany Hrynko, DPU
 Jan. 27 Marissa Janning, CU
 Feb. 3 Caroline Coyer, VU
 Feb. 10 Andrea White, GU
 Feb. 17 Aliyah Handford, SJU
 Feb. 24 Tabatha Richardson-Smith, SHU
 March 6 Katherine Plouffe, MU

2012-13

Nov. 19 Kayla Alexander, SU
 Nov. 26 Shenneika Smith, STJ
 Dec. 3 Sugar Rodgers, GU
 Dec. 10 Kayla Alexander, SU
 Dec. 17 Anna Martin, DPU
 Dec. 23 Skylar Diggins, ND
 Dec. 31 Sugar Rodgers, GU
 Jan. 7 Kayla McBride, ND

Jan. 14 Andrea Smith, USF
 Jan. 21 Stefanie Dolson, UConn
 Jan. 28 Antonita Slaughter, UofL
 Feb. 4 Shoni Schimmel, UofL
 Feb. 11 Stefanie Dolson, UConn
 Feb. 18 Skylar Diggins, ND
 Feb. 25 Andrea Smith, USF
 March 4 Skylar Diggins, ND

2011-12

Nov. 21 Skylar Diggins, ND
 Nov. 28 Jasmine Crew, SHU
 Dec. 5 Laura Sweeney, VU
 Dec. 12 Sugar Rodgers, GU
 Dec. 19 Natalie Novosel, ND
 Dec. 26 Sugar Rodgers, GU
 Jan. 2 Sugar Rodgers, GU
 Jan. 9 Skylar Diggins, ND
 Jan. 16 Anna Martin, DPU
 Jan. 23 Devereaux Peters, ND
 Jan. 30 Tiffany Hayes, UConn
 Feb. 6 Iasia Hemingway, SU
 Feb. 13 Asya Bussie, WVU
 Feb. 20 Nadirah Mckenith, STJ
 Feb. 28 Skylar Diggins, ND

2010-11

Nov. 22 Maya Moore, UConn
 Nov. 29 Sugar Rodgers, GU
 Dec. 6 Kayla Alexander, SU
 Dec. 13 Maya Moore, UConn
 Dec. 20 Keisha Hampton, DPU
 Dec. 28 Maya Moore, UConn
 Jan. 3 Kayla Alexander, SU
 Jan. 10 Maya Moore, UConn
 Jan. 17 Maya Moore, UConn
 Jan. 24 Maya Moore, UConn
 Jan. 31 Sugar Rodgers, GU
 Feb. 7 Maya Moore, UConn
 Feb. 14 Skylar Diggins, ND
 Feb. 21 Kayla Alexander, SU
 March 1 Maya Moore, UConn

2009-10

Nov. 23 Tina Charles, UConn
 Nov. 30 Erica Morrow, SU
 Dec. 7 Chelsea Marandola, PC
 Dec. 14 Jessica Lawson, USF
 Dec. 21 Brittany Ray, RU
 Dec. 28 Maya Moore, UConn
 Jan. 4 Tina Charles, UConn
 Jan. 11 Tina Charles, UConn
 Jan. 18 Tina Charles, UConn
 Jan. 25 Maya Moore, UConn
 Feb. 1 Jessica Lawson, USF
 Feb. 8 Nicole Michael, SU
 Feb. 15 Tina Charles, UConn
 Feb. 22 Monique Reid, UofL
 March 2 Tina Charles, UConn

2008-09

Nov. 24 Angel McCoughtry, UofL
 Dec. 1 Renee Montgomery, UConn
 Dec. 8 Shavonte Zellous, Pitt
 Dec. 15 Angel McCoughtry, UofL
 Dec. 22 Shavonte Zellous, Pitt
 Dec. 29 Angel Robinson, MU
 Jan. 5 Monique McLean, STJ
 Jan. 12 Angel McCoughtry, UofL
 Jan. 19 Maya Moore, UConn
 Jan. 26 Shavonte Zellous, Pitt
 Feb. 2 Angel McCoughtry, UofL
 Feb. 9 Sarah Miles, WVU
 Feb. 16 Angel McCoughtry, UofL
 Feb. 23 Angel McCoughtry, UofL
 March 2 Angel McCoughtry, UofL

2007-08

Nov. 19 Krystal Ellis, MU
 Nov. 26 Laura Kurz, VU
 Dec. 3 Shavonte Zellous, Pitt
 Dec. 10 Angel McCoughtry, UofL
 Dec. 17 Jill Stephens, UC
 Dec. 24 Allie Quigley, DPU
 Dec. 31 Noteisha Womack, SHU
 Jan. 7 Shavonte Zellous, Pitt
 Jan. 14 Shavonte Zellous, Pitt
 Jan. 21 Olayinka Sanni, WVU
 Jan. 28 Angel McCoughtry, UofL
 Feb. 4 LaQuita Owens, WVU
 Feb. 11 Epiphanny Prince, RU
 Feb. 18 Deirdre Naughton, DPU
 Feb. 25 Allie Quigley, DPU
 March 4 Maya Moore, UConn

2006-07

Nov. 20 Shantia Grace, USF
 Nov. 27 Shavonte Zellous, Pitt
 Dec. 4 Angel McCoughtry, UofL
 Dec. 11 Allie Quigley, DPU
 Dec. 18 Angel McCoughtry, UofL
 Dec. 27 Angel McCoughtry, UofL
 Jan. 2 Jessica Dickson, USF
 Jan. 8 Catherine Bove, PC
 Jan. 15 Olayinka Sanni, WVU
 Jan. 22 Charel Allen, ND
 Jan. 29 Kalana Greene, UConn
 Feb. 5 Jessica Dickson, USF
 Feb. 12 Charel Allen, ND
 Feb. 19 Charde Houston, UConn
 Feb. 27 LaQuita Owens, WVU

2005-06

Nov. 21 Mel Thomas, UConn
 Nov. 28 Jessica Dickson, USF
 Dec. 5 Vaida Sipaviciute, SU
 Dec. 12 Jessica Dickson, USF
 Dec. 19 Melissa D'Amico, ND
 Dec. 26 Meg Bulger, WVU
 Jan. 2 Cappie Pondexter, RU
 Jan. 9 Khara Smith, DPU
 Jan. 16 Cappie Pondexter, RU
 Jan. 23 Megan Duffy, ND
 Jan. 30 Barbara Turner, UConn
 Feb. 6 Cappie Pondexter, RU
 Feb. 13 Cappie Pondexter, RU
 Feb. 20 Khara Smith, DPU
 Feb. 27 Megan Duffy, ND

2004-05

Nov. 22 Jacqueline Batteast, ND
 Nov. 29 Jessalyn Deveny, BC
 Yolanda Paige, WVU
 Dec. 6 Meg Bulger, WVU
 Dec. 13 Jessalyn Deveny, BC
 Sherell Sowho, WVU
 Dec. 20 Jacqueline Batteast, ND
 Dec. 27 Meg Bulger, WVU
 Monique Blake, SHU
 Jan. 3 Jessalyn Deveny, BC
 Jan. 10 Jackie Adamshick, VU
 Monique Blake, SHU
 Jan. 17 Meg Bulger, WVU
 Jan. 24 Jacqueline Batteast, ND
 Jan. 31 Ashley Bush, SHU
 Cappie Pondexter, RU
 Feb. 7 Greeba Barlow, STJ
 Feb. 14 Jacqueline Batteast, ND
 Feb. 21 Cappie Pondexter, RU
 Feb. 28 Teresa Borton, ND

Weekly Honors

AWARD WINNERS - ALL-TIME PLAYERS OF THE WEEK

2003-04

Nov. 24 Rebekkah Brunson, GU
 Tamara James, Miami
 Dec. 1 Rebekkah Brunson, GU
 Jessalyn Deveny, BC
 Dec. 8 Amber Jacobs, BC
 Megan Duffy, ND
 Dec. 15 Cappie Pondexter, RU
 Liad Suez, VU
 Dec. 22 Rebekkah Brunson, GU
 Dec. 29 Jacqueline Batteast, ND
 Jan. 5 Amber Jacobs, BC
 Cappie Pondexter, RU
 Jan. 12 Diana Taurasi, UConn
 Liad Suez, VU
 Jan. 19 Julie McBride, SU
 Jan. 26 Rebekkah Brunson, GU
 Yolanda Paige, WVU
 Feb. 2 Rebekkah Brunson, GU
 Chelsea Newton, RU
 Feb. 9 Diana Taurasi, UConn
 Feb. 16 Jessalyn Deveny, BC
 Barbara Turner, UConn
 Feb. 23 Tamara James, Miami
 March 1 Rebekkah Brunson, GU

2002-03

Nov. 25 Rebekkah Brunson, GU
 Dec. 2 Diana Taurasi, UConn
 Trish Juhline, VU
 Dec. 9 Shannon Perry, SU
 Dec. 16 Laine Selwyn, Pitt
 Dec. 23 Diana Taurasi, UConn
 Dec. 30 Laine Selwyn, Pitt
 Jan. 6 Diana Taurasi, UConn
 Jessalyn Deveny, BC
 Jan. 13 Diana Taurasi, UConn
 Rebekkah Brunson, GU
 Jan. 20 Ieva Kublina, VT
 Jan. 27 Chrystal Starling, VT
 Courtney Mix, VU
 Feb. 3 Amber Jacobs, BC
 Diana Taurasi, UConn
 Feb. 10 Katie Davis, VU
 Ieva Kublina, VT
 Feb. 17 Alicia Ratay, ND
 Feb. 24 Trish Juhline, VU
 Shannon Perry, SU
 March 3 Trish Juhline, VU
 Kate Bulger, WVU

2001-02

Nov. 19 Swin Cash, UConn
 Trish Juhline, VU
 Nov. 26 Julie McBride, SU
 Sarah Hicks, VT
 Dec. 3 Diana Taurasi, UConn
 Kate Bulger, WVU
 Dec. 10 Chanivia Broussard, Miami
 Dec. 17 Meghan Saake, UM
 Ieva Kublina, VT
 Dec. 23 Mandy Wittenmyer, Pitt
 Dec. 31 Swin Cash, UConn
 Kate Bulger, WVU
 Jan. 7 Diana Taurasi, UConn
 Ieva Kublina, VT
 Jan. 14 Swin Cash, UConn
 Jaime James, SU
 Jan. 21 Shaquana Wilkins, Miami
 Jan. 28 Shannon Perry, SU
 Sue Bird, UConn
 Feb. 4 Asjha Jones, UConn
 Feb. 11 Swin Cash, UConn
 Laine Selwyn, Pitt
 Feb. 18 Diana Taurasi, UConn
 Alicia Ratay, ND
 Feb. 25 Alicia Ratay, ND

2000-01

Nov. 20 Rachel Byars, BC
 Beth Record, SU
 Nov. 27 Niele Ivey, ND
 Dec. 4 Latasha Thompson, STJ
 Tere Williams, VT
 Dec. 11 Arminda Moreno, SHU
 Tasha Pointer, RU
 Dec. 18 Brandi Barnes, VU
 Dec. 25 Bettina Love, Pitt
 Jan. 1 Ruth Riley, ND
 Jan. 8 Ruth Riley, ND
 Brandi Barnes, VU
 Tasha Pointer, RU
 Dalia Clarke, Miami
 Jan. 22 Ruth Riley, ND
 Jan. 29 Tere Williams, VT
 Feb. 5 Arminda Moreno, SHU
 Feb. 12 Ruth Riley, ND
 Feb. 19 Katie Smrcka-Duffy, GU
 Becky Gottstein, BC
 Feb. 26 Swin Cash, UConn
 Becky Gottstein, BC

1999-00

Nov. 22 Becky Gottstein, BC
 Jen Gombotz, PC
 Nov. 29 Shea Ralph, UConn
 Dec. 6 Ruth Riley, ND
 Swin Cash, UConn
 Dec. 13 Becky Gottstein, BC
 Katie Smrcka-Duffy, GU
 Cal Bouchard, BC
 Shawnetta Stewart, RU
 Dec. 27 Svetlana Abrosimova, UConn
 Shawnetta Stewart, RU
 Jan. 3 Becky Gottstein, BC
 Monika Roberts, PC
 Jan. 10 Sue Bird, UConn
 Jan. 17 Jenea Skeeters, VU
 Niele Ivey, ND
 Jan. 24 Beth Record, SU
 Jan. 31 Latasha Thompson, STJ
 Alissa Murphy, BC
 Feb. 7 Kelley Siemon, ND
 Katie Smrcka-Duffy, GU
 Feb. 14 Jamie Courmoyer, BC
 Feb. 21 Ruth Riley, ND
 Svetlana Abrosimova, UConn
 Feb. 28 Shawnetta Stewart, RU

1998-99

Nov. 16 Paige Sauer, UConn
 Niele Ivey, ND
 Nov. 23 Svetlana Abrosimova, UConn
 Danielle Green, ND
 Nov. 30 Katie Smrcka-Duffy, GU
 Shea Ralph, UConn
 Dec. 7 Kym Hope, Miami
 Dec. 14 Svetlana Abrosimova, UConn
 Tammy Sutton-Brown, RU
 Dec. 21 Melba Chambers, GU
 Ebony Dickinson, STJ
 Dec. 28 Shawnetta Stewart, RU
 Ruth Riley, ND
 Jan. 4 Starr Fuller, SHU
 Jan. 11 Ruth Riley, ND
 Jan. 18 Svetlana Abrosimova, UConn
 Jennifer Jordan, Miami
 Jan. 25 Alissa Murphy, BC
 Feb. 1 Ruth Riley, ND
 Feb. 8 Niele Ivey, ND
 Tammy Sutton-Brown, RU
 Feb. 15 Linda Miles, RU
 Feb. 22 Shea Ralph, UConn
 Kym Hope, Miami
 Sheila McMillen, ND

1997-98

Nov. 24 Nykesha Sales, UConn
 Cal Bouchard, BC
 Dec. 1 Teakya Barnes, SU
 Dec. 8 Octavia Blue, Miami
 Dec. 15 Niele Ivey, ND
 Dec. 22 Nykesha Sales, UConn
 Dec. 29 Octavia Blue, Miami
 Jan. 5 Kym Hope, Miami
 Kerri Chatten, PC
 Jan. 12 Nykesha Sales, UConn
 Jan. 19 Cal Bouchard, BC
 Jan. 26 Nykesha Sales, UConn
 Nykesha Sales, UConn
 Shawnetta Stewart, RU
 Feb. 9 Nykesha Sales, UConn
 Kym Hope, UM
 Feb. 16 Jenn Beisel, VU
 Feb. 23 Octavia Blue, Miami
 Nykesha Sales, UConn

1996-97

Nov. 25 Katryna Gaither, ND
 Dec. 2 Katryna Gaither, ND
 Dec. 9 Talisha Hargis, WVU
 Dec. 16 Rebecca Burbridge, WVU
 Dec. 23 Nykesha Sales, UConn
 Dec. 30 Holly Porter, BC
 Jan. 6 Carla Berube, UConn
 Jan. 13 Katryna Gaither, ND
 Jan. 20 Kara Wolters, UConn
 Jan. 27 Dana Wynne, SHU
 Feb. 3 Beth Morgan, ND
 Feb. 10 Holly Porter, BC
 Feb. 17 Kara Wolters, UConn
 Feb. 24 Holly Porter, BC

1995-96

Nov. 27 Kara Wolters, UConn
 Dec. 4 Beth Morgan, ND
 Dec. 11 Nadine Malcolm, PC
 Dec. 18 Tahnee Heins, SHU
 Dec. 27 Octavia Blue, Miami
 Holly Porter, BC
 Jan. 2 Dana Wynne, SHU
 Jan. 9 Katryna Gaither, ND
 Susan Glennning, VU
 Jan. 16 Katryna Gaither, ND
 Holly Porter, BC
 Jan. 22 Latia Howard, Pitt
 Jan. 29 Jennifer Jordan, Miami
 Raquel Nurse, SU
 Feb. 5 Jennifer Rizzotti, UConn
 Holly Porter, BC
 Feb. 12 Nykesha Sales, UConn
 Nadine Malcolm, PC
 Feb. 19 Nadine Malcolm, PC
 Feb. 26 Kara Wolters, UConn

1994-95

Dec. 5 Rukaiyah Walker, SHU
 Dec. 12 Holly Porter, BC
 Dec. 19 Dawn Johnson, SHU
 Dec. 27 Dana Wynne, SHU
 Jan. 2 Tawana Jackson, STJ
 Jan. 9 Kristyn Cook, SU
 Jan. 16 Denise Dillon, VU
 Jan. 23 Jennifer Rizzotti, UConn
 Tawana Jackson, STJ
 Jan. 30 Rebecca Lobo, UConn
 Feb. 6 Tawana Jackson, STJ
 Feb. 13 Rebecca Lobo, UConn
 Michele Thornton, VU
 Feb. 20 Rebecca Lobo, UConn
 Feb. 27 Holly Porter, BC

1993-94

Dec. 6 Nadira Ricks, GU
 Dec. 13 Rebecca Lobo, UConn
 Dec. 20 Pam Odom, STJ
 Jan. 3 Jonna Huemrich, Pitt
 Jan. 10 Jodi Brooks, SHU
 Jan. 16 Rebecca Lobo, UConn
 Jan. 23 Kerry Curran, BC
 Jan. 30 Jodi Brooks, SHU
 Feb. 6 Rebecca Lobo, UConn
 Feb. 13 Stefanie Goettsche, PC
 Rebecca Lobo, UConn
 Feb. 20 Rebecca Lobo, UConn
 Feb. 27 Rebecca Lobo, UConn

1992-93

Dec. 7 Marcie Kornegay, STJ
 Dec. 14 Kris Witfill, GU
 Dec. 21 Sarah Behn, BC
 Jan. 4 Rebecca Lobo, UConn
 Jan. 10 Vicki Plowden, Miami
 Jan. 17 Sarah Behn, BC
 Jan. 24 Rebecca Lobo, UConn
 Feb. 1 Pam Odom, STJ
 Feb. 8 Rebecca Lobo, UConn
 Feb. 15 Leni Wilson, GU
 Feb. 21 Kris Witfill, GU
 Vicki Plowden, Miami
 Feb. 28 Sarah Behn, BC

1991-92

Dec. 2 Kelley Moore, SHU
 Dec. 9 Tracy Lis, PC
 Wendy Davis, UConn
 Dec. 15 Tracy Lis, PC
 Dec. 23 Vicki Plowden, Miami
 Dec. 30 Frances Savage, Miami
 Jan. 5 Kris Witfill, GU
 Jan. 12 Sarah Behn, BC
 Jan. 19 Frances Savage, Miami
 Jan. 26 Kris Witfill, GU
 Feb. 2 Tracy Lis, PC
 Feb. 9 Frances Savage, Miami
 Feb. 16 Frances Savage, Miami
 Feb. 24 Cozette Ballentine, STJ
 March 2 Frances Savage, Miami

1990-91

Nov. 27 Tracy Lis, PC
 Sarah Behn, BC
 Dec. 3 Kerry Bascom, UConn
 Dec. 10 Kerry Bascom, UConn
 Dec. 17 Kelley Moore, SHU
 Dec. 30 Lorri Johnson, Pitt
 Jan. 7 Tracy Lis, PC
 Jan. 14 Laura Lishness, UConn
 Tina Ogden, STJ
 Jan. 20 Cozette Ballentine, STJ
 Jan. 27 Kris Witfill, GU
 Feb. 4 Tracy Lis, PC
 Feb. 11 Kerry Bascom, UConn
 Feb. 17 Cozette Ballentine, STJ
 Feb. 25 Lorri Johnson, Pitt

1989-90

Dec. 4 Dottie VanGheem, PC
 Dec. 11 Kerry Bascom, UConn
 Dec. 18 Carla Wenger, BC
 Jan. 2 Helen Koskinen, VU
 Jan. 8 Marita Coffey, SU
 Jan. 15 Connie Hurt, Pitt
 Jan. 22 Meghan Pattyson, UConn
 Jan. 29 Kerry Bascom, UConn
 Kelley Moore, SHU
 Feb. 5 Dottie VanGheem, PC
 Feb. 12 Andrea Mangum, PC

Feb. 19 Peggy Jewell, GU
 Feb. 26 Shanya Evans, PC

1988-89

Nov. 29 Simone Courtlandt, SU
 Dec. 5 Lorri Johnson, Pitt
 Dec. 12 Brenda Ginaitt, STJ
 Dec. 19 Debbie Hartnett, SHU
 Jan. 2 Liz Lawlor, PC
 Jan. 9 Kerry Bascom, UConn
 Jan. 16 Helen Koskinen, VU
 Jan. 23 Geraldine Saintilus, SHU
 Jan. 30 Helen Koskinen, VU
 Feb. 6 Kerry Bascom, UConn
 Feb. 13 Andrea Mangum, PC
 Feb. 20 Kerry Bascom, UConn

1987-88

Nov. 29 Sue Ludwig, SU
 Dec. 7 Sally Sheerer, Pitt
 Dec. 13 Renee Najarian, UConn
 Dec. 20 Danene Hopson, SU
 Jan. 3 Ann Odoy, BC
 Jan. 10 Beth Knight, GU
 Jan. 17 Renee Najarian, UConn
 Jan. 24 Lisa Smith, STJ
 Jan. 31 Simone Courtlandt, SU
 Feb. 7 Lisa Angelotti, VU
 Feb. 14 Lisa Angelotti, VU
 Feb. 21 Renee Najarian, UConn

1986-87

Dec. 1 Kathy O'Reilly, SHU
 Dec. 7 Mary Burke, PC
 Dec. 14 Doris Sable, PC
 Dec. 21 Althea Yard, STJ
 Jan. 4 Shelly Pennefather, VU
 Jan. 11 Shelly Pennefather, VU
 Kathy Sweet, BC
 Jan. 18 Shelly Pennefather, VU
 Mary Burke, PC
 Jan. 25 Sue Ludwig, SU
 Feb. 1 Brenda Ginaitt, STJ
 Feb. 8 Shelly Pennefather, VU
 Feb. 15 Felisha Legette, SU

1985-86

Dec. 2 Peggy Walsh, UConn
 Dec. 9 Britt King, PC
 Dec. 16 Shelly Pennefather, VU
 Dec. 23 Shelly Pennefather, VU
 Jan. 6 Shelly Pennefather, VU
 Jan. 13 Jackie Smith, STJ
 Jan. 20 Doris Sable, PC
 Jan. 27 Janice Long, SU
 Feb. 3 Beth Knight, GU
 Tammi Sweet, UConn
 Feb. 10 Felisha Legette, SU
 Feb. 17 Britt King, PC
 Shelly Pennefather, VU
 Feb. 24 Britt King, PC

1984-85

Dec. 10 Shelly Pennefather, VU
 Dec. 17 Shelly Pennefather, VU
 Dec. 24 Jane Haubrich, BC
 Jan. 14 Britt King, PC
 Jan. 21 Shelly Pennefather, VU
 Faye Gerald, STJ
 Jan. 28 Doris Sable, PC
 Feb. 4 Jennifer Bruce, Pitt
 Feb. 11 Toni Igrac, SU
 Feb. 18 Peggy Walsh, UConn
 Feb. 25 Maura Gill, GU

Weekly Honors

AWARD WINNERS - ALL-TIME PLAYERS OF THE WEEK & FRESHMEN OF THE WEEK

1983-84

Dec. 12 Chris Palombi, SU
Dec. 19 Nancy Bernhardt, VU
Jan. 3 Sally Madeira, BC
Jan. 10 Gloria Bradley, SHU
Jan. 17 Nancy Bernhardt, VU
Jan. 23 Kathy Finn, PC
Jan. 30 Joan Powers, PC
Feb. 5 Jennifer Bruce, Pitt
Feb. 12 Chris Palombi, SU
Feb. 19 Missy Renehan, SU

1982-83

Dec. 12 Kathy Finn, PC
Dec. 19 Debbie Beckford, STJ
Jan. 3 Kathie Beisel, VU
Jan. 10 Leigh Curl, UConn
Jan. 17 Jennifer Bruce, Pitt
Jan. 23 Gloria Bradley, SHU
Jan. 30 Kathy Finn, PC
Feb. 7 Kerry Phayre, PC
Feb. 15 Jennifer Bruce, Pitt
Feb. 21 Debbie Beckford, STJ
Feb. 28 Jennifer Bruce, Pitt

All-Time Freshmen Of the Week

2016-17

Nov. 14 Kristen Spolyar, Butler
Nov. 21 Kristen Spolyar, Butler
Nov. 28 Kaela Hilaire, Seton Hall
Dec. 5 Deja Winters, Seton Hall
Dec. 12 Shadeen Samuels, Seton Hall
Dec. 19 Alisha Kebbe, St. John's
Dec. 26 Alisha Kebbe, St. John's
Jan. 2 Deja Winters, Seton Hall
Jan. 9 Alisha Kebbe, St. John's
Jan. 16 Kelly Campbell, DePaul
Jan. 23 Mary Gedaka, Villanova
Jan. 30 Kaela Hilaire, Seton Hall
Feb. 6 Andrayah Adams, St. John's
Feb. 13 Sydney Shelton, Butler
Feb. 20 Kelly Campbell, DePaul
Feb. 27 Alisha Kebbe, St. John's

2015-16

Nov. 16 Tori Schickel, BU
Nov. 23 Dionna White, GU
Nov. 30 Dionna White, GU
Dec. 7 Allazia Blockton, MU
Dec. 14 Allazia Blockton, MU
Dec. 21 Allazia Blockton, MU
Dec. 28 Allazia Blockton, MU
Jan. 4 Dionna White, GU
Jan. 11 Allazia Blockton, MU
Jan. 18 Brittany Ward, BU
Jan. 25 Dionna White, GU
Feb. 1 Allazia Blockton, MU
Feb. 8 Dionna White, GU
Feb. 15 Allazia Blockton, MU
Feb. 22 Adrianna Hahn, VU
Feb. 29 Adrianna Hahn, VU

2014-15

Nov. 17 Dorothy Adomako, GU
Nov. 24 Alex Louin, VU
Dec. 1 Kenisha Bell, MU
Dec. 8 Sydney Lamberty, CU
Dec. 15 Sydney Lamberty, CU
Dec. 22 Sydney Lamberty, CU
Dec. 29 Sydney Lamberty, CU
Jan. 5 Dorothy Adomako, GU
Jan. 12 Dorothy Adomako, GU
Jan. 19 Dorothy Adomako, GU
Jan. 26 Dorothy Adomako, GU
Feb. 2 Kenisha Bell, MU
Feb. 9 Sydney Lamberty, CU

Feb. 16 Sydney Lamberty, CU
Feb. 23 Kenisha Bell, MU
March 2 Kenisha Bell, MU

2013-14

Nov. 18 Natalie Butler, GU
Nov. 25 Natalie Butler, GU
Dec. 2 Aaliyah, Lewis, STJ
Dec. 9 Natalie Butler, GU
Dec. 16 Natalie Butler, GU
Dec. 23 Jessica January, DPU
Dec. 30 Sidney Cook, SHU
Jan. 6 Natalie Butler, GU
Jan. 13 Natalie Butler, GU
Jan. 20 Natalie Butler, GU
Jan. 27 Sarah Beal, PC
Feb. 3 Natalie Butler, GU
Feb. 10 Natalie Butler, GU
Feb. 17 Natalie Butler, GU
Feb. 24 Jessica January, DPU
March 6 Sarah Beal, PC

2012-13

Nov. 19 Breanna Stewart, UConn
Nov. 26 Jewell Loyd, ND
Dec. 3 Courtney Williams, USF
Dec. 10 Jewell Loyd, ND

Dec. 17 Aliyyah Handford, STJ
Dec. 23 Breanna Stewart, UConn
Dec. 31 Brittney Sykes, SU
Jan. 7 Brittney Sykes, SU
Jan. 14 Jewell Loyd, ND
Jan. 21 Chanise Jenkins, DPU
Jan. 28 Breanna Stewart, UConn
Feb. 4 Aliyyah Handford, STJ
Feb. 11 Dominique Vitalis, GU
Feb. 18 Aliyyah Handford, STJ
Feb. 25 Jewell Loyd, ND
March 4 Brittney Sykes, SU

2011-12

Nov. 21 Kaleena Mosqueda-Lewis, UConn
Nov. 28 Kaleena Mosqueda-Lewis, UConn
Dec. 5 Kaleena Mosqueda-Lewis, UConn
Dec. 12 Kaleena Mosqueda-Lewis, UConn
Dec. 19 Brittany Hrynko, DPU
Dec. 26 Brianna Kiesel, Pitt
Jan. 2 Markisha Wright, ND
Jan. 9 Bria Smith, UofL
Jan. 16 Kaleena Mosqueda-Lewis, UConn
Jan. 23 Kaleena Mosqueda-Lewis, UConn
Jan. 30 Bria Smith, UofL
Feb. 6 Lauren Burford, VU
Feb. 13 Kaleena Mosqueda-Lewis, UConn
Feb. 20 Brittany Hrynko, DPU
Feb. 28 Kaleena Mosqueda-Lewis, UConn

2010-11

Nov. 22 Bria Hartley, UConn
Nov. 29 Bria Hartley, UConn
Dec. 6 Shoni Schimmel, UofL
Dec. 13 Natalie Achonwa, ND
Dec. 20 Bria Hartley, UConn
Dec. 28 Shoni Schimmel, UofL
Jan. 3 Katherine Plouffe, MU
Jan. 10 Shoni Schimmel, UofL
Jan. 17 Bria Hartley, UConn
Jan. 24 Bria Hartley, UConn
Jan. 31 Shoni Schimmel, UofL
Feb. 7 Stefanie Dolson, UConn
Feb. 14 Stefanie Dolson, UConn
Feb. 21 Bria Hartley, UConn
March 1 Kayla Cook, UC

2009-10

Nov. 23 Skylar Diggins, ND
Nov. 30 Sugar Rodgers, GU

Dec. 7 Kayla Alexander, SU
Dec. 14 Asya Bussie, WVU
Dec. 21 Shenneika Smith, STJ
Dec. 28 Sugar Rodgers, GU
Jan. 4 Sugar Rodgers, GU
Jan. 11 Skylar Diggins, ND
Jan. 18 Sugar Rodgers, GU
Jan. 25 Skylar Diggins, ND
Feb. 1 Shenneika Smith, STJ
Feb. 8 Skylar Diggins, ND
Feb. 15 Nadirah McKeith, STJ
Feb. 22 Shenneika Smith, STJ
March 2 Sugar Rodgers, GU

2008-09

Nov. 24 Kandice Green, SHU
Dec. 1 Kellie Watson, ND
Dec. 8 Kellie Watson, ND
Dec. 15 Kandice Green, SHU
Dec. 22 Da'Shena Stevens, STJ
Dec. 29 Natalie Novosel, ND
Jan. 5 Da'Shena Stevens, STJ
Jan. 12 Natalie Novosel, ND
Jan. 19 Shanasa Sanders, UC
Jan. 26 Keisha Hampton, DPU
Feb. 2 Tiffany Hayes, UConn
Feb. 9 Kandice Green, SHU
Feb. 16 Tiffany Hayes, UConn
Feb. 23 Tiffany Hayes, UConn
March 2 Keisha Hampton, DPU

2007-08

Nov. 19 Maya Moore, UConn
Nov. 26 Maya Moore, UConn
Dec. 3 Keisha Hines, UofL
Dec. 10 Ebonie Williams, SHU
Dec. 17 Angel Robinson, MU
Dec. 24 Erica Morrow, SU
Dec. 31 Maya Moore, UConn
Jan. 7 Angel Robinson, MU
Jan. 14 Maya Moore, UConn
Jan. 21 Maya Moore, UConn
Jan. 28 Maya Moore, UConn
Feb. 4 Maya Moore, UConn
Feb. 11 Erica Morrow, SU
Feb. 18 Maya Moore, UConn
Feb. 25 Maya Moore, UConn
March 4 Maya Moore, UConn

2006-07

Nov. 20 Epiphanny Prince, RU
Nov. 27 Nicole Michael, SU
Dec. 4 Nicole Michael, SU
Dec. 11 Ashley Booker, SHU
Dec. 18 Epiphanny Prince, RU
Dec. 27 Tina Charles, UConn
Jan. 2 Kaili McLaren, UConn
Jan. 8 Nicole Michael, SU
Jan. 15 Tina Charles, UConn
Jan. 22 Tina Charles, UConn
Jan. 29 Carla Jacobs, UC
Feb. 5 Tina Charles, UConn
Feb. 12 Tina Charles, UConn
Feb. 19 Nicole Michael, SU
Feb. 27 Tina Charles, UConn

2005-06

Nov. 21 Lindsay Schrader, ND
Nov. 28 Xenia Stewart, Pitt
Dec. 5 Jenny Eckhart, SU
Dec. 12 Chelsea Marandola, PC
Dec. 19 Michelle Jones, UC
Dec. 26 Chelsea Marandola, PC
Jan. 2 Katrina Wheeler, GU
Jan. 9 Shantel Brown, SHU

Jan. 16 Renee Montgomery, UConn
Jan. 23 Krystal Ellis, MU
Jan. 30 Shelly Bellman, UC
Feb. 6 Renee Montgomery, UConn
Feb. 13 Krystal Ellis, MU
Feb. 20 Shelly Bellman, UC
Feb. 27 Angel McCoughtry, UofL

2004-05

Nov. 22 Sara Antolick, SU
Nov. 29 Andrea Peterson, STJ
Dec. 6 Charde Houston, UConn
Dec. 13 Shamika Jackson, BC
Dec. 20 Matee Ajavon, RU
Dec. 27 Kieraah Marlow, GU
Jan. 3 Matee Ajavon, RU
Jan. 10 Essence Carson, RU
Jan. 17 Matee Ajavon, RU
Jan. 24 Charde Houston, UConn
Jan. 31 Kieraah Marlow, GU
Feb. 7 Vaida Sipaviciute, SU
Feb. 14 Charel Allen, ND
Feb. 21 Matee Ajavon, RU
Feb. 28 Marcedes Walker, Pitt
Feb. 28 Kieraah Marlow, GU

2003-04

Nov. 24 Angie Clark, STJ
Dec. 1 Angie Clark, STJ
Dec. 8 Angie Clark, STJ
Dec. 15 Heta Korpivaara, SHU
Dec. 22 Angie Clark, STJ
Dec. 29 Kirby Copeland, VT
Jan. 5 Meg Bulger, WVU
Jan. 12 Lauren Kohn, SU
Jan. 19 Lauren Kohn, SU
Jan. 26 Meg Bulger, WVU
Feb. 2 Meg Bulger, WVU
Feb. 9 Meg Bulger, WVU
Feb. 16 Meg Bulger, WVU
Feb. 23 Heta Korpivaara, SHU
March 1 Liz Sherwood, UConn
March 1 Sarah Marshall, BC

2002-03

Nov. 25 Tamara James, Miami
Dec. 2 Tamara James, Miami
Dec. 9 Carrie Mason, VT
Dec. 16 Cappie Pondexter, RU
Dec. 23 Tamara James, Miami
Dec. 30 Barbara Turner, UConn
Jan. 6 Tamara James, Miami
Jan. 13 Tamara James, Miami
Jan. 20 Cappie Pondexter, RU
Jan. 27 Barbara Turner, UConn
Feb. 3 Ann Strother, UConn
Feb. 10 Cappie Pondexter, UConn
Feb. 17 Barbara Turner, UConn
Feb. 24 Cappie Pondexter, RU
March 3 Courtney LaVere, ND

2001-02

Nov. 19 Yolanda Paige, WVU
Nov. 26 Sherell Sowho, WVU
Dec. 3 Jacqueline Batteast, ND
Dec. 10 Jacqueline Batteast, ND
Dec. 17 Mary Lisicky, GU
Dec. 24 Jacqueline Batteast, ND
Dec. 31 Clare Dreesch, BC
Dec. 31 Sherell Sowho, WVU

Weekly Honors

AWARD WINNERS - ALL-TIME FRESHMEN OF THE WEEK

Jan. 7 Jacqueline Batteast, ND
Jan. 14 Erin Gibson, VT
Jan. 21 Yolanda Paige, WVU
Jan. 28 Jacqueline Batteast, ND
Feb. 4 Clare Droesch, BC
Feb. 11 Jacqueline Batteast, ND
Jessica Simmonds, PC
Feb. 18 Yolanda Paige, WVU
Feb. 25 Katy Flecky, ND

2000-01

Nov. 20 Jenese Wilcox, PC
Nov. 27 Rebekkah Brunson, GU
Dec. 4 Jenese Wilcox, PC
Dec. 11 Janelle McManus, BC
Dec. 18 Amber Jacobs, BC
Dec. 25 Kristin Quinn, PC
Jan. 1 Courtney Mix, VU
Jan. 8 Rebekkah Brunson, GU
Jan. 15 Chanivia Broussard, Miami
Jan. 22 Rebekkah Brunson, GU
Jan. 29 Rebekkah Brunson, GU
Feb. 5 Rebekkah Brunson, GU
Charlene Thomas, SHU
Feb. 12 Diana Taurasi, UConn
Kristin Quinn, PC
Feb. 19 Rebekkah Brunson, GU
Feb. 26 Janelle McManus, BC

1999-00

Nov. 22 Amanda Papuga, Miami
Nov. 29 Shannon Perry, SU
Trish Juhline, VU
Dec. 6 Alicia Ratay, ND
Dec. 13 Santia Jackson, GU
Dec. 20 Alicia Ratay, ND
Dec. 27 Kennitra Johnson, UConn
Jan. 3 Mandy Wittenmyer, Pitt
Jan. 10 Brooke Stewart, Pitt
Alicia Ratay, ND
Jan. 17 Alicia Hartlaub, Miami
Jan. 24 Shannon Perry, SU
Jan. 31 Aiysha Smith, STJ
Feb. 7 Mandy Wittenmyer, Pitt
Alicia Ratay, ND
Feb. 14 Alicia Ratay, ND
Trish Juhline, VU
Feb. 21 Alicia Ratay, ND
Feb. 28 Mandy Wittenmyer, Pitt

1998-99

Nov. 16 Swin Cash, UConn
Nov. 23 Tamika Williams, UConn
Nov. 30 Tamika Williams, UConn
Sherisha Hills, ND
Dec. 7 Asjha Jones, UConn
Dec. 14 Swin Cash, UConn
Dec. 21 Becky Gottstein, BC
Dec. 28 Swin Cash, UConn
Jan. 4 Becky Gottstein, BC
Jan. 11 Becky Gottstein, BC
Jan. 18 Tamika Williams, UConn
Jan. 25 Becky Gottstein, BC
Feb. 1 Becky Gottstein, BC
Feb. 8 Tamika Williams, UConn
Feb. 15 Tamika Williams, UConn
Feb. 22 Ericka Haney, ND
Becky Gottstein, BC

1997-98

Nov. 24 Svetlana Abrosimova, UConn
Dec. 1 Natasha Pointer, RU
Dec. 8 Natasha Pointer, RU
Dec. 15 Svetlana Abrosimova, UConn
Dec. 22 No award winner

Dec. 29 Natasha Pointer, RU
Jan. 5 Natasha Pointer, RU
Jan. 12 Svetlana Abrosimova, UConn
Ruth Riley, ND
Jan. 19 Ruth Riley, ND
Jan. 26 Ruth Riley, ND
Svetlana Abrosimova, UConn
Feb. 2 Svetlana Abrosimova, UConn
Feb. 9 Svetlana Abrosimova, UConn
Feb. 16 Linda Miles, RU
Feb. 23 Shawnetta Stewart, RU

1996-97

Nov. 25 Shea Ralph, UConn
Dec. 2 Jenea Skeeters, VU
Dec. 9 Paula Moore, SU
Dec. 16 Jenea Skeeters, VU
Dec. 23 Shea Ralph, UConn
Dec. 30 Cal Bouchard, BC
Jan. 6 Shea Ralph, UConn
Jan. 13 Cal Bouchard, BC
Jan. 20 Cal Bouchard, BC
Jan. 27 Shea Ralph, UConn
Feb. 3 Usha Gilmore, RU
Feb. 10 Jenea Skeeters, VU
Feb. 17 Shea Ralph, UConn
Feb. 24 Jenea Skeeters, VU

1995-96

Nov. 27 Jennifer Clemente, RU
Dec. 4 Sylita Thomas, GU
Dec. 11 Danielle Golay, SHU
Dec. 18 Sylita Thomas, GU
Dec. 27 Danielle Golay, SHU
Jan. 2 Susan Blauser, RU
Jan. 9 Maria Tchobanova, WVU
Jan. 16 Sylita Thomas, GU
Jan. 22 Teakya Barnes, SU
Jan. 29 Dana Simonelli, PC
Feb. 5 Maria Tchobanova, WVU
Feb. 12 Diana Braendly, ND
Feb. 19 Kimberly Smith, GU
Feb. 26 Kimberly Smith, GU

1994-95

Dec. 5 Aimee McGuire, BC
Dec. 12 Nykesha Sales, UConn
Dec. 19 MeChelle Murray, Miami
Dec. 27 Julie Wheeler, PC
Jan. 2 Latia Howard, Pitt
Jan. 9 Kerri Chatten, PC
Jan. 16 Nykesha Sales, UConn
Jan. 23 Octavia Blue, Miami
Jan. 30 Kerri Chatten, PC
Feb. 6 Raquel Nurse, SU
Feb. 13 Sandy Mitchell, SHU
Feb. 20 Kerri Chatten, PC
Feb. 27 Julie Wheeler, PC

1993-94

Dec. 6 Holly Porter, BC
Dec. 13 Sheron Murray, Miami
Dec. 20 Julie Angelina, SU
Jan. 3 Holly Porter, BC
Jan. 10 Mandy Saunders, PC
Jan. 16 Dana Wynne, SHU
Mandy Saunders, PC
Kara Wolters, UConn
Jan. 23 Holly Porter, BC
Carla Berube, UConn
Feb. 6 Holly Porter, BC
Feb. 13 Mandy Saunders, PC
Feb. 20 Holly Porter, BC
Feb. 27 Mandy Saunders, PC

1992-93

Dec. 7 Jennifer Rizzotti, UConn
Dec. 14 Texlin Quinney, SHU
Dec. 21 Ayanna Walden, PC
Jan. 4 Holly Rlinger, Miami
Jan. 10 Jennifer Rizzotti, UConn
Jan. 17 Holly Rlinger, Miami
Jan. 24 Sarah Miller, PC
Feb. 1 Holly Rlinger, Miami
Feb. 8 Denise Dillon, VU
Feb. 15 Holly Rlinger, Miami
Feb. 21 Jennifer Rizzotti, UConn
Feb. 28 Denise Dillon, VU

1991-92

Dec. 2 Rebecca Lobo, UConn
Dec. 9 Grace Kelly, STJ
Dec. 15 Rebecca Lobo, UConn
Dec. 23 Amanda Makarewicz, SHU
Dec. 30 Michele Thornton, VU
Jan. 5 Rebecca Lobo, UConn
Jan. 12 Angel Lewis, SU
Jan. 19 Angel Lewis, SU
Dawn Johnson, SHU
Jan. 26 Rebecca Lobo, UConn
Feb. 2 Michele Thornton, VU
Feb. 9 Rebecca Lobo, UConn
Feb. 16 Rebecca Lobo, UConn
Feb. 24 Michele Thornton, VU
March 2 Rebecca Lobo, UConn

1990-91

Nov. 27 Orly Grossman, UConn
Dec. 3 Jennifer Mead, PC
Dec. 10 Michele Verotsky, BC
Dec. 17 Kerry Curran, BC
Dec. 30 Lucie Fontanella, PC
Jan. 7 Lucie Fontanella, PC
Jan. 14 No award winner
Jan. 20 Jenine Joyce, Pitt
Jan. 27 Jennifer Mead, PC
Feb. 4 Jonna Huemrich, Pitt
Feb. 11 Erin Maloy, Pitt
Feb. 17 Jodi Brooks, SHU
Feb. 25 Lucie Fontanella, PC

1989-90

Dec. 4 Kathy Ferrier, UConn
Dec. 11 Karen Connell, VU
Dec. 18 Kris Witfill, GU
Jan. 2 Sarah Behn, BC
Jan. 8 Maureen McConnell, Pitt
Jan. 15 Sarah Behn, BC
Jan. 22 Holly Oslander, SU
Jan. 29 Sarah Behn, BC
Feb. 5 Patriona Blow, STJ
Feb. 12 Kathy Ferrier, UConn
Feb. 19 Turia Ransom, Pitt
Feb. 26 Turia Ransom, Pitt

1988-89

Nov. 29 Peggi Jewell, GU
Dec. 5 Meghan Pattyson, UConn
Dec. 12 Tricia Corace, GU
Dec. 19 No award winner
Jan. 2 Wendy Davis, UConn
Jan. 9 Peggi Jewell, GU
Jan. 16 Tracy Lis, PC
Jan. 23 Kelley Moore, SHU
Jan. 30 Rosemary Magarity, VU
Feb. 6 Amy Bolen, STJ
Feb. 13 Tracy Lis, PC
Feb. 20 Wendy Davis, UConn

1987-88

Nov. 29 Shanya Evans, PC
Dec. 7 Laura Lishness, UConn
Dec. 13 Alicia Jones, SHU
Dec. 20 Davita Smith, SU
Jan. 3 Shanya Evans, PC
Jan. 10 Kerry Bascom, UConn
Jan. 17 Laura Lishness, UConn
Jan. 24 Lorri Johnson, Pitt
Jan. 31 Lorri Johnson, Pitt
Feb. 7 Connie Hurt, Pitt
Feb. 14 Maria Ayres, GU
Feb. 21 Laura Lishness, UConn

1986-87

Dec. 1 Kris Lamb, UConn
Dec. 7 Andrea Mangum, PC
Dec. 14 Kris Lamb, UConn
Dec. 21 Carla Wenger, BC
Jan. 4 Heidi Robbins, UConn
Jan. 11 Andrea Mangum, PC
Jan. 18 Danene Hopson, SU
Jan. 25 Andrea Mangum, PC
Feb. 1 Jennifer Shingler, Pitt
Feb. 8 Andrea Mangum, PC
Feb. 15 Danene Hopson, SU

1985-86

Dec. 2 Maureen Conley, STJ
Dec. 9 Debbie Hartnett, SHU
Dec. 16 Maureen Conley, STJ
Dec. 23 No award winner
Jan. 6 Geraldine Saintilus, SHU
Jan. 13 Brenda Ginait, STJ
Jan. 20 Geraldine Saintilus, SHU
Jan. 27 Geraldine Saintilus, SHU
Feb. 3 Nikki Anwood, GU
Feb. 10 Debbie Hartnett, SHU
Feb. 17 Debbie Hartnett, SHU
Feb. 24 Debbie Hartnett, SHU

1984-85

Dec. 10 Beth Knight, GU
Dec. 17 Lisa Angelotti, VU
Dec. 24 Kathy O'Reilly, SHU
Jan. 14 Lisa Angelotti, VU
Jan. 21 Felisha Legette, SU
Jan. 28 Ann Odooy, BC
Feb. 4 Felisha Legette, SU
Feb. 11 Felisha Legette, SU
Feb. 18 Kathy O'Reilly, SHU
Feb. 25 Ann Odooy, BC

1983-84

Dec. 12 Lori Kulo, UConn
Dec. 19 Shelly Pennefather, VU
Jan. 3 Evy Doerfler, UConn
Jan. 10 Julie Callahan, Pitt
Jan. 17 Ann Marie Gothard, GU
Jan. 23 Evy Doerfler, UConn
Jan. 30 Shelly Pennefather, VU
Feb. 5 Shelly Pennefather, VU
Feb. 12 Julie Callahan, Pitt
Feb. 19 Shelly Pennefather, VU

1982-83

Dec. 12 Anne Marie McNamee, STJ
Dec. 19 Peggy Walsh, UConn
Jan. 3 Sarah Gause, GU
Jan. 10 Jackie Smith, STJ
Jan. 17 Britt King, PC
Jan. 23 Ann Marie McNamee, STJ
Jan. 30 No award
Feb. 7 Britt King, PC
Feb. 15 Jackie Smith, STJ
Feb. 21 No award winner
Feb. 28 No award winner

Year-by-Year Champions

BIG EAST REGULAR SEASON AND TOURNAMENT CHAMPIONS

	Regular Season	Tournament	Tournament MOP		Regular Season	Tournament	Tournament MOP
1982-83	Providence/St. John's	St. John's	Debbie Beckford (St. John's)	1998-99	Connecticut/Rutgers	Connecticut	Shea Ralph (Connecticut)
1983-84	Pittsburgh/Villanova	St. John's	Ann Marie McNamee (St. John's)	1999-00	Connecticut	Connecticut	Tamika Williams (Connecticut)
1984-85	St. John's/Villanova	Syracuse	Janice Long (Syracuse)	2000-01	Notre Dame/Connecticut	Connecticut	Diana Taurasi (Connecticut)
1985-86	Providence	Villanova	Shelly Pennefather (Villanova)	2001-02	Connecticut	Connecticut	Asjha Jones (Connecticut)
1986-87	Villanova	Villanova	Shelly Pennefather (Villanova)	2002-03	Connecticut	Villanova	Trish Juhline (Villanova)
1987-88	Syracuse	St. John's	Sabrina Johnson (St. John's)	2003-04	Connecticut	Boston College	Jessalyn Deveny (Boston College)
1988-89	Connecticut	Connecticut	Kerry Bascom (Connecticut)	2004-05	Rutgers	Connecticut	Barbara Turner (Connecticut)
1989-90	Connecticut/Providence	Providence	Andrea Mangum (Providence)	2005-06	Rutgers	Connecticut	Ann Strother (Connecticut)
1990-91	Connecticut	Connecticut	Meghan Pattison (Connecticut)	2006-07	Connecticut	Rutgers	Matee Ajavon (Rutgers)
1991-92	Miami	Miami	Frances Savage (Miami)	2007-08	Connecticut	Connecticut	Charde Houston (Connecticut)
1992-93	Miami/Georgetown	Miami	Vicki Plowden (Miami)	2008-09	Connecticut	Connecticut	Maya Moore (Connecticut)
1993-94	Connecticut	Connecticut	Rebecca Lobo (Connecticut)	2009-10	Connecticut	Connecticut	Kalana Greene (Connecticut)
1994-95	Connecticut	Connecticut	Kara Wolters (Connecticut)	2010-11	Connecticut	Connecticut	Maya Moore (Connecticut)
1995-96	Providence/Miami/ Syracuse/Seton Hall (BE 7)	Connecticut	Kara Wolters (Connecticut)	2011-12	Notre Dame	Connecticut	Kaleena Mosqueda-Lewis (Connecticut)
	Connecticut (BE 6)			2012-13	Notre Dame	Notre Dame	Kayla McBride (Notre Dame)
1996-97	Georgetown (BE 7) Connecticut (BE 6)	Connecticut	Nykesha Sales (Connecticut)	2013-14	DePaul	DePaul	Jasmine Penny (DePaul)
1997-98	Rutgers (BE 7) Connecticut (BE 6)	Connecticut	Rita Williams (Connecticut)	2014-15	DePaul/Seton Hall	DePaul	Megan Podkova (DePaul)
				2015-16	DePaul	St. John's	Aliyah Handford (St. John's)
				2016-17	DePaul/Creighton	Marquette	Amari Wilborn (Marquette)

YEAR-BY-YEAR AWARD WINNERS

Player of the Year

2016-17	Brooke Schulte (DePaul)
2015-16	Chanise Jenkins (DePaul)
2014-15	Brittany Hrynko (DePaul)
2013-14	Marissa Janning (Creighton)
2012-13	Skylar Diggins (Notre Dame)
2011-12	Skylar Diggins (Notre Dame)
2010-11	Maya Moore (Connecticut)
2009-10	Tina Charles (Connecticut)
2008-09	Maya Moore (Connecticut)
2007-08	Maya Moore (Connecticut)
2006-07	Angel McCoughtry (Louisville)
2005-06	Cappie Pondexter (Rutgers)
2004-05	Jacqueline Batteast (Notre Dame)
2003-04	Diana Taurasi (Connecticut)
2002-03	Diana Taurasi (Connecticut)
2001-02	Sue Bird (Connecticut)
2000-01	Ruth Riley (Notre Dame)
1999-00	Shea Ralph (Connecticut)
1998-99	Svetlana Abrosimova (Connecticut)
1997-98	Nykesha Sales (Connecticut)
1996-97	Kara Wolters (Connecticut)
1995-96	Jennifer Rizzotti (Connecticut)
1994-95	Rebecca Lobo (Connecticut)
1993-94	Rebecca Lobo (Connecticut)
1992-93	Kris Witfill (Georgetown)
1991-92	Frances Savage (Miami)
1990-91	Kerry Bascom (Connecticut)
1989-90	Kerry Bascom (Connecticut)
1988-89	Kerry Bascom (Connecticut)
1987-88	Lisa Angelotti (Villanova)
1986-87	Shelly Pennefather (Villanova)
1985-86	Shelly Pennefather (Villanova)
1984-85	Shelly Pennefather (Villanova)
1983-84	Jennifer Bruce (Pittsburgh)
	Kathy Finn (Providence)
1982-83	Debbie Beckford (St. John's)

Defensive Player of the Year

2016-17	Jacqui Grant (DePaul)
	Aliyah Lewis (St. John's)
2015-16	Aliyah Handford (St. John's)
2014-15	Daisha Simmons (Seton Hall)
2013-14	Liz Stratman (Butler)
2012-13	Kelly Faris (Connecticut)
2011-12	Devereaux Peters (Notre Dame)
2010-11	Devereaux Peters (Notre Dame)
2009-10	Sarah Miles (West Virginia)
2008-09	Angel McCoughtry (Louisville)
2007-08	Essence Carson (Rutgers)
2006-07	Essence Carson (Rutgers)
2005-06	Essence Carson (Rutgers)
2004-05	Chelsea Newton (Rutgers)
2003-04	Rebekkah Brunson (Georgetown)
2002-03	Ashley Battle (Connecticut)
2001-02	Meghan Saake (Miami)
2000-01	Ruth Riley (Notre Dame)
1999-00	Ruth Riley (Notre Dame)
1998-99	Ruth Riley (Notre Dame)
1997-98	Nykesha Sales (Connecticut)
1996-97	Nykesha Sales (Connecticut)

Coach of the Year

2016-17	Doug Bruno (DePaul)
2015-16	Doug Bruno (DePaul)
2014-15	Tony Bozzella (Seton Hall)
2013-14	Doug Bruno (DePaul)
2012-13	Muffet McGraw (Notre Dame)
2011-12	Kim Barnes Arico (St. John's)
2010-11	Geno Auriemma (Connecticut)
2009-10	Geno Auriemma (Connecticut)
	Mike Carey (West Virginia)
2008-09	Geno Auriemma (Connecticut)
	Harry Perretta (Villanova)
2007-08	Geno Auriemma (Connecticut)
	Quentin Hillsman (Syracuse)
	Terri Mitchell (Marquette)
2006-07	Kim Barnes Arico (St. John's)
2005-06	C. Vivian Stringer (Rutgers)
2004-05	Mike Carey (West Virginia)
2003-04	Geno Auriemma (Connecticut)
2002-03	Geno Auriemma (Connecticut)
2001-02	Geno Auriemma (Connecticut)
2000-01	Muffet McGraw (Notre Dame)
1999-00	Geno Auriemma (Connecticut)
	Traci Waites (Pittsburgh)
1998-99	Cathy Inglesse (Boston College)
1997-98	C. Vivian Stringer (Rutgers)
1996-97	Geno Auriemma (Connecticut)
1995-96	Harry Perretta (Villanova)
1994-95	Geno Auriemma (Connecticut)
1993-94	Phyllis Mangina (Seton Hall)
1992-93	Patrick Knapp (Georgetown)
1991-92	Ferne Labati (Miami)
1990-91	Joe Mullaney, Jr. (St. John's)
1989-90	Phyllis Mangina (Seton Hall)
1988-89	Geno Auriemma (Connecticut)
1987-88	Barbara Jacobs (Syracuse)
1986-87	Harry Perretta (Villanova)
1985-86	Bob Foley (Providence)
1984-85	Margo Plotzke (Boston College)
1983-84	Judy Saurer (Pittsburgh)
1982-83	Don Perrelli (St. John's)

Sportsmanship Award

2016-17	Lauren Works (Creighton)
2015-16	Katherine Coyer (Villanova)
2014-15	Marissa Janning (Creighton)
2013-14	Eugeneia McPherson (St. John's)
2012-13	Anna Martin (DePaul)
2011-12	Deanna Ortiz (DePaul)
	Da'Shena Stevens (St. John's)
2010-11	Shelly Bellman (Cincinnati)
	Sam Quigley (DePaul)
2009-10	Maria Getty (Villanova)
2008-09	Renee Montgomery (Connecticut)
2007-08	Meg Bulger (West Virginia)
2006-07	Jenna Rubino (DePaul)
2005-06	Carolyn Kieger (Marquette)
2004-05	Jen Hilgenberg (Villanova)
2003-04	Sherri Brown (St. John's)
2002-03	Leslie Ardon (Seton Hall)
2001-02	Mimi Riley (Villanova)

Freshman (Rookie) of the Year

2016-17	Jaylyn Agnew (Creighton)
2015-16	Allazia Blockton (Marquette)
2014-15	Dorothy Adomako (Georgetown)
2013-14	Natalie Butler (Georgetown)
2012-13	Jewell Loyd (Notre Dame)
2011-12	Kaleena Mosqueda-Lewis (Connecticut)
2010-11	Bria Hartley (Connecticut)
2009-10	Sugar Rodgers (Georgetown)
2008-09	Da'Shena Stevens (St. John's)
2007-08	Maya Moore (Connecticut)
2006-07	Tina Charles (Connecticut)
2005-06	Renee Montgomery (Connecticut)
2004-05	Matee Ajavon (Rutgers)
^ 2003-04	Meg Bulger (West Virginia)
2002-03	Cappie Pondexter (Rutgers)
2001-02	Jacqueline Batteast (Notre Dame)
2000-01	Rebekkah Brunson (Georgetown)
1999-00	Alicia Ratay (Notre Dame)
1998-99	Tamika Williams (Connecticut)
1997-98	Natasha Pointer (Rutgers)
1996-97	Shea Ralph (Connecticut)
1995-96	Kimberly Smith (Georgetown)
1994-95	Nykesha Sales (Connecticut)
1993-94	Holly Porter (Boston College)
1992-93	Holly Rilinger (Miami)
	Jennifer Rizzotti (Connecticut)
1991-92	Rebecca Lobo (Connecticut)
1990-91	Jonna Huemrich (Pittsburgh)
1989-90	Sarah Behn (Boston College)
* 1988-89	Tracy Lis (Providence)
1987-88	Laura Lishness (Connecticut)
1986-87	Kris Lamb (Connecticut)
1985-86	Geraldine Saintilus (Seton Hall)
1984-85	Felisha Legette (Syracuse)
1983-84	Shelly Pennefather (Villanova)
1982-83	Ann Marie McNamee (St. John's)
^	- Rookie of the Year was changed to Freshman of the Year in 2003-04
*	- Freshman of the Year was changed to Rookie of the Year in 1988-89

Sixth-Woman Award

2016-17	Tanita Allen (DePaul)
2015-16	Adrianna Hahn (Villanova)
2014-15	Taylor Holeman (Villanova)
2013-14	Caroline Coyer (Villanova)
2012-13	Carmen Tyson-Thomas (Syracuse)
2011-12	Kaleena Mosqueda-Lewis (Connecticut)
2010-11	Taylor Pikes (DePaul)
2009-10	Laura Sweeney (Villanova)
2008-09	China Threatt (DePaul)
2007-08	Ketia Swanier (Connecticut)

Scholar-Athlete of the Year

2016-17	Brooke Schulte (DePaul)
2015-16	Megan Podkova (DePaul)
2014-15	Brittany Hrynko (DePaul)
2013-14	Katherine Plouffe (Marquette)
2012-13	Anna Martin (DePaul)
2011-12	Da'Shena Stevens (St. John's)
2010-11	Maya Moore (Connecticut)
2009-10	Maya Moore (Connecticut)
2008-09	Jill Stephens (Cincinnati)
2007-08	Allie Quigley (DePaul)
2006-07	Jenna Rubino (DePaul)
2005-06	Megan Duffy (Notre Dame)
2004-05	Ashley Bush (Seton Hall)
2003-04	Courtney Mix (Villanova)
2002-03	Alicia Ratay (Notre Dame)
2001-02	Nicole Conway (Boston College)
2000-01	Ruth Riley (Notre Dame)
1999-00	Cal Bouchard (Boston College)
1998-99	Rebecca Sturbridge (West Virginia)
1997-98	Raquel Nurse (Syracuse)
1996-97	Kristyn Cool (Syracuse)
1995-96	Jennifer Rizzotti (Connecticut)
1994-95	Rebecca Lobo (Connecticut)
1993-94	Rebecca Lobo (Connecticut)
1992-93	Erin Kenneally (Syracuse)
1991-92	Wendy Davis (Connecticut)
1990-91	Carla Wenger (Boston College)
1989-90	Angela Alson (Syracuse)
1988-89	Geraldine Saintilus (Seton Hall)
1987-88	Vera Jones (Syracuse)
1986-87	Kathy Sweet (Boston College)
1985-86	Joan Powers (Providence)

Most Improved Award

2016-17	Brooke Schulte (DePaul)
	Brianna Rollerson (Creighton)
2015-16	McKayla Yentz (Marquette)
2014-15	Alexis Akin-Otiko (Creighton)
2013-14	Tabatha Richardson-Smith (Seton Hall)
2012-13	Kelly Faris (Connecticut)
	Brittany Hrynko (DePaul)
	Jasmine Wynne (USF)
2011-12	Natalie Novosel (Notre Dame)
2010-11	Monique Reid (Louisville)
2009-10	Laura Kurz (Villanova)
2008-09	Sarah Miles (West Virginia)
	Epiphanny Prince (Rutgers)
2007-08	Shavonte Zellous (Pittsburgh)
2006-07	Mel Thomas (Connecticut)
2005-06	Michelle Campbell (Rutgers)
2004-05	Megan Duffy (Notre Dame)
2003-04	Jessalyn Deveny (Boston College)
2002-03	Ieva Kublina (Virginia Tech)
2001-02	Kelley Siemon (Notre Dame)
2000-01	Jamie Courmoyer (Boston College)
1999-00	Alissa Murphy (Boston College)
1998-99	Jenny Higgins (Villanova)
1997-98	Kym Hope (Miami)
1996-97	

All-Time All-Conference

AWARD WINNERS

2016-17

First Team: Allazia Blockton (MU), Audrey Faber (CU), Jacqui Grant (DPU), Brooke Schulte (DPU), Jade Walker (SJU)
Second Team: Erika Davenport (MU), Adrianna Hahn (VU), Marissa Janning (CU), Tori Schickel (BU), Dionna White (GU)
Honorable Mention: Dorothy Adomako (GU), Raeshawn Gaffney (XU), Natisha Hiedeman (MU), Aalyah Lewis (SJU), Alex Louin (VU), Yoyo Nogic (PC)
All-Freshman Team: Jalyn Agnew (CU), Kelly Campbell (DPU), Kaela Hilaire (SHU), Alisha Kebbe (SJU), Sydney Shelton (BU)
Coach of the Year: Doug Bruno (DPU)
Player of the Year: Brooke Schulte (DPU)
Defensive Player of the Year: Aalyah Lewis (STJ), Jacqui Grant (DPU)
Sixth-Woman Award: Tanita Allen (DPU)
Most Improved: Brooke Schulte (DPU), Brianna Rollerson (CU)
Freshman of the Year: Jaylyn Agnew (CU)
Sportsmanship Award: Lauren Works (CU)
Scholar-Athlete of the Year: Brooke Schulte (DPU)

2015-16

First Team: Caroline Coyer (Villanova), Danaejah Grant (St. John's), Aliyyah Handford (St. John's), Chanise Jenkins (DePaul), Tabatha Richardson-Smith (Seton Hall)
Second Team: Dorothy Adomako (Georgetown), Allazia Blockton (Marquette), Jessica January (DePaul), Megan Podkowa (DePaul), Dionna White (Georgetown)
Honorable Mention: Audrey Faber (Creighton), Briana Glover (Xavier), Alex Louin (Villanova), Aleesha Powell (Seton Hall), Shakena Richardson (Seton Hall)
All-Freshman Team: Allazia Blockton (Marquette), Audrey Faber (Creighton), Adrianna Hahn (Villanova), Natisha Hiedeman (Marquette), Dionna White (Georgetown)
Coach of the Year: Doug Bruno (DePaul)
Player of the Year: Chanise Jenkins (DePaul)
Defensive Player of the Year: Aliyyah Handford (St. John's)
Sixth-Woman Award: Adrianna Hahn (Villanova)
Most Improved: McKayla Yentz (Marquette)
Freshman of the Year: Allazia Blockton (Marquette)
Sportsmanship Award: Katherine Coyer (Villanova)
Scholar-Athlete of the Year: Megan Podkowa (DePaul)

2014-15

First Team: Caroline Coyer (Villanova), Aliyyah Handford (St. John's), Brittany Hrynko (DePaul), Marissa Janning (Creighton), Daisha Simmons (Seton Hall), Ka-Deidre Simmons (Seton Hall), Ijeoma Uchendu (Butler)
Second Team: Alexis Akin-Otiko (Creighton), Danaejah Grant (St. John's), Chanise Jenkins (DePaul), Emily Leer (Villanova), Arlesia Morse (Marquette), Megan Podkowa (DePaul), Tabatha Richardson-Smith (Seton Hall)
Honorable Mention: Dorothy Adomako (Georgetown), Loryn Goodwin (Butler), Jessica January (DePaul), Amber Thompson (St. John's)
All-Freshman Team: Dorothy Adomako (Georgetown), Kenisha Bell (Marquette), Sydney Buck (Butler), Tia Elbert (Marquette), Mart'e Grays (DePaul), Sydney Lamberty (Creighton), Alex Louin (Villanova)
Coach of the Year: Tony Bozzella (Seton Hall)
Player of the Year: Brittany Hrynko (DePaul)
Defensive Player of the Year: Daisha Simmons (Seton Hall)
Sixth-Man Award: Taylor Holeman (Villanova)
Most Improved: Alexis Akin-Otiko (Creighton)
Freshman of the Year: Dorothy Adomako (Georgetown)
Sportsmanship Award: Marissa Janning (Creighton)
Scholar-Athlete of the Year: Brittany Hrynko (DePaul)

2013-14

First Team: Marissa Janning (Creighton), Brittany Hrynko (DePaul), Jasmine Penny (DePaul), Katherine Plouffe (Marquette), Aliyyah Handford (St. John's), Ka-Deidre Simmons (Seton Hall), Devon Kane (Villanova)
Second Team: Daress McClung (Butler), McKenzie Fujan (Creighton), Sarah Nelson (Creighton), Natalie Butler (Georgetown), Andrea White (Georgetown), Alexis Harris (Providence), Tabatha Richardson-Smith (Seton Hall)
Honorable Mention: Megan Rogowski (DePaul), Liz Stratman (Butler), Amber Thompson (St. John's)
All-Freshman Team: Jessica January (DePaul), Natalie Butler (Georgetown), Faith Woodard (Georgetown), Sarah Beal (Providence), Jade Walker (St. John's), Sidney Cook (Seton Hall), Maddison Blackwell (Xavier)
Coach of the Year: Doug Bruno (DePaul)
Player of the Year: Marissa Janning (Creighton)
Defensive Player of the Year: Liz Stratman (Butler)
Sixth-Man Award: Caroline Coyer (Villanova)
Most Improved: Tabatha Richardson-Smith (Seton Hall)
Freshman of the Year: Natalie Butler (Georgetown)
Sportsmanship Award: Eugeneja McPherson (St. John's)
Scholar-Athlete of the Year: Katherine Plouffe (Marquette)

2012-13

First Team: Stefanie Dolson (UConn), Kaleena Mosqueda-Lewis (UConn), Brittany Hrynko (DPU), Sugar Rodgers (GU), Shoni Schimmel (UofL), Natalie Achonwa (ND), Skylar Diggins (ND), Kayla McBride (ND), Nadirah McKenith (STJ), Shenneika Smith (STJ), Andrea Smith (USF), Kayla Alexander (SU)
Second Team: Dayeesha Hollins (UC), Kelly Farris (UConn), Katherine Harry (DPU), Anna Martin (DPU), Antonita Slaughter (UofL), Katherine Plouffe (MU), Symone Roberts (PC), Brittany Morris (SHU), Andrell Smith (USF), Laura Sweeney (VU)
Honorable Mention: Bria Hartley (UConn), Breanna Stewart (UConn), Jewell Loyd (ND), Brianna Kiesel (Pitt), Erica Wheeler (RU)
All-Freshman Team: Moriah Jefferson (UConn), Breanna Stewart (UConn), Chanise Jenkins (DPU), Brooklyn Pumroy (MU), Jewell Loyd (ND), Aliyyah Handford (STJ), Kahleah Copper (RU), Brianna Butler (SU), Brittney Sykes (SU), Alisha Jenkins (USF)
Coach of the Year - Muffet McGraw (ND)
Player of the Year - Skylar Diggins (ND)
Defensive Player of the Year - Kelly Farris (UConn)
Sixth-Man Award - Carmen Tyson-Thomas (SU)
Most Improved - Kelly Farris (UConn), Brittany Hrynko (DPU)
Freshman of the Year - Jewell Loyd (ND)
Sportsmanship Award - Anna Martin (DPU)
Scholar-Athlete of the Year - Anna Martin (DPU)

2011-12

First Team: Bria Hartley (Connecticut), Tiffany Hayes (Connecticut), Anna Martin (DePaul), Sugar Rodgers (Georgetown), Shoni Schimmel (Louisville), Skylar Diggins (Notre Dame), Natalie Novose (Notre Dame), Devereaux Peters (Notre Dame), Khadijah Rushdan (Rutgers), Shenneika Smith (St. John's), Asya Bussie (West Virginia)
Second Team: Dayeesha Hollins (Cincinnati), Kaleena Mosqueda-Lewis (Connecticut), April Sykes (Rutgers), Nadirah McKenith (St. John's), Da'Shena Stevens (St. John's), Jasmine Crew (Seton Hall), Jasmine Wynne (USF), Kayla Alexander (Syracuse), Iasia Hemingway (Syracuse), Laura Sweeney (Villanova)
Honorable Mention: Stefanie Dolson (Connecticut), Katherine Harry (DePaul), Tia Magee (Georgetown), Katherine Plouffe (Marquette), Monique Oliver (Rutgers), Christal Caldwell (West Virginia)
All-Freshman Team: Kaleena Mosqueda-Lewis (Connecticut), Kiah Stokes (Connecticut), Brittany Hrynko (DePaul), Bria Smith (Louisville), Arlesia Morse (Marquette), Brianna Kiesel (Pittsburgh), Betnijah Laney (Rutgers), Amber Thompson (St. John's), Lauren Burford (Villanova), Linda Stepney (West Virginia)
Coach of the Year - Kim Barnes Arico (St. John's)
Player of the Year - Skylar Diggins (Notre Dame)
Defensive Player of the Year - Devereaux Peters (Notre Dame)
Sixth-Man Award - Kaleena Mosqueda-Lewis (Connecticut)
Most Improved - Jasmine Wynne (USF)
Freshman of the Year - Kaleena Mosqueda-Lewis (Connecticut)
Sportsmanship Award - Deanna Ortiz (DePaul), Da'Shena Stevens (St. John's)
Scholar-Athlete of the Year - Da'Shena Stevens (St. John's)
2010-11
First Team: Tiffany Hayes (Connecticut), Maya Moore (Connecticut), Keisha Hampton (DePaul), Sugar Rodgers (Georgetown), Monique Reid (Louisville), Angel Robinson (Marquette), Skylar Diggins (Notre Dame), Natalie Novosel (Notre Dame), Devereaux Peters (Notre Dame), Kayla Alexander (Syracuse), Liz Repella (West Virginia)
Second Team: Bria Hartley (Connecticut), Sam Quigley (DePaul), Tatiyana McMorris (Marquette), Taneisha Harrison (Pittsburgh), Monique Oliver (Rutgers), Khadijah Rushdan (Rutgers), April Sykes (Rutgers), Shenneika Smith (St. John's), Da'Shena Stevens (St. John's), Andrea Smith (USF), Madina Ali (West Virginia)
Honorable Mention: Kelly Farris (Connecticut), Felicia Chester (DePaul), Monica McNutt (Georgetown), Shoni Schimmel (Louisville), Chelsea Cole (Pittsburgh), Iasia Hemingway (Syracuse)
All-Freshman Team: Kayla Cook (Cincinnati), Jeanise Randolph (Cincinnati), Stefanie Dolson (Connecticut), Bria Hartley (Connecticut), Shoni Schimmel (Louisville), Sherrone Vails (Louisville), Katherine Plouffe (Marquette), Natalie Achonwa (Notre Dame), Lauren Okafor (Providence), Ka-Deidre Simmons (Seton Hall)
Coach of the Year - Geno Auriemma (Connecticut)
Player of the Year - Maya Moore (Connecticut)
Defensive Player of the Year - Devereaux Peters (Notre Dame)
Sixth-Man Award - Taylor Pikes (DePaul)
Most Improved - Natalie Novosel (Notre Dame)
Freshman of the Year - Bria Hartley (Connecticut)
Sportsmanship Award - Shelly Bellman (Cincinnati), Sam Quigley (DePaul)
Scholar-Athlete of the Year - Maya Moore (Connecticut)

All-Time All-Conference

AWARD WINNERS

2009-10

First Team: Tina Charles (Connecticut), Kalana Greene (Connecticut), Jessica Lawson (USF), Chelsea Marandola (Providence), Nicole Michael (Syracuse), Maya Moore (Connecticut), Monique Reid (Louisville), Liz Repella (West Virginia), Sugar Rodgers (Georgetown), Lindsay Schrader (Notre Dame), Da'Shena Stevens (St. John's).

Second Team: Ashley Barlow (Notre Dame), Skylar Diggins (Notre Dame), Keisha Hampton (DePaul), Tiffany Hayes (Connecticut), Monica McNutt (Georgetown), Sarah Miles (West Virginia), Sam Quigley (DePaul), Brittany Ray (Rutgers), Angel Robinson (Marquette), Kahla Roudebush (Cincinnati).

Honorable Mention: Korinne Campbell (West Virginia), Chelsea Cole (DePaul), Maria Getty (Villanova), Jania Sims (Pittsburgh).

All-Freshman Team: Kayla Alexander (Syracuse), Asya Bussie (West Virginia), Skylar Diggins (Notre Dame), Kelly Faris (Connecticut), Katherine Harry (DePaul), Nadirah McKeith (St. John's), Sugar Rodgers (Georgetown), KaNeisha Saunders (USF), Sarina Simmons (Marquette), Shenneika Smith (St. John's), Laura Sweeney (Villanova), Carmen Tyson-Thomas (Syracuse).

Co-Coaches of the Year - Geno Auriemma (Connecticut) and Mike Carey (West Virginia)

Player of the Year - Tina Charles (Connecticut)

Defensive Player of the Year - Sarah Miles (West Virginia)

Sixth-Man Award - Laura Sweeney (Villanova)

Most Improved - Monique Reid (Louisville)

Freshman of the Year - Sugar Rodgers (Georgetown)

Sportsmanship Award - Maria Getty (Villanova)

Scholar-Athlete of the Year - Maya Moore (Connecticut)

2008-09

First Team: Candyce Bingham (Louisville), Tina Charles (Connecticut), Shantia Grace (USF), Chandra Jones (Syracuse), Laura Kurz (Villanova), Angel McCoughtry (Louisville), Renee Montgomery (Connecticut), Maya Moore (Connecticut), Epiphany Prince (Rutgers), Lindsay Schrader (Notre Dame), Shavonte Zellous (Pittsburgh).

Second Team: Ashley Barlow (Notre Dame), Takisha Granberry (West Virginia), Monique McLean (St. John's), Deirdre Naughton (DePaul), Liz Repella (West Virginia), Angel Robinson (Marquette), Kahla Roudebush (Cincinnati), Xenia Stewart (Pittsburgh), Natasha Williams (DePaul), Noteisha Womack (Seton Hall).

Honorable Mention: Krystal Ellis (Marquette), Karee Houlette (Georgetown), Nicole Michael (Syracuse), Kia Vaughn (Rutgers).

All-Freshman Team: Kandice Green (Seton Hall), Keisha Hampton (DePaul), Tiffany Hayes (Connecticut), Natalie Novosel (Notre Dame), Jessica Pachko (Marquette), Monique Reid (Louisville), Shanasa Sanders (Cincinnati), Erica Solomon (Notre Dame), Da'Shena Stevens (St. John's), Shawnee Wilson (Pittsburgh).

Co-Coaches of the Year - Geno Auriemma (Connecticut) and Harry Perretta (Villanova)

Player of the Year - Maya Moore (Connecticut)

Defensive Player of the Year - Angel McCoughtry (Louisville)

Sixth-Man Award - China Threatt (DePaul)

Co-Most Improved - Laura Kurz (Villanova) and Sarah Miles (West Virginia)

Freshman of the Year - Da'Shena Stevens (St. John's)

Sportsmanship Award - Renee Montgomery (Connecticut)

Scholar-Athlete of the Year - Jill Stephens (Cincinnati)

2007-08

First Team: Matee Ajavon (Rutgers), Charel Allen (Notre Dame), Tina Charles (Connecticut), Krystal Ellis (Marquette), Angel McCoughtry (Louisville), Renee Montgomery (Connecticut), Maya Moore (Connecticut), Epiphany Prince (Rutgers), Allie Quigley (DePaul), Olayinka Sanni (West Virginia), Shavonte Zellous (Pittsburgh).

Second Team: Candyce Bingham (Louisville), Meg Bulger (West Virginia), Essence Carson (Rutgers), Shantia Grace (USF), Chandra Jones (Syracuse), Laura Kurz (Villanova), LaQuita Owens (West Virginia), Kia Vaughn (Rutgers), Mercedes Walker (Pittsburgh), Kia Wright (St. John's).

Honorable Mention: Ashley Barlow (Notre Dame), Kieraah Marlow (Georgetown), Nicole Michael (Syracuse), Deirdre Naughton (DePaul), Lindsay Schrader (Notre Dame), Ketia Swanier (Connecticut).

All-Freshman Team: Chelsea Cole (Pittsburgh), Lorin Dixon (Connecticut), Mi-Khida Hankins (Providence), Tasha Harris (Syracuse), Taneisha Harrison (Pittsburgh), Sky Lindsay (St. John's), Brittany Mallory (Notre Dame), Maya Moore (Connecticut), Erica Morrow (Syracuse), Devereaux Peters (Notre Dame), Angel Robinson (Marquette), Ebonie Williams (Seton Hall).

Co-Coaches of the Year - Geno Auriemma (Connecticut) and Quentin Hillsman (Syracuse)

Player of the Year - Maya Moore (Connecticut)

Defensive Player of the Year - Essence Carson (Rutgers)

Sixth-Man Award - Ketia Swanier (Connecticut)

Most Improved - Epiphany Prince (Rutgers)

Freshman of the Year - Maya Moore (Connecticut)

Sportsmanship Award - Meg Bulger (West Virginia)

Scholar-Athlete of the Year - Allie Quigley (DePaul)

2006-07

First Team: Charel Allen (Notre Dame), Essence Carson (Rutgers), Jessica Dickson (USF), Krystal Ellis (Marquette), Angel McCoughtry (Louisville), Renee Montgomery (Connecticut), Christina Quaye (Marquette), Olayinka Sanni (West Virginia), Kia Vaughn (Rutgers), Mercedes Walker (Pittsburgh), Shavonte Zellous (Pittsburgh).

Second Team: Matee Ajavon (Rutgers), Tina Charles (Connecticut), Shantia Grace (USF), Kalana Greene (Connecticut), Charde Houston (Connecticut), Chelsea Marandola (Providence), Kieraah Marlow (Georgetown), LaQuita Owens (West Virginia), Allie Quigley (DePaul), Kia Wright (St. John's).

Honorable Mention: Chakhia Cole (West Virginia), Jazz Covington (Louisville), Monique McLean (St. John's), Nicole Michael (Syracuse), Elizbieta Mukosiej (Seton Hall), Caprice Smith (DePaul).

All-Freshman Team: Ashley Barlow (Notre Dame), Tina Charles (Connecticut), Kendria Holmes (Providence), Carla Jacobs (Cincinnati), Melissa Lechlitrer (Notre Dame), Kaili McLaren (Connecticut), Nicole Michael (Syracuse), Epiphany Prince (Rutgers), Brittany Ray (Rutgers), Jania Sims (Pittsburgh), Erica Williamson (Notre Dame).

Coach of the Year - Terri Mitchell (Marquette)

Player of the Year - Angel McCoughtry (Louisville)

Defensive Player of the Year - Essence Carson (Rutgers)

Most Improved - Shavonte Zellous (Pittsburgh)

Freshman of the Year - Tina Charles (Connecticut)

Sportsmanship Award - Jenna Rubino (DePaul)

Scholar-Athlete of the Year - Jenna Rubino (DePaul)

2005-06

First Team: Matee Ajavon (Rutgers), Angela Clark (St. John's), Jazz Covington (Louisville), Jessica Dickson (USF), Megan Duffy (Notre Dame), Cappie Pondexter (Rutgers), Khara Smith (DePaul), Ann Strother (Connecticut), Liad Suez-Kami (Villanova), Mercedes Walker (Pittsburgh), Kia Wright (St. John's).

Second Team: Meg Bulger (West Virginia), Essence Carson (Rutgers), Treasure Humphries (Cincinnati), Carolyn Kieger (Marquette), Kieraah Marlow (Georgetown), Christina Quaye (Marquette), Allie Quigley (DePaul), Jenna Rubino (DePaul), Vaida Sipaviciute (Syracuse), Barbara Turner (Connecticut), Mallorie Winn (Pittsburgh).

Honorable Mention: Monique Blake (Seton Hall), Charde Houston (Connecticut), Mel Thomas (Connecticut).

All-Freshman Team: Shelly Bellman (Cincinnati), Krystal Ellis (Marquette), Chelsea Marandola (Providence), Angel McCoughtry (Louisville), Renee Montgomery (Connecticut).

Coach of the Year - Kim Barnes Arico (St. John's)

Player of the Year - Cappie Pondexter (Rutgers)

Defensive Player of the Year - Essence Carson (Rutgers)

Most Improved - Mel Thomas (Connecticut)

Freshman of the Year - Renee Montgomery (Connecticut)

Sportsmanship Award - Carolyn Kieger (Marquette)

Scholar-Athlete of the Year - Megan Duffy (Notre Dame)

2004-05

First Team: Meg Bulger (West Virginia), Jacqueline Batteast (Notre Dame), Jessalyn Deveny (Boston College), Megan Duffy (Notre Dame), Cappie Pondexter (Rutgers), Ann Strother (Connecticut).

Second Team: Jackie Adamshick (Villanova), Matee Ajavon (Rutgers), Yolanda Paige (West Virginia), Liad Suez (Villanova), Kia Wright (St. John's).

Third Team: Ashley Bush (Seton Hall), Michelle Campbell (Rutgers), Clare Drosch (Boston College), Charde Houston (Connecticut), Chelsea Newton (Rutgers).

Honorable Mention: Jessica Moore (Connecticut), Barbara Turner (Connecticut), Mercedes Walker (Pittsburgh)

All-Freshman Team: Matee Ajavon (Rutgers), Charel Allen (Notre Dame), Charde Houston (Connecticut), Kieraah Marlow (Georgetown), Mercedes Walker (Pittsburgh).

Coach of the Year: C. Vivian Stringer (Rutgers)

Player of the Year: Jacqueline Batteast (Notre Dame)

Defensive Player of the Year: Chelsea Newton (Rutgers)

Most Improved: Michelle Campbell (Rutgers)

Freshman of the Year: Matee Ajavon (Rutgers)

Sportsmanship Award: Jen Hilgenberg (Villanova)

Scholar-Athlete of the Year - Ashley Bush (Seton Hall)

2003-04

First Team: Jacqueline Batteast (Notre Dame), Rebekkah Brunson (Georgetown), Jessalyn Deveny (Boston College), Tamara James (Miami), Cappie Pondexter (Rutgers), Diana Taurasi (Connecticut).

Second Team: Kate Bulger (West Virginia), Amber Jacobs (Boston College), Ieva Kublina (Virginia Tech), Courtney Mix (Villanova), Barbara Turner (Connecticut).

Third Team: Chanivra Broussard (Miami), Julie McBride (Syracuse), Yolanda Paige (West Virginia), Ann Strother (Connecticut), Liad Suez (Villanova).

Honorable Mention: Megan Duffy (Notre Dame), Latoya Kincaid (Pittsburgh), Yolanda McCormick (Miami).

All-Freshman Team: Monique Blake (Seton Hall), Meg Bulger (West Virginia), Angie Clark (St. John's), Lauren Kohn (Syracuse), Heta Korpiavaara (Seton Hall), Liz Sherwood (Connecticut).

Coach of the Year: Mike Carey (West Virginia)

Player of the Year: Diana Taurasi (Connecticut)

Defensive Player of the Year: Rebekkah Brunson (Georgetown)

Most Improved: Megan Duffy (Notre Dame)

Freshman of the Year: Meg Bulger (West Virginia)

Sportsmanship Award: Sherri Brown (St. John's)

Scholar-Athlete of the Year - Courtney Mix (Villanova)

All-Time All-Conference

AWARD WINNERS

2002-03

First Team: Rebekkah Brunson (Georgetown), Becky Gottstein (Boston College), Trish Juhline (Villanova), Ieva Kublina (Virginia Tech), Cappie Pondexter (Rutgers), Diana Taurasi (Connecticut).

Second Team: Jacqueline Batteast (Notre Dame), Katie Davis (Villanova), Jessalyn Deveny (Boston College), Tamara James (Miami), Julie McBride (Syracuse).

Third Team: Kate Bulger (West Virginia), Mauri Horton (Rutgers), Shannon Perry (Syracuse), Laine Selwyn (Pittsburgh), Ann Strother (Connecticut).

Honorable Mention: Amber Jacobs (Boston College), Courtney Mix (Villanova), Alicia Ratay (Notre Dame), Brianne Stepherson (Boston College).

All-Rookie: Tamara James (Miami), Courtney LaVere (Notre Dame), Carrie Mason (Virginia Tech), Cappie Pondexter (Rutgers), Ann Strother (Connecticut), Barbara Turner (Connecticut).

Coach of the Year: Geno Auriemma (Connecticut)

Player of the Year: Diana Taurasi (Connecticut)

Defensive Player of the Year: Ashley Battle (Connecticut)

Most Improved: Jessalyn Deveny (Boston College)

Rookie of the Year: Cappie Pondexter (Rutgers)

Sportsmanship Award: Leslie Ardon (Seton Hall)

Scholar-Athlete of the Year - Alicia Ratay (Notre Dame)

2001-02

First Team: Sue Bird (Connecticut), Swin Cash (Connecticut), Asjha Jones (Connecticut), Trish Juhline (Villanova), Alicia Ratay (Notre Dame), Diana Taurasi (Connecticut).

Second Team: Jacqueline Batteast (Notre Dame), Chanivia Broussard (Miami), Kate Bulger (West Virginia), Ieva Kublina (Virginia Tech), Brianne Stepherson (Boston College).

Third Team: Davalyn Cunningham (Rutgers), Sarah Hicks (Virginia Tech), Jaime James (Syracuse), Julie McBride (Syracuse), Tamika Williams (Connecticut).

Honorable Mention: Rebekkah Brunson (Georgetown), Nicole Conway (Boston College), Mimi Riley (Villanova), Meghan Saake (Miami), Laine Selwyn (Pittsburgh).

All-Rookie Team: Jacqueline Batteast (Notre Dame), Clare Drosch (Boston College), Mary Lisicky (Georgetown), Yolanda Paige (West Virginia), Jessica Simmonds (Providence), Sherel Sowho (West Virginia).

Coach of the Year: Geno Auriemma (Connecticut)

Player of the Year: Sue Bird (Connecticut)

Defensive Player of the Year: Meghan Saake (Miami)

Most Improved Player: Ieva Kublina (Virginia Tech)

Rookie of the Year: Jacqueline Batteast (Notre Dame)

Sportsmanship Award: Mimi Riley (Villanova)

Scholar-Athlete of the Year - Nicole Conway (Boston College)

2000-01

First Team: Svetlana Abrosimova (Connecticut), Sue Bird (Connecticut), Niele Ivey (Notre Dame), Ruth Riley (Notre Dame), Tasha Pointer (Rutgers).

Second Team: Swin Cash (Connecticut), Becky Gottstein (Boston College), Shea Ralph (Connecticut), Katie Smrcka-Duffy (Georgetown), Tere Williams (Virginia Tech).

Third Team: Brandi Barnes (Villanova), Arminda Moreno (Seton Hall), Alicia Ratay (Notre Dame), Beth Record (Syracuse), Tammy Sutton-Brown (Rutgers).

Honorable Mention: Davalyn Cunningham (Rutgers), Trish Juhline (Villanova), Kelley Siemon (Notre Dame).

All-Rookie Team: Chanivia Broussard (Miami), Rebekkah Brunson (Georgetown), Kate Bulger (West Virginia), Amber Jacobs (Boston College), Diana Taurasi (Connecticut).

Coach of the Year: Muffet McGraw (Notre Dame)

Player of the Year: Ruth Riley (Notre Dame)

Defensive Player of the Year: Ruth Riley (Notre Dame)

Most Improved Player: Kelley Siemon (Notre Dame)

Rookie of the Year: Rebekkah Brunson (Georgetown)

Scholar-Athlete of the Year - Ruth Riley (Notre Dame)

1999-00

First Team: Svetlana Abrosimova (Connecticut), Cal Bouchard (Boston College), Shea Ralph (Connecticut), Ruth Riley (Notre Dame), Shawnetta Stewart (Rutgers).

Second Team: Sue Bird (Connecticut), Niele Ivey (Notre Dame), Tasha Pointer (Rutgers), Jenea Skeeters (Villanova), Katie Smrcka-Duffy (Georgetown).

Third Team: Swin Cash (Connecticut), Jamie Courmoyer (Boston College), Alissa Murphy (Boston College), Beth Record (Syracuse), Tamika Williams (Connecticut).

All-Rookie Team: Trish Juhline (Villanova), Kennitra Johnson (Connecticut), Shannon Perry (Syracuse), Alicia Ratay (Notre Dame), Mandy Wittenmyer (Pittsburgh).

Coach of the Year: Geno Auriemma (Connecticut), Traci Waites (Pittsburgh)

Player of the Year: Shea Ralph (Connecticut)

Defensive Player of the Year: Ruth Riley (Notre Dame)

Most Improved Player: Jamie Courmoyer (Boston College)

Rookie of the Year: Alicia Ratay (Notre Dame)

Scholar-Athlete of the Year - Cal Bouchard (Boston College)

1998-99

First Team: Svetlana Abrosimova (Connecticut), Kym Hope (Miami), Tasha Pointer (Rutgers), Ruth Riley (Notre Dame), Shawnetta Stewart (Rutgers).

Second Team: Katie Smrcka-Duffy (Georgetown), Sheila McMillen (Notre Dame), Alissa Murphy (Boston College), Shea Ralph (Connecticut), Tomora Young (Rutgers).

Third Team: Ebony Dickinson (St. John's), Niele Ivey (Notre Dame), Jennifer Jordan (Miami), Paula Moore (Syracuse), Tammy Sutton-Brown (Rutgers).

All-Rookie Team: Becky Gottstein (Boston College), Jaime James (Syracuse), Asjha Jones (Connecticut), Brianne Stepherson (Boston College), Tamika Williams (Connecticut).

Coach of the Year: Cathy Inglese (Boston College)

Player of the Year: Svetlana Abrosimova (Connecticut)

Defensive Player of the Year: Ruth Riley (Notre Dame)

Most Improved Player: Alissa Murphy (Boston College)

Rookie of the Year: Tamika Williams (Connecticut)

Scholar-Athlete of the Year - Rebecca Sturbridge (West Virginia)

1997-98

First Team: Cal Bouchard (Boston College), Octavia Blue (Miami), Kym Hope (Miami), Nykesha Sales (Connecticut), Tomora Young (Rutgers).

Second Team: Svetlana Abrosimova (Connecticut), Teakya Barnes (Syracuse), Jenn Beisel (Villanova), Danielle Golay (Seton Hall), Natasha Pointer (Rutgers), Rita Williams (Connecticut).

Third Team: Jenny Higgins (Villanova), Mollie Peirick (Notre Dame), Paige Sauer (Connecticut), Whitney Steele (Boston College), Sylita Thomas (Georgetown).

All-Rookie Team: Svetlana Abrosimova (Connecticut), Jen Gombotz (Providence), Linda Miles (Rutgers), Natasha Pointer (Rutgers), Ruth Riley (Notre Dame).

Coach of the Year: C. Vivian Stringer (Rutgers)

Player of the Year: Nykesha Sales (Connecticut)

Defensive Player of the Year: Nykesha Sales (Connecticut)

Most Improved Player: Jenny Higgins (Villanova)

Rookie of the Year: Natasha Pointer (Rutgers)

Scholar-Athlete of the Year - Raquel Nurse (Syracuse)

1996-97

First Team: Katryna Gaither (Notre Dame), Holly Porter (Boston College), Kara Wolters (Connecticut), Beth Morgan (Notre Dame), Nykesha Sales (Connecticut).

Second Team: Ebiho Ahonkhai (Georgetown), Nadine Malcolm (Providence), Dana Wynne (Seton Hall), Talisha Hargis (West Virginia), Carla Berube (Connecticut).

Third Team: Octavia Blue (Miami), Desma Thomas (Miami), Maria Tchobanova (West Virginia), Kerri Chatten (Providence), Tomora Young (Rutgers).

All-Rookie Team: Cal Bouchard (Boston College), Usha Gilmore (Rutgers), Paula Moore (Syracuse), Shea Ralph (Connecticut), Jenea Skeeters (Villanova).

Coach of the Year: Geno Auriemma (Connecticut)

Player of the Year: Kara Wolters (Connecticut)

Defensive Player of the Year: Nykesha Sales (Connecticut)

Most Improved Player: Kym Hope (Miami)

Rookie of the Year: Shea Ralph (Connecticut)

Scholar-Athlete of the Year - Kristyn Cool (Syracuse)

1995-96

First Team: Jennifer Rizzotti (Connecticut), Beth Morgan (Notre Dame), Kara Wolters (Connecticut), Katryna Gaither (Notre Dame), Dana Wynne (Seton Hall).

Second Team: Nadine Malcolm (Providence), Denise Dillon (Villanova), Holly Porter (Boston College), Susan Glenning (Villanova), Nykesha Sales (Connecticut).

Third Team: Octavia Blue (Miami), Ebiho Ahonkhai (Georgetown), Kristen McCory (Syracuse), Talisha Hargis (West Virginia), Liz Hanson (Rutgers).

All-Rookie Team: Sylita Thomas (Georgetown), Danielle Golay (Seton Hall), Susan Blausler (Rutgers), Kimberly Smith (Georgetown), Amanda West (Boston College).

Coach of the Year: Harry Perretta (Villanova)

Player of the Year: Jennifer Rizzotti (Connecticut)

Rookie of the Year: Kimberly Smith (Georgetown)

Scholar-Athlete of the Year - Jennifer Rizzotti (Connecticut)

1994-95

First Team: Rebecca Lobo (Connecticut), Dana Wynne (Seton Hall), Denise Dillon (Villanova), Jennifer Rizzotti (Connecticut), Tawana Jackson (St. John's).

Second Team: Dawn Johnson (Seton Hall), Jamelle Elliott (Connecticut), Kara Wolters (Connecticut), Carol Morton (Pittsburgh), Michele Thornton (Villanova).

Third Team: Holly Porter (Boston College), Jenine Joyce (Pittsburgh), Kristen McCory (Syracuse), Colleen Hanrahan (Georgetown), Kristyn Cook (Syracuse).

All-Rookie Team: Nykesha Sales (Connecticut), Kerri Chatten (Providence), Octavia Blue (Miami), Latia Howard (Pittsburgh), Sandy Mitchell (Seton Hall), Raquel Nurse (Syracuse).

Coach of the Year: Geno Auriemma (Connecticut)

Player of the Year: Rebecca Lobo (Connecticut)

Rookie of the Year: Nykesha Sales (Connecticut)

Scholar-Athlete of the Year - Rebecca Lobo (Connecticut)

All-Time All-Conference AWARD WINNERS

1993-94

First Team: Rebecca Lobo (Connecticut), Stefanie Goetsche (Providence), Jonna Huemrich (Pittsburgh), Jodi Brooks (Seton Hall), Kerry Curran (Boston College).

Second Team: Denise Dillon (Villanova), Pam Odum (St. John's), Jamelle Elliott (Connecticut), Nadira Ricks (Georgetown), Jennifer Rizzotti (Connecticut).

Third Team: Holly Porter (Boston College), Desma Thomas (Miami), Dawn Johnson (Seton Hall), Shamona Marable (Seton Hall), Jill Colabrese (Pittsburgh), Lucie Fontanella (Providence).

All-Rookie Team: Holly Porter (Boston College), Carla Berube (Connecticut), Kara Wolters (Connecticut), Dana Wynne (Seton Hall), Mandy Saunders (Providence).

Coach of the Year: Phyllis Mangina (Seton Hall)

Player of the Year: Rebecca Lobo (Connecticut)

Rookie of the Year: Holly Porter (Boston College)

Scholar-Athlete of the Year – Rebecca Lobo (Connecticut)

1992-93

First Team: Sarah Behn (Boston College), Kris Witfill (Georgetown), Vicki Plowden (Miami), Rebecca Lobo (Connecticut), Jonna Huemrich (Pittsburgh).

Second Team: Jodi Brooks (Seton Hall), Erin Kenneally (Syracuse), Leni Wilson (Georgetown), Nikki Benedix (Villanova), Della Wilson (Miami).

Third Team: Holly Rilinger (Miami), Sonya Lewis (Providence), Pam Odum (St. John's), Turia Ransom (Pittsburgh), Lucie Fontanella (Providence).

All-Rookie Team: Jennifer Rizzotti (Connecticut), Holly Rilinger (Miami), Denise Dillon (Villanova), Jamelle Elliott (Connecticut), Lori Penrod (Providence).

Coach of the Year: Patrick Knapp (Georgetown)

Player of the Year: Kris Witfill (Georgetown)

Co-Rookies of the Year: Holly Rilinger (Miami) and Jennifer Rizzotti (Connecticut)

Scholar-Athlete of the Year – Erin Kenneally (Syracuse)

1991-92

First Team: Frances Savage (Miami), Tracy Lis (Providence), Wendy Davis (Connecticut), Vicki Plowden (Miami), Sarah Behn (Boston College).

Second Team: Leni Wilson (Georgetown), Nikki Benedix (Villanova), Cozette Ballentine (St. John's), Jonna Huemrich (Pittsburgh), Kris Witfill (Georgetown), Jeannie Hebert (Miami).

Third Team: Meghan Pattyson (Connecticut), Tina Ogden (St. John's), Stephanie Cole (Providence), Kerry Curran (Boston College), Erin Kenneally (Syracuse).

All-Rookie Team: Rebecca Lobo (Connecticut), Dawn Johnson (Seton Hall), Amanda Makarewicz (Seton Hall), Angel Lewis (Syracuse), Michele Thornton (Villanova).

Coach of the Year: Feme Labati (Miami)

Player of the Year: Frances Savage (Miami)

Rookie of the Year: Rebecca Lobo (Connecticut)

Special Achievement Award: Tracy Lis (Providence)

Scholar-Athlete of the Year – Wendy Davis (Connecticut)



1990-91

First Team: Kerry Bascom (Connecticut), Cozette Ballentine (St. John's), Lorri Johnson (Pittsburgh), Tracy Lis (Providence), Shanya Evans (Providence), Laura Lishness (Connecticut).

Second Team: Sarah Behn (Boston College), Tina Ogden (St. John's), Holly Oslander (Syracuse), Margaret McKeon (St. John's), Kris Witfill (Georgetown).

Third Team: Kelley Moore (Seton Hall), Carla Wenger (Boston College), Meghan Pattyson (Connecticut), Kris Durham (Seton Hall), Wendy Davis (Connecticut).

All-Rookie Team: Jonna Huemrich (Pittsburgh), Lucie Fontanella (Providence), Jennifer Mead (Providence), Kerry Curran (Boston College), Jodi Brooks (Seton Hall).

Coach of the Year: Joe Mullaney, Jr. (St. John's)

Player of the Year: Kerry Bascom (Connecticut)

Rookie of the Year: Jonna Huemrich (Pittsburgh)

Scholar-Athlete of the Year – Carla Wenger (Boston College)

1989-90

First Team: Kerry Bascom (Connecticut), Andrea Mangum (Providence), Dottie VanCheem (Providence), Sabrina Johnson (St. John's), Shanya Evans (Providence).

Second Team: Tonya Hendrix (Syracuse), Carla Wenger (Boston College), Lorri Johnson (Pittsburgh), Sue Fritsch (Boston College), Laura Lishness (Connecticut), Kris Durham (Seton Hall).

Third Team: Tracy Lis (Providence), Connie Hurt (Pittsburgh), Kris Lamb (Connecticut), Amy LaCombe (Boston College), Sarah Behn (Boston College).

All-Rookie Team: Sarah Behn (Boston College), Kris Witfill (Georgetown), Kathy Fernier (Connecticut), Maureen McConnell (Pittsburgh), Erin Kenneally (Syracuse), Turia Ransom (Pittsburgh).

Coach of the Year: Phyllis Mangina (Seton Hall)

Player of the Year: Kerry Bascom (Connecticut)

Rookie of the Year: Sarah Behn (Boston College)

Scholar-Athlete of the Year – Angela Alson (Syracuse)

1988-89

First Team: Helen Koskinen (Villanova), Sabrina Johnson (St. John's), Lorri Johnson (Pittsburgh), Kerry Bascom (Connecticut), Geraldine Saintilus (Seton Hall).

Second Team: Kris Lamb (Connecticut), Amy LaCombe (Boston College), Debbie Hartnett (Seton Hall), Andrea Mangum (Providence), Liz Lawlor (Providence).

Third Team: Shanya Evans (Providence), Sue Fritsch (Boston College), Felisha Legette (Syracuse), Tonya Hendrix (Syracuse), Leslie Bjerstedt (Boston College).

All-Rookie Team: Tracy Lis (Providence), Peggí Jewell (Georgetown), Kelley Moore (Seton Hall), Rosemary Magarity (Villanova), Meghan Pattyson (Connecticut).

Coach of the Year: Geno Auriemma (Connecticut)

Player of the Year: Kerry Bascom (Connecticut)

Rookie of the Year: Tracy Lis (Providence)

Scholar-Athlete of the Year – Geraldine Saintilus (Seton Hall)

1987-88

First Team: Sue Ludwig (Syracuse), Ann Odoy (Boston College), Renee Najarian (Connecticut), Lisa Angelotti (Villanova), Beth Knight (Georgetown).

Second Team: Lisa Smith (St. John's), Simone Courtlandt (Syracuse), Dolores Dixon (St. John's), Debbie Hartnett (Seton Hall), Doreen Ferguson (Providence).

All-Freshman Team: Sandy Litkenhaus (Villanova), Shanya Evans (Providence), Laura Lishness (Connecticut), Kerry Bascom (Connecticut), Davita Smith (Syracuse).

Coach of the Year: Barbara Jacobs (Syracuse)

Player of the Year: Lisa Angelotti (Villanova)

Freshman of the Year: Laura Lishness (Connecticut)

Scholar-Athlete of the Year – Vera Jones (Syracuse)

Villanova's Shelly Pennefather was an 11-time BIG EAST Player of the Week.

1986-87

First Team: Shelly Pennefather (Villanova), Lynn Tighe (Villanova), Mary Burke (Providence), Doris Sable (Providence), Renee Najarian (Connecticut).

Second Team: Felisha Legette (Syracuse), Sue Ludwig (Syracuse), Kathy Sweet (Boston College), Lisa Smith (St. John's), Lisa Angelotti (Villanova).

All-Freshman Team: Kris Lamb (Connecticut), Heidi Robbins (Connecticut), Andrea Mangum (Providence), Danene Hopson (Syracuse), Jennifer Shingler (Pittsburgh).

Coach of the Year: Harry Perretta (Villanova)

Player of the Year: Shelly Pennefather (Villanova)

Freshman of the Year: Kris Lamb (Connecticut)

Scholar-Athlete of the Year – Kathy Sweet (Boston College)

1985-86

First Team: Shelly Pennefather (Villanova), Britt King (Providence), Felisha Legette (Syracuse), Jackie Smith (St. John's), Peggy Walsh (Connecticut).

Second Team: Mary Burke (Providence), Doris Sable (Providence), Marie Grant (Boston College), Kathy Sweet (Boston College), Janice Long (Syracuse).

All-Freshman Team: Nikki Anwood (Georgetown), Geraldine Saintilus (Seton Hall), Maureen Conley (St. John's), Brenda Cinaitt (St. John's), Debbie Hartnett (Seton Hall).

Coach of the Year: Bob Foley (Providence)

Player of the Year: Shelly Pennefather (Villanova)

Freshman of the Year: Geraldine Saintilus (Seton Hall)

Scholar-Athlete of the Year – Joan Powers (Providence)

1987-88

First Team: Shelly Pennefather (Villanova), Jennifer Bruce (Pittsburgh), Maura Gill (Georgetown), Janet Roos (St. John's), Jadeane Daye (Syracuse).

Second Team: Mary Burke (Providence), Britt King (Providence), Leigh Curl (Connecticut), Toni Igrac (Syracuse), Marie Grant (Boston College).

All-Freshman Team: Felisha Legette (Syracuse), Lisa Angelotti (Villanova), Beth Knight (Georgetown), Kathy O'Reilly (Seton Hall), Ann Odoy (Boston College).

Coach of the Year: Margo Plotzke (Boston College)

Player of the Year: Shelly Pennefather (Villanova)

Freshman of the Year: Felisha Legette (Syracuse)

1983-84

First Team: Jennifer Bruce (Pittsburgh), Kathy Finn (Providence), Nancy Bernhardt (Villanova), Chris Palombi (Syracuse), Gloria Bradley (Seton Hall).

Second Team: Shelly Pennefather (Villanova), Ann Marie McNamee (St. John's), Janet Roos (St. John's), Leslie Fairbanks (Seton Hall), Diane Toliver (Georgetown).

All-Freshman Team: Shelly Pennefather (Villanova), Julie Callan (Pittsburgh), Doris Sable (Providence), Janice Long (Syracuse), Kathy Sweet (Boston College), Ann-Marie Gothard (Georgetown).

Coach of the Year: Judy Saurer (Pittsburgh)

Co-Players of the Year: Jennifer Bruce (Pittsburgh) and Kathy Finn (Providence)

Freshman of the Year: Shelly Pennefather (Villanova)

1982-83

First Team: Debbie Beckford (St. John's), Jennifer Bruce (Pittsburgh), Pam Miklasevich (Pittsburgh), Kathie Beisel (Villanova), Nancy Bernhardt (Villanova), Kathy Finn (Providence).

Honorable Mention: Kerry Phayre (Providence), Marcia Foster (Seton Hall), Anne Flannery (Syracuse).

Coach of the Year: Don Perrelli (St. John's)

Player of the Year: Debbie Beckford (St. John's)

Freshman of the Year: Ann Marie McNamee (St. John's)

BIG EAST Championship Results

2017 (Al McGuire Center, Marquette University)

First Round:

#10 Butler 68, #7 Xavier 66
#8 Seton Hall 73, #9 Providence 6

Quarterfinals:

#2 Creighton 64, #10 Butler 55
#3 Marquette 80, #6 Georgetown 66
#1 DePaul 92, #8 Seton Hall 60
#5 St. John's 56, #4 Villanova 40

Semifinals:

#3 Marquette 72, #2 Creighton 65
#1 DePaul 59, #5 St. John's 41

Final:

#3 Marquette 86, #1 DePaul 78

All-Tournament Team:

Sydney Lamberty, Creighton
Aaliyah Lewis, St. John's
Tori Schickel, Butler
Jessica January, DePaul
Natisha Hiedeman, Marquette

Most Outstanding Player:

Amani Wilborn, Marquette

2016 (McGrath-Phillips Arena, DePaul University)

First Round:

#7 Creighton 70, #10 Providence 53
#9 Butler 48, #8 Xavier 47

Quarterfinals:

#7 Creighton 58, #2 Villanova 48
#3 Seton Hall 93, #6 Marquette 86
#1 DePaul 76, #9 Butler 49
#4 St. John's 65, #5 Georgetown 52

Semifinals:

#7 Creighton 77, #3 Seton Hall 56
#4 St. John's 75, #1 DePaul 66

Final:

#4 St. John's 50, #7 Creighton 37

All-Tournament Team:

Allazia Blockton (Marquette)
Danaejah Grant (St. John's)
Megan Podkova (DePaul)
Shakena Richardson (Seton Hall)
MC McGroary (Creighton)

Most Outstanding Player:

Alyyah Handford (St. John's)

2015 (Allstate Arena, Rosemont, Ill.)

First Round:

#8 Marquette 78, #9 Providence 75
#7 Xavier 70, #10 Georgetown 67

Quarterfinals:

#1 Seton Hall 77, Marquette 51
#4 St. John's 57, #5 Creighton 54
#2 DePaul 87, Xavier 53
#3 Villanova 70, #6 Butler 49

Semifinals:

#1 Seton Hall 72, #4 St. John's 6
#2 DePaul 58, #3 Villanova 55

Final:

#2 DePaul 78, #1 Seton Hall 68

All-Tournament Team:

Caroline Coyer (Villanova)
Aliyyah Handford (St. John's)
Chanise Jenkins (DePaul)
Arlesia Morse (Marquette)
Ka-Deidre Simmons (Seton Hall)

Most Outstanding Player:

Megan Podkova, DePaul

2014

(IR: McGrath-Phillips Arena, Chicago, Ill. (QF-F: Allstate Arena, Rosemont, Ill.))

First Round:

#7 Seton Hall 88, #10 Providence 79
#8 Georgetown 56, #9 Xavier 37

Quarterfinals:

#2 St. John's #7 Seton Hall
#3 Creighton 61, #6 Butler 52
#1 DePaul 78, #8 Georgetown 54
#5 Marquette 56, #4 Villanova 53

Semifinals:

#2 St. John's 68, #3 Creighton 63 (2ot)
#1 DePaul 100, #5 Marquette 90

Final:

#1 DePaul 65, #2 St. John's 57

All-Tournament Team:

Aliyyah Handford (St. John's)
Brittany Hrynko (DePaul)
Sarah Nelson (Creighton)
Katherine Plouffe (Marquette)
Ka-Deidre Simmons (Seton Hall)

Most Outstanding Player:

Jasmine Penny (DePaul)

2013 (XL Center, Hartford, Conn.)

First Round:

#12 Seton Hall 60, #13 Cincinnati 55
#10 Marquette 66, #15 Pittsburgh 43
#11 Georgetown 81, #14 Providence 61

Second Round:

#5 St. John's 51, #12 Seton Hall 45
#8 USF 42, #9 Rutgers 39
#7 DePaul 77, #10 Marquette 69
#6 Villanova 89, #11 Georgetown 58

Quarterfinals:

#4 Louisville 62, #5 St. John's 55
#1 Notre Dame 75, #8 USF 66
#2 Connecticut 94, #7 DePaul 61
#3 Syracuse 61, #6 Villanova 56

Semifinals:

#1 Notre Dame 83, #4 Louisville 59
#2 Connecticut 64, #3 Syracuse 51

Final:

#1 Notre Dame 61, #2 Connecticut 59

All-Tournament Team

Skylar Diggins, Notre Dame
Jewell Loyd, Notre Dame
Stefanie Dolson, Connecticut
Breanna Stewart, Connecticut
Kayla Alexander, Syracuse

Most Outstanding Player:

Kayla McBride, Notre Dame

2012 (XL Center, Hartford, Conn.)

First Round:

#12 Syracuse 57, #13 Providence 47
#9 USF 60, #16 Pittsburgh 59
#10 Villanova 61, #15 Seton Hall 60
#14 Marquette 54, #11 Cincinnati 51

Second Round:

#5 West Virginia 63, #12 Syracuse 48
#8 DePaul 76, #9 USF 62
#7 Louisville 63, #10 Villanova 47
#6 Rutgers 52, #14 Marquette 43

Quarterfinals:

#5 West Virginia 39, #4 Georgetown 32
#1 Notre Dame 69, #8 DePaul 54
#2 St. John's 68, #7 Louisville 61 (ot)
#3 Connecticut 49, #6 Rutgers 34

Semifinals:

#1 Notre Dame 73, #5 West Virginia 45
#3 Connecticut 74, #2 St. John's 43

Final:

#3 Connecticut 63, #1 Notre Dame 54

All-Tournament Team

Stefanie Dolson, UConn
Bria Hartley, UConn
Kayla McBride, Notre Dame
Devereaux Peters, Notre Dame
Shenneika Smith, St. John's

Most Outstanding Player:

Kaleena Mosqueda-Lewis, UConn

2011 (XL Center, Hartford, Conn.)

First Round:

#12 Pittsburgh 63, #13 USF 60
#9 Syracuse 74, #16 Seton Hall 44
#10 West Virginia 66, #15 Cincinnati 41
#11 Providence 50, #14 Villanova 52 (ot)

Second Round:

#5 Marquette 65, #12 Pittsburgh 61
#8 Georgetown 61, #9 Syracuse 60
#7 St. John's 59, #10 West Virginia 51
#6 Louisville 69, #14 Villanova 47

Quarterfinals:

#4 Rutgers 68, #5 Marquette 62
#1 Connecticut 59, #8 Georgetown 43
#2 DePaul 66, #7 St. John's 54
#3 Notre Dame 63, #6 Louisville 53

Semifinals:

#4 Rutgers 51, #1 Connecticut 75
#2 DePaul 67, #3 Notre Dame 71

Final:

#1 Connecticut 73, #3 Notre Dame 64

All-Tournament Team

Stefanie Dolson, UConn
Bria Hartley, UConn
Skylar Diggins, Notre Dame
Natalie Novosel, Notre Dame
Keisha Hampton, DePaul

Most Outstanding Player:

Maya Moore (Connecticut)

2010 (XL Center, Hartford, Conn.)

First Round:

#12 Pittsburgh 71, #13 Louisville 79
#9 Syracuse 65, #16 Seton Hall 42
#10 Marquette 53, #15 Villanova 49
#11 USF 51, #14 Cincinnati 63

Second Round:

#5 Notre Dame 89, #13 Louisville 52
#8 Providence 71, #9 Syracuse 76
#7 DePaul 64, #10 Marquette 54
#6 Rutgers 70, #14 Cincinnati 44

Quarterfinals:

#4 St. John's 67, #5 Notre Dame 75
#1 Connecticut 77, #9 Syracuse 41
#2 West Virginia 47, #7 DePaul 41
#3 Georgetown 56, #6 Rutgers 63 (2ot)

Semifinals:

#1 Connecticut 59, #5 Notre Dame 44
#2 West Virginia 56, #6 Rutgers 49

Final:

#1 Connecticut 60, #2 West Virginia 32

All-Tournament Team

Tina Charles (Connecticut)
Maya Moore (Connecticut)
Skylar Diggins (Notre Dame)
Sarah Miles (West Virginia)
Liz Repella (West Virginia)

Most Outstanding Player:

Kalana Greene (Connecticut)

2009 (XL Center, Hartford, Conn.)

First Round:

#12 Syracuse 61, #13 St. John's 63
#9 Marquette 54, #16 Cincinnati 60 (ot)
#10 Georgetown 45, #15 Seton Hall 70
#11 West Virginia 53, #14 Providence 48

Second Round:

#5 Notre Dame 62, #13 St. John's 45
#8 USF 68, #16 Cincinnati 58
#7 Rutgers 79, #15 Seton Hall 45
#6 DePaul 75, #11 West Virginia 72 (ot)

Quarterfinals:

#4 Villanova 58, #5 Notre Dame 47
#1 Connecticut 79, #8 USF 42
#2 Louisville 87, #7 Rutgers 82 (2ot)
#3 Pittsburgh 62, #6 DePaul 59

Semifinals:

#1 Connecticut 72, #4 Villanova 42
#2 Louisville 69, #3 Pittsburgh 63

Final:

#1 Connecticut 75, #2 Louisville 36

All-Tournament Team

Kalana Greene (Connecticut)
Tina Charles (Connecticut)
Candyce Bingham (Louisville)
Angel McCoughtry (Louisville)
Shavonte Zellous (Pittsburgh)

Most Outstanding Player:

Maya Moore (Connecticut)

2008 (XL Center, Hartford, Conn.)

First Round:

#5 Pittsburgh 69, #12 Villanova 63
#8 Marquette 69, #9 DePaul 73
#7 Louisville 63, #10 St. John's 47
#6 Syracuse 67, #11 USF 68

Quarterfinals:

#4 Notre Dame 53, #5 Pittsburgh 64
#1 Connecticut 86, #9 DePaul 67
#2 Rutgers 56, #7 Louisville 57
#3 West Virginia 64, #11 USF 42

Semifinals:

#1 Connecticut 74, #5 Pittsburgh 47
#3 West Virginia 60, #7 Louisville 67

Finals:

#1 Connecticut 65, #7 Louisville 59

All-Tournament Team:

Candyce Bingham (Louisville)
Angel McCoughtry (Louisville)
Tina Charles (Connecticut)
Renee Montgomery (Connecticut)
Mercedes Walker (Pittsburgh)

Most Outstanding Player:

Charde Houston (Connecticut)

2007 (Hartford Civic Center, Hartford, Conn.)

First Round:

#5 Louisville 68, #12 St. John's 54
#8 USF 79, #9 Seton Hall 64
#7 Notre Dame 71, #10 DePaul 76
#6 Pittsburgh 76, #11 Cincinnati 71

Quarterfinals:

#4 West Virginia 56, #5 Louisville 68
#1 Connecticut 74, #8 USF 54
#2 Rutgers 63, #10 DePaul 55
#3 Marquette 61, #6 Pittsburgh 51

Semifinals:

#1 Connecticut 76, #5 Louisville 60
#2 Rutgers 63, #3 Marquette 55

Final:

#1 Connecticut 47, #2 Rutgers 55

All-Tournament Team:

Charde Houston (Connecticut)
Kalana Greene (Connecticut)
Renee Montgomery (Connecticut)
Krystal Ellis (Marquette)
Kia Vaughn (Rutgers)
Essence Carson (Rutgers)

Most Outstanding Player:

Matee Ajavon (Rutgers)

BIG EAST Championship Results

2006 (Hartford Civic Center, Hartford, Conn.)

First Round:

#5 Louisville 45, #12 West Virginia 54
#8 Villanova 68, #9 Marquette 46
#7 USF 66, #10 Notre Dame 73
#6 Pittsburgh 77, #11 Cincinnati 62

Quarterfinals:

#4 St. John's 49, #12 West Virginia 55
#1 Villanova 37
#2 Connecticut 71, #10 Notre Dame 60
#3 DePaul 69, #6 Pittsburgh 46

Semifinals:

#12 West Virginia 56, #1 Rutgers 40
#3 DePaul 57, #2 Connecticut 69

Final:

#12 West Virginia 44, #2 Connecticut 50

All-Tournament Team:

Chakhia Cole (West Virginia)
Britney Davis-White (West Virginia)
Renee Montgomery (Connecticut)
Cappie Pondexter (Rutgers)
Barbara Turner (Connecticut)

Most Outstanding Player:

Ann Strother (Connecticut)

2005 (Hartford Civic Center, Hartford, Conn.)

First Round:

#5 Villanova 67, #12 Providence 39
#8 St. John's 45, #9 Seton Hall 42
#7 West Virginia 77, #10 Pittsburgh 68
#6 Georgetown 58, #11 Syracuse 68

Quarterfinals:

#4 Boston College 37, #5 Villanova 41
#1 Rutgers 69, #8 St. John's 45
#2 Notre Dame 70, #7 West Virginia 59
#3 Connecticut 82, #11 Syracuse 56

Semifinals:

#5 Villanova 59, #1 Rutgers 64
#3 Connecticut 67, #2 Notre Dame 54

Final:

#3 Connecticut 67, #1 Rutgers 51

All-Tournament Team:

Jessica Moore (Connecticut)
Ann Strother (Connecticut)
Megan Duffy (Notre Dame)
Cappie Pondexter (Rutgers)
Matee Ajavon (Rutgers)

Most Outstanding Player:

Barbara Turner (Connecticut)

2004 (Hartford Civic Center, Hartford, CT)

First Round:

#5 Boston College 64, #12 Syracuse 36
#8 Virginia Tech 56, #9 Georgetown 47
#7 Rutgers 51, #10 Seton Hall 42
#6 West Virginia 84, #11 St. John's 59

Quarterfinals:

#5 Boston College 65, #4 Miami 53
#1 Connecticut 48, #8 Virginia Tech 34
#7 Rutgers 51, #2 Notre Dame 45
#6 West Virginia 58, #3 Villanova 47

Semifinals:

#5 Boston College 73, #1 Connecticut 70
#7 Rutgers 61, #3 West Virginia 51

Final:

#5 Boston College 75, #7 Rutgers 57

All-Tournament Team:

Amber Jacobs (Boston College)
Dawn McCullough (Rutgers)
Yolanda Paige (West Virginia)
Cappie Pondexter (Rutgers)
Kathrin Ress (Boston College)

Most Outstanding Player:

Jessalyn Deveny (Boston College)

2003 (Louis Brown Athletic Center, Rutgers University)

First Round:

#5 Virginia Tech 66, #12 West Virginia 60
#8 Seton Hall 58, #9 Georgetown 55
#7 Miami 77, #10 Syracuse 64
#6 Notre Dame 73, #11 Pittsburgh 65

Quarterfinals:

#5 Virginia Tech 74, #4 Boston College 70 (ot)
#1 Connecticut 70, #8 Seton Hall 47
#7 Miami 77, #2 Rutgers 74
#3 Villanova 50, #6 Notre Dame 39

Semifinals:

#1 Connecticut 71, #5 Virginia Tech 54
#3 Villanova 65, #7 Miami 59

Final:

#3 Villanova 52, #1 Connecticut 48

All-Tournament Team:

Nicole Druckenmiller (Villanova)
Tamara James (Miami)
Ieva Kublina (Virginia Tech)
Jessica Moore (Connecticut)
Cappie Pondexter (Rutgers)
Diana Taurasi (Connecticut)

Most Outstanding Player:

Trish Juhline (Villanova)

2002 (Louis Brown Athletic Center, Rutgers University)

First Round:

#5 Miami 69, #12 Georgetown 52
#9 Seton Hall 61, #8 Providence 55
#7 Syracuse 80, #10 West Virginia 60
#11 Rutgers 44, #6 Virginia Tech 43

Quarterfinals:

#4 Villanova 68, #5 Miami 49
#1 Connecticut 78, #9 Seton Hall 48
#7 Syracuse 84, #2 Notre Dame 79
#3 Boston College 64, #11 Rutgers 59

Semifinals:

#1 Connecticut 83, #4 Villanova 39
#3 Boston College 67, #7 Syracuse 48

Final:

#1 Connecticut 96, #3 Boston College 54

All-Tournament Team:

Sue Bird (Connecticut)
Swin Cash (Connecticut)
Jessalyn Deveny (Boston College)
Diana Taurasi (Connecticut)
Tamika Williams (Connecticut)

Most Outstanding Player:

Asjha Jones (Connecticut)

2001 (Gampel Pavilion, University of Connecticut)

First Round:

#5 Villanova 63, #12 St. John's 41
#8 Georgetown 82, #9 Syracuse 75 (OT)
#7 Boston College 62, #10 Miami 49
#11 Providence 72, #6 Seton Hall 61

Quarterfinals:

#4 Virginia Tech 72, #5 Villanova 67
#1 Notre Dame 89, #8 Georgetown 33
#2 Connecticut 96, #7 Boston College 53
#3 Rutgers 69, #11 Providence 58

Semifinals:

#1 Notre Dame 67, #4 Virginia Tech 49
#2 Connecticut 94, #3 Rutgers 66

Final:

#2 Connecticut 78, #1 Notre Dame 76

All-Tournament Team:

Shea Ralph (Connecticut)
Asjha Jones (Connecticut)
Ruth Riley (Notre Dame)
Alicia Ratay (Notre Dame)
Kelley Siemon (Notre Dame)

Most Outstanding Player:

Diana Taurasi (Connecticut)

2000 (Gampel Pavilion, University of Connecticut)

First Round:

#4 Boston College 70, #13 West Virginia 53
#5 Georgetown 67, #12 Syracuse 65
#9 St. John's 75, #8 Pittsburgh 62
#7 Miami 69, #10 Seton Hall 42
#6 Villanova 75, #11 Providence 53

Quarterfinals:

#4 Boston College 75, #5 Georgetown 53
#1 Connecticut 85, #9 St. John's 41
#2 Notre Dame 67, #7 Miami 52
#3 Rutgers 61, #6 Villanova 32

Semifinals:

#1 Connecticut 79, #4 Boston College 53
#3 Rutgers 81, #2 Notre Dame 72 (OT)

Championship:

#1 Connecticut 79, #3 Rutgers 59

All-Tournament Team:

Svetlana Abrosimova (Connecticut)
Swin Cash (Connecticut)
Ruth Riley (Notre Dame)
Shawnetta Stewart (Rutgers)
Tammy Sutton-Brown (Rutgers)

Most Outstanding Performer:

Tamika Williams (Connecticut)

1999 (Louis Brown Athletic Center, Rutgers University)

First Round:

#4 Boston College 65, #13 Seton Hall 63
#5 Georgetown 70, #12 Pittsburgh 52
#8 St. John's 79, #9 Syracuse 62
#7 Miami 86, #10 West Virginia 69
#6 Villanova 68, #11 Providence 59

Quarterfinals:

#5 Georgetown 64, #4 Boston College 59
#1 Connecticut 82, #8 St. John's 58
#2 Rutgers 79, #7 Miami 53
#3 Notre Dame 83, #6 Villanova 53

Semifinals:

#1 Connecticut 77, #5 Georgetown 42
#3 Notre Dame 68, #2 Rutgers 61

Final:

#1 Connecticut 96, #3 Notre Dame 75

All-Tournament Team:

Svetlana Abrosimova (Connecticut)
Asjha Jones (Connecticut)
Sheila McMillen (Notre Dame)
Ruth Riley (Notre Dame)
Shawnetta Stewart (Rutgers)

Most Outstanding Performer:

Shea Ralph (Connecticut)

1998 (Louis Brown Athletic Center, Rutgers University)

First Round:

#4 Villanova 56, #13 Pittsburgh 51
#5 Notre Dame 94, #12 St. John's 57
#8 West Virginia 67, #9 Seton Hall 65
#7 Boston College 87, #10 Providence 77
#11 Georgetown 68, #6 Syracuse 59

Quarterfinals:

#5 Notre Dame 56, #4 Villanova 48
#1 Connecticut 84, #8 West Virginia 82
#2 Rutgers 61, #7 Boston College 52
#3 Miami 81, #11 Georgetown 66

Semifinals:

#1 Connecticut 73, #5 Notre Dame 53
#2 Rutgers 81, #3 Miami 62

Final:

#1 Connecticut 67, #2 Rutgers 58

All-Tournament Team:

Svetlana Abrosimova (Connecticut)
Amy Duran (Connecticut)
Linda Miles (Rutgers)
Natasha Pointer (Rutgers)
Kym Hope (Miami)

Most Outstanding Performer:

Rita Williams (Connecticut)

1997 (Gampel Pavilion, University of Connecticut)

First Round:

#4 Miami 64, #13 Pittsburgh 50
#5 Boston College 65, #12 St. John's 58
#9 Villanova 66, #8 Providence 54
#7 West Virginia 73, #10 Seton Hall 66
#6 Rutgers 68, #11 Syracuse 67 (OT)

Quarterfinals:

#4 Miami 63, #5 Boston College 48
#1 Connecticut 63, #9 Villanova 45
#2 Georgetown 79, #7 West Virginia 60
#3 Notre Dame 86, #6 Rutgers 58

Semifinals:

#1 Connecticut 98, #4 Miami 71
#3 Notre Dame 83, #2 Georgetown 43

Final:

#1 Connecticut 86, #3 Notre Dame 77

All-Tournament Team:

Carla Berube (Connecticut)
Katryna Gaither (Notre Dame)
Beth Morgan (Notre Dame)
Desma Thomas (Miami)
Kara Wolters (Connecticut)

Most Outstanding Performer:

Nykesha Sales (Connecticut)

1996 (Gampel Pavilion, University of Connecticut)

First Round:

#8 Rutgers 65, #9 Boston College 63
#13 Pittsburgh 52, #4 Miami 49
#5 Villanova 56, #12 St. John's 42
#7 Seton Hall 74, #10 Georgetown 58
#6 Syracuse 95, #11 West Virginia 78

Quarterfinals:

#1 Connecticut 93, #8 Rutgers 64
#13 Pittsburgh 59, #5 Villanova 57
#7 Seton Hall 69, #2 Providence 67
#3 Notre Dame 70, #6 Syracuse 55

Semifinals:

#1 Connecticut 83, #13 Pittsburgh 51
#3 Notre Dame 69, #7 Seton Hall 58

Final:

#1 Connecticut 71, #3 Notre Dame 54

All-Tournament Team:

Dana Wynne (Seton Hall)
Nykesha Sales (Connecticut)
Jennifer Rizzotti (Connecticut)
Beth Morgan (Notre Dame)
Katryna Gaither (Notre Dame)

Most Outstanding Performer:

Kara Wolters (Connecticut)

1995 (Walsh Gymnasium, Seton Hall University)

First Round:

#7 Georgetown 84, #10 Boston College 60
#9 Providence 80, #8 Syracuse 66

BIG EAST Championship Results

Quarterfinals:

#3 Seton Hall 66, #6 Miami 10
#2 Villanova 73, #7 Georgetown 65
#1 Connecticut 92, #9 Providence 63
#4 Pittsburgh 73, #5 St. John's 67

Semifinals:

#3 Seton Hall 66, #2 Villanova 53
#1 Connecticut 95, #4 Pittsburgh 63

Final:

#1 Connecticut 85, #3 Seton Hall 49

All-Tournament Team:

Sue Glenning (Villanova)
Texlin Quinney (Seton Hall)
Dawn Johnson (Seton Hall)
Nykesha Sales (Connecticut)
Rebecca Lobo (Connecticut)

Most Outstanding Performer:

Kara Wolters (Connecticut)

1994 (Gampel Pavilion, University of Connecticut)

First Round:

#10 Syracuse 62, #7 Villanova 57
#9 St. John's 73, #8 Georgetown 70 (OT)

Quarterfinals:

#3 Pittsburgh 70, #6 Miami 60
#2 Seton Hall 53, #10 Syracuse 41
#4 Providence 96, #5 Boston College 86 (OT)
#1 Connecticut 69, #9 St. John's 45

Semifinals:

#2 Seton Hall 66, #3 Pittsburgh 54
#1 Connecticut 92, #4 Providence 56

Final:

#1 Connecticut 77, #2 Seton Hall 51

All-Tournament Team:

Jamelle Elliott (Connecticut)
Kara Wolters (Connecticut)
Jodi Brooks (Seton Hall)
Dana Wynne (Seton Hall)
Jonna Huemrich (Pittsburgh)

Most Outstanding Performer:

Rebecca Lobo (Connecticut)

1993 (Alumni Hall, Providence College)

First Round:

#7 Providence 81, #10 Boston College 71
#8 St. John's 67, #9 Syracuse 50

Quarterfinals:

#5 Connecticut 56, #6 Seton Hall 54 (OT)
#7 Providence 82, #2 Georgetown 81
#5 Villanova 74, #4 Pittsburgh 59
#1 Miami 84, #8 St. John's 61

Semifinals:

#7 Providence 87, #3 Connecticut 73
#1 Miami 67, #5 Villanova 49

Final:

#1 Miami 77, #7 Providence 56

All-Tournament Team:

Sonya Lewis (Providence)
Lucie Fontanella (Providence)
Carla Harris (Miami)
Holly Rilinger (Miami)
Rebecca Lobo (Connecticut)

Most Valuable Player:

Vicki Plowden (Miami)

1992 (Gampel Pavilion, University of Connecticut)

First Round:

#7 Pittsburgh 70, #10 Boston College 59
#9 Seton Hall 71, #8 Syracuse 58

Quarterfinals:

#3 Georgetown 72, #6 Villanova 56
#2 Connecticut 86, #7 Pittsburgh 50
#4 Providence 67, #5 St. John's 66
#1 Miami 76, #9 Seton Hall 62

Semifinals:

#2 Connecticut 82, #3 Georgetown 64
#1 Miami 82, #4 Providence 70

Final:

#1 Miami 56, #2 Connecticut 47

All-Tournament Team:

Tracy Lis (Providence)
Kathy Ferrier (Connecticut)
Pam Webber (Connecticut)
Jeannie Hebert (Miami)
Vicki Plowden (Miami)

Most Valuable Player:

Frances Savage (Miami)

1991 (McDonough Arena, Georgetown University)

First Round:

#8 Villanova 57, #9 Syracuse 41

Quarterfinals:

#5 Seton Hall 64, #4 St. John's 59
#1 Connecticut 64, #8 Villanova 47
#2 Providence 95, #7 Georgetown 91
#3 Pittsburgh 82, #6 Boston College 78

Semifinals:

#1 Connecticut 69, #5 Seton Hall 54
#2 Providence 107, #3 Pittsburgh 92

Final:

#1 Connecticut 79, #2 Providence 74

All-Tournament Team:

Lorri Johnson (Pittsburgh)
Kris Durham (Seton Hall)
Kerry Bascom (Connecticut)
Shanya Evans (Providence)
Tracy Lis (Providence)

Most Valuable Player:

Meghan Pattyson (Connecticut)

1990 (Gampel Pavilion, University of Connecticut)

First Round:

#8 St. John's 64, #9 Villanova 58

Quarterfinals:

#6 Pittsburgh 84, #3 Seton Hall 77
#2 Providence 96, #7 Georgetown 71
#1 Connecticut 71, #8 St. John's 58
#4 Boston College 63, #5 Syracuse 60

Semifinals:

#2 Providence 89, #6 Pittsburgh 88
#1 Connecticut 72, #4 Boston College 51

Final:

#2 Providence 82, #1 Connecticut 61

All-Tournament Team:

Dottie VanGheem (Providence)
Tracy Lis (Providence)
Kerry Bascom (Connecticut)
Laura Lishness (Connecticut)
Lorri Johnson (Pittsburgh)

Most Valuable Player:

Andrea Mangum (Providence)

1989 (Walsh Gymnasium, Seton Hall University)

First Round:

#8 Georgetown 61, #9 Pittsburgh 57

Quarterfinals:

#3 Providence 71, #6 Syracuse 59
#2 Villanova 82, #7 St. John's 78 (3OT)
#4 Boston College 70, #5 Seton Hall 59
#1 Connecticut 85, #8 Georgetown 73

Semifinals:

#3 Providence 68, #2 Villanova 64
#1 Connecticut 65, #4 Boston College 45

Final:

#1 Connecticut 84, #3 Providence 65

All-Tournament Team:

Leslie Bjerstedt (Boston College)
Helen Koskinen (Providence)
Andrea Mangum (Providence)
Liz Lawlor (Providence)
Kris Lamb (Connecticut)

Most Valuable Player:

Kerry Bascom (Connecticut)

1988 (Fitzgerald Field House, University of Pittsburgh)

First Round:

#8 Seton Hall 72, #9 Georgetown 63

Quarterfinals:

#4 Boston College 71, #5 Connecticut 56
#1 Syracuse 74, #8 Seton Hall 58
#3 St. John's 71, #6 Providence 64
#7 Pittsburgh 54, #2 Villanova 51

Semifinals:

#1 Syracuse 56, #4 Boston College 49
#3 St. John's 93, #7 Pittsburgh 73

Final:

#3 St. John's 74, #1 Syracuse 72 (OT)

All-Tournament Team:

Geraldine Saintilus (Seton Hall)
Lorri Johnson (Pittsburgh)
Angela Alston (Syracuse)
Simone Courtlandt (Syracuse)
Dolores Dixon (St. John's)

Most Valuable Player:

Sabrina Johnson (St. John's)

1987 (duPont Pavilion, Villanova University)

First Round:

#8 Seton Hall 77, #9 Pittsburgh 64

Quarterfinals:

#6 Boston College 61, #3 Syracuse 52
#2 Providence 71, #7 Georgetown 56
#4 St. John's 68, #5 Connecticut 58
#1 Villanova 53, #8 Seton Hall 47

Semifinals:

#1 Villanova 59, #4 St. John's 40
#6 Boston College 64, #2 Providence 63

Final:

#1 Villanova 60, #6 Boston College 45

All-Tournament Team:

Doris Sable (Providence)
Dolores Dixon (St. John's)
Kathy Sweet (Boston College)
Mary Burke (Providence)
Pam Thornton (Boston College)

Most Valuable Player:

Shelly Pennefather (Villanova)

1986 (Roberts Center, Boston College)

First Round:

#9 Georgetown 68, #8 Seton Hall 65 (OT)

Quarterfinals:

#3 Syracuse 58, #6 Pittsburgh 57
#2 Villanova 68, #7 Connecticut 47
#5 Boston College 64, #4 St. John's 53
#1 Providence 88, #9 Georgetown 53

Semifinals:

#2 Villanova 69, #3 Syracuse 61
#1 Providence 95, #5 Boston College 78

Final:

#2 Villanova 71, #1 Providence 60

All-Tournament Team:

Jenny Bendall (Georgetown)
Britt King (Providence)
Marie Grant (Boston College)
Lynn Tighe (Villanova)
Doris Sable (Providence)

Most Valuable Player:

Shelly Pennefather (Villanova)

1985 (Manley Field House, Syracuse University)

First Round:

#9 Seton Hall 87, #8 Connecticut 73 (OT)

Quarterfinals:

#3 Boston College 73, #6 Providence 59
#1 St. John's 58, #9 Seton Hall 42
#5 Syracuse 56, #4 Pittsburgh 55
#2 Villanova 81, #7 Georgetown 53

Semifinals:

#2 Villanova 66, #3 Boston College 57
#5 Syracuse 67, #1 St. John's 49

Final:

#5 Syracuse 57, #2 Villanova 56

All-Tournament Team:

Toni Igrac (Syracuse)
Shelly Pennefather (Villanova)
Karen Hargadon (Villanova)
Ann Odoy (Boston College)
Kathy O'Reilly (Seton Hall)

Most Valuable Player:

Janice Long (Syracuse)

1984 (Alumni Hall, St. John's University)

First Round:

#9 Connecticut 52, #8 Boston College 51

Quarterfinals:

#3 St. John's 68, #6 Providence 52
#2 Villanova 69, #7 Georgetown 59
#4 Seton Hall 68, #5 Syracuse 62
#1 Pittsburgh 60, #9 Connecticut 57

Semifinals:

#3 St. John's 63, #2 Villanova 48
#4 Seton Hall 80, #1 Pittsburgh 68

Final:

#3 St. John's 66, #4 Seton Hall 46

All-Tournament Team:

Gloria Bradley (Seton Hall)
Julie Callan (Pittsburgh)
Leslie Fairbanks (Seton Hall)
Barbara Rapp (St. John's)
Janet Roos (St. John's)

Most Valuable Player:

Anne Marie McNamee (St. John's)

1983 (Alumni Hall, Providence College)

First Round:

#8 Boston College 69, #9 Connecticut 57

Quarterfinals:

#1 Providence 56, #8 Boston College 38
#4 Villanova 72, #5 Syracuse 67
#2 St. John's 61, #7 Seton Hall 54
#6 Georgetown 61, #3 Pittsburgh 60

Semifinals:

#2 St. John's 69, #6 Georgetown 58
#1 Providence 71, #4 Villanova 69 (OT)

Final:

#2 St. John's 74, #1 Providence 63

All-Tournament Team:

Nancy Bernhardt (Villanova)
Laurie St. Jean (Providence)
Diane Pugh (St. John's)
Kathy Finn (Providence)
Janet Roos (St. John's)

Most Valuable Player:

Debbie Beckford (St. John's)

BIG EAST in the NCAA Championship

BIG EAST Record in the NCAA Tournament:

234-132 (.645)

Record Since 1994-95:

213-106 (.668)

Record Since 1999-00:

183-93 (.663)

Record Since 2005-06:

115-65 (.639)

Record Since 2013-14:

8-10 (.444)

National Championships (9):

Connecticut (1995, 2000, 2002, 2003, 2004, 2009, 2010, 2013)

Notre Dame (2001)

Final Four Appearances (23):

Connecticut (1991, 1995, 1996, 2000, 2001, 2002, 2003, 2004, 2008, 2009, 2010, 2011, 2012, 2013)

Louisville (2009, 2013)

Notre Dame (1997, 2001, 2011, 2012, 2013)

Rutgers (2000, 2007)

Four Bids:

1998 (Connecticut, Miami, Notre Dame, Rutgers)

1999 (Boston College, Connecticut, Notre Dame, Rutgers)

2000 (Boston College, Connecticut, Notre Dame, Rutgers)

2005 (Boston College, Connecticut, Notre Dame, Rutgers)

Five Bids:

2001 (Connecticut, Notre Dame, Rutgers, Villanova, Virginia Tech)

2002 (Boston College, Connecticut, Notre Dame, Syracuse, Villanova)

Seven Bids:

2003 (Boston College, Connecticut, Miami, Notre Dame, Rutgers, Villanova, Virginia Tech)

2006 (Connecticut, DePaul, Louisville, Notre Dame, Rutgers, St. John's, USF)

2009 (Connecticut, DePaul, Louisville, Notre Dame, Pittsburgh, Rutgers, Villanova)

2010 (Connecticut, DePaul, Georgetown, Notre Dame, Rutgers, St. John's, West Virginia)

Eight Bids:

2004 (Boston College, Connecticut, Miami, Notre Dame, Rutgers, Villanova, Virginia Tech, West Virginia)

2007 (Connecticut, DePaul, Louisville, Marquette, Notre Dame, Pittsburgh, Rutgers, West Virginia)

2008 (Connecticut, DePaul, Louisville, Notre Dame, Pittsburgh, Rutgers, Syracuse, West Virginia)

2012 (Connecticut, DePaul, Georgetown, Louisville, Notre Dame, Rutgers, St. John's, West Virginia)

2013 (Connecticut, DePaul, Louisville, Notre Dame, St. John's, Syracuse, USF, Villanova)

Nine Bids:

2011 (Connecticut, DePaul, Georgetown, Louisville, Marquette, Notre Dame, Rutgers, St. John's, West Virginia)

All-Time Postseason Records For 2017 BIG EAST Participants

Creighton

NCAA: 6 appearances, 4 wins, 6 losses
WNIT: 12 appearances, 14 wins, 11 losses (2004 Champion)

DePaul

NCAA: 22 appearances, 16 wins, 22 losses
WNIT: 3 appearances, 2 wins, 3 losses
NWIT: 4 appearances, 8 wins, 6 losses (1988 Champion)

Georgetown

NCAA: 4 appearances, 6 wins, 4 losses
WNIT: 4 appearances, 3 wins, 4 losses

Marquette

NCAA: 10 appearances, 4 wins, 10 losses
WNIT: 9 appearances, 14 wins, 9 losses (2008 Champion)

St. John's

NCAA: 10 appearances, 7 wins, 10 losses
WNIT: 5 appearances, 9 wins, 5 losses

Seton Hall

NCAA: 4 appearances, 3 wins, 4 losses
WNIT: 4 appearances, 4 wins, 4 losses

Villanova

NCAA: 10 appearances, 7 wins, 10 losses
WNIT: 10 appearances, 15 wins, 10 losses

BIG EAST Round-By-Round Records

Year	First Round	Second Round	Regional Semis	Regional Final	National Semi	National Final
	W-L	W-L	W-L	W-L	W-L	W-L
1983	0-1					
1984	0-1					
1985	0-1					
1986	1-1	0-1				
1987	0-1					
1988	1-1	0-2				
1989	0-3					
1990		1-1	0-1			
1991	1-0	1-1	1-0		0-1	
1992	1-1	1-1	0-1			
1993	2-1	1-1	0-1			
1994	2-0	2-0	1-1	0-1		
1995	2-0	1-1	1-0	1-0	1-0	1-0
1996	2-0	1-1	1-0	1-0	0-1	
1997	2-0	2-0	2-0	1-1	0-1	
1998	3-1	3-0	1-2	0-1		
1999	4-0	2-2	1-1	0-1		
2000	4-0	3-1	2-1	2-0	1-1	1-0
2001	5-0	2-3	2-0	2-0	1-1	1-0
2002	3-2	1-2	1-0	1-0	1-0	1-0
2003	6-1	4-2	2-2	1-1	1-0	1-0
2004	5-3	3-2	1-2	1-0	1-0	1-0
2005	4-0	2-2	1-1	0-1		
2006	4-3	3-1	1-2	0-1		
2007	7-1	2-5	2-0	1-1	1-0	0-1
2008	6-2	5-1	2-3	1-1	0-1	
2009	4-3	4-0	2-2	2-0	2-0	1-1
2010	5-2	2-3	1-1	1-0	1-0	1-0
2011	9-0	5-4	2-3	2-0	1-1	0-1
2012	7-1	3-4	2-1	2-0	1-1	0-1
2013	4-4	3-1	3-0	3-0	2-1	1-1
2014	2-0	1-1	0-1			
2015	1-1	0-1				
2016	1-2	1-0	0-1			
2017	2-1	0-2				
Record	100-38	59-46	32-27	23-9	14-9	9-5
Win%	.725	.562	.542	.719	.609	.643

School (apps)	Record	Years Participated	Highest Advancement
Cincinnati (4)	1-4/0-0*	1989, 1999, 2002-03	Regional Second Round, 2002
Connecticut (25)	91-17	1989-13	National Champions, 1995, '00, '02, '03, '04, '09, '10, '13
Creighton (6)	4-6/1-1*	1992, 94, 2002, '12, '13, '17	Regional Second Round, 1992, 1994, 2013, 2017
DePaul (22)	16-22/11-12*	1990-93, 1995-97, 2003-16	Regional Semifinal, 2006, 2010, 2014, 2016
Georgetown (4)	6-4	1993, 2010-12	Regional Semifinal, 1993
Louisville (16)	19-16/16-7*	1983-84, '93, '95, '97-'99, 2001, 2005-09, 2011-13	National Final, 2009, '13
Marquette (10)	4-10/2-3*	1994-95, 1997-2000, '04, '07, '11, '17	Regional Second Round, 1997, 2004, '07
Notre Dame (20)	41-19/41-17*	1992, 1994, 1996-13	National Champions, 2001
Pittsburgh (3)	5-3	2007-09	Regional Semifinal, 2008, '09
Providence (5)	2-5	1986, 1989-92	Regional Semifinal, 1990
Rutgers (23)	35-23/26-13*	1986-94, 1998-01, 2003-12	National Final, 2007
St. John's (10)	7-10	1983-84, 1988, 2006, 2010-14, '16	Regional Final, 2012
Seton Hall (4)	3-4	1994-95, 2015-16	Regional Semifinal, 1994
USF (2)	1-2/1-2*	2006, 2013	Regional Second Round, 2013
Syracuse (5)	0-5	1985, 1988, 2002, '08, '13	Regional Second Round, 1988
Villanova (10)	7-10	1986-89, 2001-04, '09, '13	Regional Final, 2003
West Virginia (8)	7-8/5-6*	1989-92, 2004, 2007-08, 2010-12	Regional Semifinal, 1992

* - since BIG EAST membership

Year-By-Year in the NCAA Championship

Record	Teams
2017	2-3 3 - CU, DPU, MU
2016	2-3 3 - DPU, STJ, SHU
2015	1-2 2 - DPU, SHU
2014	3-2 2 - DPU, STJ
2013	16-7* 8 - UConn, DPU, UofL, ND, STJ, SYR, USF, NOVA
2012	15-8* 8 - UConn, DPU, GU, UofL, ND, RU, STJ, WVU
2011	19-9* 9 - UConn, DPU, GU, UofL, MU, ND, UP, RU, STJ, WVU
2010	11-6 7 - UConn, DPU, GU, ND, RU, STJ, WVU
2009	15-6* 7 - UConn, DPU, UofL, ND, UP, RU, VU
2008	14-8* 8 - UConn, DPU, UofL, ND, UP, RU, SU, WVU
2007	13-8 8 - UConn, DPU, UofL, MU, ND, UP, RU, WVU
2006	8-7 7 - UConn, DPU, UofL, ND, RU, STJ, USF
2005	7-4 4 - BC, UConn, ND, RU
2004	12-7 8 - BC, UConn, Miami, ND, RU, VU, VT, WVU
2003	15-6* 7 - BC, UConn, Miami, ND, RU, VU, VT
2002	8-4 5 - BC, UConn, ND, SU, VU
2001	13-4* 5 - UConn, ND, RU, VU, VT
2000	13-3 4 - BC, UConn, ND, RU
1999	7-4 4 - BC, UConn, ND, RU
1998	7-4 4 - UConn, Miami, ND, RU
1997	7-2 2 - UConn, ND
1996	5-2 2 - UConn, ND
1995	7-1 2 - UConn, SHU
1994	5-2 2 - UConn, SHU
1993	3-3 3 - UConn, GU, Miami
1992	2-3 3 - UConn, Miami, PC
1991	4-2 2 - UConn, PC
1990	1-2 2 - UConn, PC
1989	0-3 3 - UConn, PC, VU
1988	1-3 3 - STJ, SU, VU
1987	0-1 1 - VU
1986	1-2 2 - PC, VU
1985	0-1 1 - SU
1984	0-1 1 - STJ
1983	0-1 1 - STJ

* includes BIG EAST teams vs. BIG EAST teams

BIG EAST in the NCAA Championship

2016-17 (2-3)

Creighton (No. 7 seed)	W 76-49	No. 10 seed Toledo (Stockton Region First Round, Corvallis, Ore.)
	L 52-64	No. 2 seed Oregon State (Stockton Region Second Round, Corvallis, Ore.)
DePaul (No. 7 seed)	W 88-67	No. 10 seed UNI (Oklahoma City Region First Round, Starkville, Miss.)
	L 71-92	No. 2 seed Mississippi State (Oklahoma City Region Second Round, Starkville, Miss.)
Marquette (No. 5 seed)	L 65-68	No. 12 seed Quinnipiac (Stockton Region First Round, Coral Gables, Fla.)

2015-16 (2-3)

DePaul (No. 6 seed)	W 97-67	No. 11 seed James Madison (Dallas Region First Round, Louisville, Ky.)
	W 73-72	No. 3 seed Louisville (Dallas Region Second Round, Louisville, Ky.)
	L 71-83	No. 2 Oregon State (Dallas Region Semifinal, Dallas, Texas)
St. John's (No. 8 seed)	L 57-68	No. 9 Auburn (Dallas Region First Round, Waco, Texas)
Seton Hall (No. 8 seed)	L 76-97	No. 9 Duquesne (Bridgeport Region First Round, Storrs, Conn.)

2014-15 (1-2)

DePaul (No. 9 seed)	W 79-72	No. 8 seed Minnesota (Oklahoma City Region First Round, Notre Dame, Ind.)
	L 79-67	No. 1 seed Notre Dame (Oklahoma City Region Second Round, Notre Dame, Ind.)
Seton Hall (No. 9 seed)	L 79-66	No. 8 seed Rutgers (Albany Region First Round, Storrs, Conn.)

2013-14 (3-2)

DePaul (No. 7 seed)	W 104-100	No. 10 seed Oklahoma (Lincoln Region First Round, Durham, N.C.)
	W 74-65	No. 2 seed Duke (Lincoln Region Second Round, Durham, N.C.)
	L 84-65	No. 3 seed Texas A&M (Lincoln Region Semifinal, Lincoln, Neb.)
St. John's (No. 8 seed)	W 71-68	No. 9 seed Southern California (Louisville Region First Round, Knoxville, Tenn.)
	L 67-51	No. 1 seed Tennessee (Louisville Region Second Round, Knoxville, Tenn.)

2012-13 (16-7)

Connecticut (No. 1 seed)	W 105-57	No. 16 seed Idaho (Bridgeport Region First Round, Storrs, Conn.)
	W 77-44	No. 8 seed Vanderbilt (Bridgeport Region Second Round, Storrs, Conn.)
	W 76-50	No. 4 seed Maryland (Bridgeport Region Semifinal, Bridgeport, Conn.)
	W 83-53	No. 2 seed Kentucky (Bridgeport Regional Final, Bridgeport, Conn.)
	W 83-65	No. 1 seed Notre Dame (National Semifinal, New Orleans, La.)
	W 93-60	No. 5 seed Louisville (National Championship, New Orleans, La.)
DePaul (No. 10 seed)	L 73-56	No. 7 Oklahoma State (Norfolk Region First Round, Durham, N.C.)
Louisville (No. 5 seed)	W 74-49	No. 12 seed Middle Tenn. St. (Oklahoma City Region First Round, Louisville, Ky.)
	W 76-63	No. 4 seed Purdue (Oklahoma City Region Second Round, Louisville, Ky.)
	W 82-81	No. 1 Baylor (Oklahoma City Region Semifinal, Oklahoma City, Okla.)
	W 86-78	No. 2 seed Tennessee (Oklahoma City Region Final, Oklahoma City, Okla.)
	W 64-57	No. 2 seed California (National Semifinal, New Orleans, La.)
	L 93-60	No. 1 Connecticut (National Championship, New Orleans, La.)
Notre Dame (No. 1 seed)	W 97-64	No. 16 seed UT-Martin (Norfolk Region First Round, Iowa City, Iowa)
	W 74-57	No. 9 seed Iowa (Norfolk Region Second Round, Iowa City, Iowa)
	W 93-63	No. 12 seed Kansas (Norfolk Region Semifinal, Norfolk, Va.)
	W 87-76	No. 2 seed Duke (Norfolk Region Final, Norfolk, Va.)
	L 83-65	No. 1 seed Connecticut (National Semifinal, New Orleans, La.)
St. John's (No. 10 seed)	L 96-90 (2OT)	No. 7 seed Dayton (Bridgeport Region First Round, Queens, N.Y.)
USF (No. 10 seed)	W 71-70	No. 7 seed Texas Tech (Spokane Region First Round, Lubbock, Texas)
	L 82-78	No. 2 seed California (Spokane Region Second Round, Lubbock, Texas)
Syracuse (No. 7 seed)	L 61-56	No. 10 seed Creighton (Oklahoma City Region First Round, Knoxville, Tenn.)
Villanova (No. 9 seed)	L 60-52	No. 8 seed Michigan (Spokane Region First Round, Palo Alto, Calif.)

2011-12 (15-8)

Connecticut (No. 1 seed)	W 83-47	No. 16 seed Prairie View (Kingston Region First Round, Bridgeport, Conn.)
	W 72-26	No. 8 seed Kansas St. (Kingston Region Second Round, Bridgeport, Conn.)
	W 77-59	No. 4 seed Penn State (Kingston Region Semifinal, Bridgeport, Conn.)
	W 80-6	No. 2 seed Kentucky (Kingston Region Final, Kingston, R.I.)
	L 83-7	No. 1 seed Notre Dame (National Semifinal, Denver, Colo.)
DePaul (No. 7 seed)	W 59-5	No. 10 seed BVU (Des Moines Region First Round, Little Rock, Ark.)
	L 63-4	No. 2 seed Tennessee (Des Moines Region Second Round, Little Rock, Ark.)
Georgetown (No. 5 seed)	W 61-5	No. 12 seed Fresno St. (Des Moines Region First Round, Chapel Hill, N.C.)
	L 76-6	No. 4 seed Georgia Tech (Des Moines Region Second Round, Chapel Hill, N.C.)
Louisville (No. 7 seed)	W 67-5	No. 10 seed Michigan State (Raleigh Region First Round, College Park, Md.)
	L 72-6	No. 2 seed Maryland (Raleigh First Round, College Park, Md.)
Notre Dame (No. 1 seed)	W 74-4	No. 16 seed Liberty (Raleigh Region First Round, South Bend, Ind.)
	W 73-6	No. 8 seed California (Raleigh Region Second Round, South Bend, Ind.)
	W 79-3	No. 5 seed St. Bonaventure (Raleigh Region Semifinal, South Bend, Ind.)
	W 80-4	No. 2 seed Maryland (Raleigh Region Semifinal, Raleigh, N.C.)
	W 83-7	No. 1 seed Connecticut (National Semifinal, Denver, Colo.)
	L 80-6	No. 1 seed Baylor (National Final, Denver, Colo.)
Rutgers (No. 6 seed)	L 86-7	No. 11 Gonzaga (Kingston Region First Round, Spokane, Wash.)
St. John's (No. 3 seed)	W 69-6	No. 14 seed Creighton (Fresno Region First Round, Norman, Okla.)
	W 74-7	No. 6 seed Oklahoma (Fresno Region First Round, Norman, Okla.)
	L 74-4	No. 2 seed Duke (Fresno Region Semifinal, Norman, Okla.)
West Virginia	W 68-5	No. 9 seed Texas (Fresno Region First Round, Norfolk, Va.)
	L 72-5	No. 1 seed Stanford (Fresno Region Second Round, Norfolk, Va.)

2010-11 (19-9)

Connecticut (No. 1 seed)	W 75-3	No. 16 seed Hartford (Philadelphia Region First Round, Storrs, Conn.)
	W 64-4	No. 9 seed Purdue (Philadelphia Region Second Round, Storrs, Conn.)
	W 68-6	No. 5 seed Georgetown (Philadelphia Region Semifinal, Philadelphia, Pa.)
	W 75-4	No. 2 seed Duke (Philadelphia Region Final, Philadelphia, Pa.)
	L 72-6	No. 2 seed Notre Dame (National Semifinal, Indianapolis, Ind.)
Notre Dame (No. 2 seed)	W 67-5	No. 15 seed Utah (Dayton Region First Round, Salt Lake City, Utah)
	W 77-6	No. 10 seed Temple (Dayton Region Second Round, Salt Lake City, Utah)
	W 78-5	No. 6 seed Oklahoma (Dayton Region Semifinal, Dayton, Ohio)
	W 73-5	No. 1 seed Tennessee (Dayton Region Final, Dayton, Ohio)
	W 72-6	No. 1 seed Connecticut (National Semifinal, Indianapolis, Ind.)
	L 76-7	No. 2 seed Texas A&M (National Championship, Indianapolis, Ind.)
DePaul (No. 3 seed)	W 56-4	No. 14 seed Navy (Philadelphia Region First Round, University Park, Pa.)
	W 75-7	No. 6 seed Penn State (Philadelphia Region Second Round, University Park, Pa.)
	L 70-6	No. 2 seed Duke (Philadelphia Region Semifinal, Philadelphia, Pa.)
Georgetown (No. 5 seed)	W 65-4	No. 12 seed Princeton (Philadelphia Region First Round, College Park, Md.)
	W 79-5	No. 4 seed Maryland (Philadelphia Region Second Round, College Park, Md.)
	L 68-6	No. 1 seed Connecticut (Philadelphia Region Semifinal, Philadelphia, Pa.)
Rutgers (No. 7 seed)	W 76-5	No. 10 seed Louisiana Tech (Dallas Region First Round, Shreveport, La.)
	L 76-5	No. 2 seed Texas A&M (Dallas Region Second Round, Shreveport, La.)
Louisville (No. 7 seed)	W 81-6	No. 10 seed Vanderbilt (Spokane Region First Round, Cincinnati, Ohio)
	W 85-7	No. 2 seed Xavier (Spokane Region Second Round, Cincinnati, Ohio)
	L 76-6	No. 11 seed Gonzaga (Spokane Region Semifinal, Spokane, Wash.)
Marquette (No. 8 seed)	W 68-65	No. 9 seed Texas (Dayton Region First Round, Knoxville, Tenn.)
	L 79-7	No. 1 seed Tennessee (Dayton Region Second Round, Knoxville, Tenn.)
St. John's (No. 9 seed)	W 55-5	No. 8 seed Texas Tech (Spokane Region First Round, Stanford, Calif.)
	L 86-5	No. 1 seed Stanford (Spokane Region Second Round, Stanford, Calif.)
West Virginia (No. 9 seed)	W 79-7	No. 8 seed Houston (Dallas Region First Round, Waco, Texas)
	L 82-6	No. 1 seed Baylor (Dallas Region Second Round, Waco, Texas)

2009-10 (11-6)

Connecticut (No. 1 seed)	W 95-3	No. 16 seed Southern (Dayton Region First Round, Norfolk, Va.)
	W 90-3	No. 8 seed Temple (Dayton Region Second Round, Norfolk, Va.)
	W 74-3	No. 4 seed Iowa State (Dayton Region Semifinal, Dayton, Ohio)
	W 90-5	No. 3 seed Florida State (Dayton Region Final, Dayton, Ohio)
	W 70-5	No. 4 seed Baylor (National Semifinal, San Antonio, Texas)
	W 53-4	No. 1 seed Stanford (National Championship, San Antonio, Texas)
Notre Dame (No. 2 seed)	W 86-5	No. 15 seed Cleveland State (Kansas City Region First Round, Notre Dame, Ind.)
	W 84-6	No. 10 seed Vermont (Kansas City Region First Round, Notre Dame, Ind.)
	L 77-72 (OT)	No. 3 seed Oklahoma (Kansas City Region Semifinal, Kansas City, Mo.)
West Virginia (No. 3 seed)	W 58-4	No. 14 seed Lamar (Memphis Region First Round, Austin, Texas)
	L 64-5	No. 11 seed San Diego State (Memphis Region Second Round, Austin, Texas)
Georgetown (No. 5 seed)	W 62-4	No. 12 seed Marist (Memphis Region First Round, Berkeley, Calif.)
	L 49-3	No. 4 seed Baylor (Memphis Region Second Round, Berkeley, Calif.)
St. John's (No. 6 seed)	W 65-4	No. 11 seed Princeton (Dayton Region First Round, Tallahassee, Fla.)
	L 66-65 (OT)	No. 3 seed Florida State (Dayton Region Second Round, Tallahassee, Fla.)
Rutgers (No. 9 seed)	L 70-6	No. 8 seed Iowa (Sacramento Region First Round, Stanford, Calif.)
DePaul (No. 11 seed)	L 83-76 (OT)	No. 6 seed Vanderbilt (Sacramento Region First Round, Cincinnati, Ohio)

2008-09 (15-6)

Connecticut (No. 1 seed)	W 104-65	No. 16 seed Vermont (Trenton Region First Round, Storrs, Conn.)
	W 87-59	No. 8 seed Florida (Trenton Region Second Round, Storrs, Conn.)
	W 77-53	No. 4 seed California (Trenton Region Semifinal, Trenton, N.J.)
	W 83-64	No. 6 seed Arizona State (Trenton Region Final, Trenton, N.J.)
	W 83-64	No. 2 seed Stanford (National Semifinal, St. Louis, Mo.)
	W 76-54	No. 3 seed Louisville (National Championship, St. Louis, Mo.)
Louisville (No. 3 seed)	W 62-42	No. 14 seed Liberty (Raleigh Region First Round, Baton Rouge, La.)
	W 62-52	No. 6 seed LSU (Raleigh Region Second Round, Baton Rouge, La.)
	W 56-39	No. 2 seed Baylor (Raleigh Region Semifinal, Raleigh, N.C.)
	W 77-60	No. 1 seed Maryland (Raleigh Region Final, Raleigh, N.C.)
	W 61-59	No. 1 seed Oklahoma (National Semifinal, St. Louis, Mo.)
	L 76-54	No. 1 seed Connecticut (National Championship, St. Louis, Mo.)
Pittsburgh (No. 4 seed)	W 64-35	No. 13 seed Montana (Oklahoma City Region First Round, Seattle, Wash.)
	W 65-60	No. 12 seed Gonzaga (Oklahoma City Region Second Round, Seattle, Wash.)
	L 70-59	No. 1 seed Oklahoma (Oklahoma City Region Semifinal, Oklahoma City, Okla.)
DePaul (No. 7 seed)	L 76-70	No. 10 seed San Diego State (Berkley Region First Round, San Diego, Calif.)
Notre Dame (No. 7 seed)	L 79-71	No. 10 seed Minnesota (Trenton Region First Round, South Bend, Ind.)
Rutgers (No. 7 seed)	W 57-51	No. 10 seed VCU (Oklahoma City Region First Round, Piscataway, N.J.)
	W 80-52	No. 2 seed Auburn (Oklahoma City Region Second Round, Piscataway, N.J.)
	L 67-61	No. 6 seed Purdue (Oklahoma City Region Semifinal, Oklahoma City, Okla.)
Villanova (No. 8 seed)	L 60-30	No. 9 seed Utah (Raleigh Region First Round, College Park, Md.)

BIG EAST in the NCAA Championship

2007-08 (14-8)

Connecticut (No. 1 seed)	W 89-47	No. 16 seed Cornell (Greensboro Region First Round, Bridgeport, Conn.)
	W 89-55	No. 8 seed Texas (Greensboro Region Second Round, Bridgeport, Conn.)
	W 78-63	No. 5 seed Old Dominion (Greensboro Region Semifinal, Greensboro, N.C.)
	W 66-56	No. 2 seed Rutgers (Greensboro Region Final, Greensboro, N.C.)
	L 82-73	No. 2 seed Stanford (National Semifinal, Tampa, Fla.)
Rutgers (No. 2 seed)	W 85-42	No. 15 seed Robert Morris (Greensboro Region First Round, Des Moines, Iowa)
	W 69-58	No. 7 seed Iowa State (Greensboro Region Second Round, Des Moines, Iowa)
	W 53-42	No. 6 seed George Washington (Greensboro Region Semifinal, Greensboro, N.C.)
	L 66-56	No. 1 seed Connecticut (Greensboro Region Final, Greensboro, N.C.)
Louisville (No. 4 seed)	W 81-67	No. 13 seed Miami (Ohio) (New Orleans Region First Round, West Lafayette, Ind.)
	W 80-63	No. 5 seed Kansas State (New Orleans Region Second Round, Bridgeport, Conn.)
	L 78-74	No. 1 seed North Carolina (New Orleans Region Semifinal, New Orleans, La.)
Notre Dame (No. 5 seed)	W 75-62	No. 12 seed Southern Methodist (OK City Region First Round, West Lafayette, Ind.)
	W 79-75 (OT)	No. 4 seed Oklahoma (Oklahoma City Region Second Round, West Lafayette, Ind.)
	L 74-64	No. 1 seed Tennessee (Oklahoma City Region Semifinal, Oklahoma City, Okla.)
West Virginia (No. 5 seed)	W 61-60	No. 12 seed New Mexico (Spokane Region First Round, Albuquerque, N.M.)
	L 64-46	No. 4 seed Vanderbilt (Spokane Region Second Round, Albuquerque, N.M.)
Pittsburgh (No. 6 seed)	W 63-58	No. 11 seed Wyoming (Spokane Region First Round, Albuquerque, N.M.)
	W 67-59	No. 3 seed Baylor (Spokane Region Second Round, Albuquerque, N.M.)
	L 72-53	No. 2 seed Stanford (Spokane Region Semifinal, Spokane, Wash.)
Syracuse (No. 7 seed)	L 59-55	No. 10 seed Hartford (Oklahoma City Region First Round, Baton Rouge, La.)
DePaul (No. 10 seed)	L 76-57	No. 7 seed Marist (New Orleans Region First Round, Baton Rouge, La.)

2006-07 (13-8)

Connecticut (No. 1 seed)	W 82-33	No. 16 seed Maryland-Baltimore County (Fresno Region First Round, Hartford, Ct.)
	W 94-70	No. 9 seed Wisconsin-Green Bay (Fresno Region Second Round, Hartford, Conn.)
	W 78-71	No. 4 seed NC State (Fresno Region Semifinal, Fresno, Calif.)
	L 73-50	No. 1 seed LSU (Fresno Region Final, Fresno, Calif.)
Rutgers (No. 4 seed)	W 77-34	No. 13 seed East Carolina (Greensboro Region First Round, East Lansing, Mich.)
	W 70-57	No. 5 seed Michigan State (Greensboro Region Second Round, East Lansing, Mich.)
	W 53-52	No. 1 seed Duke (Greensboro Region Semifinal, Greensboro, N.C.)
	W 64-45	No. 3 seed Arizona State (Greensboro Region Final, Greensboro, N.C.)
	W 59-35	No. 3 seed LSU (National Semifinal, Cleveland, Ohio)
	L 59-46	No. 1 seed Tennessee (National Final, Cleveland, Ohio)
Louisville (No. 6 seed)	W 80-54	No. 11 seed BYU (Greensboro Region First Round, Los Angeles, Calif.)
	L 67-58	No. 3 seed Arizona State (Greensboro Region Second Round, Los Angeles, Calif.)
Marquette (No. 6 seed)	W 87-58	No. 11 seed Louisiana-Lafayette (Dayton Region First Round, Austin, Texas)
	L 78-47	No. 3 seed Oklahoma (Dayton Region Second Round, Austin, Texas)
Pittsburgh (No. 8 seed)	W 71-61	No. 9 seed James Madison (Dayton Region First Round, Pittsburgh, Pa.)
	L 68-54	No. 1 seed Tennessee (Dayton Region Second Round, Pittsburgh, Pa.)
Notre Dame (No. 9 seed)	W 62-59	No. 8 seed California (Dallas Region First Round, Pittsburgh, Pa.)
	L 60-51	No. 1 seed North Carolina (Dallas Region Second Round, Pittsburgh, Pa.)
DePaul (No. 10 seed)	L 55-4	No. 7 seed Georgia Tech (Dallas Region First Round, Minneapolis, Minn.)
West Virginia (No. 11 seed)	W 65-52	No. 6 seed Xavier (Fresno Region First Round, Austin, Texas)
	L 49-43	No. 3 LSU (Fresno Region Second Round, Austin, Texas)

2005-06 (8-7)

Connecticut (No. 2 seed)	W 77-54	No. 15 seed Coppin State (Bridgeport Region First Round, State College, Pa.)
	W 79-56	No. 7 seed Virginia Tech (Bridgeport Region Second Round, State College, Pa.)
	W 77-75	No. 3 seed Georgia (Bridgeport Region Semifinal, Bridgeport, Conn.)
	L 63-61 (OT)	No. 2 seed Duke (Bridgeport Region Final, Bridgeport, Conn.)
DePaul (No. 4 seed)	W 68-43	No. 13 seed Liberty (San Antonio Region First Round, Chicago, Ill.)
	W 71-67	No. 12 seed Tulsa (San Antonio Region Second Round, Chicago, Ill.)
	L 66-56	No. 1 seed LSU (San Antonio Region Semifinal, San Antonio, Texas)
	L 76-64	No. 8 seed Vanderbilt (Cleveland Region First Round, Nashville, Tenn.)
Louisville (No. 9 seed)	L 78-61	No. 8 seed Boston College (Albuquerque Region First Round, West Lafayette, Ind.)
Notre Dame (No. 9 seed)	W 63-58	No. 14 seed Dartmouth (Cleveland Region First Round, Trenton, N.J.)
Rutgers (No. 3 seed)	W 82-48	No. 11 seed TCU (Cleveland Region Second Round, Trenton, N.J.)
	L 76-69	No. 2 seed Tennessee (Cleveland Region Semifinal, Cleveland, Ohio)
St. John's (No. 7 seed)	W 78-68	No. 10 seed California (Albuquerque Region First Round, State College, Pa.)
	L 81-74	No. 2 seed Maryland (Albuquerque Region Second Round, State College, Pa.)
USF (No. 9 seed)	L 67-65	No. 8 seed USC (Bridgeport Region First Round, Norfolk, Va.)

2004-05 (7-4)

Boston College (No. 7 seed)	W 65-43	No. 10 seed Houston (Chattanooga Region First Round, Chapel Hill, N.C.)
	L 70-60	No. 2 seed Duke (Chattanooga Region Second Round, Chapel Hill, N.C.)
Connecticut (No. 3 seed)	W 95-47	No. 14 seed Dartmouth (Kansas City Region First Round, Storrs, Conn.)
	W 70-52	No. 6 seed Florida State (Kansas City Region Second Round, Storrs, Conn.)
	L 76-59	No. 2 seed Stanford (Kansas City Region Semifinal, Kansas City, Mo.)
Notre Dame (No. 4 seed)	W 61-51	No. 13 seed UC Santa Barbara (Tempe Region First Round, Fresno, Calif.)
	L 70-61	No. 5 seed Arizona State (Tempe Region Second Round, Fresno, Calif.)
Rutgers (No. 3 seed)	W 62-37	No. 14 seed Hartford (Philadelphia Region First Round, Storrs, Conn.)
	W 61-54	No. 6 seed Temple (Philadelphia Region Second Round, Storrs, Conn.)
	W 64-58	No. 2 seed Ohio State (Philadelphia Region Semifinal, Philadelphia, Pa.)
	L 59-49	No. 1 seed Tennessee (Philadelphia Region Final, Philadelphia, Pa.)

2003-04 (12-7)

Boston College (No. 3 seed)	W 58-56	No. 14 seed Eastern Michigan (Midwest Region First Round, Columbus, Ohio)
	W 63-48	No. 6 seed Ohio State (Midwest Region Second Round, Columbus, Ohio)
	L 76-63	No. 7 seed Minnesota (Midwest Region Semifinal, Norfolk, Va.)
Connecticut (No. 2 seed)	W 91-55	No. 15 seed Pennsylvania (East Region First Round, Bridgeport, Conn.)
	W 79-53	No. 7 seed Auburn (East Region Second Round, Bridgeport, Conn.)
	W 63-55	No. 11 seed UC Santa Barbara (East Region Semifinal, Hartford, Conn.)
	W 66-49	No. 1 seed Penn State (East Region Final, Hartford, Conn.)
	W 67-58	No. 7 seed Minnesota (National Semifinal, New Orleans, La.)
	W 70-61	No. 1 seed Tennessee (National Championship, New Orleans, La.)
Miami (No. 5 seed)	L 86-85	No. 12 seed Maryland (West Region First Round, Baton Rouge, La.)
Notre Dame (No. 5 seed)	W 69-65 (OT)	No. 12 seed SW Missouri State (East Region First Round, Notre Dame, Ind.)
	W 59-46	No. 13 seed Middle Tennessee (East Region Second Round, Notre Dame, Ind.)
	L 55-49	No. 1 seed Penn State (East Region Semifinal, Hartford, Conn.)
Rutgers (No. 7 seed)	L 74-69	No. 10 seed Chattanooga (Midwest Region First Round, Chattanooga, Tenn.)
Villanova (No. 7 seed)	W 66-63	No. 10 seed Mississippi (West Region First Round, Ames, Iowa)
	L 60-42	No. 2 seed Purdue (West Region Second Round, Ames, Iowa)
Virginia Tech (No. 8 seed)	W 89-76	No. 9 seed Iowa (East Region First Round, Blacksburg, Va.)
	L 61-48	No. 1 seed Penn State (East Region Second Round, Blacksburg, Va.)
West Virginia (No. 11 seed)	L 73-67	No. 6 seed Ohio State (East Region First Round, Columbus, Ohio)

2002-03 (15-6)

Boston College (No. 5 seed)	W 73-72	No. 12 seed Old Dominion (East Region First Round, Norfolk, Va.)
	W 86-85 (OT)	No. 4 seed Vanderbilt (East Region Second Round, Norfolk, Va.)
	L 70-49	No. 1 seed Connecticut (East Region Semifinal, Dayton, Ohio)
Connecticut (No. 1 seed)	W 91-44	No. 16 seed Boston University (East Region First Round, Storrs, Conn.)
	W 81-66	No. 9 seed TCU (East Region Second Round, Storrs, Conn.)
	W 70-49	No. 5 seed Boston College (East Region Semifinal, Dayton, Ohio)
	W 73-64	No. 2 seed Purdue (East Region Final, Dayton, Ohio)
	W 71-69	No. 2 seed Texas (National Semifinal, Atlanta, Ga.)
	W 73-68	No. 1 seed Tennessee (National Championship, Atlanta, Ga.)
Miami (No. 11 seed)	L 91-85 (OT)	No. 6 seed New Mexico (Midwest Region First Round, Albuquerque, N.M.)
Notre Dame (No. 11 seed)	W 59-47	No. 6 seed Arizona (East Region First Round, Manhattan, Kan.)
	W 59-53	No. 3 seed Kansas State (East Region Second Round, Manhattan, Kan.)
	L 66-47	No. 2 seed Purdue (East Region Semifinal, Dayton, Ohio)
Rutgers (No. 4 seed)	W 64-52	No. 13 seed Western Kentucky (Midwest Region First Round, Athens, Ga.)
	L 74-64	No. 5 seed Georgia (Midwest Region Second Round, Athens, Ga.)
Villanova (No. 2 seed)	W 51-36	No. 15 seed St. Francis (Pa.) (Midwest Region First Round, Norman, Okla.)
	W 70-57	No. 7 seed George Washington (Midwest Region Second Round, Norman, Okla.)
	W 53-51	No. 6 seed Colorado (Midwest Region Semifinal, Knoxville, Tenn.)
	L 73-49	No. 1 seed Tennessee (Midwest Region Final, Knoxville, Tenn.)
Virginia Tech (No. 7 seed)	W 61-59	No. 10 seed Georgia Tech (East Region First Round, West Lafayette, Ind.)
	L 80-62	No. 2 seed Purdue (East Region Second Round, West Lafayette, Ind.)



BIG EAST in the NCAA Championship

2001-02 (8-4)

Boston College (No. 5 seed)	L	65-59	No. 12 seed Mississippi State (West Region First Round, Lubbock, Texas)
Connecticut (No. 1 seed)	W	86-37	No. 16 seed St. Francis (Pa.) (Midwest Region First Round, Storrs, Conn.)
	W	86-48	No. 9 seed Iowa (Midwest Region First Round, Storrs, Conn.)
	W	82-64	No. 4 seed Penn State (Midwest Region Semifinal, Milwaukee, Wisc.)
	W	85-64	No. 7 seed Old Dominion (Midwest Region Final, Milwaukee, Wisc.)
	W	79-56	No. 2 seed Tennessee (National Semifinal, San Antonio, Texas)
	W	82-70	No. 1 seed Oklahoma (National Championship, San Antonio, Texas)
Notre Dame (No. 7 seed)	W	87-69	No. 10 seed New Mexico (Midwest Region First Round, Knoxville, Tenn.)
	L	89-50	No. 2 seed Tennessee (Midwest Region First Round, Knoxville, Tenn.)
Syracuse (No. 10 seed)	L	87-69	No. 7 seed Drake (East Region First Round, Waco, Texas)
Villanova (No. 9 seed)	W	67-46	No. 8 seed Pepperdine (West Region First Round, Norman, Okla.)
	L	66-53	No. 1 seed Oklahoma (West Region First Round, Norman, Okla.)

2000-01 (13-4)

Connecticut (No. 1 seed)	W	101-29	No. 16 seed Long Island (East Region First Round, Storrs, Conn.)
	W	89-44	No. 9 seed Colorado State (East Region Second Round, Storrs, Conn.)
	W	72-58	No. 4 seed NC State (East Region Semifinal, Pittsburgh, Pa.)
	W	67-48	No. 3 seed Louisiana Tech (East Region Final, Pittsburgh, Pa.)
	L	90-75	No. 1 seed Notre Dame (National Semifinal, St. Louis, Mo.)
Notre Dame (No. 1 seed)	W	98-49	No. 16 seed Alcorn State (Midwest Region First Round, Notre Dame, Ind.)
	W	88-54	No. 8 seed Michigan (Midwest Region Second Round, Notre Dame, Ind.)
	W	69-54	No. 5 seed Utah (Midwest Region Semifinal, Denver, Colo.)
	W	72-64	No. 3 seed Vanderbilt (Midwest Region Final, Denver, Colo.)
	W	90-75	No. 1 seed Connecticut (National Semifinal, St. Louis, Mo.)
	W	68-66	No. 3 seed Purdue (National Championship, St. Louis, Mo.)
Rutgers (No. 4 seed)	W	80-43	No. 13 seed Stephen F. Austin (West Region First Round, Piscataway, N.J.)
	L	60-53	No. 5 seed SW Missouri State (West Region Second Round, Piscataway, N.J.)
Villanova (No. 5 seed)	W	66-58	No. 12 seed Drake (East Region First Round, Raleigh, N.C.)
	L	68-64	No. 4 seed NC State (East Region Second Round, Raleigh, N.C.)
Virginia Tech (No. 7 seed)	W	77-57	No. 10 seed Denver (Midwest Region First Round, Lubbock, Texas)
	L	73-52	No. 2 seed Texas Tech (Midwest Region Second Round, Lubbock, Texas)

1999-00 (13-3)

Boston College (No. 5 seed)	W	93-76	No. 12 seed Nebraska (Midwest Region First Round, Charlottesville, Va.)
	L	74-70	No. 4 seed Virginia (Midwest Region Second Round, Charlottesville, Va.)
Connecticut (No. 1 seed)	W	116-46	No. 16 seed Hampton (East Region First Round, Storrs, Conn.)
	W	83-45	No. 9 seed Clemson (East Region Second Round, Storrs, Conn.)
	W	102-80	No. 5 seed Oklahoma (East Region Semifinal, Richmond, Va.)
	W	86-71	No. 3 seed LSU (East Region Final, Richmond, Va.)
	W	89-67	No. 2 seed Penn State (National Semifinal, Philadelphia, Pa.)
	W	71-52	No. 1 seed Tennessee (National Championship, Philadelphia, Pa.)
Notre Dame (No. 2 seed)	W	87-61	No. 15 seed San Diego (Midwest Region First Round, Notre Dame, Ind.)
	W	95-60	No. 7 seed Geo. Washington (Midwest Region Second Round, Notre Dame, Ind.)
	L	69-65	No. 3 seed Texas Tech (Midwest Region Semifinal, Memphis, Tenn.)
Rutgers (No. 2 seed)	W	91-70	No. 15 seed Holy Cross (West Region First Round, Piscataway, N.J.)
	W	59-39	No. 10 seed St. Joseph's (West Region Second Round, Piscataway, N.J.)
	W	60-45	No. 11 seed UAB (West Region Semifinal, Portland, Ore.)
	W	59-51	No. 1 seed Georgia (West Region Final, Portland, Ore.)
	L	64-54	No. 1 seed Tennessee (National Semifinal, Philadelphia, Pa.)

1998-99 (7-4)

Boston College (No. 8 seed)	W	72-59	No. 9 seed Ohio State (East Region First Round, Knoxville, Tenn.)
	L	89-62	No. 1 seed Tennessee (East Region Second Round, Knoxville, Tenn.)
Connecticut (No. 1 seed)	W	97-46	No. 16 seed St. Francis (Midwest Region First Round, Storrs, Conn.)
	W	86-84	No. 8 seed Xavier (Midwest Region Second Round, Storrs, Conn.)
	L	64-58	No. 4 seed Iowa State (Midwest Region Semifinal, Cincinnati, Ohio)
Notre Dame (No. 5 seed)	W	61-57	No. 12 seed St. Mary's (West Region First Round, Baton Rouge, La.)
	L	74-64	No. 4 seed LSU West Region Second Round, Baton Rouge, La.)
Rutgers (No. 3 seed)	W	84-70	No. 14 seed Dartmouth (Midwest Region First Round, Piscataway, N.J.)
	W	90-47	No. 6 seed Arizona (Midwest Region Second Round, Piscataway, N.J.)
	W	53-42	No. 2 seed Texas Tech (Midwest Region Semifinal, Normal, Ill.)
	L	75-62	No. 1 seed Purdue (Midwest Region Final, Normal, Ill.)

1997-98 (7-4)

Connecticut (No. 2 seed)	W	93-52	No. 15 seed Fairfield (East Region First Round, Storrs, Conn.)
	W	75-67	No. 10 seed George Washington (East Region Second Round, Storrs, Conn.)
	W	74-57	No. 3 seed Arizona (East Region Semifinal, Dayton, Ohio)
	L	60-52	No. 4 seed North Carolina State (East Region Final, Dayton, Ohio)
Miami (No. 11 seed)	L	60-49	No. 6 seed Clemson (Midwest Region First Round, Ruston, La.)
Notre Dame (No. 9 seed)	W	78-64	No. 8 seed SW Missouri State (Midwest Region First Round, Lubbock, Texas)
	W	74-59	No. 1 seed Texas Tech (Midwest Region Second Round, Lubbock, Texas)
	L	70-65	No. 4 seed Purdue (Midwest Region Semifinal, Lubbock, Texas)
Rutgers (No. 5 seed)	W	79-76	No. 12 seed Oregon (Midwest Region First Round, Ames, Iowa)
	W	62-61	No. 4 seed Iowa State (Midwest Region Second Round, Ames, Iowa)
	L	92-60	No. 1 seed Tennessee (Midwest Region Semifinal, Nashville, Tenn.)

1996-97 (7-2)

Connecticut (No. 1 seed)	W	103-35	No. 16 seed Lehigh (Midwest Region First Round, Storrs, Conn.)
	W	72-53	No. 9 seed Iowa (Midwest Region Second Round, Storrs, Conn.)
	W	78-73	No. 4 seed Illinois (Midwest Region Semifinal, Iowa City, Iowa)
	L	91-81	No. 3 seed Tennessee (Midwest Region Final, Iowa City, Iowa)
Notre Dame (No. 6 seed)	W	93-62	No. 11 seed Memphis (East Region First Round, Austin, Texas)
	W	86-83	No. 3 seed Texas (East Region Second Round, Austin, Texas)
	W	87-71	No. 2 seed Alabama (East Region Semifinal, Columbia, S.C.)
	W	62-52	No. 5 seed George Washington (East Region Final, Columbia, S.C.)
	L	80-66	No. 3 seed Tennessee (National Semifinal, Cincinnati, Ohio)

1995-96 (5-2)

Connecticut (No. 1 seed)	W	94-63	No. 16 seed Howard (Midwest Region First Round, Storrs, Conn.)
	W	88-68	No. 9 seed Michigan State (Midwest Region Second Round, Storrs, Conn.)
	W	72-44	No. 12 seed San Francisco (Midwest Region Semifinal, Rosemont, Ill.)
	W	67-57	No. 3 seed Vanderbilt (Midwest Region Final, Rosemont, Ill.)
	L	88-83	No. 1 seed Tennessee (National Semifinal, Charlotte, N.C.)
Notre Dame (No. 12 seed)	W	73-60	No. 5 seed Purdue (Midwest Region First Round, Lubbock, Texas)
	L	82-67	No. 4 seed Texas Tech (Midwest Region Second Round, Lubbock, Texas)

1994-95 (7-1)

Connecticut (No. 1 seed)	W	105-75	No. 16 seed Maine (East Region First Round, Storrs, Conn.)
	W	91-45	No. 8 seed Virginia Tech (East Region Second Round, Storrs, Conn.)
	W	87-56	No. 4 seed Alabama (East Region Semifinal, Storrs, Conn.)
	W	67-63	No. 3 seed Virginia (East Region Final, Storrs, Conn.)
	W	87-60	No. 2 seed Stanford (National Semifinal, Minneapolis, Minn.)
	W	70-64	No. 1 seed Tennessee (National Championship, Minneapolis, Minn.)
Seton Hall (No. 6 seed)	W	73-63	No. 11 seed Stephen F. Austin (West Region First Round, Chapel Hill, N.C.)
	L	59-49	No. 3 seed North Carolina (West Region Second Round, Chapel Hill, N.C.)

1993-94 (5-2)

Connecticut (No. 1 seed)	W	79-60	No. 16 seed Brown (East Region First Round, Storrs, Conn.)
	W	81-59	No. 9 seed Auburn (East Region Second Round, Storrs, Conn.)
	W	78-64	No. 4 seed So. Mississippi (East Region Semifinal, Piscataway, N.J.)
	L	81-69	No. 3 seed North Carolina (East Region Final, Piscataway, N.J.)
Seton Hall (No. 4 seed)	W	70-60	No. 13 seed Vermont (Midwest Region First Round, South Orange, N.J.)
	W	71-66	No. 5 seed Texas (Midwest Region Second Round, South Orange, N.J.)
	L	64-60	No. 1 seed Penn State (Midwest Region Semifinal, Austin, Texas)

1992-93 - no teams seeded below No. 4 (3-3)

Miami	W	61-44	St. Peter's (East Region First Round, Miami, Fla.)
	L	78-63	No. 4 seed W. Kentucky (East Region Second Round, Bowling Green, Ky.)
Georgetown	W	76-74	Northern Illinois (East Region First Round, Washington, D.C.)
	W	68-67	No. 3 seed Penn State (East Region Second Round, University Park, Pa.)
	L	77-57	No. 2 seed Virginia (East Region Semifinal, Richmond, Va.)
Connecticut	L	74-71	Louisville (Midwest Region First Round, Storrs, Conn.)

1991-92 (2-3)

Miami (No. 2 seed)	W	86-72	No. 7 seed North Carolina (East Region Second Round, Miami, Fla.)
	L	77-67	No. 3 Vanderbilt (East Region Semifinal, Charlottesville, Va.)
Connecticut (No. 6 seed)	W	83-66	No. 11 seed St. Peter's (East Region First Round, Storrs, Conn.)
	L	75-47	No. 3 Vanderbilt (East Region Second Round, Nashville, Tenn.)
Providence (No. 7 seed)	L	74-64	No. 10 Toledo (Midwest Region First Round, Providence, R.I.)

1990-91 (4-2)

Connecticut (No. 3 seed)	W	81-80	No. 11 seed Toledo (East Region Second Round, Storrs, Conn.)
	W	82-71	No. 2 seed NC State (East Region Semifinal, Philadelphia, Pa.)
	W	60-57	No. 4 seed Clemson (East Region Final, Philadelphia, Pa.)
	L	61-55	No. 1 seed Virginia (National Semifinal, New Orleans, La.)
Providence (No. 5 seed)	W	88-87	No. 12 seed Fairfield (East Region First Round, Providence, R.I.)
	L	103-91	No. 4 seed Clemson (East Region Second Round, Clemson, S.C.)

1989-90 (1-2)

Providence (No. 3 seed)	W	77-75	No. 6 seed Maryland (East Region Second Round, Providence, R.I.)
	L	77-71	No. 2 seed Virginia (East Region Semifinal, Norfolk, Va.)
Connecticut (No. 4 seed)	L	61-59	No. 5 seed Clemson (East Region Second Round, Storrs, Conn.)

1988-89 (0-3)

Connecticut (No. 8 seed)	L	72-63	No. 9 seed La Salle (East Region First Round, Storrs, Conn.)
Providence (No. 11 seed)	L	94-74	No. 6 seed James Madison (East Region First Round, Harrisonburg, Va.)
Villanova (No. 11 seed)	L	66-41	No. 6 seed Old Dominion (Midwest Region First Round, Norfolk, Va.)

BIG EAST in the NCAA Championship

1987-88 (1-3)

St. John's (No. 7 seed)	W	83-70	No. 10 seed Fairfield (East Region First Round, Jamaica, N.Y.)
	L	85-64	No. 2 seed Virginia (East Region Second Round, Charlottesville, Va.)
Syracuse (No. 6 seed)	L	116-75	No. 3 seed Ohio State (Midwest Region Second Round, Columbus, Ohio)
Villanova (No. 8 seed)	L	53-51	No. 9 seed Wake Forest (East Region First Round, Villanova, Pa.)

1986-87 (0-1)

Villanova (No. 6 seed)	L	68-67	No. 3 seed N.C. State (East Region Second Round, Philadelphia, Pa.)
------------------------	---	-------	---

1985-86 (1-2)

Providence (No. 9 seed)	L	55-53	No. 8 seed James Madison (East Region First Round, Providence, R.I.)
Villanova (No. 7 seed)	W	60-55	No. 10 seed La Salle (East Region First Round, Philadelphia, Pa.)
	L	85-58	No. 2 seed Rutgers (East Region Second Round, New Brunswick, N.J.)

1984-85 (0-1)

Syracuse (No. 8 seed)	L	88-63	No. 1 seed Old Dominion (East Region First Round, Norfolk, Va.)
-----------------------	---	-------	---

1983-84 (0-1)

St. John's (No. 7 seed)	L	81-79	No. 2 seed North Carolina (East Region First Round, Chapel Hill, N.C.)
-------------------------	---	-------	--

1982-83 (0-1)

St. John's (No. 7 seed)	L	86-63	No. 2 seed Old Dominion (East Region First Round, Norfolk, Va.)
-------------------------	---	-------	---



UConn won the 1995 NCAA Championship with the help of Naismith Player of the Year, Rebecca Lobo

BIG EAST Round-By-Round Records

Year	First Round W-L	Second Round W-L	Regional Semis W-L	Regional Final W-L	National Semi W-L	National Final W-L
1983	0-1					
1984	0-1					
1985	0-1					
1986	1-1	0-1				
1987	0-1					
1988	1-1	0-2				
1989	0-3					
1990		1-1	0-1			
1991	1-0	1-1	1-0	1-0	0-1	
1992	1-1	1-1	0-1			
1993	2-1	1-1	0-1			
1994	2-0	2-0	1-1	0-1		
1995	2-0	1-1	1-0	1-0	1-0	1-0
1996	2-0	1-1	1-0	1-0	0-1	
1997	2-0	2-0	2-0	1-1	0-1	
1998	3-1	3-0	1-2	0-1		
1999	4-0	2-2	1-1	0-1		
2000	4-0	3-1	2-1	2-0	1-1	1-0
2001	5-0	2-3	2-0	2-0	1-1	1-0
2002	3-2	1-2	1-0	1-0	1-0	1-0
2003	6-1	4-2	2-2	1-1	1-0	1-0
2004	5-3	3-2	1-2	1-0	1-0	1-0
2005	4-0	2-2	1-1	0-1		
2006	4-3	3-1	1-2	0-1		
2007	7-1	2-5	2-0	1-1	1-0	0-1
2008	6-2	5-1	2-3	1-1	0-1	
2009	4-3	4-0	2-2	2-0	2-0	1-1
2010	5-2	2-3	1-1	1-0	1-0	1-0
2011	9-0	5-4	2-3	2-0	1-1	0-1
2012	7-1	3-4	2-1	2-0	1-1	0-1
2013	4-4	3-1	3-0	3-0	2-1	1-1
2014	2-0	1-1	0-1			
2015	1-1	0-1				
2016	1-2	1-0	0-1			
2017	2-1	0-2				
Record	100-38	59-46	32-27	23-9	14-9	9-5
Win%	.725	.523	.542	.719	.609	.643



St. John's won its first BIG EAST Tournament in 1983 and again in 1984 and 1988, before claiming the most recent crown in 2016

BIG EAST in the WNIT

2016-17 (6-3)

Georgetown	L 49-60	Fordham (First Round, Washington, D.C.)
St. John's	W 72-43	Sacred Heart (First Round, Queens, N.Y.)
	W 62-57	Harvard (Second Round, Queens, N.Y.)
	L 40-60	Michigan (Round of 16, Ann Arbor, Mich.)
Villanova	W 59-53	Princeton (First Round, Princeton, N.J.)
	W 56-51	Drexel (Second Round, Philadelphia, Pa.)
	W 69-67 (OT)	James Madison (Round of 16, Harrisonburg, Va.)
	W 69-57	Indiana (Quarterfinals, Bloomington, Ind.)
	L 61-65	Michigan (Semifinals, Ann Arbor, Mich.)

2015-16 (1-3)

Creighton	L 68-74	South Dakota (First Round, Vermillion, S.D.)
Georgetown	L 55-57	Rutgers (First Round, Piscataway, N.J.)
Villanova	W 67-51	Liberty (First Round, Villanova, Pa.)
	L 74-82	Hofstra (Second Round, Villanova, Pa.)

2014-15 (5-3)

Creighton	L 68-58	South Dakota (First Round, Vermillion, S.D.)
St. John's	W 64-56	Army (First Round, Queens, N.Y.)
	W 77-63	Fordham (Second Round, Queens, N.Y.)
	L 63-55	Villanova (Third Round, Villanova, Pa.)
Villanova	W 71-60	Maine (First Round, Villanova, Pa.)
	W 71-66	Old Dominion (Second Round, Villanova, Pa.)
	W 63-55	St. John's (Third Round, Villanova, Pa.)
	L 75-70	West Virginia (Quarterfinal, Morgantown, W.Va.)

2013-14 (5-5)

Butler	L 78-61	South Dakota State (First Round, Brookings, S.D.)
Creighton	W 77-51	Missouri (First Round, Omaha, Neb.)
	L 62-51	South Dakota State (Second Round, Brookings, S.D.)
Marquette	W 63-61	Indiana State (First Round, Terre Haute, Ind.)
	L 72-69	Indiana (Second Round, Bloomington, Ind.)
Seton Hall	W 63-60	American (First Round, South Orange, N.J.)
	W 75-74	Princeton (Second Round, South Orange, N.J.)
	L 91-79 (2OT)	Rutgers (Third Round, Piscataway, N.J.)
Villanova	W 74-66	Quinnipiac (First Round, Villanova, Pa.)
	L 76-66	George Washington (Second Round, Villanova, Pa.)

2012-13 (0-1)

Marquette	L 61-59	Northern Iowa (First Round, Milwaukee, Wis.)
-----------	---------	--

2011-12 (9-4)

Cincinnati	W 68-63 (ot)	Duquesne (First Round, Cincinnati, Ohio)
	L 72-51	Toledo (Second Round, Toledo, Ohio)
USF	W 76-20	Florida Atlantic (First Round, Tampa, Fla.)
	W 77-61	Florida International (Second Round, Tampa, Fla.)
	L 72-45	James Madison (Third Round, Harrisonburg, Va.)
Syracuse	W 59-42	Hartford (First Round, Hartford, Conn.)
	W 65-43	Drexel (Second Round, Philadelphia, Pa.)
	W 82-68	Temple (Third Round, Philadelphia, Pa.)
	W 74-73 (ot)	Toledo (Quarterfinal Round, Toledo, Ohio)
	L 74-71	James Madison (Semifinal Round, Harrisonburg, Pa.)
Villanova	W 58-39	American (First Round, Villanova, Pa.)
	W 58-55	Illinois State (Second Round, Normal, Ill.)
	L 48-47	Colorado (Third Round, Boulder, Colo.)

2010-11 (3-1)

Syracuse	W 77-53	Monmouth (First Round, Syracuse, N.Y.)
	W 63-53	St. Bonaventure (Syracuse, N.Y.)
	W 72-63	Eastern Michigan (Syracuse, N.Y.)
	L 71-68 (ot)	Toledo (Toledo, Ohio)

2009-10 (7-5)

Marquette	W 85-56	Eastern Illinois (First Round, Milwaukee, Wis.)
	L 74-72 (ot)	Illinois (Second Round, Champaign, Ill.)
Pittsburgh	L 70-58	Toledo (First Round, Toledo, Ohio)
Providence	W 64-58	Boston University (First Round, Boston, Mass.)
	W 76-61	Old Dominion (Second Round, Providence, R.I.)
	W 77-64	Maryland (Third Round, College Park, Md.)
	L 73-65	Miami (Quarterfinal Round, Providence, R.I.)
USF	L 61-54	Florida (First Round, Gainesville, Fla.)
Syracuse	W 87-68	Harvard (First Round, Syracuse, N.Y.)
	W 69-55	Richmond (Second Round, Syracuse, N.Y.)
	W 74-59	VCU (Third Round, Syracuse, N.Y.)
	L 78-52	Michigan (Quarterfinal Round, Ann Arbor, Mich.)

2008-09 (13-5)

Georgetown	W 73-45	Wintrop (First Round, Washington, D.C.)
	W 72-61	Wake Forest (Second Round, Winston-Salem, N.C.)
	W 65-49	Richmond (Third Round, Washington, D.C.)
	L 65-56	Boston College (Fourth Round, Chestnut Hill, Mass.)
Marquette	W 58-49	Butler (Second Round, Milwaukee, Wis.)
	L 51-50	Illinois State (Third Round, Normal, Ill.)
St. John's	W 83-60	Harvard (First Round, Queens, N.Y.)
	W 70-59	Hartford (Second Round, West Hartford, Conn.)
	L 68-64	Boston College (Third Round, Queens, N.Y.)
USF	W 88-81 (ot)	Florida Gulf Coast (Second Round, Tampa, Fla.)
	W 74-57	Mississippi (Third Round, Tampa, Fla.)
	W 80-66	St. Bonaventure (Fourth Round, Olean, N.Y.)
	W 82-65	Boston College (Semifinals, Chestnut Hill, Mass.)
	W 75-71	Kansas (National Championship, Lawrence, Kan.)
Syracuse	W 90-65	Canisius (First Round, Syracuse, N.Y.)
	L 72-69	Bowling Green (Second Round, Bowling Green, Ohio)
West Virginia	W 70-40	Coppin State (First Round, Morgantown, W.Va.)
	L 68-63	St. Bonaventure (Second Round, Olean, N.Y.)

2007-08 (9-3)

Marquette	W 75-69	Creighton (Second Round, Milwaukee, Wis.)
	W 72-64	Illinois (Third Round, Milwaukee, Wis.)
	W 69-64	Kentucky (Fourth Round, Lexington, Ky.)
	W 86-72	Colorado (Semifinals, Boulder, Colo.)
	W 81-66	Michigan State (National Championship, East Lansing, Mich.)
St. John's	W 65-59	Iona (Second Round, Queens, N.Y.)
	W 65-56	Boston College (Third Round, Queens, N.Y.)
	L 63-61	NC State (Fourth Round, Raleigh, N.C.)
USF	L 67-65	Florida Gulf Coast (First Round, Fort Meyers, Fla.)
Villanova	W 53-52	American (First Round, Villanova, Pa.)
	W 60-54	Wisconsin (Second Round, Madison, Wis.)
	L 64-58	Colorado (Third Round, Boulder, Colo.)

2006-07 (2-2)

Seton Hall	W 60-39	Dartmouth (First Round, South Orange, N.J.)
	L 64-52	Hofstra (Second Round, Hempstead, N.Y.)
USF	W 66-49	Coppin State (Second Round, Tampa, Fla.)
	L 73-71	Virginia (Third Round, Charlottesville, Va.)

2005-06 (9-4)

Cincinnati	L 81-75 (ot)	Florida International (First Round, Miami, Fla.)
Marquette	W 64-44	Illinois (Second Round, Milwaukee, Wis.)
	W 68-63	Iowa State (Third Round, Ames, Iowa)
	W 57-54	Indiana (Fourth Round, Milwaukee, Wis.)
	W 77-64	Pittsburgh (Semifinals, Milwaukee, Wis.)
	L 77-65	Kansas State (Final, Manhattan, Kan.)
Pittsburgh	W 64-57	Delaware (Second Round, Pittsburgh, Pa.)
	W 85-76	Mississippi (Third Round, Pittsburgh, Pa.)
	W 68-56	Virginia (Fourth Round, Pittsburgh, Pa.)
	L 77-64	Marquette (Semifinals, Milwaukee, Wis.)
Villanova	W 71-44	Hofstra (Second Round, Villanova, Pa.)
	W 59-47	Xavier (Third Round, Villanova, Pa.)
	L 94-81	Western Kentucky (Fourth Round, Villanova, Pa.)

2004-05 (6-5)

Marquette	L 66-57	Nebraska (First Round, Milwaukee, Wis.)
St. John's	W 48-42	Delaware (First Round, Newark, Del.)
	L 68-63	West Virginia (Second Round, Morgantown, W.Va.)
USF	W 61-56	Florida (First Round, Tampa, Fla.)
	L 78-63	Wake Forest (Second Round, Winston-Salem, N.C.)
Villanova	L 50-40	Chattanooga (First Round, Chattanooga, Tenn.)
West Virginia	W 74-59	Maine (First Round, Morgantown, W.Va.)
	W 68-63	St. John's (Second Round, Morgantown, W.Va.)
	W 65-52	Wake Forest (Third Round, Morgantown, W.Va.)
	W 80-75 (2ot)	Kentucky (Semifinals, Lexington, Ky.)
	L 78-70	Southwest Missouri State (National Final, Springfield, Mo.)

2003-04 (1-1)

Seton Hall	W 61-56	George Mason (First Round, South Orange, N.J.)
	L 68-61 (ot)	Saint Joseph's (Second Round, Philadelphia, Pa.)

2002-03 (0-2)

Georgetown	L 79-65	Richmond (First Round, Richmond, Va.)
Seton Hall	L 66-58	Siena (First Round, Loudonville, N.Y.)

2001-02 (4-2)

Miami	W 71-64	Georgia Tech (First Round, Atlanta, Ga.)
	L 83-76	Houston (Second Round, Houston, Texas)
Virginia Tech	W 51-45	UNC-Greensboro (First Round, Greensboro, N.C.)
	W 68-52	George Washington (Second Round, Blacksburg, Va.)
	W 76-48	Vermont (Third Round, Blacksburg, Va.)
	L 77-72 (ot)	Houston (Semifinals, Blacksburg, Va.)

2000-01 (1-1)

Georgetown	W 60-56	George Mason (First Round, Fairfax, Va.)
	L 78-74	James Madison (Second Round, Harrisonburg, Va.)

1999-00 (0-3)

Georgetown	L 63-46	Maryland (First Round, Washington, D.C.)
Pittsburgh	L 76-60	Cincinnati (First Round, Pittsburgh, Pa.)
Villanova	L 74-62	Michigan State (First Round, Villanova, Pa.)

1998-99 (0-2)

Georgetown	L 86-73	Siena (First Round, Washington, D.C.)
Miami	L 65-58	Rice (First Round, Miami, Fla.)

1997-98 (0-1)

Villanova	L 68-61	Penn State (First Round, Villanova, Pa.)
-----------	---------	--



Villanova advanced to the 2017 WNIT Semifinals with four straight road wins


BIG EAST Players in the WNBA

Player	School	Current Team	Drafted/Team	Round/Pick
Svetlana Abrasimova	Connecticut (1997-01)		2001/Minnesota	1st/7th
Matee Ajavon	Rutgers (2004-08)	Atlanta	2008/Houston	1st/5th
Kayla Alexander	Syracuse (2009-13)	San Antonio	2013/San Antonio	1st/8th
Charel Allen	Notre Dame (2003-08)		2008/Sacramento	3rd/43rd
Leigh Aziz	Syracuse (1998-01)		2005/Indiana	Free Agent
Jacqueline Batteast	Notre Dame (2001-05)		2005/Minnesota	2nd/17th
Ashley Battle	Connecticut (2001-05)		2005/Seattle	2nd/25th
Candycye Bingham	Louisville (2005-09)		2009/San Antonio	3rd/39th
Sue Bird	Connecticut (1998-02)	Seattle	2002/Seattle	1st/1st
Octavia Blue	Miami (1994-98)		1998/Los Angeles	2nd/15th
Cal Bouchard	Boston College (1996-00)		2000/Detroit	4th/12th
Rebekkah Brunson	Georgetown (2000-04)	Minnesota	2004/Sacramento	1st/10th
Kate Bulger	West Virginia (2000-04)		2004/Minnesota	3rd/38th
Michelle Campbell	Rutgers (2002-06)		2006/Washington	Free Agent
Essence Carson	Rutgers (2004-08)	Los Angeles	2008/New York	1st/7th
Swin Cash	Connecticut (1998-02)	New York	2002/Detroit	1st/2nd
Tina Charles	Connecticut (2006-10)	New York	2010/Connecticut	1st/1st
Felicia Chester	DePaul (2007-11)		2011/New York	2nd/14th
Willnett Crocket	Connecticut (2002-06)		2006/Los Angeles	2nd/8th
Davayn Cunningham	Rutgers (1998-02)		2002/Orlando	2nd/23rd
Skylar Diggins	Notre Dame (2009-13)	Dallas	2013/Tulsa	1st/3rd
Megan Duffy	Notre Dame (2002-06)		2006/Minnesota	3rd/3rd
Jessica Dickson	USF (2003-07)		2007/Sacramento	2nd/21st
Kelly Faris	Connecticut (2009-13)	Connecticut	2013/Connecticut	1st/11th
Katryna Gaither	Notre Dame (1993-97)		1997/Seattle#	3rd/4th
Usha Gilmore	Rutgers (1996-00)		2000/Indiana	3rd/10th
Kalana Greene	Connecticut (2005-10)		2010/New York	2nd/13th
Keisha Hampton	DePaul (2008-12)		2012/Seattle	2nd/22nd
Ericka Haney	Notre Dame (1998-02)		2002/Detroit	3rd/47th
Tiffany Hayes	Connecticut (2008-12)	Atlanta	2012/Atlanta	1st/14th
Kym Hope	Miami (1995-99)		2000/Orlando	Assigned
Charde Houston	Connecticut (2004-08)		2008/Minnesota	3rd/30th
Brittany Hrynko	DePaul (2012-15)		2015/Connecticut	2nd/19th
Niele Ivey	Notre Dame (1996-01)		2001/Indiana	2nd/3rd
Amber Jacobs	Boston College (2000-04)		2004/Minnesota	3rd/33rd
Jessica January	DePaul		2017/Connecticut	3rd/28th
Asjha Jones	Connecticut (1998-02)		2002/Washington	1st/4th
Trish Juhline	Villanova (1999-03)		2003/Washington	3rd/21st
Rashidah Junaid	Rutgers (2006-10)		2010/Los Angeles	3rd/32nd
Ieva Kublina	Virginia Tech (2000-04)		2004/Indiana	3rd/31st
Yelena Leuchanka	West Virginia (2004-06)		2007/Washington	Free Agent
Rebecca Lobo	Connecticut (1991-95)		1997/New York	Regional pick
Nadine Malcolm	Providence (1993-97)		1998/Seattle#	3rd/3rd
Angel McCoughtry	Louisville (2005-09)	Atlanta	2009/Atlanta	1st/1st
Nadiah Mckenith	St. John's (2009-13)		2013/Washington	2nd/5th
Renee Montgomery	Connecticut (2005-09)	Minnesota	2009/Minnesota	1st/4th
Jessica Moore	Connecticut (2000-05)		2005/Charlotte	2nd/24th
Maya Moore	Connecticut (2007-11)	Minnesota	2011/Minnesota	1st/1st
Beth (Morgan) Cunningham	Notre Dame (1993-97)		1997/Philadelphia#	2nd/8th
Chelsea Newton	Rutgers (2001-05)		2005/Sacramento	2nd/22nd
Natalie Novosel	Notre Dame (2008-12)		2012/Washington	1st/8th
Yolanda Paige	West Virginia (2001-05)		2005/Indiana	2nd/16th
Devereaux Peters	Notre Dame (2007-12)	Indiana	2012/Minnesota	1st/3rd
Cappie Pondexter	Rutgers (2002-06)	Chicago	2006/Phoenix	1st/2nd
Tasha Pointer	Rutgers (1997-01)		2001/Portland	4th/4th
Epiphany Prince	Rutgers (2006-09)	New York	2010/Chicago	1st/4th
Allie Quigley	DePaul (2004-08)	Chicago	2008/Seattle	2nd/22nd
Texlin Quinney	Seton Hall (1992-96)		2000/Indiana	Assigned
Shea Ralph	Connecticut (1996-01)		2001/Utah	3rd/8th
Beth Record	Syracuse (1997-01)		2001/Los Angeles	2nd/15th
Rebecca Richman	Rutgers (2001-05)		2005/New York	3rd/36th
Ruth Riley	Notre Dame (1997-01)		2001/Miami	1st/5th
Jennifer Rizzotti	Connecticut (1992-96)		1996/New England#	Regional pick
Angel Robinson	Marquette (2007-11)		2011/New York	2nd/22nd
Sugar Rodgers	Georgetown (2009-13)	New York	2013/Minnesota	2nd/2nd
Jenna Rubino	DePaul (2003-07)		2007/Chicago	3rd/1st
Khadijah Rushdan	Rutgers (2008-12)		2012/Los Angeles	1st/15th
Nykesha Sales	Connecticut (1994-98)		1998/Orlando	Assigned
Olayinka Sanni	West Virginia (2004-08)		2008/Detroit	2nd/18th
Paige Sauer	Connecticut (1996-00)		2000/Los Angeles	2nd/15th
Kelly Schumacher	Connecticut (1997-01)		2001/Indiana	1st/14th
Kelley Siemon	Notre Dame (1997-01)		2001/Los Angeles	3rd/16th
Andrea Smith	USF (2010-13)		2013/Connecticut	3rd/11th
Khara Smith	DePaul (2002-06)		2006/San Antonio	3rd/2nd
Shenneika Smith	St. John's (2009-13)		2013/New York	3rd/1st Katie
Smrcka-Duffy	Georgetown (1998-01)		2001/Sacramento	4th/14th
Shawnetta Stewart	Rutgers (1997-00)		2000/Orlando	3rd/4th
Ann Strother	Connecticut (2002-06)		2006/Phoenix	2nd/1st
Tammy Sutton-Brown	Rutgers (1997-01)		2001/Charlotte	2nd/2nd

Player	School	Current Team	Drafted/Team	Round/Pick
Kelia Swanner	Connecticut (2004-08)		2008/Connecticut	1st/12th
April Sykes	Rutgers (2008-12)		2012/Los Angeles	2nd/28th
Diana Taurasi	Connecticut (2000-04)	Phoenix	2004/Phoenix	1st/1st
Barbara Turner	Connecticut (2002-06)		2006/Seattle	1st/11th
Kia Vaughn	Rutgers (2005-09)	Washington	2009/New York	1st/8th
Rita Williams	Connecticut (1995-98)		1998/Washington	2nd/3rd
Tamika (Williams) Raymond	Connecticut (1998-02)		2002/Minnesota	1st/6th
Tere Williams	Virginia Tech (1997-01)		2001/Phoenix	3rd/13th
Kara Wolters	Connecticut (1993-97)		1997/New England#	Regional Pick
Dana Wynne	Seton Hall (1993-97)		1997/Colorado#	3rd/19th
Shavonte Zellous	Pittsburgh (2005-09)	New York	2009/Detroit	1st/11th

- originally drafted in ABL

DePaul's Jessica January became the 10th Blue Demon drafted by the WNBA when the Connecticut Sun tabbed the guard 28th overall in 2017



Former Georgetown standout Sugar Rodgers was named the 2017 WNBA Sixth-Woman of the Year

BIG EAST Players in the Olympics

USA Basketball National Team Head Coach

Geno Auriemma, Connecticut – 2009-current

U.S. Olympic Team

Sue Bird, Connecticut, 2016 (Gold Medal)
 Tina Charles, Connecticut, 2016 (Gold Medal)
 Angel McCoughtry, Louisville, 2016 (Gold Medal)
 Maya Moore, Connecticut, 2016 (Gold Medal)
 Diana Taurasi, Connecticut, 2016 (Gold Medal)
 Doug Bruno, DePaul, 2016, assistant coach (Gold Medal)
 Geno Auriemma, Conn., 2016, head coach (Gold Medal)
 Sue Bird, Connecticut, 2012 (Gold Medal)
 Swin Cash, Connecticut, 2012 (Gold Medal)
 Tina Charles, Connecticut, 2012 (Gold Medal)
 Asjha Jones, Connecticut, 2012 (Gold Medal)
 Angel McCoughtry, Louisville, 2012 (Gold Medal)
 Maya Moore, Connecticut, 2012 (Gold Medal)
 Diana Taurasi, Connecticut, 2012 (Gold Medal)
 Sue Bird, Connecticut, 2008 (Gold Medal)
 Diana Taurasi, Connecticut, 2008 (Gold Medal)
 Cappie Pondexter, Rutgers, 2008 (Gold Medal)
 Sue Bird, Connecticut, 2004 (Gold Medal)
 Swin Cash, Connecticut, 2004 (Gold Medal)
 Ruth Riley, Notre Dame, 2004 (Gold Medal)
 Diana Taurasi, Connecticut, 2004 (Gold Medal)
 Kara Wolters, Connecticut, 2000 (Gold Medal)
 Rebecca Lobo, Connecticut, 1996 (Gold Medal)
 Kara Wolters, Connecticut, 1996 (alternate)
 Geno Auriemma, Conn., 2012, head coach (Gold Medal)
 Doug Bruno, DePaul, 2012, assistant coach (Gold Medal)
 C. Vivian Stringer, Rutgers, 2004, asst. coach (Gold Medal)
 Geno Auriemma, Conn., 2000, assistant coach (Gold Medal)

USA Basketball Senior National Team

Sue Bird, Connecticut, 2007-12
 Rebekkah Brunson, Georgetown, 2007-08
 Swin Cash, Connecticut, 2007-12
 Tina Charles, Connecticut, 2010-
 Asjha Jones, Connecticut, 2007-12
 Angel McCoughtry, Louisville, 2011-
 Maya Moore, Connecticut, 2011-
 Cappie Pondexter, Rutgers, 2007-12
 Diana Taurasi, Connecticut, 2007-12
 Kara Wolters, Connecticut, 1999-00
 Rebecca Lobo, Connecticut, 1995-96

USA Basketball World Championship Team

Sue Bird, Connecticut, 2014 (Gold Medal)
 Maya Moore, Connecticut, 2014 (Gold Medal)
 Angel McCoughtry, Louisville, 2014 (Gold Medal)
 Diana Taurasi, Connecticut, 2014 (Gold Medal)
 Tina Charles, Connecticut, 2014 (Gold Medal)
 Doug Bruno, DePaul, 2014, assistant coach (Gold Medal)
 Sue Bird, Connecticut, 2010
 Swin Cash, Connecticut, 2010
 Tina Charles, Connecticut, 2010
 Asjha Jones, Connecticut, 2010
 Angel McCoughtry, Louisville, 2010
 Maya Moore, Connecticut, 2010
 Diana Taurasi, Connecticut, 2010
 Sue Bird, Connecticut, 2006 (Bronze Medal)
 Diana Taurasi, Connecticut, 2006 (Bronze Medal)
 Cappie Pondexter, Connecticut, 2006 (Alternate)
 Sue Bird, Connecticut, 2002 (Gold Medal)
 Kara Wolters, Connecticut, 1998 (Gold Medal)
 Kara Wolters, Connecticut, 1994 (Bronze Medal)
 Marianna Freeman, Syracuse, 2002, asst. coach (Gold Medal)
 Doug Bruno, DePaul, 2010, assistant coach

USA Basketball Olympic Qualifying Team

Sue Bird, Connecticut, 2011 (Gold Medal)
 Swin Cash, Connecticut, 2011 (Gold Medal)
 Tina Charles, Connecticut, 2011 (Gold Medal)
 Asjha Jones, Connecticut, 2011 (Gold Medal)
 Angel McCoughtry, Louisville, 2011 (Gold Medal)
 Maya Moore, Connecticut, 2011 (Gold Medal)
 Diana Taurasi, Connecticut, 2011 (Gold Medal)
 Sue Bird, Connecticut, 2007 (Gold Medal)
 Rebekkah Brunson, Georgetown, 2007 (Gold Medal)
 Swin Cash, Connecticut, 2007 (Gold Medal)
 Cappie Pondexter, Rutgers, 2007 (Gold Medal)
 Diana Taurasi, Connecticut, 2007 (Gold Medal)

USA Basketball World Champion Qualifying

Katryna Gaiher, Notre Dame, 1997 (Silver Medal)
 Beth Morgan, Notre Dame, 1997 (Silver Medal)

Canadian Olympic Team

Katherine Plouffe, Marquette, 2014

Team Canada World Championship Team

Katherine Plouffe, Marquette, 2016

Croatian Olympic Team

Lisa Karcic, Villanova, 2012

USA Basketball Women's Select Team

Ruth Riley, Notre Dame 1998
 Beth Morgan, Notre Dame 1996

USA World University Games Teams

Chanise Jenkins, DePaul, 2015 (Silver Medal)
 Bria Hartley, Connecticut, 2013 (Gold Medal)
 Kaleena Mosqueda-Lewis, 2013 (Gold Medal)
 Skylar Diggins, Notre Dame, 2011 (Gold Medal)
 Keisha Hampton, DePaul, 2011 (Gold Medal)
 Natalie Novosel, Notre Dame, 2011 (Gold Medal)
 Devereaux Peters, Notre Dame, 2011 (Gold Medal)
 Tina Charles, Connecticut, 2009 (Gold Medal)
 Tiffany Hayes, Connecticut, 2009 (Gold Medal)
 Maya Moore, Connecticut, 2009 (Gold Medal)
 Cappie Pondexter, Rutgers, 2005 (Gold Medal)
 Megan Duffy, Notre Dame, 2005 (Gold Medal)
 Ruth Riley, Notre Dame, 1999 (Silver Medal)
 Beth Morgan, Notre Dame, 1997 (Gold Medal)
 Nykeshia Sales, Connecticut, 1997 (Gold Medal)
 Kara Wolters, Connecticut, 1997 (Gold Medal)
 Kara Wolters, Connecticut, 1995 (Silver Medal)
 Kerry Bascom, Connecticut, 1991 (Gold Medal)
 Terri Williams-Flournoy, Georgetown, 2011, assistant coach (Gold Medal)

U.S. Junior National Team

Tracy Lis, Providence, 1990
 Rebecca Lobo, Connecticut, 1991

USA Pan Am Games Teams

Breanna Stewart, Connecticut, 2011
 April Sykes, Rutgers, 2011
 Matee Ajavon, Rutgers, 2007 (Gold Medal)
 Charde Houston, Connecticut, 2007 (Gold Medal)
 Angel McCoughtry, Louisville, 2007 (Gold Medal)
 Mel Thomas, Connecticut, 2007 (Gold Medal)
 Rebekkah Brunson, Georgetown, 2003 (Silver Medal)
 Ann Strother, Connecticut, 2003 (Silver Medal)
 Barbara Turner, Connecticut, 2003 (Silver Medal)
 Beth Cunningham, Notre Dame, 1999 (Bronze Medal)
 Katryna Gaiher, Notre Dame, 1999 (Bronze Medal)
 Dana Wynne, Seton Hall, 1999 (Bronze Medal)

USA R. William Jones Cup Team

Sue Bird, Connecticut, 2000 (Gold Medal)
 Shea Ralph, Connecticut, 2000 (Gold Medal)
 Kelly Schumacher, Connecticut, 2000 (Gold Medal)
 Paige Sauer, Connecticut, 1997 (Silver Medal)
 Jennifer Rizzotti, Connecticut, 1996 (Gold Medal)
 Nykeshia Sales, Connecticut, 1996 (Gold Medal)
 Kara Wolters, Connecticut, 1996 (Gold Medal)
 Nykeshia Sales, Connecticut, 1995 (Bronze Medal)
 Nykeshia Sales, Connecticut, 1994 (Gold Medal)

FIBA U21 World Championship (Formerly the World Championship For Young Women)

Essence Carson, Rutgers, 2007 (Gold Medal)
 Kia Vaughn, Rutgers, 2007 (Gold Medal)
 Cappie Pondexter, Rutgers, 2003 (Gold Medal)

FIBA Americas U20 Championship (Formerly the World Championship for Young Women Qualifying Tournament)

Essence Carson, Rutgers, 2006 (Gold Medal)
 Renee Montgomery, Connecticut, 2006 (Gold Medal)
 Kia Vaughn, Rutgers, 2006 (Gold Medal)
 Cappie Pondexter, Rutgers, 2002 (Gold Medal)

FIBA U19 World Championship (Formerly the FIBA Junior World Championship)

Stefanie Dolson, Connecticut, 2011 (Gold Medal)
 Bria Hartley, Connecticut, 2011 (Gold Medal)
 Kaleena Mosqueda-Lewis, Connecticut, 2011 (Gold Medal)
 Breanna Stewart, Connecticut, 2011 (Gold Medal)
 Morgan Tuck, Connecticut, 2011 (Gold Medal)
 Skylar Diggins, Notre Dame, 2009 (Gold Medal)
 Melissa Lechlitner, Notre Dame, 2007 (Gold Medal)
 Maya Moore, Connecticut, 2007 (Gold Medal)
 Essence Carson, Rutgers, 2005 (Gold Medal)
 Jessica Moore, Connecticut, 2001 (Bronze Medal)
 Diana Taurasi, Connecticut, 2001 (Bronze Medal)
 Cappie Pondexter, Rutgers, 2001 (Bronze Medal)
 Rebecca Lobo, Connecticut, 1993 (7th Place)
 Doug Bruno, DePaul, 2007, head coach (Gold Medal)
 Geno Auriemma, Conn., 2001, head coach (Bronze Medal)
 Marianna Freeman, Syracuse, 1997, asst. coach (Gold Medal)

FIBA Americas U18 Championship Team (Formerly Jr. World Championship Qualifying)

Moriah Jefferson, Connecticut, 2012 (Gold Medal)
 Michaela Mabrey, Notre Dame, 2012 (Gold Medal)
 Breanna Stewart, Connecticut, 2012 (Gold Medal)
 Morgan Tuck, Connecticut, 2012 (Gold Medal)
 Tina Charles, Connecticut, 2006 (Gold Medal)
 Charde Houston, Connecticut, 2006 (Gold Medal)
 Essence Carson, Rutgers, 2004 (Gold Medal)
 Ashley Battle, Connecticut, 2000 (Gold Medal)
 Cappie Pondexter, Rutgers, 2000 (Gold Medal)
 Diana Taurasi, Connecticut, 2000 (Gold Medal)
 Stacy Hansmeyer, Connecticut, 1996 (Silver Medal)
 Rebecca Lobo, Connecticut, 1992 (Silver Medal)
 Terri Mitchell, Marquette, 2008, assistant coach (Gold Medal)
 Doug Bruno, DePaul, 2006, head coach (Gold Medal)
 Geno Auriemma, Conn., 2000, head coach (Gold Medal)
 Marianna Freeman, Syracuse, 1996, asst. coach (Silver Medal)

FIBA 3x3 World Championship

Skylar Diggins, Notre Dame, 2012 (Gold Medal)
 Bria Hartley, Connecticut, 2012 (Gold Medal)
 Ann Strother, Connecticut, 2012 (Gold Medal)



Marquette's Katherine Plouffe played for Team Canada at the 2016 Rio Olympics



DePaul head coach Doug Bruno was once again on the Team USA staff as an assistant coach as the Red, White & Blue captured Gold in Rio in the 2016 Olympic Summer Games

Transition Game Weekend



The second annual BIG EAST Women's Basketball Transition Game program took place Sept. 23-24 in Midtown Manhattan. More than 30 student-athletes from across the conference's 10 member schools enjoyed an interactive educational and professional development weekend, which included Q&A sessions with such industry leaders as Doris Burke, the New York Liberty's Sugar Rodgers, the New York Knicks' Kristin Bernert, human resources specialist Cheryl Gelzer Alexis, JD, and BIG EAST Commissioner Val Ackerman.

“ Just being able to have this opportunity to come out here with the team and be surrounded by other athletes and hear from such great influences from around the world and hearing about the things they have done gives us a lot of encouragement for our future. ”

Natisha Hiedeman, Marquette

“ The biggest thing I've taken away from Transition Game was to really put yourself out there after basketball, there is a life after basketball. ”

Amarah Coleman, DePaul

“ I think it really speaks a lot to how Commissioner Val Ackerman and our coaches really have invested in each of us every day to have put something like this together and to learn from all of these great mentors, it's a great experience for all of us. ”

Tori Schickel, Butler

“ I think about the time when I was a student-athlete and what it was like towards the end of my playing career, when I was trying to figure what is the next step. This is such an incredible resource for so many of these BIG EAST student-athletes to hear from a variety of different professionals in all different fields. ”

Sarah Kustok

“ I think what Val Ackerman shows to younger women is anything's possible and women deserve a seat at the table and Val has been the person sitting there waiting for the rest of us to catch up to her. ”

Doris Burke, Providence College Alum, ESPN/ABC Analyst



BIG EAST Media Day

MADISON SQUARE GARDEN

MADISON SQUARE GARDEN

CHASE

WELCOME TO
2016 BIG EAST MEDIA DAY



BIG EAST
CONFERENCE



BIG EAST Media Day returned to Madison Square Garden for the fourth consecutive year in 2017. The BIG EAST will once again host its annual Men's and Women's Basketball Media Day at The World's Most Famous Arena on October 18, 2017.

BIG EAST
CONFERENCE



2018
BIG EAST[™]
WOMEN'S
TOURNAMENT
CHICAGO
- PRESENTED BY -
Jeep

