



BIGEAST[™]

CONFERENCE



Butler Bulldogs



Creighton Bluejays



DePaul Blue Demons



Georgetown Hoyas



Marquette Golden Eagles



Providence Friars



St. John's Red Storm



Seton Hall Pirates



Villanova Wildcats



Xavier Musketeers

THE BIG EAST
CONFERENCE

1980's



BIG EAST

1990's



BIG EAST
CONFERENCE

2000's



BIG EAST
CONFERENCE

2010's



THE BIG EAST CONFERENCE - A RICH HISTORY

Table of Contents

PRIMARY BIG EAST WOMEN'S BASKETBALL CONTACTS



Butler

Kit Stetzel
Hinkle Fieldhouse
Assistant Sports Information Director
510 W. 49th Street
Indianapolis, IN 46208
Office: (317) 940-9994
Cell Phone: (317) 828-9312
Email: cbstetzel@butler.edu

Creighton

Glen Sisk
Assistant Director/Athletic Communications
2500 California Plaza
Omaha, NE 68178
Office: (402) 280-2433
Cell Phone: (402) 515-7528
Email: glensisk@creighton.edu
Press Row Phone: (402) 280-5724

DePaul

Alicia Pope
Assistant Director of Athletics
Communications
2323 N. Sheffield Ave., Suite 220
Chicago, IL 60614
Phone: (773) 325-4740
Fax: (773) 325-7531
Cell Phone: (815) 325-2659
Email: apope8@depaul.edu
Press Row Phone: 773-325-4901

Georgetown

Barbara Barnes
Associate Sports Information Director
McDonough Arena
3700 O Street, NW
Washington, DC 20057
Office: (202) 687-7155
Cell Phone: (703) 716-7760
Email: bj57@georgetown.edu
Press Row Phone: 202-687-1581

Marquette

Megan O'Shea
Assistant Director of Media Relations
Al McGuire Center
770 North 12th Street
Milwaukee, WI 53233
Phone: (414) 288-7419
Fax: (414) 288-6519
Personal: (812) 369-0311
Email: megan.oshea@marquette.edu
Press Row Phone: 414-288-0340

Providence

Jen Rynearson
Assistant Athletic Director/Media Relations
Alumni Hall/Mullaney Gym
1 Cunningham Square
Providence, RI 02918
Office: (401) 865-2208
Fax: (401) 865-2583
Cell Phone: (401) 575-7370
Email: jrynearson@providence.edu
Press Row Phone: 401-865-2810

St. John's

Mike Stainkamp
Assistant Director
Athletic Communications
St. John's University Athletics
Camesseca Arena 157
8000 Utopia Parkway
Queens, NY 11439
Office: (718) 990-1522
Cell: (516) 398-0693
Email: stainkam@stjohns.edu
Press Row Phone (CA): (718) 990-5713
Press Row Phone (MSG): (212) 631-8890

Seton Hall

Bobby Mullen
Associate Director of Athletics
Communications
400 South Orange Avenue
South Orange, NJ 07079
Office: (973) 761-9493
Cell Phone: (609) 923-4463
Email: bobby.mullen@shu.edu
Press Row Phone: (973) 761-1816

Villanova

Dean Kenefick
Associate Athletic Director/Communications
The Pavilion
Villanova, PA 19085
Office: (610) 519-6514
Cell Phone: (610) 308-4395
Email: dean.kenefick@villanova.edu
Press Row Phone: 610-519-7290

Xavier

Greg Lautzenheiser
Assistant Director of Athletic
Communications
3800 Victory Blvd.
Cincinnati, OH 45207
Office: (513) 745-3961
Cell Phone: (419) 605-8512
Email: lautzenheiser@xavier.edu

CONTENTS

2016-17 Notebook	2-7
2017 NCAA Championship Dates/Sites	8
2017 BIG EAST Championship Bracket	8
2016-17 Television Schedule	9
2016-17 Composite Schedule	10-11
BIG EAST Conference Bio	12-13
Commissioner Val Ackerman	14
BIG EAST Digital Network (BEDN)	15

MEET THE TEAMS

Butler	16-19
Creighton	20-23
DePaul	24-27
Georgetown	28-31
Marquette	32-35
Providence	36-39
St. John's	40-43
Seton Hall	44-47
Villanova	48-51
Xavier	52-55
All-Time Coaches' Records	56

2015-16 REVIEW

Final Standings & Postseason Information	58-59
Award Winners	60
BIG EAST vs. Other Conferences	61
Statistical Leaders	62-65
Superlatives	66

HISTORY

Regular-Season Records	68-69
All-Time Standings	70-73
BIG EAST Career Leaders	74-76
Annual Individual Stat Leaders	77-78
Annual Team Stat Leaders	79-80
Honor Roll	81-83
Weekly Honors	84-87
Year-by-Year Champions	88
All-Time All-Conference	89-92
BIG EAST Championship Results	93-95
BIG EAST in the NCAA Championship	96-100
BIG EAST in the WNIT	101
BIG EAST Players in the WNBA	102
BIG EAST Players in the Olympics	103
BIG EAST on a Global Scale	104

CREDITS

The 2016-17 BIG EAST Women's Basketball Media Guide was written and edited by Pamela Flenke. Editorial assistance provided by John Paquette.

PHOTO CREDITS

School media relations contacts/WNBA Photos/ USA Basketball/NBAE/FIBA/ Getty Images: Andrew D. Bernstein, Nathaniel S. Butler, Jim Rogash and Steve Woltmann.

Special thanks to the school media relations offices for their valuable assistance and cooperation.

The BIG EAST Conference

655 Third Avenue
New York, NY 10017
Conference Office Number: 646-663-3444
Communications Number: 646-663-3437

BIG EAST Staff (Emails - FirstInitialLastName@bigeast.com)

Commissioner	Val Ackerman	Assistant Commissioner, Women's Sports Media Relations	Pamela Flenke
Deputy Commissioner and Chief Operating Officer	Vince Nicastro	Assistant Commissioner, Olympic Sports and Marketing Communications	Kristin Quinn
Chief Marketing Officer	Ann Wells Crandall	Director of Championships	James Greene
Sr. Associate Commissioner, Broadcasting	Rick Gentile	Director of Championships	Tania Kennedy
Sr. Associate Commissioner, Men's Basketball	Stu Jackson	Director of Conference Operations	Briana Weiss
Associate Commissioner, Compliance and Governance	TBA	Manager, Digital Media	Brad Zak
Associate Commissioner, Women's Basketball	Tracy Ellis-Ward	Office Manager and Executive Assistant to Commissioner	Genelia Santanelli
Associate Commissioner, Sports Media Relations	John Paquette	Receptionist and Administrative Assistant	Amanda Beatrice
Associate Commissioner, Olympic Sports	Chris Schneider	Supervisor of Officials, Men's Basketball	John Cahill
Business Officer	Kevin Flanagan	Supervisor of Officials, Women's Basketball	Debbie Williamson
Assistant Commissioner, Men's Basketball Operations	Shawn Murphy		




Creighton, DePaul Tie Atop BIG EAST Women's Basketball Preseason Poll

For the first time since 2002, the BIG EAST women's basketball head coaches evenly split their first-place votes between two teams as Creighton and DePaul tied atop the league's Preseason Coaches' Poll which was announced at Media Day. The Bluejays and Blue Demons earned 75 points and five first-place votes apiece, beating out No. 3 Marquette which totaled 62 points.

Narrow margins separated teams throughout the poll as the Golden Eagles edged No. 4 Villanova which collected 59 points. Georgetown followed in fifth with 51 points, while reigning BIG EAST Tournament champion St. John's came in sixth with 38. Seton Hall (seventh, 31 points), Butler (eighth, 25 points), Xavier (ninth, 20 points) and Providence (10th, 14 points) rounded out the poll.

Creighton went 17-18 last season, highlighted by a notable run to the BIG EAST Tournament title game as the No. 7 seed, upsetting second-seeded Villanova and third-seeded Seton Hall along the way. The Bluejays used the tourney run to

become national postseason eligible, earning a WNIT berth to extend their postseason streak to nine years. Creighton achieved all of this without veteran guard and 2014 BIG EAST Player of the Year Marissa Janning, who went down with a season-ending injury in December. Janning received a medical redshirt and returns healthy for 2016-17, as Creighton returns 14 letterwinners and all five starters from a year ago, making the Bluejays one of the most experienced squads in the conference this season.



For the first time since 2002, the BIG EAST women's basketball head coaches evenly split their first-place votes between two teams as Creighton and DePaul tied atop the league's Preseason Coaches' Poll.

Notebook

DePaul is coming off its second NCAA Sweet 16 run in the past three seasons. The Blue Demons have regularly entered the season with a target on their back, claiming at least a share of the regular-season title in each of the three years since conference realignment, while also winning the BIG EAST Tournament twice during that span. DePaul returns a trio of starters from last season, including BIG EAST Preseason Player of the Year Jessica January. The Blue Demons finished 2015-16 with a 27-9 record, including 16-2 in BIG EAST play for the finest league record by any team since 2012-13. Since the 2013-14 campaign, DePaul has totaled a BIG EAST-best 83-24 (.776) overall record and has qualified for the NCAA Tournament in 14 consecutive seasons, one of just six Division I teams to boast such an active streak.

Coming off a year in which they were the youngest team in Division I, Marquette returns all starters and letterwinners from 2015-16, including reigning BIG EAST Freshman of the Year Allazia Blockton. Blockton snapped the 21-year old BIG EAST freshman scoring record last season and is the league's top returning scorer in 2016-17. The Golden Eagles are set to host the BIG EAST Tournament for the first time this coming March and are one of the frontrunners to be playing in Tuesday night's title game. MU went 14-16 overall and 9-9 in BIG EAST play last season, stringing together a five-game league win streak for its longest since joining the BIG EAST in 2005-06.

Last season Villanova won five of its last six regular-season games to launch itself into the NCAA Tournament conversation. The Wildcats took what was thought to be an insurmountable hit when All-BIG EAST honoree Caroline Coyer went down with a season-ending injury with three regular-season games remaining, but rookie guard Adrianna Hahn injected new life into Nova by averaging 17.5 points over the final four games. The Wildcats earned a bid into the WNIT, qualifying for the national postseason for the fifth straight year, advancing to the Second Round to finish the season 20-12 (12-6 BIG EAST). Villanova returns a trio of starters for 2016-17, including All-BIG EAST honoree Alex Louin.

The tides have turned for the better on the Hilltop as Georgetown boasted Division I's third-best turnaround in 2015-16, improving its win total from the previous season by 12. The Hoyas accepted a bid into the WNIT, qualifying for the national postseason for the first time since 2012. Georgetown finished 16-14 overall and 9-9 in league play in 2015-16. Dionna White and Dorothy Adomako proved to be a dynamic 1-2 punch for GU last year and are the Nos. 2 and 3 returning scorers in the BIG EAST for 2016-17.

St. John's claimed its third BIG EAST Tournament title this past March, earning an NCAA Tourney berth for the sixth time in the last seven years. The Red Storm were undefeated (11-0) when future WNBA Draft picks Danaejah Grant and Aliyyah Handford combined for at least 40 points, and St. John's will look for replacements for the duo this year. Jade Walker is the Red Storm's top returning scorer in 2016-17, averaging 9.3 points over 32 games last season. St. John's posted a 23-10 record, including 11-7 in BIG EAST play, in 2015-16.

Seton Hall posted its third consecutive 20-win season in 2015-16 and finished in a tie for second in the BIG EAST standings despite returning just one starter. The Pirates

earned their second straight NCAA Tournament at-large berth, finishing the campaign with a 23-9 record. For the second year in a row, SHU returns just one starter in Lubirdia Gordon, but The Hall will once again benefit from a talented transfer, this time in Louisiana Tech product JaQuan Jackson.

Butler opened 2015-16 as winners of four of its first six, but health issues knocked out a couple key players as the Bulldogs fell to a 4-14 mark in BIG EAST play and 10-21 overall. Butler was young a season ago with just two upperclassmen receiving significant playing time. The Bulldogs boast two of the most notable rising sophomores in the league in Tori Schickel and Brittany Ward, with Ward being the BIG EAST's No. 2 returning rebounder in 2016-17.

Xavier, which went 17-13 overall and 8-10 in BIG EAST play, returns two starters from a season ago in leading scorer Raeshaun Gaffney and Maddison Blackwell. Xavier got off to a promising start in '15-16, winning its first three BIG EAST games but ended the campaign on a seven-game skid. Injuries took a toll on the Musketeers last year, but a healthy, experienced group of players aim a return to Xavier's proven successful ways.

An offseason change of command sees Providence under the direction of a new head coach in Jim Crowley, who turned St. Bonaventure into a nationally recognized and respected program. Crowley inherits a PC squad which went 5-24 overall and 1-17 in BIG EAST play last year, but returns four starters from last season, including veteran point guard Sarah Beal. The Friars were young last year, with a pair of key contributors playing their first year of basketball in America, having to adjust stylistically along the way.

The BIG EAST Preseason Coaches' Poll, major awards and all-conference selections are based on ballots cast by the league's 10 head coaches, who cannot vote for their own team or student-athletes.

Notebook

Marquette To Host 2017 BIG EAST Women's Basketball Tournament

Marquette University has been selected to host the 2017 BIG EAST Women's Basketball Tournament, as the Conference's postseason championship will be played at an on-campus arena for the second consecutive year. Approved by the league's athletic directors at the recent BIG EAST summer meeting, the Golden Eagles will welcome all 10 BIG EAST teams to the Al McGuire Center, which is located in the heart of Marquette's Milwaukee campus. The BIG EAST Women's Basketball Tournament is scheduled for March 4-7, 2017.

BIG EAST regular-season champion DePaul hosted the BIG EAST Tournament in 2016 at McGrath-Phillips Arena, marking the first on-campus conference postseason since 2003. The league tourney was played on campus sites for the first 21 years (1983-2003), rotating across 10 different campuses, including the courts of five current members. The BIG EAST Tournament was moved to off-campus locations in 2004, remaining at the XL Center in Hartford, Conn., through 2013. Allstate Arena in the Chicago suburb of Rosemont, Ill., was home of the tournament for the first two seasons following reconfiguration, before moving to DePaul last year.

Opened in October 2003, "The Al" is named after legendary basketball coach Al McGuire, who led the Marquette men's basketball program to an NCAA championship, an NIT title and 295 victories in 13 seasons. The \$31 million practice and play facility features a 3,700 seat arena where both women's basketball and women's volleyball compete and includes the full-sized practice gym upgraded in 2008. The BIG EAST Volleyball Championship has been held at the Al McGuire Center four times, including most recently in 2014. Marquette has consistently been among the league leaders in women's basketball attendance, with over 20,000 fans passing through the doors during 2015-16 season.

"We are very excited that Marquette University has been awarded the opportunity to host the 2017 BIG EAST Women's Basketball Tournament," Marquette Vice President and Director of Athletics Bill Scholl stated. "Milwaukee is a fantastic city, and we believe our visitors will really enjoy their time here. It is a privilege to host this premier women's basketball event, and I know that our staff will do an excellent job in welcoming all 10 BIG EAST teams to the Al McGuire Center. It is a great opportunity for our program."

Led by second-year head coach Carolyn Kieger, Marquette boasted Division I's youngest lineup in 2015-16 which included eight freshmen and no seniors. After being picked ninth in the BIG EAST Preseason Poll, the Golden Eagles surprised many with notable wins over the likes of Wisconsin, Auburn, St. John's and Seton Hall, three of which were either ranked in the top 25 or receiving votes at the time. Marquette went on to finish in a tie for fifth place in the conference standings, and Kieger welcomes back all letterwinners from that squad for this

upcoming season, including reigning BIG EAST Freshman of the Year Allazia Blockton.

All 10 teams qualify for the BIG EAST Tournament, with the top six teams receiving first-round byes. DePaul won back-to-back titles at Allstate Arena in 2014 and 2015 before St. John's claimed its fourth conference championship and first since 1988 this past March in Chicago.

2017 BIG EAST Women's Basketball Tournament

"The BIG EAST is very proud to bring our 2017 Women's Basketball Tournament to Marquette University and 'The Al,' and we look forward to working with Bill Scholl and his staff in planning this marquee championship competition," said BIG EAST Commissioner Val Ackerman. "Our student-athletes, coaches and supporters can count on an exciting in-arena atmosphere, a first-class operation and all the amenities that the great city of Milwaukee has to offer, led by a program that's on the rise. In short, this will be a terrific event for the conference and our schools."



Val Ackerman
Commissioner

Conference
postseason to
be played on
campus for
second straight
year.



Preseason Picks

1



Creighton Bluejays
(5) - 75



DePaul Blue Demons
(5) - 75

6




St. John's Red Storm
38

7



Seton Hall Pirates
31

3



Marquette Golden Eagles
62

8



Butler Bulldogs
25

4



Villanova Wildcats
59

9



Xavier Musketeers
20

5



Georgetown Hoyas
51

10



Providence Friars
14

Jessica January is BIG EAST Preseason Player of the Year

DePaul senior guard Jessica January was voted the BIG EAST Women's Basketball Preseason Player of the Year by the league's head coaches, announced at Media Day. Villanova's Kelly Jekot was tabbed BIG EAST Preseason Freshman of the Year.

The BIG EAST head coaches, who were not permitted to vote for their own players, also selected a Preseason All-BIG EAST Team which included four unanimous picks: Georgetown junior guard Dorothy Adomako, Marquette sophomore guard Allazia Blockton, Creighton senior guard Marissa Janning and Georgetown sophomore guard Dionna White. Additional all-league honorees included Creighton's Audrey Faber and MC McGrory, DePaul's Brooke Schulte, Marquette's Natisha Hiedeman, Villanova's Adrianna Hahn and Alex Louin, and Xavier's Raeshawn Gaffney.

January was an All-BIG EAST Second Team member as a junior in 2015-16, leading the conference in assists (5.9) while ranking fourth in steals (1.9) and ninth in scoring (14.1). January enters her senior campaign as the BIG EAST's active career leader in assists (425) and steals (199), while listing second in points (1,230) and rebounds (457). The DePaul guard had three of her biggest games of the year in March as the Blue Demons made their run to the NCAA Sweet 16, averaging 21 points, 4.7 assists and .568 shooting in three NCAA Tourney games which included the upset win at third-seeded Louisville. January looks to become the third consecutive DePaul guard to be elected BIG EAST Player of the Year following Chanise Jenkins in 2016 and Brittany Hrynko in 2015.

Jekot headlines a freshman class of seven for Villanova. The Enola, Pa., native was the USA Today Pennsylvania Player of the Year and two-time Gatorade Pennsylvania Player of the Year while at Cumberland Valley High School. The 6-0 guard averaged 21.1 points, 6.8 rebounds, 3.3 assists and 2.0 steals per game as a senior.

Janning played just six games last season for Creighton before suffering a season-ending injury on Nov. 28. The senior guard, who was granted a medical redshirt, was the 2014 BIG EAST Player of the Year and enters 2016-17 as the league's active career leader in scoring with 1,563 points. The Bluejays went 4-2 with Janning in the lineup last season as she averaged 10.7 points and 5.2 assists. McGrory stepped up in Janning's absence, most notably in the BIG EAST Tournament when she led the seventh-seeded Bluejays to a title game berth. McGrory averaged over 17 points per game in the conference tournament and 12.5 overall, leading Creighton to a WNIT berth. Faber led the Bluejays in scoring and rebounding as a rookie in 2015-16, averaging 13.2 points and 4.9 boards per contest, garnering All-BIG EAST Honorable Mention and All-Freshman Team accolades at season's end.

The reigning BIG EAST Freshman of the Year, Blockton is coming off a standout 2015-16 season which saw the Marquette newcomer break the BIG EAST's 21-year old rookie scoring record. The Marquette guard was the nation's fourth-highest scoring freshman and ranked 46th among

all Division I players in scoring with an 18.7 points per game clip. Blockton is the BIG EAST's top returning scorer and rebounder from a year ago, finishing her freshman season ranked third in the league in both categories to earn All-BIG EAST Second Team honors. Blockton highlighted the talented Marquette freshman class a year ago, which also included fellow Preseason All-BIG EAST honoree Hiedeman. Hiedeman averaged 13.7 points per game to rank 11th in the BIG EAST last season while also listing among the league leaders in steals (2.2) and three-point shooting (2.3 per game).

Adomako and White provided a potent 1-2 punch for Georgetown last season, leading the Hoyas to their first national postseason berth (WNIT) since 2012 and increasing their win total from 2014-15 by 12 games for the nation's third-best turnaround. Both players averaged 14.5 points per game had nearly identical rebounding averages, with White earning a slight edge at 6.1 per game to Adomako's 6.0. Each claimed All-BIG EAST Second Team honors at season's end, while White, the league's steals leader (2.6), was also a unanimous All-Freshman Team pick.

Hahn was heroic for Villanova after highly decorated and veteran guard Caroline Coyer went down with a season-ending injury in late February as the Wildcats were making their postseason push. The rookie guard stepped in and averaged 21.3 points per game over the final three regular-season tilts and went on to average 16.5 per game over the final six contests which included a pair of WNIT matchups. Hahn garnered All-Freshman Team accolades at season's end. Louin was a consistent contributor for the Wildcats, reaching double-digit points in 18 of 32 games to rank second on the team in scoring (11.3), while her 82 dimes were also second-best on the squad. Louin was tabbed All-BIG EAST Honorable Mention to close out her sophomore campaign.


Schulte is DePaul's No. 2 returning scorer behind January, averaging 8.6 points per game as a junior last season. The 5-9 guard started all 36 games for the Blue Demons, with her .482 field goal percentage in league play among the conference leaders.

Gaffney was Xavier's leading scorer last year at 11.1 points per game, reaching double figures in 17 of 29 games. The redshirt-senior guard helped facilitate the Musketeers' hot start to conference play last year, averaging 13.8 points as XU won five of its first six BIG EAST tilts. Gaffney went on to average a team-best 11.3 points per game in

league play.



**Kelly Jekot
Villanova**



**Jessica January
DePaul**

Notebook

2016-17 BIG EAST Preseason Player of the Year

Jessica January, DePaul, Sr., G

2016-17 BIG EAST Preseason Freshman of the Year

Kelly Jekot, Villanova, Fr., G

2016-17 BIG EAST Preseason All-BIG EAST Team ^

- Dorothy Adomako, Georgetown, Jr., G*
- Allazia Blockton, Marquette, So., G*
- Audrey Faber, Creighton, So., F
- Raeshawn Gaffney, Xavier, R-Sr., G
- Adrianna Hahn, Villanova, So., G
- Natisha Hiedeman, Marquette, So., G
- Marissa Janning, Creighton, Sr., G*
- Alex Louin, Villanova, Jr., G
- MC McGrory, Creighton, Sr., G
- Brooke Schulte, DePaul, Sr. G
- Dionna White, Georgetown, So., G*

*unanimous pick ^ additional player added due to a tie in voting



**Alex Louin
Villanova**



**Audrey
Faber
Creighton
1980**



**Adrianna
Hahn
Villanova**




**MC McGrory
Creighton**

**Brooke Schulte
DePaul**



**Natisha
Hiedeman
Marquette**


**Dionna White
Georgetown**



**Raeshawn
Gaffney
Xavier**



**Marissa
Janning
Creighton**



**Allazia
Blockton
Marquette**



**Dorothy
Adomako
Georgetown**

Tournament Schedule

BIG EAST AND NCAA TOURNAMENTS



2017 BIG EAST Women's Basketball Championship

March 4-7, 2017

Al McGuire Center, Milwaukee, Wis.

2017 NCAA Championship – Dates And Sites

FIRST AND SECOND ROUNDS

MARCH 17-20

16 Campus Sites

REGIONALS

MARCH 24-27

Bridgeport Regional

Webster Bank Arena
(Fairfield and University of Connecticut)

Lexington Regional

Rupp Arena
(University of Kentucky)

Oklahoma City Regional

Chesapeake Energy Arena
(University of Oklahoma)

Stockton Regional

Stockton Center
(hosted by the Big 12 Conference)

WOMEN'S FINAL FOUR

MARCH 31 & APRIL 2, 2017

American Airlines Center
Dallas, Texas

(hosted by the Big 12 Conference)



Future Final Four Sites

- 2018 – Nationwide Arena, Columbus, Ohio (Ohio State, host)
- 2019 – Amalie Arena, Tampa Bay, Fla. (South Florida, host)
- 2020 – Smoothie King Center, New Orleans (New Orleans, Tulane and Sun Belt Conference, hosts)

Expanded 2016-17 TV Schedule

Marquette welcomes Creighton, and wraps up with a 9 p.m. CBSSSN tilt between host DePaul and visiting Providence.

The Friars hired a new head coach this past May in Jim Crowley, who is coming off a trip to the NCAA Second Round with St. Bonaventure, and will make their FS1 debut on Jan. 8 at home against Villanova. Providence will also play at Seton Hall on Jan. 20 in a game airing on FS2.

New-look St. John's, which graduated a pair of WNBA Draft picks in Danaejah Grant and the program's all-time leading scorer Aliyyah Handford in May, will travel to Georgetown on Jan. 13 in the first of three nationally televised tilts for the Hoyas as the game will air on FS1 at 7 p.m. GU boasted the nation's third-best turnaround in 2015-16, increasing its win total by 12 from the year before. The Hoyas will also face Xavier on FS1 in a game set for Jan. 20 at 8 p.m.

Fans will get familiar with the home of the 2017 BIG EAST Tournament as Marquette hosts its second of three televised games on Jan. 15 against Butler before concluding with regional rival DePaul on Feb. 19. MU's Allazia Blockton, the 2016 BIG EAST Freshman of the Year, snapped the league's 21-year old rookie scoring record against the Blue Demons in the 2015-16 regular-season finale.

As DePaul aims for at least a share of its fourth consecutive BIG EAST regular-season crown, the Blue Demons, led by Jessica January, will be tested by last season's BIG EAST Tournament "Cinderella team" – Creighton. The Bluejays won three straight games headed by the heroics of MC McGrory to become just the

fourth No. 7 seed in 34 years to advance to the title game. DePaul and Creighton square off in Omaha on Jan. 27 in a game airing on FS1 at 8 p.m.

Creighton follows the next week as well, traveling to Villanova on Feb. 3 for a 7 p.m. showdown on FS2. The Wildcats were impressive down the stretch last season, injecting themselves into the NCAA Tournament conversation, thanks to the surprise performances by rookie guard Adrianna Hahn who filled in for injured All-BIG EAST point guard Caroline Coyer. Villanova follows on Feb. 10 at St. John's on FS1 (8 p.m.) before hosting Xavier on Feb. 17 in a game airing on FS1 at 7:30 p.m.

The final weekend of games could prove pivotal as FS1 and FS2 will carry two of the potential key matchups. On Friday, Feb. 24, Creighton travels to Xavier in a game tipping at 7 p.m. on FS2, before Sunday's finale shows DePaul hosting Georgetown at 1 p.m. on FS1.

The BIG EAST Digital Network will provide coverage of 73 additional women's basketball conference games. BEDN, launched in September 2014, is its own branded

channel within FOX Sports GO, the mobile app that provides live streaming video of FOX Sports content at home or on-the-go. FOX Sports GO is currently available for iOS, Android, Kindle Fire tablets and Fire phones, select Windows devices, and on desktops through FOXSportsGO.com. Streaming on FOX Sports GO is also now available on several connected devices, including Apple TV, Roku and Chromecast. Fans can download the mobile app for free from the iTunes App Store, Google Play, Amazon App Store and Windows Store.



2016-17 Women's Basketball Television Schedule

Date	Visiting Team	Home Team	Location	Time (EST)	TV
Dec. 30	St. John's	Seton Hall	South Orange, N.J.	7 p.m.	FS2
Jan. 2	Seton Hall	Butler	Indianapolis, Ind.	6:30 p.m.	FS1
Jan. 2	Creighton	Marquette	Milwaukee, Wis.	8:30 p.m.	FS1
Jan. 2	St. John's	Xavier	Cincinnati, Ohio	7 p.m.	CBSSSN
Jan. 2	Providence	DePaul	Chicago, Ill.	9 p.m.	CBSSSN
Jan. 8	Villanova	Providence	Providence, R.I.	2 p.m.	FS1
Jan. 13	St. John's	Georgetown	Washington, D.C.	7 p.m.	FS1
Jan. 15	Butler	Marquette	Milwaukee, Wis.	1 p.m.	FS1
Jan. 20	Providence	Seton Hall	South Orange, N.J.	7 p.m.	FS2
Jan. 20	Georgetown	Xavier	Cincinnati, Ohio	8 p.m.	FS1
Jan. 27	DePaul	Creighton	Omaha, Neb.	8 p.m.	FS1
Feb. 3	Creighton	Villanova	Villanova, Pa.	7 p.m.	FS2
Feb. 10	Villanova	St. John's	Queens, N.Y.	8 p.m.	FS1
Feb. 17	Xavier	Villanova	Villanova, Pa.	7:30 p.m.	FS1
Feb. 19	DePaul	Marquette	Milwaukee, Wis.	2 p.m.	FS2
Feb. 24	Creighton	Xavier	Cincinnati, Ohio	7 p.m.	FS2
Feb. 26	Georgetown	DePaul	Chicago, Ill.	1 p.m.	FS1
March 5	BIG EAST Tournament Quarterfinals		Milwaukee, Wis.	1 p.m.	FS2
March 5	BIG EAST Tournament Quarterfinals		Milwaukee, Wis.	3:30 p.m.	FS2
March 5	BIG EAST Tournament Quarterfinals		Milwaukee, Wis.	7 p.m.	FS2
March 5	BIG EAST Tournament Quarterfinals		Milwaukee, Wis.	9:30 p.m.	FS2
March 6	BIG EAST Tournament Semifinals		Milwaukee, Wis.	4 p.m.	FS1
March 6	BIG EAST Tournament Semifinals		Milwaukee, Wis.	6:30 p.m.	FS1
March 7	BIG EAST Tournament Final		Milwaukee, Wis.	9 p.m.	FS1



CBSSSN – CBS Sports Network

2016-17 Composite Schedule

NOVEMBER

Date	Teams	Time (ET)	Network
Fri. 11	East Tennessee State at Butler	7 p.m.	
	Creighton at South Dakota State	8 p.m.	
	Longwood at Marquette	8 p.m.	
	George Washington at Georgetown	7 p.m.	
	Colgate at Providence	7 p.m.	
	Appalachian State at DePaul	9 p.m.	
	Villanova vs. Mississippi State\$	TBD	
	Savannah State at Seton Hall	11 a.m.	
Sat. 12	Tennessee State at Xavier	2 p.m.	
	UAB/Gardner Webb at DePaul	7 p.m.	
	Villanova vs. Maine/Purdue\$	TBD	
	Bradley at Butler	1 p.m.	
Sun. 13	Creighton at Wichita State	3 p.m.	
	Georgetown at Virginia Tech	TBD	
	St. John's vs. William & Mary~	2 p.m.	
	Seton Hall at Marist	TBD	
Tues. 15	Saint Francis (PA) at Marquette	8 p.m.	
	IPFW at Butler	11 a.m.	
Wed. 16	North Dakota State at Providence	Noon	
	Drake at Creighton	8 p.m.	
Thurs. 17	Duquesne at St. John's	7 p.m.	
	Boston College at Seton Hall	7 p.m.	
Fri. 18	Southeast Missouri State at Xavier	Noon	
	Georgetown at Minnesota	TBD	
Sat. 19	Arizona State at Marquette	3 p.m.	
	Northwestern at DePaul	8 p.m.	
	Binghamton at Providence	4 p.m.	
	Butler at Wisconsin	TBD	
Sun. 20	Seton Hall at Minnesota	TBD	
	Miami at St. John's	7 p.m.	
	George Washington at Villanova	1 p.m.	
	UCF at Butler	7 p.m.	
Tues. 22	Marquette at Oregon State	TBD	
	North Florida at Xavier	7 p.m.	
	Georgetown at Florida International	TBD	
	Providence at Hartford	7 p.m.	
Fri. 25	Creighton vs. Missouri ^	3:15 p.m.	
	Georgetown vs. Wright State&	TBD	
	Marquette vs. Santa Clara#	7 p.m.	
	DePaul vs. Western Kentucky%	TBD	
	St. John's vs. Virginia=	3:30 p.m.	
	Villanova vs. Troy&	TBD	
Sat. 26	Creighton vs. Georgia Tech/Dayton ^	TBD	
	DePaul vs. Baylor/Kent State%	TBD	
	Georgetown vs. Penn State&	TBD	
	Central Connecticut at Seton Hall	2:30 p.m.	
	Marquette at Pacific	6:30 p.m.	
	St. John's vs. Arizona State=	1 p.m.	
	Villanova vs. VCU&	TBD	
	Providence at UNC-Wilmington	2 p.m.	
Sun. 27	Arkansas Pine Bluff at Xavier	2 p.m.	
	DePaul vs. TBD%	TBD	
	Providence vs. Miami (OH) ^ ^	Noon	
	San Diego or UT-Arlington at Seton Hall	2:30 p.m.	
Thurs. 30	Butler at TCU	Noon	
	Kansas at Creighton	8 p.m.	
	George Washington at Georgetown	TBD	
	Seton Hall at Princeton	TBD	
	Albany at St. John's	7 p.m.	
	La Salle at Villanova	7 p.m.	

DECEMBER

Thurs. 1	Delaware State at Xavier	7 p.m.	
	DePaul at Connecticut	7 p.m.	
Fri. 2	USF at Butler	7 p.m.	
	Western Illinois at Marquette	8 p.m.	
Sat. 3	Lafayette at St. John's	2 p.m.	
	Providence at Brown	1 p.m.	
	Villanova at Saint Joseph's	TBD	
	Ball State at Butler	1 p.m.	
Sun. 4	Georgetown at Delaware	TBD	
	Providence vs. Rhode Island/Bryant	TBD	
	Wake Forest at Seton Hall	2 p.m.	
	Michigan at Xavier	7 p.m.	
Mon. 5	Prairie View A&M at DePaul	1 p.m.	
	Lehigh at Villanova	7 p.m.	
Tues. 6	Green Bay at Marquette	8:30 p.m.	
Wed. 7	Butler at Arkansas	TBA	
	Nebraska-Omaha at Creighton	1 p.m.	
	LIU Brooklyn at Seton Hall	7 p.m.	
	Rutgers at St. John's	7 p.m.	
	Providence at Columbia	7 p.m.	
	Xavier at Wake Forest	TBD	
Thurs. 8	George Mason at Georgetown	7 p.m.	
	Indiana State at Butler	TBD	
Sat. 10	Creighton at Northern Iowa	3 p.m.	
	Notre Dame at DePaul	8 p.m.	
	Temple at Villanova	1 p.m.	
	Providence at Boston College	4 p.m.	
Sun. 11	Marquette at Wisconsin	TBD	
	Xavier at Cincinnati	TBD	
	Alabama at Georgetown	2 p.m.	
	Seton Hall at Rutgers	TBD	
	St. John's at Fordham	7 p.m.	
	DePaul at Temple	9 p.m.	ESPNU
Sat. 17	Wagner at St. John's	2 p.m.	
Sun. 18	Nebraska at Creighton	3 p.m.	
	Milwaukee at Marquette	4 p.m.	
	DePaul at Loyola	TBD	
	Rider at Seton Hall	Noon	
Mon. 19	Xavier vs. Southern Mississippi&	TBD	
Tues. 20	Butler at Green Bay	TBD	
	Xavier vs. Oklahoma&	TBD	
	Tennessee-Martin at DePaul	8 p.m.	
	New Mexico at Marquette	12:30 p.m.	
Wed. 21	Creighton at Marist	7 p.m.	
	Xavier vs. Kennesaw State&	TBD	
	Providence at Monmouth	7 p.m.	
	Villanova at Duke	TBD	
	James Madison at St. John's	11 a.m.	
	BUTLER at CREIGHTON	5 p.m.	BEDN
Wed. 28	DePAUL at GEORGETOWN	2 p.m.	BEDN
	XAVIER at PROVIDENCE	7 p.m.	BEDN
	MARQUETTE at VILLANOVA	Noon	BEDN
	XAVIER at CREIGHTON	8 p.m.	BEDN
Fri. 30	MARQUETTE at GEORGETOWN	3 p.m.	BEDN
	BUTLER at PROVIDENCE	Noon	BEDN
	ST. JOHN'S at SETON HALL	7 p.m.	FS2
	DePAUL at VILLANOVA	7 p.m.	BEDN

2016-17 Composite Schedule

JANUARY

Mon. 2	SETON HALL at BUTLER	6:30 p.m.	FS1
	PROVIDENCE at DePAUL	9 p.m.	CBSSN
	CREIGHTON at MARQUETTE	8:30 p.m.	FS1
	ST. JOHN'S at XAVIER	7 p.m.	CBSSN
Wed. 4	CREIGHTON at DePAUL	8 p.m.	BEDN
	PROVIDENCE at MARQUETTE	8 p.m.	BEDN
	GEORGETOWN at VILLANOVA	7 p.m.	BEDN
	SETON HALL at XAVIER	7 p.m.	BEDN
Thurs. 5	ST. JOHN'S at BUTLER	7 p.m.	BEDN
Sun. 8	GEORGETOWN at CREIGHTON	2 p.m.	BEDN
	VILLANOVA at PROVIDENCE	2 p.m.	FS1
	MARQUETTE at ST. JOHN'S	2 p.m.	BEDN
	DePAUL at SETON HALL	2 p.m.	BEDN
Tues. 10	VILLANOVA at CREIGHTON	8 p.m.	BEDN
	GEORGETOWN at PROVIDENCE	7 p.m.	BEDN
	DePAUL at ST. JOHN'S	7 p.m.	BEDN
	MARQUETTE at SETON HALL	7 p.m.	BEDN
	BUTLER at XAVIER	2 p.m.	BEDN
Fri. 13	BUTLER at DePAUL	8 p.m.	BEDN
	ST. JOHN'S at GEORGETOWN	7 p.m.	FS1
	XAVIER at MARQUETTE	12:30 p.m.	BEDN
	SETON HALL at VILLANOVA	7 p.m.	BEDN
Sat. 14	CREIGHTON at PROVIDENCE	Noon	BEDN
Sun. 15	XAVIER at DePAUL	3 p.m.	BEDN
	SETON HALL at GEORGETOWN	2 p.m.	BEDN
	BUTLER at MARQUETTE	1 p.m.	FS1
	ST. JOHN'S at VILLANOVA	1 p.m.	BEDN
Wed. 18	Villanova at Penn	TBD	
Fri. 20	VILLANOVA at BUTLER	7 p.m.	BEDN
	CREIGHTON at ST. JOHN'S	7 p.m.	BEDN
	PROVIDENCE at SETON HALL	7 p.m.	FS2
	GEORGETOWN at XAVIER	8 p.m.	FS1
Sat. 21	MARQUETTE at DePAUL	8 p.m.	BEDN
Sun. 22	GEORGETOWN at BUTLER	1 p.m.	BEDN
	PROVIDENCE at ST. JOHN'S	2 p.m.	BEDN
	CREIGHTON at SETON HALL	11 a.m.	BEDN
	VILLANOVA at XAVIER	5 p.m.	BEDN
Fri. 27	DePAUL at CREIGHTON	8 p.m.	FS1
	MARQUETTE at PROVIDENCE	7 p.m.	BEDN
	BUTLER at ST. JOHN'S	7 p.m.	BEDN
	XAVIER at SETON HALL	7 p.m.	BEDN
Sat. 28	VILLANOVA at GEORGETOWN	2 p.m.	BEDN
Sun. 29	MARQUETTE at CREIGHTON	2 p.m.	BEDN
	DePAUL at PROVIDENCE	Noon	BEDN
	XAVIER at ST. JOHN'S	3 p.m.	BEDN
	BUTLER at SETON HALL	2 p.m.	BEDN

FEBRUARY

Fri. 3	ST. JOHN'S at DePAUL	8 p.m.	BEDN
	PROVIDENCE at GEORGETOWN	Noon	BEDN
	SETON HALL at MARQUETTE	12:30 p.m.	BEDN
	CREIGHTON at VILLANOVA	7 p.m.	FS2
Sat. 4	XAVIER at BUTLER	1 p.m.	BEDN
Sun. 5	SETON HALL at DePAUL	3 p.m.	BEDN
	CREIGHTON at GEORGETOWN	2 p.m.	BEDN
	ST. JOHN'S at MARQUETTE	2 p.m.	BEDN
	PROVIDENCE at VILLANOVA	1 p.m.	BEDN
Fri. 10	MARQUETTE at BUTLER	7 p.m.	BEDN
	VILLANOVA at ST. JOHN'S	8 p.m.	FS1
	GEORGETOWN at SETON HALL	7 p.m.	BEDN
	DePAUL at XAVIER	7 p.m.	BEDN
Sat. 11	PROVIDENCE at CREIGHTON	2 p.m.	BEDN
Sun. 12	DePAUL at BUTLER	1 p.m.	BEDN
	GEORGETOWN at ST. JOHN'S	2 p.m.	BEDN
	VILLANOVA at SETON HALL	2 p.m.	BEDN
	MARQUETTE at XAVIER	2 p.m.	BEDN
Fri. 17	SETON HALL at CREIGHTON	8 p.m.	BEDN
	BUTLER at GEORGETOWN	7 p.m.	BEDN
	ST. JOHN'S at PROVIDENCE	7 p.m.	BEDN
	XAVIER at VILLANOVA	7:30 p.m.	FS1
Sun. 19	ST. JOHN'S at CREIGHTON	Noon	BEDN
	XAVIER at GEORGETOWN	2 p.m.	BEDN
	DePAUL at MARQUETTE	2 p.m.	FS2
	SETON HALL at PROVIDENCE	Noon	BEDN
	BUTLER at VILLANOVA	1 p.m.	BEDN
Fri. 24	PROVIDENCE at BUTLER	7 p.m.	BEDN
	VILLANOVA at DePAUL	8 p.m.	BEDN
	GEORGETOWN at MARQUETTE	8 p.m.	BEDN
	CREIGHTON at XAVIER	7 p.m.	FS2
Sun. 26	CREIGHTON at BUTLER	1 p.m.	BEDN
	GEORGETOWN at DePAUL	1 p.m.	FS1
	VILLANOVA at MARQUETTE	3 p.m.	BEDN
	SETON HALL at ST. JOHN'S	2 p.m.	BEDN
	PROVIDENCE at XAVIER	11:30 a.m.	BEDN

BIG EAST games in CAPS

^ Freeport, Bahamas

#Stockton, Calif.

&San Juan, P.R.

~Towson, Md.

\$Bangor, Maine

%Fort Myers, Fla.

=Las Vegas, Nev.

^ ^ Wilmington, N.C.

@Providence, R.I. (Brown University)

All dates and times (Eastern) are subject to change



The BIG EAST Conference

The BIG EAST Conference moves forward in 2016-17, the fourth year of its current consortium of 10 outstanding and revered academic institutions. Founded by Dave Gavitt in 1979, the BIG EAST reorganized in 2013 and entered a new era by returning to its basketball-centric heritage. The league's 10 member schools—Butler University, Creighton University, DePaul University, Georgetown University, Marquette University, Providence College, St. John's University, Seton Hall University, Villanova University, and Xavier University—embrace a constant commitment to academic integrity, athletic excellence and community service.



Val Ackerman

Val Ackerman, who previously served as founding President of the WNBA, President of USA Basketball and U.S. representative to the International Basketball Federation (FIBA), was named fifth Commissioner of the BIG EAST in conjunction with the conference's 2013 reconfiguration. Under her leadership, the BIG EAST has

maintained its reputation for top-level achievement in athletics and has continued to be influential on the national intercollegiate landscape, with many conference and school administrators currently serving on key NCAA committees.

Since its inception in 1979, the BIG EAST has been lauded as a leader in innovative concepts in promotion, particularly television, and that reputation continues with the conference's relationship with FOX Sports. The BIG EAST has a fruitful multi-year partnership with FOX Sports and its national cable network FS1. FOX's comprehensive coverage of BIG EAST men's basketball includes the broadcast of all regular season games on FOX, FS1, FS2 or FOX Regional Networks, as well as the BIG EAST Tournament at Madison Square Garden, college basketball's longest-running postseason basketball conference tourney held at the same venue. The BIG EAST and FOX also have established an annual five-game marathon in men's basketball with all 10 teams competing on the same day in league competition.


BIG EAST institutions are located in seven of the



nation's top 35 largest media markets, including New York, Chicago, Philadelphia, Washington, D.C., Indianapolis, Milwaukee and Cincinnati.

FOX Sports platforms carry complete coverage of women's basketball regular season play and the BIG EAST Women's Basketball Tournament. Every Olympic sport championship is also carried on the network or digital platforms.

The BIG EAST has also increased the visibility of its member school programs with the expansion of the BIG EAST Digital Network (BEDN). When the conference launched BEDN in 2014-15, the league became the first collegiate conference to be hosted on the FOX Sports mobile platform, FOX Sports Go, the app that provides live streaming of FOX Sports content. BEDN will carry 225 live events in 2016-17, with an emphasis on women's basketball, soccer and Olympic sport regular season and championship events.



The BIG EAST Conference became a reality in May of 1979 through the vision of Gavitt, the former Providence College men's basketball coach and athletic director. Providence, St. John's, Georgetown, Syracuse, Seton Hall, Connecticut and Boston College formed the original seven-school alliance, and within the span of just a few years the conference had become a national powerhouse in men's basketball. While the composition of the BIG EAST evolved over the next three decades, the focus of its schools did not waver, reflecting a tradition of broad-based programs led by administrators and coaches who emphasize academic strength and fair play.

In December of 2012, the seven BIG EAST schools that do not compete in FBS



Moving Forward in 2016-17

football—DePaul, Georgetown, Marquette, Providence, St. John's, Seton Hall and Villanova—announced their intention to separate from the conference's football-playing schools and form an independent association. On March 20, 2013, the seven schools reached an agreement that enabled them to retain the BIG EAST name and assume the old conference's long-term pact with Madison Square Garden to host the BIG EAST Men's Basketball Tournament, one of the premier events in college athletics. The schools also announced the addition of three distinguished institutions sharing the same academic and athletic values —Butler, Creighton and Xavier— and forged a landmark, long-term broadcast partnership with FOX Sports. The BIG EAST moved its headquarters from its original location in Providence, R.I., to midtown Manhattan in New York City to complete the transformation. The BIG EAST's new era officially began on July 1, 2013, its effective date as the NCAA's 32nd Division I conference.

To complement its athletic successes, the conference launched BIG EAST Serves in 2014 to align the academic, health, leadership and service missions of the 10 member institutions. Initiatives housed under the BIG EAST Serves umbrella, such as BIG EAST Serves Day, the BIG EAST Career Consortium and the national partnership with the It's On Us campaign against campus sexual assaults, reflect the conference's commitment to developing the complete BIG EAST student-athlete and making a positive contribution to the campus communities of its member schools and conference's headquarters in New York.

In the fall of 2015, the BIG EAST hosted its inaugural Freshmen Fundamentals, a unique program designed to assist men's basketball student-athletes in the transition from high school to college and the elite level of BIG EAST basketball.

BIG EAST institutions boast high graduation rates for their student-athletes, and the league has always been able to say that many of its best athletes are also its best students. Ryan Arcidiacono, the starting guard for Villanova's national champion men's basketball team and the Most Outstanding Player at the 2016 Final Four, also was one of five finalists for the 2015-16 Senior CLASS Award in his sport for excellence in classroom, community, character and competition. DePaul women's tennis standout Rebeca Mitrea was a conference nominee for NCAA Woman of the Year, an award that honors academic achievements, athletic excellence, community service and leadership. On the court, Mitrea is DePaul's all-time leader in wins with 117. She competed in the doubles of the 2016 NCAA Tennis Championship. Mitrea also was honored with the Arthur Ashe Leadership and Sportsmanship Award from the Intercollegiate Tennis Association (ITA).

The conference, which crowns champions in 22 sports, had league teams earn a total of 24 NCAA berths and 42 individual NCAA invitations in 2015-16. Seven different national postseason championships saw multiple BIG EAST teams participate, including five teams in men's basketball and three in women's basketball. BIG EAST schools produced 12 CoSIDA Academic All-Americans, including six in soccer (four male, two female).

Current BIG EAST men's basketball programs have enjoyed extraordinary success over the years. Villanova won the 2016 NCAA Championship, its

second in school history. Georgetown and Marquette also have won the national title. DePaul, Providence, St. John's and Seton Hall have all made it to the Final Four. The BIG EAST placed three men's basketball teams in the Final Four in 1985—Georgetown, St. John's and Villanova—the only time this has occurred in NCAA history. Over the past 13 years, Butler, Georgetown, Marquette and Villanova have reached the Final Four, with Butler and Villanova making two trips. Xavier has advanced to the Elite Eight twice and the Sweet 16 four other times.

BIG EAST student-athletes have achieved recent success in other sports, as well. A BIG EAST team has won the NCAA women's cross country championship four of the last seven years (Villanova won twice; Providence and Georgetown once), with one runner-up finish (Providence). Creighton's men's soccer team has reached the NCAA College Cup in two of the past four seasons, with the Providence men advancing to the semifinals in 2014.

In the 37 years since the original league opened its doors, BIG EAST teams have won 39 national championships in eight different sports with 144 student-athletes winning individual national titles in the league's history. Since 2013, the BIG EAST has produced eight national champions.



Big East Conference Commissioner Val Ackerman with Villanova coach Jay Wright, (right), after receiving the award as conference co-coach of the year in 2016, in New York. Villanova men's basketball won the 2016 NCAA Tournament.



Commissioner Val Ackerman

Val Ackerman was named the fifth Commissioner of the Big East Conference on June 26, 2013. She was the founding President of the Women's National Basketball Association (WNBA) and a past President of USA Basketball, which oversees the U.S. men's and women's Olympic basketball program. She has had a long and accomplished career in the sports industry and is one of the few sports executives who has held leadership positions in both men's and women's sports at the collegiate, professional, national team and international levels.

Val currently serves as chair of the Division I subdivision for the NCAA Collegiate Commissioners Association and is a member of the NCAA Men's Basketball Oversight Committee. She was recognized by Forbes magazine in 2015 as one of the Most Powerful People in College Sports and one of the Most Powerful Women in Sports, and by Adweek magazine in 2016 as one of the Most Powerful Women in Sports.



Val attended the University of Virginia as one of the school's first female student-athlete scholarship recipients. She was a four-year starter, three-time captain and two-time Academic All-American for the Cavaliers' women's basketball team and the first 1,000-point scorer in the program's history. She graduated with high distinction with a degree in political and social thought in 1981 and played one year of professional basketball in France before earning a law degree from UCLA in 1985.

Val started her legal career as a corporate and banking associate at the New York law firm of Simpson Thacher and Bartlett and joined the National Basketball Association as a staff attorney in 1988. She was as an executive at the NBA for eight years, serving as Special Assistant to NBA Commissioner David Stern and Director (and later) Vice President of Business Affairs before being named the WNBA's first President in 1996. She guided the league to a much-heralded launch in 1997 and headed its day-to-day operations for its first eight seasons.

In 2005, Val was elected President of USA Basketball for the 2005-08 term, leading the organization to an overall competitive record of 222-23 and gold medal performances by the U.S.

men's and women's basketball teams at the 2008 Olympics in Beijing. She was one of the NBA's original appointees to the USA Basketball Board of Directors in 1989 and served as an organizational liaison with USAB during the early years of NBA participation in FIBA competitions, including the 1992 and 1996 Olympics and 1994 World Championships. A USA Basketball Board member for 23 years, Val played a key role in the long-standing success of the U.S. women's national basketball team program, which won gold medals at the 1998, 2002 and 2010 FIBA World Championships and the 1996, 2000, 2004, 2008 and 2012

Olympic Games. In 2013, Val was named the recipient of USA Basketball's Edward S. Steitz Award, which recognizes outstanding contributions in international basketball.

Val also served two terms (2006-10 and 2010-2014) as the U.S. representative for men's and women's basketball on the Central Board of the International Basketball Federation (FIBA), the sport's world governing body. She was a member of FIBA's Competition Commission and served on the Central Board of FIBA Americas, FIBA's zone authority for North, Central and South America.

Val is a member of the adjunct faculty for Columbia University's graduate sports management program, the Knight Commission on Intercollegiate Athletics, the Board of Directors of the National Consortium for Academics and Sports, and the Advisory Board of the NYU Tisch Institute for Sports Management, Media and Business. She is also a member of the Board of Directors of the Women's Basketball Hall of Fame, which inducted her as a contributor in 2011, and is a Lifetime Trustee of the Naismith Memorial Basketball Hall of Fame, which presented her with the John Bunn Lifetime Achievement Award in 2008. She has done consulting work for the National Hockey League, which she assisted in formulating a long-term plan to support women's ice hockey, and the NCAA, for which she prepared a comprehensive white paper in 2013 on growth strategies for women's college basketball. She also worked as a free-lance columnist for espn.com, where she authored a series of articles on the subject of women and sports and participated as a member of the espnw Advisory Board.

Val's accomplishments in the sports business have earned her numerous awards, including the University of Virginia's Distinguished Alumna Award; the March of Dimes Sports Achievement Award; induction into the GTE Academic All-America Hall of Fame; the Girls Scouts of America National Women of Distinction Juliette Award; the NOW Legal Defense and Education Fund Equal Opportunity Award; inclusion on the Atlantic Coast Conference's 50th Anniversary Women's Basketball team; induction into the International Scholar-Athlete Hall of Fame; the Women's Basketball Coaches Association President's Citation; the NCAA

Silver Anniversary Award; the International Olympic Committee Women and Sport Achievement Diploma; the Sports Business Journal Champions in Sports Business Award; inclusion as a Women's Sports Foundation/ espnw 40 for 40 Honoree; induction into the National Consortium for Academics and Sports Hall of Fame; the Women in Sports and Events (WISE) 20th Anniversary Women of Distinction Award; and the Arthur Ashe Institute for Urban Health Sports Ball Award.

Val is married to Charlie Rappaport, a retired tax partner of the Wall Street law firm of Simpson Thacher & Bartlett. They have two daughters, Emily (a 2014 graduate of Yale) and Sally (an undergraduate at Wesleyan University).



Big East Conference Commissioner Val Ackerman tossing the ceremonial ball at the inaugural WNBA game, 1997.

BIG EAST Digital Network Expands

In its third year as the BIG EAST's branded channel on FOX Sports GO, the BIG EAST Digital Network (BEDN) will continue to broadcast 225 live events for the 2016-17 season. Highlighted BEDN programming will include all women's basketball conference games not slated for television broadcasts, 36 Championship events and extensive coverage of men's and women's soccer league games.

After a successful pilot year in 2014-15, BEDN expanded in 2015-16 to cover 225 events that season. BEDN will continue to supplement scheduled television coverage of all BIG EAST sports, while broadening exposure of

The BIG EAST women's basketball events and the Olympic sports contests that are not televised by FOX Sports do not require a video subscription.

Select content will also be available on bigeast.com, including historical BIG EAST games on demand, highlight footage, and original programming to be unveiled at a later date. Specific dates and additional details of featured match-ups, including regular season games and championship contests, will be released as game schedules are finalized.

The broadcast schedule for 2015-16 will be announced when the conference schedules are finalized at a later date.



In its third year as the BIG EAST's branded channel on FOX Sports GO, the BIG EAST Digital Network (BEDN) will continue to broadcast 225 live events for the 2016-17 season.

additional athletic events. In addition to live streaming, content will include highlights, selected news coverage and shoulder programming. The BIG EAST will oversee all production on the Digital Network, while Rush Media Company will continue to serve as the conference's third-party production services supplier.

The complete breakdown of the 2016-17 BEDN Programming Plan includes 73 women's basketball, 35 men's soccer, 35 women's soccer, 15 volleyball, 10 baseball, 10 softball and six lacrosse games. As was the case in 2014-15 and 2015-16, BEDN will cover all BIG EAST Championships, with 36 events in the upcoming year.

When the BIG EAST launched the Digital Network in 2014-15, the league became the first collegiate conference to be hosted on FOX's mobile platform, FOX Sports Go, the app that provides live streaming video of FOX Sports content at home or on-the-go.

FOX Sports GO is currently available for iOS, Android, Kindle Fire tablets and Fire phones, select Windows devices, and on desktops through FOXSportsGO.com. Fans can download the mobile app for free from the iTunes App Store, Google Play, Amazon App Store and Windows Store.

FOX Sports GO users who are also subscribers of participating video providers can live stream the BIG EAST men's and women's basketball telecasts, plus the Olympic sports championships, carried on FOX Sports 1, FOX Sports 2, FOX Sports Regional Networks, and FOX broadcast network.

About the BIG EAST

The BIG EAST Conference is an association of ten nationally prominent colleges and universities that foster healthy athletic competition, community service and the pursuit of excellence in academic environments. The athletic programs of BIG EAST institutions provide national-caliber participation opportunities for more than 3,000 student-athletes on over 180 men's and women's teams in 22 sports. Established in 1979 and headquartered in New York City, the BIG EAST's members are located in seven of the country's top 35 largest media markets and include Butler University, Creighton University, DePaul University, Georgetown University, Marquette University, Providence College, St. John's University, Seton Hall University, Villanova University and Xavier University. For more information, visit www.bigeast.com.

About FOX Sports GO

FOX Sports GO showcases the biggest events in sports, highlighted by: the best games from the National Football League, including the NFC Championship Game; NASCAR's premier race—the Daytona 500; Major League Baseball's crown jewel events—the All-Star Game, the Division Series, the League Championship Series, and the World Series; international soccer, led by the UEFA Champions League and the Women's World Cup; marquee college football and basketball matchups from the Big 12, Pac-12, and BIG EAST; the most anticipated MMA showdowns from the UFC; and starting in 2015, the premier major championship in golf, the U.S. Open.





Butler

QUICK FACTS

Location Indianapolis, Ind. 46208
 Nickname Bulldogs
 Colors Blue & White
 Enrollment 5,097
 Director of Athletics Barry Collier
 Home Court Hinkle Fieldhouse (9,100)
 Press Row Phone (317) 940-9817
 2015-16 Overall Record: 10-21
 2015-16 BIG EAST Record/Finish: 4-14/T-9th
 Letterwinners Returning/Lost: 6/4
 Starters Returning/Lost: 3/2

COACHING STAFF

Head Coach Kurt Godlevske
 Alma Mater Northern Michigan '94
 Assistant Coach Damon Bailey (Indiana '94)
 Assistant Coach Julie Shelton (Butler '93)
 Assistant Coach FahKara Malone (Purdue '10)
 Assistant Coach Natalie Morse (Hanover '13)
 Director of Operations Daress McClung

SPORTS INFORMATION

Basketball Office Phone: (317) 940-9692
 SID Contact: Kit Stetzel
 Office Phone: (317) 940-9994
 Cell Phone: (317) 828-9312
 E-mail Address: cbstetze@butler.edu
 Web Address: www.butlersports.com



BARRY COLLIER
 Director of Athletics



KURT GODLEVSKE
 Head Coach



KIT STETZEL
 Assistant Sports
 Information Director

News & Notes

The BIG Picture

The Bulldogs opened 2015-16 as winners of four of their first six, but health issues knocked out a couple key players for Butler as they fell to a 4-14 mark in BIG EAST play. Butler was young a season ago under then-second-year head coach Kurt Godlevske, with just two upperclassmen receiving significant playing time. With two of the most notable rising sophomores in the league in Tori Schickel and Brittany Ward, Godlevske will look to guide the more experienced Bulldogs back into the national postseason.

Who's Returning

Butler returns three starters and six letterwinners, highlighted by sophomores Tori Schickel and Brittany Ward, and junior Sydney Buck. Schickel missed nine games due to health concerns during her freshman campaign, but still managed to finish second on the team in scoring (11.8 PPG), edging out fellow rookie and 31-game starter Ward, who put up 9.8 per game. The duo was also the No. 1 and 2

rebounders on the team, with Schickel snagging a Butler-high 8.8 boards per game. Buck started all 31 games a season ago, averaging 8.8 points and posting four 20-point performances.

Who's Gone

Two key losses for the Bulldogs are Blaire Langlois and Belle Obert. Despite playing just two years of BIG EAST basketball, Obert finished among the all-time leaders in blocks with 110 over 35 games. Langlois had a career year as a senior, averaging a team highs of 12.9 points and 2.9 assists to go along with 4.6 rebounds. Obert added 7.4 points and 6.4 boards per contest.

Storylines

Now entering their fourth year of BIG EAST play, the Bulldogs and third-year head coach Kurt Goldevske will aim to break into the upper half of the conference standings. After a trip to the WNIT in its first season as a member of the league, Butler has missed the national postseason since. The young Bulldogs gained valuable experience last year, claiming their first BIG EAST Tournament win in the process. The now more veteran group, along with the additions of proven local products Kristen Spolyar and Sydney Shetlon will look to navigate a once again challenging schedule in a bid to climb the BIG EAST standings and return to the national postseason.

DID YOU KNOW?

The Bulldogs play their home games in historic Hinkle Fieldhouse, which, at the time of construction in 1928, was the largest basketball arena in the United States. Hinkle underwent renovations in 2014 which included remodeled coaching offices, chair-back seating and a new scoreboard.



31-game starter Ward, who put up 9.8 per game. The duo was also the No. 1 and 2

TORI SCHICKEL



SCHEDULE

November

Date	Day	Opponent	Network TV
11	Fri.	East Tennessee State	
13	Sun.	Bradley	
16	Wed.	Fort Wayne	
20	Sun.	at Wisconsin	
22	Tues.	UCF	
30	Wed.	at TCU	

December

2	Fri.	South Florida	
4	Sun.	Ball State	
7	Wed.	at Arkansas	
10	Sat.	Indiana State	
20	Tues.	at Green Bay	
28	Wed.	at CREIGHTON	BEDN
30	Fri.	at PROVIDENCE	BEDN

January

2	Mon.	SETON HALL	FS1
5	Thurs.	ST. JOHN'S	BEDN
8	Sun.	at XAVIER	BEDN
13	Fri.	at DePAUL	BEDN
15	Sun.	at MARQUETTE	FS1
20	Fri.	VILLANOVA	BEDN
22	Sun.	GEORGETOWN	BEDN
27	Fri.	at ST. JOHN'S	BEDN
29	Sun.	at SETON HALL	BEDN

February

4	Sat.	XAVIER	BEDN
10	Fri.	MARQUETTE	BEDN
12	Sun.	DePAUL	BEDN
17	Fri.	at GEORGETOWN	BEDN
19	Sun.	at VILLANOVA	BEDN
24	Fri.	PROVIDENCE	BEDN
26	Sun.	CREIGHTON	BEDN

All dates are subject to change
BIG EAST games in all CAPS



ROSTER

NO.	NAME	POS.	CL.	HT.	HOMETOWN/ PREVIOUS SCHOOL
2	Kaela Hodges	F	Jr.	6-0	Odell, Ill./Pontiac Township/ Wabash Valley
3	Brittany Ward	F	So.	6-1	Indianapolis, Ind./Pike
4	Taylor Buford	G	So.	5-11	Long Grove, Ill./Adlai Stevenson
11	Michelle Weaver	G	So.	5-7	South Bend, Ind./South Bend St. Joseph
12	Sydney Buck	G	Jr.	5-7	Fort Wayne, Ind./Homestead
14	Sarah Humphrey	G	Fr.	6-0	Crete, Ill./Crete-Monee
15	Whitney Jennings	G	Jr.	5-5	Logansport, Ind./Logansport/Iowa
22	Alexa Bailey	G	So.	5-7	Bedford, Ind./Bedford North Lawrence
23	Shae Brey	G/F	Fr.	6-0	Altoona, Wis./Eau Claire Regis
24	Kristen Spolyar	G	Fr.	5-10	Lebanon, Ind./Lebanon
30	Sydney Shelton	G	Fr.	5-9	Greenfield, Ind./Mt. Vernon
34	Tori Schickel	F	So.	6-1	Evansville, Ind./Mater Dei

Head Coach: Kurt Godlevske
Assistant Coach: Damon Bailey
Assistant Coach: Julie Shelton
Assistant Coach: Natalie Morse
Director of Operations: Daress McClung



Butler

HEAD COACH KURT GODLEVSKE



PROFILE: Hired at Butler on May 16, 2014

Personal – Married (Beth) with two daughters (Corrin and Katie) and one son (Noah).

Education – B.S. in Physical Education and Health, Northern Michigan (1994); M.S., University of Indianapolis (2004)

Playing File – Northern Michigan (1990-94)

Coaching File – Assistant Coach, Lake Superior State (1994-96); Assistant Coach, Butler (2013-14)

Highlights – Godlevske joined Butler's staff as an assistant coach in the spring of 2013, after spending seven years as girls' head coach at Bedford North Lawrence High School. He guided the Lady Stars to a 120-41 record, including a perfect 28-0 mark and the IHSAA Class 4A Girls' Basketball State Championship in 2013. He also was part of an Indiana boys' state championship staff as a volunteer coach at Lawrence North High School in 2004. An all-state

high school player in L'Anse, Mich., Godlevske played basketball at Northern Michigan University, and then started his collegiate coaching career at NCAA Division II Lake Superior State University, where he posted a 35-19 record in two years. After a few years out of coaching, he returned as head coach of his alma mater in L'Anse, leading the school to a 40-9 record in two seasons before taking over at Bedford North Lawrence. Godlevske was named interim head coach of the Butler women's team on April 23 and had the interim tag removed less than two weeks later.

In his first season with the Bulldogs, Butler surprised everyone after getting picked 10th in the BIG EAST Preseason Poll and finishing fifth, winning eight-straight conference games which included wins over Creighton and at St. John's. Godlevske led Butler to its first ever BIG EAST Tournament win in 2016 as the Bulldogs upset higher-seeded Xavier in the First Round.

GODLEVSKE'S YEAR-BY-YEAR HISTORY

Year	School	Overall	BIG EAST	BIG EAST Tournament	NCAA Postseason	WNIT Postseason
2014-15	Butler	14-16	10-8 (t-5th)	0-1		
2015-16	Butler	10-21	4-14 (9th)	1-1		
CAREER	2 years	24-37	14-22	1-2		
		.393	.389	.333		

GODLEVSKE'S RECORD

Career Record (2 years)

24-37 (.393)

Butler Record (2 years)

24-37 (.393)

BIG EAST Regular Season Record (2 years)

14-22 (.389)

BIG EAST Tournament Record (2 appearances)

1-2 (.333)

NCAA Record

n/a

WNIT Record

n/a

BUTLER IN THE BIG EAST

	Overall	BIG EAST	Reg. Seas. Finish
2013-14	15-16	10-8	6th
2014-15	14-16	10-8	T-5th
2015-16	10-21	4-14	9th



RESULTS & STATISTICS

RECORD:	OVERALL	HOME	AWAY	NEUTRAL	ATTENDANCE SUMMARY	GAMES	TOTALS	AVG/GAME
All Games	10-21	6-7	2-14	2-0	Home	13	8006	616
Conference	4-14	3-6	1-8	0-0	Away	16	18963	1185
Non-Conference	6-7	3-1	1-6	2-0	Neutral	2	1947	974
					Total	31	28916	933

Date	Time	Opponent	Score	Attend.	High Points	High Rebounds	Date	Time	Opponent	Score	Attend.	High Points	High Rebounds
11/13/15	7:00 pm	VALPARAISO	W 72-53	426	(29)SCHICKEL, Tori	(22)SCHICKEL, Tori	01/22/16	7:00 pm	* at St. John's	L 41-68	805	(11)WARD, Brittany	(12)WARD, Brittany
11/15/15	2:00 pm	at Chattanooga	49-60 L	1549	(17)SCHICKEL, Tori	(8)WARD, Brittany						(11)BUFORD, Taylor	
11/25/15	7:00 pm	at South Florida	77-87 L	1772	(22)BUCK, Sydney	(8)WARD, Brittany	01/24/16	2:00 pm	* at Seton Hall	L 77-98	809	(20)BUCK, Sydney	(9)WARD, Brittany
11/28/15	12:00 pm	vs Clemson	W 54-50	206	(15)SCHICKEL, Tori	(11)WARD, Brittany	01/29/16	7:00 pm	* at Xavier	L 47-55	1165	(15)WARD, Brittany	(12)OBERT, Belle
							02/05/16	11:30 am	* CREIGHTON	L 42-52	697	(16)LANGLOIS, Blaire	(6)BAILEY, Alexa
												(6)WARD, Brittany	
11/29/15	2:30 pm	at UCF	W 71-63	309	(23)BUCK, Sydney	(9)OBERT, Belle	02/07/16	2:00 pm	* PROVIDENCE	W 65-50	463	(16)WARD, Brittany	(9)WARD, Brittany
12/01/15	7:00 pm	TCU	W 65-53	791	(21)SCHICKEL, Tori	(12)SCHICKEL, Tori	02/12/16	7:00 pm	* at Marquette	L 69-76	1231	(24)LANGLOIS, Blaire	(11)WARD, Brittany
12/04/15	5:00 pm	at Wright State	L 53-66	1202	(21)LANGLOIS, Blaire	(13)SCHICKEL, Tori	02/14/16	2:00 pm	* at DePaul	L 63-102	2409	(19)LANGLOIS, Blaire	(5)SCHICKEL, Tori
12/06/15	2:00 pm	at Ball State	L 50-58	1125	(25)LANGLOIS, Blaire	(9)SCHICKEL, Tori	02/19/16	7:00 pm	* SETON HALL	L 67-72	1079	(19)LANGLOIS, Blaire	(8)OBERT, Belle
12/09/15	7:00 pm	GREEN BAY	L 46-55	346	(19)WARD, Brittany	(9)OBERT, Belle	02/21/16	2:00 pm	* ST. JOHN'S	W 62-58	545	(16)LANGLOIS, Blaire	(7)BAILEY, Alexa
12/13/15	2:00 pm	ARKANSAS	W 63-57	634	(19)WEAVER, Michelle	(7)WARD, Brittany	02/26/16	11:00 am	* at Georgetown	L 35-49	789	(18)LANGLOIS, Blaire	(13)SCHICKEL, Tori
12/21/15	6:05 pm	at Indiana State	LOT 63-70	1765	(25)LANGLOIS, Blaire	(11)OBERT, Belle	02/28/16	1:00 pm	* at Villanova	L 46-66	901	(17)SCHICKEL, Tori	(12)WARD, Brittany
12/29/15	7:00 pm	* VILLANOVA	L 45-57	530	(18)LANGLOIS, Blaire	(10)LANGLOIS, Blaire	03/05/16	4:30 pm	vs Xavier	W 48-47	1741	(20)LANGLOIS, Blaire	(8)LANGLOIS, Blaire
12/31/15	6:30 pm	* GEORGETOWN	W 82-76	444	(19)OBERT, Belle	(7)OBERT, Belle						(8)WARD, Brittany	
												(13)SCHICKEL, Tori	
01/05/16	7:00 pm	* XAVIER	L 63-73	387	(18)SCHICKEL, Tori	(8)SCHICKEL, Tori	03/06/16	6:00 pm	at DePaul	L 49-76	2234	(14)SCHICKEL, Tori	(13)SCHICKEL, Tori
01/08/16	7:00 pm	* at Providence	W 77-67	247	(22)SCHICKEL, Tori	(11)SCHICKEL, Tori							
01/10/16	1:05 pm	* at Creighton	L 49-77	651	(16)WARD, Brittany	(9)WARD, Brittany							
01/15/16	7:00 pm	* DEPAUL	L 54-61	1320	(19)WARD, Brittany	(13)WARD, Brittany							
01/17/16	2:00 pm	* MARQUETTE	L 64-80	344	(21)BUCK, Sydney	(17)WARD, Brittany							

* indicates conference game

PLAYERS RETURNING		TOTAL										3-PTS										REBOUNDS									
No.	Player	GP	GS	Min	Avg	FG	FGA	Pct	3FG	FGA	Pct	FT	FTA	Pct	Off	Def	Tot	Avg	PF	FO	A	TO	Blk	Stl	Pts	Avg					
34	SCHICKEL, Tori	22	4	571	26.0	97	188	.516	0	0	.000	65	94	.691	72	121	193	8.8	53	2	22	41	34	14	259	11.8					
	Conference-Only...	11	3	287	26.1	47	95	.495	0	0	.000	28	47	.596	35	49	84	7.6	23	0	13	20	22	7	122	11.1					
03	WARD, Brittany	31	31	876	28.3	116	310	.374	5	23	.217	68	116	.586	56	176	232	7.5	85	0	54	112	14	17	305	9.8					
	Conference-Only...	18	18	524	29.1	72	186	.387	4	17	.235	37	62	.597	41	97	138	7.7	52	0	35	66	8	12	185	10.3					
12	BUCK, Sydney	31	31	963	31.1	95	268	.354	64	181	.354	18	20	.900	8	88	96	3.1	34	0	31	49	0	12	272	8.8					
	Conference-Only...	18	18	563	31.3	50	151	.331	32	94	.340	16	18	.889	5	52	57	3.2	18	0	20	25	0	10	148	8.2					
11	WEAVER, Michelle	17	14	376	22.1	30	76	.395	3	15	.200	16	27	.593	6	15	21	1.2	44	2	34	42	2	12	79	4.6					
	Conference-Only...	4	3	68	17.0	7	13	.538	1	1	1.000	3	4	.750	1	4	5	1.3	6	0	4	4	0	1	18	4.5					
04	BUFORD, Taylor	22	2	334	15.2	35	114	.307	5	16	.313	26	33	.788	20	11	31	1.4	52	0	8	27	14	18	101	4.6					
	Conference-Only...	18	2	278	15.4	29	96	.302	5	13	.385	26	31	.839	19	9	28	1.6	45	0	7	21	9	16	89	4.9					
22	BAILEY, Alexa	31	15	786	25.4	20	71	.282	9	30	.300	22	25	.880	25	59	84	2.7	86	2	76	64	6	28	71	2.3					
	Conference-Only...	18	13	466	25.9	13	47	.277	5	19	.263	13	16	.813	16	41	57	3.2	55	2	52	43	2	17	44	2.4					
PLAYERS NOT RETURNING		TOTAL										3-PTS										REBOUNDS									
No.	Player	GP	GS	Min	Avg	FG	FGA	Pct	3FG	FGA	Pct	FT	FTA	Pct	Off	Def	Tot	Avg	PF	FO	A	TO	Blk	Stl	Pts	Avg					
02	LANGLOIS, Blaire	31	29	1059	34.2	127	378	.336	78	243	.321	68	93	.731	7	135	142	4.6	58	1	91	100	13	35	400	12.9					
	Conference-Only...	18	16	597	33.2	71	212	.335	44	139	.317	29	48	.604	2	77	79	4.4	34	0	53	61	8	17	215	11.9					
25	OBERT, Belle	29	26	901	31.1	82	206	.398	20	69	.290	30	46	.652	45	142	187	6.4	83	3	56	53	95	47	214	7.4					
	Conference-Only...	17	14	526	30.9	53	122	.434	9	34	.265	17	29	.586	21	84	105	6.2	48	2	32	33	57	22	132	7.8					
10	ORR, Nicole	25	2	346	13.8	44	95	.463	6	23	.261	11	13	.846	19	19	38	1.5	40	0	22	36	1	11	105	4.2					
	Conference-Only...	18	2	281	15.6	39	81	.481	6	19	.316	11	13	.846	18	16	34	1.9	33	0	19	34	1	11	95	5.3					
13	SCHABEL, Emmy	6	0	13	2.2	0	3	.000	0	2	.000	2	2	1.000	3	1	4	0.7	1	0	1	2	0	1	2	0.3					
	Conference-Only...	5	0	10	2.0	0	2	.000	0	1	.000	0	0	.000	2	0	2	0.4	1	0	1	2	0	1	0	0.0					
TM	TEAM.....																														
	Conference-Only...																														
	Total.....	31				646	1709	.378	190	602	.316	326	469	.695	331	840	1171	37.8	538	11	395	543	179	195	1808	58.3					
	Conference-Only...	18				381	1005	.379	106	337	.315	180	268	.672	200	460	660	36.7	317	5	236	317	107	114	1048	58.2					
	Opponents.....	31				750	1972	.380	178	609	.292	354	527	.672	450	782	1232	39.7	496	-	401	379	132	310	2032	65.5					
	Conference-Only...	18				462	1144	.404	107	358	.299	206	300	.687	259	455	714	39.7	291	2	262	221	72	184	1237	68.7					



Creighton

QUICK FACTS

Location: Omaha, Neb. 68178
 Nickname: Bluejays
 Colors: Blue & White
 Enrollment: 8,393
 Director of Athletics: Bruce Rasmussen
 Home Court: D.J. Sokol Arena (2,500)
 Press Row Phone: (402) 280-5724
 2015-16 Overall Record: 17-18
 2015-16 BIG EAST Record/Finish: 8-10/T-7th
 Letterwinners Returning/Lost: 13/1
 Starters Returning/Lost: 5/0

COACHING STAFF

Head Coach: Jim Flanery
 Alma Mater: Creighton, '87
 Assistant Coach: Matt Fritsche (Nebraska 1999)
 Assistant Coach: Chevelle Herring (Creighton 2010)
 Assistant Coach: Linda Sayavongchanh (Drake 2007)
 Director of Operations: Jenny Vickers (Creighton 2003)
 Video Coordinator: Carli Tritz (Creighton 2014)

SPORTS INFORMATION

Basketball Office Phone: (402) 280-2720
 SID Contact: Glen Sisk
 Office Phone: (402) 280-2433
 Cell Phone: (402) 515-7528
 E-mail Address: glensisk@creighton.edu
 Web Address: www.gocreighton.com



BRUCE RASMUSSEN
 Director of Athletics



JIM FLANERY
 Head Coach



GLEN SISK
 Associate Director/Athletic
 Communications

News & Notes

The BIG Picture

When 2014 BIG EAST Player of the Year Marissa Janning went down with a season-ending injury in December, hopes for a national postseason bid were temporarily dashed for the Bluejays. Creighton went 2-7 through the first nine games without Janning, but the tides turned and the Bluejays won five of their next seven league games before going on an historic run from BIG EAST Tournament First Round to title game in a wild four days. The late stretch pushed Creighton above .500 as the young squad qualified for the national postseason (WNIT) for the ninth consecutive year. With Janning's request for a redshirt

honors as a sophomore and junior and ranks among Creighton's all-time leaders in points. The Bluejays' top nine scorers from last season return, including all-league honoree and team points leader Audrey Faber, BIG EAST Tournament star MC McGrory and 34-game starter Sydney Lamberty.

Who's Gone

The Bluejays lose just one letterwinner – Tessa Leytem. Leytem averaged 2.3 points and 1.1 rebounds over 34 games, playing 7.9 minutes per contest and earning one start.

Storylines

Creighton had a meteoric rise through the BIG EAST Tournament last year, entering the postseason two games under .500 as it was a true win-or-go-home scenario. The Bluejays knocked off Providence in the first round before upsetting the likes of Villanova and Seton Hall to earn their first title game berth. Though Creighton fell to St. John's in the final, the winning streak bumped the Bluejays over .500 to qualify for the WNIT, and all without senior leader Marissa Janning. Janning is back in 2016-17 after being granted a medical redshirt, and Creighton is arguably the most experienced team, from top to bottom, in the BIG EAST in 2016-17. The Bluejay roster features zero true freshmen, seven juniors and four seniors as 15th year head coach Jim Flanery will have a bevy of veterans to rotate onto the court.

DID YOU KNOW?

The Bluejays qualified for the national postseason for the ninth consecutive season in 2015-16, earning an at-large bid to the WNIT.



Who's Returning

In a word: everyone. Creighton brings back 13 letterwinners and all five starters, highlighted by Marissa Janning who missed

all of conference play last season due to an injury. The 2014 BIG EAST Player of the Year earned back-to-back All-BIG EAST First Team



MC MCGRORY

SCHEDULE

November

Date	Day	Opponent	Network TV
11	Fri.	at South Dakota State	
13	Sun.	at Wichita State	
17	Thurs.	Drake	
25	Fri.	vs. Missouri (Freeport, Bahamas)	
26	Sat.	vs. Georgia Tech (Freeport, Bahamas)	
30	Wed.	Kansas	

December

7	Wed.	Nebraska-Omaha	
10	Sat.	at Northern Iowa	
18	Sun.	Nebraska	
21	Wed.	at Marist	
28	Wed.	BUTLER	BEDN
30	Fri.	XAVIER	BEDN

January

2	Mon.	at MARQUETTE	FS1
4	Wed.	at DePAUL	BEDN
8	Sun.	GEORGETOWN	BEDN
10	Tues.	VILLANOVA	BEDN
14	Sat.	at PROVIDENCE	BEDN
20	Fri.	at ST. JOHN'S	BEDN
22	Sun.	at SETON HALL	BEDN
27	Fri.	DePAUL	FS1
29	Sun.	MARQUETTE	BEDN

February

3	Fri.	at VILLANOVA	FS2
5	Sun.	at GEORGETOWN	BEDN
11	Sat.	PROVIDENCE	BEDN
17	Fri.	SETON HALL	BEDN
19	Sun.	ST JOHN'S	BEDN
24	Fri.	at XAVIER	FS2
26	Sun.	at BUTLER	BEDN

All dates are subject to change
BIG EAST games in all CAPS



ROSTER

NO.	NAME	POS.	CL.	HT.	HOMETOWN/ PREVIOUS SCHOOL
1	Jade Owens	G	Jr.	5-6	River Forest, Ill./Fenwick
2	Myah Mellman	G	Jr.	5-7	Mason City, Iowa/Mason City
3	MC McGrory	G	Sr.	5-8	Edina, Minn./Edina
4	Aimee Rischard	G	Jr.	5-5	Oklahoma City, Okla./ Mount St. Mary Catholic
5	Jaylyn Agnew	F	R-Fr.	5-11	Andover, Kan./Andover
11	Bailey Norby	F	Jr.	6-2	Forest Lake, Minn./Forest Lake
12	Lauren Works	G	Sr.	5-7	Lincoln, Neb./Lincoln Southwest
14	Sydney Lamberty	G	Jr.	5-10	Cottage Grove, Minn./Park
21	Olivia Elger	G	So.	5-7	Peoria, Ill./Richwoods
22	Brooke Kissinger	G	Jr.	5-7	Minden, Neb./Minden/Illinois
23	Marissa Janning	G	Sr.	5-8	Watertown, Minn./Watertown-Mayer
33	Kylie Brown	F	Jr.	6-3	Inver Grove Heights, Minn./Simley
40	Ali Greene	F	So.	6-1	Lino Lakes, Minn./Mahtomedi
45	Audrey Faber	F	So.	6-2	Clive, Iowa/Dowling Catholic
50	Brianna Rollerson	F	Sr.	6-0	Omaha, Neb./Central

Head Coach: Jim Flanery

Assistant Coach: Matt Fritsche

Assistant Coach: Chevelle Herring

Assistant Coach (Recruiting Coordinator): Linda Sayavongchanh

Video Coordinator: Carli Tritz

Director of Operations: Jenny Vickers



Creighton

HEAD COACH JIM FLANERY



PROFILE: Hired at Creighton July 19, 2002

Personal – Originally from Guthrie Center, Iowa; married (Emily); father of one son (Jackson) and one daughter (Brynn).

Education – B.A. in philosophy, Creighton (1987).

Playing File– Member of the Bluejay men’s basketball team (1985-87) and golf team (1983-1987).

Coaching File – Graduate Assistant, Creighton (1987-89); Assistant Coach, Loras College (Iowa) (1990-92); Assistant Coach, Creighton (1989-90, 1993-2002).

Highlights – Flanery is entering his 15th season as Creighton’s head coach and his 25th straight season on the Bluejay bench; Creighton has qualified for the national postseason for nine consecutive seasons, including 2016’s WNIT bid; the nine consecutive tournament appearances is a school-record streak; Flanery led the Bluejays to their first ever back-to-back NCAA Championship berths in 2012 and 2013; Flanery was an assistant when Creighton made the NCAAs in 2002 and 1994; in 2011, he joined a select group of coaches as he eclipsed 100 Missouri Valley Conference wins prior to CU joining the BIG EAST in 2013-14; Creighton finished in third place in its first season of BIG EAST play and reached the 20-win mark for the third consecutive season.

FLANERY’S YEAR-BY-YEAR HISTORY

Year	School	Overall	BIG EAST	BIG EAST Tourney	NCAA Postseason	WNIT Postseason
2002-03	Creighton	24-9				3-1
2003-04	Creighton	24-9				5-0
2004-05	Creighton	19-10				0-1
2005-06	Creighton	8-21				
2006-07	Creighton	13-19				
2007-08	Creighton	21-12				1-1
2008-09	Creighton	22-12				1-1
2009-10	Creighton	21-11				1-1
2010-11	Creighton	18-13				0-1
2011-12	Creighton	20-13			0-1	
2012-13	Creighton	25-8			1-1	
2013-14	Creighton	20-14	12-6 (T-3rd)	1-1		1-1
2014-15	Creighton	17-14	10-8 (T-5th)	0-1		0-1
2015-16	Creighton	17-18	8-10 (T-7th)	3-1		0-1
Career	14 Years	269-183 (.595)	30-24 (.556)	4-3 (.571)	1-2 (.333)	12-9 (.571)

FLANERY’S RECORD

Career Record (14 years)

269-183 (.595)

Creighton Record (14 years)

269-183 (.595)

BIG EAST Regular Season Record (3 years)

30-24 (.556)

BIG EAST Tournament Record (3 appearances)

4-3 (.571)

NCAA Record (2 appearances)

1-2 (.333)

WNIT Record (10 appearances)

12-9 (.571)

CREIGHTON IN THE BIG EAST

	Overall	BIG EAST	Reg. Seas. Finish
2013-14	20-14	12-6	T-3rd
2014-15	17-14	10-8	T-5th
2015-16	17-18	8-10	(T-7th)



RESULTS & STATISTICS

RECORD:	OVERALL	HOME	AWAY	NEUTRAL	ATTENDANCE SUMMARY	GAMES	TOTALS	AVG/GAME
All Games	17-18	8-5	4-11	5-2	Home	13	13493	1038
Conference	8-10	5-4	3-6	0-0	Away	15	22779	1519
Non-Conference	9-8	3-1	1-5	5-2	Neutral	7	9229	1318
					Total	35	45501	1300

Date	Time	Opponent	Score	Attend.	High Points	High Rebounds	Date	Time	Opponent	Score	Attend.	High Points	High Rebounds
11/13/15	12:05 pm	WICHITA STATE	W 79-54	1071	(14)FABER, Audrey	(5)ROLLERSON, Brianna	01/10/16	1:05 pm	* BUTLER	W 77-49	651	(15)MCCRORY, MC	(7)OWENS, Jade
11/15/15	11:05 am	MARIST	W 89-46	535	(19)LAMBERTY, Sydney	(6)ROLLERSON, Brianna	01/17/16	1:01 pm	* PROVIDENCE	W 72-48	762	(19)WORKS, Lauren	(8)GREENE, Ali
						(6)JANNING, Marissa	01/22/16	7:00 pm	* at DePaul	L 63-81	2042	(17)FABER, Audrey	(8)FABER, Audrey
11/24/15	7:04 pm	at Drake	L 72-81	2462	(19)FABER, Audrey	(9)MCCRORY, MC	01/24/16	2:00 pm	* at Marquette	L 72-79	1117	(18)MCCRORY, MC	(8)FABER, Audrey
11/26/15	7:34 pm	vs East Carolina	W 91-66	787	(25)FABER, Audrey	(6)NORBY, Bailey						(8)OWENS, Jade	
11/27/15	7:30 pm	vs Northwestern	L 52-75	687	(14)JANNING, Marissa	(7)JANNING, Marissa	01/29/16	7:01 pm	* VILLANOVA	W 53-48	1327	(12)NORBY, Bailey	(9)OWENS, Jade
11/28/15	5:00 pm	vs Eastern Washington	WOT 66-60	379	(21)FABER, Audrey	(5)JANNING, Marissa						(12)WORKS, Lauren	
						(5)OWENS, Jade	01/31/16	1:01 pm	* GEORGETOWN	L 44-57	1120	(14)LAMBERTY, Sydney	(7)ROLLERSON, Brianna
						(5)GREENE, Ali	02/05/16	11:30 am	* at Butler	W 52-42	697	(18)LAMBERTY, Sydney	(8)OWENS, Jade
12/02/15	7:05 pm	at Kansas	L 54-67	1753	(13)MCCRORY, MC	(6)WORKS, Lauren	02/07/16	2:00 pm	* at Xavier	L 55-57	828	(15)FABER, Audrey	(7)FABER, Audrey
						(6)FABER, Audrey						(7)MCCRORY, MC	
12/06/15	2:06 pm	at Nebraska	L 63-65	6056	(22)FABER, Audrey	(5)MCCRORY, MC	02/14/16	1:00 pm	* at Providence	L 59-61	411	(18)MCCRORY, MC	(7)OWENS, Jade
						(5)FABER, Audrey	02/19/16	7:01 pm	* MARQUETTE	W 83-81	964	(23)WORKS, Lauren	(10)FABER, Audrey
12/09/15	7:00 pm	at Utah	L 58-74	805	(24)MCCRORY, MC	(6)NORBY, Bailey	02/21/16	1:07 pm	* DEPAUL	L 52-78	1255	(11)MCCRORY, MC	(9)OWENS, Jade
12/12/15	7:05 pm	SOUTH DAKOTA STATE	L 51-53	1023	(14)OWENS, Jade	(6)MCCRORY, MC	02/26/16	7 pm	* at Seton Hall	L 71-77	886	(20)MCCRORY, MC	(6)FABER, Audrey
12/20/15	8:00 pm	at Omaha	W 69-46	1362	(21)FABER, Audrey	(8)LAMBERTY, Sydney						(6)OWENS, Jade	
12/22/15	6:00 pm	NORTHERN IOWA	W 69-61	1228	(22)FABER, Audrey	(9)OWENS, Jade	02/28/16	3:00 pm	* at St. John's	W 64-57	1242	(18)LAMBERTY, Sydney	(8)NORBY, Bailey
12/29/15	6:01 pm	* ST. JOHN'S	L 55-66	1563	(15)LAMBERTY, Sydney	(6)OWENS, Jade	03/05/16	2:00 pm	vs Providence	W 70-53	1741	(16)FABER, Audrey	(8)FABER, Audrey
12/31/15	1:00 pm	* SETON HALL	L 82-86	780	(29)FABER, Audrey	(13)LAMBERTY, Sydney	03/06/16	12:00 pm	vs Villanova	W 57-48	1884	(20)MCCRORY, MC	(13)LAMBERTY, Sydney
01/03/16	12:00 pm	* at Georgetown	L 57-69	649	(20)MCCRORY, MC	(5)FABER, Audrey	03/07/16	3:00 pm	vs Seton Hall	W 77-56	2131	(23)MCCRORY, MC	(8)MCCRORY, MC
						(5)OWENS, Jade	03/08/16	7:00 pm	vs St. John's	L 37-50	1620	(12)FABER, Audrey	(7)FABER, Audrey
						(5)MCCRORY, MC	03/16/16	7:05 pm	at South Dakota	L 68-74	1960	(25)FABER, Audrey	(7)OWENS, Jade

* indicates conference game

PLAYERS RETURNING

No.	Player	GP	GS	Min	Avg	TOTAL			3-PTS			REBOUNDS														
						FG	FGA	Pct	3FG	FGA	Pct	FT	FTA	Pct	Off	Def	Tot	Avg	PF	FO	A	TO	Blk	Stl	Pts	Avg
45	FABER, Audrey	35	32	1091	31.2	161	371	.434	68	164	.415	72	89	.809	35	135	170	4.9	83	4	67	83	37	18	462	13.2
	Conference-Only...	18	18	565	31.4	66	186	.355	25	78	.321	43	52	.827	20	69	89	4.9	41	2	33	50	19	9	200	11.1
03	MCCRORY, MC	35	35	1005	28.7	159	347	.458	41	106	.387	77	96	.802	40	107	147	4.2	85	5	66	59	4	25	436	12.5
	Conference-Only...	18	18	513	28.5	82	181	.453	18	56	.321	37	46	.804	16	56	72	4.0	55	4	37	41	3	14	219	12.2
23	JANNING, Marissa	6	6	185	30.8	23	72	.319	9	30	.300	9	12	.750	3	26	29	4.8	9	0	31	17	4	3	64	10.7
	Conference-Only...	0	0	0	0.0	0	0	.000	0	0	.000	0	0	.000	0	0	0	0.0	0	0	0	0	0	0	0	0.0
14	LAMBERTY, Sydney	34	34	1053	31.0	109	319	.342	38	122	.311	39	50	.780	30	123	153	4.5	37	0	97	56	8	24	295	8.7
	Conference-Only...	17	17	541	31.8	53	162	.327	20	62	.323	28	34	.824	17	66	83	4.9	22	0	57	33	2	9	154	9.1
12	WORKS, Lauren	35	4	874	25.0	96	218	.440	56	148	.378	41	49	.837	37	67	104	3.0	66	1	68	33	0	31	289	8.3
	Conference-Only...	18	1	462	25.7	55	114	.482	37	86	.430	18	21	.857	15	40	55	3.1	36	1	34	21	0	13	165	9.2
01	OWENS, Jade	35	29	1013	28.9	105	231	.455	13	36	.361	24	33	.727	34	136	170	4.9	82	1	121	73	3	34	247	7.1
	Conference-Only...	18	18	550	30.6	57	123	.463	6	16	.375	13	20	.650	23	83	106	5.9	43	0	71	44	1	15	133	7.4
11	NORBY, Bailey	35	34	520	14.9	57	119	.479	5	13	.385	20	26	.769	26	72	98	2.8	57	2	23	26	13	14	139	4.0
	Conference-Only...	18	17	268	14.9	33	66	.500	5	11	.455	10	12	.833	19	30	49	2.7	29	1	9	14	8	6	81	4.5
50	ROLLERSON, Brianna	19	0	155	8.2	19	42	.452	0	0	.000	14	24	.583	26	35	61	3.2	25	0	8	7	8	1	52	2.7
	Conference-Only...	12	0	93	7.8	9	25	.360	0	0	.000	8	17	.471	16	20	36	3.0	11	0	5	2	6	0	26	2.2
02	MELLMAN, Myah	30	0	243	8.1	22	54	.407	19	48	.396	12	15	.800	5	20	25	0.8	20	0	12	9	1	3	75	2.5
	Conference-Only...	17	0	152	8.9	12	33	.364	10	28	.357	10	13	.769	4	15	19	1.1	13	0	9	6	1	3	44	2.6
40	GREENE, Ali	31	0	214	6.9	23	52	.442	0	0	.000	11	13	.846	25	34	59	1.9	30	0	8	14	8	5	57	1.8
	Conference-Only...	15	0	92	6.1	11	25	.440	0	0	.000	5	6	.833	9	16	25	1.7	12	0	2	5	2	1	27	1.8
21	ELGER, Olivia	20	0	113	5.7	9	40	.225	3	19	.158	7	9	.778	3	17	20	1.0	13	0	12	7	0	4	28	1.4
	Conference-Only...	13	0	81	6.2	8	29	.276	3	15	.200	5	6	.833	3	13	16	1.2	8	0	8	5	0	3	24	1.8
04	RISCHARD, Aimee	10	0	49	4.9	4	12	.333	2	6	.333	2	4	.500	6	3	9	0.9	5	0	2	5	0	1	12	1.2
	Conference-Only...	5	0	32	6.4	1	5	.200	0	3	.000	1	2	.500	2	1	3	0.6	4	0	2	3	0	1	3	0.6
33	BROWN, Kylie	33	0	242	7.3	19	44	.432	0	1	.000	0	2	.000	10	37	47	1.4	23	0	16	8	11	6	38	1.2
	Conference-Only...	18	0	108	6.0	10	21	.476	0	1	.000	0	2	.000	4	17	21	1.2	10	0	7	3	1	4	20	1.1

PLAYERS NOT RETURNING

No.	Player	GP	GS	Min	Avg	TOTAL			3-PTS			REBOUNDS														
						FG	FGA	Pct	3FG	FGA	Pct	FT	FTA	Pct	Off	Def	Tot	Avg	PF	FO	A	TO	Blk	Stl	Pts	Avg
20	LEVTEM, Tessa	34	1	267	7.9	26	71	.366	17	46	.370	9	9	1.000	5	31	36	1.1	19	0	6	15	0	5	78	2.3
	Conference-Only...	18	1	141	7.8	19	44	.432	11	26	.423	5	5	1.000	3	18	21	1.2	9	0	5	9	0			
TM	TEAM.....																									
	Conference-Only...														57	53	110	3.1	0				17			0
	Total.....	35				832	1992	.418	271	739	.367	337	431	.782	342	896	1238	35.4	554	13	537	429	97	174	2272	64.9
	Conference-Only...	18				416	1014	.410	135	382	.353	183	236	.775	175	472	647	35.9	293	8	279	242	43	79	1150	63.9
	Opponents.....	31				775	1772	.437	169	428	.395	349	506	.690	317	802	1119	36.1	460	-	463	409	121	196	2068	66.7
	Conference-Only...	18				455	1052	.433	99	256	.387	172	270	.637	181	44										



DePaul

QUICK FACTS

Location:..... Chicago, Ill. 60614
 Nickname:..... Blue Demons
 Colors:..... Royal Blue & Scarlet
 Enrollment:..... 23,799
 Director of Athletics:..... Jean Lenti Ponsetto
 Home Court:..... McGrath-Phillips Arena (3,000)
 Press Row Phone:..... (773) 325-4901
 2015-16 Overall Record:..... 27-9
 2015-16 BIG EAST Record/Finish:..... 16-2/1st
 Letterwinners Returning/Lost:..... 9/4
 Starters Returning/Lost:..... 3/2

COACHING STAFF

Head Coach:..... Doug Bruno
 Alma Mater:..... DePaul '73
 Associate Head Coach:.. Jill M. Pizzotti (SE Missouri State, 1989)
 Assistant Coach:..... Candis Blankson (DePaul, 2001)
 Assistant Coach:..... Bart Brooks (Wyoming, 2004)
 Director of Professional, Corporate & Community Relations:
 Lisa Ryckbosch (Loyola, 1984)
 Video Coordinator:..... Bradley Bruno (DePaul, 2014)

SPORTS INFORMATION

Basketball Office Phone:..... (773) 325-7507
 SID Contact:..... Alicia Pope
 Office Phone:..... (773) 325-4740
 Cell Phone:..... (815) 325-2659
 E-mail Address:..... apope8@depaul.edu
 Web Address:..... www.depaulbluedemons.com

DID YOU KNOW?

DePaul earned its 14th-consecutive NCAA Tournament berth in 2016 – one of just six programs to appear in each of the last 14 NCAA Tournaments along with UConn, Notre Dame, Oklahoma, Stanford and Tennessee.



JEAN LENTI PONSETTO
Athletics Director



DOUG BRUNO
Head Coach



ALICIA POPE
Assistant Director
Athletics Communication

News & Notes

The BIG Picture

The Blue Demons are coming off their second trip to the Sweet 16 in the last three seasons and are the perennial BIG EAST favorites following three consecutive years of at least a share of the regular-season crown. In three seasons since conference realignment, DePaul boasts a BIG EAST-best 83-24 (.776) record and has earned NCAA Tournament berths in 14 consecutive seasons. The Blue Demons take a hit with the graduations of BIG EAST Player of the Year Chanise Jenkins and 2015 BIG EAST Tournament Most Outstanding Player Megan Podkowa, but in true DePaul fashion there are plenty of experienced players prepared to fill their shoes and talented newcomers waiting in the wings.

Who's Returning

Senior guard Jessica January highlights a group of three returning starters, along with fellow seniors forward Jacqui Grant and guard Brooke Schulte. January played some of her best basketball during the Blue Demons' run to the Sweet 16, averaging 21 points and nearly five assists per game in the NAAs. Overall, January led the BIG EAST in assists while ranking among the leaders in points and steals. Schulte started all 36 games and is the Blue Demons' No. 2 returning scorer (8.6 PPG), while Grant, an Illinois transfer, provided a unique inside-outside option for DePaul. Other notable returners include juniors Mart'e Grays and Ashton Millender.

Who's Gone

Two significant losses for the Blue Demons are BIG EAST Player of the Year Chanise Jenkins fellow All-BIG EAST honoree Megan Podkowa. Jenkins was DePaul's leading scorer last year (14.5 PPG) while Podkowa was the top rebounder (7.8 RPG), with the pair combining for over 1,000 points, 400 rebounds and nearly 300 assists in 2015-16.

Storylines

Head coach Doug Bruno is coming off a Gold Medal-winning summer following another stint as assistant coach with Team USA. Bruno expects the winning ways to continue in Chicago as well, as DePaul is consistently among not only the BIG EAST's but the nation's top teams. Jessica January is primed to make it a three-peat for DePaul guards in claiming BIG EAST Player of the Year plaudits. In order for the Blue Demons to bring home a fourth consecutive BIG EAST regular-season crown, January will need her teammates to step up following a pair of key graduations, with plenty of potential in Brooke Schulte and Jacqui Grant. Newcomers could also have an impact in Lincoln Park this winter, especially highly ranked guard Kelly Campbell, the New Jersey Player of the Year (MSG Varsity), who will fit into the "DePaul Ball" style seamlessly. The Blue Demons will be tested early and often in non-conference, per usual, with matchups against reigning champion Connecticut, Notre Dame and Northwestern, along with potential meetings with Baylor, Ohio State and Syracuse in tournament play.

BROOKE SCHULTE

SCHEDULE

November

Date	Day	Opponent	Network TV
11	Fri.	Gardner Webb/Appalachian State	
12	Sat.	UAB	
19	Sat.	Northwestern	
25	Fri.	vs. Western Kentucky (Fort Myers, Fla.)	
26	Sat.	vs. Baylor/Kent State (Fort Myers, Fla.)	
27	Sun.	vs. TBD (Fort Myers, Fla.)	

December

1	Thurs.	at Connecticut	
5	Mon.	Prairie View A&M	
10	Sat.	Notre Dame	
15	Thurs.	at Temple	ESPNU
18	Sun.	at Loyola Chicago	
20	Tues.	Tennessee-Martin	
28	Wed.	at GEORGETOWN	BEDN
30	Fri.	at VILLANOVA	BEDN

January

2	Mon.	PROVIDENCE	CBSN
4	Wed.	CREIGHTON	BEDN
8	Sun.	at SETON HALL	BEDN
10	Tues.	at ST. JOHN'S	BEDN
13	Fri.	BUTLER	BEDN
15	Sun.	XAVIER	BEDN
21	Sat.	MARQUETTE	BEDN
27	Fri.	at CREIGHTON	FS1
29	Sun.	at PROVIDENCE	BEDN

February

3	Fri.	ST. JOHN'S	BEDN
5	Sun.	SETON HALL	BEDN
10	Fri.	at XAVIER	BEDN
12	Sun.	at BUTLER	BEDN
19	Sun.	at MARQUETTE	FS2
24	Fri.	VILLANOVA	BEDN
26	Sun.	GEORGETOWN	FS1

All dates are subject to change
BIG EAST games in all CAPS



ROSTER

NO.	NAME	POS.	CL.	HT.	HOMETOWN/ PREVIOUS SCHOOL
1	Ashton Millender	G	Jr.	5-8	Glenwood, Ill./Marian Catholic
4	Meri Bennett-Swanson	F	Jr.	6-3	Vernon Hills, Ill./Vernon Hills
5	Lauren Prochaska	G	Jr.	5-8	Chicago, Ill./Trinity
10	Amarah Coleman	G	Jr.	5-11	Bolingbrook, Ill./ Homewood-Flossmoor (Illinois)
14	Jessica January	G	Sr.	5-7	Richfield, Minn./Richfield
20	Kelly Campbell	F	Fr.	5-10	Wall, N.J./Saint John Vianney
21	Chante Stonewall	F	Fr.	6-1	Normal, Ill./University
22	Brooke Schulte	G	Sr.	5-9	Germantown, Ill./Mater Dei
24	Tanita Allen	G	So.	5-10	Chicago, Ill./Whitney Young
31	Deja Cage	G	Fr.	5-8	Chicago, Ill./Morgan Park
33	Claire McMahon	F	Fr.	6-1	Frankfort, Ill./Lincoln Way East
34	Jacqui Grant	F	Sr.	6-3	Park Ridge, Ill./Maine South (Illinois)
35	Mart'e Grays	F	Jr.	6-2	Detroit, Mich./Detroit Martin Luther King Jr.
45	Meghan Waldron	G	So.	5-11	Wheaton, Ill./Wheaton Warrenville South

Head Coach: Doug Bruno

Associate Head Coach: Jill M. Pizzotti

Assistant Coach: Candis Blankson

Assistant Coach: Bart Brooks

Dir. of Professional, Corporate & Community Relations: Lisa Ryckbosch

Video Coordinator: Bradley Bruno



DePaul

HEAD COACH DOUG BRUNO



PROFILE: Originally hired July 6, 1976 and returned to DPU July 6, 1988

Personal – Originally hired July 6, 1976 and returned to DPU July 6, 1988; born and raised in Chicago; attended Archbishop Quigley High School on Chicago's Southside; married (Patty); father of six sons (Bryan, Kevin, David, Brendan, Patrick and Bradley); grandfather of eight (Jackson, Morgan, Owen, Eden, Brendan, Nora, Declan and Colin).

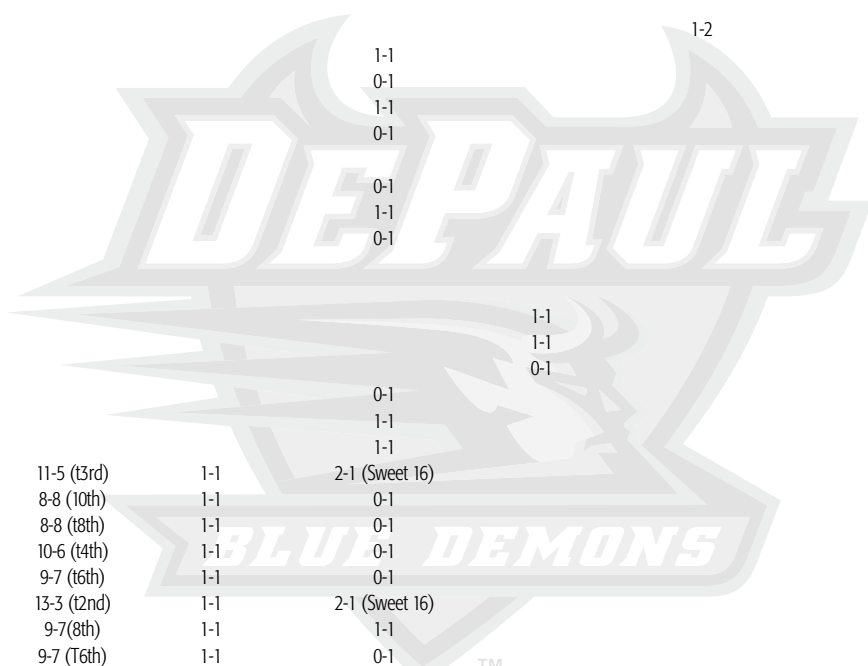
Education – B.A. in English, DePaul University (1973); M.A. in English, DePaul University (1988).

Coaching File – Assistant boys' varsity coach, Francis Parker High School (1973-74); boys' varsity head coach, St. Vincent DePaul High School (1974-75); women's head coach, DePaul University (1976-78); head coach/Director of Player Personnel, Chicago Hustle (WBL) (1978-80); associate men's coach, Loyola University Chicago (1980-88). Assistant coach, USA National Team (2009-present).

Highlights – Has advanced to the NCAA Championship for 14 consecutive years; coached DePaul to back-to-back-back BIG EAST regular-season in 2014, 2015 and 2016 and back-to-back tournament titles in 2014 and 2015; the Blue Demons advanced to their fourth Sweet 16 in 2016 after also advancing in 2014, 2011 and 2007; 17 consecutive postseason appearances and 25 overall; 20 20-win seasons; 2014 and 2016 BIG EAST Coach of the Year; named an assistant coach for Team USA for FIBA World Championships in 2014 after doing so in 2010 as well; team won a Gold Medal in 2010; assistant coach for the U.S. Olympic Team which earned the Gold in 2012 and most recently in Rio in 2016; 2006 USA Basketball Developmental Coach of the Year; led the U.S. U19 team to a Gold Medal at the 2007 FIBA U19 World Championship for Women in Bratislava, Slovakia; led U.S. U18 team to Gold at the 2006 FIBA Americas U18 Championship for Women in Colorado Springs, Colo.; played at DePaul for Hall of Fame coach Ray Meyer from 1970-73.

BRUNO'S YEAR-BY-YEAR HISTORY

Year	School	Overall	BIG EAST	BIG EAST Tournament	NCAA Postseason	WNIT Postseason	NWIT Postseason
1976-77	DePaul	11-10					
1977-78	DePaul	16-6					
1988-89	DePaul	23-10					
1989-90	DePaul	22-10					1-2
1990-91	DePaul	19-12					0-1
1991-92	DePaul	21-10					1-1
1992-93	DePaul	20-9					0-1
1993-94	DePaul	10-20					
1994-95	DePaul	20-9					0-1
1995-96	DePaul	21-10					1-1
1996-97	DePaul	20-9					0-1
1997-98	DePaul	11-18					
1998-99	DePaul	12-15					
1999-00	DePaul	18-12					1-1
2000-01	DePaul	18-14					1-1
2001-02	DePaul	15-14					0-1
2002-03	DePaul	22-10					
2003-04	DePaul	23-7					
2004-05	DePaul	26-5					
2005-06	DePaul	27-7	11-5 (t3rd)	1-1	2-1 (Sweet 16)		
2006-07	DePaul	19-13	8-8 (10th)	1-1	0-1		
2007-08	DePaul	20-12	8-8 (t8th)	1-1	0-1		
2008-09	DePaul	23-10	10-6 (t4th)	1-1	0-1		
2009-10	DePaul	21-12	9-7 (t6th)	1-1	0-1		
2010-11	DePaul	29-7	13-3 (t2nd)	1-1	2-1 (Sweet 16)		
2011-12	DePaul	23-11	9-7 (8th)	1-1	1-1		
2012-13	DePaul	21-12	9-7 (T6th)	1-1	0-1		
2013-14	DePaul	29-7	15-3 (1st)	3-0	2-1 (Sweet 16)		
2014-15	DePaul	27-8	15-3 (T-1st)	3-0	1-1		
2015-16	DePaul	27-9	16-2 (1st)	1-1	2-1 (Sweet 16)		
Career	30 Years	614-318 (.659)	123-59 (.676)	15-9 (.625)	15-21 (.417)	2-3 (.400)	1-2 (.333)



BRUNO'S RECORD

Bruno's Record

Career Record (32 years)

654-348 (.653)

DePaul Record (30 years)

614-318 (.659)

BIG EAST Regular Season Record (11 years)

123-59 (.676)

BIG EAST Tournament Record (11 appearances)

15-9 (.625)

NCAA Record (21 appearances)

15-21 (.417)

WNIT Record (3 appearances)

2-3 (.400)

DEPAUL IN THE BIG EAST

	Overall	BIG EAST	Reg. Seas. Finish
2005-06	27-7	11-5	tied-3rd
2006-07	19-13	8-8	10th
2007-08	20-12	8-8	tied-8th
2008-09	23-10	10-6	tied-4th
2009-10	21-12	9-7	tied-6th
2010-11	29-7	13-3	tied-2nd
2011-12	23-11	9-7	8th
2012-13	21-12	9-7	tied-6th
2013-14	29-7	15-3	1st
2014-15	27-8	15-3	tied-1st
2015-16	27-9	16-2	1st



RESULTS & STATISTICS

RECORD:	OVERALL	HOME	AWAY	NEUTRAL	ATTENDANCE SUMMARY	GAMES	TOTALS	AVG/GAME
All Games	27-9	14-5	12-3	1-1	Home	19	45019	2369
Conference	16-2	7-2	9-0	0-0	Away	15	37244	2483
Non-Conference	11-7	7-3	3-3	1-1	Neutral	2	7109	3554
					Total	36	89372	2483

Date	Time	Opponent	Score	Attend.	High Points	High Rebounds
11/13/15	7:00 pm	SOUTHERN ILLINOIS	W 105-61	2753	(17)PODKOWA,Megan	(11)PODKOWA,Megan
11/15/15	4:00 pm	ST. BONAVENTURE	W 77-54	2308	(19)JANUARY,Jessica	(13)PODKOWA,Megan
11/19/15	7:00 pm	INDIANA	W 84-69	1924	(16)PODKOWA,Megan	(6)HARVEY-CARR,Brandi (6)ALLEN,Tanita
11/22/15	2:00 pm	at Baylor	L 72-86	5637	(19)PODKOWA,Megan	(7)PODKOWA,Megan
11/24/15	7:00 pm	CHICAGO STATE	W 88-42	1989	(19)PODKOWA,Megan	(8)HARVEY-CARR,Brandi
11/27/15	7:00 pm	COLGATE	W 96-46	2015	(15)COLEMAN,Amarah	(7)PODKOWA,Megan
12/2/15	6:30 pm	CONNECTICUT	L 70-86	4001	(18)JANUARY,Jessica	(4)JENKINS,Chanise
12/5/15	7:00 pm	ILLINOIS STATE	W 89-41	2422	(17)JENKINS,Chanise	(5)GRANT,Jacqui (5)JANUARY,Jessica
12/09/15	7:00 pm	at Notre Dame	L 90-95	8207	(21)JENKINS,Chanise	(6)GRANT,Jacqui (6)PODKOWA,Megan
12/12/15	2:00 pm	at Texas A&M	W 80-66	3721	(20)PODKOWA,Megan	(18)PODKOWA,Megan
12/15/15	7:00 pm	at South Dakota State	L 79-88	1621	(22)JENKINS,Chanise	(11)PODKOWA,Megan
12/19/15	5:00 pm	at Northwestern	W 77-64	1744	(27)PODKOWA,Megan	(14)PODKOWA,Megan
12/21/15	12:00 pm	LOYOLA CHICAGO	L 75-88	2153	(20)JENKINS,Chanise	(8)PODKOWA,Megan
12/29/15	7:00 pm	* MARQUETTE	W 91-86	2206	(25)JENKINS,Chanise	(12)PODKOWA,Megan
01/03/16	5:00 pm	* at St. John's	W 71-61	660	(29)PODKOWA,Megan	(9)PODKOWA,Megan
01/05/16	7:00 pm	* at Seton Hall	W 86-74	851	(21)JENKINS,Chanise	(10)JANUARY,Jessica
01/08/16	7:00 pm	* GEORGETOWN	W 75-53	2201	(19)PODKOWA,Megan	(11)JANUARY,Jessica
01/10/16	3:00 pm	* VILLANOVA	L 60-64	2044	(19)JENKINS,Chanise	(9)SCHULTE,Brooke (9)JANUARY,Jessica
01/15/16	7:00 pm	* at Butler	W 61-54	1320	(14)SCHULTE,Brooke (14)JENKINS,Chanise	(8)JENKINS,Chanise

Date	Time	Opponent	Score	Attend.	High Points	High Rebounds
01/17/16	2:00 pm	* at Xavier	W 70-53	1384	(17)PODKOWA,Megan	(9)PODKOWA,Megan
01/22/16	7:00 pm	* CREIGHTON	W 81-63	2042	(16)JANUARY,Jessica (16)PODKOWA,Megan	(7)JANUARY,Jessica
01/24/16	2:00 pm	* PROVIDENCE	W 96-50	2022	(16)PODKOWA,Megan	(9)GRANT,Jacqui
01/29/16	12:00 pm	* SETON HALL	L 74-83	3001	(21)JENKINS,Chanise	(7)GRAYS,Mart'e
01/31/16	12:00 pm	* ST. JOHN'S	W 77-71	2812	(21)JANUARY,Jessica	(13)PODKOWA,Megan
02/05/16	11:30 am	* at Villanova	W 75-47	641	(19)JENKINS,Chanise	(9)GRANT,Jacqui
02/07/16	12:00 pm	* at Georgetown	W 80-66	438	(30)JENKINS,Chanise	(8)JANUARY,Jessica (8)PODKOWA,Megan
02/12/16	7:00 pm	* XAVIER	W 82-52	2352	(15)MILLENDER, Ashton	(9)PODKOWA,Megan
02/14/16	2:00 pm	* BUTLER	W 102-63	2409	(17)JENKINS,Chanise (17)JANUARY,Jessica	(8)PODKOWA,Megan
02/19/16	7:00 pm	* at Providence	W 91-68	211	(21)PODKOWA,Megan (21)JENKINS,Chanise	(9)PODKOWA,Megan
02/21/16	1:07 pm	* at Creighton	W 78-52	1255	(16)JANUARY,Jessica	(7)PODKOWA,Megan
02/27/16	5:00 pm	* at Marquette	W 98-65	2039	(23)JANUARY,Jessica	(8)PODKOWA,Megan (8)SCHULTE,Brooke
03/06/16	6:00 pm	BUTLER	W 76-49	2234	(14)PODKOWA,Megan	(9)GRANT,Jacqui
03/07/16	5:30 pm	ST. JOHN'S	L 66-75	2131	(15)MILLENDER, Ashton	(9)PODKOWA,Megan
03/18/16	12:15pm	vs James Madison	W 97-67		(18)JANUARY, Jessica	(10)GRAYS,Mart'e
03/20/16	2:30pm	at Louisville	W 73-72	7515	(25)JANUARY,Jessica	(8)JANUARY,Jessica
03/26/16	5:36 pm	vs Oregon State	L 71-83	7109	(20)JANUARY,Jessica	(7)SCHULTE,Brooke

* indicates conference game

PLAYERS RETURNING			TOTAL										3-PTS			REBOUNDS											
No.	Player	GP	GS	Min	Avg	FG	FGA	Pct	3FG	FGA	Pct	FT	FTA	Pct	Off	Def	Tot	Avg	PF	FO	A	TO	Blk	Stl	Pts	Avg	
14	JANUARY,Jessica Conference-Only...	36	36	1071	29.8	199	440	.452	34	99	.343	75	116	.647	38	142	180	5.0	78	0	211	80	1	69	507	14.1	
22	SCHULTE,Brooke Conference-Only...	36	36	934	25.9	129	276	.467	30	91	.330	22	34	.647	60	69	129	3.6	77	0	55	30	6	38	310	8.6	
34	GRANT,Jacqui Conference-Only...	31	29	630	20.3	112	261	.429	20	63	.317	22	33	.667	27	34	61	3.4	37	0	26	16	4	13	159	8.8	
01	MILLENDER, Ashton Conference-Only...	36	0	810	22.5	96	222	.432	52	145	.359	30	37	.811	40	50	90	2.5	49	0	38	24	2	22	274	7.6	
35	GRAYS,Mart'e Conference-Only...	36	7	549	15.3	86	196	.439	29	93	.312	12	22	.545	40	92	132	3.7	57	1	39	54	3	21	213	5.9	
24	ALLEN,Tanita Conference-Only...	30	0	300	10.0	42	87	.483	16	43	.372	11	18	.611	23	27	50	1.7	29	0	14	11	4	12	111	3.7	
10	COLEMAN,Amarah Conference-Only...	24	0	176	7.3	28	63	.444	10	26	.385	8	12	.667	10	18	28	1.2	25	0	12	21	0	9	74	3.1	
05	PROCHASKA,Lauren Conference-Only...	34	0	329	9.7	17	62	.274	7	29	.241	17	30	.567	12	34	46	1.4	24	0	48	23	4	26	58	1.7	
04	BENNETT-SWANSON,Meri Conference-Only...	19	0	91	4.8	8	23	.348	0	2	.000	2	2	1.000	6	9	15	0.8	7	0	1	7	1	5	18	0.9	
PLAYERS NOT RETURNING			TOTAL										3-PTS			REBOUNDS											
No.	Player	GP	GS	Min	Avg	FG	FGA	Pct	3FG	FGA	Pct	FT	FTA	Pct	Off	Def	Tot	Avg	PF	FO	A	TO	Blk	Stl	Pts	Avg	
13	JENKINS,Chanise Conference-Only...	36	36	1066	29.6	189	421	.449	71	211	.336	73	90	.811	32	89	121	3.4	48	2	180	80	1	57	522	14.5	
30	PODKOWA,Megan Conference-Only...	36	36	1026	28.5	192	348	.552	52	108	.481	55	72	.764	98	184	282	7.8	65	0	111	53	44	45	491	13.6	
44	HARVEY-CARR,Brandi Conference-Only...	28	0	207	7.4	27	51	.529	0	0	.000	15	24	.625	15	35	50	1.8	23	0	8	23	4	8	69	2.5	
15	LIEBENBERG,Elin Conference-Only...	4	0	11	2.8	0	0	.000	0	0	.000	0	0	.000	0	2	2	0.5	1	0	0	0	0	0	0	0.0	
TM	Team.....														80	56	136	3.8	0			12			0		
	Conference-Only...														34	29	63	3.5	0			4			0		
	Total.....	36					1125	2450	.459	321	910	.353	342	490	.698	504	913	1417	39.4	559	7	746	466	89	333	2913	80.9
	Conference-Only...	18					566	1205	.470	152	435	.349	164	237	.692	237	475	712	39.6	269	1	369	216	49	147	1448	80.4
	Opponents.....	36					918	2106	.436	176	603	.292	345	527	.655	357	900	1257	34.9	560	-	479	630	118	240	2357	65.5
	Conference-Only...	18					431	1040	.414	80	294	.272	183	270	.678	168	438	606	33.7	277	3	205	286	49	108	1125	62.5



Georgetown

QUICK FACTS

Location:..... Washington, D.C. 20057
 Nickname:..... Hoyas
 Colors:..... Blue and Gray
 Enrollment:..... 18,459
 Director of Athletics:..... Lee Reed
 Home Court:..... McDonough Arena (2,400)
 Press Row Phone:..... (202) 687-1581
 2015-16 Overall Record:..... 16-14
 2015-16 BIG EAST Record/Finish:..... 9-9/T-5th
 Letterwinners Returning/Lost:..... 8/5
 Starters Returning/Lost:..... 4/1

COACHING STAFF

Head Coach:..... Natasha Adair
 Alma Mater:..... South Florida '94
 Associate Head Coach: James Howard (Greensboro College '91)
 Assistant Coach:..... Melba Chambers (Georgetown '99)
 Assistant Coach:..... Sarah Jenkins (Georgetown '05)
 Director of Operations:..... David White (North Carolina '11)
 Assistant Director of Operations:..... Mykala Walker (Wake Forest '13)

SPORTS INFORMATION

Basketball Office Phone:..... (202) 687-6613
 SID Contact:..... Barbara Barnes
 Office Phone:..... (202) 687-7155
 Cell Phone:..... (202) 716-7760
 E-mail Address:..... bj57@georgetown.edu
 Web Address:..... www.guhoyas.com

DID YOU KNOW?

The Georgetown women's basketball team moved into their new home in the Thompson Center this summer which was constructed adjacent to McDonough Arena. Among the many features, the four-story, 144,000 square-foot Thompson Center includes two large practice courts, sports medicine and weight training areas, a Student-Athlete Academic and Leadership Center, numerous team meeting rooms and auditorium.



notable returners include DiDi Burton and Yazmine Belk.



LEE REED
Director of Athletics



NATASHA ADAIR
Head Coach



BARBARA BARNES
Director of Sports Information

News & Notes

The BIG Picture

The Hoyas are coming off their most successful season since 2011-12, boasting the nation's third-best turnaround (+12 wins) in just their second year under head coach Natasha Adair. Georgetown finished 16-14 overall and earned its first national postseason invitation since 2012, claiming an at-large berth into the WNIT. GU's top three scorers from that team return for 2016-17, while the Hoyas have made a name for themselves for consistently having some of the top freshmen year-in and year-out.

Who's Returning

Georgetown flirted with the three-peat for BIG EAST Freshman of the Year but Dionna White, a highly talented guard, was edged out in the balloting despite her 14.5 points, 6.1 rebounds and 4.1 assists averages. White listed a close second behind team scoring leader and All-BIG EAST pick Dorothy Adomako who returns for her junior season, while the squad's No. 3 scorer, Faith Woodard is also back on the Hilltop. Other

Who's Gone

The Hoyas lose just one starter in Dominique Vitalis who averaged 6.0 points and 5.5 rebounds. Regular contributors Katie McCormick (5.8 PPG) and Logan Battle (7.7 PPG, 4.8 RPG) also graduated in May.

Storylines

Head coach Natasha Adair was charged with changing the culture for Georgetown Women's Basketball, and in just two years under her tutelage, evidence of the shift is obvious. The Hoyas are coming off their most successful season in four years, going from a 4-27 squad to a 16-14 team which earned an at-large berth into the WNIT. With their top three scorers and four starters back for 2016-17, along with the addition of Wake Forest transfer Mykia Jones and junior college transfer Cynthia Petke (Chipola College), Georgetown is primed to continue its ascension both within the BIG EAST and on a national level.

TM

DIONNA WHITE

SCHEDULE

November

Date	Day	Opponent	Network TV
11	Fri.	George Washington	
13	Sun.	at Virginia Tech	
18	Fri.	at Minnesota	
22	Tues.	at Florida International	
25	Fri.	vs. Wright State (San Juan, P.R.)	
26	Sat.	vs. Penn State (San Juan, P.R.)	
30	Wed.	at Towson	

December

4	Sun.	at Delaware	
8	Thurs.	George Mason	
11	Sun.	Alabama	
28	Wed.	DePAUL	BEDN
30	Fri.	MARQUETTE	BEDN

January

4	Wed.	at VILLANOVA	BEDN
8	Sun.	at CREIGHTON	BEDN
10	Tues.	at PROVIDENCE	BEDN
13	Fri.	ST. JOHN'S	FS1
15	Sun.	SETON HALL	BEDN
20	Fri.	at XAVIER	FS1
22	Sun.	at BUTLER	BEDN
28	Sat.	VILLANOVA	BEDN

February

3	Fri.	PROVIDENCE	BEDN
5	Sun.	CREIGHTON	BEDN
10	Fri.	at SETON HALL	BEDN
12	Sun.	at ST. JOHN'S	BEDN
17	Fri.	BUTLER	BEDN
19	Sun.	XAVIER	BEDN
24	Fri.	at MARQUETTE	BEDN
26	Sun.	at DePAUL	FS1

All dates are subject to change
BIG EAST games in all CAPS



ROSTER

NO.	NAME	POS.	CL.	HT.	HOMETOWN/ PREVIOUS SCHOOL
1	Autumn Baumgartner	G	Fr.	5-7	Eugene, Ore./Sheldon
2	DiDi Burton	G	Jr.	5-5	Baltimore, Md./Baltimore City College Prep
3	Tyshell King	G	Sr.	5-11	Baltimore, Md./St. Frances Academy
4	Mykia Jones	G	Sr.	5-8	Raleigh, N.C./Millbrook (Wake Forest)
5	Cynthia Petke	F	Fr.	6-1	Yaounde, Cameroon (Chipola College)
11	Dionna White	G	So.	5-5	Baltimore, Md./Milford Mill
13	Jade Martin	G	Sr.	5-11	Bloomington, Minn./John F. Kennedy
15	Mikayla Venson	G	Jr.	5-7	Arlington, Va./Yorktown (Virginia)
24	Faith Woodard	F	Sr.	6-2	Brandon, Fla./Freedom
32	Yazmine Belk	C	Jr.	6-3	Queens, N.Y./Nazareth Regional
33	Morgan Smith	G	Fr.	5-11	Upper Marlboro, Md./Riverdale Baptist
34	Dorothy Adomako	G	Jr.	6-1	Midlothian, Va./Cosby
42	Olivia Ramil	C	Fr.	6-1	Binghamton, N.Y./Binghamton
44	Jodi-Marie Ramil	C	So.	6-2	Binghamton, N.Y./Binghamton

Head Coach: Natasha Adair
Associate Head Coach: James Howard
Assistant Coach: Melba Chambers
Assistant Coach: Sarah Jenkins - Assistant Coach
Director of Operations: David White
Assistant Director of Basketball Operations: Mykala Walker



Georgetown

HEAD COACH NATASHA ADAIR



PROFILE: Hired at Georgetown on April 14, 2014

Personal – A native of Silver Spring, Md., Adair (nee Barnes) and her husband Aaron have two children, son, Aaron Michael, and daughter, Alyssa Michelle.

Education – Adair attended Pensacola Junior College for two years before transferring to the University of South Florida, where she received her undergraduate degree in communications in 1994.

Playing Career – A former high school All-American and top national recruit, Adair played two seasons at Pensacola Junior College before transferring to USF under head coach Trudi Lacey, former general manager and head coach of the WNBA's Washington Mystics; she led the squad in rebounding during the 1993-94 season with 238 (8.8 rpg); Adair was inducted into the Albert Einstein High School Hall of Fame in November 2011.

Coaching File – Adair was the College of Charleston head coach for two seasons (2012-14) prior to arriving on the Hilltop; before her time at CoFC, Adair spent 14 seasons in the assistant coaching ranks, including six with the Hoyas (1998-2004); spent eight years as an assistant to Mike Petersen at Wake Forest University; was promoted to associate head coach in 2007.

Highlights – In College of Charleston's first season in the Colonial Athletic Association, Adair led the team to a record of 19-15, marking the third-highest win total in the school's Division I era; the squad finished third in conference play, defeated five postseason teams from a year ago and advanced to the semifinals of both the CAA Championship and the Women's Basketball Invitational (WBI); as an assistant, helped guide Wake Forest to four postseason tournament appearances, including the program's second 20-win campaign (20-14); was part of the winningest women's basketball staff in Wake Forest history, coaching a senior class that posted 72 wins from 2009-12. Coached Georgetown's second consecutive BIG EAST Freshman of the Year Dorothy Adomako in 2014-15. In Adair's second season, the Hoyas earned a berth into the national postseason for the first time since 2012, accepting an at-large bid into the WNIT.

ADAIR'S RECORD

Career Record (4 years)

55-72 (.433)

Georgetown Record (2 years)

20-41 (.328)

BIG EAST Regular Season Record (2 years)

11-25 (.306)

BIG EAST Tournament (2 appearances)

0-2 (.000)

NCAA Record n/a

WNIT Record (1 appearance)

0-1 (.000)

GEORGETOWN IN THE BIG EAST

	Overall	BIG EAST	Reg. Seas. Finish
1982-83	10-15	3-5	tied-6th
1983-84	10-15	2-6	tied-7th
1984-85	7-21	3-13	8th
1985-86	8-20	3-13	8th
1986-87	7-21	4-12	7th
1987-88	7-21	3-13	9th
1988-89	13-16	4-12	8th
1989-90	13-14	5-11	tied-7th
1990-91	12-15	5-11	7th
1991-92	20-8	13-5	tied-2nd
1992-93	23-7	15-3	tied-1st
1993-94	12-15	6-12	8th
1994-95	11-17	6-12	7th
1995-96	12-15	7-11	6th BE 7
1996-97	17-11	9-9	1st BE 7
1997-98	9-19	5-13	6th BE 7
1998-99	18-12	10-8	5th
1999-00	17-13	9-7	5th
2000-01	17-15	6-10	tied-8th
2001-02	12-16	4-12	12th
2002-03	15-14	6-10	9th
2003-04	13-15	7-9	9th
2004-05	12-16	7-9	tied-6th
2005-06	10-17	3-13	tied-13th
2006-07	13-16	3-13	tied-13th
2007-08	15-14	5-11	tied-11th
2008-09	20-14	7-9	tied-9th
2009-10	26-7	13-3	tied-2nd
2010-11	24-11	9-7	tied-7th
2011-12	23-9	11-5	tied-4th
2012-13	15-16	5-11	tied-11th
2013-14	11-21	4-14	8th
2014-15	4-27	2-16	10th
2015-16	16-14	9-9	T-5th

ADAIR'S YEAR-BY-YEAR HISTORY

Year	School	Overall	BIG EAST	BIG EAST Tourney	NCAA Postseason	WNIT Postseason
2012-13	College of Charleston	16-16				
2013-14	College of Charleston	19-15				
2014-15	Georgetown	4-27	2-16 (10th)	0-1		
2015-16	Georgetown	16-14	9-9 (T-5th)	0-1		0-1
Total	4 Years	55-72 (.433)	11-25 (.306)	0-2 (.000)		0-1 (.000)



RESULTS & STATISTICS

RECORD:	OVERALL	HOME	AWAY	NEUTRAL	ATTENDANCE SUMMARY	GAMES	TOTALS	AVG/GAME
All Games	16-14	8-4	6-9	2-1	HOME	12	7434	620
Conference	9-9	5-4	4-5	0-0	AWAY	15	15337	1022
Non-Conference	7-5	3-0	2-4	2-1	NEUTRAL	3	3270	1090
					TOTAL	30	26041	868

Date	Time	Opponent	Score	Attend.	High Points	High Rebounds	Date	Time	Opponent	Score	Attend.	High Points	High Rebounds
11/13/15	6:00 pm	at UMES	W 71-60	622	(25)ADOMAKO, Dorothy	(7)ADOMAKO, Dorothy	01/17/16	1:00 pm	* SETON HALL	L 75-83	541	(17)ADOMAKO, Dorothy	(8)BELK, Yazmine
11/18/15	7:00 pm	VIRGINIA TECH	W 73-56	781	(19)ADOMAKO, Dorothy	(9)WHITE, Dionna						(17)WHITE, Dionna	
11/22/15	2:02 pm	at Memphis	L 53-57	579	(20)WOODARD, Faith	(9)WHITE, Dionna	01/24/16	1:00 pm	* at Villanova	W 57-51	335	(20)WHITE, Dionna	(11)WHITE, Dionna
11/27/15	5:00 pm	vs Quinnipiac	W 80-68	575	(19)WHITE, Dionna	(6)WHITE, Dionna	01/29/16	7:00 pm	* at Providence	W 82-51	276	(24)ADOMAKO, Dorothy	(9)WOODARD, Faith
					(19)ADOMAKO, Dorothy	(6)ADOMAKO, Dorothy	01/31/16	1:01 pm	* at Creighton	W 57-44	1120	(12)VITALIS, Dominique	(9)ADOMAKO, Dorothy
					(6)WOODARD, Faith	(8)MARTIN, Jade	02/05/26	7:00 pm	* MARQUETTE	W 75-72	466	(19)BATTLE, Logan	(11)WOODARD, Faith
11/28/15	7:00 pm	vs St. Francis (NY)	W 74-52	461	(16)ADOMAKO, Dorothy	(8)VITALIS, Dominique						(19)WOODARD, Faith	
12/02/25	7:00 pm	at George Mason	W 63-57	621	(22)WHITE, Dionna	(9)ADOMAKO, Dorothy	02/07/16	12:00 pm	* DEPAUL	L 66-80	438	(24)WHITE, Dionna	(7)BELK, Yazmine
12/5/15	1:30 pm	at St. Bonaventure	L 54-69	485	(17)WHITE, Dionna	(9)BELK, Yazmine	02/12/16	7:00 pm	* at Seton Hall	W 73-65	959	(21)WOODARD, Faith	(11)VITALIS, Dominique
12/10/15	7:00 pm	DELAWARE	W 61-50	541	(18)WHITE, Dionna	(14)BELK, Yazmine	02/14/16	2:00 pm	* at St. John's	L 55-63	3120	(12)ADOMAKO, Dorothy	(8)BELK, Yazmine
12/12/15	12:00 pm	at Alabama	L 66-78	2291	(17)WHITE, Dionna	(7)WHITE, Dionna	02/21/16	12:00 pm	* VILLANOVA	L 60-63	1109	(24)ADOMAKO, Dorothy	(7)ADOMAKO, Dorothy
12/23/15	12:00 pm	TOWSON	W 82-46	413	(19)ADOMAKO, Dorothy	(8)ADOMAKO, Dorothy						(7)WHITE, Dionna	
12/29/15	7:00 pm	* at Xavier	L 54-59	911	(11)WHITE, Dionna	(8)KING, Tyshell	02/26/16	11:00 am	* BUTLER	W 49-35	789	(12)WHITE, Dionna	(10)VITALIS, Dominique
12/31/15	6:30 pm	* at Butler	L 76-82	444	(17)WHITE, Dionna	(10)VITALIS, Dominique						(12)VITALIS, Dominique	(10)VITALIS, Dominique
01/03/16	12:00 pm	* CREIGHTON	W 69-57	649	(22)WHITE, Dionna	(11)WOODARD, Faith	02/28/16	12:00 pm	* XAVIER	W 63-51	609	(20)ADOMAKO, Dorothy	(14)ADOMAKO, Dorothy
01/05/16	7:00 pm	* PROVIDENCE	W 63-53	365	(19)ADOMAKO, Dorothy	(9)ADOMAKO, Dorothy	03/06/16	8:30 pm	vs St. John's	L 52-65	2234	(15)ADOMAKO, Dorothy	(5)ADOMAKO, Dorothy
01/08/16	7:00 pm	* at DePaul	L 53-75	2201	(13)BATTLE, Logan	(7)BATTLE, Logan						(5)VITALIS, Dominique	(5)WHITE, Dionna
01/10/16	12:00 pm	* at Marquette	L 72-87	920	(16)WHITE, Dionna	(10)BATTLE, Logan	03/17/16	7:00 pm	at Rutgers	L 55-57	453	(18)ADOMAKO, Dorothy	(7)BELK, Yazmine
01/15/16	12:00 pm	* ST. JOHN'S	L 60-65	733	(15)WHITE, Dionna	(8)WOODARD, Faith							

* indicates conference game

PLAYERS RETURNING		TOTAL										3-PTS			REBOUNDS											
No.	Player	GP	GS	Min	Avg	FG	FGA	Pct	3FG	FGA	Pct	FT	FTA	Pct	Off	Def	Tot	Avg	PF	FO	A	TO	Blk	Stl	Pts	Avg
34	ADOMAKO, Dorothy	26	25	817	31.4	143	364	.393	14	59	.237	78	99	.788	45	112	157	6.0	71	1	31	70	31	24	378	14.5
	Conference-Only...	14	13	453	32.4	78	195	.400	9	28	.321	39	47	.830	24	66	90	6.4	42	1	20	32	14	11	204	14.6
11	WHITE, Dionna	30	26	963	32.1	162	398	.407	24	94	.255	88	110	.800	51	133	184	6.1	90	2	125	85	10	77	436	14.5
	Conference-Only...	18	17	603	33.5	100	253	.395	14	51	.275	53	69	.768	31	84	115	6.4	57	1	80	52	9	42	267	14.8
24	WOODARD, Faith	30	28	761	25.4	104	239	.435	9	31	.290	52	86	.605	52	98	150	5.0	47	0	32	55	20	21	269	9.0
	Conference-Only...	18	16	443	24.6	51	127	.402	4	13	.308	36	60	.600	30	65	95	5.3	31	0	20	31	10	9	142	7.9
02	BURTON, DiDi	30	29	757	25.2	44	121	.364	0	5	.000	17	26	.654	10	60	70	2.3	69	3	98	59	2	33	105	3.5
	Conference-Only...	18	17	472	26.2	31	91	.341	0	2	.000	11	16	.688	5	33	38	2.1	35	1	59	35	2	21	73	4.1
13	MARTIN, Jade	23	0	232	10.1	23	59	.390	3	9	.333	17	28	.607	24	40	64	2.8	30	0	5	22	9	6	66	2.9
	Conference-Only...	13	0	142	10.9	16	35	.457	2	6	.333	7	11	.28	13	27	40	3.1	16	0	5	13	7	2	41	3.2
32	BELK, Yazmine	26	0	306	11.8	26	82	.317	0	0	.000	6	17	.353	45	64	109	4.2	45	2	6	20	35	17	58	2.2
	Conference-Only...	15	0	180	12.0	17	47	.362	0	0	.000	2	7	.286	21	35	56	3.7	23	1	6	10	19	10	36	2.4
03	KING, Tyshell	28	1	264	9.4	20	73	.274	14	42	.333	6	10	.600	21	21	42	1.5	29	0	5	17	0	10	60	2.1
	Conference-Only...	18	1	185	10.3	14	50	.280	9	27	.333	3	4	.750	18	12	30	1.7	17	0	5	9	0	6	40	2.2
44	RAMIL, Jodi-Marie	20	0	160	8.0	13	30	.433	0	2	.000	0	2	.000	13	19	32	1.6	31	0	2	16	2	4	26	1.3
	Conference-Only...	9	0	43	4.8	1	7	.143	0	0	.000	0	2	.000	3	3	6	0.7	11	0	0	2	0	1	2	0.2
PLAYERS NOT RETURNING		TOTAL										3-PTS			REBOUNDS											
No.	Player	GP	GS	Min	Avg	FG	FGA	Pct	3FG	FGA	Pct	FT	FTA	Pct	Off	Def	Tot	Avg	PF	FO	A	TO	Blk	Stl	Pts	Avg
22	BATTLE, Logan	30	6	598	19.9	84	201	.418	12	41	.293	27	37	.730	42	80	122	4.1	64	0	12	29	23	13	207	6.9
	Conference-Only...	18	6	392	21.8	56	131	.427	6	25	.240	20	28	.714	29	57	86	4.8	38	0	10	14	21	9	138	7.7
35	VITALIS, Dominique	30	30	560	18.7	73	145	.503	1	6	.167	33	45	.733	69	95	164	5.5	72	1	13	28	18	22	180	6.0
	Conference-Only...	18	18	388	21.6	50	104	.481	1	5	.200	18	26	.692	51	62	113	6.3	45	0	12	19	11	16	119	6.6
01	MCCORMICK, Katie	25	4	374	15.0	38	130	.292	24	92	.261	10	13	.769	5	32	37	1.5	30	0	18	23	3	13	110	4.4
	Conference-Only...	13	1	225	17.3	26	81	.321	18	57	.316	6	6	1.000	4	15	19	1.5	19	0	10	10	1	7	76	5.8
21	JACKSON, Jasmine	22	1	208	9.5	14	48	.292	5	25	.200	15	22	.682	5	19	24	1.1	26	0	9	24	1	9	48	2.2
	Conference-Only...	12	1	74	6.2	7	25	.280	1	13	.077	6	10	.600	2	5	7	0.6	10	0	4	7	0	6	21	1.8
TM	TEAM.....														60	58	118	3.9	0			8				
	Conference-Only...														40	34	74	4.1	0			5				
	Total.....	30				744	1890	.394	106	406	.261	349	495	.705	442	831	1273	42.4	604	9	354	456	154	249	1943	64.8
	Conference-Only...	18				447	1146	.390	64	227	.282	201	286	.705	271	498	769	42.7	344	4	231	239	94	140	1159	64.4
	Opponents.....	30				630	1713	.368	187	566	.330	404	603	.670	341	772	1113	37.1	488	-	380	484	116	205	1851	61.7
	Conference-Only...	18				391	1038	.377	121	359	.337	233	341	.683	194	470	664	36.9	274	4	248	253	74	116	1136	63.1



Marquette

QUICK FACTS

Location	Milwaukee, Wis.
Nickname	Golden Eagles
Colors	Blue and Gold
Enrollment	11,782
VP/Director of Athletics	Bill Scholl
Home Court	Al McGuire Center
Press Row Phone	414-288-0340
2015-16 Overall Record	14-16
2015-16 BIG EAST Record/Finish	9-9/T-5th
Letterwinners Returning/Lost	9/0
Starters Returning/Lost	5/0

COACHING STAFF

Head coach	Carolyn Kieger
Alma Mater	Marquette '06
Assistant Coach	Ginny Boggess (Wingate '03)
Assistant Coach	Scott Merritt (Marquette '04)
Assistant Coach	Vernette Skeete (Alcorn State '05)
Director of Program Development	Rachel Sander (Miami '04)
Director of Basketball Operations	Pam Brown (Charlotte '06)

SPORTS INFORMATION

Basketball Office Phone	414-288-5784
Media Relations Contact	Megan O'Shea
Office Phone	414-288-7419
Media Relations Fax	414-288-6519
Personal Phone	812-369-0311
Email Address	megan.oshea@marquette.edu
Website	www.GoMarquette.com



BILL SCHOLL
VP/Director of Athletics



CAROLYN KIEGER
Head Coach



MEGAN O'SHEA
Assistant Director of
Media Relations

News & Notes

The BIG Picture

The Golden Eagles proved that experience can be overrated as Marquette was the nation's youngest squad last year yet finished in a tie for fifth in the BIG EAST standings and narrowly missed a shot at a national postseason berth. Backed by the highest scoring freshman in league history, Allazia Blockton, MU finished among the national leaders in points per game (77.4), and return over 99 percent of the scoring from a year ago.

Who's Returning

Marquette returns all five starters and all nine letterwinners from 2015-16, highlighted by BIG EAST Freshman of the Year Allazia Blockton. Blockton snapped the BIG EAST's 21-year old rookie scoring record and finished as the nation's fourth-highest scoring freshman and within the top 50 among all Division I players. Fellow rising sophomores Natisha Hiedeman, who listed second on the team in scoring, and Erika Davenport, the squad's No. 2 rebounder, join senior McKayla Yentz and junior Shantelle Valentine as other notable returners.

Who's Gone

Marquette loses just one player from last season – Ines Mata who played in 10 games and scored five total points.

Storylines

In just her second season at the helm, head coach Carolyn Kieger was charged with replacing all five starters, returning just two letterwinners and welcoming a group of eight freshmen. In what most would have deemed a "rebuilding year", Kieger's young squad recovered from a slow start to attack the scoreboard and earn high-scoring victories over three teams which were either ranked or receiving votes. With all major pieces of that puzzle back for 2016-17, along with additions of decorated junior college player Chelsey Gibson and newcomers Isabelle Spignola, a highly rated guard out of Chicago, and Altia Anderson, the 2016 Gatorade Player of the Year for Delaware, the Golden Eagles will not be overlooked this year. Marquette is also serving as host of the BIG EAST Tournament for the first time, as cutting the nets on their home court of the Al McGuire Center in March would prove an amazing feat for Kieger and company.

DID YOU KNOW?

Marquette was the youngest team in Division I during the 2015-16 season and defied the odds to finish in fifth place in the conference standings. The young and athletic Golden Eagles earned three victories over teams in the top 25 or receiving votes.



NATISHA HIEDEMAN

SCHEDULE

November

Date	Day	Opponent	Network TV
11	Fri.	Longwood	
15	Tues.	Saint Francis (Pa.)	
19	Sat.	Arizona State	
22	Tues.	at Oregon State	
25	Fri.	vs. Santa Clara (Stockton, Calif.)	
26	Sat.	at Pacific	

December

2	Fri.	Western Illinois	
6	Tues.	Green Bay	
11	Sun.	at Wisconsin	
18	Sun.	Milwaukee	
21	Wed.	New Mexico	
28	Wed.	at VILLANOVA	BEDN
30	Fri.	at GEORGETOWN	BEDN

January

2	Mon.	CREIGHTON	FS1
4	Wed.	PROVIDENCE	BEDN
8	Sun.	at ST. JOHN'S	BEDN
10	Tues.	at SETON HALL	BEDN
13	Fri.	XAVIER	BEDN
15	Sun.	BUTLER	FS1
21	Sat.	at DePAUL	BEDN
27	Fri.	at PROVIDENCE	BEDN
29	Sun.	at CREIGHTON	BEDN

February

3	Fri.	SETON HALL	BEDN
5	Sun.	ST. JOHN'S	BEDN
10	Fri.	at BUTLER	BEDN
12	Sun.	at XAVIER	BEDN
19	Sun.	DePAUL	FS2
24	Fri.	GEORGETOWN	BEDN
26	Sun.	VILLANOVA	BEDN

All dates are subject to change
BIG EAST games in all CAPS



ROSTER

NO.	NAME	POS.	CL.	HT.	HOMETOWN/ PREVIOUS SCHOOL
1	Danielle King	G So.	5-5	Chicago, Ill./Bloom Township	
3	McKayla Yentz	G Sr.	6-1	Sun Prairie, Wis./Sun Prairie	
5	Natisha Hiedeman	G So.	5-8	Green Bay, Wis./Green Bay Southwest	
10	Sandra Dahling	F So.	5-9	Stockholm, Sweden	
11	Allazia Blockton	G So.	6-0	Milwaukee, Wis./Dominican	
12	Erika Davenport	F So.	5-11	Clarkston, Mich./Clarkston	
13	Olivia Moskari	G So.	5-9	Helsinki, Finland/	
15	Amani Wilborn	G So.	5-9	Milwaukee, Wis./Riverside University	
20	Altia Anderson	F Fr.	6-2	Bridgeville, Del./Woodbridge	
30	Isabelle Spingola	G Fr.	6-0	Chicago, Ill./Whitney Young	
31	Shantelle Valentine	C Jr.	6-3	Brampton, Ontario, Canada/St. Roch	
32	Chelsey Gibson	G R-Jr.	6-0	Pensacola, Fla./Gulf Coast State College	
42	Lauren Van Kleunen	G Fr.	6-2	Mason, Ohio/Mason	
44	Meghan Mandel	C Fr.	6-4	Plymouth, Minn./Orono	

Head Coach: Carolyn Kieger
Assistant Coach: Ginny Boggess
Assistant Coach: Scott Merritt
Assistant Coach: Vernetta Skeete
Director of Program Development: Rachel Sander
Director of Basketball Operations: Pam Brown
Video Coordinator: Rob Carver
Coordinator of Recruiting Operations: Nikki Nellen



Marquette

HEAD COACH CAROLYN KIEGER



PROFILE: Hired at Marquette May 1, 2014

Personal - Native of Roseville, Minn.

Education - Kieger graduated Cum Laude from Marquette in 2006, earning her bachelor's degree in broadcasting and electronic communications.

Playing Career - Kieger was a four-year starter and three-year captain for Marquette (2002-06); MU's all-time assists leader; only player in program history with at least 1,200 points, 400 rebounds and 600 assists in their career; three-time all-league selection; finalist for Nancy Lieberman Award in 2005-06; 2006 BIG EAST Sportsmanship Award recipient; McCahill Award recipient which recognizes a graduated senior who demonstrated the highest performance in scholarship, leadership and athletics at Marquette.

Coaching File - Kieger became Marquette's fifth head coach on May 1, 2014; spent the last six seasons (2008-14) as an assistant coach at the University of Miami; previously served as the Hurricanes' coordinator of basketball operations in 2006-07; Marquette's Director of Operations during the 2007-08 season.

Highlights - Was one of the surprise teams in the BIG EAST in 2015-16 in Kieger's second season, turning the Division I's youngest team into a major threat ... Golden Eagles earned three wins over teams either ranked in the top 25 or receiving votes and donned the first BIG EAST Freshman of the Year out of Marquette in Allazia Blockton ... Blockton broke the 21-year old BIG EAST rookie scoring record and Marquette was the second-highest scoring team in the BIG EAST in '15-16 and among the national leaders as well... As an assistant coach at Miami, Kieger was primarily responsible for guard development; star Hurricane guard Shenise Johnson became an All-American under her tutelage and was also honored as the ACC Player of the Year (2010-11); Miami was crowned ACC regular-season champions in 2011; coached All-ACC First Team selection and ACC scoring champion Riquna Williams. Earned notable wins over Seton Hall and Vanderbilt, along with a BIG EAST Tournament victory during her first season at Marquette.

KIEGER'S YEAR-BY-YEAR HISTORY

Year	School	Overall	BIG EAST	BIG EAST Tournament	NCAA Postseason	WNIT Postseason
2014-15	Marquette	9-22	4-14 (8th)	1-1		
2015-16	Marquette	14-16	9-9 (T-5th)	0-1		
Career	2 Years	23-38 (.377)	13-23 (.361)	1-2 (.333)		

KIEGER'S RECORD

Career Record (2 years)

23-38 (.377)

Marquette Record (2 years)

23-38 (.377)

BIG EAST Regular Season Record (2 years)

13-23 (.361)

BIG EAST Tournament Record (2 appearances)

1-2 (.333)

NCAA Record

n/a

WNIT Record

n/a

MARQUETTE IN THE BIG EAST

	Overall	BIG EAST	Reg. Seas. Finish
2005-06	22-11	9-7	Tied-6th
2006-07	26-7	12-4	Tied-2nd
2007-08	21-14	8-8	tied-8th
2008-09	17-16	7-9	tied-9th
2009-10	17-16	6-10	tied-10th
2010-11	24-9	10-6	tied-5th
2011-12	14-17	4-12	14th
2012-13	16-16	7-9	tied-9th
2013-14	22-11	11-7	5th
2014-15	9-22	4-14	8th
2015-16	14-16	9-9	T-5th



RESULTS & STATISTICS

RECORD:	OVERALL	HOME	AWAY	NEUTRAL	ATTENDANCE SUMMARY	GAMES	TOTALS	AVG/GAME
All Games	14-16	9-4	4-11	1-1	HOME	13	20409	1570
Conference	9-9	7-2	2-7	0-0	AWAY	15	16435	1096
Non-Conference	5-7	2-2	2-4	1-1	NEUTRAL	2	1884	942
					TOTAL	30	38728	1291

Date	Time	Opponent	Score	Attend.	High Points	High Rebounds	Date	Time	Opponent	Score	Attend.	High Points	High Rebounds
11/13/15	7:00 pm	at Green Bay	L 55-75	3323	(11)YENTZ, McKayla	(7)DAVENPORT, Erika	01/10/16	12:00 pm	* GEORGETOWN	W 87-72	920	(25)BLOCKTON, Allazia	(8)DAVENPORT, Erika
11/16/15	12:00 pm	IUPUI	L 55-60	3757	(21)HIEDEMAN, Natasha	(10)BLOCKTON, Allazia	01/15/16	7:00 pm	* at Xavier	L 66-71	1015	(22)BLOCKTON, Allazia	(12)DAVENPORT, Erika
11/21/15	1:00 pm	at Northern Kentucky	L 78-83	1203	(22)BLOCKTON, Allazia	(10)VALENTINE, Shantelle	01/17/16	2:00 pm	* at Butler	W 80-64	344	(18)BLOCKTON, Allazia	(8)WILBORN, Amani
11/23/15	7:00 pm	at South Dakota	L 69-97	1537	(18)HIEDEMAN, Natasha	(7)VALENTINE, Shantelle	01/22/16	7:00 pm	* PROVIDENCE	W 105-75	1135	(18)HIEDEMAN, Natasha	(11)VALENTINE, Shantelle
11/27/15	12:00 pm	at FIU	W 95-83		(24)BLOCKTON, Allazia	(11)BLOCKTON, Allazia	01/24/16	2:00 pm	* CREIGHTON	W 79-72	1117	(21)BLOCKTON, Allazia	(10)YENTZ, McKayla
11/29/15	12:00 pm	vs Richmond	W 98-80		(21)HIEDEMAN, Natasha	(11)DAVENPORT, Erika	01/29/16	7:00 pm	* ST. JOHN'S	W 67-64	1131	(15)BLOCKTON, Allazia	(9)HIEDEMAN, Natasha
12/03/15	6:00 pm	OREGON STATE	L 58-65	1208	(21)BLOCKTON, Allazia	(10)DAVENPORT, Erika	01/31/16	2:00 pm	* SETON HALL	W 89-82	1527	(21)BLOCKTON, Allazia	(14)DAVENPORT, Erika
12/06/15	2:00 pm	WISCONSIN	W 77-61	2043	(17)BLOCKTON, Allazia	(10)VALENTINE, Shantelle	02/05/16	7:00 pm	* at Georgetown	L 72-75	466	(19)BLOCKTON, Allazia	(10)DAVENPORT, Erika
12/13/15	1:00 pm	AUBURN	WOT 70-69	1275	(16)YENTZ, McKayla	(12)BLOCKTON, Allazia	02/07/16	1:00 pm	* at Villanova	L 60-81	1009	(15)HIEDEMAN, Natasha	(9)HIEDEMAN, Natasha
12/19/15	3:05 pm	at Arizona State	L 80-90	1439	(22)BLOCKTON, Allazia	(10)DAVENPORT, Erika	02/12/16	7:00 pm	* BUTLER	W 76-69	1231	(21)BLOCKTON, Allazia	(11)BLOCKTON, Allazia
					(10)BLOCKTON, Allazia	(10)BLOCKTON, Allazia	02/14/16	1:30 pm	* XAVIER	W 74-69	1769	(18)HIEDEMAN, Natasha	(13)BLOCKTON, Allazia
12/22/15	7:05 pm	at Milwaukee	W 101-81	1322	(30)HIEDEMAN, Natasha	(7)YENTZ, McKayla							
					(7)BLOCKTON, Allazia	(7)BLOCKTON, Allazia							
12/29/15	7:00 pm	* at DePaul	L 86-91	2206	(24)BLOCKTON, Allazia	(10)DAVENPORT, Erika	02/19/16	7:01 pm	* at Creighton	L 81-83	964	(19)DAVENPORT, Erika	(11)BLOCKTON, Allazia
					(10)BLOCKTON, Allazia	(10)BLOCKTON, Allazia	02/21/16	1:00 pm	* at Providence	W 92-85	317	(22)DAVENPORT, Erika	(10)YENTZ, McKayla
01/03/16	2:00 pm	* at Seton Hall	L 68-99	842	(16)KING, Danielle	(7)BLOCKTON, Allazia	02/27/16	5:00 pm	* DEPAUL	L 65-98	2039	(16)BLOCKTON, Allazia	(6)BLOCKTON, Allazia
					(7)DAVENPORT, Erika	(7)DAVENPORT, Erika	03/06/16	2:30 pm	vs Seton Hall	L 86-93	1884	(31)BLOCKTON, Allazia	(10)DAVENPORT, Erika
01/05/16	7:00 pm	* at St. John's	LOT 77-81	448	(25)BLOCKTON, Allazia	(13)BLOCKTON, Allazia							
01/08/16	7:00 pm	* VILLANOVA	L 75-82	1257	(21)BLOCKTON, Allazia	(8)BLOCKTON, Allazia							

* indicates conference game

PLAYERS RETURNING		TOTAL											3-PTS			REBOUNDS										
No.	Player	GP	GS	Min	Avg	FG	FGA	Pct	3FG	FGA	Pct	FT	FTA	Pct	Off	Def	Tot	Avg	PF	FO	A	TO	Blk	Stl	Pts	Avg
11	BLOCKTON, Allazia	30	30	960	32.0	205	443	.463	22	57	.386	129	190	.679	71	159	230	7.7	82	3	97	83	8	41	561	18.7
	Conference-Only...	18	18	595	33.1	119	272	.438	10	28	.357	89	120	.742	47	98	145	8.1	46	1	70	54	6	27	337	18.7
05	HIEDEMAN, Natasha	30	30	995	33.2	148	377	.393	68	202	.337	47	68	.691	30	96	126	4.2	75	3	88	66	2	65	411	13.7
	Conference-Only...	18	18	598	33.2	87	219	.397	43	121	.355	19	27	.704	20	68	88	4.9	40	1	57	37	0	39	236	13.1
12	DAVENPORT, Erika	30	11	665	22.2	158	273	.579	0	1	.000	33	65	.508	103	100	203	6.8	82	1	22	57	8	25	349	11.6
	Conference-Only...	18	10	435	24.2	109	177	.616	0	0	.000	26	46	.565	61	66	127	7.1	50	1	16	43	7	16	244	13.6
03	YENTZ, McKayla	30	30	893	29.8	99	262	.378	70	202	.347	33	46	.717	36	116	152	5.1	79	2	23	31	13	20	301	10.0
	Conference-Only...	18	18	578	32.1	61	168	.363	41	125	.328	22	33	.667	26	78	104	5.8	40	0	17	17	8	14	185	10.3
15	WILBORN, Amani	30	5	782	26.1	103	243	.424	7	25	.280	65	102	.637	28	78	106	3.5	82	3	115	81	7	54	278	9.3
	Conference-Only...	18	4	498	27.7	66	155	.426	4	15	.267	42	70	.600	17	54	71	3.9	47	1	76	53	5	32	178	9.9
01	KING, Danielle	27	25	799	29.6	77	213	.362	21	61	.344	59	78	.756	24	69	93	3.4	57	1	68	80	3	32	234	8.7
	Conference-Only...	15	14	447	29.8	41	118	.347	13	38	.342	25	32	.781	12	32	44	2.9	20	0	35	38	1	18	120	8.0
31	VALENTINE, Shantelle	30	19	640	21.3	59	123	.480	0	0	.000	23	41	.561	61	81	142	4.7	71	1	16	34	12	13	141	4.7
	Conference-Only...	18	8	337	18.7	37	75	.493	0	0	.000	14	25	.560	30	36	66	3.7	33	0	6	19	3	7	88	4.9
13	MOSKARI, Olivia	20	0	179	9.0	11	51	.216	11	51	.216	0	0	.000	1	4	5	0.3	8	0	1	5	0	2	33	1.7
	Conference-Only...	13	0	87	6.7	3	21	.143	3	21	.143	0	0	.000	1	3	4	0.3	6	0	1	1	0	1	9	0.7
10	DAHLING, Sandra	20	0	110	5.5	2	17	.118	2	16	.125	2	2	1.000	4	8	12	0.6	11	0	1	6	0	1	8	0.4
	Conference-Only...	9	0	38	4.2	0	7	.000	0	7	.000	0	0	.000	0	3	3	0.3	5	0	1	2	0	0	0	0.0
PLAYERS NOT RETURNING		TOTAL											3-PTS			REBOUNDS										
No.	Player	GP	GS	Min	Avg	FG	FGA	Pct	3FG	FGA	Pct	FT	FTA	Pct	Off	Def	Tot	Avg	PF	FO	A	TO	Blk	Stl	Pts	Avg
22	MATA, Ines	10	0	30	3.0	2	6	.333	0	0	.000	1	2	.500	2	1	3	0.3	8	0	0	3	0	0	5	0.5
	Conference-Only...	3	0	12	4.0	1	3	.333	0	0	.000	0	0	.000	0	0	0	0.0	1	0	0	0	0	0	2	0.7
TM	TEAM.....														59	52	111	3.7	0			10			0	
	Conference-Only...														36	29	65	3.6	0			6			0	
	Total.....	30				864	2008	.430	201	615	.327	392	594	.660	419	764	1183	39.4	555	14	431	456	53	253	2321	77.4
	Conference-Only...	18				524	1215	.431	114	355	.321	237	353	.671	250	467	717	39.8	288	4	279	270	30	154	1399	77.7
	Opponents.....	30				884	1981	.446	217	649	.334	365	549	.665	398	809	1207	40.2	581	-	534	474	133	232	2350	78.3
	Conference-Only...	18				546	1216	.449	133	395	.337	188	273	.689	231	489	720	40.0	342	9	346	286	85	145	1413	78.5



Providence

QUICK FACTS

Location: Providence, R.I. 02918
 Nickname: Friars
 Colors: Black, White & Silver
 Enrollment: 3,897
 Director of Athletics: Robert G. Driscoll Jr.
 Home Court: Alumni Hall/Mullaney Gym (1,854)
 Press Row Phone: (401) 865-1787
 2015-16 Overall Record: 5-24
 2015-16 BIG EAST Record/Finish: 1-17/10th
 Letterwinners Returning/Lost: 10/1
 Starters Returning/Lost: 4/1

COACHING STAFF

Head Coach: Jim Crowley
 Alma Mater: Keuka College '93
 Associate Head Coach: Priscilla Edwards (St. Bonaventure '08)
 Assistant Coach: Tiara Johnson (St. Bonaventure '10)
 Assistant Coach: Jessica Jenkins (St. Bonaventure '12)
 Coordinator of Women's Basketball Operations: Jennifer Nabrizny (St. Bonaventure '12)
 Associate Director of Player Development: Keldie Rombach (St. Bonaventure '15)
 Graduate Assistant: Keri Soppe (Richmond '15)

SPORTS INFORMATION

SID Contact: Jennifer Ryneanson
 Office Phone: (401) 865-2208
 Cell Phone: (401) 575-7370
 E-mail Address: jryneans@providence.edu
 Web Address: www.friars.com

DID YOU KNOW?

Famed college basketball, NBA and WNBA analyst Doris Burke was a four-year letterwinner for Providence College (1983-87). Burke (formerly Sable), led the Friars in assists in three of her four seasons.



ROBERT G. DRISCOLL, JR.
Athletic Director



JIM CROWLEY
Head Coach



JENNIFER RYNEARSON
Assistant Athletic Director/
Media Relations

News & Notes

The BIG Picture

Jim Crowley is the new sheriff in town in Providence, taking over as head coach this past May. Crowley has a proven track record of success at St. Bonaventure, posting 20-win seasons in six of the last eight years and earning six national postseason berths, including 2016's NCAA Second Round trip. Crowley inherits a Providence team which has finished under .500 for six consecutive seasons under two different coaches, but the hopes are high in Friartown that they have found the right person for the job.

Who's Returning

Providence returns nine of its top-10 scorers from a season ago, including leader Sarah Beal (10.8), deep threat Yoyo Nogic (52.3FGM) and rebounding champ Aliyah Miller (5.0 RPG). Rookie Maddie Jolin saw her playing time and productivity increase as the season went on, averaging just shy of 10 points over the last six games.

Who's Gone

The Friars lose just one key contributor from a season ago – Evi Iiskola, who averaged 5.9 points and 2.7 rebounds, starting 26 games.

Storylines

Coach Crowley referenced "the opportunity and the challenge" as reasons for accepting the job as head coach of the Providence women's basketball team; the opportunity to lead a team with a rich history, one which includes success in the BIG EAST Conference, and the challenge being that the Friars haven't tasted success in some time. Providence has all but one starter back from last season, including veteran point guard Sarah Beal. The Friars were young last year, with a pair of key contributors playing their first year of basketball in America, having to adjust stylistically along the way. With another year under their belts, along with the addition of talented freshmen Ny'Dajah Jackson out of Oakland, Calif., Julia Thissell of Hopkington, Mass., and Maggie Ahearn out of nearby Tabor Academy, the Friars and their new mentor will look to make strides in the right direction in 2016-17.

SCHEDULE

November

Date	Day	Opponent	Network TV
11	Fri.	Colgate	
16	Wed.	North Dakota State	
19	Sat.	Binghamton	
22	Tues.	at Hartford	
26	Sat.	at UNC-Wilmington	
27	Sun.	vs. Miami (Ohio) (Wilmington, N.C.)	

December

3	Sat.	vs. Bryant	
4	Sun.	vs. Brown/Rhode Island	
7	Wed.	at Columbia	
10	Sat.	at Boston College	
21	Wed.	at Monmouth	
28	Wed.	XAVIER	BEDN
30	Fri.	BUTLER	BEDN

January

2	Mon.	at DePAUL	CBSSN
4	Wed.	at MARQUETTE	BEDN
8	Sun.	VILLANOVA	FS1
10	Tues.	GEORGETOWN	BEDN
14	Sat.	CREIGHTON	BEDN
20	Fri.	at SETON HALL	FS2
22	Sun.	at ST. JOHN'S	BEDN
27	Fri.	MARQUETTE	BEDN
29	Sun.	DePAUL	BEDN

February

3	Fri.	at GEORGETOWN	BEDN
5	Sun.	at VILLANOVA	BEDN
11	Sat.	at CREIGHTON	BEDN
17	Fri.	ST. JOHN'S	BEDN
19	Sun.	SETON HALL	BEDN
24	Fri.	at BUTLER	BEDN
26	Sun.	at XAVIER	BEDN

All dates are subject to change
BIG EAST games in all CAPS

**JOVANA
"YOYO"
NOGIC**



ROSTER

NO.	NAME	POS.	CL.	HT.	HOMETOWN/ PREVIOUS SCHOOL
0	Sarah Beal	G	Sr.	5-8	Matthews, N.C./New Hope Christian Academy
1	Alise Parker	F	Jr.	6-1	Germantown, Tenn./Houston High School
3	Erica Meyer	F	So.	6-3	Wilton, Conn./Wilton
10	Allegra Botteghi	G	Jr.	6-0	Bologna, Italy/G. Parini
11	Jovana 'Yoyo' Nogic	G	So.	6-1	Lisbon, Portugal/Vergilio Ferreira
20	Ny'Dajah Jackson	G	Fr.	5-5	Oakland, Calif./Piedmont
21	Maddie Jolin	G	So.	5-9	Rehoboth, Mass./Bishop Feehan
22	Aliyah Miller	F	Sr.	6-1	Southaven, Miss./Southaven
23	Clara Che	G	So.	5-8	Valencia, Spain/Institut Joaquim Blume
24	Rachel Aho	F	So.	6-3	Holden, Mass./Marianapolis Preparatory School
25	Brianna Frias	F	Jr.	6-3	Worcester, Mass./Holy Name Central
31	Julia Thissell	F/C	Fr.	6-4	Hopkinton, Mass./The Rivers School
32	Maggie Ahearn	F	Fr.	6-2	Marshfield, Mass./Tabor Academy

Head Coach: Jim Crowley

Associate Head Coach: Priscilla Edwards

Assistant Coach: Tiara Johnson

Assistant Coach: Jessica Jenkins

Coordinator of Women's Basketball Operations: Jennifer Nabrizny

Associate Director of Player Development: Kelcie Rombach



Providence

HEAD COACH JIM CROWLEY



PROFILE: Hired at Providence – May 10, 2016

Personal – Native of Windsor, N.Y.; married (Monti) with a daughter (Jocelyn) and three stepsons (Patrick, Sean and Luke)

Education – B.A. from Keuka College in Secondary English Education (1993)

Coaching File – Head Coach, St. Bonaventure (2000-16); Assistant Coach, St. Bonaventure (1996-2000); Head Coach, Keuka College (1993-96)

Highlights – Spent the previous 20 seasons at St. Bonaventure, including each of the last 16 seasons as the program's head coach (2000-16); posted 20-or-more wins in six of the last eight seasons; three-time Atlantic 10 Coach of the Year (2009, 2012 and 2014); ESPN.com National Coach of the Year in 2012; guided the program to its first 20+ win season and first-ever postseason appearance (2009), advancing to the WNIT Quarterfinals; guided the Bonnies to six postseason appearances overall, including two invitations to the NCAA Tournament in 2012 (Sweet 16) and 2016 (Second Round); St. Bonaventure also qualified for the WNIT in 2010, 2011 and 2014.

CROWLEY'S YEAR-BY-YEAR HISTORY

Year	School	Overall	BIG EAST	BIG EAST Tournament	NCAA Postseason	WNIT Postseason
1993-94	Keuka College	14-11				
1994-95	Keuka College	18-10				
1995-96	Keuka College	7-16				
2000-01	St. Bonaventure	7-21				
2001-02	St. Bonaventure	13-15				
2002-03	St. Bonaventure	6-22				
2003-04	St. Bonaventure	9-19				
2004-05	St. Bonaventure	9-19				
2005-06	St. Bonaventure	9-18				
2006-07	St. Bonaventure	16-15				
2007-08	St. Bonaventure	18-12				
2008-09	St. Bonaventure	23-11				
2009-10	St. Bonaventure	23-10				2-1
2010-11	St. Bonaventure	21-12				1-1
2011-12	St. Bonaventure	31-4			2-1	
2012-13	St. Bonaventure	10-19				1-1
2013-14	St. Bonaventure	24-11				
2014-15	St. Bonaventure	15-15				
2015-16	St. Bonaventure	24-8			1-1	
Career	19 Years	297-268 (.526)	N/A	N/A	3-2 (.600)	5-4 (.556)

CROWLEY'S RECORD

Career Record (19 years)

297-268 (.526)

Providence Record (First Season)

n/a

BIG EAST Regular Season Record (First Season)

n/a

BIG EAST Tournament Record (First Season)

n/a

NCAA Record (2 appearances)

3-2 (.600)

WNIT Record (4 appearances)

5-4 (.556)

PROVIDENCE IN THE BIG EAST

Year	Overall	BIG EAST	Reg. Seas. Finish
1982-83	24-6	7-1	tied-1st
1983-84	19-7	5-3	tied-2nd
1984-85	14-14	9-7	6th
1985-86	24-6	14-2	1st
1986-87	23-9	12-4	2nd
1987-88	13-15	7-9	6th
1988-89	22-11	10-6	3rd
1989-90	27-5	14-2	tied-1st
1990-91	26-6	13-3	2nd
1991-92	21-9	13-5	tied-2nd
1992-93	15-15	7-11	7th
1993-94	13-15	10-8	4th
1994-95	10-21	5-13	tied-8th
1995-96	12-15	9-9	tied-1st BE 7
1996-97	13-14	8-10	tied-2nd BE 7
1997-98	10-17	6-12	4th BE 7
1998-99	5-22	4-14	11th
1999-00	10-17	5-11	tied-9th
2000-01	11-17	4-12	11th
2001-02	13-15	7-9	8th
2002-03	9-18	3-13	13th
2003-04	4-23	0-16	14th
2004-05	1-27	0-16	12th
2005-06	8-19	3-13	tied-13th
2006-07	13-16	3-13	tied-13th
2007-08	12-17	2-14	16th
2008-09	10-20	4-12	tied-13th
2009-10	19-15	7-9	tied-8th
2010-11	13-16	6-10	11th
2011-12	13-17	5-11	13th
2012-13	7-23	2-14	14th
2013-14	7-23	2-16	10th
2014-15	6-24	3-15	9th
2015-16	5-24	1-17	10th



RESULTS & STATISTICS

RECORD:	OVERALL	HOME	AWAY	NEUTRAL	ATTENDANCE SUMMARY	GAMES	TOTALS	AVG/GAME
All Games	5-24	4-11	1-12	0-1	HOME	15	4980	332
Conference	1-17	1-8	0-9	0-0	AWAY	13	16891	1299
Non-Conference	4-7	3-3	1-3	0-1	NEUTRAL	1	1741	1741
					TOTAL	29	23612	814

Date	Time	Opponent	Score	Attend.	High Points	High Rebounds	Date	Time	Opponent	Score	Attend.	High Points	High Rebounds
11/13/15	7:00 pm	BOSTON COLLEGE	L 41-67	461	(9)MILLER, Aliyah (9)BEAL, Sarah	(4)BOTTEGHI, Allegra (4)BEAL, Sarah	01/17/16	1:01 pm	* at Creighton	L 48-72	762	(11)BEAL, Sarah	(4)BOTTEGHI, Allegra (4)MEYER, Erica (4)MILLER, Aliyah
11/17/15	7:00 pm	at Brown	L 47-57	524	(14)MILLER, Aliyah	(8)NOGIC, Jovana 'Yoyo'	01/22/16	7:00 pm	* at Marquette	L 75-105	1135	(21)BEAL, Sarah	(10)MILLER, Aliyah
11/20/15	5:00 pm	at Virginia Tech	L 46-62	1253	(13)MILLER, Aliyah	(7)MILLER, Aliyah	01/24/16	2:00 pm	* at DePaul	L 50-96	2022	(12)JOLIN, Maddie	(7)JOLIN, Maddie
11/25/15	12:00 pm	HARTFORD	W 69-50	723	(20)NOGIC, Jovana 'Yoyo' (7)FRIAS, Brianna		01/29/16	7:00 pm	* GEORGETOWN	L 51-82	276	(10)BOTTEGHI, Allegra	(5)FRIAS, Brianna
11/28/15	1:00 pm	MONMOUTH	W 71-59	161	(21)BEAL, Sarah	(9)MILLER, Aliyah	01/31/16	1:00 pm	* VILLANOVA	L 47-76	352	(11)ISKOLA, Evi	(6)MILLER, Aliyah
12/01/15	7:00 pm	at Albany	L 58-71	856	(14)BEAL, Sarah	(4)MILLER, Aliyah	02/05/16	8:00 pm	* at Xavier	L 47-72	1641	(12)BOTTEGHI, Allegra	(8)BOTTEGHI, Allegra
12/05/15	1:00 pm	RICHMOND	L 50-57	233	(14)MILLER, Aliyah	(6)BEAL, Sarah	02/07/16	2:00 pm	* at Butler	L 50-65	463	(15)BOTTEGHI, Allegra	(5)MILLER, Aliyah (6)BOTTEGHI, Allegra
12/09/15	7:00 pm	BRYANT	W 88-78	334	(23)BEAL, Sarah (23)NOGIC, Jovana 'Yoyo'	(6)FRIAS, Brianna	02/14/16	1:00 pm	* CREIGHTON	W 61-59	411	(13)BEAL, Sarah	(5)MILLER, Aliyah (5)ISKOLA, Evi (5)JOLIN, Maddie
12/12/15	2:30 pm	FGCU	L 41-50	211	(12)BEAL, Sarah	(12)BEAL, Sarah	02/19/16	7:00 pm	* DEPAUL	L 68-91	211	(20)NOGIC, Jovana 'Yoyo' (5)JOLIN, Maddie	
12/20/15	2:00 pm	at Rhode Island	WOT 64-55	490	(17)NOGIC, Jovana 'Yoyo' (13)MILLER, Aliyah		02/21/16	1:00 pm	* MARQUETTE	L 85-92	317	(19)NOGIC, Jovana 'Yoyo' (10)BOTTEGHI, Allegra	
12/29/15	1:00 pm	* SETON HALL	L 54-64	525	(13)NOGIC, Jovana 'Yoyo' (8)MEYER, Erica		02/26/15	11:00 am	* at St. John's	L 54-69	5227	(19)BEAL, Sarah	(7)BOTTEGHI, Allegra
12/31/15	1:00 pm	* ST. JOHN'S	L 61-80	257	(15)CHE, Clara	(6)BEAL, Sarah	02/28/16	6:07 pm	* at Seton Hall	L 54-71	1012	(14)BOTTEGHI, Allegra	(13)BOTTEGHI, Allegra
01/03/16	1:00 pm	* at Villanova	L 39-67	1141	(8)CHE, Clara	(8)BEAL, Sarah	03/05/16	2:00 pm	vs Creighton	L 53-70	1741	(14)CHE, Clara	(7)NOGIC, Jovana 'Yoyo'
01/05/16	7:00 pm	* at Georgetown	L 53-63	365	(16)BEAL, Sarah	(8)BEAL, Sarah							
01/08/16	7:00 pm	* BUTLER	L 67-77	247	(15)NOGIC, Jovana 'Yoyo' (4)MILLER, Aliyah								
01/10/16	1:00 pm	* XAVIER	L 54-62	261	(14)NOGIC, Jovana 'Yoyo' (5)NOGIC, Jovana 'Yoyo' (5)MILLER, Aliyah								

* indicates conference game

PLAYERS RETURNING			TOTAL										3-PTS			REBOUNDS										
No.	Player	GP	GS	Min	Avg	FG	FGA	Pct	3FG	FGA	Pct	FT	FTA	Pct	Off	Def	Tot	Avg	PF	FO	A	TO	Blk	Stl	Pts	Avg
00	BEAL, Sarah	29	26	881	30.4	125	330	.379	11	57	.193	53	82	.646	28	97	125	4.3	60	0	94	76	2	50	314	10.8
	Conference-Only...	18	15	519	28.8	73	188	.388	5	33	.152	26	39	.667	15	55	70	3.9	32	0	62	44	1	28	177	9.8
11	NOGIC, Jovana 'Yoyo'	29	18	737	25.4	99	252	.393	52	128	.406	25	29	.862	13	76	89	3.1	57	0	52	83	11	21	275	9.5
	Conference-Only...	18	8	404	22.4	54	153	.353	23	73	.315	13	14	.929	9	36	45	2.5	33	0	28	44	7	10	144	8.0
22	MILLER, Aliyah	28	20	706	25.2	93	226	.412	0	1	.000	41	72	.569	39	101	140	5.0	77	3	22	57	7	18	227	8.1
	Conference-Only...	17	10	377	22.2	47	115	.409	0	1	.000	10	21	.476	20	59	79	4.6	44	1	9	29	5	9	104	6.1
23	CHE, Clara	29	3	590	20.3	63	161	.391	33	84	.393	16	26	.615	2	32	34	1.2	32	0	34	69	0	13	175	6.0
	Conference-Only...	18	3	414	23.0	43	116	.371	24	59	.407	8	15	.533	2	20	22	1.2	23	0	26	45	0	10	118	6.6
21	JOLIN, Maddie	29	14	511	17.6	55	158	.348	22	70	.314	29	41	.707	6	44	50	1.7	55	2	29	51	0	29	161	5.6
	Conference-Only...	18	13	406	22.6	47	127	.370	19	54	.352	18	28	.643	5	36	41	2.3	39	1	25	40	0	23	131	7.3
10	BOTTEGHI, Allegra	27	9	451	16.7	48	126	.381	14	50	.280	16	25	.640	29	75	104	3.9	40	0	18	37	2	16	126	4.7
	Conference-Only...	18	8	369	20.5	42	107	.393	13	43	.302	13	21	.619	26	59	85	4.7	33	0	17	29	2	15	110	6.1
03	MEYER, Erica	28	1	387	13.8	27	76	.355	0	0	.000	20	36	.556	16	48	64	2.3	74	4	14	25	41	7	74	2.6
	Conference-Only...	17	1	260	15.3	22	56	.393	0	0	.000	10	21	.476	11	32	43	2.5	52	4	10	17	24	3	54	3.2
25	FRIAS, Brianna	29	28	526	18.1	27	81	.333	0	0	.000	13	27	.481	38	52	90	3.1	64	1	11	40	17	15	67	2.3
	Conference-Only...	18	17	294	16.3	20	58	.345	0	0	.000	6	16	.375	25	27	52	2.9	37	0	7	24	9	9	46	2.6
24	AHO, Rachel	24	0	199	8.3	16	51	.314	0	0	.000	9	13	.692	17	25	42	1.8	23	1	6	9	4	3	41	1.7
	Conference-Only...	14	0	115	8.2	7	30	.233	0	0	.000	3	4	.750	7	13	20	1.4	13	0	5	5	1	2	17	1.2
01	PARKER, Alise	4	0	12	3.0	2	2	1.000	0	0	.000	0	0	.000	1	2	3	0.8	0	0	1	0	0	1	4	1.0
	Conference-Only...	2	0	7	3.5	1	1	1.000	0	0	.000	0	0	.000	1	2	3	1.5	0	0	0	0	0	1	2	1.0
PLAYERS NOT RETURNING			TOTAL										3-PTS			REBOUNDS										
No.	Player	GP	GS	Min	Avg	FG	FGA	Pct	3FG	FGA	Pct	FT	FTA	Pct	Off	Def	Tot	Avg	PF	FO	A	TO	Blk	Stl	Pts	Avg
30	ISKOLA, Evi	29	26	747	25.8	68	144	.472	4	14	.286	31	44	.705	32	46	78	2.7	35	0	37	45	4	17	171	5.9
	Conference-Only...	18	15	435	24.2	45	93	.484	2	7	.286	23	29	.793	17	22	39	2.2	27	0	26	27	3	14	115	6.4
02	LEWIS, Alison	9	0	78	8.7	5	22	.227	0	1	.000	1	2	.500	4	11	15	1.7	7	0	3	11	2	4	11	1.2
	Conference-Only...	0	0	0	0.0	0	0	.000	0	0	.000	0	0	.000	0	0	0	0.0	0	0	0	0	0	0	0	0.0
TM	TEAM.....														65	57	122	4.2	0			17			0	
	Conference-Only...														42	33	75	4.2	0			7			0	
	Total.....	29				628	1629	.386	136	405	.336	254	397	.640	290	666	956	33.0	524	11	321	520	90	194	1646	56.8
	Conference-Only...	18				401	1044	.384	86	270	.319	130	208	.625	180	394	574	31.9	333	6	215	311	52	124	1018	56.6
	Opponents.....	29				743	1705	.436	165	512	.322	388	558	.695	383	767	1150	39.7	482	-	408	436	114	241	2039	70.3
	Conference-Only...	18				497	1080	.460	113	328	.345	256	358	.715	244	491	735	40.8	276	2	278	261	81	150	1363	75.7



St. John's

QUICK FACTS

Location: Queens, N.Y. 11439
 Nickname: Red Storm
 Colors: Red and White
 Enrollment: 20,881
 Interim Director of Athletics: Kathy Meehan
 Home Court: Carnesecca Arena (5,602)/
 Madison Square Garden (19,786)
 Press Row Phone: (718) 990-5713 (CA)/
 (212) 631-8890 (MSG)
 2015-16 Overall Record: 23-10
 2015-16 BIG EAST Record/Finish: 11-7/4th
 Letterwinners Returning/Lost: 8/3
 Starters Returning/Lost: 3/2

COACHING STAFF

Head Coach: Joe Tartamella
 Alma Mater: James Madison '01
 Assistant Coach: Tasha Pointer (Rutgers '01)
 Assistant Coach: Jonath Nicholas (Trinity University '97)
 Assistant Coach: Da'Shena Stevens (St. John's '12)
 Director of Basketball Operations: Veronica Mullen
 (Adelphi '03)

SPORTS INFORMATION

Basketball Office Phone: (718) 990-6002
 SID Contact: Mike Stainkamp
 Office Phone: (718) 990-1522
 Cell Phone: (516) 398-0693
 Email Address: stainkam@stjohns.edu
 Web Address: www.redstormsports.com

DID YOU KNOW?


The Red Storm claimed their first BIG EAST Tournament title since 1984 in 2016. Earning its third crown overall, St. John's became the first No. 4 seed to win the tourney and the lowest seed since fifth-seeded Boston College won in 2004.



KATHY MEEHAN
Interim Director of Athletics



JOE TARTAMELLA
Head Coach



MIKE STAINKAMP
Assistant Director of
Athletic Communications

News & Notes

The BIG Picture

St. John's is coming off its first BIG EAST Tournament title since 1988 and its fourth overall, but this Red Storm team which has earned NCAA Championship berths twice in the last three seasons faces a new obstacle. St. John's will have to figure out life without 2016 WNBA Draft picks Aliyah Handford and Danaejah Grant. Over the past three seasons, Handford and Grant have accounted for nearly 50 percent (49.5) of St. John's points, collecting countless league and national recognitions along the way. The new-look Red Storm will be tested regularly during non-conference play this coming year as five of their opponents are coming off NCAA Tournament appearances, including three of their first five foes.

Who's Returning

St. John's returns three starters and eight letterwinners from last year's squad, headlined by Jade Walker and Aaliyah Lewis. Both Walker and Lewis are coming off career seasons, ranking third and

fourth behind Grant and Handford in scoring, respectively. Both players increased their scoring and rebounding figures while reducing turnovers from 2014-15. Akina Wellere, who saw action in all 33 games last year, also returns for the Red Storm.

Who's Gone

St. John's is arguably hit hardest among all BIG EAST teams by graduation this year. Handford graduated as the Red Storm's all-time points leader and garnered All-America recognition twice, while Grant, who spent her freshman season at Clemson, won the league's overall scoring title this year en route to All-BIG EAST First Team honors.

Storylines

With the graduations of Aliyah Handford and Danaejah Grant, fifth-year head coach Joe Tartamella will need scorers to step up. A trio of incoming guards show promise for the Red Storm, with Minneapolis native Andrayah Adams scoring 3,000 points in high school, transfer Kendyl Nunn out of Illinois-Chicago serving as a deep threat and Alisha Kebbe out of Philadelphia is one of the top-ranked guards in the Class of 2016. The new cast of characters along with veterans Aaliyah Lewis and Jade Walker will have to learn to adjust on the fly as the challenging non-conference schedule Tartamella has built gets rolling rather quickly.

AALIYAH LEWIS

SCHEDULE

November

Date	Day	Opponent	Network TV
13	Sun.	vs. William & Mary (Towson, Md.)	
17	Thurs.	Duquesne	
20	Sun.	Miami	
25	Fri.	vs. Virginia (Las Vegas, Nev.)	
26	Sat.	vs. Arizona State (Las Vegas, Nev.)	
30	Wed.	Albany	

December

3	Sat.	Lafayette	
7	Wed.	Rutgers	
13	Tues.	at Fordham	
17	Sat.	Wagner	
21	Wed.	James Madison	
30	Fri.	at SETON HALL	FS2

January

2	Mon.	at XAVIER	CBSSN
5	Thurs.	at BUTLER	BEDN
8	Sun.	MARQUETTE	BEDN
10	Tues.	DePAUL	BEDN
13	Fri.	at GEORGETOWN	FS1
15	Sun.	at VILLANOVA	BEDN
20	Fri.	CREIGHTON	BEDN
22	Sun.	PROVIDENCE	BEDN
27	Fri.	BUTLER	BEDN
29	Sun.	XAVIER	BEDN

February

3	Fri.	at DePAUL	BEDN
5	Sun.	at MARQUETTE	BEDN
10	Fri.	VILLANOVA	FS1
12	Sun.	GEORGETOWN	BEDN
17	Fri.	at PROVIDENCE	BEDN
19	Sun.	at CREIGHTON	BEDN
26	Sun.	SETON HALL	BEDN

All dates are subject to change
BIG EAST games in all CAPS



ROSTER

NO.	NAME	POS.	CL.	HT.	HOMETOWN/ PREVIOUS SCHOOL
0	Alisha Kebbe	G	Fr.	5-10	Philadelphia, Pa./Neumann-Goretti
1	Tamesha Alexander	G	Jr.	5-7	Philadelphia, Pa./The Shipley School
2	Kendyl Nunn	G	Grad.	5-10	Chicago, Ill./Illinois-Chicago
3	Tiana England	G	Fr.	5-7	Stamford, Conn./Stamford
4	Aaliyah Lewis	G	Sr.	5-5	Staten Island, N.Y./ Bishop Ford (Brooklyn, N.Y.)
5	Shamachya Duncan	G	Fr.	5-6	Staten Island, N.Y./The Patrick School
13	Crystal Simmons	G	Jr.	5-10	Madrid, Spain/Life Center Academy (N.J.)
15	Andrayah Adams	G	Fr.	5-10	Minneapolis, Minn./Como Park
20	Akina Wellere	G/F	So.	5-11	Chicago, Ill./Gwendolyn Brooks College Preparatory Academy
23	Jordan Agustus	F	So.	6-1	Bronx, N.Y./St. Mary's
24	Jade Walker	F	Sr.	6-1	Maplewood, N.J./DePaul Catholic
33	Sandra Udobi	F	R-Sr.	6-2	Delta State, Nigeria/Life Center Academy
34	Maya Singleton	F	Jr.	6-0	Indian Head, Md./Trinity Valley CC
35	Imani Littleton	F	Jr.	6-3	San Diego, Calif./The Bishop's School

Head Coach: Joe Tartamella

Assistant Coach: Tasha Pointer

Assistant Coach: Jonath Nicholas

Assistant Coach: Da'Shena Stevens

Director of Basketball Operations: Veronica Mullen

Assistant Director of Basketball Operations: Matt Bernstein



St. John's

HEAD COACH JOE TARTAMELLA



PROFILE: Hired at St. John's – April 27, 2012

Personal – Native of St. James, N.Y.; married (Shannon) with two sons (Brady and JJ).

Education – B.A. from James Madison (2001), MBA from St. John's University (2004).

Coaching File – Associate Head Coach, St. John's (2008-12); Assistant Coach, St. John's (2005-08); Assistant men's coach, SUNY Maritime (2004-05); graduate assistant, St. John's (2002-04); assistant men's coach, St. Anthony's High School (2001-02).

Highlights – St. John's won its first BIG EAST Tournament title since 1984 and third overall in 2016 ... the Red Storm have earned national postseason bids in all four years under Tartamella ... St. John's made back-to-back NCAA appearances during his first two seasons and received an automatic bid in 2016 ... advanced to the third round of the WNIT in 2015 ... advanced to the NCAA Tournament Second Round in 2014 after knocking out higher-seeded USC in the First Round ... advanced to their first BIG EAST Championship title game since 1988 in 2014 ... was an assistant on the St. John's staff which made four trips to the NCAA Tournament, including its first ever Sweet 16 appearance (2012).

TARTAMELLA'S YEAR-BY-YEAR HISTORY

YEAR	SCHOOL	OVERALL	BIG EAST	BIG EAST TOURNAMENT	NCAA POSTSEASON	WNIT POSTSEASON
2012-13	St. John's	18-13	11-5 (T-3rd)	1-1	0-1	
2013-14	St. John's	23-11	13-5 (2nd)	2-1	1-1	
2014-15	St. John's	23-11	11-7 (4th)	1-1		2-1
2015-16	St. John's	23-10	11-7 (4th)	3-0	0-1	
CAREER	4 Years	87-45 (.659)	46-24 (.657)	7-3 (.700)	1-3 (.250)	2-1 (.667)

TARTAMELLA'S RECORD

Career Record (4 years)

87-45 (.659)

St. John's Record (4 years)

87-45 (.659)

BIG EAST Regular Season Record (4 years)

46-24 (.657)

BIG EAST Tournament Record (4 appearances)

7-3 (.700)

NCAA Record (3 appearances)

1-3 (.250)

WNIT Record (1 appearance)

2-1 (.667)

ST. JOHN'S IN THE BIG EAST

	Overall	BIG EAST	Reg. Seas. Finish
1982-83	27-6	7-1	tied-1st
1983-84	24-6	5-3	tied-3rd
1984-85	18-11	12-4	tied-1st
1985-86	19-9	11-5	4th
1986-87	16-13	9-7	tied-4th
1987-88	22-10	10-6	tied-3rd
1988-89	10-18	5-11	7th
1989-90	12-17	5-11	tied-7th
1990-91	16-12	10-6	tied-3rd
1991-92	14-14	7-11	tied-5th
1992-93	12-16	5-13	8th
1993-94	8-20	4-14	9th
1994-95	15-12	10-8	tied-4th
1995-96	6-21	4-14	6th BE 6
1996-97	5-22	3-15	6th BE 6
1997-98	6-21	4-14	6th BE 6
1998-99	13-18	7-11	8th
1999-00	11-18	5-11	tied-9th
2000-01	8-20	3-13	tied-12th
2001-02	3-24	0-16	14th
2002-03	8-19	2-14	14th
2003-04	10-18	4-12	11th
2004-05	20-11	7-9	tied-6th
2005-06	22-8	11-5	tied-3rd
2006-07	8-20	4-12	12th
2007-08	18-15	7-9	10th
2008-09	19-15	4-12	tied-13th
2009-10	25-7	12-4	tied-4th
2010-11	22-11	9-7	tied-7th
2011-12	24-10	13-3	tied-2nd
2012-13	18-13	11-5	tied-3rd
2013-14	23-11	13-5	2nd
2014-15	23-11	11-7	4th
2015-16	23-10	11-7	4th



RESULTS & STATISTICS

RECORD:
All Games
Conference
Non-Conference

OVERALL
23-10
11-7
12-3

HOME
11-3
6-3
5-0

AWAY
10-6
5-4
5-2

NEUTRAL
2-1
0-0
2-1

ATTENDANCE SUMMARY
HOME
AWAY
NEUTRAL
TOTAL

GAMES
14
16
3
33

TOTALS
25895
27059
8844
61798

AVG/GAME
1850
1691
2948
1873

Date	Time	Opponent	Score	Attend.	High Points	High Rebounds
11/13/15	5:00 pm	at UCLA	L 58-73	6674	(14)HANDFORD, Aliyyah	(8)LITTLETON, Imani
11/15/15	2:00 pm	at UC Irvine	W 85-63	331	(28)GRANT, Danaejah	(7)JUDOBI, Sandra
11/19/15	7:00 pm	at Rutgers	W 69-62	2226	(20)WALKER, Jade	(11)GRANT, Danaejah
11/22/15	7:00 pm	MARIST	W 61-47	611	(19)HANDFORD, Aliyyah	(8)GRANT, Danaejah (8)HANDFORD, Aliyyah
11/29/15	2:00 pm	SOUTH FLORIDA	W 74-70	535	(27)GRANT, Danaejah	(6)HANDFORD, Aliyyah
12/3/15	7:00 pm	SACRED HEART	W 67-54	781	(24)HANDFORD, Aliyyah	(9)GRANT, Danaejah
12/06/15	2:05 pm	at Kansas	W 86-71	2476	(33)HANDFORD, Aliyyah	(8)WALKER, Jade
12/09/15	7:35 pm	YALE	W 69-56	5602	(23)GRANT, Danaejah	(6)GRANT, Danaejah
12/13/15	2:00 pm	at UCF	W 70-42	1328	(23)GRANT, Danaejah	(9)GRANT, Danaejah
12/19/15	4:30 pm	at Duquesne	L 57-76	402	(22)WALKER, Jade	(12)WALKER, Jade
12/22/15	2:00 pm	FAIRFIELD	W 73-54	408	(22)HANDFORD, Aliyyah	(8)LITTLETON, Imani (8)GRANT, Danaejah
12/29/15	6:01 pm	* at Creighton	W 66-55	1563	(18)HANDFORD, Aliyyah (18)LEWIS, Aaliyah	(8)WALKER, Jade
12/31/15	1:00 pm	* at Providence	W 80-61	257	(23)HANDFORD, Aliyyah	(5)LITTLETON, Imani (5)WALKER, Jade
01/03/16	5:00 pm	* DEPAUL	L 61-71	660	(14)HANDFORD, Aliyyah	(10)GRANT, Danaejah
01/05/16	7:00 pm	* MARQUETTE	WOT 81-77	448	(27)GRANT, Danaejah	(8)WALKER, Jade
01/09/16	2:00 pm	* SETON HALL	W 71-69	3061	(29)GRANT, Danaejah	(13)GRANT, Danaejah
01/15/16	12:00 pm	* at Georgetown	W 65-60	733	(17)GRANT, Danaejah	(10)WALKER, Jade

Date	Time	Opponent	Score	Attend.	High Points	High Rebounds
01/17/16	1:00 pm	* at Villanova	L 54-58	1059	(20)GRANT, Danaejah	(5)WELLER, Akina
01/22/16	7:00 pm	* BUTLER	W 68-41	805	(16)HANDFORD, Aliyyah	(10)HANDFORD, Aliyyah
01/24/16	1:00 pm	* XAVIER	W 57-41	444	(20)WALKER, Jade	(11)WALKER, Jade
01/29/16	7:00 pm	* at Marquette	L 64-67	1131	(19)GRANT, Danaejah	(9)HANDFORD, Aliyyah
01/31/16	12:00 pm	* at DePaul	L 71-77	2812	(24)GRANT, Danaejah	(14)WALKER, Jade
02/07/16	1:30 pm	* at Seton Hall	W 72-64	1697	(22)LEWIS, Aaliyah	(6)WALKER, Jade
02/12/16	8:00 pm	* VILLANOVA	L 59-71	2951	(22)GRANT, Danaejah	(8)HANDFORD, Aliyyah
02/14/16	2:00 pm	* GEORGETOWN	W 63-55	3120	(20)GRANT, Danaejah	(8)HANDFORD, Aliyyah
02/19/16	7:00 pm	* at Xavier	W 69-56	1694	(29)GRANT, Danaejah	(9)HANDFORD, Aliyyah
02/21/16	2:00 pm	* at Butler	L 58-62	545	(27)GRANT, Danaejah	(11)GRANT, Danaejah
02/26/15	11:00 am	* PROVIDENCE	W 69-54	5227	(27)GRANT, Danaejah	(7)GRANT, Danaejah (27)HANDFORD, Aliyyah
02/28/16	3:00 pm	* CREIGHTON	L 57-64	1242	(19)HANDFORD, Aliyyah	(7)HANDFORD, Aliyyah (7)LEWIS, Aaliyah (7)JUDOBI, Sandra
03/06/16	8:30 pm	vs Georgetown	W 65-52	2234	(22)HANDFORD, Aliyyah	(7)WALKER, Jade
03/07/16	5:30 pm	at DePaul	W 75-66	2131	(23)HANDFORD, Aliyyah	(10)GRANT, Danaejah
03/08/16	7:00 pm	vs Creighton	W 50-37	1620	(14)LEWIS, Aaliyah	(8)LEWIS, Aaliyah
03/18/16	6:30 pm	vs Auburn	L 57-68	4990	(25)GRANT, Danaejah	(6)GRANT, Danaejah

* indicates conference game

PLAYERS RETURNING		TOTAL										3-PTS			REBOUNDS											
No.	Player	GP	GS	Min	Avg	FG	FGA	Pct	3FG	FGA	Pct	FT	FTA	Pct	Off	Def	Tot	Avg	PF	FO	A	TO	Blk	Stl	Pts	Avg
24	WALKER, Jade	32	2	704	22.0	129	258	.500	2	10	.200	37	51	.725	66	115	181	5.7	91	6	24	68	26	12	297	9.3
	Conference-Only...	17	1	380	22.4	67	141	.475	0	2	.000	13	18	.722	44	62	106	6.2	45	3	14	36	15	5	147	8.6
04	LEWIS, Aaliyah	33	33	1162	35.2	82	217	.378	23	69	.333	75	99	.758	23	69	92	2.8	48	0	129	72	0	43	262	7.9
	Conference-Only...	18	18	637	35.4	50	125	.400	15	43	.349	43	54	.796	13	35	48	2.7	26	0	70	35	0	21	158	8.8
20	WELLER, Akina	33	0	642	19.5	60	159	.377	24	88	.273	20	32	.625	14	65	79	2.4	52	1	38	44	3	16	164	5.0
	Conference-Only...	18	0	324	18.0	31	86	.360	8	41	.195	8	15	.533	4	34	38	2.1	23	0	19	24	1	7	78	4.3
35	LITTLETON, Imani	33	33	717	21.7	50	88	.568	0	1	.000	14	31	.452	50	96	146	4.4	76	1	17	32	23	15	114	3.5
	Conference-Only...	18	18	417	23.2	31	55	.564	0	0	.000	5	11	.455	24	54	78	4.3	41	0	12	17	20	10	67	3.7
33	JUDOBI, Sandra	30	29	407	13.6	29	65	.446	0	0	.000	20	24	.833	20	63	83	2.8	20	0	12	16	11	9	78	2.6
	Conference-Only...	16	15	196	12.3	16	39	.410	0	0	.000	15	17	.882	13	34	47	2.9	9	0	6	8	4	4	47	2.9
13	SIMMONS, Crystal	33	2	445	13.5	16	58	.276	8	32	.250	7	24	.292	8	36	44	1.3	56	1	18	18	8	20	47	1.4
	Conference-Only...	18	2	264	14.7	9	30	.300	3	16	.188	5	18	.278	6	18	24	1.3	34	1	15	8	5	12	26	1.4
23	AGUSTUS, Jordan	23	0	159	6.9	12	33	.364	0	0	.000	6	10	.600	6	29	35	1.5	22	0	8	11	10	6	30	1.3
	Conference-Only...	12	0	96	8.0	6	19	.316	0	0	.000	5	8	.625	4	16	20	1.7	17	0	7	7	9	4	17	1.4
01	ALEXANDER, Tamesha	21	0	130	6.2	7	18	.389	0	0	.000	5	12	.417	4	9	13	0.6	14	0	7	12	1	4	19	0.9
	Conference-Only...	11	0	64	5.8	4	10	.400	0	0	.000	4	7	.571	1	4	5	0.5	9	0	2	6	0	2	12	1.1
PLAYERS NOT RETURNING		TOTAL										3-PTS			REBOUNDS											
No.	Player	GP	GS	Min	Avg	FG	FGA	Pct	3FG	FGA	Pct	FT	FTA	Pct	Off	Def	Tot	Avg	PF	FO	A	TO	Blk	Stl	Pts	Avg
15	GRANT, Danaejah	33	33	1187	36.0	239	479	.499	35	101	.347	133	195	.682	63	144	207	6.3	80	1	65	82	13	49	646	19.6
	Conference-Only...	18	18	654	36.3	134	255	.525	20	56	.357	71	108	.657	35	78	113	6.3	43	1	38	46	10	24	359	19.9
03	HANDFORD, Aliyyah	33	33	1069	32.4	227	500	.454	8	24	.333	82	132	.621	41	138	179	5.4	100	5	111	120	21	83	544	16.5
	Conference-Only...	18	18	593	32.9	113	275	.411	4	15	.267	44	70	.629	29	81	110	6.1	58	4	64	69	15	46	274	15.2
05	SPRUILL, Kimberly	3	0	3	1.0	0	1	.000	0	1	.000	0	0	.000	0	2	2	0.7	1	0	0	0	0	0	0	0.0
	Conference-Only...	0	0	0	0.0	0	0	.000	0	0	.000	0	0	.000	0	0	0	0.0	0	0	0	0	0	0	0	0.0
TM	TEAM.....														53	69	122	3.7	1			8			0	
	Conference-Only...														32	36	68	3.8	1			2			0	
	Total.....	33				851	1876	.454	100	326	.307	399	610	.654	348	835	1183	35.8	561	15	429	483	116	257	2201	66.7
	Conference-Only...	18				461	1035	.445	50	173	.289	213	326	.653	205	452	657	36.5	306	9	247	258	79	135	1185	65.8
	Opponents.....	33				723	1878	.385	167	544	.307	381	565	.674	394	771	1165	35.3	576	-	371	542	84	227	1994	60.4
	Conference-Only...	18				403	1022	.394	96	301	.319	201	303	.663	213	415	628	34.9	310	7	211	282	48	130	1103	61.3



Seton Hall

QUICK FACTS

Location: South Orange, N.J. 07079
 Nickname: Pirates
 Colors: Blue and White
 Enrollment: 9,700
 Director of Athletics: Patrick Lyons
 Home Court: Walsh Gymnasium (1,655)
 Press Row Phone: (973) 761-1816
 2015-16 Overall Record: 23-9
 2015-16 BIG EAST Record/Finish: 12-6/T-2nd
 Letterwinners Returning/Lost: 6/6
 Starters Returning/Lost: 1/4

COACHING STAFF

Head Coach: Tony Bozzella
 Alma Mater: Seton Hall '89
 Assistant Coach: Lauren DeFalco (Iona '08)
 Assistant Coach: Tiffany Jones-Smart (Saint Peter's '06)
 Assistant Coach: Marissa Flagg (Iona '11)
 Director of Player Development: Nick DiPillo
 (Fairleigh Dickinson '03)
 Director of Basketball Operations: Allison Skrec
 (Manhattan '14)
 Coordinator of Basketball Operations: Chizoba Ekedigwe
 (Seton Hall '15)
 Coordinator of Basketball Operations: Raven Gerald
 (West Texas A&M '14)

SPORTS INFORMATION

Basketball Office Phone: (973) 761-9298
 SID Contact: Bobby Mullen
 Office Phone: (973) 761-9493
 Cell Phone: (609) 923-4463
 E-mail Address: bobby.mullen@shu.edu
 Web Address: www.shupirates.com

DID YOU KNOW?

Seton Hall has enjoyed its most successful stretch since Tony Bozzella took the reins prior to the start of the 2013-14 campaign. The Hall's three-year record of 71-29 is its most successful in program history and its 71 wins during that stretch is more than its previous six seasons combined.



all-league point guard Shakena Richardson. With Richardson graduated, Smith will be counted on more for ball-handling duties in 2016-17.



PATRICK LYONS
Director of Athletics



TONY BOZZELLA
Head Coach



BOBBY MULLEN
Associate Director of
Athletics Communications

News & Notes

The BIG Picture

After returning just one starter in 2015-16, expectations were mild for the Pirates as the league's coaches picked them to finish fifth. Fast forward to March and The Hall was in the midst of its third consecutive 20-win season under third-year head coach Tony Bozzella, finishing in a tie for second in the BIG EAST standings and earning their second straight NCAA Tournament at-large berth. Bozzella will need to work his magic once again in 2016-17 as only one starter is back from last season's campaign.

Who's Returning

Senior center Lubirdia Gordon is The Hall's top returner, coming off a junior season in which she averaged 5.5 points and 6.8 boards per game. Gordon's playing time tapered a bit towards the end of the season, but she still finished among the league leaders in rebounding and blocks. Sophomore guard LaTecia Smith earned a trio of starts as a rookie last year, backing up veteran

Who's Gone

The Pirates graduate over 80 percent of their scoring from last year, including the reigning BIG EAST scoring champion Tabatha Richardson-Smith, and the league's top rebounder in '15-16, Tiffany Jones. Richardson-Smith, Aleesha Powell and Shakena Richardson all garnered All-BIG EAST accolades and graduated in May.

Storylines

The Pirates have entered the season as underdogs for quite some time, something fourth-year head coach Tony Bozzella has used as bulletin board material since returning to his alma mater three years ago. In each of Bozzella's three seasons, The Hall has defied those expectations, earning national postseason berths, including back-to-back at-large NCAA Tournament invites, and battling their way into the top 25. Bozzella always seems to have a trick, or transfer, up his sleeve that elevates Seton Hall to the next level, and this year's roster may be no different with Louisiana Tech transfer JaQuan Jackson now eligible and primed to lead the Pirates in scoring. Eyes will be on Kaela Hilaire as well, coming off a senior season which she averaged 29.8 points per game and was named Newsday Girls Player of the Year.

MARTHA KUDERER

SCHEDULE

November

Date	Day	Opponent	Network TV
11	Fri.	Savannah State	
15	Tues.	at Marist	
17	Thurs.	Boston College	
20	Sun.	at Minnesota	
26	Sat.	Central Connecticut State	
27	Sun.	San Diego State/UT-Arlington	
30	Wed.	at Princeton	

December

4	Sun.	Wake Forest	
7	Wed.	LIU Brooklyn	
13	Tues.	at Rutgers	
18	Sun.	Rider	
30	Fri.	ST. JOHN'S	FS2

January

2	Mon.	at BUTLER	FS1
4	Wed.	at XAVIER	BEDN
8	Sun.	DePAUL	BEDN
10	Tues.	MARQUETTE	BEDN
13	Fri.	at VILLANOVA	BEDN
15	Sun.	at GEORGETOWN	BEDN
20	Fri.	PROVIDENCE	FS2
22	Sun.	CREIGHTON	BEDN
27	Fri.	XAVIER	BEDN
29	Sun.	BUTLER	BEDN

February

3	Fri.	at MARQUETTE	BEDN
5	Sun.	at DePAUL	BEDN
10	Fri.	GEORGETOWN	BEDN
12	Sun.	VILLANOVA	BEDN
17	Fri.	at CREIGHTON	BEDN
19	Sun.	at PROVIDENCE	BEDN
26	Sun.	ST. JOHN'S	BEDN

All dates are subject to change
BIG EAST games in all CAPS



ROSTER

NO.	NAME	POS.	CL.	HT.	HOMETOWN/ PREVIOUS SCHOOL
00	JaQuan Jackson	G	R-Jr.	5-8	Killeen, Texas/ Harker Heights Louisiana Tech
1	Kaela Hilaire	G	Fr.	5-5	Floral Park, N.Y./Floral Park
2	Tyeisha Smith	G	Fr.	5-8	Baltimore, Md./St. Frances Academy
3	LaTecia "TT" Smith	G	So.	5-6	Gardenia, Calif./Narbonne
4	Kaity Healy	G	R-Fr.	5-6	Colts Neck, N.J./Colts Neck
5	Martha Kuderer	G/F	So.	5-11	Eden Prairie, Minn./Chanhassen
10	Ali Fitzgerald	G	Fr.	5-8	Fairport, N.Y./Penfield
15	Deja Winters	G/F	Fr.	5-11	Richmond Heights, Ohio/ Richmond Heights
20	Skyler Snider	F	Fr.	5-10	Kearney, Nebraska/Kearney
23	Tara Inman	G	Sr.	5-9	Holmdel, N.J./Holmdel
24	Shadeen Samuels	G/F	Fr.	6-0	Ossining, N.Y./Ossining
25	Jordan Molyneaux	F/C	R-So.	6-2	Denver, Colo./Regis Jesuit
30	Claire Lundberg	G/F	Jr.	6-1	Andover, Minn./Anoka
31	Jayla Jones-Pack	F/C	Fr.	6-4	Amityville, N.Y./St. Anthony's
35	Lubirdia Gordon	C	Sr.	6-4	Mount Vernon, N.Y./ Mount Vernon (West Virginia)
	Taylor Brown	F	So.	6-0	Paterson, N.J./Eastside (Western Kentucky)

Head Coach: Anthony Bozzella
Assistant Coach: Lauren DeFalco
Assistant Coach: Tiffany Jones-Smart
Assistant Coach: Marissa Flagg
Director of Player Development: Nick DiPillo
Director of Basketball Operations: Allison Skrec
Coordinator of Basketball Operations: Chizoba Ekedigwe
Coordinator of Basketball Operations: Raven Gerald



Seton Hall

HEAD COACH TONY BOZZELLA



PROFILE: Hired at Seton Hall – March 2013

Personal – Married (Maria); father of two (Samantha and Joseph)

Education – B.A. in business administration, Seton Hall (1989)

Coaching File – Head Coach at Southampton (1992-00); head coach at Long Island (2000-02); head coach at Iona (2002-13)

Highlights – In his first season at Seton Hall, led the Pirates to their first 20-win season since 1995; SHU advanced to third round of the WNIT for the first time in program history; the national postseason bid was Seton Hall's first since 2007; guided three players to All-BIG EAST honors in 2014; in just his second season, The Hall had its most successful campaign in two decades – winning its first BIG EAST regular-season title, earning an at-large berth to the NCAA Tournament and returning to the national polls for the first time since 1995; was named 2015 BIG EAST Coach of the Year; Daisha Simmons was tabbed BIG EAST Defensive Player of the Year while SHU had three All-BIG EAST picks; earned its second straight at-large berth into the

NCAA Tournament following a third consecutive 20-win season in 2015-16 and finished tied for second in the BIG EAST standings; began his college head coaching career at Southampton College (Division II); he guided Southampton to a 120-104 record over eight seasons, leading the team to the ECAC Postseason Tournament for six consecutive years; in 1995, he was selected as the New York Collegiate Athletic Conference Coach of the Year; at LIU, he guided the Blackbirds to a 34-27 overall record during his two seasons in Brooklyn; he captured the 2001 Northeast Conference championship and advanced to the NCAA Championship, en route to earning the New York State Division I Coach of the Year award; spent eight years at the head coach at Iona College, where he guided the Gaels to an overall record of 138-116 during his tenure; he posted three 20-win seasons and advanced to the Metro Atlantic Athletic Conference Championship title game three times; on his Iona rosters, he had two MAAC Players of the Year, four MAAC Rookies of the Year and 21 All-MAAC players; he was named the 2005-06 MAAC Co-Coach of the Year.

BOZZELLA'S RECORD

Career Record (24 years)

377-347 (.521)

SHU Record (3 years)

71-29 (.710)

BIG EAST Regular Season Record (3 years)

35-19 (.648)

BIG EAST Tournament Record (3 appearances)

4-3 (.571)

NCAA Record (3 appearances)

0-3 (.000)

WNIT Record (5 appearances)

4-5 (.444)

SETON HALL IN THE BIG EAST

	Overall	BIG EAST	Reg. Seas. Finish
1982-83	11-16	3-5	tied-6th
1983-84	17-13	5-3	tied-3rd
1984-85	4-25	2-14	9th
1985-86	5-23	2-14	9th
1986-87	12-17	3-13	8th
1987-88	10-19	4-12	8th
1988-89	18-10	9-7	tied-4th
1989-90	21-7	11-5	3rd
1990-91	18-11	7-9	5th
1991-92	14-14	5-13	tied-8th
1992-93	14-13	8-10	6th
1993-94	27-5	16-2	2nd
1994-95	24-9	12-6	3rd
1995-96	16-13	9-9	tied-1st BE 7
1996-97	10-17	7-11	5th BE 7
1997-98	8-19	6-12	tied-4th BE 7
1998-99	6-21	3-15	13th
1999-00	11-16	5-11	tied-9th
2000-01	16-12	9-7	6th
2001-02	15-14	6-10	tied-9th
2002-03	14-15	7-9	8th
2003-04	15-15	6-10	10th
2004-05	14-14	6-10	9th
2005-06	6-21	3-13	tied-13th
2006-07	19-12	9-7	tied-8th
2007-08	13-15	3-13	tied-14th
2008-09	17-14	4-12	tied-13th
2009-10	9-21	1-15	16th
2010-11	8-22	1-15	16th
2011-12	8-23	1-15	15th
2012-13	11-20	5-11	tied-11th
2013-14	20-14	8-10	7th
2014-15	28-6	15-3	T-1st
2015-16	23-9	12-6	T-2nd

BOZZELLA'S YEAR-BY-YEAR HISTORY

Year	School	Overall	BIG EAST	BIG EAST Tourney	NCAA Postseason	WNIT Postseason
1992-93	Southampton	3-21				
1993-94	Southampton	11-16				
1994-95	Southampton	17-11				
1995-96	Southampton	16-11				
1996-97	Southampton	17-13				
1997-98	Southampton	17-12				
1998-99	Southampton	19-11				
1999-00	Southampton	20-9				
2000-01	Long Island	16-15				
2001-02	Long Island	18-12				
2002-03	Iona	1-27				
2003-04	Iona	7-21				
2004-05	Iona	6-22				
2005-06	Iona	17-12				
2006-07	Iona	21-13				1-1
2007-08	Iona	20-14				1-1
2008-09	Iona	18-13				
2009-10	Iona	18-14				0-1
2010-11	Iona	11-20				
2011-12	Iona	13-18				
2012-13	Iona	20-13				0-1
2013-14	Seton Hall	20-14	8-10 (7th)	1-1		2-1
2014-15	Seton Hall	28-6	15-3 (T-1st)	2-1	0-1	
2015-16	Seton Hall	23-9	12-6 (T-2nd)	1-1	0-1	
Career	24 Years	377-347 (.521)	35-19 (.648)	4-3 (.571)	0-3 (.000)	4-5 (.444)



RESULTS & STATISTICS

RECORD:	OVERALL	HOME	AWAY	NEUTRAL	ATTENDANCE SUMMARY	GAMES	TOTALS	AVG/GAME
All Games	23-9	11-3	9-4	3-2	Home	14	15190	1085
Conference	12-6	6-3	6-3	0-0	Away	13	19995	1538
Non-Conference	11-3	5-0	3-1	3-2	Neutral	5	4281	856
					Total	32	39466	1233

Date	Time	Opponent	Score	Attend.	High Points	High Rebounds	Date	Time	Opponent	Score	Attend.	High Points	High Rebounds
11/19/15	7:00 pm	PRINCETON	W 71-64	1130	(15)RICHARDSON-SMITH, T.	(8)RICHARDSON-SMITH, T.	01/17/16	1:00 pm	* at Georgetown	W 83-75	541	(29)RICHARDSON-SMITH, T.	(12)JONES, Tiffany
11/21/15	2:00 pm	at Saint Joseph's	W 66-54	921	(21)RICHARDSON-SMITH, T.	(14)JONES, Tiffany	01/22/16	7:00 pm	* XAVIER	W 82-66	1145	(27)RICHARDSON-SMITH, T.	(7)RICHARDSON-SMITH, T.
11/24/15	7:00 pm	at UT-Arlington	W 61-54	836	(14)RICHARDSON, Shakena	(8)JONES, Tiffany	01/24/16	2:00 pm	* BUTLER	W 98-77	809	(26)RICHARDSON-SMITH, T.	(11)RICHARDSON-SMITH, T.
11/26/15	6:30 pm	vs North Carolina State	W 58-55	133	(18)RICHARDSON-SMITH, T.	(12)JONES, Tiffany	01/29/16	12:00 pm	* at DePaul	W 83-74	3001	(24)POWELL, Aleesha	(10)JONES, Tiffany
11/27/15	9:00 pm	vs Northern Iowa	W 57-49	133	(20)RICHARDSON-SMITH, T.	(8)GORDON, Lubirdia	01/31/16	2 pm	* at Marquette	L 82-89	1527	(28)RICHARDSON-SMITH, T.	(9)RICHARDSON-SMITH, T.
11/13/15	11:00 am	BRYANT	W 93-57	1132	(25)RICHARDSON-SMITH, T.	(7)GORDON, Lubirdia	02/07/16	1:30 pm	* ST. JOHN'S	L 64-72	1697	(18)RICHARDSON-SMITH, T.	(13)GORDON, Lubirdia
11/16/15	7:00 pm	RUTGERS	W 77-49	1628	(20)JONES, Tiffany	(13)JONES, Tiffany	02/12/16	7:00 pm	* GEORGETOWN	L 65-73	959	(28)POWELL, Aleesha	(5)RICHARDSON-SMITH, T.
12/06/15	2:00 pm	at Georgia	L 52-70	3013	(13)RICHARDSON-SMITH, T.	(7)RICHARDSON-SMITH, T.	02/14/16	2:00 pm	* VILLANOVA	W 60-50	1231	(27)RICHARDSON-SMITH, T.	(11)GORDON, Lubirdia
12/09/15	7:00 pm	FORDHAM	W 66-54	1002	(26)POWELL, Aleesha	(7)GORDON, Lubirdia	02/19/16	7:00 pm	* at Butler	W 72-67	1079	(27)RICHARDSON-SMITH, T.	(14)JONES, Tiffany
12/12/15	5:00 pm	at Liberty	W 92-56	1990	(21)JONES, Tiffany	(8)GORDON, Lubirdia	02/21/16	2:00 pm	* at Xavier	W 72-67	1812	(21)POWELL, Aleesha	(16)JONES, Tiffany
12/10/15	12:00 pm	SAINT PETER'S	W 81-65	866	(17)POWELL, Aleesha	(12)RICHARDSON-SMITH, T.	02/26/16	7:00 pm	* CREIGHTON	W 77-71	886	(22)RICHARDSON-SMITH, T.	(13)RICHARDSON-SMITH, T.
12/29/15	1:00 pm	* at Providence	W 64-54	525	(16)RICHARDSON-SMITH, T.	(10)JONES, Tiffany	02/28/16	6:07 pm	* PROVIDENCE	W 71-54	1012	(18)JONES, Tiffany	(13)RICHARDSON-SMITH, T.
12/31/15	1:00 pm	* at Creighton	W 86-82	780	(27)RICHARDSON-SMITH, T.	(9)JONES, Tiffany	03/06/16	2:30 pm	vs Marquette	W 93-86	1884	(29)JONES, Tiffany	(18)JONES, Tiffany
01/03/16	2:00 pm	* MARQUETTE	W 99-68	842	(20)RICHARDSON-SMITH, T.	(12)JONES, Tiffany	03/07/16	3:00 pm	vs Creighton	L 56-77	2131	(20)RICHARDSON, Shakena	(8)JONES, Tiffany
01/05/16	7:00 pm	* DEPAUL	L 74-86	851	(23)POWELL, Aleesha	(16)JONES, Tiffany	03/19/16	1:30 pm	vs Duquesne	L 76-97		(17)RICHARDSON-SMITH, T.	(6)GORDON, Lubirdia
01/09/16	2:00 pm	* at St. John's	L 69-71	3061	(34)RICHARDSON-SMITH, T.	(12)JONES, Tiffany						(6)POWELL, Aleesha	
01/15/16	7:00 pm	* at Villanova	L 45-55	909	(20)RICHARDSON-SMITH, T.	(12)RICHARDSON-SMITH, T.							

* indicates conference game

PLAYERS RETURNING		TOTAL										3-PTS			REBOUNDS											
No.	Player	GP	GS	Min	Avg	FG	FGA	Pct	3FG	FGA	Pct	FT	FTA	Pct	Off	Def	Tot	Avg	PF	FO	A	TO	Blk	Stl	Pts	Avg
35	GORDON, Lubirdia	32	31	712	22.3	77	141	.546	0	0	.000	23	47	.489	97	119	216	6.8	88	4	5	35	74	10	177	5.5
	Conference-Only...	18	17	405	22.5	47	78	.603	0	0	.000	14	26	.538	57	68	125	6.9	43	3	4	23	41	6	108	6.0
00	SMITH, LaTecia	31	3	366	11.8	40	100	.400	0	5	.000	20	31	.645	24	36	60	1.9	43	0	34	39	2	32	100	3.2
	Conference-Only...	17	3	211	12.4	25	64	.391	0	4	.000	8	17	.471	15	25	40	2.4	26	0	22	20	2	19	58	3.4
23	INMAN, Tara	2	0	17	8.5	2	4	.500	2	3	.667	0	0	.000	1	1	2	1.0	2	0	1	1	0	3	6	3.0
	Conference-Only...	0	0	0	0.0	0	0	.000	0	0	.000	0	0	.000	0	0	0	0.0	0	0	0	0	0	0	0	0.0
25	MOLYNEAUX, Jordan	30	3	298	9.9	29	46	.630	0	0	.000	4	12	.333	19	24	43	1.4	50	1	1	11	18	13	62	2.1
	Conference-Only...	16	3	184	11.5	22	36	.611	0	0	.000	2	6	.333	11	15	26	1.6	24	0	1	8	15	9	46	2.9
05	KUDERER, Martha	20	0	142	7.1	13	31	.419	9	20	.450	3	4	.750	6	14	20	1.0	8	0	2	3	1	4	38	1.9
	Conference-Only...	10	0	73	7.3	4	12	.333	4	7	.571	2	2	1.000	3	8	11	1.1	2	0	1	1	1	1	14	1.4
30	LUNDBERG, Claire	29	0	230	7.9	15	42	.357	11	37	.297	3	4	.750	3	16	19	0.7	18	0	2	6	2	4	44	1.5
	Conference-Only...	16	0	148	9.3	12	29	.414	9	25	.360	3	4	.750	3	10	13	0.8	14	0	1	5	2	4	36	2.3
PLAYERS NOT RETURNING		TOTAL										3-PTS			REBOUNDS											
No.	Player	GP	GS	Min	Avg	FG	FGA	Pct	3FG	FGA	Pct	FT	FTA	Pct	Off	Def	Tot	Avg	PF	FO	A	TO	Blk	Stl	Pts	Avg
01	RICHARDSON-SMITH, T.	32	31	1074	33.6	204	549	.372	72	233	.309	124	149	.832	48	174	222	6.9	62	0	54	67	12	46	604	18.9
	Conference-Only...	18	17	638	35.4	134	342	.392	41	133	.308	82	96	.854	31	105	136	7.6	36	0	36	38	5	26	391	21.7
15	POWELL, Aleesha	32	32	1024	32.0	148	317	.467	60	139	.432	98	130	.754	26	76	102	3.2	84	1	67	74	3	46	454	14.2
	Conference-Only...	18	18	597	33.2	82	177	.463	41	90	.456	51	69	.739	11	45	56	3.1	48	1	34	42	1	16	256	14.2
24	RICHARDSON, Shakena	31	29	881	28.4	156	363	.430	10	41	.244	62	86	.721	21	61	82	2.6	77	1	175	97	0	47	384	12.4
	Conference-Only...	17	15	476	28.0	83	194	.428	6	19	.316	32	53	.604	13	34	47	2.8	46	1	92	42	0	30	204	12.0
02	JONES, Tiffany	32	29	977	30.5	112	253	.443	34	109	.312	54	80	.675	84	192	276	8.6	84	2	22	70	48	31	312	9.8
	Conference-Only...	18	15	525	29.2	54	130	.415	7	48	.146	33	52	.635	53	110	163	9.1	45	1	16	45	24	12	148	8.2
14	BYRNE, Taylor	21	0	239	11.4	25	62	.403	7	18	.389	12	25	.480	21	27	48	2.3	43	1	7	18	0	5	69	3.3
	Conference-Only...	9	0	96	10.7	14	27	.519	4	8	.500	4	10	.400	10	15	25	2.8	17	0	4	8	0	0	36	4.0
10	MOSLEY, Jordan	32	2	440	13.8	34	105	.324	15	57	.263	12	16	.750	20	39	59	1.8	40	0	12	11	7	17	95	3.0
	Conference-Only...	18	2	247	13.7	18	60	.300	6	28	.214	7	8	.875	10	22	32	1.8	22	0	7	6	4	13	49	2.7
TM	TEAM.....														44	77	121	3.8	1			12			0	
	Conference-Only...														22	38	60	3.3	1			7			0	
	Total.....	32				855	2013	.425	220	662	.332	415	584	.711	414	856	1270	39.7	600	10	382	444	167	258	2345	73.3
	Conference-Only...	18				495	1149	.431	118	362	.326	238	343	.694	239	495	734	40.8	324	6	218	245	95	136	1346	74.8
	Opponents.....	32				751	1939	.387	208	635	.328	428	593	.722	396	800	1196	37.4	582	-	422	506	77	211	2138	66.8
	Conference-Only...	18				449	1115	.403	134	377	.355	219	308	.711	208	458	666	37.0	312	9	271	267	47	111	1251	69.5



Villanova

QUICK FACTS

Location: Villanova, Pa. 19085
 Nickname: Wildcats
 Colors: Blue and White
 Enrollment: 6,547
 Director of Athletics: Mark Jackson
 Home Court: The Pavilion (6,500)
 Press Row Phone: (610) 519-7290
 2015-16 Overall Record: 20-12
 2015-16 BIG EAST Record/Finish: 12-6/T-2nd
 Letterwinners Returning/Lost: 5/4
 Starters Returning/Lost: 3/2

COACHING STAFF

Head Coach: Harry Perretta
 Alma Mater: Lycoming '78
 Associate Head Coach: Joe Mullaney (Providence '78)
 Assistant Coach: Shanette Lee (Villanova '99)
 Assistant Coach: Laura Kurz (Villanova '09)
 Director of Basketball Operations: Mimi Riley (Villanova '02)

SPORTS INFORMATION

Basketball Office Phone: (610) 519-3535
 SID Contact: Dean Kenefick
 Office Phone: (610) 519-6514
 Cell Phone: (610) 308-4395
 E-mail Address: dean.kenefick@villanova.edu
 Web Address: www.villanova.com



MARK JACKSON
 Director of Athletics



HARRY PERRETTA
 Head Coach



DEAN KENEFICK
 Associate Athletic
 Director/Communications

News & Notes

The BIG Picture

Finding success down the stretch, Villanova found itself in the NCAA Tournament "bubble" conversation late in the season, but when senior All-BIG EAST guard Caroline Coyer went down with a season-ending injury all seemed lost. In stepped freshman Adrianna Hahn, however, who played brilliantly when called upon, averaging nearly 17 points per game over the final six contests. Hahn gives hope to the post-Coyer era, along with proven veterans Alex Louin, Samantha Wilkes and Megan Quinn.

Who's Returning

Adrianna Hahn served as Caroline Coyer's backup through most of 2015-16, coming off the bench to average 9.2 points per game.

When Coyer went down with an injury, Hahn stepped up, bumping her average to 10.6 per game as Villanova made a push for the postseason. She returns for her sophomore season in 2016-17, along with juniors Alex Louin (12.3 PPG, 4.8 RPG, 2.6 APG) and Megan Quinn (8.7 PPG).

Samantha Wilkes is the lone senior expected to start for the relatively young Wildcats, coming off a junior season which she averaged 5.6 points and 4.0 boards per game.

Who's Gone

Villanova graduates sisters Caroline and Katherine Coyer. Caroline is a two-time All-BIG EAST First Team selection, totaling 1,342 points and 449 assists during her four-year career. Samantha Wilkes and Jordan Dillard are the lone seniors expected to see valuable playing time at the forward positions on the relatively young Wildcats squad.

Storylines

Villanova has gone to five consecutive national postseasons, coming off a WNIT bid last year. The Wildcats were on their way to possibly another NCAA berth in 2016 but a BIG EAST Tournament Quarterfinal exit doomed their chances. Collective breaths were held when Caroline Coyer went down with an injury late last season, but a sigh of relief was heard when Adrianna Hahn stepped in and the Wildcats didn't miss a beat, even leading head coach Harry Perretta to his 700th career win. Hahn highlights a solid group of returners, along with Alex Louin, Megan Quinn and Samantha Wilkes, while Villanova also has the added support of Tennessee transfer Jannah Tucker and rookies Kelly Jekot, the Gatorade Pennsylvania Player of the Year, and Mary Gedaka, two-time South Jersey Player of the Year. Samantha Wilkes and Jordan Dillard are the lone seniors expected to see valuable playing time at the forward positions on the relatively young Wildcats squad.

DID YOU KNOW?

Head coach Harry Perretta earned career win No. 700 and BIG EAST win No. 300 last season. Perretta became just the fourth coach in BIG EAST history, men's or women's, to earn 300 conference wins, joining Jim Calhoun (Connecticut), Jim Boheim (Syracuse), and Geno Auriemma (Connecticut).



ADRIANNA HAHN

SCHEDULE

November

Date	Day	Opponent	Network TV
11	Fri.	vs. Mississippi State (Bangor, Maine)	
12	Sat.	vs. Maine or Purdue (Bangor, Maine)	
20	Sun.	George Washington	
25	Fri.	vs. Troy (San Juan, P.R.)	
26	Sat.	vs. VCU (San Juan, P.R.)	
30	Wed.	La Salle	

December

3	Sat.	at Saint Joseph's	
5	Mon.	Lehigh	
10	Sat.	Temple	
21	Wed.	at Duke	
28	Wed.	MARQUETTE	BEDN
30	Fri.	DePAUL	BEDN

January

4	Wed.	at GEORGETOWN	BEDN
8	Sun.	at PROVIDENCE	FS1
10	Tues.	at CREIGHTON	BEDN
13	Fri.	SETON HALL	BEDN
15	Sun.	ST. JOHN'S	BEDN
18	Wed.	at Penn	
20	Fri.	at BUTLER	BEDN
22	Sun.	at XAVIER	BEDN
28	Sat.	GEORGETOWN	BEDN

February

3	Fri.	CREIGHTON	FS2
5	Sun.	PROVIDENCE	BEDN
10	Fri.	at ST. JOHN'S	FS1
12	Sun.	at SETON HALL	BEDN
17	Fri.	XAVIER	FS1
19	Sun.	BUTLER	BEDN
24	Fri.	at DePAUL	BEDN
26	Sun.	at MARQUETTE	BEDN

All dates are subject to change
BIG EAST games in all CAPS



ROSTER

NO.	NAME	POS.	CL.	HT.	HOMETOWN/ PREVIOUS SCHOOL
0	Cameron Onken	G	Fr.	5-10	Lafayette, Ind./Lafayette Central Catholic
1	Bridget Herlihy	F	R-Fr.	6-2	Braintree, Mass./Braintree
2	Alex Louin	G	Jr.	6-0	Doylestown, Pa./ Mount St. Joseph Academy
4	Karlie Crispin	G	Sr.	5-6	Pitman, N.J./Pitman
10	Raven James	G	Fr.	5-6	Upper Marlboro, Md./St. Paul VI
11	Jordan Dillard	G	Sr.	6-0	Conyers, Ga./Decatur
12	Megan Quinn	C	Jr.	6-2	Berwyn, Pa./Episcopal Academy
14	Brianna Herlihy	F	Fr.	6-0	Braintree, Mass./Braintree
21	Jannah Tucker	F	So.	6-0	Baltimore, Md./New Town (Tennessee)
24	Nicolette Juliana	G	Jr.	5-8	West Chester, Pa./ Bishop Shanahan
25	Kelly Jekot	G	Fr.	6-0	Enola, Pa./Cumberland Valley
30	Mary Gedaka	F	Fr.	6-1	Mullica Hill, N.J./Gloucester Catholic
31	Adrianna Hahn	G	So.	5-6	Wilmington, Del./Ursuline Academy
32	Samantha Wilkes	F	Sr.	6-1	Fair Lawn, N.J./ Immaculate Heart Academy
45	Grace Stant	G	R-Fr.	6-0	Fair Haven, N.J./Rumson Fair Haven

Head Coach: Harry Perretta
Associate Head Coach: Joe Mullaney
Assistant Coach: Shanette Lee
Assistant Coach: Laura Kurz
Director of Basketball Operations: Mimi Riley



Villanova

HEAD COACH HARRY PERRETТА



PROFILE: Hired at Villanova – June 12, 1978

Personal – Native of Upper Darby, Pa.; attended Monsignor Bonner (Pa.) High School (1974); married (Helen); father of two sons (Stephen, 17 and Michael 15)

Education – B.A. in Social Studies and Secondary Teaching Degree, Lycoming College (1978)

Coaching File – Volunteer men's and women's junior varsity and varsity basketball coach, Lycoming College (1975-78)

Highlights – Earned career win No. 700 and BIG EAST win No. 300 in 2015-16, becoming just the third active D1 coach to reach 700 and just the fourth BIG EAST coach, men's or women's, to reach 300 league victories; guided the Wildcats to their fifth consecutive national postseason appearance in 2016, advancing to the second round of the WNIT; became the seventh Division I coach to win 600 games at one school; the 35th coach in women's basketball history to reach the 600-win plateau at any level; returned to the NCAA Championship in 2008-09 for the first time since '03-04; all-time winningest coach in history of Villanova basketball for men or women with 617 wins; earned WNIT postseason berth in 2008, advancing to the third round;

went to the WNIT in 2006 – winning first-ever games in the tournament; coached Wildcats to four straight NCAA appearances (2001, '02, '03, '04) advanced to the 2003 NCAA Elite Eight for the first time in school history; won 2003 BIG EAST Championship title and earned program-best No. 2 seeding in NCAA Championship; directed VU to school-record 28 wins in 2003; four straight NCAA appearances (1986-89); 1998, '00, '05, '06, '08 WNIT appearances; 1996 BIG EAST Coach of the Year; five-time Philadelphia Big 5 Coach of the Year (1995, '96, '01, '03, '04); BIG EAST Champions (1985, '86, '03); 1986-87 BIG EAST regular season champions; shared regular season league title in 1983-84 and '84-85; six Philadelphia Big 5 titles; 14 20-win seasons, including five straight (1984-88); coached All-American Shelly Pennefather, who was the 1987 national player of the year and the Wade Trophy winner; 1978 AIAW small college coach of the year; 1982 AIAW Final Four appearance; directed the BIG EAST Women's All-Star summer tour of Canada in 1991. In 2012-13, he posted a 20-win season for the first time since the 2005-06 season and guided his squad back to the NCAA Championship for the first time since 2009.

PERRETТА'S RECORD

Career Record (38 years)

703-439 (.616)

VU Record (38 years)

703-439 (.616)

BIG EAST Regular Season Record (34 years)

302-248 (.549)

BIG EAST Tournament Record (33 appearances)

32-30 (.516)

NCAA Record (10 appearances)

7-10 (.412)

WNIT Record (9 appearances)

11-9 (.550)

VILLANOVA IN THE BIG EAST

	Overall	BIG EAST	Reg. Seas. Finish
1982-83	14-15	4-4	tied-4th
1983-84	22-7	6-2	tied-1st
1984-85	21-9	12-4	tied-1st
1985-86	23-8	12-4	tied-2nd
1986-87	27-4	15-1	1st
1987-88	20-9	11-5	2nd
1988-89	18-12	11-5	2nd
1989-90	9-19	1-15	9th
1990-91	12-17	4-12	8th
1991-92	11-17	7-11	tied-5th
1992-93	15-13	10-8	tied-4th
1993-94	13-14	7-11	tied-6th
1994-95	19-9	13-5	2nd
1995-96	21-7	13-5	3rd BE 6
1996-97	14-14	8-10	5th BE 6
1997-98	19-10	12-6	tied-2nd BE 6
1998-99	14-14	9-9	tied-6th
1999-00	15-15	7-9	tied-6th
2000-01	22-9	11-5	tied-4th
2001-02	20-11	12-4	tied-3rd
2002-03	28-6	12-4	tied-3rd
2003-04	23-7	12-4	tied-2nd
2004-05	19-12	10-6	tied-4th
2005-06	21-11	9-7	tied-6th
2006-07	8-21	2-14	16th
2007-08	17-16	5-11	tied-11th
2008-09	19-14	10-6	tied-4th
2009-10	14-16	3-13	15th
2010-11	12-19	3-13	tied-13th
2011-12	19-15	6-10	tied-10th
2012-13	21-11	9-7	tied-6th
2013-14	23-9	12-6	Tie-3rd
2014-15	22-14	12-6	3rd
2015-16	20-12	12-6	T-2nd

PERRETТА'S YEAR-BY-YEAR HISTORY

Year	School	Overall	BIG EAST	BIG EAST Tournament	NCAA Postseason	WNIT Postseason
1978-79	Villanova	17-8				
1979-80	Villanova	20-5				
1980-81	Villanova	22-6				
1981-82	Villanova	29-4				
1982-83	Villanova	14-15	4-4 (t4th)	1-1		
1983-84	Villanova	22-7	6-2 (t1st)	1-1		
1984-85	Villanova	21-9	12-4 (t1st)	2-1 (2nd)		
1985-86	Villanova	23-8	12-4 (t2nd)	3-0 (1st)	1-1	
1986-87	Villanova	27-4	15-1 (1st)	3-0 (1st)	0-1	
1987-88	Villanova	20-9	11-5 (2nd)	0-1	0-1	
1988-89	Villanova	18-12	11-5 (2nd)	1-1	0-1	
1989-90	Villanova	9-19	1-15 (9th)	0-1		
1990-91	Villanova	12-17	4-12 (8th)	1-1		
1991-92	Villanova	11-17	7-11 (t3rd)	0-1		
1992-93	Villanova	15-13	10-8 (t4th)	1-1		
1993-94	Villanova	13-14	7-11 (t6th)	0-1		
1994-95	Villanova	19-9	13-5 (2nd)	1-1		
1995-96	Villanova	21-7	13-5 (3rd, BE 6)	1-1		
1996-97	Villanova	14-14	8-10 (5th, BE 6)	1-1		
1997-98	Villanova	19-10	12-6 (t2nd, BE 6)	1-1		0-1
1998-99	Villanova	14-14	9-9 (t6th)	1-1		0-1
1999-00	Villanova	15-15	7-9 (t6th)	1-1		
2000-01	Villanova	22-9	11-5 (t4th)	1-1	1-1	
2001-02	Villanova	20-11	12-4 (t3rd)	1-1	1-1	
2002-03	Villanova	28-6	12-4 (t3rd)	3-0 (1st)	3-1 (Elite Eight)	
2003-04	Villanova	23-7	12-4 (t2nd)	0-1	1-1	
2004-05	Villanova	19-12	10-6 (t4th)	2-1		0-1
2005-06	Villanova	21-11	9-7 (t6th)	1-1		2-1
2006-07	Villanova	8-21	2-14 (t16th)	0-1		
2007-08	Villanova	17-16	5-11 (t11th)	0-1		2-1
2008-09	Villanova	19-14	10-6 (t4th)	1-1	0-1	
2009-10	Villanova	14-16	3-13 (t15th)	0-1		
2010-11	Villanova	12-19	3-13 (t13th)	1-1		
2011-12	Villanova	19-15	6-10 (t10th)	1-1		2-1
2012-13	Villanova	21-11	9-7	1-1	0-1	
2013-14	Villanova	23-9	12-6 (T-3rd)	0-1		1-1
2014-15	Villanova	22-14	12-6 (3rd)	1-1		3-1
2015-16	Villanova	20-12	12-6 (T-2nd)	0-1		1-1
Career	38 Years	703-439 (.616)	302-248 (.549)	32-30 (.516)	7-10 (.412)	11-9 (.550)



RESULTS & STATISTICS

RECORD:	OVERALL	HOME	AWAY	NEUTRAL	ATTENDANCE SUMMARY	GAMES	TOTALS	AVG/GAME
All Games	20-12	10-4	8-6	2-2	All Games	20-12	10-4	8-6
Conference	12-6	6-3	6-3	0-0	Conference	12-6	6-3	6-3
Non-Conference	8-6	4-1	2-3	2-2	Non-Conference	8-6	4-1	2-3

Date	Time	Opponent	Score	Attend.	High Points	High Rebounds	Date	Time	Opponent	Score	Attend.	High Points	High Rebounds
11/13/15	5:00 pm	at North Carolina State	L 64-70	1211	(24)COVER, Caroline	(7)COVER, Caroline (7)EDWARDS, Kavunaa	01/17/16	1:00 pm	* ST. JOHN'S	W 58-54	1059	(16)LOUIN, Alex	(6)DILLARD, Jordan (6)LOUIN, Alex (6)WILKES, Samantha
11/16/15	7:00 pm	LOYOLA MD.	W 67-55	809	(23)QUINN, Megan	(11)QUINN, Megan	01/24/16	1:00 pm	* GEORGETOWN	L 51-57	335	(11)LOUIN, Alex (11)QUINN, Megan	(7)QUINN, Megan (7)EDWARDS, Kavunaa
11/24/15	7:00 pm	SAINT JOSEPH'S	W 55-49	1151	(14)COVER, Caroline	(6)QUINN, Megan	01/26/16	7:00 pm	PENN	W 66-46	809	(23)COVER, Caroline	(8)LOUIN, Alex (8)COVER, Caroline (8)EDWARDS, Kavunaa
11/28/15	2:05 pm	vs Drexel	W 67-55	473	(22)COVER, Caroline	(8)COVER, Caroline (8)EDWARDS, Kavunaa	01/29/16	7:01 pm	* at Creighton	L 48-53	1327	(15)COVER, Caroline	(7)EDWARDS, Kavunaa
11/29/15	2:30 pm	at Lehigh	W 65-44	652	(21)COVER, Caroline	(6)COVER, Caroline	01/31/16	1:00 pm	* at Providence	W 76-47	352	(20)QUINN, Megan	(9)LOUIN, Alex
12/02/15	5:00pm	at Temple	L 55-61	725	(13)DILLARD, Jordan	(10)COVER, Caroline	02/05/16	11:30 am	* DEPAUL	L 47-75	641	(10)COVER, Caroline	(6)QUINN, Megan
12/05/15	4:00 pm	vs Sacramento State	W 78-54	763	(24)LOUIN, Alex	(12)QUINN, Megan	02/07/16	1:00 pm	* MARQUETTE	W 81-60	1009	(28)LOUIN, Alex	(9)QUINN, Megan
12/06/15	3:00 pm	vs St. Mary's (CA)	L 60-67	547	(13)COVER, Caroline	(9)EDWARDS, Kavunaa	02/12/16	8:00 pm	* at St. John's	W 71-59	2951	(18)LOUIN, Alex	(5)LOUIN, Alex (5)QUINN, Megan
12/13/15	2:00 pm	at George Washington	L 70-78	976	(16)COVER, Caroline (16)DILLARD, Jordan	(5)COVER, Caroline	02/14/16	2:00 pm	* at Seton Hall	L 50-60	1231	(13)LOUIN, Alex	(6)COVER, Katherine
12/20/16	1:00 pm	at La Salle	W 67-56	278	(18)LOUIN, Alex	(5)QUINN, Megan (5)COVER, Caroline (5)EDWARDS, Kavunaa	02/21/16	12:00 pm	* at Georgetown	W 63-60	1109	(29)HAHN, Adrianna	(10)LOUIN, Alex
12/29/15	7:00 pm	* at Butler	W 57-45	530	(21)COVER, Caroline	(6)EDWARDS, Kavunaa (6)WILKES, Samantha	02/26/16	9:15 pm	* XAVIER	W 58-55	541	(15)HAHN, Adrianna	(9)EDWARDS, Kavunaa
12/31/15	1:30 pm	* at Xavier	LOT 67-74	918	(25)HAHN, Adrianna	(13)QUINN, Megan	02/28/16	1:00 pm	* BUTLER	W 66-46	901	(20)HAHN, Adrianna (20)LOUIN, Alex	(7)LOUIN, Alex
01/03/16	1:00 pm	* PROVIDENCE	W 67-39	1141	(16)QUINN, Megan	(13)QUINN, Megan	03/06/16	12:00 pm	vs Creighton	L 48-57	1884	(18)WILKES, Samantha	(7)WILKES, Samantha
01/05/16	7:00 pm	* CREIGHTON	L 62-65	509	(25)QUINN, Megan	(11)QUINN, Megan	03/17/16	7:00 pm	LIBERTY	W 67-51	305	(21)QUINN, Megan	(9)QUINN, Megan
01/08/16	7:00 pm	* at Marquette	W 82-75	1257	(20)HAHN, Adrianna	(7)QUINN, Megan	03/19/16	6:00 pm	HOFSTRA	L 74-82	327	(21)COVER, Katherine	(8)WILKES, Samantha
01/10/16	3:00 pm	* at DePaul	W 64-60	2044	(25)COVER, Caroline	(8)QUINN, Megan	* indicates conference game						
01/15/16	7:00 pm	* SETON HALL	W 55-45	909	(14)LOUIN, Alex (14)COVER, Caroline	(9)COVER, Caroline							

PLAYERS RETURNING			TOTAL										3-PTS			REBOUNDS										
No.	Player	GP	GS	Min	Avg	FG	FGA	Pct	3FG	FGA	Pct	FT	FTA	Pct	Off	Def	Tot	Avg	PF	FO	A	TO	Blk	Stl	Pts	Avg
02	LOUIN, Alex	32	29	1022	31.9	121	328	.369	47	156	.301	71	99	.717	37	108	145	4.5	59	1	82	42	9	23	360	11.3
Conference-Only...		18	17	588	32.7	72	192	.375	31	91	.341	47	63	.746	27	59	86	4.8	31	0	48	29	7	10	222	12.3
31	HAHN, Adrianna	32	5	800	25.0	113	264	.428	67	162	.414	45	50	.900	17	39	56	1.8	65	1	50	37	3	30	338	10.6
Conference-Only...		18	2	427	23.7	58	133	.436	41	90	.456	25	26	.962	7	24	31	1.7	25	0	22	24	2	15	182	10.1
12	QUINN, Megan	32	29	698	21.8	106	292	.363	41	124	.331	24	42	.571	45	156	201	6.3	44	1	45	35	17	15	277	8.7
Conference-Only...		18	17	422	23.4	59	165	.358	24	73	.329	15	25	.600	24	104	128	7.1	22	0	33	16	11	9	157	8.7
32	WILKES, Samantha	32	30	725	22.7	54	162	.333	11	55	.200	50	65	.794	32	91	123	3.8	56	0	31	22	19	15	169	5.3
Conference-Only...		18	16	441	24.5	32	91	.352	7	31	.226	29	35	.829	20	52	72	4.0	28	0	20	13	13	10	100	5.6
11	DILLARD, Jordan	32	2	524	16.4	59	147	.401	4	10	.400	15	22	.682	22	34	56	1.8	39	1	33	22	9	11	137	4.3
Conference-Only...		18	0	272	15.1	23	70	.329	0	4	.000	8	13	.615	13	20	33	1.8	20	0	16	9	3	3	54	3.0
04	CRISPIN, Karlie	8	0	13	1.6	2	5	.400	1	3	.333	0	0	.000	0	0	0	0.0	0	0	1	1	0	0	5	0.6
Conference-Only...		4	0	7	1.8	1	2	.500	0	0	.000	0	0	.000	0	0	0	0.0	0	0	1	1	0	0	2	0.5
PLAYERS NOT RETURNING			TOTAL										3-PTS			REBOUNDS										
No.	Player	GP	GS	Min	Avg	FG	FGA	Pct	3FG	FGA	Pct	FT	FTA	Pct	Off	Def	Tot	Avg	PF	FO	A	TO	Blk	Stl	Pts	Avg
05	COVER, Caroline	27	27	926	34.3	148	353	.419	57	177	.322	25	32	.781	25	106	131	4.9	47	0	119	35	1	43	378	14.0
Conference-Only...		16	16	534	33.4	84	215	.391	30	104	.288	13	16	.813	11	47	58	3.6	25	0	62	24	0	27	211	13.2
10	COVER, Katherine	32	31	1029	32.2	73	162	.451	27	78	.346	55	65	.846	37	73	110	3.4	38	0	67	23	15	23	228	7.1
Conference-Only...		18	18	583	32.4	37	90	.411	16	49	.327	29	34	.853	23	42	65	3.6	20	0	39	11	9	13	119	6.6
35	EDWARDS, Kavunaa	32	2	420	13.1	38	131	.290	17	84	.202	5	6	.833	34	108	142	4.4	62	2	19	15	14	24	98	3.1
Conference-Only...		18	2	227	12.6	17	61	.279	8	39	.205	5	5	1.000	19	50	69	3.8	35	1	11	9	6	16	47	2.6
22	BURTON, Kendall	31	2	199	6.4	10	46	.217	6	34	.176	3	4	.750	10	14	24	0.8	24	0	6	6	0	4	29	0.9
Conference-Only...		17	1	111	6.5	9	28	.321	6	21	.286	1	2	.500	4	9	13	0.8	12	0	3	3	0	1	25	1.5
25	TEAGUE, Brandi	7	2	52	7.4	1	15	.067	1	9	.111	0	0	.000	1	7	8	1.1	8	0	1	4	1	1	3	0.4
Conference-Only...		0	0	0	0.0	0	0	.000	0	0	.000	0	0	.000	0	0	0	0.0	0	0	0	0	0	0	0	0.0
20	BRUNORI, Kate	11	1	19	1.7	2	3	.667	0	0	.000	0	0	.000	0	3	3	0.3	2	0	2	0	0	1	4	0.4
Conference-Only...		5	1	13	2.6	2	3	.667	0	0	.000	0	0	.000	0	3	3	0.6	0	0	2	0	0	0	4	0.8
TM	TEAM.....														62	66	128	4.0	0			10			0	
Conference-Only...															28	36	64	3.6	0			7			0	
Total.....		32				727	1908	.381	279	892	.313	293	383	.765	322	805	1127	35.2	444	6	456	252	88	190	2026	63.3
Conference-Only...		18				394	1050	.375	163	502	.325	172	219	.785	176	446	622	34.6	218	1	257	146	51	104	1123	62.4
Opponents.....		32				711	1806	.394	121	387	.313	311	428	.727	336	890	1226	38.3	441	-	330	348	75	101	1854	57.9
Conference-Only...		18				407	1013	.402	62	212	.292	153	204	.750	177	489	666	37.0	246	1	198	196	49	61	1029	57.2



Xavier

QUICK FACTS

Location:..... Cincinnati, Ohio 45207
 Nickname:..... Musketeers
 Colors:..... Navy Blue, Gray and White
 Enrollment:..... 6,620
 Director of Athletics:..... Greg Christopher
 Home Court:..... Cintas Center (10,250)
 Press Row Phone:..... (513) 745-3929
 2015-16 Overall Record:..... 17-13
 2015-16 BIG EAST Record/Finish:..... 8-10/T-7th
 Letterwinners Returning/Lost:..... 10/4
 Starters Returning/Lost:..... 2/3

COACHING STAFF

Head Coach:..... Brian Neal
 Alma Mater:..... (Northern Kentucky '91)
 Assistant Coach:..... Carla Morrow (Tulsa '02)
 Assistant Coach: ... Christian Stefanopoulos (Thomas More '06)
 Assistant Coach:..... Mark Stephens (Morehead State '02)
 Director of Basketball Operations:..... Netta Smith
 (Bowling Green '99)
 Director Basketball Performance:..... Mark Ehlen
 (Ohio State '75)

SPORTS INFORMATION

Basketball Office Phone:..... (513) 745-3414
 SID Contact:..... Greg Lautzenheiser
 Office Phone:..... (513) 745-3961
 Cell Phone:..... (419) 605-8512
 E-mail Address:..... lautezenheiser@xavier.edu
 Web Address:..... www.goxavier.com

DID YOU KNOW?

Xavier established the "Lauren Hill Tipoff Classic" beginning last season, honoring the late Lauren Hill. Xavier's Cintas Center was where cancer-stricken Hill made her courageous debut for Mount St. Joseph, scoring the first points of the 2014-15 college basketball season.



GREG CHRISTOPHER
 Director of Athletics



BRIAN NEAL
 Head Coach



GREG LAUTZENHEISER
 Assistant Director Of Athletic
 Communications

News & Notes

The BIG Picture

Now entering their fourth season of BIG EAST play, Xavier is looking to get over the hump and into the upper half of the league. Making giant leaps from their first year (3-15, ninth place) to their second (8-10, 7th), the third-year Musketeers replicated their 2014-15 outcome with an 8-10, seventh-place finish. Xavier got off to a promising start in '15-16, winning its first three BIG EAST games but ended the campaign on a seven-game skid. Injuries took a toll on the Musketeers last year, but a healthy, experienced group of players aim a return to Xavier's proven successful ways.

Who's Returning

The Musketeers return two starters from a season ago in guard Raeshaun Gaffney (11.1 PPG, 4.8 RPG, 1.7 APG) and forward Maddison Blackwell (6.8 PPG, 4.3 RPG). Forward Leah Schaefer, who saw action in all 30 games last year and started three, averaged 3.4 points and 3.9 boards as a junior.

Who's Gone

XU loses a trio of starters in All-BIG EAST honoree Briana Glover, Aliyah Zantt and Jenna Crittendon. Glover was among the most accurate shooters in the conference last season and ranked second behind Raeshaun Gaffney for the team lead in scoring (11.1 PPG). Zantt was one of the top defensive guards in the conference, totaling 52 steals last season, while Crittendon battled through injuries to be a clutch performer for the Musketeers.

Storylines

Head coach Brian Neal enters his fourth season on the sidelines at Xavier and will look to lead the Musketeers back into the national postseason. XU was on the outside looking in after finishing with a 17-13 mark last year, suffering a narrow BIG EAST Tournament First Round setback to close out the season. With 10 letterwinners returning, Neal will challenge his experienced team more in the non-conference this season, with the likes of Michigan, Wake Forest and Oklahoma on the calendar. Xavier's group of veterans are bolstered by the addition of a pair of talented freshmen in Ashely Gomez, a sharp-shooting guard out of Oklahoma City, and Na'Teshia Owens, a decorated multi-sport athlete out of Texas.

MADDISON BLACKWELL

SCHEDULE

November

Date	Day	Opponent	Network TV
12	Sat.	Tennessee State	
18	Fri.	Southeast Missouri State	
22	Tues.	North Florida	
27	Sun.	Arkansas-Pine Bluff	

December

1	Thurs.	Delaware State	
5	Mon.	Michigan	
8	Thurs.	at Wake Forest	
11	Sun.	at Cincinnati	
19	Mon.	vs. Oklahoma (San Juan, P.R.)	
20	Tues.	vs. Southern Mississippi (San Juan, P.R.)	
21	Wed.	vs. Kennesaw State (San Juan, P.R.)	
28	Wed.	at PROVIDENCE	BEDN
30	Fri.	at CREIGHTON	BEDN

January

2	Mon.	ST. JOHN'S	CBSN
4	Wed.	SETON HALL	BEDN
8	Sun.	BUTLER	BEDN
13	Fri.	at MARQUETTE	BEDN
15	Sun.	at DePAUL	BEDN
20	Fri.	GEORGETOWN	FS1
22	Sun.	VILLANOVA	BEDN
27	Fri.	at SETON HALL	BEDN
29	Sun.	at ST. JOHN'S	BEDN

February

4	Sat.	BUTLER	BEDN
10	Fri.	DePAUL	BEDN
12	Sun.	MARQUETTE	BEDN
17	Fri.	at VILLANOVA	FS1
19	Sun.	at GEORGETOWN	BEDN
24	Fri.	CREIGHTON	FS2
26	Sun.	PROVIDENCE	BEDN

All dates are subject to change
BIG EAST games in all CAPS



ROSTER

NO.	NAME	HT.	POS.	CL.	HOMETOWN/ PREVIOUS SCHOOL
0	Marquia Turner	G	Jr.	5-6	North Canton, Ohio / Hoover
1	Kindell Fincher	G	R-So.	5-9	Fort Wayne, Ind. / Canterbury
10	Ashley Gomez	G	Fr.	5-9	Oklahoma City, Okla. / Westmoore
12	Jada Byrd	G	Jr.	5-9	Lithonia, Ga. / Redan
15	Megan Christopher	F	Fr.	5-8	Cincinnati, Ohio / Turpin
20	Na'Teshia Owens	G	Fr.	5-5	Mexia, Texas / Mexia
21	Maddison Blackwell	F	Sr.	5-11	Gahanna, Ohio / Lincoln
22	Erica Dawson	G	R-Jr.	5-8	Marietta, Ohio / Marietta
23	Leah Schaefer	F	Sr.	6-1	Alexandria, Ky. / Highlands
24	Martha Thompson	G	R-Jr.	5-8	Solon, Ohio / Solon
25	Anniina Äijänen	F	Jr.	6-2	Tampere, Finland / Sammon Keskuslukio
30	Raashaun Gaffney	G	R-Sr.	5-8	Fairfield, Ohio / Fairfield (Virginia)
31	Tierra Floyd	F	R-Fr.	6-1	Toledo, Ohio / St. Bernard-Elmwood Place
45	Imani Partlow	F	R-So.	6-1	Cincinnati, Ohio / Winton Woods

Head Coach: Brian Neal
Assistant Coach: Carla D. Morrow
Assistant Coach: Christian Stefanopoulos
Assistant Coach: Mark Stephens
Director of Basketball Performance: Mark Ehlen
Director of Basketball Operations: Netta Smith



Xavier

HEAD COACH BRIAN NEAL



PROFILE: Named head coach on November 7, 2013

Personal – Neal and his wife, Amy, reside in Taylor Mill, Ky., with their four children, Allison, Madison, Emma and Maxwell.

Education – Neal graduated from Northern Kentucky University in May of 1991 with a bachelor's degree in journalism with an English minor. He is currently pursuing a master's degree in sport administration at Xavier.

Coaching File – Assistant coach at Wilmington College (1992-98), Northern Kentucky (1998-2004) and Xavier (2011-13); head coach at Thomas More (2004-11)

Highlights – Named XU's interim head coach in Oct. 2013 before having the "interim" tag removed less than one month later as Xavier's seventh head coach in program history; has been with the Musketeer program going on six years; in just his second season as head coach,

led the Musketeers to the nation's ninth-best turnaround following a 10-win improvement from the previous year; seven-year head coach of Division III power Thomas More; TMC made five DIII NCAA Tournament appearances, including a pair of Sweet 16 runs in 2009 and 2011; notched six 20-win seasons at TMC and five consecutive PAC conference championships; four-time PAC Coach of the Year; two-time Great Lakes Region Coach of the Year (2008, '11); led the Saints to their first-ever No. 1 ranking, posing the program's second undefeated regular season in four years (2011); 2011 WBCA Region Six Division III Coach of the Year; assistant coach at Northern Kentucky which compiled an .813 winning percentage during his six-year tenure; NKU claimed in the Division II National Championship in 2000 and made four appearances in the Elite Eight.

NEAL'S YEAR-BY-YEAR HISTORY

YEAR	SCHOOL	OVERALL	BIG EAST	BIG EAST TOURNAMENT	NCAA POSTSEASON	WNIT POSTSEASON
2004-05	Thomas More	16-9				
2005-06	Thomas More	20-8				
2006-07	Thomas More	22-5			DIII Tournament	
2007-08	Thomas More	29-1			DIII Second Round	
2008-09	Thomas More	28-3			DIII Sweet 16	
2009-10	Thomas More	26-4			DIII Second Round	
2010-11	Thomas More	30-1			DIII Sweet 16	
2013-14	Xavier	8-23	3-15 (9th)	0-1		
2014-15	Xavier	18-15	8-10 (7rd)	1-1		
2015-16	Xavier	17-13	8-10 (T-7th)	0-1		
Career	10 Years	214-82 (.722)	19-35 (.352)	1-3 (.250)		

NEAL'S RECORD

Career Record (10 years)

214-82 (.722)

Xavier Record (3 years)

43-51 (.457)

BIG EAST Regular Season Record (3 years)

19-35 (.352)

BIG EAST Tournament Record (3 appearances)

1-3 (.250)

NCAA Record

n/a

WNIT Record

n/a

XAVIER IN THE BIG EAST

	Overall	BIG EAST	Reg. Seas. Finish
2013-14	8-23	3-15	9th
2014-15	18-15	8-10	7th
2015-16	17-13	8-10	T-7th



RESULTS & STATISTICS

RECORD:
All Games
Conference
Non-Conference

OVERALL
17-13
8-10
9-3

HOME
15-4
6-3
9-1

AWAY
2-8
2-7
0-1

NEUTRAL
0-1
0-0
0-1

ATTENDANCE SUMMARY
Home
Away
Neutral
Total

GAMES 19
TOTALS 24979
AVG/GAME 1315
GAMES 10
TOTALS 11335
AVG/GAME 1134
GAMES 1
TOTALS 1741
AVG/GAME 1741
GAMES 30
TOTALS 38055
AVG/GAME 1268

Date	Time	Opponent	Score	Attend.	High Points	High Rebounds	Date	Time	Opponent	Score	Attend.	High Points	High Rebounds
11/14/15	1:00 pm	EVANSVILLE	W 65-57	3122	(18)GAFFNEY, Raeshaun	(8)GAFFNEY, Raeshaun	01/15/16	7:00 pm	* MARQUETTE	W 71-66	1015	(20)GLOVER, Briana	(9)ZANTT, Aliyah
11/19/15	12:00 pm	at Michigan	L 54-92	2613	(15)GAFFNEY, Raeshaun	(5)PARTLOW, Imani	01/17/16	2:00 pm	* DEPAUL	L 53-70	1384	(21)GAFFNEY, Raeshaun	(7)GAFFNEY, Raeshaun
11/22/15	2:00 pm	UMES	W 61-56	811	(19)ZANTT, Aliyah	(12)SCHAEFER, Leah	1/22/16	7:00 pm	* at Seton Hall	L 66-82	1145	(17)CRITTENDON, Jenna	(6)SCHAEFER, Leah
11/25/15	7:00 pm	SOUTHEASTERN LA.	W 67-27	652	(10)GLOVER, Briana	(15)AIJANEN, Anniina	01/24/16	1:00 pm	* at St. John's	L 41-57	444	(8)GLOVER, Briana	(5)BYRD, Jada
11/28/15	2:00 pm	BINGHAMTON	W 64-55	610	(10)GLOVER, Briana	(9)GLOVER, Briana	01/29/16	7:00 pm	* BUTLER	W 55-47	1165	(24)ZANTT, Aliyah	(13)BLACKWELL, Maddison
12/03/15	12:00 pm	TENNESSEE TECH	W 64-47	3216	(21)GLOVER, Briana	(10)GLOVER, Briana	02/05/16	8:00 pm	* PROVIDENCE	W 72-47	1641	(17)BLACKWELL, Maddison	(7)CRITTENDON, Jenna
12/06/15	2:00 pm	MIDDLE TENNESSEE	L 53-62	962	(11)ZANTT, Aliyah	(6)PARTLOW, Imani	02/07/16	2:00 pm	* CREIGHTON	W 57-55	828	(12)GAFFNEY, Raeshaun	(9)BLACKWELL, Maddison
12/09/15	7:00 pm	RADFORD	W 65-56	713	(17)ZANTT, Aliyah	(6)AIJANEN, Anniina	02/12/16	7:00 pm	* at DePaul	L 52-82	2352	(14)TURNER, Marquia	(5)PARTLOW, Imani
12/13/15	5:00 pm	CINCINNATI	W 65-56	1863	(18)GLOVER, Briana	(7)ZANTT, Aliyah	02/14/16	1:30 pm	* at Marquette	L 69-74	1769	(20)GAFFNEY, Raeshaun	(11)GAFFNEY, Raeshaun
							02/19/16	7:00 pm	* ST. JOHN'S	L 56-69	1694	(14)TURNER, Marquia	(6)GLOVER, Briana
													(6)TURNER, Marquia
12/19/15	5:00 pm	HOWARD	W 70-47	1008	(12)GLOVER, Briana	(9)GLOVER, Briana	02/21/16	2:00 pm	* SETON HALL	L 67-72	1812	(13)ZANTT, Aliyah	(5)GLOVER, Briana
12/21/15	1:00 pm	KENNESAW STATE	W 62-59	654	(24)ZANTT, Aliyah	(7)GAFFNEY, Raeshaun	02/26/16	9:15 pm	* at Villanova	L 55-58	541	(21)BLACKWELL, Maddison	(9)CRITTENDON, Jenna
12/29/15	7:00 pm	* GEORGETOWN	W 59-54	911	(19)GAFFNEY, Raeshaun	(8)GAFFNEY, Raeshaun	02/28/16	12:00 pm	* at Georgetown	L 51-63	609	(12)ZANTT, Aliyah	(4)SCHAEFER, Leah
12/31/15	1:30 pm	* VILLANOVA	WOT 74-67	918	(27)BLACKWELL, Maddison	(17)ZANTT, Aliyah							(4)PARTLOW, Imani
01/05/16	7:00 pm	* at Butler	W 73-63	387	(15)BLACKWELL, Maddison	(10)BLACKWELL, Maddison	03/05/16	4:30 pm	vs Butler	L 47-48	1741	(14)CRITTENDON, Jenna	(6)GAFFNEY, Raeshaun
01/08/16	6:01 pm	* at Creighton	L 47-74	1214	(8)SCHAEFER, Leah	(5)GAFFNEY, Raeshaun							
01/10/16	1:00 pm	* at Providence	W 62-54	261	(27)GLOVER, Briana	(8)GLOVER, Briana							

* indicates conference game

PLAYERS RETURNING

No.	Player	GP	GS	Min	Avg	TOTAL			3-PTS			REBOUNDS														
						FG	FGA	Pct	3FG	FGA	Pct	FT	FTA	Pct	Off	Def	Tot	Avg	PF	FO	A	TO	Blk	Stl	Pts	Avg
30	GAFFNEY, Raeshaun	29	27	841	29.0	109	318	.343	14	45	.311	91	120	.758	28	112	140	4.8	43	0	48	53	0	31	323	11.1
	Conference-Only...	18	18	555	30.8	71	191	.372	8	19	.421	54	76	.711	18	70	88	4.9	24	0	32	32	0	19	204	11.3
21	BLACKWELL, Maddison	30	23	594	19.8	76	159	.478	2	5	.400	50	69	.725	42	88	130	4.3	43	0	33	52	14	35	204	6.8
	Conference-Only...	18	18	387	21.5	64	124	.516	1	3	.333	36	50	.720	29	55	84	4.7	34	0	21	37	9	24	165	9.2
01	FINCHER, Kindell	2	2	37	18.5	3	11	.273	1	5	.200	2	4	.500	0	4	4	2.0	2	0	0	1	1	1	9	4.5
	Conference-Only...	0	0	0	0.0	0	0	.000	0	0	.000	0	0	.000	0	0	0	0.0	0	0	0	0	0	0	0	0.0
00	TURNER, Marquia	28	5	461	16.5	40	121	.331	15	61	.246	29	36	.806	8	39	47	1.7	21	0	53	37	0	16	124	4.4
	Conference-Only...	17	0	240	14.1	20	61	.328	7	30	.233	18	21	.857	3	23	26	1.5	11	0	19	22	0	6	65	3.8
23	SCHAEFER, Leah	30	9	588	19.6	41	88	.466	0	0	.000	21	25	.840	45	72	117	3.9	41	0	39	45	19	18	103	3.4
	Conference-Only...	18	0	318	17.7	21	44	.477	0	0	.000	14	17	.824	20	37	57	3.2	21	0	24	22	9	15	56	3.1
45	PARTLOW, Imani	27	0	252	9.3	31	79	.392	0	0	.000	25	44	.568	34	46	80	3.0	28	0	8	23	2	11	87	3.2
	Conference-Only...	15	0	101	6.7	12	35	.343	0	0	.000	9	18	.500	14	9	23	1.5	9	0	2	10	2	1	33	2.2
	Conference-Only...	4	0	39	9.8	5	10	.500	1	3	.333	0	0	.000	1	5	6	1.5	3	0	1	0	0	2	11	2.8
25	AIJANEN, Anniina	28	1	267	9.5	21	52	.404	4	11	.364	12	16	.750	16	45	61	2.2	19	0	19	28	8	8	58	2.1
	Conference-Only...	16	0	120	7.5	9	30	.300	1	7	.143	2	4	.500	7	15	22	1.4	8	0	4	7	1	4	21	1.3
12	BYRD, Jada	26	0	310	11.9	17	39	.436	0	3	.000	11	29	.379	14	36	50	1.9	20	0	13	20	1	7	45	1.7
	Conference-Only...	15	0	197	13.1	8	23	.348	0	2	.000	9	24	.375	6	24	30	2.0	9	0	8	12	0	4	25	1.7
22	DAWSON, Erica	7	0	31	4.4	2	11	.182	0	9	.000	1	2	.500	2	1	3	0.4	1	0	1	1	1	0	5	0.7
	Conference-Only...	3	0	13	4.3	1	4	.250	0	3	.000	1	2	.500	2	0	2	0.7	0	0	0	1	1	0	3	1.0

PLAYERS NOT RETURNING

No.	Player	GP	GS	Min	Avg	TOTAL			3-PTS			REBOUNDS														
						FG	FGA	Pct	3FG	FGA	Pct	FT	FTA	Pct	Off	Def	Tot	Avg	PF	FO	A	TO	Blk	Stl	Pts	Avg
14	GLOVER, Briana	30	30	775	25.8	114	229	.498	13	38	.342	91	110	.827	51	75	126	4.2	56	0	24	40	20	9	332	11.1
	Conference-Only...	18	18	481	26.7	62	127	.488	6	20	.300	63	73	.863	25	42	67	3.7	34	0	9	16	12	3	193	10.7
15	ZANTT, Aliyah	30	30	882	29.4	108	286	.378	31	113	.274	55	76	.724	8	119	127	4.2	50	0	61	65	4	52	302	10.1
	Conference-Only...	18	18	532	29.6	60	166	.361	17	65	.262	34	48	.708	4	81	85	4.7	30	0	32	48	4	29	171	9.5
35	CRITTENDON, Jenna	25	23	667	26.7	63	163	.387	18	69	.261	21	34	.618	26	67	93	3.7	55	2	52	40	13	29	165	6.6
	Conference-Only...	18	18	530	29.4	45	128	.352	11	52	.212	16	28	.571	21	55	76	4.2	43	1	40	31	9	23	117	6.5
05	DAVIS, Kayla	24	0	235	9.8	12	58	.207	6	20	.300	6	10	.600	4	17	21	0.9	14	0	18	16	0	3	36	1.5
	Conference-Only...	14	0	112	8.0	5	25	.200	2	8	.250	4	6	.667	2	9	11	0.8	7	0	12	2	0	2	16	1.1
TM	TEAM.....														59	57	116	3.9	2						0	
	Conference-Only...														29	36	65	3.6	2						0	
	Total.....	30				646	1641	.394	108	392	.276	415	575	.722	344	788	1132	37.7	401	2	370	439	84	224	1815	60.5
	Conference-Only...	18				383	968	.396	54	212	.255	260	367	.708	181	461	642	35.7	235	1	204	249	47	132	1080	60.0
	Opponents.....	30				705	1808	.390	158	507	.312	248	355	.699	369	728	1097	36.6	533	-	405	417	135	232	1816	60.5
	Conference-Only...	18				446	1099	.406	109	336	.324	153	213	.718	219	463	682	37.9	331	6	262	234	82	134	1154	64.1

Coaches' Records

ALL-TIME

BUTLER		OVERALL		BIG EAST	
Years	Coach	W	L	W	L
1975-76	Xandra Hamilton	1	9		
1976-84	Linda Mason	124	47		
1984-88	Russ Sarfaty	32	76		
1988-93	Paulette Stein	87	57		
1993-99	June Olkowski	114	56		
1999-2002	Wendy Gatlin	21	62		
2002-14	Beth Couture	193	174	10	8
2014-	Kurt Godlevske	24	37	14	22
Totals		596	518 (.535)	24	30 (.444)

CREIGHTON		OVERALL		BIG EAST	
Years	Coach	W	L	W	L
1973-76	Eddie McClure	26	22		
1976-79	Gaye Kinnett	33	27		
1979-80	Howard Faber	11	10		
1980-92	Bruce Rasmussen	196	147		
1992-2002	Connie Yori	170	115		
2002-	Jim Flanery	269	183	30	24
Totals		705	504 (.583)	30	24 (.556)

DE PAUL		OVERALL		BIG EAST	
Years	Coach	W	L	W	L
1974-76	Debbie Miller	10	20		
1978-80	John Lawler	27	16		
1980-84	Ron Feiereisel	61	57		
1984-88	Jim Izard	90	28		
1976-78; 88-	Doug Bruno	614	318	123	59
Totals		809	439 (.648)	123	59 (.676)

GEORGETOWN		OVERALL		BIG EAST	
Years	Coach	W	L	W	L
1970-74	Betty Underwood	29	12		
1974-81	Francis Carr	95	46		
1981-83	Mary Briese	19	32	3	5
1983-86	Cheryl Thompson	25	56	8	32
1986-2004	Patrick Knapp	248	264	124	180
2004-12	Terri Williams-Flournoy	143	104	58	70
2012-13	Keith Brown	15	16	5	11
2013-14	Jim Lewis	11	21	4	14
2014-	Natasha Adair	20	41	11	25
Totals		605	592 (.505)	213	337 (.387)

MARQUETTE		OVERALL		BIG EAST	
Years	Coach	W	L	W	L
1975-86	Tat Shieley	111	148		
1986-90	Sr. Maria Pares	42	69		
1990-96	Jim Jabir	94	81		
1996-14	Terri Mitchell	348	215	74	72
2014-	Carolyn Kieger	23	38	13	23
Totals		618	551 (.529)	87	95 (.478)

PROVIDENCE		OVERALL		BIG EAST	
Years	Coach	W	L	W	L
1974-76	Kay McDonald	25	7		
1976-80	Tim Gilbride	82	27		
1980-83	Joe Mullaney, Jr.	66	27	7	1
1983-85	Lynn Sheedy	33	21	14	10
1985-96	Bob Foley	206	127	114	72
1996-2002	Jim Jabir	62	102	34	68
2002-05	Susan Yow	14	68	3	45
2005-12	Phil Seymore	88	120	30	82
2012-16	Susah Robinson Fruchtl	25	94	8	62
Totals		601	593 (.503)	210	340 (.382)

ST. JOHN'S		OVERALL		BIG EAST	
Years	Coach	W	L	W	L
1974-79	Vickie Kresse	100	43		
1979-84	Don Perrelli	118	43	12	4
1984-96	Joe Mullaney, Jr.	168	173	92	110
1996-99	Charlene Thomas-Swinson	24	61	14	40
1999-2001	Darcel Estep	22	51	8	29
2001-02	Pechone Stepps	0	11	0	11
2002-12	Kim Barnes Arico	176	134	73	87
2012-	Joe Tartamella	87	45	46	24
Totals		695	561 (.553)	245	305 (.445)

SETON HALL		OVERALL		BIG EAST	
Years	Coach	W	L	W	L
1973-85	Sue Dilley	191	121	10	22
1985-2010	Phyllis Mangina	352	368	161	255
2010-13	Anne Donovan	27	64	7	41
2013-	Anthony Bozzella	71	29	35	19
Totals		641	583 (.524)	213	337 (.387)

VILLANOVA		OVERALL		BIG EAST	
Years	Coach	W	L	W	L
1969-70	Liz Cawley	4	6		
1970-75	Jane Sefranek	51	23		
1975-78	Joan King	28	25		
1978-	Harry Perretta	703	439	302	248
Totals		786	493 (.614)	302	248 (.549)

XAVIER		OVERALL		BIG EAST	
Years	Coach	W	L	W	L
1971-76	Tony Brueneman	33	18		
1976-86	Laurie Massa	98	146		
1986-95	Mark Ehlen	122	130		
1995-2002	Melanie Balcomb	135	78		
2002-11	Kevin McCuff	214	73		
2011-13	Amy Waugh	21	36		
2013-	Brian Neal	43	51	19	35
Totals		666	522 (.561)	19	35 (.352)

Review



BIGEASTTM

CONFERENCE



2015-16 Review

FINAL STANDINGS/BIG EAST TOURNAMENT RESULTS

BIG EAST CONFERENCE

2015-16 FINAL STANDINGS

	BIG EAST				OVERALL					
	W-L	Pct.	H	A	W-L	Pct.	H	A	N	Streak
20/17 DePaul* ^	16-2	.889	6-2	9-0	27-9	.750	14-5	12-3	1-1	L 1
Seton Hall ^	12-6	.667	6-3	6-3	23-9	.719	11-3	9-4	3-2	L 2
Villanova#	12-6	.667	6-3	6-3	20-12	.625	10-4	8-6	2-2	L 1
RV/RV St. John's& ^	11-7	.647	6-3	5-4	23-10	.697	11-3	10-6	2-1	L 1
Georgetown#	9-9	.500	5-4	4-5	16-14	.533	8-4	6-9	2-1	L 2
Marquette	9-9	.500	7-2	2-7	14-16	.467	10-4	3-11	1-1	L 2
Xavier	8-10	.444	6-3	2-7	17-13	.567	15-4	2-8	0-1	L 7
Creighton#	8-10	.412	5-4	3-6	17-18	.486	8-5	4-11	5-2	L 2
Butler	4-14	.222	3-6	1-8	10-21	.323	6-7	2-14	2-0	L 1
Providence	1-17	.056	1-8	0-9	5-24	.172	4-11	1-12	0-1	L 5

(Associated Press/ESPN-USA Today rankings) RV- receiving votes
 *regular-season champion; &BIG EAST Tournament champion;
 ^ NCAA Tournament qualifier;
 #WNIT qualifier

2016 BIG EAST TOURNAMENT RESULTS

(McGrath-Phillips Arena - DePaul University)

First Round – March 5

#7 Creighton 70, #10 Providence 53 ^
 #9 Butler 48, #8 Xavier 47 ^

Quarterfinals – March 6

#7 Creighton 58, #2 Villanova 48#
 #3 Seton Hall 93, #6 Marquette 86#
 #1 DePaul 76, #9 Butler 49#
 #4 St. John's 65, #5 Georgetown 52#

Semifinals – March 7

#7 Creighton 77, #3 Seton Hall 56*
 #4 St. John's 75, #1 DePaul 66*

Final – March 8

#4 St. John's 50, #7 Creighton 37*

^ BEDN
 #FOX Sports 2
 *FOX Sports 1

Most Outstanding Player

Aliyyah Handford (St. John's)

2016 BIG EAST Championship All-Tournament Team

Allazia Blockton (Marquette)
 Danaejah Grant (St. John's)
 Megan Podkowa (DePaul)
 Shakena Richardson (Seton Hall)
 MC McGrory (Creighton)



2015-16 Review

NCAA/WNIT CHAMPIONSHIP RESULTS

2016 NCAA DIVISION I WOMEN'S BASKETBALL CHAMPIONSHIP

(First Round - Louisville, Ky.)

March 18

No. 6 DePaul 97, No. 11 James Madison 67*

(First Round - Waco, Texas)

March 18

No. 9 Auburn 68, No. 8 St. John's 57*

(First Round - Storrs, Conn.)

March 19

No. 9 Duquesne 97, No. 8 Seton Hall 76*

(Second Round - Louisville, Ky.)

March 20

No. 6 DePaul 73, No. 3 Louisville, 72*

(Regional Semifinal - Dallas, Texas)

March 26

No. 2 Oregon State 83, No. 6 DePaul 71 ^

*ESPN2

^ ESPN



Sixth-seeded DePaul advanced to its second Sweet 16 in the last three seasons in 2016, cruising by 11th-seeded James Madison before upsetting No. 3 Louisville on its home court. The Blue Demons' run came to an end against second-seeded Oregon State in Dallas, Texas.



St. John's earned the automatic bid after winning the BIG EAST Tournament and fell to Auburn in the opening round in Waco, Texas.



Seton Hall earned its second straight at-large berth into the NCAA Tournament and headed to Storrs, Conn., for the second consecutive year.



2016 WNIT

First Round

Wednesday, March 16 - Vermillion, S.D.

South Dakota 74, Creighton 68

First Round

Thursday, March 17 - Piscataway, N.J.

Rutgers 57, Georgetown 55

First Round

Thursday, March 17 - Villanova, Pa.

Villanova 67, Liberty 51

Second Round

Saturday, March 19 - Villanova, Pa.

Hofstra 82, Villanova 74

2015-16 Review

2016 BIG EAST AWARD WINNERS

- BIG EAST PLAYER OF THE YEAR** - Chanise Jenkins, DePaul, Sr., G
BIG EAST FRESHMAN OF THE YEAR - Allazia Blockton, Marquette, Fr., G
BIG EAST COACH OF THE YEAR - Doug Bruno, DePaul
BIG EAST DEFENSIVE PLAYER OF THE YEAR - Aliyyah Handford, St. John's, Sr., G
BIG EAST MOST IMPROVED PLAYER AWARD - McKayla Yentz, Marquette, Jr., G
BIG EAST SPORTSMANSHIP AWARD - Katherine Coyer, Villanova, Sr., G
BIG EAST SIXTH WOMAN AWARD - Adrianna Hahn, Villanova, Fr., G
BIG EAST SCHOLAR-ATHLETE OF THE YEAR - Megan Podkowa, DePaul, Sr., G/F

ALL-BIG EAST FIRST TEAM

	<i>School</i>	<i>Class</i>	<i>Pos.</i>
Caroline Coyer	Villanova	Sr.	G
Danaejah Grant	St. John's	Sr.	G
Aliyyah Handford	St. John's	Sr.	G
Chanise Jenkins	DePaul	Sr.	G ^
Tabatha Richardson-Smith	Seton Hall	Sr.	G ^

ALL-BIG EAST SECOND TEAM

	<i>School</i>	<i>Class</i>	<i>Pos.</i>
Dorothy Adomako	Georgetown	So.	G
Allazia Blockton	Marquette	Fr.	G
Jessica January	DePaul	Jr.	G
Megan Podkowa	DePaul	Sr.	G/F
Dionna White	Georgetown	Fr.	G

ALL-BIG EAST HONORABLE MENTION

	<i>School</i>	<i>Class</i>	<i>Pos.</i>
Audrey Faber	Creighton	Fr.	F
Briana Glover	Xavier	Sr.	F
Alex Louin	Villanova	So.	G
Aleesha Powell	Seton Hall	Sr.	G
Shakena Richardson	Seton Hall	Grad.	G

ALL-BIG EAST FRESHMAN TEAM

	<i>School</i>	<i>Class</i>	<i>Pos.</i>
Allazia Blockton	Marquette	Fr.	G ^
Audrey Faber	Creighton	Fr.	F ^
Adrianna Hahn	Villanova	Fr.	G ^
Natisha Hiedeman	Marquette	Fr.	G
Dionna White	Georgetown	Fr.	G ^

^ Unanimous selections



Chanise Jenkins became the second-straight DePaul guard to be tabbed BIG EAST Player of the Year, finishing among the league leaders in points, steals and assists.



Allazia Blockton became the first BIG EAST Freshman of the Year out of Marquette after the rookie guard snapped the league's 21-year old freshman scoring record.



DePaul's Doug Bruno was voted BIG EAST Coach of the Year after leading the Blue Demons to at least a share of the regular-season title for the third consecutive year.

2015-16 Review

BIG EAST vs. Other Conferences

Conference	'05-06	'06-07	'07-08	'08-09	'09-10	'10-11	'11-12	'12-13	'13-14	'14-15	'15-16
American Athletic	0-0	0-0	0-0	0-0	0-0	0-0	0-0	0-0	1-2	4-6	5-4
America East	6-8	9-2	8-4	11-2	14-2	7-0	11-1	6-2	4-1	4-1	2-1
Atlantic Coast	14-7	3-11	8-8	10-6	12-8	12-5	10-11	9-7	3-5	1-8	4-4
Atlantic Sun	6-0	5-0	6-1	3-0	4-0	4-1	5-0	6-0	1-0	2-3	1-1
Atlantic 10	7-2	17-6	23-3	17-6	19-7	14-8	20-7	14-6	6-4	5-7	8-5
Big Sky	15-4	2-0	0-0	5-0	2-0	0-0	0-1	2-0	3-0	0-0	2-0
Big South	6-3	2-0	0-0	3-0	1-0	4-0	3-1	2-0	1-1	1-0	3-0
Big Ten	4-0	9-5	10-9	7-9	5-9	8-2	9-3	7-7	2-9	3-5	5-4
Big 12	3-6	0-4	6-4	7-4	5-4	4-9	5-6	4-4	2-2	1-3	3-2
Big West	1-0	2-0	1-0	0-0	3-0	4-0	2-1	1-1	0-0	1-0	1-0
Colonial	7-2	2-4	9-0	4-2	9-2	3-6	3-8	4-4	2-3	2-0	4-1
Conference USA	4-0	7-1	3-2	4-1	4-2	7-1	4-2	3-1	1-0	1-1	1-1
Great West	0-0	0-0	0-0	0-0	0-0	1-0	0-0	0-0	0-0	0-0	0-0
Horizon	8-0	11-0	8-0	9-2	12-3	9-1	3-1	5-2	3-3	2-2	1-4
Ivy	7-0	10-1	14-0	10-0	11-0	8-0	6-3	10-2	8-0	3-1	3-1
Metro Atlantic	8-3	8-6	12-2	8-1	9-0	8-2	10-0	7-1	4-0	5-2	5-0
Mid-American	8-1	8-2	10-0	12-1	6-2	4-2	9-1	6-3	1-4	1-0	0-1
Mid-Continent	2-0	6-0	0-0	0-0	0-0	0-0	0-0	0-0	0-0	0-0	0-0
Mid-Eastern	2-0	6-0	6-1	7-0	3-2	8-1	8-2	3-0	1-0	2-0	3-0
Missouri Valley	3-0	3-0	6-1	5-1	6-1	4-1	9-0	3-3	4-2	7-3	6-3
Mountain West	4-1	4-3	4-1	3-4	3-1	3-0	3-1	2-1	2-0	1-0	0-0
Northeast	12-4	9-1	10-0	9-1	11-0	12-1	7-1	10-2	5-0	3-2	4-0
Ohio Valley	3-0	4-0	2-0	6-0	6-0	6-0	4-0	9-0	3-0	0-0	1-0
Pacific 12	3-1	3-2	4-4	5-3	4-2	2-7	8-4	8-5	5-2	1-3	0-5
Patriot	6-1	8-2	10-0	7-0	1-1	6-0	9-0	6-1	3-0	3-1	3-0
Reclassifying	0-0	0-0	0-0	1-0	3-0	1-0	1-0	1-0	0-0	0-0	0-0
Southeastern	5-9	7-12	6-8	11-3	7-7	7-8	5-8	8-8	3-7	4-4	2-3
Southern	2-1	4-1	3-1	4-1	5-0	1-1	4-0	4-0	0-0	1-2	0-1
Southland	2-1	1-0	1-0	0-0	2-0	2-0	0-0	3-0	2-0	0-0	1-0
Southwestern	0-0	5-0	1-0	8-0	4-0	5-0	4-0	2-0	3-0	1-0	0-0
Summit	0-0	0-0	2-0	4-0	4-0	4-0	4-0	2-2	3-2	4-2	1-5
Sun Belt	2-4	4-0	9-0	4-0	2-1	3-1	2-0	1-0	1-1	0-0	1-0
West Coast	1-0	1-1	4-1	4-2	4-1	2-1	4-2	2-0	0-2	0-1	0-1
Western Athletic	1-0	1-1	0-0	1-1	2-0	2-0	3-0	3-0	0-0	2-0	1-0
Independent	1-3	2-0	3-1	4-0	1-0	1-0	4-0	2-0	1-0	2-0	0-0
Division II	3-0	1-0	0-0	4-1	1-1	2-0	1-1	0-0	0-0	1-0	0-0
Division III	0-0	0-0	0-0	1-0	1-0	1-0	0-0	0-0	1-0	0-0	0-0
TOTAL	156-61	163-65	189-51	198-51	186-56	180-62	181-65	155-62	79-50	68-57	73-47
	(.691)	(.719)	(.715)	(.788)	(.795)	(.769)	(.736)	(.714)	(.612)	(.544)	(.608)

BIG EAST Regular-Season Nonconference Record

Year	Record
2015-16	70-41 (.631)
2014-15	62-52 (.544)
2013-14	71-43 (.623)
2012-13	141-56 (.716)
2011-12	159-55 (.743)
2010-11	160-54 (.748)
2009-10	168-44 (.792)
2008-09	171-41 (.807)
2007-08	167-41 (.803)
2006-07	148-55 (.729)
2005-06	140-49 (.741)
2004-05	94-41 (.696)
2003-04	107-48 (.690)
2002-03	114-38 (.750)
2001-02	99-58 (.631)
2000-01	101-51 (.664)
1999-00	103-52 (.665)
1998-99	67-44 (.604)
1997-98	60-48 (.556)



BIG EAST teams finished non-conference play with a 70-41 (.631) mark for its highest winning percentage for the Conference in three seasons since realignment. Notable wins include DePaul over Texas A&M, St. John's over South Florida, Seton Hall over Princeton and Marquette over Auburn.



BIG EAST teams combined for .500 or better records against three of the "Power Five" conferences, including a 5-4 mark against the Big Ten and 3-2 versus the Big 12. Included in those are records are Butler's win over TCU and St. John's victory at Rutgers.

2015-16 Review

INDIVIDUAL STATS – CONFERENCE GAMES ONLY

SCORING

Player-Team	Cl	G	FG	3FG	FT	Pts	Avg/G
1. RICHARDSON-SMITH, T-SHU	SR	18	134	41	82	391	21.7
2. GRANT, Danaejah-SJU	SR	18	134	20	71	359	19.9
3. BLOCKTON, Allazia-MU	FR	18	119	10	89	337	18.7
4. JENKINS, Chanise-DPU	SR	18	101	35	45	282	15.7
5. HANDFORD, Aliyah-SJU	SR	18	113	4	44	274	15.2
6. WHITE, Dionna-GU	FR	18	100	14	53	267	14.8
7. ADOMAKO, Dorothy-GU	SO	14	78	9	39	204	14.6
8. POWELL, Aleesha-SHU	SR	18	82	41	51	256	14.2
9. JANUARY, Jessica-DPU	JR	18	101	15	33	250	13.9
10. PODKOWA, Megan-DPU	SR	18	100	26	20	246	13.7

REBOUNDING

Player-Team	Cl	G	OFF	DEF	TOT	Avg/G
1. JONES, Tiffany-SHU	SR	18	53	110	163	9.1
2. BLOCKTON, Allazia-MU	FR	18	47	98	145	8.1
3. PODKOWA, Megan-DPU	SR	18	45	95	140	7.8
4. WARD, Brittany-BU	FR	18	41	97	138	7.7
5. RICHARDSON-SMITH, T-SHU	SR	18	31	105	136	7.6
6. QUINN, Megan-VU	SO	18	24	104	128	7.1
7. DAVENPORT, Erika-MU	FR	18	61	66	127	7.1
8. GORDON, Lubirdia-SHU	JR	18	57	68	125	6.9
9. ADOMAKO, Dorothy-GU	SO	14	24	66	90	6.4
10. WHITE, Dionna-GU	FR	18	31	84	115	6.4

FIELD GOAL PCT (MIN. 3.0 MADE PER GAME)

Player-Team	Cl	G	FG	FGA	Pct
1. DAVENPORT, Erika-MU	FR	18	109	177	.616
2. PODKOWA, Megan-DPU	SR	18	100	174	.575
3. GRANT, Danaejah-SJU	SR	18	134	255	.525
4. BLACKWELL, Maddison-XU	JR	18	64	124	.516
5. GLOVER, Briana-XU	SR	18	62	127	.488
6. JANUARY, Jessica-DPU	JR	18	101	209	.483
7. WORKS, Lauren-CU	JR	18	55	114	.482
8. SCHULTE, Brooke-DPU	JR	18	66	137	.482
9. WALKER, Jade-SJU	JR	17	67	141	.475
10. OWENS, Jade-CU	SO	18	57	123	.463
POWELL, Aleesha-SHU	SR	18	82	177	.463

ASSISTS

Player-Team	Cl	G	Assists	Avg/G
1. JANUARY, Jessica-DPU	JR	18	99	5.50
2. JENKINS, Chanise-DPU	SR	18	98	5.44
3. RICHARDSON, Shakena-SHU	SR	17	92	5.41
4. WHITE, Dionna-GU	FR	18	80	4.44
5. WILBORN, Amani-MU	FR	18	76	4.22
6. OWENS, Jade-CU	SO	18	71	3.94
7. BLOCKTON, Allazia-MU	FR	18	70	3.89
LEWIS, Aaliyah-SJU	JR	18	70	3.89
9. COVER, Caroline-VU	SR	16	62	3.88
10. HANDFORD, Aliyah-SJU	SR	18	64	3.56

ASSIST/TURNOVER RATIO (MIN. 3.0 ASSISTS/ GAME)

Player-Team	Cl	G	FG	3FG	FT	Pts	Avg/G
1. PODKOWA, Megan-DPU	SR	18	59	3.3	22	1.2	2.68
2. COVER, Caroline-VU	SR	16	62	3.9	24	1.5	2.58
3. JENKINS, Chanise-DPU	SR	18	98	5.4	38	2.1	2.58
4. JANUARY, Jessica-DPU	JR	18	99	5.5	39	2.2	2.54
5. RICHARDSON, Shakena-SHU	SR	17	92	5.4	42	2.5	2.19
6. LEWIS, Aaliyah-SJU	JR	18	70	3.9	35	1.9	2.00
7. LAMBERTY, Sydney-CU	SO	17	57	3.4	33	1.9	1.73
8. BURTON, DiDi-GU	SO	18	59	3.3	35	1.9	1.69
9. OWENS, Jade-CU	SO	18	71	3.9	44	2.4	1.61
10. HIEDEMAN, Natisha-MU	FR	18	57	3.2	37	2.1	1.54

FREE THROW PCT (MIN. 2.0 MADE PER GAME)

Player-Team	Cl	G	FTM	FTA	Pct
1. GLOVER, Briana-XU	SR	18	63	73	.863
2. RICHARDSON-SMITH, T-SHU	SR	18	82	96	.854
3. JENKINS, Chanise-DPU	SR	18	45	54	.833
4. ADOMAKO, Dorothy-GU	SO	14	39	47	.830
5. FABER, Audrey-CU	FR	18	43	52	.827
6. MCGRORY, MC-CU	JR	18	37	46	.804
7. LEWIS, Aaliyah-SJU	JR	18	43	54	.796
8. WHITE, Dionna-GU	FR	18	53	69	.768
9. LOUIN, Alex-VU	SO	18	47	63	.746
10. BLOCKTON, Allazia-MU	FR	18	89	120	.742

STEALS

Player-Team	Cl	G	Steals	Avg/G
1. HANDFORD, Aliyah-SJU	SR	18	46	2.56
2. WHITE, Dionna-GU	FR	18	42	2.33
3. HIEDEMAN, Natisha-MU	FR	18	39	2.17
4. JANUARY, Jessica-DPU	JR	18	37	2.06
5. WILBORN, Amani-MU	FR	18	32	1.78
6. RICHARDSON, Shakena-SHU	SR	17	30	1.76
7. COVER, Caroline-VU	SR	16	27	1.69
8. ZANTT, Aliyah-XU	SR	18	29	1.61
9. JENKINS, Chanise-DPU	SR	18	28	1.56
BEAL, Sarah-PC	JR	18	28	1.56

3-POINT FG PCT (MIN. 1.0 MADE PER GAME)

Player-Team	Cl	G	3FG	FGA	Pct
1. PODKOWA, Megan-DPU	SR	18	26	53	.491
2. POWELL, Aleesha-SHU	SR	18	41	90	.456
HAHN, Adrianna-VU	FR	18	41	90	.456
4. WORKS, Lauren-CU	JR	18	37	86	.430
5. CHE, Clara-PC	FR	18	24	59	.407
6. GRANT, Danaejah-SJU	SR	18	20	56	.357
7. HIEDEMAN, Natisha-MU	FR	18	43	121	.355
8. MILLENDER, Ashton-DPU	SO	18	23	65	.354
9. JOLIN, Maddie-PC	FR	18	19	54	.352
10. LOUIN, Alex-VU	SO	18	31	91	.341

3-POINT FG MADE

Player-Team	Cl	G	3FG	Avg/G
1. LANGLOIS, Blaire-BU	SR	18	44	2.44
2. HIEDEMAN, Natisha-MU	FR	18	43	2.39
3. POWELL, Aleesha-SHU	SR	18	41	2.28
HAHN, Adrianna-VU	FR	18	41	2.28
RICHARDSON-SMITH, T-SHU	SR	18	41	2.28
YENTZ, McKayla-MU	JR	18	41	2.28
7. WORKS, Lauren-CU	JR	18	37	2.06
8. JENKINS, Chanise-DPU	SR	18	35	1.94
9. COVER, Caroline-VU	SR	16	30	1.88
10. BUCK, Sydney-BU	SO	18	32	1.78

BLOCKED SHOTS

Player-Team	Cl	G	Blocks	Avg/G
1. OBERT, Belle-BU	SR	17	57	3.35
2. GORDON, Lubirdia-SHU	JR	18	41	2.28
3. MEYER, Erica-PC	FR	17	24	1.41
4. PODKOWA, Megan-DPU	SR	18	24	1.33
JONES, Tiffany-SHU	SR	18	24	1.33
6. BELK, Yazmine-GU	SO	15	19	1.27
7. BATTLE, Logan-GU	SR	18	21	1.17
8. LITTLETON, Imani-SJU	SO	18	20	1.11
9. FABER, Audrey-CU	FR	18	19	1.06
10. ADOMAKO, Dorothy-GU	SO	14	14	1.00

MINUTES PLAYED

Player-Team	Cl	G	Minutes	Avg/G
1. GRANT, Danaejah-SJU	SR	18	654	36.33
2. RICHARDSON-SMITH, T-SHU	SR	18	638	35.44
3. LEWIS, Aaliyah-SJU	JR	18	637	35.39
4. WHITE, Dionna-GU	FR	18	603	33.50
5. COVER, Caroline-VU	SR	16	534	33.38
6. HIEDEMAN, Natisha-MU	FR	18	598	33.22
7. LANGLOIS, Blaire-BU	SR	18	597	33.17
POWELL, Aleesha-SHU	SR	18	597	33.17
9. BLOCKTON, Allazia-MU	FR	18	595	33.06
10. HANDFORD, Aliyah-SJU	SR	18	593	32.94

OFFENSIVE REBOUNDS

Player-Team	Cl	G	No.	Avg/G
1. DAVENPORT, Erika-MU	FR	18	61	3.39
2. GORDON, Lubirdia-SHU	JR	18	57	3.17
3. JONES, Tiffany-SHU	SR	18	53	2.94
4. VITALIS, Dominique-GU	SR	18	51	2.83
5. BLOCKTON, Allazia-MU	FR	18	47	2.61
6. WALKER, Jade-SJU	JR	17	44	2.59
7. PODKOWA, Megan-DPU	SR	18	45	2.50
8. WARD, Brittany-BU	FR	18	41	2.28
9. GRANT, Danaejah-SJU	SR	18	35	1.94
10. GRANT, Jacqui-DPU	JR	18	32	1.78

DEFENSIVE REBOUNDS

Player-Team	Cl	G	No.	Avg/G
1. JONES, Tiffany-SHU	SR	18	110	6.11
2. RICHARDSON-SMITH, T-SHU	SR	18	105	5.83
3. QUINN, Megan-VU	SO	18	104	5.78
4. BLOCKTON, Allazia-MU	FR	18	98	5.44
5. WARD, Brittany-BU	FR	18	97	5.39
6. PODKOWA, Megan-DPU	SR	18	95	5.28
7. OBERT, Belle-BU	SR	17	84	4.94
8. ADOMAKO, Dorothy-GU	SO	14	66	4.71
9. WHITE, Dionna-GU	FR	18	84	4.67
10. OWENS, Jade-CU	SO	18	83	4.61

INDIVIDUAL PLAYER GAME HIGHS

Points	34	RICHARDSON-SMITH, T. (Seton Hall) at St. John's (01/09/16)
Field goals made	14	JENKINS, Chanise (DePaul) at Georgetown (02/07/16)
Field goal attempts	29	RICHARDSON-SMITH, T. (Seton Hall) at Marquette (1/31/16)
Field goal %	.900 (9-10)	POWELL, Aleesha (Seton Hall) at DePaul (1/29/16)
	.900 (9-10)	GRANT, Danaejah (St. John's) at Seton Hall (2/7/16)
	.900 (9-10)	PODKOWA, Megan (DePaul) at Providence (2/19/16)
3-Pt FG made	10	JENKINS, Chanise (DePaul) at Georgetown (02/07/16)
	7	LANGLOIS, Blaire (Butler) at Providence (1/8/16)
	7	LANGLOIS, Blaire (Butler) at Marquette (2/12/16)
3-Pt FG attempts	15	RICHARDSON-SMITH, T. (Seton Hall) at Marquette (1/31/16)
	14	HAHN, Adrianna (Villanova) at Marquette (1/8/16)
	14	LANGLOIS, Blaire (Butler) at Marquette (2/12/16)
3-Pt %	1.000 (5-5)	POWELL, Aleesha (Seton Hall) at DePaul (1/29/16)
	.833 (5-6)	PODKOWA, Megan (DePaul) at St. John's (01/03/16)
	.833 (5-6)	WORKS, Lauren (Creighton) vs Providence (01/17/16)
Free throws made	13	BLOCKTON, Allazia (Marquette) vs Georgetown (1/10/16)
	13	RICHARDSON-SMITH, T. (Seton Hall) at Butler (02/19/16)
Free throw attempts	17	BLOCKTON, Allazia (Marquette) vs Georgetown (1/10/16)
	15	SCHICKEL, Tori (Butler) at Providence (1/8/16)
Free throw %	1.000 (8-8)	COVER, Katherine (Villanova) at Marquette (1/8/16)
	.929 (13-14)	RICHARDSON-SMITH, T. (Seton Hall) at Butler (02/19/16)
Rebounds	17	ZANTT, Aliyah (Xavier) vs Villanova (12/31/15)
	17	WARD, Brittany (Butler) vs Marquette (01/17/16)
Assists	12	WHITE, Dionna (Georgetown) at Seton Hall (2/12/16)
	10	JANUARY, Jessica (DePaul) at Seton Hall (1/5/16)
	10	JENKINS, Chanise (DePaul) vs St. John's (1/31/16)
	10	BURTON, DiDi (Georgetown) vs DePaul (02/07/16)
	10	BAILEY, Alexa (Butler) at Marquette (2/12/16)
	10	JENKINS, Chanise (DePaul) vs Butler (2/14/16)
Steals	6	HANDFORD, Aliyah (St. John's) at Providence (12/31/15)
	6	JOLIN, Maddie (Providence) vs Butler (1/8/16)
	6	JOLIN, Maddie (Providence) vs Xavier (1/10/16)
	6	HIEDEMAN, Natisha (Marquette) at Georgetown (02/05/26)
Blocked shots	6	WHITE, Dionna (Georgetown) at St. John's (02/14/16)
	6	SCHICKEL, Tori (Butler) vs Georgetown (12/31/15)
	6	OBERT, Belle (Butler) vs Providence (02/07/16)
	6	OBERT, Belle (Butler) at Marquette (2/12/16)
	6	GORDON, Lubirdia (Seton Hall) at Xavier (02/21/16)
	6	OBERT, Belle (Butler) at Georgetown (02/26/16)
Turnovers	9	GRANT, Danaejah (St. John's) vs Seton Hall (01/09/16)
	8	BLOCKTON, Allazia (Marquette) at St. John's (01/05/16)
	8	JOLIN, Maddie (Providence) at DePaul (1/24/16)
	8	LANGLOIS, Blaire (Butler) at Marquette (2/12/16)

2015-16 Review

TEAM STATS – CONFERENCE GAMES ONLY

SCORING OFFENSE

Team	G	W-L	Pts	Avg/G
1. DePaul	18	16-2	1448	80.4
2. Marquette	18	9-9	1399	77.7
3. Seton Hall	18	12-6	1346	74.8
4. St. John's	18	11-7	1185	65.8
5. Georgetown	18	9-9	1159	64.4
6. Creighton	18	8-10	1150	63.9
7. Villanova	18	12-6	1123	62.4
8. Xavier	18	8-10	1080	60.0
9. Butler	18	4-14	1048	58.2
10. Providence	18	1-17	1018	56.6

SCORING DEFENSE

Team	G	Pts	Avg/G
1. Villanova	18	1029	57.2
2. St. John's	18	1103	61.3
3. DePaul	18	1125	62.5
4. Georgetown	18	1136	63.1
5. Creighton	18	1145	63.6
6. Xavier	18	1154	64.1
7. Butler	18	1237	68.7
8. Seton Hall	18	1251	69.5
9. Providence	18	1363	75.7
10. Marquette	18	1413	78.5

SCORING MARGIN

Team	G	OFF	DEF	Margin
1. DePaul	18	80.4	62.5	+17.9
2. Seton Hall	18	74.8	69.5	+5.3
3. Villanova	18	62.4	57.2	+5.2
4. St. John's	18	65.8	61.3	+4.6
5. Georgetown	18	64.4	63.1	+1.3
6. Creighton	18	63.9	63.6	+0.3
7. Marquette	18	77.7	78.5	-0.8
8. Xavier	18	60.0	64.1	-4.1
9. Butler	18	58.2	68.7	-10.5
10. Providence	18	56.6	75.7	-19.2

FREE THROW PCT

Team	G	FTM	FTA	Pct
1. Villanova	18	172	219	.785
2. Creighton	18	183	236	.775
3. Xavier	18	260	367	.708
4. Georgetown	18	201	286	.703
5. Seton Hall	18	238	343	.694
6. DePaul	18	164	237	.692
7. Butler	18	180	268	.672
8. Marquette	18	237	353	.671
9. St. John's	18	213	326	.653
10. Providence	18	130	208	.625

FIELD GOAL PERCENTAGES

Team	G	FG	FGA	Pct
1. DePaul	18	566	1205	.470
2. St. John's	18	461	1035	.445
3. Marquette	18	524	1215	.431
4. Seton Hall	18	495	1149	.431
5. Creighton	18	416	1014	.410
6. Xavier	18	383	968	.396
7. Georgetown	18	447	1146	.390
8. Providence	18	401	1044	.384
9. Butler	18	381	1005	.379
10. Villanova	18	394	1050	.375

FIELD GOAL PCT DEFENSE

Team	G	FG	FGA	Pct
1. Georgetown	18	391	1038	.377
2. St. John's	18	403	1022	.394
3. Villanova	18	407	1013	.402
4. Seton Hall	18	449	1115	.403
5. Butler	18	462	1144	.404
6. Xavier	18	446	1099	.406
7. Creighton	18	436	1064	.410
8. DePaul	18	431	1040	.414
9. Marquette	18	546	1216	.449
10. Providence	18	497	1080	.460

3-POINT FG PCT

Team	G	FG	FGA	Pct
1. Creighton	18	135	382	.353
2. DePaul	18	152	435	.349
3. Seton Hall	18	118	362	.326
4. Villanova	18	163	502	.325
5. Marquette	18	114	355	.321
6. Providence	18	86	270	.319
7. Butler	18	106	337	.315
8. St. John's	18	50	173	.289
9. Georgetown	18	64	227	.282
10. Xavier	18	54	212	.255

3-POINT FG PCT DEFENSE

Team	G	FG	FGA	Pct
1. DePaul	18	80	294	.272
2. Villanova	18	62	212	.292
3. Creighton	18	87	295	.295
4. Butler	18	107	358	.299
5. St. John's	18	96	301	.319
6. Xavier	18	109	336	.324
7. Marquette	18	133	395	.337
8. Georgetown	18	121	359	.337
9. Providence	18	113	328	.345
10. Seton Hall	18	134	377	.355

REBOUNDING OFFENSE

Team	G	REB	Avg/G
1. Georgetown	18	769	42.7
2. Seton Hall	18	734	40.8
3. Marquette	18	717	39.8
4. DePaul	18	712	39.6
5. Butler	18	660	36.7
6. St. John's	18	657	36.5
7. Creighton	18	647	35.9
8. Xavier	18	642	35.7
9. Villanova	18	622	34.6
10. Providence	18	574	31.9

REBOUNDING DEFENSE

Team	G	REB	Avg/G
1. DePaul	18	606	33.7
2. St. John's	18	628	34.9
3. Creighton	18	653	36.3
4. Georgetown	18	664	36.9
5. Villanova	18	666	37.0
6. Seton Hall	18	666	37.0
7. Xavier	18	682	37.9
8. Butler	18	714	39.7
9. Marquette	18	720	40.0
10. Providence	18	735	40.8

REBOUNDING MARGIN

Team	G	TEAM Avg	OPP Avg	Margin
1. DePaul	18	712	39.6	+5.9
2. Georgetown	18	769	42.7	+5.8
3. Seton Hall	18	734	40.8	+3.8
4. St. John's	18	657	36.5	+3.9
5. Marquette	18	717	39.8	+0.2
6. Creighton	18	647	35.9	+0.3
7. Xavier	18	642	35.7	-2.2
8. Villanova	18	622	34.6	-2.4
9. Butler	18	660	36.7	-3.0
10. Providence	18	574	31.9	+8.9

BLOCKED SHOTS

Team	G	Blocks	Avg/G
1. Butler	18	107	5.94
2. Seton Hall	18	95	5.28
3. Georgetown	18	94	5.22
4. St. John's	18	79	4.39
5. Providence	18	52	2.89
6. Villanova	18	51	2.83
7. DePaul	18	49	2.72
8. Xavier	18	47	2.61
9. Creighton	18	43	2.39
10. Marquette	18	30	1.67

ASSISTS

Team	G	Assists	Avg/G
1. DePaul	18	369	20.50
2. Marquette	18	279	15.50
3. Creighton	18	279	15.50
4. Villanova	18	257	14.28
5. St. John's	18	247	13.72
6. Butler	18	236	13.11
7. Georgetown	18	231	12.83
8. Seton Hall	18	218	12.11
9. Providence	18	215	11.94
10. Xavier	18	204	11.33

STEALS

Team	G	Steals	Avg/G
1. Marquette	18	154	8.56
2. DePaul	18	147	8.17
3. Georgetown	18	140	7.78
4. Seton Hall	18	136	7.56
5. St. John's	18	135	7.50
6. Xavier	18	132	7.33
7. Providence	18	124	6.89
8. Butler	18	114	6.33
9. Villanova	18	104	5.78
10. Creighton	18	79	4.39

TURNOVER MARGIN

Team	G	Asst	Turn	Avg	Ratio	
1. DePaul	18	216	12.0	286	15.9	+3.89
2. Villanova	18	146	8.1	196	10.9	+2.78
3. St. John's	18	258	14.3	282	15.7	+1.33
4. Seton Hall	18	245	13.6	267	14.8	+1.22
5. Marquette	18	270	15.0	286	15.9	+0.89
6. Georgetown	18	239	13.3	253	14.1	+0.78
7. Xavier	18	249	13.8	234	13.0	-0.83
8. Creighton	18	242	13.4	207	11.5	-1.94
9. Providence	18	311	17.3	261	14.5	-2.78
10. Butler	18	317	17.6	221	12.3	-5.33

ASSIST/TURNOVER RATIO

Team	G	Asst	Avg	Turn	Avg	Ratio
1. Villanova	18	257	14.3	146	8.1	1.76
2. DePaul	18	369	20.5	216	12.0	1.71
3. Creighton	18	279	15.5	242	13.4	1.15
4. Marquette	18	279	15.5	270	15.0	1.03
5. Georgetown	18	231	12.8	239	13.3	0.97
6. St. John's	18	247	13.7	258	14.3	0.96
7. Seton Hall	18	218	12.1	245	13.6	0.89
8. Xavier	18	204	11.3	249	13.8	0.82
9. Butler	18	236	13.1	317	17.6	0.74
10. Providence	18	215	11.9	311	17.3	0.69

OFFENSIVE REBOUNDS

Team	G	No.	Avg/G
1. Georgetown	18	271	15.06
2. Marquette	18	250	13.89
3. Seton Hall	18	239	13.28
4. DePaul	18	237	13.17
5. St. John's	18	205	11.39
6. Butler	18	200	11.11
7. Xavier	18	181	10.06
8. Providence	18	180	10.00
9. Villanova	18	176	9.78
10. Creighton	18	175	9.72

OFFENSIVE REBOUND PERCENTAGE

Team	G	O-Reb	D-Reb	O-Reb %
1. Georgetown	18	271	470	0.366
2. DePaul	18	237	438	0.351
3. Seton Hall	18	239	458	0.343
4. Marquette	18	250	489	0.338
5. St. John's	18	205	415	0.331
6. Butler	18	200	455	0.305
7. Xavier	18	181	463	0.281
8. Creighton	18	175	452	0.279
9. Providence	18	180	491	0.268
10. Villanova	18	176	489	0.265

DEFENSIVE REBOUNDS

Team	G	No.	Avg/G
1. Georgetown	18	498	27.67
2. Seton Hall	18	495	27.50
3. DePaul	18	475	26.39
4. Creighton	18	472	26.22
5. Marquette	18	467	25.94
6. Xavier	18	461	25.61
7. Butler	18	460	25.56
8. St. John's	18	452	25.11
9. Villanova	18	446	24.78
10. Providence	18	394	21.89

DEFENSIVE REBOUND PERCENTAGE

Team	G	D-Reb	O-Reb	D-Reb %
1. DePaul	18	475	168	0.739
2. Georgetown	18	498	194	0.720
3. Villanova	18	466	177	0.716
4. Seton Hall	18	495	208	0.704
5. Creighton	18	472	201	0.701
6. St. John's	18	452	213	0.680
7. Xavier	18	461	219	0.678
8. Marquette	18	467	231	0.669
9. Butler	18	460	259	0.640
10. Providence	18	394	244	0.618

3-POINT FG MADE

Team	G	3FG	Avg/G
1. Villanova	18	163	9.06
2. DePaul	18	152	8.44
3. Creighton	18	135	7.50
4. Seton Hall	18	118	6.56
5. Marquette	18	114	6.33
6. Butler	18	106	5.89
7. Providence	18	86	4.78
8. Georgetown	18	64	3.56
9. Xavier	18	54	3.00
10. St. John's	18	50	2.78

2015-16 Review

OVERALL INDIVIDUAL STATS

SCORING

Player-Team	Cl	G	FG	3FG	FT	Pts	Avg/G
1. GRANT, Danaejah-SJU	SR	33	239	35	133	646	19.6
2. RICHARDSON-SMITH, T-SHU	SR	32	204	72	124	604	18.9
3. BLOCKTON, Allazia-MU	FR	30	205	22	129	561	18.7
4. HANDFORD, Aliyah-SJU	SR	33	227	8	82	544	16.5
5. ADOMAKO, Dorothy-GU	SO	26	143	14	78	378	14.5
6. WHITE, Dionna-GU	FR	30	162	24	88	436	14.5
7. JENKINS, Chanise-DPU	SR	36	189	71	73	522	14.5
8. POWELL, Aleesha-SHU	SR	32	148	60	98	454	14.2
9. JANUARY, Jessica-DPU	JR	36	199	34	75	507	14.1
10. COYER, Caroline-VU	SR	27	148	57	25	378	14.0

REBOUNDING

Player-Team	Cl	G	OFF	DEF	TOT	Avg/G
1. JONES, Tiffany-SHU	SR	32	84	192	276	8.6
2. PODKOWA, Megan-DPU	SR	36	98	184	282	7.8
3. BLOCKTON, Allazia-MU	FR	30	71	159	230	7.7
4. WARD, Brittany-BU	FR	31	56	176	232	7.5
5. RICHARDSON-SMITH, T-SHU	SR	32	48	174	222	6.9
6. DAVENPORT, Erika-MU	FR	30	103	100	203	6.8
7. GORDON, Lubirdia-SHU	JR	32	97	119	216	6.8
8. OBERT, Belle-BU	SR	29	45	142	187	6.4
9. QUINN, Megan-VU	SO	32	45	156	201	6.3
10. GRANT, Danaejah-SJU	SR	33	63	144	207	6.3

FIELD GOAL PCT (MIN. 3.0 MADE PER GAME)

Player-Team	Cl	G	FG	FGA	Pct
1. DAVENPORT, Erika-MU	FR	30	158	273	57.9
2. PODKOWA, Megan-DPU	SR	36	192	348	55.2
3. WALKER, Jade-SJU	JR	32	129	258	50.0
4. GRANT, Danaejah-SJU	SR	33	239	479	49.9
5. GLOVER, Briana-XU	SR	30	114	229	49.8
6. SCHULTE, Brooke-DPU	JR	36	129	276	46.7
7. POWELL, Aleesha-SHU	SR	32	148	317	46.7
8. BLOCKTON, Allazia-MU	FR	30	205	443	46.3
9. MCCROORY, MC-CU	JR	35	159	347	45.8
10. OWENS, Jade-CU	SO	35	105	231	45.5

ASSISTS

Player-Team	Cl	G	Assists	Avg/G
1. JANUARY, Jessica-DPU	JR	36	211	5.86
2. RICHARDSON, Shakena-SHU	SR	31	175	5.65
3. JENKINS, Chanise-DPU	SR	36	180	5.00
4. COYER, Caroline-VU	SR	27	119	4.41
5. WHITE, Dionna-GU	FR	30	123	4.10
6. LEWIS, Aaliyah-SJU	JR	33	129	3.91
7. WILBORN, Amani-MU	FR	30	115	3.83
8. OWENS, Jade-CU	SO	35	121	3.46
9. HANDFORD, Aliyah-SJU	SR	33	111	3.36
10. BURTON, Didi-GU	SO	30	98	3.27

FREE THROW PCT (MIN. 2.0 MADE PER GAME)

Player-Team	Cl	G	FTM	FTA	Pct
1. RICHARDSON-SMITH, T-SHU	SR	32	124	149	83.2
2. GLOVER, Briana-XU	SR	30	91	110	82.7
3. JENKINS, Chanise-DPU	SR	36	73	90	81.1
4. FABER, Audrey-CU	FR	35	72	89	80.9
5. MCCROORY, MC-CU	JR	35	77	96	80.2
6. WHITE, Dionna-GU	FR	30	88	110	80.0
7. ADOMAKO, Dorothy-GU	SO	26	78	99	78.8
8. GAFFNEY, Raeshaun-XU	JR	29	91	120	75.8
9. LEWIS, Aaliyah-SJU	JR	33	75	99	75.8
10. KING, Danielle-MU	FR	27	59	78	75.6

STEALS

Player-Team	Cl	G	Steals	Avg/G
1. WHITE, Dionna-GU	FR	30	77	2.57
2. HANDFORD, Aliyah-SJU	SR	33	83	2.52
3. HIEDEMAN, Natisha-MU	FR	30	65	2.17
4. JANUARY, Jessica-DPU	JR	36	69	1.92
5. WILBORN, Amani-MU	FR	30	54	1.80
6. ZANTT, Aliyah-XU	SR	30	52	1.73
7. BEAL, Sarah-PC	JR	29	50	1.72
8. OBERT, Belle-BU	SR	29	47	1.62
9. COYER, Caroline-VU	SR	27	43	1.59
10. JENKINS, Chanise-DPU	SR	36	57	1.58

3-POINT FG PCT (MIN. 1.0 MADE PER GAME)

Player-Team	Cl	G	3FG	FGA	Pct
1. PODKOWA, Megan-DPU	SR	36	52	108	.481
2. POWELL, Aleesha-SHU	SR	32	60	139	.432
3. FABER, Audrey-CU	FR	35	68	164	.415
4. HAHN, Adrianna-VU	FR	32	67	162	.414
5. NOGIC, Jovana 'YoYo'-PC	FR	29	52	128	.406
6. CHE, Clara-PC	FR	29	33	84	.393
7. MCCROORY, MC-CU	JR	35	41	106	.387
8. WORKS, Lauren-CU	JR	35	56	148	.378
9. MILLENDER, Ashton-DPU	SO	36	52	145	.359
10. BUCK, Sydney-BU	SO	31	64	181	.354

3-POINT FG MADE

Player-Team	Cl	G	3FG	Avg/G
1. LANGLOIS, Blaire-BU	SR	31	78	2.52
2. YENTZ, McKayla-MU	JR	30	70	2.33
3. HIEDEMAN, Natisha-MU	FR	30	68	2.27
4. RICHARDSON-SMITH, T-SHU	SR	32	72	2.25
5. COYER, Caroline-VU	SR	27	57	2.11
6. HAHN, Adrianna-VU	FR	32	67	2.09
7. BUCK, Sydney-BU	SO	31	64	2.06
8. JENKINS, Chanise-DPU	SR	36	71	1.97
9. FABER, Audrey-CU	FR	35	68	1.94
10. POWELL, Aleesha-SHU	SR	32	60	1.88

BLOCKED SHOTS

Player-Team	Cl	G	Blocks	Avg/G
1. OBERT, Belle-BU	SR	29	95	3.28
2. GORDON, Lubirdia-SHU	JR	32	74	2.31
3. JONES, Tiffany-SHU	SR	32	48	1.50
4. MEYER, Erica-PC	FR	28	41	1.46
5. BELK, Yazmine-GU	SO	26	35	1.35
6. PODKOWA, Megan-DPU	SR	36	44	1.22
7. ADOMAKO, Dorothy-GU	SO	26	31	1.19
8. FABER, Audrey-CU	FR	35	37	1.06
9. WALKER, Jade-SJU	JR	32	26	0.81
10. BATTLE, Logan-GU	SR	30	23	0.77

ASSIST/TURNOVER RATIO (MIN. 3.0 ASSISTS/GAME)

Player-Team	Cl	G	Asst	Avg	Turn	Avg	Ratio
1. COYER, Caroline-VU	SR	27	119	4.4	35	1.3	3.40
2. JANUARY, Jessica-DPU	JR	36	211	5.9	80	2.2	2.64
3. JENKINS, Chanise-DPU	SR	36	180	5.0	80	2.2	2.25
4. PODKOWA, Megan-DPU	SR	36	111	3.1	53	1.5	2.09
5. RICHARDSON, Shakena-SHU	SR	31	175	5.6	97	3.1	1.80
6. LEWIS, Aaliyah-SJU	JR	33	129	3.9	72	2.2	1.79
7. BURTON, Didi-GU	SO	30	98	3.3	59	2.0	1.66
8. OWENS, Jade-CU	SO	35	121	3.5	73	2.1	1.66
9. WHITE, Dionna-GU	FR	30	123	4.1	85	2.8	1.45
10. WILBORN, Amani-MU	FR	30	115	3.8	81	2.7	1.42

MINUTES PLAYED

Player-Team	Cl	G	Minutes	Avg/G
1. GRANT, Danaejah-SJU	SR	33	1187	35.97
2. LEWIS, Aaliyah-SJU	JR	33	1162	35.21
3. COYER, Caroline-VU	SR	27	926	34.30
4. LANGLOIS, Blaire-BU	SR	31	1059	34.16
5. RICHARDSON-SMITH, T-SHU	SR	32	1074	33.56
6. HIEDEMAN, Natisha-MU	FR	30	995	33.17
7. HANDFORD, Aliyah-SJU	SR	33	1069	32.39
8. COYER, Katherine-VU	SR	32	1029	32.16
9. WHITE, Dionna-GU	FR	30	963	32.10
10. POWELL, Aleesha-SHU	SR	32	1024	32.00
BLOCKTON, Allazia-MU	FR	30	960	32.00

OFFENSIVE REBOUNDS

Player-Team	Cl	G	No.	Avg/G
1. DAVENPORT, Erika-MU	FR	30	103	3.43
2. GORDON, Lubirdia-SHU	JR	32	97	3.03
3. PODKOWA, Megan-DPU	SR	36	98	2.72
4. JONES, Tiffany-SHU	SR	32	84	2.63
5. BLOCKTON, Allazia-MU	FR	30	71	2.37
6. VITALIS, Dominique-GU	SR	30	69	2.30
7. WALKER, Jade-SJU	JR	32	66	2.06
8. VALENTINE, Shantelle-MU	SO	30	61	2.03
9. GRANT, Danaejah-SJU	SR	33	63	1.91
10. WARD, Brittany-BU	FR	31	56	1.81

DEFENSIVE REBOUNDS

Player-Team	Cl	G	No.	Avg/G
1. JONES, Tiffany-SHU	SR	32	192	6.00
2. WARD, Brittany-BU	FR	31	176	5.68
3. RICHARDSON-SMITH, T-SHU	SR	32	174	5.44
4. BLOCKTON, Allazia-MU	FR	30	159	5.30
5. PODKOWA, Megan-DPU	SR	36	184	5.11
6. OBERT, Belle-BU	SR	29	142	4.90
7. QUINN, Megan-VU	SO	32	156	4.88
8. WHITE, Dionna-GU	FR	30	133	4.43
9. GRANT, Danaejah-SJU	SR	33	144	4.36
10. LANGLOIS, Blaire-BU	SR	31	135	4.35

INDIVIDUAL PLAYER GAME HIGHS

Points	34	RICHARDSON-SMITH, T. (Seton Hall) at St. John's (01/09/16)
	33	HANDFORD, Aliyah (St. John's) at Kansas (12/06/15)
Field goals made	16	HANDFORD, Aliyah (St. John's) at Kansas (12/06/15)
	14	RICHARDSON-SMITH, T. (Seton Hall) at St. John's (01/09/16)
Field goal attempts	29	RICHARDSON-SMITH, T. (Seton Hall) at Marquette (1/31/16)
	26	RICHARDSON-SMITH, T. (Seton Hall) at St. John's (01/09/16)
Field goal %	900	(9-10) MCCROORY, MC (Creighton) at Utah (12/09/15)
	900	(9-10) POWELL, Aleesha (Seton Hall) at DePaul (1/29/16)
	900	(9-10) GRANT, Danaejah (St. John's) at Seton Hall (2/7/16)
	900	(9-10) PODKOWA, Megan (DePaul) at Providence (2/19/16)
3-Pt FG made	10	JENKINS, Chanise (DePaul) at Georgetown (02/07/16)
	7	BUCK, Sydney (Butler) at UCF (11/29/15)
	7	LANGLOIS, Blaire (Butler) at Ball State (12/6/15)
	7	LANGLOIS, Blaire (Butler) at Providence (1/8/16)
	7	COYER, Caroline (Villanova) vs Penn (01/26/16)
	7	LANGLOIS, Blaire (Butler) at Marquette (2/12/16)
3-Pt FG attempts	16	LANGLOIS, Blaire (Butler) at Ball State (12/6/15)
	15	RICHARDSON-SMITH, T. (Seton Hall) at Marquette (1/31/16)
3-Pt %	1.000	(5-5) POWELL, Aleesha (Seton Hall) at DePaul (1/29/16)
	.857	(6-7) PODKOWA, Megan (DePaul) at Northwestern (12/19/15)
Free throws made	15	SCHICKEL, Tori (Butler) vs Valparaiso (11/13/15)
	13	BLOCKTON, Allazia (Marquette) vs Georgetown (1/10/16)
	13	RICHARDSON-SMITH, T. (Seton Hall) at Butler (02/19/16)
Free throw attempts	18	SCHICKEL, Tori (Butler) vs Valparaiso (11/13/15)
	17	BLOCKTON, Allazia (Marquette) vs Georgetown (1/10/16)
Free throw %	1.000	(10-10) LANGLOIS, Blaire (Butler) at Indiana State (12/21/15)
	1.000	(9-9) JANUARY, Jessica (DePaul) at Notre Dame (12/09/15)
	1.000	(8-8) GLOVER, Briana (Xavier) vs Tennessee Tech (12/03/15)
	1.000	(8-8) COYER, Katherine (Villanova) at Marquette (1/8/16)
Rebounds	22	SCHICKEL, Tori (Butler) vs Valparaiso (11/13/15)
	18	PODKOWA, Megan (DePaul) at Texas A&M (12/12/15)
	18	JONES, Tiffany (Seton Hall) vs Marquette (3/6/16)
Assists	13	JANUARY, Jessica (DePaul) at Texas A&M (12/12/15)
	12	WHITE, Dionna (Georgetown) at Seton Hall (2/12/16)
Steals	10	BEAL, Sarah (Providence) vs Bryant (12/9/15)
	7	WHITE, Dionna (Georgetown) at Memphis (11/22/15)
	7	POWELL, Aleesha (Seton Hall) at UT-Arlington (11/24/15)
	7	OWENS, Jade (Creighton) vs Eastern Washington (11/28/15)
Blocked shots	10	OBERT, Belle (Butler) vs TCU (12/01/15)
	7	OBERT, Belle (Butler) vs Green Bay (12/09/15)
Turnovers	10	HANDFORD, Aliyah (St. John's) vs Auburn (03/18/16)
	9	GRANT, Danaejah (St. John's) vs Seton Hall (01/09/16)

2015-16 Review

OVERALL TEAM STATS

SCORING OFFENSE

Team	G	W-L	Pts	Avg/G
1. DePaul	36	27-9	2913	80.9
2. Marquette	30	14-16	2321	77.4
3. Seton Hall	32	23-9	2345	73.3
4. St. John's	33	23-10	2201	66.7
5. Creighton	35	17-18	2272	64.9
6. Georgetown	30	16-14	1943	64.8
7. Villanova	32	20-12	2026	63.3
8. Xavier	30	17-13	1815	60.5
9. Butler	31	10-21	1808	58.3
10. Providence	29	5-24	1646	56.8

SCORING DEFENSE

Team	G	Pts	Avg/G
1. Villanova	32	1854	57.9
2. St. John's	33	1994	60.4
3. Xavier	30	1816	60.5
4. Georgetown	30	1851	61.7
5. Creighton	35	2174	62.1
6. DePaul	36	2357	65.5
7. Butler	31	2032	65.5
8. Seton Hall	32	2138	66.8
9. Providence	29	2039	70.3
10. Marquette	30	2350	78.3

SCORING MARGIN

Team	G	OFF	DEF	Margin
1. DePaul	36	80.9	65.5	+15.4
2. Seton Hall	32	73.3	66.8	+6.5
3. St. John's	33	66.7	60.4	+6.3
4. Villanova	32	63.3	57.9	+5.4
5. Georgetown	30	64.8	61.7	+3.1
6. Creighton	35	64.9	62.1	+2.8
7. Xavier	30	60.5	60.5	+0.0
8. Marquette	30	77.4	78.3	-1.0
9. Butler	31	58.3	65.5	-7.2
10. Providence	29	56.8	70.3	-13.6

FREE THROW PCT

Team	G	FTM	FTA	Pct
1. Creighton	35	337	431	.782
2. Villanova	32	293	383	.765
3. Xavier	30	415	575	.722
4. Seton Hall	32	415	584	.711
5. Georgetown	30	349	495	.705
6. DePaul	36	342	490	.698
7. Butler	31	326	469	.695
8. Marquette	30	322	594	.660
9. St. John's	33	399	610	.654
10. Providence	29	254	397	.640

FIELD GOAL PERCENTAGES

Team	G	FG	FGA	Pct
1. DePaul	36	1125	2450	.459
2. St. John's	33	851	1876	.454
3. Marquette	30	864	2008	.430
4. Seton Hall	32	855	2013	.425
5. Creighton	35	832	1992	.418
6. Xavier	30	646	1641	.394
7. Georgetown	30	744	1890	.394
8. Providence	29	628	1629	.386
9. Villanova	32	727	1908	.381
10. Butler	31	646	1709	.378

FIELD GOAL PCT DEFENSE

Team	G	FG	FGA	Pct
1. Georgetown	30	630	1713	.368
2. Butler	31	750	1972	.380
3. St. John's	33	723	1878	.385
4. Seton Hall	32	751	1939	.387
5. Xavier	30	705	1808	.390
6. Villanova	32	711	1806	.394
7. Creighton	35	818	2009	.407
8. Providence	29	743	1705	.436
9. DePaul	36	918	2106	.436
10. Marquette	30	884	1981	.446

3-POINT FG PCT

Team	G	FG	FGA	Pct
1. Creighton	35	271	739	.367
2. DePaul	36	321	910	.353
3. Providence	29	136	405	.336
4. Seton Hall	32	220	662	.332
5. Marquette	30	201	615	.327
6. Butler	31	190	602	.316
7. Villanova	32	279	892	.313
8. St. John's	33	100	326	.307
9. Xavier	30	108	392	.276
10. Georgetown	30	106	406	.261

3-POINT FG MADE

Team	G	3FG	Avg/G
1. DePaul	36	321	8.92
2. Villanova	32	279	8.72
3. Creighton	35	271	7.74
4. Seton Hall	32	220	6.88
5. Marquette	30	201	6.70
6. Butler	31	190	6.13
7. Providence	29	136	4.69
8. Xavier	30	108	3.60
9. Georgetown	30	106	3.53
10. St. John's	33	100	3.03

3-POINT FG PCT DEFENSE

Team	G	FG	FGA	Pct
1. DePaul	36	176	603	.292
2. Butler	31	178	609	.292
3. St. John's	33	167	544	.307
4. Creighton	35	171	549	.311
5. Xavier	30	158	507	.312
6. Villanova	32	121	387	.313
7. Providence	29	165	512	.322
8. Seton Hall	32	208	635	.328
9. Georgetown	30	187	566	.330
10. Marquette	30	217	649	.334

REBOUNDING OFFENSE

Team	G	REB	Avg/G
1. Georgetown	30	1273	42.4
2. Seton Hall	32	1270	39.7
3. Marquette	30	1183	39.4
4. DePaul	36	1417	39.4
5. Butler	31	1171	37.8
6. Xavier	30	1132	37.7
7. St. John's	33	1183	35.8
8. Creighton	35	1238	35.4
9. Villanova	32	1127	35.2
10. Providence	29	956	33.0

REBOUNDING DEFENSE

Team	G	REB	Avg/G
1. Creighton	35	1215	34.7
2. DePaul	36	1257	34.9
3. St. John's	33	1165	35.3
4. Xavier	30	1097	36.6
5. Georgetown	30	1113	37.1
6. Seton Hall	32	1196	37.4
7. Villanova	32	1226	38.3
8. Providence	29	1150	39.7
9. Butler	31	1252	39.7
10. Marquette	30	1207	40.2

REBOUNDING MARGIN

Team	G	TEAM Avg	OPP Avg	Margin
1. Georgetown	30	1273	42.4	+5.3
2. DePaul	36	1417	39.4	+4.4
3. Seton Hall	32	1270	39.7	+2.3
4. Xavier	30	1132	37.7	+1.2
5. Creighton	35	1238	35.4	+0.7
6. St. John's	33	1183	35.8	+0.5
7. Marquette	30	1183	39.4	-0.8
8. Butler	31	1171	37.8	-2.0
9. Villanova	32	1127	35.2	-3.1
10. Providence	29	956	33.0	-6.7

BLOCKED SHOTS

Team	G	Blocks	Avg/G
1. Butler	31	179	5.77
2. Seton Hall	32	167	5.22
3. Georgetown	30	154	5.13
4. St. John's	33	116	3.52
5. Providence	29	90	3.10
6. Xavier	30	84	2.80
7. Creighton	35	97	2.77
8. Villanova	32	88	2.75
9. DePaul	36	89	2.47
10. Marquette	30	53	1.77

ASSISTS

Team	G	Assists	Avg/G
1. DePaul	36	746	20.72
2. Creighton	35	537	15.34
3. Marquette	30	431	14.37
4. Villanova	32	456	14.25
5. St. John's	33	429	13.00
6. Butler	31	395	12.74
7. Xavier	30	370	12.33
8. Seton Hall	32	382	11.94
9. Georgetown	30	354	11.80
10. Providence	29	321	11.07

ASSISTS/TURNOVER RATIO

Team	G	Asst	Avg	Turn	Avg	Ratio
1. Villanova	32	456	14.3	252	7.9	1.81
2. DePaul	36	746	20.7	466	12.9	1.60
3. Creighton	35	537	15.3	429	12.3	1.25
4. Marquette	30	431	14.4	456	15.2	0.95
5. St. John's	33	429	13.0	483	14.6	0.89
6. Seton Hall	32	382	11.9	444	13.9	0.86
7. Xavier	30	370	12.3	439	14.6	0.84
8. Georgetown	30	354	11.8	456	15.2	0.78
9. Butler	31	395	12.7	543	17.5	0.73
10. Providence	29	321	11.1	520	17.9	0.62

TURNOVER MARGIN

Team	G	Team Avg	Turn Avg	Margin
1. DePaul	36	466	12.9	+4.56
2. Villanova	32	252	7.9	+3.00
3. Seton Hall	32	444	13.9	+1.94
4. St. John's	33	483	14.6	+1.79
5. Georgetown	30	456	15.2	+0.93
6. Marquette	30	456	15.2	+0.60
7. Xavier	30	439	14.6	-0.73
8. Creighton	35	429	12.3	-1.06
9. Providence	29	520	17.9	-2.90
10. Butler	31	543	17.5	-3.29

STEALS

Team	G	Steals	Avg/G
1. DePaul	36	333	9.25
2. Marquette	30	253	8.43
3. Georgetown	30	249	8.30
4. Seton Hall	32	258	8.06
5. St. John's	33	257	7.79
6. Xavier	30	224	7.47
7. Providence	29	194	6.69
8. Butler	31	195	6.29
9. Villanova	32	190	5.94
10. Creighton	35	174	4.97

OFFENSIVE REBOUNDS

Team	G	No.	Avg/G
1. Georgetown	30	442	14.73
2. DePaul	36	504	14.00
3. Marquette	30	419	13.97
4. Seton Hall	32	414	12.94
5. Xavier	30	344	11.47
6. Butler	31	331	10.68
7. St. John's	33	348	10.55
8. Villanova	32	322	10.06
9. Providence	29	290	10.00
10. Creighton	35	342	9.77

OFFENSIVE REBOUND PCT

Team	G	O-Reb	D-Reb	O-Reb %
1. Georgetown	30	442	772	0.364
2. DePaul	36	504	900	0.359
3. Marquette	30	419	809	0.341
4. Seton Hall	32	414	800	0.341
5. Xavier	30	344	728	0.321
6. St. John's	33	348	771	0.311
7. Butler	31	331	782	0.297
8. Creighton	35	342	856	0.285
9. Providence	29	290	767	0.274
10. Villanova	32	322	890	0.266

DEFENSIVE REBOUNDS

Team	G	No.	Avg/G
1. Georgetown	30	831	27.70
2. Butler	31	840	27.10
3. Seton Hall	32	856	26.75
4. Xavier	30	788	26.27
5. Creighton	35	896	25.60
6. Marquette	30	764	25.47
7. DePaul	36	913	25.36
8. St. John's	33	835	25.30
9. Villanova	32	805	25.16
10. Providence	29	666	22.97

DEFENSIVE REBOUND PCT

Team	G	D-Reb	O-Reb	D-Reb %
1. DePaul	36	913	357	0.719
2. Creighton	35	896	359	0.714
3. Georgetown	30	831	341	0.709
4. Villanova	32	805	336	0.706
5. Seton Hall	32	856	396	0.684
6. Xavier	30	788	369	0.681
7. St. John's	33	835	394	0.679
8. Marquette	30	764	398	0.657
9. Butler	31	840	450	0.651
10. Providence	29	666	383	0.635

TEAM HIGHS (HIGHEST TOTALS MADE BY)

Points	105	De
--------	-----	----

2015-16 Review


SUPERLATIVES



Allazia Blockton (Marquette) broke the 21-year old BIG EAST freshman scoring record with 337 points over 18 games for an 18.7 points per game average. Blockton was the league's No. 3 scorer both overall and in conference play.



Butler's Belle Obert recorded just the second points-rebounds-blocks triple-doubles by a BIG EAST player in league history, going 12-11-10 in a win over TCU on Dec. 15.



Chanise Jenkins matched the BIG EAST single-game record for three-pointers made with 10 triples at Georgetown on Feb. 7.

Aliyyah Handford became St. John's all-time leading scorer with her 27-point effort against Providence on Feb. 26. The Newark, N.J., native graduated with 2,058 points over her four-year career.




Seton Hall's Tabatha Richardson-Smith won the BIG EAST scoring title while teammate Tiffany Jones was the league's top rebounder as the Pirates became just the second program in conference history to lead the league in both statistical categories in the same season.

History



BIGEASTTM

CONFERENCE



Regular-Season Records

POINTS

INDIVIDUAL:

Game: 43, Angel McCoughtry, (UofL) vs. Providence, 1-31-09
 Rookie Game: 37, Kerri Chatten (PC) vs Seton Hall, 1-7-95
 Season: 478, Sarah Behn (BC), 1991-92
 Rookie Season: 337, Allazia Blockton (MU), 2015-16

TEAM:

Game: 128, Providence vs. Georgetown (114), 2-4-91
 Game (two teams): 242, Providence def. Georgetown (128 114), 2-4-91
 Season: 1640, Connecticut, 1998-99

SCORING AVERAGE

INDIVIDUAL:

Season: 26.6 ppg, Sarah Behn (BC), 1991-92 (478 pts. over 18 games)
 26.6 ppg, Angel McCoughtry (UofL), 2008-09 (426 pts. over 16 games)
 Rookie Season: 19.6 ppg, Maya Moore (UConn), 2007-08

TEAM:

Season: 95.4 ppg, Providence, 1990-91

REBOUNDS

INDIVIDUAL:

Game: 25, Peggy Walsh (UConn) vs Pittsburgh, 2-19-86
 Rookie Game: 20, Shelly Pennefather (VU), 1-28-84
 20, Kerri Chatten (PC) vs St. John's, 2-15-95
 20, Natalie Butler (GU) at Xavier, 1-8-14
 20, Natalie Butler (GU) vs. Providence, 3-1-14

Season: 248, Natalie Butler (GU), 2013-14

Rookie Season: 248, Natalie Butler (GU), 2013-14

TEAM:

Game: 70, Connecticut vs. Providence, 1-11-95
 Season: 942, Providence, 1994-95

REBOUND AVERAGE

INDIVIDUAL:

Season: 13.8 rpg, Natalie Butler (GU), 2013-14
 Rookie Season: 13.8 rpg, Natalie Butler (GU), 2013-14

TEAM:

Season: 52.3 rpg, Connecticut, 1994-95

FG MADE

INDIVIDUAL:

Game: 19 (of 31), Kathy Finn (PC) vs. Syracuse, 2-11-84
 Rookie Game: 14 (of 19), Tina Charles (UConn) vs. USF, 2-20-07
 Season: 170, Shelly Pennefather (VU), 1986-87
 Rookie Season: 123, Maya Moore (UConn), 2007-08

TEAM:

Game: 48, Notre Dame vs. Pittsburgh, 1-17-12
 Season: 601, Connecticut, 1994-95

FG ATTEMPTED

INDIVIDUAL:

Game: 37 (13 made), Andrea Smith (USF) vs. Notre Dame, 1-8-13
 Rookie Game: 26 (10 made), Maria Tchobanova (WVU) vs. Georgetown, 1-2-96
 Season: 349, Kerry Curran (BC), 1993-94
 Rookie Season: 272, Allazia Blockton (MU), 2015-16

TEAM:

Game: 100, Providence vs. Seton Hall, 1-4-88
 Season: 1,373, DePaul, 2014-15

FG PERCENTAGE

INDIVIDUAL:

Game: (minimum 8 attempts)
 1.000 (12-12), Jazz Covington (UofL) vs. Georgetown, 1-18-06
 1.000 (10-10), Nykesha Sales (UConn) vs. Notre Dame, 12-6-97
 1.000 (10-10), Nykesha Sales (UConn) vs. St. John's, 2-7-96
 1.000 (9-9), Olayinka Sanni (WVU) vs. DePaul, 1-9-07
 1.000 (8-8), Shea Ralph (UConn) vs. West Virginia, 1-2-99

Rookie Game:

(minimum 7 attempts)
 1.000 (7-7), Teresa Borton (ND) vs. Seton Hall, 1-9-02
 1.000 (7-7), Monique Lee (SHU) vs. Providence, 2-24-98
 1.000 (7-7), Peggi Jewell (GU) vs. St. John's, 2-9-89
 1.000 (7-7), Jennifer Clemente (RU) vs. St. John's, 1-30-96

Season:

.718 (125-174), Ruth Riley (ND), 1998-99

Rookie Season:

.647 (99-153), Tamika Williams (UConn), 1998-99

TEAM:

Game: .762 (32-42), Boston College vs. Syracuse, 1-9-89

Season:

.560, Villanova, 1986-87

3-PT FG MADE

INDIVIDUAL:

Game: 10 (of 14) Maya Moore (UConn) vs. Syracuse, 1-17-09
 10 (of 13) Chanise Jenkins (DePaul) at Georgetown, 2-7-16

Rookie Game:

8 (of 16) Jennifer Davis (PC) vs. Boston College, 2-13-94

Season:

66, Sheila McMillen (ND), 1998-99

Rookie Season:

58, Jennifer Davis (PC), 1993-94

TEAM:

Game: 18 (of 31), Louisville vs. Syracuse, 2-11-12

18 (of 25), Villanova vs. West Virginia, 1-3-01

18 (of 39), Connecticut vs. Syracuse, 1-17-09

Season:

199, DePaul, 2014-15

3-PT FG ATTEMPTED

INDIVIDUAL:

Game: 18 (6 made), Shoni Schimmel (UofL) vs. Marquette, 1-26-11
 18 (5 made), Erin Maloy, (Pitt) vs. Miami, 1-11-92

Rookie Game:

18 (6 made), Shoni Schimmel (UofL) vs. Marquette, 1-26-11

Season:

162 (58 made), Jennifer Davis (PC), 1993-94

Rookie Season:

162 (58 made), Jennifer Davis (PC), 1993-94

TEAM:

Game: 45 (11 made), Villanova at Georgetown, 1-29-14

Season: 541 (199 made), DePaul, 2014-15

3-PT FG PERCENTAGE

INDIVIDUAL:

Game: (minimum 5 attempts)
 1.000 (7-7), Terry Green (SHU) vs. DePaul, 1-28-12
 1.000 (7-7), Alicia Ratay (ND) vs. Rutgers, 2-19-00
 1.000 (6-6), Kate Bulger (WVU) vs. St. John's, 1-6-01
 1.000 (6-6), Catherine Bove (PC) at Cincinnati, 2-3-09
 1.000 (5-5), Wendy Davis (UConn) vs. Providence, 1-21-90
 1.000 (5-5), Krystal Ellis (MU) vs. West Virginia, 1-21-06
 1.000 (5-5), Tahnee Heins (SHU) vs. Miami, 2-21-95
 1.000 (5-5), Sheila McMillen (ND) vs. Connecticut, 12-8-98
 1.000 (5-5), Keirsten Walters (UConn) vs. Pittsburgh, 1-31-99
 1.000 (5-5), Clare Drosch (BC) vs. West Virginia, 1-30-02
 1.000 (5-5), Brittany Hrynko (DP) at Villanova, 2-25-14
 1.000 (5-5), Aleesha Powell (SHU) at DePaul, 1-29-16

Rookie Game:

(minimum 5 attempts)
 1.000 (7-7), Alicia Ratay (ND) vs. Rutgers, 2-19-00
 1.000 (6-6), Kate Bulger (WVU) vs. St. John's, 1-6-01
 1.000 (5-5), Krystal Ellis (MU) vs. West Virginia, 1-21-06
 1.000 (5-5), Keirsten Walters (UConn) vs. Pittsburgh, 1-31-99
 1.000 (5-5), Clare Drosch (BC) vs. West Virginia, 1-30-02

Season:

.517 (15-29), Shea Ralph (UConn), 1998-99

.512 (41-80), Cal Bouchard (BC), 1997-98

Rookie Season:

.493 (37-75), Alicia Ratay (ND), 1999-00

TEAM:

Game: (minimum 6 attempts)

1.000 (6-6), Syracuse vs. Villanova, 1-10-99

Season:

.449 (44-98), Seton Hall, 1993-94

Regular-Season Records

FT MADE

INDIVIDUAL:

Game: 19 (of 21), Mandy Saunders (PC) vs. Pittsburgh, 2 26 94
 19 (of 21), Sarah Behn (BC) vs. Syracuse, 1 11 92
 19 (of 21), Kerry Bascom (UConn) vs. St. John's, 2 9 91

Rookie Game: 19 (of 21), Mandy Saunders (PC) vs. Pittsburgh, 2 26 94

Season: 141, Sarah Behn (BC), 1992-93

Rookie Season: 100, Mandy Saunders (PC), 1993-94

TEAM:

Game: 45, Providence vs. Pittsburgh, 2-8-89

Season: 371, Providence, 1991-92

FT ATTEMPTED

INDIVIDUAL:

Game: 23, Ruth Riley (ND) vs. Miami, 2-22-00

Rookie Game: 21, Mandy Saunders (PC) vs. Pittsburgh, 2-26-94

Season: 168, Sarah Behn (BC), 1992-93

Rookie Season: 156, Holly Porter (BC), 1993-94

TEAM:

Game: 52, Providence vs. Pittsburgh, 2-8-89

Season: 514, Connecticut, 1998-99

FT PERCENTAGE

INDIVIDUAL:

Game: (minimum of 16 attempts)
 1.000 (17 17), Sarah Behn (BC) vs. Georgetown, 1 13 93
 1.000 (17 17), Arlesia Morse (MU) vs. Georgetown, 2-1-15
 1.000 (16 16), Kerry Bascom (UConn) vs. St. John's, 1 27 90
 1.000 (16-16), Katie Smrcka-Duffy (GU) vs. Seton Hall, 2-9-00

Rookie Game: (minimum of 10 attempts)

1.000 (13 13), Rebecca Lobo (UConn) vs. St. John's, 1 8 92

1.000 (10-10), Asjha Jones (UConn) vs. Syracuse, 2-3-99

1.000 (10-10), Nicole Michael (SU) vs. Cincinnati, 2-26-07

1.000 (10-10), Nadirah McKeith (STJ) vs. Marquette, 1-5-10

Season: .963 (26-27), Amy Duran (UConn), 1997-98

.963 (26-27), Mel Thomas (UConn), 2006-07

.952 (20 21), Laurie St. Jean (PC), 1983 84

Rookie Season: .881 (59 67), Angel Lewis (SU), 1991 92

TEAM:

Game: (minimum of 17 attempts)

1.000 (23-23), Syracuse vs. Providence, 1-31-12

1.000 (22-22), West Virginia vs. Boston College, 2-27-01

1.000 (20-20), Georgetown vs. Miami, 2-13-99

1.000 (18-18), Boston College vs. West Virginia, 1-2-05

1.000 (17-17), St. John's vs. Pittsburgh, 2-25-97

1.000 (17-17), St. John's vs. Rutgers, 1-30-02

1.000 (17-17), Boston College vs. West Virginia, 2-14-04

Season: .814 (153-188), Villanova, 2008-09

ASSISTS

INDIVIDUAL:

Game: 18, Margaret McKeon (STJ) vs. Georgetown, 1 16 91

Rookie Game: 14, Mandy Saunders (PC) vs. Syracuse, 1 12 94

Season: 147, Shanya Evans (PC), 1990 91

Rookie Season: 143, Gina Graziani (Miami), 1996-97

TEAM:

Game: 35, Providence vs. Georgetown, 1 22 86

35, Providence vs. Seton Hall, 1 29 86

Season: 413, Villanova, 1986 87

ASSIST AVERAGE

INDIVIDUAL:

Season: 9.7 apg, Shanya Evans (PC), 1989 90

Rookie Season: 7.9 apg, Gina Graziani (Miami), 1996-97

TEAM:

Season: 25.8, Villanova, 1986 87

STEALS

INDIVIDUAL:

Game: 11, Maria Tchobanova (WVU) vs. Pittsburgh, 1-4-96

Rookie Game: 11, Maria Tchobanova (WVU) vs. Pittsburgh, 1-4-96

Season: 78, Angel McCoughtry (UofL), 2008-09

Rookie Season: 60, Raquel Nurse (SU), 1994 95

TEAM:

Game: 24, Georgetown vs. Notre Dame, 1-29-00

24, Villanova vs. Boston College, 2 18 24

24, West Virginia vs. Pittsburgh, 1-4-96

Season: 258, Connecticut, 1997-98

BLOCKED SHOTS

INDIVIDUAL:

Game: 14, Chris Palombi (SU) vs. Georgetown, 1 13 84

Rookie Game: 9, Tina Charles (UConn) vs. Notre Dame, 1-27-07

Season: 70, Rebecca Lobo (UConn), 1993 94

Rookie Season: 48, Kara Wolters (UConn), 1993 94

TEAM:

Game: 17, West Virginia at Cincinnati, 1-8-11

17, USF at West Virginia, 2-21-09

17, Connecticut vs. Seton Hall, 1 13 95

Season: 134, Connecticut, 1993 94

PERSONAL FOULS

TEAM:

Game: 34, Boston College vs. Georgetown, 1 13 93

34, Boston College vs. Providence, 1 25 95

Season: 430, Boston College, 1992 93

MISCELLANEOUS

TEAM:

Fewest Points: 24, Providence vs. Connecticut, 2-5-05

Fewest Points in a Half: 6, St. John's vs. Boston College, 1-2-01

6, Providence vs. Connecticut, 2-5-05

Fewest Points in a Quarter: 1, Butler at Xavier, 1-29-16

Most Points in a Quarter: 35, Marquette vs. Georgetown, 1-10-16

Fewest Points Combined: 71 (38-33), St. John's def. Pittsburgh, 1-27-01

Victory Margin: 78 (126-48), Connecticut def. Providence, 1-6-98

Fewest Turnovers: 3, Georgetown vs. Villanova, 2-5-00

3, Connecticut vs. Pittsburgh, 2-22-05

3, Pittsburgh vs. Villanova, 2-6-07

3, St. John's vs. Villanova, 2-9-08

3, USF vs. Villanova, 2-19-08

3, Villanova at Georgetown, 1-29-14

3, Villanova vs. Georgetown, 2-23-14

3, Villanova vs. Seton Hall, 1-23-15

3, Villanova at Butler, 12-29-15

Season:

Lowest Scoring Average: 43.6 ppg, Providence, 2004-05

44.2 ppg, Providence, 2004-05

**NCAA women's basketball changed to quarters in 2015-16*



Notre Dame's Ruth Riley attempted 25 free-throws against Miami on Feb. 22, 2000 to set the BIG EAST record.

All-Time BIG EAST Standings

ALL-TIME COMPOSITE REGULAR SEASON STANDINGS (1982-15)

	W	L	Pct.
Connecticut	406	89	.820
Notre Dame	232	64	.784
Rutgers	202	94	.682
DePaul	123	59	.676
Virginia Tech	40	24	.625
Louisville	80	48	.625
Miami	129	95	.576
Creighton	30	24	.556
Villanova	302	248	.549
Boston College	182	170	.517
Marquette	87	95	.478
West Virginia	125	155	.446
USF	57	71	.445
St. John's	245	305	.445
Butler	24	30	.444
Syracuse	197	298	.398
Georgetown	213	337	.387
Seton Hall	213	337	.387
Providence	210	340	.382
Pittsburgh	176	320	.355
Xavier	19	35	.352
Cincinnati	35	93	.273

REGULAR SEASON CHAMPIONSHIPS

Connecticut	16	(1989, 1990-s, 1991, 1994, 1995, 1999, 2000, 2001-s, 2002, 2003, 2004, 2007, 2008, 2009, 2010, 2011)
DePaul	3	(2014, 2015-s, 2016)
Providence	3	(1983-s, 1986, 1990-s)
Rutgers	3	(1991-s, 2005, 2006)
Villanova	3	(1984-s, 1985-s, 1987)
Miami	2	(1992, 1993-s)
Notre Dame	2	(2001-s, 2012, 2013)
St. John's	2	(1983-s, 1985-s)
Seton Hall	1	(2015-s)
Pittsburgh	1	(1984-s)
Syracuse	1	(1988)
Georgetown	1	(1993-s)
Notre Dame	1	(2001-s)
Syracuse	1	(1988)
Georgetown	1	(1993-s)

DIVISIONAL CHAMPIONSHIPS (divisional play: 1996-98)

Connecticut	3	(BE 6) (1996, 1997, 1998)
Providence	1	(BE 7) (1996-s)
Miami	1	(BE 7) (1996-s)
Syracuse	1	(BE 7) (1996-s)
Seton Hall	1	(BE 7) (1996-s)
Georgetown	1	(BE 7) (1997)
Rutgers	1	(BE 7) (1998)

s - shared

BIG EAST RECORDS:

Most wins in a season:	18, Miami (1991-92); Connecticut (1994-95, 1996-97)
Most consecutive winning seasons:	27, UConn (1986-87 through 2012-13); 10, Notre Dame (1995-96 through 2004-05)
Undefeated seasons:	Miami, 18-0 (1991-92); Connecticut, 18-0 (1994-95, 1996-97, 1999-00); Connecticut, 16-0 (2001-02, 2002-03, 2006-07, 2008-09, 2009-10, 2010-11); Rutgers, 16-0 (2005-06), Notre Dame (2012-13)
Most consecutive regular season wins:	47, UConn (Jan. 4, 1996 - Feb. 7, 1998)

ALL-TIME TEAM RECORDS IN BIG EAST TOURNAMENT GAMES

	W	L	Pct.
Connecticut	67	13	.838
Virginia Tech	4	2	.667
DePaul	15	9	.625
Notre Dame	24	17	.585
Louisville	11	8	.579
Rutgers	23	17	.575
Creighton	4	3	.571
Miami	14	11	.560
Villanova	32	30	.516
St. John's	27	28	.491
West Virginia	15	16	.484
Boston College	20	22	.476
Providence	19	28	.404
Seton Hall	21	32	.396
Marquette	7	11	.389
USF	5	8	.385
Syracuse	16	28	.364
Pittsburgh	15	28	.349
Georgetown	15	31	.326
Butler	1	3	.250
Xavier	1	3	.250
Cincinnati	2	7	.222

BIG EAST TOURNAMENT RECORDS:

Most consecutive tournament games won:	29, Connecticut (1994-2003 SF)
Most consecutive tournament games lost:	10, Providence (2002 1R - current)
Most consecutive championships won:	9, Connecticut (1994, 1995, 1996, 1997, 1998, 1999, 2000, 2001, 2002)
Most championship game appearances:	23, Connecticut (1989, 1990, 1991, 1992, 1994, 1995, 1996, 1997, 1998, 1999, 2000, 2001, 2002, 2003, 2005, 2006, 2007, 2008, 2009, 2010, 2011, 2012, 2013)
Most consecutive championship game appearances:	10, Connecticut (1994, 1995, 1996, 1997, 1998, 1999, 2000, 2001, 2002, 2003)

BIG EAST TOURNAMENT CHAMPIONSHIPS

Connecticut	18	(1989, 1991, 1994, 1995, 1996, 1997, 1998, 1999, 2000, 2001, 2002, 2005, 2006, 2008, 2009, 2010, 2011, 2012)
St. John's	4	(1983, 1984, 1988, 2016)
Villanova	3	(1986, 1987, 2003)
DePaul	2	(2014, 2015)
Miami	2	(1992, 1993)
Boston College	1	(2004)
Notre Dame	1	(2013)
Providence	1	(1990)
Rutgers	1	(2007)
Syracuse	1	(1985)

All-Time BIG EAST Standings

2015-16 BIG EAST Overall

DePaul	16-2	27-9
Seton Hall	12-6	23-9
Villanova	12-6	20-12
St. John's	11-7	23-10
Georgetown	9-9	16-14
Marquette	9-9	14-16
Xavier	8-10	17-13
Creighton	8-10	17-18
Butler	4-14	10-21
Providence	1-17	5-24

NCAA – DePaul, St. John's, Seton Hall
WNIT – Creighton, Georgetown, Villanova

2014-15 BIG EAST Overall

Seton Hall	15-3	28-6
DePaul	15-3	27-8
Villanova	12-6	22-14
St. John's	11-7	23-11
Creighton	10-8	17-14
Butler	10-8	14-16
Xavier	8-10	18-15
Marquette	4-14	9-22
Providence	3-15	6-24
Georgetown	2-16	4-27

NCAA – DePaul, Seton Hall
WNIT – Villanova, St. John's, Creighton

2013-14 BIG EAST Overall

DePaul	15-3	29-7
St. John's	13-5	23-11
Villanova	12-6	23-9
Creighton	12-6	20-14
Marquette	11-7	22-11
Butler	10-8	15-16
Seton Hall	8-10	20-14
Georgetown	4-14	11-21
Xavier	3-15	8-23
Providence	2-16	7-23

NCAA – DePaul, St. John's
WNIT – Butler, Creighton, Marquette, Seton Hall, Villanova

2012-13 BIG EAST Overall

Notre Dame	16-0	35-2
Connecticut	14-2	35-4
Syracuse	11-5	24-8
Louisville	11-5	29-9
St. John's	11-5	18-13
Villanova	9-7	21-11
DePaul	9-7	21-12
USF	9-7	22-11
Rutgers	7-9	16-14
Marquette	7-9	16-16
Georgetown	5-11	15-16
Seton Hall	5-11	11-20
Cincinnati	4-12	12-18
Providence	2-14	7-23
Pittsburgh	0-16	9-21

NCAA – Connecticut, Louisville, Notre Dame, St. John's, Villanova, Syracuse, USF

WNIT – Marquette

2011-12 BIG EAST Overall

Notre Dame	15-1	35-4
St. John's	13-3	24-10
Connecticut	13-3	33-5
Georgetown	11-5	23-9
West Virginia	11-5	23-9
Rutgers	10-6	22-10
Louisville	10-6	23-10
DePaul	9-7	23-11
USF	8-8	19-16
Villanova	6-10	19-15
Cincinnati	6-10	16-16
Syracuse	6-10	22-15
Providence	5-11	13-17
Marquette	4-12	14-17
Seton Hall	1-15	8-23
Pittsburgh	0-16	8-22

NCAA – Connecticut, DePaul, Georgetown, Louisville, Notre Dame, Rutgers, St. John's, West Virginia

WNIT – Cincinnati, USF, Syracuse, Villanova

2010-11 BIG EAST Overall

Connecticut	16-0	36-2
DePaul	13-3	29-7
Notre Dame	13-3	31-8
Rutgers	11-5	20-13
Marquette	10-6	24-9
Louisville	10-6	22-13
St. John's	9-7	22-11
Georgetown	9-7	24-11
Syracuse	9-7	25-10
West Virginia	8-8	24-10
Providence	6-10	13-16
Pittsburgh	5-11	14-17
USF	3-13	12-19
Villanova	3-13	12-19
Cincinnati	2-14	9-20
Seton Hall	1-15	8-22

NCAA – Connecticut, DePaul, Georgetown, Louisville, Marquette, Notre Dame, Rutgers, St. John's, West Virginia

WNIT – Syracuse

2009-10 BIG EAST Overall

Connecticut	16-0	39-0
West Virginia	13-3	29-6
Georgetown	13-3	26-7
St. John's	12-4	25-7
Notre Dame	12-4	29-6
Rutgers	9-7	19-15
DePaul	9-7	21-12
Providence	7-9	19-15
Syracuse	7-9	25-11
Marquette	6-10	17-16
USF	6-10	15-16
Pittsburgh	5-11	16-15
Louisville	5-11	14-18
Cincinnati	4-12	12-18
Villanova	3-13	14-16
Seton Hall	1-15	9-21

NCAA – Connecticut (NCAA Champions), DePaul, Georgetown, Notre Dame, Rutgers, St. John's, West Virginia

WNIT – Marquette, Pittsburgh, Providence, USF, Syracuse

2008-09 BIG EAST Overall

Connecticut	16-0	39-0
Louisville	14-2	34-5
Pittsburgh	12-4	25-8
Villanova	10-6	19-14
Notre Dame	10-6	22-9
DePaul	10-6	23-10
Rutgers	9-7	21-13
USF	8-8	27-10
Marquette	7-9	17-16
Georgetown	7-9	20-14
West Virginia	5-11	18-15
Syracuse	5-11	17-15
St. John's	4-12	19-15
Providence	4-12	10-20
Seton Hall	4-12	17-14
Cincinnati	3-13	14-17

NCAA – Connecticut (National Champions), DePaul, Louisville (Final Four), Notre Dame, Pittsburgh, Rutgers, Villanova

WNIT – Georgetown, Marquette, St. John's, USF (Champions), Syracuse, West Virginia

2007-08 BIG EAST Overall

Connecticut	15-1	36-2
Rutgers	14-2	27-7
West Virginia	12-4	25-8
Notre Dame	11-5	25-9
Pittsburgh	10-6	24-11
Syracuse	10-6	22-9
Louisville	10-6	26-10
Marquette	8-8	21-14
DePaul	8-8	20-12
St. John's	7-9	18-15
USF	5-11	16-16
Villanova	5-11	17-16
Georgetown	5-11	15-14
Seton Hall	3-13	13-15
Cincinnati	3-13	12-16
Providence	2-14	12-17

NCAA – Connecticut (Final Four), DePaul, Louisville, Notre Dame, Pittsburgh, Rutgers, Syracuse, West Virginia

WNIT – Marquette (Champions), St. John's, USF, Villanova

2006-07 BIG EAST Overall

Connecticut	16-0	32-4
Rutgers	12-4	27-9
Marquette	12-4	26-7
West Virginia	11-5	21-11
Louisville	10-6	27-8
Pittsburgh	10-6	24-9
Notre Dame	10-6	20-12
USF	9-7	21-12
Seton Hall	9-7	19-12
DePaul	8-8	19-13
Cincinnati	6-10	15-14
St. John's	4-12	8-20
Providence	3-13	13-16
Syracuse	3-13	9-20
Georgetown	3-13	13-16
Villanova	2-14	8-21

NCAA – Connecticut, DePaul, Louisville, Marquette, Notre Dame, Pittsburgh, Rutgers (Final Four), West Virginia

WNIT – Seton Hall, USF

All-Time BIG EAST Standings

2005-06 BIG EAST Overall

Rutgers	16-0	27-5
Connecticut	14-2	32-5
DePaul	11-5	27-7
St. John's	11-5	22-8
Louisville	10-6	19-10
Pittsburgh	9-7	22-11
USF	9-7	19-12
Villanova	9-7	21-11
Marquette	9-7	22-11
Notre Dame	8-8	18-12
Cincinnati	7-9	17-12
West Virginia	4-12	15-16
Georgetown	3-13	10-17
Providence	3-13	8-19
Seton Hall	3-13	6-21
Syracuse	2-14	9-18

NCAA - Connecticut, DePaul, Louisville, Notre Dame, St. John's, Rutgers, USF

WNIT - Cincinnati, Marquette, Pittsburgh, Villanova

2004-05 BIG EAST Overall

Rutgers	14-2	28-7
Notre Dame	13-3	27-6
Connecticut	13-3	25-8
Boston College	10-6	20-10
Villanova	10-6	19-12
Georgetown	7-9	12-16
West Virginia	7-9	21-13
St. John's	7-9	20-11
Seton Hall	6-10	14-14
Pittsburgh	5-11	13-15
Syracuse	4-12	13-16
Providence	0-16	1-27

NCAA - Boston College, Connecticut, Notre Dame, Rutgers

WNIT - Marquette, St. John's, USF, Villanova, West Virginia

2003-04 BIG EAST Overall

Connecticut	14-2	31-4
Notre Dame	12-4	21-11
Villanova	12-4	23-7
Miami	11-5	22-7
Boston College	11-5	27-7
West Virginia	10-6	21-11
Rutgers	10-6	21-12
Virginia Tech	10-6	23-8
Georgetown	7-9	13-15
Seton Hall	6-10	15-15
St. John's	4-12	10-18
Syracuse	3-13	6-21
Pittsburgh	2-14	6-20
Providence	0-16	4-23

NCAA - Boston College, Connecticut (National Champions), Miami, Notre Dame, Rutgers, Villanova, Virginia Tech, West Virginia

WNIT - Seton Hall

2002-03 BIG EAST Overall

Connecticut	16-0	37-1
Rutgers	13-3	21-8
Villanova	12-4	28-6
Boston College	12-4	22-9
Virginia Tech	10-6	22-10
Notre Dame	10-6	21-11
Miami	8-8	18-13
Seton Hall	7-9	14-15
Georgetown	6-10	15-14
Syracuse	5-11	10-18
Pittsburgh	4-12	12-16
West Virginia	4-12	15-13
Providence	3-13	9-18
St. John's	2-14	8-19

NCAA - Boston College, Connecticut (National Champions), Miami, Notre Dame, Rutgers, Villanova, Virginia Tech

WNIT - Georgetown, Seton Hall

2001-02 BIG EAST Overall

Connecticut	16-0	39-0
Notre Dame	13-3	20-10
Boston College	12-4	23-8
Villanova	12-4	20-11
Miami	10-6	19-12
Virginia Tech	9-7	21-11
Syracuse	9-7	18-13
Providence	7-9	13-15
Seton Hall	6-10	15-14
West Virginia	6-10	14-14
Rutgers	5-11	9-20
Georgetown	4-12	12-16
Pittsburgh	3-13	8-19
St. John's	0-16	3-24

NCAA - Boston College, Connecticut (National Champions), Notre Dame, Syracuse, Villanova

WNIT - Miami, Virginia Tech

2000-01 BIG EAST Overall

Notre Dame	15-1	34-2
Connecticut	15-1	32-3
Rutgers	13-3	23-8
Virginia Tech	11-5	22-9
Villanova	11-5	22-9
Seton Hall	9-7	16-12
Boston College	7-9	14-15
Georgetown	6-10	17-15
Syracuse	6-10	12-15
Miami	6-10	13-15
Providence	4-12	11-17
St. John's	3-13	8-20
Pittsburgh	3-13	9-18
West Virginia	3-13	5-22

NCAA - Connecticut (Final Four), Notre Dame (National Champions), Rutgers, Villanova, Virginia Tech

WNIT - Georgetown

1999-00 BIG EAST Overall

Connecticut	16-0	36-1
Notre Dame	15-1	27-5
Rutgers	12-4	26-8
Boston College	12-4	26-9
Georgetown	9-7	17-13
Villanova	7-9	15-15
Miami	7-9	14-15
Pittsburgh	7-9	16-13
St. John's	5-11	11-18
Seton Hall	5-11	11-16
Providence	5-11	10-17
Syracuse	3-13	10-18
West Virginia	1-15	6-22

NCAA - Boston College, Connecticut (National Champions), Notre Dame, Rutgers (Final Four)

WNIT - Georgetown, Pittsburgh, Villanova

1998-99 BIG EAST Overall

Connecticut	17-1	29-5
Rutgers	17-1	29-6
Notre Dame	15-3	26-5
Boston College	12-6	22-8
Georgetown	10-8	18-12
Villanova	9-9	14-14
Miami	9-9	15-14
St. John's	7-11	13-18
Syracuse	6-12	10-17
West Virginia	5-13	10-17
Providence	4-14	5-22
Pittsburgh	3-15	8-19
Seton Hall	3-15	6-21

NCAA - Boston College, Connecticut, Notre Dame, Rutgers

WNIT - Georgetown, Miami

1997-98 BIG EAST Overall

BE 7		
Rutgers	14-4	22-10
Miami	13-5	19-10
Syracuse	7-11	12-15
Providence	6-12	10-17
Seton Hall	6-12	8-19
Georgetown	5-13	9-19
Pittsburgh	3-15	6-21
BE 6		
Connecticut	17-1	34-3
Notre Dame	12-6	22-10
Villanova	12-6	19-10
Boston College	11-7	17-11
West Virginia	7-11	12-16
St. John's	4-14	6-21

NCAA - Connecticut, Miami, Notre Dame, Rutgers

WNIT - Villanova

1996-97 BIG EAST Overall

BE 7		
Georgetown	9-9	17-11
Miami	8-10	15-14
Rutgers	8-10	11-17
Providence	8-10	13-14
Seton Hall	7-11	10-17
Syracuse	4-14	6-21
Pittsburgh	3-15	8-22
BE 6		
Connecticut	18-0	33-1
Notre Dame	17-1	31-7
Boston College	13-5	18-10
West Virginia	11-7	19-12
Villanova	8-10	14-14
St. John's	3-15	5-22

NCAA - Connecticut, Notre Dame (Final Four)

1995-96 BIG EAST Overall

BE 7		
Providence	9-9	12-15
Miami	9-9	14-13
Syracuse	9-9	14-14
Seton Hall	9-9	16-13
Rutgers	8-10	13-15
Georgetown	7-11	12-15
Pittsburgh	3-15	6-24
BE 6		
Connecticut	17-1	34-4
Notre Dame	15-3	23-8
Villanova	13-5	21-7
Boston College	7-11	10-17
West Virginia	7-11	12-15
St. John's	4-14	6-21

NCAA - Connecticut (Final Four), Notre Dame

1994-95 BIG EAST Overall

Connecticut	18-0	35-0
Villanova	13-5	19-9
Seton Hall	12-6	24-9
Pittsburgh	10-8	17-11
St. John's	10-8	15-12
Miami	8-10	11-16
Georgetown	6-12	11-17
Syracuse	5-13	7-20
Providence	5-13	10-21
Boston College	3-15	6-21

NCAA - Connecticut (National Champions), Seton Hall

All-Time BIG EAST Standings

1993-94 BIG EAST Overall

Connecticut	17-1	30-3
Seton Hall	16-2	27-5
Pittsburgh	12-6	21-10
Providence	10-8	13-15
Boston College	9-9	13-14
Miami	7-11	10-17
Villanova	7-11	13-14
Georgetown	6-12	12-15
St. John's	4-14	8-20
Syracuse	2-16	5-23

NCAA - Connecticut, Seton Hall

NWIT - Pittsburgh

1992-93 BIG EAST Overall

Miami	15-3	24-7
Georgetown	15-3	23-7
Connecticut	12-6	18-11
Pittsburgh	10-8	15-12
Villanova	10-8	15-13
Seton Hall	8-10	14-13
Providence	7-11	15-15
St. John's	5-13	12-16
Syracuse	4-14	6-21
Boston College	4-14	10-17

NCAA - Miami, Georgetown, Connecticut

1991-92 BIG EAST Overall

Miami	18-0	30-2
Connecticut	13-5	23-11
Georgetown	13-5	20-8
Providence	13-5	21-9
St. John's	7-11	14-14
Villanova	7-11	11-17
Pittsburgh	6-12	11-18
Syracuse	5-13	9-19
Seton Hall	5-13	14-15
Boston College	3-15	5-23

NCAA - Miami, Connecticut, Providence

1990-91 BIG EAST Overall

Connecticut	14-2	29-5
Providence	13-3	26-6
Pittsburgh	10-6	16-13
St. John's	10-6	16-12
Seton Hall	7-9	18-11
Boston College	6-10	12-16
Georgetown	5-11	12-15
Villanova	4-12	12-17
Syracuse	3-13	7-21

NCAA - Connecticut, Providence

1989-90 BIG EAST Overall

Connecticut	14-2	25-6
Providence	14-2	27-5
Seton Hall	11-5	21-7
Boston College	9-7	16-13
Syracuse	7-9	15-13
Pittsburgh	6-10	15-14
Georgetown	5-11	13-14
St. John's	5-11	12-17
Villanova	1-15	9-19

NCAA - Providence, Connecticut

1988-89 BIG EAST Overall

Connecticut	13-2 *	24-6
Villanova	11-5	18-12
Providence	10-6	22-11
Boston College	9-7	15-13
Seton Hall	9-7	18-10
Syracuse	7-8 *	15-12
St. John's	5-11	10-18
Georgetown	4-12	13-16
Pittsburgh	3-13	11-17

* includes one no-contest

NCAA - Connecticut, Providence, Villanova

1987-88 BIG EAST Overall

Syracuse	13-3	22-9
Villanova	11-5	20-9
St. John's	10-6	22-10
Boston College	10-6	17-11
Connecticut	9-7	17-11
Providence	7-9	13-15
Pittsburgh	5-11	14-15
Seton Hall	4-12	10-19
Georgetown	3-13	7-21

NCAA - Syracuse, Villanova, St. John's

1986-87 BIG EAST Overall

Villanova	15-1	27-4
Providence	12-4	23-9
Syracuse	11-5	15-13
St. John's	9-7	16-13
Connecticut	9-7	14-13
Boston College	8-8	17-12
Georgetown	4-12	7-21
Seton Hall	3-13	12-17
Pittsburgh	1-15	7-21

NCAA - Villanova

NIT - Providence

1985-86 BIG EAST Overall

Providence	14-2	24-6
Villanova	12-4	23-8
Syracuse	12-4	19-10
St. John's	11-5	19-9
Boston College	9-7	16-13
Pittsburgh	5-11	11-16
Connecticut	4-12	12-15
Georgetown	3-13	8-20
Seton Hall	2-14	5-23

NCAA - Providence, Villanova

1984-85 BIG EAST Overall

St. John's	12-4	18-11
Villanova	12-4	21-9
Boston College	11-5	19-9
Pittsburgh	10-6	16-12
Syracuse	10-6	18-13
Providence	9-7	14-14
Connecticut	3-13	9-18
Georgetown	3-13	7-21
Seton Hall	2-14	4-25

NCAA - Syracuse

1983-84 BIG EAST Overall


Pittsburgh	6-2	16-12
Villanova	6-2	22-7
St. John's	5-3	24-6
Seton Hall	5-3	17-13
Syracuse	5-3	14-14
Providence	5-3	19-7
Georgetown	2-6	10-15
Boston College	2-6	11-16
Connecticut	0-8	9-20

NCAA - St. John's

1982-83 BIG EAST Overall

Providence	7-1	24-6
St. John's	7-1	27-6
Pittsburgh	5-3	17-11
Villanova	4-4	14-15
Syracuse	4-4	12-15
Seton Hall	3-5	11-16
Georgetown	3-5	10-15
Boston College	2-6	16-9
Connecticut	1-7	9-18

NCAA - St. John's



St. John's finished third in the BIG EAST standings in 1987-88 but cut down the nets at the BIG EAST Tournament that year for its second league title



Villanova swept both the regular season and Tournament titles in 1986-87, with head coach Harry Perretta leading the charge which included standout Shelly Pennefather

Career Leaders

BIG EAST CONFERENCE GAMES

POINTS

Rank	Name, School	Years	Games	Avg.	Points
1.	Sarah Behn, Boston College	1989-93	67	23.1	1,546
2.	Angel McCoughtry, Louisville	2005-09	64	20.7	1,322
3.	Holly Porter, Boston College	1993-97	71	18.5	1,311
4.	Tracy Lis, Providence	1988-92	66	19.6	1,296
5.	Maya Moore, Connecticut	2007-11	64	19.8	1,270
6.	Lorri Johnson, Pittsburgh	1987-91	62	20.2	1,253
7.	Rebecca Lobo, Connecticut	1991-95	69	17.9	1,232
8.	Kris Witfill, Georgetown	1989-93	68	17.8	1,213
9.	Sugar Rodgers, Georgetown	2009-13	64	18.7	1,196
10.	Nykesha Sales, Connecticut	1994-98	72	16.3	1,175
11.	Cappie Pondexter, Rutgers	2002-06	64	17.8	1,140
12.	Ruth Riley, Notre Dame	1997-01	68	16.7	1,135
13.	Kerry Bascom, Connecticut	1987-91	63	17.9	1,128
14.	Kerry Curran, Boston College	1990-94	70	16.0	1,123
15.	Jonna Huemrich, Pittsburgh	1990-94	70	15.9	1,114
16.	Brittany Hrynko, DePaul	2011-15	68	15.9	1,080
17.	Cozette Ballentine, St. John's	1988-92	66	16.3	1,077
18.	Octavia Blue, Miami	1994-98	69	15.6	1,074
	Shelly Pennefather, Villanova	1983-87	54	20.0	1,074
20.	Shavonte Zellous, Pittsburgh	2005-09	63	17.0	1,071

SCORING AVERAGE

Rank	Name, School	Years	Games	Points	Avg.
1.	Jennifer Bruce, Pittsburgh	1982-85	32	746	23.3
2.	Sarah Behn, Boston College	1989-93	67	1,546	23.1
3.	Angel McCoughtry, Louisville	2005-09	64	1,322	20.7
4.	Lorri Johnson, Pittsburgh	1987-91	62	1,253	20.2
5.	Shelly Pennefather, Villanova	1983-87	54	1,074	20.0
6.	Nadine Malcolm, Providence	1993-97	49	973	19.9
7.	Maya Moore, Connecticut	2007-11	64	1,270	19.8
8.	Jessica Dickson, USF	2005-07	32	631	19.7
9.	Tracy Lis, Providence	1988-92	66	1,296	19.6
10.	Kathy Finn, Providence	1982-84	16	304	19.0
11.	Katryna Gaither, Notre Dame	1995-97	36	675	18.8
12.	Beth Morgan, Notre Dame	1995-97	36	676	18.8
13.	Sugar Rodgers, Georgetown	2009-13	64	1,196	18.7
14.	Holly Porter, Boston College	1993-97	71	1,311	18.5
15.	Tamara James, Miami	2002-04	31	569	18.4
16.	Nancy Bernhardt, Villanova	1982-84	16	292	18.3
17.	Renee Najarian, Connecticut	1986-88	31	558	18.0
18.	Kerry Bascom, Connecticut	1987-91	63	1,128	17.9
	Rebecca Lobo, Connecticut	1991-95	69	1,232	17.9
20.	Maura Gill, Georgetown	1982-85	31	553	17.8
	Cappie Pondexter, Rutgers	2002-06	64	1,140	17.8
	Kris Witfill, Georgetown	1989-93	68	1,213	17.8

One-year players:

Frances Savage, Miami	1991-92	18	431	23.9
Tawana Jackson, St. John's	1994-95	18	391	21.7
Debbie Beckford, St. John's	1982-83	8	159	19.9
Khara Smith, DePaul	2005-06	16	292	18.3
Cathy Bochain, Connecticut	1982-83	8	136	17.0

FIELD GOAL PERCENTAGE (MINIMUM 80 FGM)

Rank	Name, School	Years	Games	FGM-FGA	Pct.
1.	Tamika Williams, Connecticut	1998-02	59	239-344	.695
2.	Ruth Riley, Notre Dame	1997-01	68	419-649	.646
3.	Tina Charles, Connecticut	2006-10	64	413-665	.621
4.	Gloria Bradley, Seton Hall	1982-84	15	80-129	.620
5.	Kara Wolters, Connecticut	1993-97	70	466-761	.612
6.	Katryna Gaither, Notre Dame	1995-97	36	288-472	.610
7.	Stefanie Dolson, Connecticut	2010-13	47	239-393	.608
8.	Jessica Moore, Connecticut	2001-05	64	217-370	.586
9.	Natasha Williams, DePaul	2007-09	30	133-228	.583

10.	Tammy Sutton-Brown, Rutgers	1997-2001		266-457	.582
11.	Shelly Pennefather, Villanova	1983-87	54	479-843	.568
11.	Michelle Campbell, Rutgers	2002-06	64	220-381	.577
12.	Vionca Murray, Syracuse	2007-11	47	106-186	.570
13.	Willnett Crockett, Connecticut	2002-06	60	107-188	.569
14.	Teresa Borton, Notre Dame	2001-05	64	201-355	.566
	Chauntise Wright, Louisville	05-07, 09-10	45	129-228	.566
16.	Kia Vaughn, Rutgers	2005-09	64	258-459	.562
17.	Devereaux Peters, Notre Dame	2007-08, 09-12	57	240-428	.561
18.	Becky Gottstein, Boston College	1998-03	53	312-557	.560
	Renee Najarian, Connecticut	1986-88	31	201-359	.560
20.	Beth Morgan, Notre Dame	1995-97	36	238-427	.557

One-year players:

Khara Smith, DePaul	2005-06	16	113-200	.565
Jeannie Hebert, Miami	1991-92	18	99-197	.503
Natalie Butler, Georgetown	2013-14	18	96-191	.503
Frances Savage, Miami	1991-92	18	162-324	.500
Lisa Szymczak, West Virginia	1995-96	18	94-190	.495
McKenzie Fujan, Creighton	2013-14	18	102-207	.493

FIELD GOALS MADE

Rank	Name, School	Years	Games	FGM
1.	Sarah Behn, Boston College	1989-93	67	520
2.	Jonna Huemrich, Pittsburgh	1990-94	70	481
3.	Shelly Pennefather, Villanova	1983-87	54	479
4.	Maya Moore, Connecticut	2007-11	64	478
5.	Rebecca Lobo, Connecticut	1991-95	69	476
6.	Angel McCoughtry, Louisville	2005-09	64	475
7.	Kara Wolters, Connecticut	1993-97	70	466
8.	Lorri Johnson, Pittsburgh	1987-91	62	465
9.	Nykesha Sales, Connecticut	1994-98	72	459
10.	Cozette Ballentine, St. John's	1988-92	66	456
11.	Tracy Lis, Providence	1988-92	66	455
12.	Kris Witfill, Georgetown	1989-93	68	451
13.	Holly Porter, Boston College	1993-97	71	446
14.	Aliyyah Handford, St. John's	2012-16	70	422
15.	Octavia Blue, Miami	1994-98	69	421
16.	Ruth Riley, Notre Dame	1997-01	68	419
	Geraldine Saintilus, Seton Hall	1985-89	64	419
18.	Kerry Curran, Boston College	1990-94	70	417
	Cappie Pondexter, Rutgers	2002-06	64	417
20.	Kerry Bascom, Connecticut	1987-91	63	416

FIELD GOALS ATTEMPTED

Rank	Name, School	Years	Games	FGA
1.	Sarah Behn, Boston College	1989-93	67	1,144
2.	Sugar Rodgers, Georgetown	2009-13	64	1,141
3.	Kerry Curran, Boston College	1990-94	70	1,063
4.	Angel McCoughtry, Louisville	2005-09	64	1,040
5.	Jonna Huemrich, Pittsburgh	1990-94	70	995
6.	Lorri Johnson, Pittsburgh	1987-91	62	963
7.	Brittany Hrynko, DePaul	2011-15	68	956
8.	Aliyyah Handford, St. John's	2012-16	70	954
8.	Rebecca Lobo, Connecticut	1991-95	69	951
9.	Holly Porter, Boston College	1993-97	71	946
10.	Cozette Ballentine, St. John's	1988-92	66	944
	Octavia Blue, Miami	1994-98	69	944
12.	Sylita Thomas, Georgetown	1995-99	72	940
13.	Kris Witfill, Georgetown	1989-93	68	938
14.	Geraldine Saintilus, Seton Hall	1985-89	64	928
	Tracy Lis, Providence	1988-92	66	928
16.	Tabatha Richardson-Smith, Seton Hall	2012-16	70	920
17.	Cappie Pondexter, Rutgers	2002-06	64	910
18.	Kate Bulger, West Virginia	2000-04	64	899
	Maya Moore, Connecticut	2007-11	64	899
20.	Shavonte Zellous, Pittsburgh	2005-09	63	897

Career Leaders

BIG EAST CONFERENCE GAMES

FREE THROWS MADE

Rank	Name, School	Years	Games	FTM
1.	Sarah Behn, Boston College	1989-93	67	443
2.	Holly Porter, Boston College	1993-97	71	405
3.	Tracy Lis, Providence	1988-92	66	302
4.	Angel McCoughtry, Louisville	2005-09	64	299
5.	Ruth Riley, Notre Dame	1997-01	68	297
6.	Kris Witfill, Georgetown	1989-93	68	295
7.	Skylar Diggins, Notre Dame	2009-13	64	287
8.	Nadine Malcolm, Providence	1993-97	49	283
9.	Shavonte Zellous, Pittsburgh	2005-09	63	272
10.	Dana Wynne, Seton Hall	1993-97	71	267
11.	Talisha Hargis, West Virginia	1995-98	53	263
	Laine Selwyn, Pittsburgh	1999-03	64	263
13.	Kia Wright, St. John's	2004-08	62	262
	Nicole Michael, Syracuse	2006-10	64	262
15.	Maria Tchobanova, West Virginia	1995-99	72	255
16.	Ka-Deidre Simmons, Seton Hall	2010-11; 12-15	68	252
17.	Kieraah Marlow, Georgetown	2004-08	64	249
18.	Mercedes Walker, Pittsburgh	2004-08	62	248
19.	Angel Robinson, Marquette	2007-11	64	247
20.	Lorri Johnson, Pittsburgh	1987-91	62	246
	Rebecca Lobo, Connecticut	1991-95	69	246

FREE THROW PERCENTAGE (MINIMUM 2.0 FTM PER GAME)

Rank	Name, School	Years	Games	FTM-FTA	Pct.
1.	Kayla McBride, Notre Dame	2010-13	37	88-98	.898
2.	Chelsea Marandola, Providence	2005-10	64	151-172	.878
3.	Kaleena Mosqueda-Lewis	2011-13	32	64-73	.877
4.	Alicia Ratay, Notre Dame	1999-03	64	220-252	.873
	Mandy Saunders, Providence	1993-98	72	241-276	.873
6.	Katie Smrcka-Duffy, Georgetown	1998-01	49	162-188	.862
7.	Chrystal Starling, Virginia Tech	2000-03	47	135-157	.860
8.	Alicia Murphy, Boston College	1996-00	70	224-261	.858
9.	Jessica Dickson, USF	2005-07	32	148-173	.855
10.	Marissa Janning, Creighton	2013-Pres.	36	120-141	.851
11.	Megan Duffy, Notre Dame	2002-06	64	204-240	.850
12.	Jessalyn Deveny, Boston College	2001-05	50	173-204	.848
13.	Nancy Bernhardt, Villanova	1982-84	16	76-90	.844
14.	Maya Moore, Connecticut	2007-11	64	177-211	.839
15.	Sarah Behn, Boston College	1989-93	67	443-530	.836
16.	Krystal Ellis, Marquette	2005-09	62	176-211	.834
	Pam Thornton, Boston College	1983-87	55	171-205	.834
17.	Ann Gothard, Georgetown	1983-87	47	132-159	.830
18.	Mary Burke, Providence	183-87	55	204-246	.829
19.	Carrie Mason, Virginia Tech	2002-04	32	89-108	.824
20.	Beth Morgan, Notre Dame	1995-97	36	130-158	.823

One-year players:

Maleeka Kynard, Xavier	2014-15	15	43-48	.896
Angel Lewis, Syracuse	1991-92	18	59-67	.881
Frances Savage, Miami	1991-92	18	97-112	.866
Taylor Schippers, Butler	2013-14	18	45-52	.865
Jeannie Hebert, Miami	1991-92	18	61-72	.847
Holly Rilingier, Miami	1992-93	15	55-65	.846

FREE THROWS ATTEMPTED

Rank	Name, School	Years	Games	FTA
1.	Holly Porter, Boston College	1993-97	71	573
2.	Sarah Behn, Boston College	1989-93	67	530
3.	Angel McCoughtry, Louisville	2005-09	64	419
4.	Mercedes Walker, Pittsburgh	2004-08	62	403
5.	Dana Wynne, Seton Hall	1993-97	71	399
6.	Ruth Riley, Notre Dame	1997-01	68	397
8.	Tracy Lis, Providence	1988-92	66	386
7.	Rebekkah Brunson, Georgetown	2000-04	58	385
9.	Kris Witfill, Georgetown	1989-93	68	371
	Nicole Michael, Syracuse	2006-10	64	371
11.	Shavonte Zellous, Pittsburgh	2005-09	63	368
	Maria Tchobanova, West Virginia	1995-99	72	361
13.	Skylar Diggins, Notre Dame	2009-13	64	367

14.	Talisha Hargis, West Virginia	1995-98	53	358
15.	Nadine Malcolm, Providence	1993-97	49	353
16.	Aliyyah Handford, St. John's	2012-16	70	349
17.	Paula Moore, Syracuse	1996-01	67	347
18.	Ka-Deidre Simmons, Seton Hall	2010-11; 12-15	68	346
19.	Rebecca Lobo, Connecticut	1991-95	69	344
20.	Angel Robinson, Marquette	2007-11	64	343

3-POINT FIELD GOALS MADE (SINCE 1987-88)

Rank	Name, School	Years	3FGM
1.	Sugar Rodgers, Georgetown	2009-13	168
2.	Brittany Hrynko, DePaul	2011-15	165
3.	Kate Bulger, West Virginia	2000-04	161
4.	Trish Juhline, Villanova	1999-03	157
5.	Julie Wheeler, Providence	1994-98	156
6.	Wendy Davis, Connecticut	1988-92	155
7.	Sheila McMillen, Notre Dame	1995-99	145
8.	Jaime James, Syracuse	1998-02	144
9.	Ann Strother, Connecticut	2002-06	138
10.	Maya Moore, Connecticut	2007-11	137
11.	Tabatha Richardson-Smith, Seton Hall	2012-16	136
12.	Mary Lisicky, Georgetown	2001-05	133
	LaQuita Owens, West Virginia	2004-08	133
14.	Sue Glenning, Villanova	1992-96	127
15.	Jennifer Rizzotti, Connecticut	1992-96	126
16.	Meg Bulger, West Virginia	2003-08	125
	Alicia Ratay, Notre Dame	1999-03	125
	Renee Montgomery, Connecticut	2005-09	125
19.	Becky Burke, Louisville	2008-12	123
	Cal Bouchard, Boston College	1996-00	123
	Julie McBride, Syracuse	2000-04	123
	Shoni Schimmel, Louisville	2010-13	123

3-POINT FIELD GOAL ATTEMPTS (SINCE 1987-88)

Rank	Name, School	Years	Total
1.	Sugar Rodgers, Georgetown	2009-13	554
2.	Julie Wheeler, Providence	1994-98	484
3.	Brittany Hrynko, DePaul	2011-15	470
4.	Tabatha Richardson-Smith, Seton Hall	2012-16	423
5.	Trish Juhline, Villanova	1999-03	413
6.	Kate Bulger, West Virginia	2000-04	404
7.	Jaime James, Syracuse	1998-02	402
8.	Kim Gallon, Georgetown	1994-98	400
9.	Shoni Schimmel, Louisville	2010-13	389
10.	Julie McBride, Syracuse	2000-04	385
11.	LaQuita Owens, West Virginia	2004-08	383
12.	Sheila McMillen, Notre Dame	1995-99	375
13.	Mary Lisicky, Georgetown	2001-05	370
14.	Ann Strother, Connecticut	2002-06	365
15.	Susan Glenning, Villanova	1992-96	358
16.	Brooke Stewart, Pittsburgh	1999-03	351
17.	Erica Morrow, Syracuse	2007-11	343
18.	Becky Burke, Louisville	2008-12	340
	Chanise Jenkins, DePaul	2012-16	340
20.	Renee Montgomery, Connecticut	2005-09	336

3-POINT FIELD GOAL PERCENTAGE (SINCE 1987-88 - MINIMUM OF 30 MADE)

Rank	Name, School	Years	Games	3FGM-FGA	Pct.
1.	Sue Bird, Connecticut	1998-02	55	85-181	.470
2.	Wendy Davis, Connecticut	1988-92	65	155-332	.467
3.	Alicia Ratay, Notre Dame	1999-03	64	125-272	.460
4.	Meg Bulger, West Virginia	2003-08	52	125-273	.458
5.	Tiffany Hayes, Connecticut	2008-12	64	96-212	.453
	Clare Drosch, Boston College	2001-05	64	96-212	.453
7.	Cal Bouchard, Boston College	1996-00	58	123-277	.444
	Jill Stephens, Cincinnati	2005-09	64	44-99	.444
9.	Xenia Stewart, Pittsburgh	2005-09	64	35-80	.438
10.	Kelly McManmon, St. John's	2007-09	32	122-281	.434
11.	Maya Moore, Connecticut	2007-11	64	137-317	.432

Career Leaders

BIG EAST CONFERENCE GAMES

12.	Kelly Nash, Villanova	2000-04	59	77-180	.428
13.	Jodi Brooks, Seton Hall	1990-94	70	106-250	.424
14.	Natalie Novosel, Notre Dame	2008-12	64	30-71	.423
15.	Lauren Works, Creighton	2013-Pres.	53	66-157	.420
16.	Mel Thomas, Connecticut	2004-08	48	97-231	.420
17.	Cappie Pondexter, Rutgers	2002-06	64	85-203	.419
	Jessalyn Deveny, Boston College	2001-05	50	39-93	.419
19.	Alecia Balich, Pittsburgh	1995-99	69	82-197	.416
	Megan Rogowski, DePaul	2012-	42	97-233	.416

One-year players:

Aleesha Powell, Seton Hall	2015-16	18	41-90	.456
*Ann Odoy, Boston College	1984-88	16	45-107	.421
*Vera Jones, Syracuse	1984-88	15	23-57	.404

* - played one year when 3-pointer was in effect

REBOUNDS

Rank	Name, School	Years	Games	Avg.	Rebounds
1.	Dana Wynne, Seton Hall	1993-97	71	11.2	798
2.	Rebecca Lobo, Connecticut	1991-95	69	10.3	714
3.	Rebekkah Brunson, Georgetown	2000-04	58	10.7	620
4.	Angel McCoughtry, Louisville	2005-09	64	9.6	616
5.	Mercedes Walker, Pittsburgh	2004-08	62	9.9	613
6.	Holly Porter, Boston College	1993-97	71	8.5	604
7.	Leni Wilson, Georgetown	1989-93	68	8.5	576
	Tina Charles, Connecticut	2006-10	64	9.0	576
9.	Amber Thompson, St. John's	2011-15	68	8.4	568
10.	Katherine Harry, DePaul	2009-13	64	8.4	565
11.	Jamelle Elliott, Connecticut	1992-96	72	7.8	558
12.	Sylita Thomas, Georgetown	1995-99	72	7.7	557
13.	Kym Hope, Miami	1995-99	71	7.8	554
	Maya Moore, Connecticut	2007-11	64	8.7	554
15.	Shelly Pennefather, Villanova	1983-87	54	10.2	553
16.	Andrea Mangum, Providence	1986-90	63	8.7	550
17.	Chelsea Cole, Pittsburgh	2007-11	64	8.5	545
18.	Ruth Riley, Notre Dame	1997-01	68	8.0	544
19.	Jonna Huemrich, Pittsburgh	1990-94	70	8.2	514
20.	Nicole Michael, Syracuse	2006-10	64	7.9	507

REBOUNDING AVERAGE

Rank	Name, School	Years	Games	Rebounds	Avg.
1.	Dana Wynne, Seton Hall	1993-97	71	798	11.2
2.	Rebekkah Brunson, Georgetown	2000-04	58	620	10.7
3.	Dianne Pugh, St. John's	1982-84	16	169	10.6
4.	Renee Najarian, Connecticut	1986-88	31	321	10.4
5.	Britt King, Providence	1982-86	47	482	10.3
	Rebecca Lobo, Connecticut	1991-95	69	714	10.3
7.	Gloria Bradley, Seton Hall	1982-84	15	153	10.2
	Shelly Pennefather, Villanova	1983-87	54	553	10.2
9.	Mercedes Walker, Pittsburgh	2004-08	62	613	9.9
10.	Ijeoma Uchendu, Butler	2013-15	22	215	9.8
11.	Jennifer Bruce, Pittsburgh	1982-85	32	309	9.7
12.	Angel McCoughtry, Louisville	2005-09	64	616	9.6
13.	Katryna Gaither, Notre Dame	1995-97	36	330	9.2
	Vicki Plowden, Miami	1991-93	36	332	9.2
15.	Shamona Marable, Seton Hall	1992-94	35	315	9.0
	Tina Charles, Connecticut	2006-10	64	576	9.0
17.	Tina Ogden, St. John's	1990-92	34	300	8.8
	Katherine Harry, DePaul	2009-13	64	565	8.8
19.	Becky Gottstein, Boston College	1998-03	53	460	8.7
	Andrea Mangum, Providence	1986-90	63	550	8.7
	Maya Moore, Connecticut	2007-11	64	554	8.7

One-year players:

Natalie Butler, Georgetown	2013-14	18	248	13.8
Khara Smith, DePaul	2005-06	16	184	11.5
Frances Savage, Miami	1991-92	18	431	10.8
Sarah Nelson, Creighton	2013-14	18	163	9.1
Ezria Parsons, USF	2005-06	14	124	8.9
Mary Schiavetta, Syracuse	1982-83	8	67	8.4
Marcy Komegay, St. John's	1992-93	18	144	8.0

ASSISTS

Rank	Name, School	Years	Games	Avg.	Total
1.	Gina Graziani, Miami	1996-00	68	7.0	474
2.	Shanya Evans, Providence	1987-91	61	7.7	471
3.	Tasha Pointer, Rutgers	1997-01	66	7.0	460
4.	Yolanda Paige, West Virginia	2001-05	64	6.8	435
5.	Niele Ivey, Notre Dame	1996-01	67	5.9	394
6.	Sue Fritsch, Boston College	1986-90	63	6.0	376
7.	Raquel Nurse, Syracuse	1994-98	72	4.9	350
8.	Brittany Hrynko, DePaul	2011-15	68	5.0	343
9.	Carol Morton, Pittsburgh	1991-95	72	4.7	339
10.	Nadirah McKeith, St. John's	2009-13	64	5.3	338
11.	Shanette Lee, Villanova	1995-99	72	4.6	334
12.	Chanise Jenkins, DePaul	2012-16	70	4.7	332
13.	Kerry Curran, Boston College	1990-94	70	4.7	331
14.	Julie McBride, Syracuse	2000-04	64	5.1	329
15.	Jennifer Rizzotti, Connecticut	1992-96	72	4.4	318
16.	Mandy Saunders, Providence	1993-98	72	4.3	313
17.	Kathy O'Reilly, Seton Hall	1984-88	64	4.8	310
18.	Skylar Diggins, Notre Dame	2009-13	64	4.8	309
19.	Doris Sable, Providence	1983-87	55	5.6	306
20.	Sue Ludwig, Syracuse	1984-88	64	4.7	303

STEALS

Rank	Name, School	Years	Games	Avg.	Total
1.	Nykesha Sales, Connecticut	1994-98	72	3.4	246
2.	Angel McCoughtry, Louisville	2005-09	64	3.7	234
3.	Maria Tchobanova, West Virginia	1995-99	72	2.8	200
4.	Meghan Saake, Miami	1999-03	63	3.1	195
5.	Nadira Ricks, Georgetown	1990-94	70	2.8	194
6.	Raquel Nurse, Syracuse	1994-98	72	3.5	188
7.	Jennifer Rizzotti, Connecticut	1992-96	72	2.6	186
8.	Carol Morton, Pittsburgh	1991-95	72	2.6	185
9.	Tracy Lis, Providence	1988-92	66	2.8	183
10.	Brittany Hrynko, DePaul	2011-15	68	2.6	176
11.	Sugar Rodgers, Georgetown	2009-13	64	2.6	168
12.	Niele Ivey, Notre Dame	1996-01	67	2.5	167
13.	Ann Odoy, Boston College	1984-88	64	2.6	165
14.	Janice Long, Syracuse	1983-87	56	2.9	161
15.	Kia Wright, St. John's	2004-08	62	2.5	160
16.	Michele Thornton, Villanova	1991-95	72	2.2	157
17.	Talisha Hargis, West Virginia	1995-98	53	2.9	155
	Skylar Diggins, Notre Dame	2009-13	64	2.4	155
19.	Tasha Pointer, Rutgers	1997-01	66	2.3	154
19.	Aliyyah Handford, St. John's	2012-16	70	2.1	149
20.	Svetlana Abrosimova, Connecticut	1997-01	60	2.5	148

BLOCKED SHOTS

Rank	Name, School	Years	Games	Avg.	Total
1.	Rebecca Lobo, Connecticut	1991-95	69	3.3	227
2.	Ruth Riley, Notre Dame	1997-01	68	2.8	193
3.	Kara Wolters, Connecticut	1993-97	70	2.6	184
4.	Holly Oslander, Syracuse	1989-94	67	2.3	153
5.	Kayla Alexander, Syracuse	2009-13	64	2.3	149
6.	Tina Charles, Connecticut	2006-10	64	2.2	139
7.	Kia Vaughn, Rutgers	2005-09	64	2.1	137
8.	Ieva Kublina, Virginia Tech	2000-04	64	2.1	132
9.	Dawn Johnson, Seton Hall	1991-95	71	1.8	129
10.	Vaida Sipaviciute, Syracuse	2004-08	64	1.9	122
11.	Asya Busey, West Virginia	2009-12	48	2.3	110
	Belle Obert, Butler	2014-16	35	3.1	110
13.	Kelly Schumacher, Connecticut	1997-01	65	1.6	107
14.	Niceia Morris, Pittsburgh	1996-00	61	1.7	104
	Sylita Thomas, Georgetown	1995-99	72	1.4	104
16.	Dana Wynne, Seton Hall	1993-97	71	1.4	102
17.	Amber Thompson, St. John's	2011-15	68	1.5	100

Annual Individual Stat Leaders

BIG EAST REGULAR SEASON GAMES ONLY

SCORING

	G	FG	3FG	FT	PTS	AVG	
2015-16	Tabatha Richardson-Smith (SHU)	18	134	41	82	391	21.7
2014-15	Brittany Hynko (DPU)	18	147	61	39	394	21.9
2013-14	Marissa Janning (CU)	18	120	31	68	359	19.9
2012-13	Sugar Rodgers (GU)	16	105	39	62	311	19.4
2011-12	Sugar Rodgers (GU)	16	102	37	60	301	18.8
2010-11	Maya Moore (UConn)	16	133	24	64	354	22.1
2009-10	Monique Reid (UofL)	16	108	0	99	315	19.7
2008-09	Angel McCoughtry (UofL)	16	152	21	101	426	26.6
2007-08	Angel McCoughtry (UofL)	16	127	23	95	372	23.3
2006-07	Angel McCoughtry (UofL)	16	136	27	73	372	23.3
2005-06	Jessica Dickson (USF)	16	121	34	72	348	21.8
2004-05	Meg Bulger (WVU)	16	113	38	33	297	18.6
2003-04	Rebekkah Brunson (GU)	16	124	0	78	326	20.4
2002-03	Trish Juhline (VU)	16	116	41	34	307	19.2
2001-02	Ieva Kublina (VT)	16	113	10	44	280	17.5
2000-01	Ruth Riley (ND)	16	121	0	87	329	20.6
1999-00	Katie Smrcka-Duffy (GU)	15	91	32	61	275	18.3
1998-99	Ruth Riley (ND)	18	125	0	70	320	17.8
1997-98	Nykesha Sales (UConn)	18	151	22	63	387	21.5
1996-97	Nadine Malcolm (PC)	18	110	8	114	342	19.0
1995-96	Nadine Malcolm (PC)	17	154	15	128	451	26.5
1994-95	Tawana Jackson (STI)	18	160	19	52	391	21.7
1993-94	Kerry Curran (BC)	18	146	40	86	418	23.2
1992-93	Sarah Behn (BC)	18	136	22	141	435	24.2
1991-92	Sarah Behn (BC)	18	163	20	132	478	26.6
1990-91	Cozette Ballentine (STJ)	16	165	0	58	388	24.3
1989-90	Kerry Bascom (UConn)	16	117	22	75	331	20.7
1988-89	Kerry Bascom (UConn)	15	129	35	62	355	23.7
1987-88	Beth Knight (GU)	16	143	0	43	329	20.6
1986-87	Shelly Pennefather (VU)	16	170	0	30	370	23.1
1985-86	Shelly Pennefather (VU)	16	142	0	45	329	20.6
1984-85	Jennifer Bruce (Pitt)	16	144	0	93	381	23.8
1983-84	Jennifer Bruce (Pitt)	8	69	0	58	196	24.5
1982-83	Jennifer Bruce (Pitt)	8	65	0	39	169	21.1

REBOUNDING

	G	REB	AVG	
2015-16	Tiffany Jones (SHU)	18	163	9.1
2014-15	Amber Thompson (STJ)	18	197	10.9
2013-14	Natalie Butler (GU)	18	248	13.8
2012-13	Katherine Harry (DPU)	16	169	10.6
2011-12	Devereaux Peters (ND)	16	175	10.9
2010-11	Chelsea Cole (Pitt)	16	169	10.6
2009-10	Chelsea Cole (Pitt)	16	185	11.6
2008-09	Angel McCoughtry (UofL)	16	160	10.0
2007-08	Angel McCoughtry (UofL)	16	152	9.5
2006-07	Angel McCoughtry (UofL)	16	180	11.3
2005-06	Khara Smith (DPU)	16	184	11.5
2004-05	Mercedes Walker (Pitt)	15	143	9.5
2003-04	Rebekkah Brunson (GU)	16	181	11.3
2002-03	Rebekkah Brunson (GU)	16	168	10.5
2001-02	Swin Cash (UConn)	16	142	8.9
2000-01	Rebekkah Brunson (GU)	16	176	11.0
1999-00	Ruth Riley (ND)	16	124	7.8
1998-99	Paula Moore (SU)	18	161	8.9
1997-98	Kym Hope (Miami)	18	196	10.9
1996-97	Dana Wynne (SHU)	18	222	12.3
1995-96	Dana Wynne (SHU)	18	223	12.4
1994-95	Dana Wynne (SHU)	18	223	12.4
1993-94	Rebecca Lobo (UConn)	18	214	11.9
1992-93	Rebecca Lobo (UConn)	18	204	11.3
1991-92	Frances Savage (Miami)	18	194	10.8
1990-91	Gennifer Harrison (SHU)	16	162	10.1
1989-90	Tonya Hendrix (SU)	16	152	9.5
1988-89	Tonya Hendrix (SU)	15	153	10.2
1987-88	Renee Najarian (UConn)	16	172	10.8
1986-87	Renee Najarian (UConn)	15	149	9.9
1985-86	Peggy Walsh (UConn)	16	192	12.0
1984-85	Shelly Pennefather (VU)	16	175	10.9
1983-84	Gloria Bradley (SHU)	7	82	11.7
1982-83	Dianne Pugh (STJ)	8	85	10.6

FIELD GOAL PERCENTAGE

	G	FGM	FGA	PCT	
2015-16	Erika Davenport (MU)	18	109	177	.616
2014-15	Megan Podkova (DPU)	17	85	159	.535
2013-14	Jasmine Penny (DPU)	18	106	193	.549
2012-13	Stefanie Dolson (UConn)	15	101	57	.643
2011-12	Jeanise Randolph (UC)	15	46	77	.597
2010-11	Devereaux Peters (ND)	16	87	140	.621
2009-10	Tina Charles (UConn)	16	127	190	.668
2008-09	Jaleesa Butler (GU)	15	79	133	.594
2007-08	Chauntise Wright (UofL)	16	78	122	.639
2006-07	Tina Charles (UConn)	16	95	152	.625
2005-06	Angela Clark (STI)	16	91	156	.583
2004-05	Mercedes Walker (Pitt)	15	82	164	.500
2003-04	Barbara Turner (UConn)	16	80	138	.580
2002-03	Becky Gottstein (BC)	15	101	174	.580
2001-02	Asjha Jones (UConn)	16	105	190	.553
2000-01	Ruth Riley (ND)	16	121	188	.644
1999-00	Tamika Williams (UConn)	13	42	59	.712
1998-99	Ruth Riley (ND)	18	125	174	.718
1997-98	Nykesha Sales (UConn)	18	151	260	.581
1996-97	Kara Wolters (UConn)	18	141	226	.624
1995-96	Katryna Gaither (ND)	18	156	239	.653
1994-95	Kara Wolters (UConn)	16	97	163	.595
1993-94	Kara Wolters (UConn)	18	90	149	.604
1992-93	Kris Willifil (GU)	18	143	258	.554
1991-92	Jonna Huemrich (Pitt)	18	132	252	.524
1990-91	Tina Ogden (STJ)	16	96	181	.530
1989-90	Connie Hurt (Pitt)	16	96	159	.604
1988-89	Liz Lawlor (PC)	16	90	158	.570
1987-88	Renee Najarian (UConn)	16	119	184	.647
1986-87	Shelly Pennefather (VU)	16	170	267	.637
1985-86	Shelly Pennefather (VU)	16	142	244	.581
1984-85	Beth Knight (GU)	16	80	137	.584
1983-84	Gloria Bradley (SHU)	7	42	64	.656
1982-83	Debbie Beckford (STJ)	8	70	125	.560

3-PT FIELD GOAL PERCENTAGE

	G	3FG	3FGA	PCT	
2015-16	Megan Podkova (DPU)	18	26	53	.491
2014-15	Megan Podkova (DPU)	17	25	53	.472
2013-14	Megan Rogowski (DPU)	18	60	122	.492
2012-13	Kaleena Mosqueda-Lewis (UConn)	16	57	115	.496
2011-12	Tiffany Hayes (UConn)	16	26	44	.591
2010-11	Brittany Mallory (ND)	15	17	37	.468
2009-10	Kelly McManmon (STJ)	16	46	85	.541
2008-09	Erim Monfre (MU)	16	28	59	.475
2007-08	Maya Moore (UConn)	16	39	80	.488
2006-07	Mel Thomas (UConn)	16	43	97	.443
2005-06	Karen Twehues (UC)	15	34	70	.486
2004-05	Meg Bulger (WVU)	16	38	84	.452
2003-04	Kelly Nash (VU)	16	36	81	.444
2002-03	Alicia Ratay (ND)	16	32	63	.508
2001-02	Trish Juhline (VU)	13	39	91	.429
2000-01	Darya Kydryavtseva (WVU)	16	32	80	.400
1999-00	Sue Bird (UConn)	16	30	59	.508
1998-99	Shea Ralph (UConn)	14	15	29	.517
1997-98	Cal Bouchard (BC)	18	41	80	.512
1996-97	Christie Lambert (WVU)	17	34	84	.405
1995-96	Rebecca Burbridge (WVU)	17	32	72	.444
1994-95	Jen Rizzotti (UConn)	18	31	76	.408
1993-94	Jodi Brooks (SHU)	18	37	79	.468
1992-93	Jodi Brooks (SHU)	18	41	95	.432
1991-92	Wendy Davis (UConn)	18	62	123	.504
1990-91	Lorri Johnson (Pitt)	15	25	51	.490
1989-90	Wendy Davis (UConn)	16	47	97	.485
1988-89	Kerry Bascom (UConn)	15	35	75	.467
1987-88	Ann Oday (BC)	16	45	107	.421

Annual Individual Stat Leaders

BIG EAST REGULAR SEASON GAMES ONLY

FREE THROW PERCENTAGE

	G	FTM	FTA	PCT
2015-16	Briana Glover (XU)	17	63	.863
2014-15	Arlesia Morse (MU)	18	77	.906
2013-14	Chanise Jenkins (DPU)	18	38	.884
2012-13	Kaleena Mosqueda-Lewis (UConn)	16	34	.895
2011-12	Kayla McBride (ND)	16	34	.919
2010-11	Tatyiana McMorris (MU)	15	42	.933
2009-10	Chelsea Marandola (PC)	16	52	.912
2008-09	Jill Stephens (UC)	16	47	.870
2007-08	Allie Quigley (DPU)	16	71	.877
2006-07	Chelsea Marandola (PC)	16	38	.884
2005-06	Kia Wright (STJ)	16	56	.903
2004-05	Megan Duffy (ND)	16	57	.891
2003-04	Jessalyn Deveny (BC)	16	69	.873
2002-03	Mary Lisicky (GU)	16	45	.882
2001-02	Alicia Ratay (ND)	16	82	.93
2000-01	Julie McBride (SU)	16	46	.868
1999-00	Meghan Hinds (PC)	16	43	.896
1998-99	Sheila McMillen (ND)	18	45	.938
1997-98	Mandy Saunders (PC)	18	52	.912
1996-97	Shea Ralph (UConn)	18	78	.830
1995-96	Mandy Saunders (PC)	18	57	.851
1994-95	Michele Thornton (VU)	18	62	.873
1993-94	Mandy Saunders (PC)	18	100	.870
1992-93	Erin Kenneally (SU)	18	68	.850
1991-92	Angel Lewis (SU)	18	59	.881
1990-91	Kerry Bascom (UConn)	16	63	.851
1989-90	Kerry Bascom (UConn)	16	75	.83
1988-89	Shanya Evans (PC)	16	40	.870
1987-88	Debbie Hartnett (SHU)	16	41	.872
1986-87	Anne Marie Gothard (GU)	16	42	.894
1985-86	Jackie Smith (STJ)	15	42	.875
1984-85	Mary Burke (PC)	16	77	.875
1983-84	Laurie St. Jean (PC)	8	20	.952
1982-83	Debbie Beckford (STJ)	8	19	.905

ASSISTS

	G	AST	AVG	
2015-16	Jessica January (DPU)	18	99	5.5
2014-15	Ka-Deidre Simmons (SHU)	18	101	5.6
2013-14	Brittany Hynko (DPU)	18	101	5.6
2012-13	Nadirah McKeith (STJ)	16	97	6.1
2011-12	Skyler Diggins (ND)	16	92	5.8
2010-11	Khadajah Rushdan (RU)	16	96	6.0
2009-10	Sarah Miles (WVU)	16	95	5.94
2008-09	Renee Montgomery (UConn)	16	82	5.13
2007-08	Patrika Barlow (UofL)	16	97	6.06
2006-07	Kia Wright (STJ)	15	82	5.47
2005-06	Carolyn Kieger (MU)	15	97	6.47
2004-05	Yolanda Paige (WVU)	16	116	7.3
2003-04	Yolanda Paige (WVU)	16	131	8.2
2002-03	Julie McBride (SU)	16	99	6.2
2001-02	Yolanda Paige (WVU)	16	91	5.7
2000-01	Tasha Pointer (RU)	16	140	8.8
1999-00	Niele Ivey (ND)	16	105	6.6
1998-99	Tasha Pointer (RU)	18	134	7.4
1997-98	Gina Graziani (Miami)	18	140	7.8
1996-97	Gina Graziani (Miami)	18	143	7.9
1995-96	Raquel Nurse (SU)	18	103	5.7
1994-95	Carol Morton (Pitt)	18	106	5.9
1993-94	Carol Morton (Pitt)	18	117	6.5
1992-93	Kerry Curran (BC)	18	86	4.8
1991-92	Jeannie Hebert (UM)	18	141	7.8
1990-91	Shanya Evans (PC)	16	147	9.2
1989-90	Shanya Evans (PC)	15	145	9.7
1988-89	Sue Fritsch (BC)	16	135	8.4
1987-88	Ann Odoy (BC)	16	106	6.6
1986-87	Doris Sable (PC)	16	116	7.3
1985-86	Doris Sable (PC)	16	101	6.3
1984-85	Lynn Tighe (VU)	16	108	6.8
1983-84	Janet Roos (STJ)	7	57	8.1
1982-83	Janet Roos (STJ)	8	48	6.0
1982-83	Janet Roos (STJ)	8	48	6.0



Villanova's Lynn Tighe was the first BIG EAST player to eclipse the century mark for assists in one season with her 108 dishes in 1984-85.



Doris Sable was the BIG EAST's assists leader in both 1985-86 and 1986-87, leading the Friars to the regular-season title in '86



Dana Wynne led the BIG EAST in rebounding for three consecutive seasons and remains the league's all-time caroms record holder

Annual Team Stat Leaders

BIG EAST CONFERENCE GAMES

TEAM SCORING

		G	FG	3FG	FT	PTS	AVG
2015-16	DePaul	18	566	152	164	1448	80.4
2014-15	DePaul	18	595	199	180	1569	87.2
2013-14	DePaul	18	468	162	254	1510	83.9
2012-13	Connecticut	16	482	134	200	1298	81.1
2011-12	Notre Dame	16	440	68	284	1250	78.1
2010-11	Connecticut	16	438	96	224	1196	74.8
2009-10	Connecticut	16	485	92	240	1298	81.1
2008-09	Connecticut	16	453	125	264	1295	80.9
2007-08	Connecticut	16	494	127	320	1306	81.6
2006-07	Connecticut	16	476	77	223	1252	78.2
2005-06	Connecticut	16	435	105	191	1166	72.9
2004-05	Connecticut	16	284	87	198	1133	70.8
2003-04	Connecticut	16	441	116	210	1208	75.5
2002-03	Connecticut	16	421	94	263	1199	74.9
2001-02	Connecticut	16	516	99	259	1390	86.9
2000-01	Connecticut	16	510	121	219	1360	85.0
1999-00	Connecticut	16	510	85	237	1342	83.9
1998-99	Connecticut	18	592	97	359	1640	91.1
1997-98	Connecticut	18	558	74	333	1551	86.2
1996-97	Connecticut	18	565	54	316	1500	83.3
1995-96	Connecticut	18	562	70	292	1486	82.6
1994-95	Connecticut	18	601	92	311	1605	89.2
1993-94	Providence	18	483	121	356	1443	80.2
1992-93	Georgetown	18	532	66	291	1421	78.9
1991-92	Providence	18	542	89	371	1544	85.8
1990-91	Providence	16	555	93	324	1527	95.4
1989-90	Providence	16	483	85	305	1356	84.8
1988-89	Providence	16	458	74	336	1326	82.9
1987-88	Providence	16	453	54	285	1245	77.8
1986-87	Providence	16	488	0	306	1282	80.1
1985-86	Providence	16	517	0	338	1372	85.8
1984-85	Pittsburgh	16	456	0	223	1135	70.9
1983-84	Providence	8	231	0	114	604	75.5
1982-83	Pittsburgh	8	225	0	120	570	71.3

TEAM SCORING MARGIN

		G	PTS	OPP AVG	OPP PTS	AVG	MARG
2015-16	DePaul	18	1448	80.4	1125	62.5	17.9
2014-15	DePaul	18	1569	87.2	1250	69.4	17.7
2013-14	DePaul	18	1510	83.9	1254	69.7	14.2
2012-13	Connecticut	16	1298	81.1	819	51.2	29.9
2011-12	Connecticut	16	1212	75.8	781	48.8	26.9
2010-11	Connecticut	16	1196	74.8	815	50.9	23.8
2009-10	Connecticut	16	1298	81.1	764	47.8	33.4
2008-09	Connecticut	16	1295	80.9	839	52.4	28.5
2007-08	Connecticut	16	1306	81.6	878	54.9	26.8
2006-07	Connecticut	16	1252	78.2	854	53.4	24.9
2005-06	Connecticut	16	1166	72.9	890	55.6	17.2
2004-05	Connecticut	16	1133	70.8	775	48.4	22.4
2003-04	Connecticut	16	1208	75.5	861	53.8	21.7
2002-03	Connecticut	16	1199	74.9	864	54.0	20.9
2001-02	Connecticut	16	1390	86.9	765	47.8	39.1
2000-01	Connecticut	16	1360	85.0	794	49.6	35.4
1999-00	Connecticut	16	1342	83.9	770	48.1	35.8
1998-99	Connecticut	18	1640	91.1	1019	56.6	34.5
1997-98	Connecticut	18	1551	86.2	1033	57.4	28.8
1996-97	Connecticut	18	1500	83.3	985	54.7	28.6
1995-96	Connecticut	18	1486	82.6	1000	55.6	27.0
1994-95	Connecticut	18	1605	89.2	975	54.2	35.0
1993-94	Connecticut	18	1419	78.8	1058	58.8	20.1
1992-93	Connecticut	18	1248	69.3	1068	59.3	10.0
1991-92	Miami	18	1407	78.2	1096	60.9	17.3
1990-91	Connecticut	16	1235	77.2	953	59.6	17.6
1989-90	Connecticut	16	1160	72.5	953	59.6	12.9
1988-89	Connecticut	15	1040	69.3	896	59.7	9.6
1987-88	Syracuse	16	1126	70.4	1023	63.9	6.4
1986-87	Villanova	16	1208	75.5	936	58.5	17.0
1985-86	Providence	16	1372	85.8	1057	66.1	19.7
1984-85	Boston College	16	1025	64.1	901	56.3	7.8
1983-84	St. John's	8	597	74.6	515	64.3	10.3
1982-83	Providence	8	560	70.0	471	58.8	11.2

TEAM REBOUNDING

		G	REB	AVG
2015-16	Georgetown	18	769	42.7
2014-15	Georgetown	18	772	42.9
2013-14	Marquette	18	782	43.4
2012-13	Connecticut	16	725	45.3
2011-12	Notre Dame	16	653	40.8
	West Virginia	16	653	40.8
2010-11	Syracuse	16	657	41.1
2009-10	Syracuse	16	683	42.7
2008-09	Connecticut	16	674	42.1
2007-08	Connecticut	16	711	44.4
2006-07	Louisville	16	702	43.9
2005-06	Pittsburgh	16	666	41.6
2004-05	Connecticut	16	649	40.6
2003-04	Connecticut	16	639	39.9
2002-03	Connecticut	16	686	42.9
2001-02	Connecticut	16	679	42.4
2000-01	Connecticut	16	718	44.9
1999-00	Notre Dame	16	680	42.5
1998-99	Connecticut	18	814	45.2
1997-98	Syracuse	18	781	43.4
1996-97	Connecticut	18	854	47.4
1995-96	Syracuse	18	800	44.4
1994-95	Connecticut	18	942	52.3
1993-94	Seton Hall	18	849	47.2
1992-93	Providence	18	849	47.2
1991-92	Georgetown	18	770	42.8
1990-91	Georgetown	16	715	44.7
1989-90	Providence	16	686	42.9
1988-89	Syracuse	15	629	41.9
1987-88	Providence	16	701	43.8
1986-87	Providence	16	663	41.4
1985-86	Syracuse	16	631	39.4
1984-85	Boston College	16	610	38.1
1983-84	Syracuse	8	358	44.8
1982-83	Syracuse	8	334	41.8

TEAM REBOUNDING MARGIN

		G	RBS	OPP AVG	OPP RBS	AVG	MARG
2015-16	DePaul	18	712	39.6	606	33.7	5.9
2014-15	Creighton	18	712	39.6	628	34.9	4.7
2013-14	Marquette	18	782	43.4	547	30.4	13.1
2012-13	Connecticut	16	725	45.3	536	33.5	11.8
2011-12	Notre Dame	16	653	40.8	473	29.6	11.2
2010-11	Connecticut	16	644	40.2	466	29.1	11.1
2009-10	Connecticut	16	686	42.9	513	32.1	10.8
2008-09	Connecticut	16	674	42.1	549	34.3	7.8
2007-08	Connecticut	16	711	44.4	533	33.3	11.1
2006-07	Connecticut	16	682	42.6	547	34.2	8.4
2005-06	Pittsburgh	16	666	41.6	570	35.6	6.0
2004-05	Boston College	16	593	37.1	469	29.3	7.8
2003-04	Connecticut	16	639	39.9	465	29.1	10.9
2002-03	Connecticut	16	686	42.9	491	30.7	12.2
2001-02	Connecticut	16	679	42.4	448	28.0	14.4
2000-01	Connecticut	16	718	44.9	504	31.5	13.4
1999-00	Notre Dame	16	680	42.5	534	33.4	9.1
1998-99	Connecticut	18	814	45.2	532	29.6	15.7
1997-98	Connecticut	18	761	42.3	613	34.1	8.2
1996-97	Connecticut	18	854	47.4	609	33.8	13.6
1995-96	Syracuse	18	800	44.4	647	35.9	8.5
1994-95	Connecticut	18	942	52.3	702	39.0	13.3
1993-94	Seton Hall	18	849	47.2	647	35.9	11.2
1992-93	Connecticut	18	770	42.8	617	34.3	8.5
1991-92	Miami	18	736	40.9	606	33.7	7.2
1990-91	Connecticut	16	668	41.8	554	34.6	7.2
1989-90	Syracuse	16	636	39.8	516	32.3	7.5
1988-89	Syracuse	15	629	41.9	473	31.5	10.4
1987-88	Connecticut	16	587	36.7	504	31.5	5.2
1986-87	Providence	16	663	41.4	586	37.0	4.4
1985-86	Syracuse	16	631	39.4	528	33.0	6.4
1984-85	Boston College	16	610	38.1	484	30.3	7.8
1983-84	Seton Hall	8	338	42.3	271	33.9	8.4
1982-83	Syracuse	8	334	41.8	292	36.5	5.3

Annual Team Stat Leaders

BIG EAST CONFERENCE GAMES

TEAM FIELD GOAL PERCENTAGE

		G	FGM	FGA	PCT
2015-16	DePaul	18	566	1205	.470
2014-15	St. John's	18	457	1045	.437
2013-14	DePaul	18	547	1191	.459
2012-13	Connecticut	16	482	1015	.475
2011-12	Connecticut	16	440	917	.480
	Notre Dame	16	449	936	.480
2010-11	Connecticut	16	438	864	.507
2009-10	Connecticut	16	483	942	.513
2008-09	Connecticut	16	453	954	.475
2007-08	Connecticut	16	494	1003	.493
2006-07	Connecticut	16	476	982	.485
2005-06	Connecticut	16	435	909	.479
2004-05	Boston College	16	381	811	.470
2003-04	Connecticut	16	441	901	.489
2002-03	Boston College	16	437	909	.481
2001-02	Connecticut	16	516	980	.527
2000-01	Connecticut	16	510	1031	.495
1999-00	Connecticut	16	510	940	.543
1998-99	Connecticut	18	592	1130	.524
1997-98	Connecticut	18	558	1099	.508
1996-97	Connecticut	18	565	1141	.495
1995-96	Connecticut	18	562	1106	.508
1994-95	Connecticut	18	601	1214	.495
1993-94	Connecticut	18	520	1043	.499
1992-93	Connecticut	18	456	985	.463
1991-92	Miami	18	558	1181	.472
1990-91	Connecticut	16	479	986	.486
1989-90	Boston College	16	420	877	.479
1988-89	Connecticut	15	388	826	.470
1987-88	Connecticut	16	411	833	.493
1986-87	Villanova	16	533	951	.560
1985-86	Villanova	16	466	923	.505
1984-85	Villanova	16	492	967	.509
1983-84	Providence	8	231	486	.475
1982-83	St. John's	8	102	221	.489

TEAM 3-PT FIELD GOAL PERCENTAGE

		G	3FG	3FGA	PCT
2015-16	Creighton	18	135	382	.353
2014-15	DePaul	18	199	541	.368
2013-14	DePaul	18	162	421	.385
2012-13	Connecticut	16	134	377	.355
2011-12	Connecticut	16	117	315	.371
2010-11	Connecticut	16	96	242	.397
2009-10	St. John's	16	64	155	.413
2008-09	Connecticut	16	125	327	.382
2007-08	West Virginia	16	127	321	.396
2006-07	Rutgers	16	91	238	.382
2005-06	Rutgers	16	55	135	.407
2004-05	Boston College	16	62	157	.395
2003-04	Connecticut	16	116	302	.384
2002-03	Boston College	16	71	170	.418
2001-02	Connecticut	16	99	243	.407
2000-01	Notre Dame	16	64	161	.398
1999-00	Boston College	16	76	190	.400
1998-99	Notre Dame	18	113	281	.402
1997-98	Boston College	18	83	192	.432
1996-97	Notre Dame	18	83	229	.362
1995-96	Notre Dame	18	81	202	.401
1994-95	Connecticut	18	92	234	.393
1993-94	Seton Hall	18	44	98	.449
1992-93	Connecticut	18	107	281	.381
1991-92	Connecticut	18	94	220	.427
1990-91	Seton Hall	16	65	156	.417
1989-90	Connecticut	16	97	234	.415
1988-89	Connecticut	15	68	157	.433
1987-88	St. John's	16	24	58	.414

TEAM FREE THROW PERCENTAGE

		G	FTM	FTA	PCT
2015-16	Villanova	18	172	219	.785
2014-15	Creighton	18	193	248	.778
2013-14	Marquette	18	323	428	.755
2012-13	Notre Dame	16	280	353	.793
2011-12	Notre Dame	16	284	352	.807
2010-11	Villanova	16	104	131	.794
2009-10	Georgetown	16	221	289	.765
2008-09	Villanova	16	153	188	.814
2007-08	Notre Dame	16	320	411	.779
2006-07	DePaul	16	166	215	.772
2005-06	Connecticut	16	191	255	.749

2004-05	Boston College	16	208	273	.762
2003-04	Boston College	16	262	342	.766
2002-03	Villanova	16	147	190	.774
2001-02	Connecticut	16	259	351	.738
2000-01	Villanova	16	183	237	.772
1999-00	Boston College	16	207	273	.758
1998-99	Georgetown	18	228	301	.757
1997-98	Boston College	18	293	383	.765
1996-97	St. John's	18	172	232	.741
1995-96	Villanova	18	214	306	.699
1994-95	Providence	18	313	443	.707
1993-94	Connecticut	18	306	423	.723
1992-93	Boston College	18	283	391	.724
1991-92	Syracuse	18	196	253	.775
1990-91	Connecticut	16	210	279	.753
1989-90	Villanova	16	143	186	.769
1988-89	Providence	16	336	434	.774
1987-88	Villanova	16	222	300	.740
1986-87	Seton Hall	16	199	253	.787
1985-86	Providence	16	338	478	.707
1984-85	St. John's	16	232	310	.748
1983-84	St. John's	8	123	166	.741
1982-83	Georgetown	8	84	114	.737

TEAM ASSISTS

		G	AST	AVG
2015-16	DePaul	18	369	20.5
2014-15	DePaul	18	362	20.1
2013-14	DePaul	18	347	19.3
2012-13	Connecticut	16	333	20.8
2011-12	Connecticut	16	301	18.8
2010-11	Connecticut	16	297	18.6
2009-10	Connecticut	16	310	19.38
2008-09	Connecticut	16	284	17.75
2007-08	Connecticut	16	329	20.56
2006-07	Connecticut	16	269	16.81
2005-06	DePaul	16	297	18.56
2004-05	Boston College	16	294	18.38
2003-04	Connecticut	16	307	19.2
2002-03	Boston College	16	303	18.9
2001-02	Connecticut	16	338	21.1
2000-01	Connecticut	16	353	22.1
1999-00	Connecticut	16	341	21.3
1998-99	Connecticut	18	345	19.2
1997-98	Connecticut	18	372	20.7
1996-97	Notre Dame	18	351	19.5
1995-96	Connecticut	18	319	17.7
1994-95	Connecticut	18	398	22.1
1993-94	Connecticut	18	349	19.4
1992-93	Villanova	18	270	15.0
1991-92	Miami	18	310	17.2
1990-91	St. John's	16	296	18.5
1989-90	Connecticut	16	249	18.3
1988-89	Boston College	16	298	18.6
1987-88	Villanova	16	297	18.6
1986-87	Villanova	16	413	25.8
1985-86	Villanova	16	338	21.1
1984-85	Villanova	16	355	22.2
1983-84	St. John's	8	159	19.9
1982-83	St. John's	8	139	17.4

TEAM FIELD GOAL PERCENTAGE DEFENSE

		G	OPP FG%
2015-16	Georgetown	18	.377
2014-15	Seton Hall	18	.375
2013-14	St. John's	18	.387
2012-13	Connecticut	16	.315
2011-12	Connecticut	16	.312
2010-11	Connecticut	16	.325
2009-10	Connecticut	16	.301
2008-09	Connecticut	16	.324
2007-08	Connecticut	16	.334
2006-07	Connecticut	16	.337
2005-06	Rutgers	16	.354
2004-05	Connecticut	16	.325
2003-04	Connecticut	16	.360
2002-03	Connecticut	16	.340
2001-02	Connecticut	16	.328
2000-01	Connecticut	16	.317
1999-00	Connecticut	16	.312
1998-99	Rutgers	18	.352
1997-98	Connecticut	18	.348
1996-97	Connecticut	18	.332

1995-96	Connecticut	18	.339
1994-95	Connecticut	18	.304
1993-94	Connecticut	18	.336
1992-93	Connecticut	18	.370
1991-92	Connecticut	18	.398
1990-91	Connecticut	16	.369
1989-90	Connecticut	16	.374
1988-89	Villanova	16	.376
1987-88	Villanova	16	.399
1986-87	Villanova	16	.402
1985-86	Villanova	16	.411
1984-85	Boston College	16	.408
1983-84	Villanova	8	.402
1982-83	Villanova	8	.402

TEAM SCORING DEFENSE

		G	OPP PPG
2015-16	Villanova	18	57.2
2014-15	Villanova	18	56.6
2013-14	Villanova	18	59.0
2012-13	Connecticut	16	51.2
2011-12	Connecticut	16	48.8
2010-11	Connecticut	16	50.9
2009-10	Connecticut	16	47.8
2008-09	Connecticut	16	52.4
2007-08	Rutgers	16	53.5
2006-07	Rutgers	16	50.2
2005-06	Rutgers	16	49.8
2004-05	Rutgers	16	48.4
2003-04	Villanova	16	52.0
2002-03	Villanova	16	52.9
2001-02	Connecticut	16	47.8
2000-01	Connecticut	16	49.6
1999-00	Connecticut	16	48.1
1998-99	Rutgers	18	53.7
1997-98	Villanova	18	56.8
1996-97	Connecticut	18	54.7
1995-96	Connecticut	18	55.6
1994-95	Connecticut	18	54.2
1993-94	Seton Hall	18	58.2
1992-93	Connecticut	18	59.3
1991-92	Miami	18	60.9
1990-91	Connecticut	16	59.6
1989-90	Connecticut	16	59.6
1988-89	Villanova	16	58.1
1987-88	Boston College	16	61.2
1986-87	Villanova	16	58.5
1985-86	Villanova	16	59.4
1984-85	Boston College	16	56.3
1983-84	Boston College	8	63.8
1982-83	Providence	8	58.8

TEAM 3-PT FIELD GOAL PERCENTAGE DEFENSE

		G	OPP 3-PT FG%
2015-16	DePaul	18	.272
2014-15	Xavier	18	.299
2013-14	St. John's	18	.278
2012-13	Connecticut	16	.249
2011-12	Notre Dame	16	.244
2010-11	Providence	16	.275
2009-10	Connecticut	16	.235
2008-09	Villanova	16	.262
2007-08	Connecticut	16	.293
2006-07	Connecticut	16	.242
2005-06	Connecticut	16	.266
2004-05	Connecticut	16	.281
2003-04	Notre Dame	16	.230
2002-03	Villanova	16	.255
2001-02	Boston College	16	.272
2000-01	Villanova	16	.245
1999-00	Villanova	16	.264
1998-99	Rutgers	18	.250
1997-98	Villanova	18	.260
1996-97	Notre Dame	18	.272
1995-96	Notre Dame	18	.401
1994-95	Pittsburgh	17	.215
1993-94	Seton Hall	18	.273
1992-93	Villanova	18	.260
1991-92	Pittsburgh	18	.288
1990-91	Pittsburgh	16	.296
1989-90	Connecticut	16	.261
1988-89	Villanova	16	.268
1987-88	Georgetown	16	.306

Honor Roll

The Players

Associated Press National Player of the Year

2010-11 Maya Moore, Connecticut
 2009-10 Tina Charles, Connecticut
 2008-09 Maya Moore, Connecticut
 2002-03 Diana Taurasi, Connecticut
 2001-02 Sue Bird, Connecticut
 2000-01 Ruth Riley, Notre Dame
 1996-97 Kara Wolters, Connecticut
 1995-96 Jennifer Rizzotti, Connecticut
 1994-95 Rebecca Lobo, Connecticut

WBCA National Player of the Year (Margaret Wade Trophy)

2010-11 Maya Moore, Connecticut
 2009-10 Maya Moore, Connecticut
 2008-09 Maya Moore, Connecticut
 2002-03 Diana Taurasi, Connecticut
 2001-02 Sue Bird, Connecticut
 1995-96 Jennifer Rizzotti, Connecticut
 1994-95 Rebecca Lobo, Connecticut
 1986-87 Shelly Pennefather, Villanova

USBWA National Player of the Year

2010-11 Maya Moore, Connecticut
 2009-10 Tina Charles, Connecticut
 2008-09 Maya Moore, Connecticut
 2002-03 Diana Taurasi, Connecticut
 2001-02 Sue Bird, Connecticut
 2000-01 Ruth Riley, Notre Dame
 1994-95 Rebecca Lobo, Connecticut

Naismith National Player of the Year

2010-11 Maya Moore, Connecticut
 2009-10 Tina Charles, Connecticut
 2008-09 Maya Moore, Connecticut
 2003-04 Diana Taurasi, Connecticut
 2002-03 Diana Taurasi, Connecticut
 2001-02 Sue Bird, Connecticut
 2000-01 Ruth Riley, Notre Dame
 1994-95 Rebecca Lobo, Connecticut

Francis Pomeroy Naismith Award

2008-09 Renee Montgomery, Connecticut
 2005-06 Megan Duffy, Notre Dame
 2000-01 Niele Ivey, Notre Dame
 1995-96 Jennifer Rizzotti, Connecticut
 1990-91 Shanya Evans, Providence

Nancy Lieberman Award

2012-13 Skylar Diggins, Notre Dame
 2011-12 Skylar Diggins, Notre Dame
 2008-09 Renee Montgomery, Connecticut
 2003-04 Diana Taurasi, Connecticut
 2002-03 Diana Taurasi, Connecticut
 2001-02 Sue Bird, Connecticut
 2000-01 Sue Bird, Connecticut
 1999-00 Sue Bird, Connecticut

John R. Wooden Award

2010-11 Maya Moore, Connecticut
 2009-10 Tina Charles, Connecticut
 2008-09 Maya Moore, Connecticut

Sports Illustrated Player of the Year

2000-01 Ruth Riley, Notre Dame
 1991-92 Frances Savage, Miami

Sports Illustrated Newcomer of the Year

1998-99 Tamika Williams, Connecticut

Sporting News National Freshman of the Year

1998-99 Tamika Williams, Connecticut
 1996-97 Shea Ralph, Connecticut

USBWA National Freshman of the Year

2012-13 Jewell Loyd, Notre Dame
 2007-08 Maya Moore, Connecticut
 2006-07 Tina Charles, Connecticut
 2001-02 Jacqueline Batteast, Notre Dame
 1996-97 Shea Ralph, Connecticut

Honda Award, Women's Basketball

2010-11 Maya Moore, Connecticut
 2009-10 Maya Moore, Connecticut
 2003-04 Diana Taurasi, Connecticut
 2002-03 Diana Taurasi, Connecticut
 2001-02 Sue Bird, Connecticut
 1999-00 Shea Ralph, Connecticut
 1995-96 Jennifer Rizzotti, Connecticut
 1994-95 Rebecca Lobo, Connecticut

Rhodes Scholar

2013 Jessica Wamala, Villanova
 1992 Julie Mikuta, Georgetown

CoSida Academic All-America National Team Member of the Year

2000-01 Ruth Riley, Notre Dame
 Rebecca Lobo, Connecticut

CoSida Academic All-America Women's Basketball Team Member of the Year

2010-11 Maya Moore, Connecticut
 2009-10 Maya Moore, Connecticut
 2000-01 Ruth Riley, Notre Dame
 1995-96 Jennifer Rizzotti, Connecticut (shared)
 1994-95 Rebecca Lobo, Connecticut

USBWA Scholar-Athlete of the Year

1999-00 Ruth Riley, Notre Dame
 1994-95 Rebecca Lobo, Connecticut
 1993-94 Rebecca Lobo, Connecticut

NCAA Post-Graduate Scholarship

2000-01 Ruth Riley, Notre Dame
 1999-00 Cal Bouchard, Boston College
 1995-96 Jennifer Rizzotti, Connecticut
 1994-95 Dawn Johnson, Seton Hall
 Rebecca Lobo, Connecticut
 1991-92 Wendy Davis, Connecticut
 Tonya Alleyne, Seton Hall
 Leigh Curl, Connecticut

NCAA Today's Top VIII Award

2002 Ruth Riley, Notre Dame
 1996 Rebecca Lobo, Connecticut

WBCA All-America First Team

2012-13 Skylar Diggins, Notre Dame
 Stefanie Dolson, Connecticut
 Kayla McBride, Notre Dame
 Kaleena Mosqueda-Lewis, Connecticut
 2011-12 Skylar Diggins, Notre Dame
 Bria Hartley, Connecticut
 2010-11 Maya Moore, Connecticut
 Skylar Diggins, Notre Dame
 2009-10 Tina Charles, Connecticut
 Maya Moore, Connecticut
 2008-09 Tina Charles, Connecticut
 Angel McCoughtry, Louisville
 Maya Moore, Connecticut
 Renee Montgomery, Connecticut
 2007-08 Maya Moore, Connecticut
 Renee Montgomery, Connecticut
 Angel McCoughtry, Louisville
 2006-07 Angel McCoughtry, Louisville
 2005-06 Cappie Pondexter, Rutgers
 2004-05 Jacqueline Batteast, Notre Dame
 2003-04 Diana Taurasi, Connecticut
 2002-03 Diana Taurasi, Connecticut
 Sue Bird, Connecticut
 Swin Cash, Connecticut
 Diana Taurasi, Connecticut
 2000-01 Svetlana Abrosimova, Connecticut
 Ruth Riley, Notre Dame
 1999-00 Svetlana Abrosimova, Connecticut
 Shea Ralph, Connecticut
 1998-99 Svetlana Abrosimova, Connecticut
 1997-98 Nykeshia Sales, Connecticut
 1996-97 Nykeshia Sales, Connecticut
 Kara Wolters, Connecticut
 1995-96 Jennifer Rizzotti, Connecticut
 1994-95 Rebecca Lobo, Connecticut
 Jennifer Rizzotti, Connecticut
 1993-94 Rebecca Lobo, Connecticut
 Frances Savage, Miami
 1990-91 Kerry Bascom, Connecticut
 1986-87 Shelly Pennefather, Villanova



Honor Roll

WBCA All-America Honorable Mention

- 2015-16 Chanise Jenkins, DePaul
Danaejah Grant, St. John's
- 2014-15 Aliyyah Handford, St. John's
Brittany Hrynko, DePaul
Daisha Simmons, Seton Hall
Ka-Deidre Simmons, Seton Hall
- 2013-14 Aliyyah Handford, St. John's
Brittany Hrynko, DePaul
Marissa Janning, Creighton
Jasmine Penny, DePaul
Katherine Plouffe, Marquette
- 2012-13 Natalie Achonwa, Notre Dame
Anna Martin, DePaul
Nadirah McKeith, St. John's
Sugar Rodgers, Georgetown
Shoni Schimmel, Louisville
Shennika Smith, St. John's
- 2011-12 Sugar Rodgers, Georgetown
Tiffany Hayes, Connecticut
Anna Martin, DePaul
Nadirah McKeith, St. John's
Natalie Novosel, Notre Dame
Devereaux Peters, Notre Dame
Shoni Schimmel, Louisville
Shenneika Smith, St. John's
- 2010-11 Sugar Rodgers, Georgetown
Keisha Hampton, DePaul
Tiffany Hayes, Connecticut
Natalie Novosel, Notre Dame
Devereaux Peters, Notre Dame
Sam Quigley, DePaul
Liz Repella, West Virginia
Angel Robinson, Marquette
- 2009-10 Kalana Green, Connecticut
Skylar Diggins, Notre Dame
Lindsay Schrader, Notre Dame
Da'Shena Stevens, St. John's
- 2008-09 Deirdre Naughton, DePaul
Epiphanny Prince, Rutgers
Kia Vaughn, Rutgers
Natasha Williams, DePaul
Shavonte Zellous, Pittsburgh
- 2007-08 Tina Charles, Connecticut
Epiphanny Prince, Rutgers
Matee Ajavon, Rutgers
Essence Carson, Rutgers
Olayinka Sanni, West Virginia
Mercedes Walker, Pittsburgh
- 2005-06 Megan Duffy, Notre Dame
Ann Strother, Connecticut
Barbara Turner, Connecticut
Khara Smith, DePaul
- 2003-04 Jacqueline Batteast, Notre Dame
Rebekkah Brunson, Georgetown
Amber Jacobs, Boston College
Cappie Pondexter, Rutgers
- 2002-03 Becky Gottstein, Boston College
Tamara James, Miami
Trish Juhline, Villanova
Cappie Pondexter, Rutgers
Jacqueline Batteast, Notre Dame
Brianna Stepherson, Boston College
- 2000-01 Sue Bird, Connecticut
Shea Ralph, Connecticut
Tasha Pointer, Rutgers

- 1999-00 Cal Bouchard, Boston College
Ruth Riley, Notre Dame
Tasha Pointer, Rutgers
Shawnetta Stewart, Rutgers
- 1998-99 Ruth Riley, Notre Dame
- 1997-98 Octavia Blue, Miami
- 1996-97 Katryna Gaither, Notre Dame
Nadine Malcolm, Providence
Beth Morgan, Notre Dame
Dana Wynne, Seton Hall
- 1995-96 Kara Wolters, Connecticut
Nykesha Sales, Connecticut
Nadine Malcolm, Providence
Katryna Gaither, Notre Dame
Beth Morgan, Notre Dame
Dana Wynne, Seton Hall
- 1994-95 Dana Wynne, Seton Hall
- 1993-94 Kerry Curran, Boston College
Stefanie Goettsche, Providence
Jodi Brooks, Seton Hall
Jonna Huemrich, Pittsburgh
- 1992-93 Sarah Behn, Boston College
Rebecca Lobo, Connecticut
Vicki Plowden, Miami
- 1991-92 Sarah Behn, Boston College
Wendy Davis, Connecticut
Lucie Fontanella, Providence
Tracy Lis, Providence
Rebecca Lobo, Connecticut
Frances Savage, Miami

Kodak All-District (District)

- 1990-91 Cozette Ballentine, St. John's (2)
Kerry Bascom, Connecticut (1)
Sarah Behn, Boston College (1)
Lorri Johnson, Pittsburgh (2)
Tracy Lis, Providence (1)
Laura Lishness, Connecticut (1)
- 1989-90 Kerry Bascom, Connecticut (1)
Sarah Behn, Boston College (1)
Andrea Mangum, Providence (1)
Dottie VanGheem, Providence (1)
- 1988-89 Kerry Bascom, Connecticut (1)
Andrea Mangum, Providence (1)
Geraldine Santilius, Seton Hall (2)
- 1987-88 Sue Ludwig, Syracuse (1)
Renee Najarian, Connecticut (1)
Ann Odoy, Boston College (1)
- 1986-87 Mary Burke, Providence (1)
Felisha Legette, Syracuse (1)
Shelly Pennefather, Villanova (2)
Doris Sable, Providence (1)
- 1985-86 Britt King, Providence (1)
Shelly Pennefather, Villanova (2)
Peggy Walsh, Connecticut (1)
- 1984-85 Jennifer Bruce, Pittsburgh (2)
Nancy Bernhardt, Villanova (2)
Kathy Finn, Providence (1)
Kathy Finn, Providence (1)
Kerry Phayre, Providence (1)

Associated Press All-America Team

- 2015-16 Chanise Jenkins, DePaul (Honorable Mention)
- 2014-15 Brittany Hrynko, DePaul (Honorable Mention)
Ka-Deidre Simmons, Seton Hall (Honorable Mention)
- 2013-14 Britatny Hrynko, DePaul (Honorable Mention)

- 2012-13 Skylar Diggins, Notre Dame (First Team)
Kaleena Mosqueda-Lewis, Connecticut (Second Team)
Stefanie Dolson, Connecticut (Third Team)
Kayla McBride, Notre Dame (Third Team)
Natalie Achonwa, Notre Dame (Honorable Mention)
Kayla Alexander, Syracuse (Honorable Mention)
Kelly Faris, Connecticut (Honorable Mention)
Sugar Rodgers, Georgetown (Honorable Mention)
Andrea Smith, USF (Honorable Mention)
- 2011-12 Skylar Diggins, Notre Dame (First Team)
Tiffany Hayes, Connecticut (Third Team)
- 2010-11 Maya Moore, Connecticut (First Team)
Tiffany Hayes, Connecticut (Honorable Mention)
Keisha Hampton, DePaul (Honorable Mention)
Deirdre Naughton, DePaul (Honorable Mention)
Sugar Rodgers, Georgetown (Honorable Mention)
Skylar Diggins, Notre Dame (Third Team)
- 2009-10 Tina Charles, Connecticut (First Team)
Maya Moore, Connecticut (First Team)
Kalana Green, Connecticut (Honorable Mention)
Sugar Rodgers, Georgetown (Honorable Mention)
Skylar Diggins, Notre Dame (Honorable Mention)
Lindsay Schrader, Notre Dame (Honorable Mention)
Da'Shena Stevens, St. John's (Honorable Mention)
Nicole Michael, Syracuse (Honorable Mention)
- 2008-09 Angel McCoughtry, Louisville (First Team)
Maya Moore, Connecticut (First Team)
Renee Montgomery, Connecticut (First Team)
Tina Charles, Connecticut (Second Team)
Epiphanny Prince, Rutgers (Third Team)
Shavonte Zellous, Pittsburgh (Third Team)
Laura Kurz, Villanova (Honorable Mention)
Deirdre Naughton, DePaul (Honorable Mention)
- 2007-08 Maya Moore, Connecticut (First Team)
Angel McCoughtry, Louisville (Second Team)
Renee Montgomery, Connecticut (Third Team)
Tina Charles, Connecticut (Third Team)
Epiphanny Prince, Rutgers (Third Team)
Charde Houston, Connecticut (Honorable Mention)
Charel Allen, Notre Dame (Honorable Mention)
Matee Ajavon, Rutgers (Honorable Mention)
Essence Carson, Rutgers (Honorable Mention)
Allie Quigley, DePaul (Honorable Mention)
Olayinka Sanni, West Virginia (Honorable Mention)
Mercedes Walker, Pittsburgh (Honorable Mention)
- 2006-07 Angel McCoughtry, Louisville (Second Team)
Matee Ajavon, Rutgers (Honorable Mention)
Tina Charles, Connecticut (Honorable Mention)
Krystal Ellis, Marquette (Honorable Mention)
Charde Houston, Connecticut (Honorable Mention)
Mercedes Walker, Connecticut (Honorable Mention)
- 2005-06 Cappie Pondexter, Rutgers (First Team)
Khara Smith, DePaul (Third Team)
- 2004-05 Jacqueline Batteast, Notre Dame (Third Team)
Jessalyn Deveny, Boston College (Honorable Mention)
Megan Duffy, Notre Dame (Honorable Mention)
Yolanda Paige, West Virginia (Honorable Mention)
Cappie Pondexter, Rutgers (Honorable Mention)
Ann Strother, Connecticut (Honorable Mention)
Barbara Turner, Connecticut (Honorable Mention)
- 2003-04 Diana Taurasi, Connecticut (First Team)
Cappie Pondexter, Rutgers (Third Team)
Jacqueline Batteast, Notre Dame (Honorable Mention)
Rebekkah Brunson, Georgetown (Honorable Mention)
Amber Jacobs, Boston College (Honorable Mention)
- 2002-03 Diana Taurasi, Connecticut (First Team)
Tamara James, Miami (Honorable Mention)
Trish Juhline, Villanova (Honorable Mention)

Honor Roll

- Cappie Pondexter, Rutgers (Honorable Mention)
 Sue Bird, Connecticut (First Team)
 Swin Cash, Connecticut (First Team)
 Asjha Jones, Connecticut (Third Team)
 Alicia Ratay, Notre Dame (Honorable Mention)
 Tamika Williams, Connecticut (Honorable Mention)
- 2000-01 Ruth Riley, Notre Dame (First Team)
 Svetlana Abrosimova, Connecticut (Second Team)
 Sue Bird, Connecticut (Third Team)
 Niele Ivey, Notre Dame (Third Team)
 Swin Cash, Connecticut (Honorable Mention)
 Tasha Pointer, Rutgers (Honorable Mention)
 Shea Ralph, Connecticut (Honorable Mention)
- 1999-00 Svetlana Abrosimova, Connecticut (First Team)
 Shea Ralph, Connecticut (First Team)
 Ruth Riley, Notre Dame (First Team)
 Sue Bird, Connecticut (Honorable Mention)
 Tasha Pointer, Rutgers (Honorable Mention)
 Alicia Ratay, Notre Dame (Honorable Mention)
 Shawnetta Stewart, Rutgers (Honorable Mention)
- 1998-99 Svetlana Abrosimova, Connecticut (Second Team)
 Ruth Riley, Notre Dame (Third Team)
 Shea Ralph, Connecticut (Honorable Mention)
- 1997-98 Nykesha Sales, Connecticut (First Team)
 Svetlana Abrosimova, Connecticut (Honorable Mention)
- 1996-97 Kara Wolters, Connecticut (First Team)
 Nykesha Sales, Connecticut (First Team)
 Katryna Gaither, Notre Dame (Honorable Mention)
 Nadine Malcolm, Providence (Honorable Mention)
 Beth Morgan, Notre Dame (Honorable Mention)
 Dana Wynne, Seton Hall (Honorable Mention)
- 1995-96 Jennifer Rizzotti, Connecticut (First Team)
 Kara Wolters, Connecticut (First Team)
 Katryna Gaither, Notre Dame (Honorable Mention)
 Beth Morgan, Notre Dame (Honorable Mention)
 Nykesha Sales, Connecticut (Honorable Mention)
 Nadine Malcolm, Providence (Honorable Mention)
- 1994-95 Rebecca Lobo, Connecticut (First Team)
 Jennifer Rizzotti, Connecticut (Second Team)
 Kara Wolters, Connecticut (Third Team)

USBWA All-America Team

- 2012-13 Skylar Diggins, Notre Dame
 Stefanie Dolson, Connecticut
 Kaleena Mosqueda-Lewis, Connecticut
- 2011-12 Skylar Diggins, Notre Dame
- 2010-11 Maya Moore, Connecticut
- 2009-10 Tina Charles, Connecticut
 Maya Moore, Connecticut
- 2008-09 Angel McCoughtry, Louisville
 Maya Moore, Connecticut
 Renee Montgomery, Connecticut
- 2007-08 Maya Moore, Connecticut
 Angel McCoughtry, Louisville
- 2005-06 Cappie Pondexter, Rutgers
- 2003-04 Diana Taurasi, Connecticut
- 2002-03 Diana Taurasi, Connecticut
 Sue Bird, Connecticut
 Swin Cash, Connecticut
- 2000-01 Svetlana Abrosimova, Connecticut
 Ruth Riley, Notre Dame
- 1999-00 Svetlana Abrosimova, Connecticut
 Shea Ralph, Connecticut
 Ruth Riley, Notre Dame
- 1998-99 Svetlana Abrosimova, Connecticut
- 1997-98 Nykesha Sales, Connecticut
- 1996-97 Jennifer Rizzotti, Connecticut

- Nykesha Sales, Connecticut
 Kara Wolters, Connecticut

John R. Wooden Award All-America Team

- 2012-13 Skylar Diggins, Notre Dame
 2011-12 Skylar Diggins, Notre Dame
 2010-11 Maya Moore, Connecticut
 2009-10 Tina Charles, Connecticut
 Maya Moore, Connecticut
- 2008-09 Angel McCoughtry, Louisville
 Maya Moore, Connecticut
 Renee Montgomery, Connecticut
 Cappie Pondexter, Rutgers
- 2003-04 Diana Taurasi, Connecticut

CoSIDA Academic All-America Team

- 2010-11 Maya Moore, Connecticut (First Team)
 Liz Repella, West Virginia (First Team)
- 2009-10 Maya Moore, Connecticut (First Team)
 Liz Repella, West Virginia (Second Team)
- 2008-09 Maya Moore, Connecticut (First Team)
- 2007-08 Allie Quigley, DePaul (Third Team)
- 2005-06 Megan Duffy, Notre Dame (First Team)
 Ann Strother, Connecticut (Third Team)
- 2000-01 Ruth Riley, Notre Dame (First Team)
- 1999-00 Ruth Riley, Notre Dame (First Team)
- 1995-96 Jennifer Rizzotti, Connecticut (First Team)
- 1994-95 Rebecca Lobo, Connecticut (First Team)
 Jennifer Rizzotti, Connecticut (Second Team)
- 1993-94 Rebecca Lobo, Connecticut (First Team)
- 1992-93 Erin Kenneally, Syracuse (First Team)
- 1991-92 Wendy Davis, Connecticut (Second Team)
 Erin Kenneally, Syracuse (Second Team)
- 1989-90 Dottie VanCheem, Providence
- 1984-85 Leigh Curl, Connecticut (First Team)
- 1983-84 Leigh Curl, Connecticut (First Team)
- 1982-83 Kathy Finn, Providence

The Coaches

The John R. Wooden Legends of Coaching Award

- 2012 Geno Auriemma, Connecticut

Associated Press National Coach of the Year

- 2012-13 Muffet McGraw, Notre Dame
 2010-11 Geno Auriemma, Connecticut
 2008-09 Geno Auriemma, Connecticut
 2007-08 Geno Auriemma, Connecticut
 2002-03 Geno Auriemma, Connecticut
 2000-01 Muffet McGraw, Notre Dame
 1999-00 Geno Auriemma, Connecticut
 1996-97 Geno Auriemma, Connecticut
 1994-95 Geno Auriemma, Connecticut

Black Coaches Association National Coach of the Year

- 2009-10 Terri Williams-Flournoy
 2001-02 Marianna Freeman, Syracuse
 1997-98 C. Vivian Stringer, Rutgers

Naismith National Coach of the Year

- 2012-13 Muffet McGraw, Notre Dame
 2008-09 Geno Auriemma, Connecticut
 2007-08 Geno Auriemma, Connecticut
 2001-02 Geno Auriemma, Connecticut
 2000-01 Muffet McGraw, Notre Dame
 1999-00 Geno Auriemma, Connecticut
 1996-97 Geno Auriemma, Connecticut
 1994-95 Geno Auriemma, Connecticut

USBWA National Coach of the Year

- 2012-13 Muffet McGraw, Notre Dame
 2008-09 Geno Auriemma, Connecticut
 2007-08 Geno Auriemma, Connecticut
 2002-03 Geno Auriemma, Connecticut
 2000-01 Muffet McGraw, Notre Dame
 1996-97 Geno Auriemma, Connecticut
 1994-95 Geno Auriemma, Connecticut

WBCA National Coach of the Year

- 2012-13 Muffet McGraw, Notre Dame
 2008-09 Geno Auriemma, Connecticut
 2007-08 Geno Auriemma, Connecticut
 2001-02 Geno Auriemma, Connecticut
 2000-01 Muffet McGraw, Notre Dame
 1999-00 Geno Auriemma, Connecticut
 1996-97 Geno Auriemma, Connecticut
 1991-92 Ferne Labati, Miami

WBCA (District) Coach of the Year

- 2011-12 Muffet McGraw, Notre Dame (1)
 2010-11 Geno Auriemma, Connecticut (1)
 2009-10 Geno Auriemma, Connecticut (1)
 2008-09 Geno Auriemma, Connecticut (1)
 2006-07 Geno Auriemma, Connecticut (1)
 2005-06 C. Vivian Stringer, Rutgers (1)
 2003-04 Ferne Labati, Miami (1)
 2001-02 Geno Auriemma, Connecticut (1)
 2000-01 Muffet McGraw, Notre Dame (2)
 1999-00 Geno Auriemma, Connecticut (1)
 1997-98 C. Vivian Stringer, Rutgers (1)
 1996-97 Geno Auriemma, Connecticut (1)
 1995-96 Geno Auriemma, Connecticut (1)
 Muffet McGraw, Notre Dame (2)
 1994-95 Geno Auriemma, Connecticut (1)
 1993-94 Phyllis Mangina, Seton Hall (2)
 Geno Auriemma, Connecticut (1)
 1985-86 Bob Foley, Providence (1)

WBCA Carol Eckman Award

- 2008-09 Muffet McGraw, Notre Dame
 2007-08 Doug Bruno, DePaul

WBCA/Maggie Dixon Rookie Coach of the Year

- Jeff Walz, Louisville

Naismith Memorial Basketball Hall of Fame

- C. Vivian Stringer, Rutgers – Class of 2009
 Geno Auriemma, Connecticut – Class of 2006

Women's Basketball Hall of Fame

- Muffet McGraw, Notre Dame – Class of 2011
 Geno Auriemma, Connecticut – Class of 2006
 C. Vivian Stringer, Rutgers – Class of 2001

U.S. National Team Head Coach

- Geno Auriemma, Connecticut – 2009-2012



Wooden Award™



Weekly Honors

AWARD WINNERS - ALL-TIME PLAYERS OF THE WEEK

Player of the Week - Single Season Record

Player, School	# of Awards	Year
Maya Moore, Connecticut	8	2010-11
Nykesha Sales, Connecticut	7	1997-98
Angel McCoughtry, Louisville	7	2008-09
Rebecca Lobo, Connecticut	6	1993-94
Rebekkah Brunson, Georgetown	6	2003-04
Tina Charles, Connecticut	6	2009-10
Diana Taurasi, Connecticut	5	2002-03
Frances Savage, Miami	5	1991-92

Player of the Week - Career Record

Player, School	# of Awards	Year
Rebecca Lobo, Connecticut	12	1992-93; 1993-94; 1994-95
Angel McCoughtry, Louisville	12	2006-07; 2007-08; 2008-09
Maya Moore, Connecticut	12	2007-08; 2008-09; 2009-10; 2010-11
Shelly Pennefather, Villanova	11	1984-85; 1985-86; 1986-87
Diana Taurasi, Connecticut	10	2001-02; 2002-03; 2003-04
Nykesha Sales, Connecticut	9	1995-96; 1996-97; 1997-98
Ruth Riley, Notre Dame	9	1998-99; 1999-00; 2000-01
Tabatha Richardson-Smith, Seton Hall	8	2012-16
Cappie Pondexter, Rutgers	8	2003-04; 2004-05; 2005-06
Kerry Bascom, Connecticut	8	1988-89; 1989-90; 1990-91
Holly Porter, Boston College	8	1994-95; 1995-96; 1996-97
Rebekkah Brunson, Georgetown	8	2002-03; 2003-04

Freshmen of the Week - Single Season Record

Player, School	# of Awards	Year
Maya Moore, Connecticut	10	2007-08
Natalie Butler, Georgetown	10	2013-14
Kaleena Mosqueda-Lewis, Connecticut	8	2011-12
Allazia Blockton, Marquette	7	2015-16
Rebecca Lobo, Connecticut	7	1991-92
Tina Charles, Connecticut	6	2006-07
Svetlana Abrosimova, Connecticut	6	1997-98
Becky Gottstein, Boston College	6	1998-99
Alicia Rataj, Notre Dame	6	1999-00
Rebekkah Brunson, Georgetown	6	2000-01
Jacqueline Batteast, Notre Dame	6	2001-02
Meg Bulger, West Virginia	6	2003-04
Bria Hartley, Connecticut	6	2010-11
Sydney Lamberty, Creighton	6	2014-15

All-Time Players Of the Week

2015-16

Nov. 16 Tori Schickel, BU
 Nov. 23 Tiffany Jones, SHU
 Nov. 30 Danaejah Grant, STJ
 Dec. 7 Aliyah Handford, STJ
 Dec. 14 Megan Podkowa, DPU
 Dec. 21 Megan Podkowa, DPU
 Dec. 28 Natisha Hiedeman, MU
 Jan. 4 Tabatha Richardson-Smith, SHU
 Jan. 11 Jessica January, DPU
 Jan. 18 Tabatha Richardson-Smith, SHU
 Jan. 25 Tabatha Richardson-Smith, SHU
 Feb. 1 Jessica January, DPU
 Feb. 8 Chanise Jenkins, DPU
 Feb. 15 Allazia Blockton, MU
 Feb. 22 Danaejah Grant, STJ
 Feb. 29 Aliyah Handford, STJ

2014-15

Nov. 17 Danaejah Grant, STJ
 Nov. 24 Ka-Deidre Simmons, SHU
 Dec. 1 Daisha Simmons, SHU
 Dec. 8 Brittany Hrynko, DPU
 Dec. 15 Tabatha Richardson-Smith, SHU
 Dec. 22 Aliyah Handford, STJ
 Dec. 29 Tabatha Richardson-Smith, SHU

Jan. 5 Brittany Hrynko, DPU
 Jan. 12 Ka-Deidre Simmons, SHU
 Jan. 19 Ka-Deidre Simmons, SHU
 Jan. 26 Brittany Hrynko, DPU
 Feb. 2 Marissa Janning, CU
 Feb. 9 Brittany Hrynko, DPU
 Feb. 16 Blaire Langlois, BU
 Feb. 23 Brittany Hrynko, DPU
 March 2 Tabatha Richardson-Smith, SHU

2013-14

Nov. 18 Katherine Plouffe, MU
 Nov. 25 Tori Rule, PC
 Dec. 2 Liz Stratman, BU
 Dec. 9 Tabatha Richardson-Smith, SHU
 Dec. 16 Andrea White, GU
 Dec. 23 Aliyah Handford, SJU
 Dec. 30 Jasmine Penny, DPU
 Jan. 6 Katherine Plouffe, MU
 Jan. 13 Ka-Deidre Simmons, SHU
 Jan. 20 Brittany Hrynko, DPU
 Jan. 27 Marissa Janning, CU
 Feb. 3 Caroline Coyer, VU
 Feb. 10 Andrea White, GU
 Feb. 17 Aliyah Handford, SJU
 Feb. 24 Tabatha Richardson-Smith, SHU
 March 6 Katherine Plouffe, MU

2012-13

Nov. 19 Kayla Alexander, SU
 Nov. 26 Shenneika Smith, STJ
 Dec. 3 Sugar Rodgers, GU
 Dec. 10 Kayla Alexander, SU
 Dec. 17 Anna Martin, DPU
 Dec. 23 Skylar Diggins, ND
 Dec. 31 Sugar Rodgers, GU
 Jan. 7 Kayla McBride, ND
 Jan. 14 Andrea Smith, USF
 Jan. 21 Stefania Dolson, UConn
 Jan. 28 Antonita Slaughter, UoFL
 Feb. 4 Shoni Schimmel, UoFL
 Feb. 11 Stefania Dolson, UConn
 Feb. 18 Skylar Diggins, ND
 Feb. 25 Andrea Smith, USF
 March 4 Skylar Diggins, ND

2011-12

Nov. 21 Skylar Diggins, ND
 Nov. 28 Jasmine Crew, SHU
 Dec. 5 Laura Sweeney, VU
 Dec. 12 Sugar Rodgers, GU
 Dec. 19 Natalie Novosel, ND
 Dec. 26 Sugar Rodgers, GU
 Jan. 2 Sugar Rodgers, GU

Jan. 9 Skylar Diggins, ND
 Jan. 16 Anna Martin, DPU
 Jan. 23 Devereaux Peters, ND
 Jan. 30 Tiffany Hayes, UConn
 Feb. 6 Iasia Hemingway, SU
 Feb. 13 Asya Bussie, WVU
 Feb. 20 Nadirah Mckenith, STJ
 Feb. 28 Skylar Diggins, ND

2010-11

Nov. 22 Maya Moore, UConn
 Nov. 29 Sugar Rodgers, GU
 Dec. 6 Kayla Alexander, SU
 Dec. 13 Maya Moore, UConn
 Dec. 20 Keisha Hampton, DPU
 Dec. 28 Maya Moore, UConn
 Jan. 3 Kayla Alexander, SU
 Jan. 10 Maya Moore, UConn
 Jan. 17 Maya Moore, UConn
 Jan. 24 Maya Moore, UConn
 Jan. 31 Sugar Rodgers, GU
 Feb. 7 Maya Moore, UConn
 Feb. 14 Skylar Diggins, ND
 Feb. 21 Kayla Alexander, SU
 March 1 Maya Moore, UConn

2009-10

Nov. 23 Tina Charles, UConn
 Nov. 30 Erica Morrow, SU
 Dec. 7 Chelsea Marandola, PC
 Dec. 14 Jessica Lawson, USF
 Dec. 21 Brittany Ray, RU
 Dec. 28 Maya Moore, UConn
 Jan. 4 Tina Charles, UConn
 Jan. 11 Tina Charles, UConn
 Jan. 18 Tina Charles, UConn
 Jan. 25 Maya Moore, UConn
 Feb. 1 Jessica Lawson, USF
 Feb. 8 Nicole Michael, SU
 Feb. 15 Tina Charles, UConn
 Feb. 22 Monique Reid, UoFL
 March 2 Tina Charles, UConn

2008-09

Nov. 24 Angel McCoughtry, UoFL
 Dec. 1 Renee Montgomery, UConn
 Dec. 8 Shavonte Zellous, Pitt
 Dec. 15 Angel McCoughtry, UoFL
 Dec. 22 Shavonte Zellous, Pitt
 Dec. 29 Angel Robinson, MU
 Jan. 5 Monique McLean, STJ
 Jan. 12 Angel McCoughtry, UoFL
 Jan. 19 Maya Moore, UConn
 Jan. 26 Shavonte Zellous, Pitt
 Feb. 2 Angel McCoughtry, UoFL
 Feb. 9 Sarah Miles, WVU
 Feb. 16 Angel McCoughtry, UoFL
 Feb. 23 Angel McCoughtry, UoFL
 March 2 Angel McCoughtry, UoFL

2007-08

Nov. 19 Krystal Ellis, MU
 Nov. 26 Laura Kurz, VU
 Dec. 3 Shavonte Zellous, Pitt
 Dec. 10 Angel McCoughtry, UoFL
 Dec. 17 Jill Stephens, UC
 Dec. 24 Allie Quigley, DPU
 Dec. 31 Noteisha Womack, SHU
 Jan. 7 Shavonte Zellous, Pitt
 Jan. 14 Shavonte Zellous, Pitt
 Jan. 21 Olayinka Sanni, WVU
 Jan. 28 Angel McCoughtry, UoFL
 Feb. 4 LaQuita Owens, WVU
 Feb. 11 Epiphanny Prince, RU

Feb. 18 Deirdre Naughton, DPU
 Feb. 25 Allie Quigley, DPU
 March 4 Maya Moore, UConn

2006-07

Nov. 20 Shantia Grace, USF
 Nov. 27 Shavonte Zellous, Pitt
 Dec. 4 Angel McCoughtry, UoFL
 Dec. 11 Allie Quigley, DPU
 Dec. 18 Angel McCoughtry, UoFL
 Dec. 27 Angel McCoughtry, UoFL
 Jan. 2 Jessica Dickson, USF
 Jan. 8 Catherine Bove, PC
 Jan. 15 Olayinka Sanni, WVU
 Jan. 22 Charel Allen, ND
 Jan. 29 Kalana Greene, UConn
 Feb. 5 Jessica Dickson, USF
 Feb. 12 Charel Allen, ND
 Feb. 19 Charde Houston, UConn
 Feb. 27 LaQuita Owens, WVU

2005-06

Nov. 21 Mel Thomas, UConn
 Nov. 28 Jessica Dickson, USF
 Dec. 5 Vaida Sipaviciute, SU
 Dec. 12 Jessica Dickson, USF
 Dec. 19 Melissa D'Amico, ND
 Dec. 26 Meg Bulger, WVU
 Jan. 2 Cappie Pondexter, RU
 Jan. 9 Khara Smith, DPU
 Jan. 16 Cappie Pondexter, RU
 Jan. 23 Megan Duffy, ND
 Jan. 30 Barbara Turner, UConn
 Feb. 6 Cappie Pondexter, RU
 Feb. 13 Cappie Pondexter, RU
 Feb. 20 Khara Smith, DPU
 Feb. 27 Megan Duffy, ND

2004-05

Nov. 22 Jacqueline Batteast, ND
 Nov. 29 Jessalyn Deveny, BC
 Yolanda Paige, WVU
 Dec. 6 Meg Bulger, WVU
 Dec. 13 Jessalyn Deveny, BC
 Sherell Sowho, WVU
 Dec. 20 Jacqueline Batteast, ND
 Dec. 27 Meg Bulger, WVU
 Monique Blake, SHU
 Jan. 3 Jessalyn Deveny, BC
 Jan. 10 Jackie Adamshick, VU
 Monique Blake, SHU
 Jan. 17 Meg Bulger, WVU
 Jan. 24 Jacqueline Batteast, ND
 Jan. 31 Ashley Bush, SHU
 Cappie Pondexter, RU
 Feb. 7 Greeba Barlow, STJ
 Feb. 14 Jacqueline Batteast, ND
 Feb. 21 Cappie Pondexter, RU
 Feb. 28 Teresa Borton, ND

2003-04

Nov. 24 Rebekkah Brunson, GU
 Tamara James, Miami
 Dec. 1 Rebekkah Brunson, GU
 Jessalyn Deveny, BC
 Dec. 8 Amber Jacobs, BC
 Megan Duffy, ND
 Dec. 15 Cappie Pondexter, RU
 Liad Suez, VU
 Dec. 22 Rebekkah Brunson, GU
 Dec. 29 Jacqueline Batteast, ND
 Jan. 5 Amber Jacobs, BC
 Cappie Pondexter, RU
 Jan. 12 Diana Taurasi, UConn
 Liad Suez, VU

Weekly Honors

AWARD WINNERS - ALL-TIME PLAYERS OF THE WEEK

Jan. 19 Julie McBride, SU
 Jan. 26 Rebekkah Brunson, GU
 Yolanda Paige, WVU
 Feb. 2 Rebekkah Brunson, GU
 Chelsea Newton, RU
 Feb. 9 Diana Taurasi, UConn
 Feb. 16 Jessalyn Deveny, BC
 Barbara Turner, UConn
 Feb. 23 Tamara James, Miami
 March 1 Rebekkah Brunson, GU

2002-03

Nov. 25 Rebekkah Brunson, GU
 Dec. 2 Diana Taurasi, UConn
 Trish Juhline, VU
 Dec. 9 Shannon Perry, SU
 Dec. 16 Laine Selwyn, Pitt
 Dec. 23 Diana Taurasi, UConn
 Dec. 30 Laine Selwyn, Pitt
 Jan. 6 Diana Taurasi, UConn
 Jessalyn Deveny, BC
 Jan. 13 Diana Taurasi, UConn
 Rebekkah Brunson, GU
 Ieva Kublina, VT
 Jan. 20 Ieva Kublina, VT
 Jan. 27 Chrystal Starling, VT
 Courtney Mix, VU
 Feb. 3 Amber Jacobs, BC
 Diana Taurasi, UConn
 Feb. 10 Katie Davis, VU
 Ieva Kublina, VT
 Feb. 17 Alicia Ratay, ND
 Feb. 24 Trish Juhline, VU
 Shannon Perry, SU
 March 3 Trish Juhline, VU
 Kate Bulger, WVU

2001-02

Nov. 19 Swin Cash, UConn
 Trish Juhline, VU
 Nov. 26 Julie McBride, SU
 Sarah Hicks, VT
 Dec. 3 Diana Taurasi, UConn
 Kate Bulger, WVU
 Dec. 10 Chanivia Broussard, Miami
 Dec. 17 Meghan Saake, UM
 Ieva Kublina, VT
 Dec. 23 Mandy Wittenmyer, Pitt
 Dec. 31 Swin Cash, UConn
 Kate Bulger, WVU
 Jan. 7 Diana Taurasi, UConn
 Ieva Kublina, VT
 Jan. 14 Swin Cash, UConn
 Jaime James, SU
 Jan. 21 Shaquana Wilkins, Miami
 Jan. 28 Shannon Perry, SU
 Sue Bird, UConn
 Feb. 4 Asjha Jones, UConn
 Feb. 11 Swin Cash, UConn
 Laine Selwyn, Pitt
 Feb. 18 Diana Taurasi, UConn
 Alicia Ratay, ND
 Feb. 25 Alicia Ratay, ND

2000-01

Nov. 20 Rachel Byars, BC
 Beth Record, SU
 Nov. 27 Niele Ivey, ND
 Dec. 4 Latasha Thompson, STJ
 Tere Williams, VT
 Dec. 11 Arminda Moreno, SHU
 Tasha Pointer, RU
 Dec. 18 Brandi Barnes, VU
 Dec. 25 Bettina Love, Pitt
 Jan. 1 Ruth Riley, ND
 Jan. 8 Ruth Riley, ND

Brandi Barnes, VU
 Jan. 15 Tasha Pointer, RU
 Dalia Clarke, Miami
 Jan. 22 Ruth Riley, ND
 Jan. 29 Tere Williams, VT
 Feb. 5 Arminda Moreno, SHU
 Feb. 12 Ruth Riley, ND
 Feb. 19 Katie Smrcka-Duffy, GU
 Becky Gottstein, BC
 Feb. 26 Swin Cash, UConn
 Becky Gottstein, BC

1999-00

Nov. 22 Becky Gottstein, BC
 Jen Gombotz, PC
 Nov. 29 Shea Ralph, UConn
 Dec. 6 Ruth Riley, ND
 Swin Cash, UConn
 Dec. 13 Becky Gottstein, BC
 Katie Smrcka-Duffy, GU
 Dec. 20 Cal Bouchard, BC
 Shawnetta Stewart, RU
 Dec. 27 Svetlana Abrosimova, UConn
 Shawnetta Stewart, RU
 Jan. 3 Becky Gottstein, BC
 Monika Roberts, PC
 Jan. 10 Sue Bird, UConn
 Jan. 17 Jenea Skeeters, VU
 Niele Ivey, ND
 Jan. 24 Beth Record, SU
 Jan. 31 Latasha Thompson, STJ
 Alissa Murphy, BC
 Feb. 7 Kelley Siemon, ND
 Katie Smrcka-Duffy, GU
 Feb. 14 Jamie Courmoyer, BC
 Feb. 21 Ruth Riley, ND
 Svetlana Abrosimova, UConn
 Feb. 28 Shawnetta Stewart, RU

1998-99

Nov. 16 Paige Sauer, UConn
 Niele Ivey, ND
 Nov. 23 Svetlana Abrosimova, UConn
 Danielle Green, ND
 Nov. 30 Katie Smrcka-Duffy, GU
 Shea Ralph, UConn
 Dec. 7 Kym Hope, Miami
 Dec. 14 Svetlana Abrosimova, UConn
 Tammy Sutton-Brown, RU
 Dec. 21 Melba Chambers, GU
 Ebony Dickinson, STJ
 Dec. 28 Shawnetta Stewart, RU
 Ruth Riley, ND
 Jan. 4 Starr Fuller, SHU
 Jan. 11 Ruth Riley, ND
 Jan. 18 Svetlana Abrosimova, UConn
 Jennifer Jordan, Miami
 Jan. 25 Alissa Murphy, BC
 Feb. 1 Ruth Riley, ND
 Feb. 8 Niele Ivey, ND
 Tammy Sutton-Brown, RU
 Feb. 15 Linda Miles, RU
 Shea Ralph, UConn
 Feb. 22 Kym Hope, Miami
 Sheila McMillen, ND

1997-98

Nov. 24 Nykesha Sales, UConn
 Cal Bouchard, BC
 Dec. 1 Teakya Barnes, SU
 Dec. 8 Octavia Blue, Miami
 Dec. 15 Niele Ivey, ND
 Dec. 22 Nykesha Sales, UConn
 Dec. 29 Octavia Blue, Miami
 Jan. 5 Kym Hope, Miami

Kerri Chatten, PC
 Jan. 12 Nykesha Sales, UConn
 Jan. 19 Cal Bouchard, BC
 Jan. 26 Nykesha Sales, UConn
 Feb. 2 Nykesha Sales, UConn
 Shawnetta Stewart, RU
 Feb. 9 Nykesha Sales, UConn
 Kym Hope, UM
 Feb. 16 Jenn Beisel, VU
 Feb. 23 Octavia Blue, Miami
 Nykesha Sales, UConn

1996-97

Nov. 25 Katryna Gaither, ND
 Dec. 2 Katryna Gaither, ND
 Dec. 9 Talisha Hargis, WVU
 Dec. 16 Rebecca Burbridge, WVU
 Dec. 23 Nykesha Sales, UConn
 Dec. 30 Holly Porter, BC
 Jan. 6 Carla Berube, UConn
 Jan. 13 Katryna Gaither, ND
 Jan. 20 Kara Wolters, UConn
 Jan. 27 Dana Wynne, SHU
 Feb. 3 Beth Morgan, ND
 Feb. 10 Holly Porter, BC
 Feb. 17 Kara Wolters, UConn
 Feb. 24 Holly Porter, BC

1995-96

Nov. 27 Kara Wolters, UConn
 Dec. 4 Beth Morgan, ND
 Dec. 11 Nadine Malcolm, PC
 Dec. 18 Tahnee Heins, SHU
 Dec. 27 Octavia Blue, Miami
 Holly Porter, BC
 Jan. 2 Dana Wynne, SHU
 Jan. 9 Katryna Gaither, ND
 Susan Glanning, VU
 Jan. 16 Katryna Gaither, ND
 Holly Porter, BC
 Jan. 22 Latia Howard, Pitt
 Jan. 29 Jennifer Jordan, Miami
 Raquel Nurse, SU
 Feb. 5 Jennifer Rizzotti, UConn
 Holly Porter, BC
 Feb. 12 Nykesha Sales, UConn
 Nadine Malcolm, PC
 Feb. 19 Nadine Malcolm, PC
 Feb. 26 Kara Wolters, UConn

1994-95

Dec. 5 Rukaiyah Walker, SHU
 Dec. 12 Holly Porter, BC
 Dec. 19 Dawn Johnson, SHU
 Dec. 27 Dana Wynne, SHU
 Jan. 2 Tawana Jackson, STJ
 Jan. 9 Kristyn Cook, SU
 Jan. 16 Denise Dillon, VU
 Jan. 23 Jennifer Rizzotti, UConn
 Tawana Jackson, STJ
 Jan. 30 Rebecca Lobo, UConn
 Feb. 6 Tawana Jackson, STJ
 Feb. 13 Rebecca Lobo, UConn
 Michele Thornton, VU
 Feb. 20 Rebecca Lobo, UConn
 Feb. 27 Holly Porter, BC

1993-94

Dec. 6 Nadira Ricks, GU
 Dec. 13 Rebecca Lobo, UConn
 Dec. 20 Pam Odom, STJ
 Jan. 3 Jonna Huemrich, Pitt
 Jan. 10 Jodi Brooks, SHU
 Jan. 16 Rebecca Lobo, UConn
 Jan. 23 Kerry Curran, BC

Jan. 30 Jodi Brooks, SHU
 Feb. 6 Rebecca Lobo, UConn
 Feb. 13 Stefanie Goettsche, PC
 Rebecca Lobo, UConn
 Feb. 20 Rebecca Lobo, UConn
 Feb. 27 Rebecca Lobo, UConn

1992-93

Dec. 7 Marcie Komegay, STJ
 Dec. 14 Kris Witfill, GU
 Dec. 21 Sarah Behn, BC
 Jan. 4 Rebecca Lobo, UConn
 Jan. 10 Vicki Plowden, Miami
 Jan. 17 Sarah Behn, BC
 Jan. 24 Rebecca Lobo, UConn
 Feb. 1 Pam Odom, STJ
 Feb. 8 Rebecca Lobo, UConn
 Feb. 15 Leni Wilson, GU
 Feb. 21 Kris Witfill, GU
 Vicki Plowden, Miami
 Feb. 28 Sarah Behn, BC

1991-92

Dec. 2 Kelley Moore, SHU
 Dec. 9 Tracy Lis, PC
 Wendy Davis, UConn
 Dec. 15 Tracy Lis, PC
 Dec. 23 Vicki Plowden, Miami
 Dec. 30 Frances Savage, Miami
 Jan. 5 Kris Witfill, GU
 Jan. 12 Sarah Behn, BC
 Jan. 19 Frances Savage, Miami
 Jan. 26 Kris Witfill, GU
 Feb. 2 Tracy Lis, PC
 Feb. 9 Frances Savage, Miami
 Feb. 16 Frances Savage, Miami
 Feb. 24 Cozette Ballentine, STJ
 March 2 Frances Savage, Miami

1990-91

Nov. 27 Tracy Lis, PC
 Sarah Behn, BC
 Dec. 3 Kerry Bascom, UConn
 Dec. 10 Kerry Bascom, UConn
 Dec. 17 Kelley Moore, SHU
 Dec. 30 Lorri Johnson, Pitt
 Jan. 7 Tracy Lis, PC
 Jan. 14 Laura Lishness, UConn
 Tina Ogden, STJ
 Jan. 20 Cozette Ballentine, STJ
 Jan. 27 Kris Witfill, GU
 Feb. 4 Tracy Lis, PC
 Feb. 11 Kerry Bascom, UConn
 Feb. 17 Cozette Ballentine, STJ
 Feb. 25 Lorri Johnson, Pitt

1989-90

Dec. 4 Dottie VanGheem, PC
 Dec. 11 Kerry Bascom, UConn
 Dec. 18 Carla Wenger, BC
 Jan. 2 Helen Koskinen, VU
 Jan. 8 Marita Coffey, SU
 Jan. 15 Connie Hurt, Pitt
 Jan. 22 Meghan Pattyson, UConn
 Jan. 29 Kerry Bascom, UConn
 Kelley Moore, SHU
 Feb. 5 Dottie VanGheem, PC
 Feb. 12 Andrea Mangum, PC
 Feb. 19 Peggi Jewell, GU
 Feb. 26 Shanya Evans, PC

1988-89

Nov. 29 Simone Courtlandt, SU
 Dec. 5 Lorri Johnson, Pitt
 Dec. 12 Brenda Ginnait, STJ

Dec. 19 Debbie Hartnett, SHU
 Jan. 2 Liz Lawlor, PC
 Jan. 9 Kerry Bascom, UConn
 Jan. 16 Helen Koskinen, VU
 Jan. 23 Geraldine Saintilus, SHU
 Jan. 30 Helen Koskinen, VU
 Feb. 6 Kerry Bascom, UConn
 Feb. 13 Andrea Mangum, PC
 Feb. 20 Kerry Bascom, UConn

1987-88

Nov. 29 Sue Ludwig, SU
 Dec. 7 Sally Sheerer, Pitt
 Dec. 13 Renee Najarian, UConn
 Dec. 20 Danene Hopson, SU
 Jan. 3 Ann Odooy, BC
 Jan. 10 Beth Knight, GU
 Jan. 17 Renee Najarian, UConn
 Jan. 24 Lisa Smith, STJ
 Jan. 31 Simone Courtlandt, SU
 Feb. 7 Lisa Angelotti, VU
 Feb. 14 Lisa Angelotti, VU
 Feb. 21 Renee Najarian, UConn

1986-87

Dec. 1 Kathy O'Reilly, SHU
 Dec. 7 Mary Burke, PC
 Dec. 14 Doris Sable, PC
 Dec. 21 Althea Yard, STJ
 Jan. 4 Shelly Pennefather, VU
 Jan. 11 Shelly Pennefather, VU
 Kathy Sweet, BC
 Jan. 18 Shelly Pennefather, VU
 Mary Burke, PC
 Jan. 25 Sue Ludwig, SU
 Feb. 1 Brenda Ginnait, STJ
 Feb. 8 Shelly Pennefather, VU
 Feb. 15 Felisha Legette, SU

1985-86

Dec. 2 Peggy Walsh, UConn
 Dec. 9 Britt King, PC
 Dec. 16 Shelly Pennefather, VU
 Dec. 23 Shelly Pennefather, VU
 Jan. 6 Shelly Pennefather, VU
 Jan. 13 Jackie Smith, STJ
 Jan. 20 Doris Sable, PC
 Jan. 27 Janice Long, SU
 Feb. 3 Beth Knight, GU
 Tammi Sweet, UConn
 Feb. 10 Felisha Legette, SU
 Feb. 17 Britt King, PC
 Shelly Pennefather, VU
 Feb. 24 Britt King, PC

1984-85

Dec. 10 Shelly Pennefather, VU
 Dec. 17 Shelly Pennefather, VU
 Dec. 24 Jane Haubrich, BC
 Jan. 14 Britt King, PC
 Jan. 21 Shelly Pennefather, VU
 Faye Gerald, STJ
 Jan. 28 Doris Sable, PC
 Feb. 4 Jennifer Bruce, Pitt
 Feb. 11 Toni Igrec, SU
 Feb. 18 Peggy Walsh, UConn
 Feb. 25 Maura Gill, GU

1983-84

Dec. 12 Chris Palombi, SU
 Dec. 19 Nancy Bernhardt, VU
 Jan. 3 Sally Madeira, BC
 Jan. 10 Gloria Bradley, SHU
 Jan. 17 Nancy Bernhardt, VU
 Jan. 23 Kathy Finn, PC

Weekly Honors

AWARD WINNERS - ALL-TIME PLAYERS OF THE WEEK & FRESHMEN OF THE WEEK

Jan. 30 Joan Powers, PC
Feb. 5 Jennifer Bruce, Pitt
Feb. 12 Chris Palombi, SU
Feb. 19 Missy Renehan, SU

1982-83

Dec. 12 Kathy Finn, PC
Dec. 19 Debbie Beckford, STJ
Jan. 3 Kathie Beisel, VU
Jan. 10 Leigh Curl, UConn
Jan. 17 Jennifer Bruce, Pitt
Jan. 23 Gloria Bradley, SHU
Jan. 30 Kathy Finn, PC
Feb. 7 Kerry Phayre, PC
Feb. 15 Jennifer Bruce, Pitt
Feb. 21 Debbie Beckford, STJ
Feb. 28 Jennifer Bruce, Pitt

All-Time Freshmen Of the Week

2015-16

Nov. 16 Tori Schickel, BU
Nov. 23 Dionna White, GU
Nov. 30 Dionna White, GU
Dec. 7 Allazia Blockton, MU
Dec. 14 Allazia Blockton, MU
Dec. 21 Allazia Blockton, MU
Dec. 28 Allazia Blockton, MU
Jan. 4 Dionna White, GU
Jan. 11 Allazia Blockton, MU
Jan. 18 Brittany Ward, BU
Jan. 25 Dionna White, GU
Feb. 1 Allazia Blockton, MU
Feb. 8 Dionna White, GU
Feb. 15 Allazia Blockton, MU
Feb. 22 Adrianna Hahn, VU
Feb. 29 Adrianna Hahn, VU

2014-15

Nov. 17 Dorothy Adomako, GU
Nov. 24 Alex Louin, VU
Dec. 1 Kenisha Bell, MU
Dec. 8 Sydney Lamberty, CU
Dec. 15 Sydney Lamberty, CU
Dec. 22 Sydney Lamberty, CU
Dec. 29 Sydney Lamberty, CU
Jan. 5 Dorothy Adomako, GU
Jan. 12 Dorothy Adomako, GU
Jan. 19 Dorothy Adomako, GU
Jan. 26 Dorothy Adomako, GU
Feb. 2 Kenisha Bell, MU
Feb. 9 Sydney Lamberty, CU
Feb. 16 Sydney Lamberty, CU
Feb. 23 Kenisha Bell, MU
March 2 Kenisha Bell, MU

2013-14

Nov. 18 Natalie Butler, GU
Nov. 25 Natalie Butler, GU
Dec. 2 Aaliyah, Lewis, STJ
Dec. 9 Natalie Butler, GU
Dec. 16 Natalie Butler, GU
Dec. 23 Jessica January, DPU
Dec. 30 Sidney Cook, SHU
Jan. 6 Natalie Butler, GU
Jan. 13 Natalie Butler, GU
Jan. 20 Natalie Butler, GU
Jan. 27 Sarah Beal, PC
Feb. 3 Natalie Butler, GU
Feb. 10 Natalie Butler, GU
Feb. 17 Natalie Butler, GU
Feb. 24 Jessica January, DPU
March 6 Sarah Beal, PC

2012-13

Nov. 19 Breanna Stewart, UConn
Nov. 26 Jewell Loyd, ND
Dec. 3 Courtney Williams, USF
Dec. 10 Jewell Loyd, ND
Dec. 17 Aliyyah Handford, STJ
Dec. 23 Breanna Stewart, UConn
Dec. 31 Brittney Sykes, SU
Jan. 7 Brittney Sykes, SU
Jan. 14 Jewell Loyd, ND
Jan. 21 Chanise Jenkins, DPU
Jan. 28 Breanna Stewart, UConn
Feb. 4 Aliyyah Handford, STJ
Feb. 11 Dominique Vitalis, GU
Feb. 18 Aliyyah Handford, STJ
Feb. 25 Jewell Loyd, ND
March 4 Brittney Sykes, SU

2011-12

Nov. 21 Kaleena Mosqueda-Lewis, UConn
Nov. 28 Kaleena Mosqueda-Lewis, UConn
Dec. 5 Kaleena Mosqueda-Lewis, UConn
Dec. 12 Kaleena Mosqueda-Lewis, UConn
Dec. 19 Brittany Hrynko, DPU
Dec. 26 Brianna Kiesel, Pitt
Jan. 2 Markisha Wright, ND
Jan. 9 Bria Smith, UofL
Jan. 16 Kaleena Mosqueda-Lewis, UConn
Jan. 23 Kaleena Mosqueda-Lewis, UConn
Jan. 30 Bria Smith, UofL
Feb. 6 Lauren Burford, VU
Feb. 13 Kaleena Mosqueda-Lewis, UConn
Feb. 20 Brittany Hrynko, DPU
Feb. 28 Kaleena Mosqueda-Lewis, UConn

2010-11

Nov. 22 Bria Hartley, UConn
Nov. 29 Bria Hartley, UConn
Dec. 6 Shoni Schimmel, UofL
Dec. 13 Natalie Achonwa, ND
Dec. 20 Bria Hartley, UConn
Dec. 28 Shoni Schimmel, UofL
Jan. 3 Katherine Plouffe, MU
Jan. 10 Shoni Schimmel, UofL
Jan. 17 Bria Hartley, UConn
Jan. 24 Bria Hartley, UConn
Jan. 31 Shoni Schimmel, UofL
Feb. 7 Stefanie Dolson, UConn
Feb. 14 Stefanie Dolson, UConn
Feb. 21 Bria Hartley, UConn
March 1 Kayla Cook, UC

2009-10

Nov. 23 Skylar Diggins, ND
Nov. 30 Sugar Rodgers, GU
Dec. 7 Kayla Alexander, SU
Dec. 14 Asya Bussie, WVU
Dec. 21 Shenneika Smith, STJ
Dec. 28 Sugar Rodgers, GU
Jan. 4 Sugar Rodgers, GU
Jan. 11 Skylar Diggins, ND
Jan. 18 Sugar Rodgers, GU
Jan. 25 Skylar Diggins, ND
Feb. 1 Shenneika Smith, STJ
Feb. 8 Skylar Diggins, ND
Feb. 15 Nadirah McKenith, STJ
Feb. 22 Shenneika Smith, STJ
March 2 Sugar Rodgers, GU

2008-09

Nov. 24 Kandice Green, SHU
Dec. 1 Kellie Watson, ND
Dec. 8 Kellie Watson, ND
Dec. 15 Kandice Green, SHU

Dec. 22 Da'Shena Stevens, STJ
Dec. 29 Natalie Novosel, ND
Jan. 5 Da'Shena Stevens, STJ
Jan. 12 Natalie Novosel, ND
Jan. 19 Shanasa Sanders, UC
Jan. 26 Keisha Hampton, DPU
Feb. 2 Tiffany Hayes, UConn
Feb. 9 Kandice Green, SHU
Feb. 16 Tiffany Hayes, UConn
Feb. 23 Tiffany Hayes, UConn
March 2 Keisha Hampton, DPU

2007-08

Nov. 19 Maya Moore, UConn
Nov. 26 Maya Moore, UConn
Dec. 3 Keisha Hines, UofL
Dec. 10 Ebonie Williams, SHU
Dec. 17 Angel Robinson, MU
Dec. 24 Erica Morrow, SU
Dec. 31 Maya Moore, UConn
Jan. 7 Angel Robinson, MU
Jan. 14 Maya Moore, UConn
Jan. 21 Maya Moore, UConn
Jan. 28 Maya Moore, UConn
Feb. 4 Maya Moore, UConn
Feb. 11 Erica Morrow, SU
Feb. 18 Maya Moore, UConn
Feb. 25 Maya Moore, UConn
March 4 Maya Moore, UConn

2006-07

Nov. 20 Epiphanny Prince, RU
Nov. 27 Nicole Michael, SU
Dec. 4 Nicole Michael, SU
Dec. 11 Ashley Booker, SHU
Dec. 18 Epiphanny Prince, RU
Dec. 27 Tina Charles, UConn
Jan. 2 Kaili McLaren, UConn
Jan. 8 Nicole Michael, SU
Jan. 15 Tina Charles, UConn
Jan. 22 Tina Charles, UConn
Jan. 29 Carla Jacobs, UC
Feb. 5 Tina Charles, UConn
Feb. 12 Tina Charles, UConn
Feb. 19 Nicole Michael, SU
Feb. 27 Tina Charles, UConn

2005-06

Nov. 21 Lindsay Schrader, ND
Nov. 28 Xenia Stewart, Pitt
Dec. 5 Jenny Eckhart, SU
Dec. 12 Chelsea Marandola, PC
Dec. 19 Michelle Jones, UC
Dec. 26 Chelsea Marandola, PC
Jan. 2 Katrina Wheeler, GU
Jan. 9 Shantel Brown, SHU
Jan. 16 Renee Montgomery, UConn
Jan. 23 Krystal Ellis, MU
Jan. 30 Shelly Bellman, UC
Feb. 6 Renne Montgomery, UConn
Feb. 13 Krystal Ellis, MU
Feb. 20 Shelly Bellman, UC
Feb. 27 Angel McCoughtry, UofL

2004-05

Nov. 22 Sara Antolick, SU
Nov. 29 Andrea Peterson, STJ
Dec. 6 Charde Houston, UConn
Dec. 13 Shamika Jackson, BC
Dec. 20 Matee Ajavon, RU
Dec. 27 Kieraah Marlow, GU
Jan. 3 Matee Ajavon, RU
Jan. 10 Essence Carson, RU
Jan. 17 Matee Ajavon, RU

Charde Houston, UConn
Jan. 24 Charde Houston, UConn
Marcedes Walker, Pitt
Jan. 31 Kieraah Marlow, GU
Vaida Sipaviute, SU
Feb. 7 Charel Allen, ND
Feb. 14 Matee Ajavon, RU
Feb. 21 Marcedes Walker, Pitt
Feb. 28 Kieraah Marlow, GU

2003-04

Nov. 24 Angie Clark, STJ
Dec. 1 Angie Clark, STJ
Dec. 8 Angie Clark, STJ
Dec. 15 Heta Korpivaara, SHU
Dec. 22 Angie Clark, STJ
Dec. 29 Kirby Copeland, VT
Jan. 5 Meg Bulger, WVU
Jan. 12 Lauren Kohn, SU
Jan. 19 Lauren Kohn, SU
Meg Bulger, WVU
Jan. 26 Meg Bulger, WVU
Feb. 2 Meg Bulger, WVU
Feb. 9 Meg Bulger, WVU
Angie Clark, SJU
Feb. 16 Meg Bulger, WVU
Heta Korpivaara, SHU
Feb. 23 Liz Sherwood, UConn
March 1 Sarah Marshall, BC

2002-03

Nov. 25 Tamara James, Miami
Dec. 2 Tamara James, Miami
Dec. 9 Carrie Mason, VT
Dec. 16 Cappie Pondexter, RU
Dec. 23 Tamara James, Miami
Dec. 30 Barbara Turner, UConn
Jan. 6 Tamara James, Miami
Jan. 13 Tamara James, Miami
Jan. 20 Cappie Pondexter, RU
Jan. 27 Barbara Turner, UConn
Feb. 3 Ann Strother, UConn
Feb. 10 Cappie Pondexter, UConn
Barbara Turner, UConn
Feb. 17 Cappie Pondexter, RU
Barbara Turner, UConn
Feb. 24 Cappie Pondexter, RU
March 3 Courtney LaVere, ND

2001-02

Nov. 19 Yolanda Paige, WVU
Nov. 26 Sherell Sowho, WVU
Dec. 3 Jacqueline Batteast, ND
Dec. 10 Jacqueline Batteast, ND
Dec. 17 Mary Lisicky, GU
Jacqueline Batteast, ND
Dec. 23 Clare Drosch, BC
Dec. 31 Sherell Sowho, WVU
Jan. 7 Jacqueline Batteast, ND
Jan. 14 Erin Gibson, VT
Jan. 21 Yolanda Paige, WVU
Jan. 28 Jacqueline Batteast, ND
Feb. 4 Clare Drosch, BC
Feb. 11 Jacqueline Batteast, ND
Jessica Simmonds, PC
Feb. 18 Yolanda Paige, WVU
Feb. 25 Katy Flecky, ND

2000-01

Nov. 20 Jenese Wilcox, PC
Nov. 27 Rebekkah Brunson, GU
Dec. 4 Jenese Wilcox, PC
Dec. 11 Janelle McManus, BC
Dec. 18 Amber Jacobs, BC

Weekly Honors

AWARD WINNERS - ALL-TIME FRESHMEN OF THE WEEK

Dec. 25 Kristin Quinn, PC
 Jan. 1 Courtney Mix, VU
 Jan. 8 Rebekkah Brunson, GU
 Jan. 15 Chanivia Broussard, Miami
 Jan. 22 Rebekkah Brunson, GU
 Jan. 29 Rebekkah Brunson, GU
 Feb. 5 Rebekkah Brunson, GU
 Charlene Thomas, SHU
 Feb. 12 Diana Taurasi, UConn
 Kristin Quinn, PC
 Feb. 19 Rebekkah Brunson, GU
 Feb. 26 Janelle McManus, BC

1999-00

Nov. 22 Amanda Papuga, Miami
 Nov. 29 Shannon Perry, SU
 Trish Juhline, VU
 Dec. 6 Alicia Ratay, ND
 Dec. 13 Santia Jackson, GU
 Dec. 20 Alicia Ratay, ND
 Dec. 27 Kennitra Johnson, UConn
 Jan. 3 Mandy Wittenmyer, Pitt
 Jan. 10 Brooke Stewart, Pitt
 Alicia Ratay, ND
 Jan. 17 Alicia Hartlaub, Miami
 Jan. 24 Shannon Perry, SU
 Jan. 31 Aiysha Smith, STJ
 Feb. 7 Mandy Wittenmyer, Pitt
 Alicia Ratay, ND
 Feb. 14 Alicia Ratay, ND
 Trish Juhline, VU
 Feb. 21 Alicia Ratay, ND
 Feb. 28 Mandy Wittenmyer, Pitt

1998-99

Nov. 16 Swin Cash, UConn
 Nov. 23 Tamika Williams, UConn
 Nov. 30 Tamika Williams, UConn
 Sherisha Hills, ND
 Dec. 7 Asjha Jones, UConn
 Dec. 14 Swin Cash, UConn
 Dec. 21 Becky Gottstein, BC
 Dec. 28 Swin Cash, UConn
 Jan. 4 Becky Gottstein, BC
 Jan. 11 Becky Gottstein, BC
 Jan. 18 Tamika Williams, UConn
 Jan. 25 Becky Gottstein, BC
 Feb. 1 Becky Gottstein, BC
 Feb. 8 Tamika Williams, UConn
 Feb. 15 Tamika Williams, UConn
 Feb. 22 Ericka Haney, ND
 Becky Gottstein, BC

1997-98

Nov. 24 Svetlana Abrosimova, UConn
 Dec. 1 Natasha Pointer, RU
 Dec. 8 Natasha Pointer, RU
 Dec. 15 Svetlana Abrosimova, UConn
 Dec. 22 No award winner
 Dec. 29 Natasha Pointer, RU
 Jan. 5 Natasha Pointer, RU
 Jan. 12 Svetlana Abrosimova, UConn
 Ruth Riley, ND
 Jan. 19 Ruth Riley, ND
 Jan. 26 Ruth Riley, ND
 Svetlana Abrosimova, UConn
 Feb. 2 Svetlana Abrosimova, UConn
 Feb. 9 Svetlana Abrosimova, UConn
 Feb. 16 Linda Miles, RU
 Feb. 23 Shawnetta Stewart, RU

1996-97

Nov. 25 Shea Ralph, UConn
 Dec. 2 Jenea Skeeters, VU
 Dec. 9 Paula Moore, SU
 Dec. 16 Jenea Skeeters, VU
 Dec. 23 Shea Ralph, UConn
 Dec. 30 Cal Bouchard, BC
 Jan. 6 Shea Ralph, UConn
 Jan. 13 Cal Bouchard, BC
 Jan. 20 Cal Bouchard, BC
 Jan. 27 Shea Ralph, UConn
 Feb. 3 Usha Gilmore, RU
 Feb. 10 Jenea Skeeters, VU
 Feb. 17 Shea Ralph, UConn
 Feb. 24 Jenea Skeeters, VU

1995-96

Nov. 27 Jennifer Clemente, RU
 Dec. 4 Sylita Thomas, GU
 Dec. 11 Danielle Goly, SHU
 Dec. 18 Sylita Thomas, GU
 Dec. 27 Danielle Goly, SHU
 Jan. 2 Susan Blausner, RU
 Jan. 9 Maria Tchobanova, WVU
 Jan. 16 Sylita Thomas, GU
 Jan. 22 Teakya Barnes, SU
 Jan. 29 Dana Simonelli, PC
 Feb. 5 Maria Tchobanova, WVU
 Feb. 12 Diana Braendly, ND
 Feb. 19 Kimberly Smith, GU
 Feb. 26 Kimberly Smith, GU

1994-95

Dec. 5 Aimee McGuire, BC
 Dec. 12 Nykesha Sales, UConn
 Dec. 19 MeChelle Murray, Miami
 Dec. 27 Julie Wheeler, PC
 Jan. 2 Latia Howard, Pitt
 Jan. 9 Kerri Chatten, PC
 Jan. 16 Nykesha Sales, UConn
 Jan. 23 Octavia Blue, Miami
 Jan. 30 Kerri Chatten, PC
 Feb. 6 Raquel Nurse, SU
 Feb. 13 Sandy Mitchell, SHU
 Feb. 20 Kerri Chatten, PC
 Feb. 27 Julie Wheeler, PC

1993-94

Dec. 6 Holly Porter, BC
 Dec. 13 Sheron Murray, Miami
 Dec. 20 Julie Angelina, SU
 Jan. 3 Holly Porter, BC
 Jan. 10 Mandy Saunders, PC
 Jan. 16 Dana Wynne, SHU
 Mandy Saunders, PC
 Jan. 23 Kara Wolters, UConn
 Jan. 30 Holly Porter, BC
 Carla Berube, UConn
 Feb. 6 Holly Porter, BC
 Feb. 13 Mandy Saunders, PC
 Feb. 20 Holly Porter, BC
 Feb. 27 Mandy Saunders, PC

1992-93

Dec. 7 Jennifer Rizzotti, UConn
 Dec. 14 Texlin Quinney, SHU
 Dec. 21 Ayanna Walden, PC
 Jan. 4 Holly Rilinger, Miami
 Jan. 10 Jennifer Rizzotti, UConn
 Jan. 17 Holly Rilinger, Miami
 Jan. 24 Sarah Miller, PC
 Feb. 1 Holly Rilinger, Miami
 Feb. 8 Denise Dillon, VU

Feb. 15 Holly Rilinger, Miami
 Feb. 21 Jennifer Rizzotti, UConn
 Feb. 28 Denise Dillon, VU

1991-92

Dec. 2 Rebecca Lobo, UConn
 Dec. 9 Grace Kelly, STJ
 Dec. 15 Rebecca Lobo, UConn
 Dec. 23 Amanda Makarewicz, SHU
 Dec. 30 Michele Thornton, VU
 Jan. 5 Rebecca Lobo, UConn
 Jan. 12 Angel Lewis, SU
 Jan. 19 Angel Lewis, SU
 Dawn Johnson, SHU
 Jan. 26 Rebecca Lobo, UConn
 Feb. 2 Michele Thornton, VU
 Feb. 9 Rebecca Lobo, UConn
 Feb. 16 Rebecca Lobo, UConn
 Feb. 24 Michele Thornton, VU
 March 2 Rebecca Lobo, UConn

1990-91

Nov. 27 Orly Grossman, UConn
 Dec. 3 Jennifer Mead, PC
 Dec. 10 Michele Verotsky, BC
 Dec. 17 Kerry Curran, BC
 Dec. 30 Lucie Fontanella, PC
 Jan. 7 Lucie Fontanella, PC
 Jan. 14 No award winner
 Jan. 20 Jenine Joyce, Pitt
 Jan. 27 Jennifer Mead, PC
 Feb. 4 Jonna Huemrich, Pitt
 Feb. 11 Erin Maloy, Pitt
 Feb. 17 Jodi Brooks, SHU
 Feb. 25 Lucie Fontanella, PC

1989-90

Dec. 4 Kathy Ferrier, UConn
 Dec. 11 Karen Connell, VU
 Dec. 18 Kris Witfill, GU
 Jan. 2 Sarah Behn, BC
 Jan. 8 Maureen McConnell, Pitt
 Jan. 15 Sarah Behn, BC
 Jan. 22 Holly Oslander, SU
 Jan. 29 Sarah Behn, BC
 Feb. 5 Patricia Blow, STJ
 Feb. 12 Kathy Ferrier, UConn
 Feb. 19 Turia Ransom, Pitt
 Feb. 26 Turia Ransom, Pitt

1988-89

Nov. 29 Peggi Jewell, GU
 Dec. 5 Meghan Pattysun, UConn
 Dec. 12 Tricia Corace, GU
 Dec. 19 No award winner
 Jan. 2 Wendy Davis, UConn
 Jan. 9 Peggi Jewell, GU
 Jan. 16 Tracy Lis, PC
 Jan. 23 Kelley Moore, SHU
 Jan. 30 Rosemary Magarity, VU
 Feb. 6 Amy Bolen, STJ
 Feb. 13 Tracy Lis, PC
 Feb. 20 Wendy Davis, UConn

1987-88

Nov. 29 Shanya Evans, PC
 Dec. 7 Laura Lishness, UConn
 Dec. 13 Alicia Jones, SHU
 Dec. 20 Davita Smith, SU
 Jan. 3 Shanya Evans, PC
 Jan. 10 Kerry Bascom, UConn
 Jan. 17 Laura Lishness, UConn
 Jan. 24 Lorri Johnson, Pitt
 Jan. 31 Lorri Johnson, Pitt

Feb. 7 Connie Hurt, Pitt
 Feb. 14 Maria Ayres, GU
 Feb. 21 Laura Lishness, UConn

1986-87

Dec. 1 Kris Lamb, UConn
 Dec. 7 Andrea Mangum, PC
 Dec. 14 Kris Lamb, UConn
 Dec. 21 Carla Wenger, BC
 Jan. 4 Heidi Robbins, UConn
 Jan. 11 Andrea Mangum, PC
 Jan. 18 Danene Hopson, SU
 Jan. 25 Andrea Mangum, PC
 Feb. 1 Jennifer Shingler, Pitt
 Feb. 8 Andrea Mangum, PC
 Feb. 15 Danene Hopson, SU

1985-86

Dec. 2 Maureen Conley, STJ
 Dec. 9 Debbie Hartnett, SHU
 Dec. 16 Maureen Conley, STJ
 Dec. 23 No award winner
 Jan. 6 Geraldine Saintilus, SHU
 Jan. 13 Brenda Ginaitt, STJ
 Jan. 20 Geraldine Saintilus, SHU
 Jan. 27 Geraldine Saintilus, SHU
 Feb. 3 Nikki Arwood, GU
 Feb. 10 Debbie Hartnett, SHU
 Feb. 17 Debbie Hartnett, SHU
 Feb. 24 Debbie Hartnett, SHU

1984-85

Dec. 10 Beth Knight, GU
 Dec. 17 Lisa Angelotti, VU
 Dec. 24 Kathy O'Reilly, SHU
 Jan. 14 Lisa Angelotti, VU
 Jan. 21 Felisha Legette, SU
 Jan. 28 Ann Odoy, BC
 Feb. 4 Felisha Legette, SU
 Feb. 11 Felisha Legette, SU
 Feb. 18 Kathy O'Reilly, SHU
 Feb. 25 Ann Odoy, BC

1983-84

Dec. 12 Lori Kulo, UConn
 Dec. 19 Shelly Pennefather, VU
 Jan. 3 Evy Doerfler, UConn
 Jan. 10 Julie Callahan, Pitt
 Jan. 17 Ann Marie Gothard, GU
 Jan. 23 Evy Doerfler, UConn
 Jan. 30 Shelly Pennefather, VU
 Feb. 5 Shelly Pennefather, VU
 Feb. 12 Julie Callahan, Pitt
 Feb. 19 Shelly Pennefather, VU

1982-83

Dec. 12 Anne Marie McNamee, STJ
 Dec. 19 Peggy Walsh, UConn
 Jan. 3 Sarah Gause, GU
 Jan. 10 Jackie Smith, STJ
 Jan. 17 Britt King, PC
 Jan. 23 Ann Marie McNamee, STJ
 Jan. 30 No award
 Feb. 7 Britt King, PC
 Feb. 15 Jackie Smith, STJ
 Feb. 21 No award winner
 Feb. 28 No award winner

Year-by-Year Champions

BIG EAST REGULAR SEASON AND TOURNAMENT CHAMPIONS

	Regular Season	Tournament	Tournament MOP		Regular Season	Tournament	Tournament MOP
1982-83	Providence/St. John's	St. John's	Debbie Beckford (St. John's)	1998-99	Connecticut/Rutgers	Connecticut	Shea Ralph (Connecticut)
1983-84	Pittsburgh/Villanova	St. John's	Ann Marie McNamee (St. John's)	1999-00	Connecticut	Connecticut	Tamika Williams (Connecticut)
1984-85	St. John's/Villanova	Syracuse	Janice Long (Syracuse)	2000-01	Notre Dame/Connecticut	Connecticut	Diana Taurasi (Connecticut)
1985-86	Providence	Villanova	Shelly Pennefather (Villanova)	2001-02	Connecticut	Connecticut	Asjha Jones (Connecticut)
1986-87	Villanova	Villanova	Shelly Pennefather (Villanova)	2002-03	Connecticut	Villanova	Trish Juhline (Villanova)
1987-88	Syracuse	St. John's	Sabrina Johnson (St. John's)	2003-04	Connecticut	Boston College	Jessalyn Deveny (Boston College)
1988-89	Connecticut	Connecticut	Kerry Bascom (Connecticut)	2004-05	Rutgers	Connecticut	Barbara Turner (Connecticut)
1989-90	Connecticut/Providence	Providence	Andrea Mangum (Providence)	2005-06	Rutgers	Connecticut	Ann Strother (Connecticut)
1990-91	Connecticut	Connecticut	Meghan Pattyson (Connecticut)	2006-07	Connecticut	Rutgers	Matee Ajavon (Rutgers)
1991-92	Miami	Miami	Frances Savage (Miami)	2007-08	Connecticut	Connecticut	Charde Houston (Connecticut)
1992-93	Miami/Georgetown	Miami	Vicki Plowden (Miami)	2008-09	Connecticut	Connecticut	Maya Moore (Connecticut)
1993-94	Connecticut	Connecticut	Rebecca Lobo (Connecticut)	2009-10	Connecticut	Connecticut	Kalana Greene (Connecticut)
1994-95	Connecticut	Connecticut	Kara Wolters (Connecticut)	2010-11	Connecticut	Connecticut	Maya Moore (Connecticut)
1995-96	Providence/Miami/ Syracuse/Seton Hall (BE 7)	Connecticut	Kara Wolters (Connecticut)	2011-12	Notre Dame	Connecticut	Kaleena Mosqueda-Lewis (Connecticut)
	Connecticut (BE 6)			2012-13	Notre Dame	Notre Dame	Kayla McBride (Notre Dame)
1996-97	Georgetown (BE 7)	Connecticut	Nykesha Sales (Connecticut)	2013-14	DePaul	DePaul	Jasmine Penny (DePaul)
	Connecticut (BE 6)			2014-15	DePaul	DePaul	Megan Podkova (DePaul)
1997-98	Rutgers (BE 7)	Connecticut	Rita Williams (Connecticut)	2015-16	Seton Hall	St. John's	Aliyah Handford (St. John's)
	Connecticut (BE 6)				DePaul		

YEAR-BY-YEAR AWARD WINNERS

Player of the Year

2015-16	Chanise Jenkins (DePaul)
2014-15	Brittany Hrynko (DePaul)
2013-14	Marissa Janning (Creighton)
2012-13	Skylar Diggins (Notre Dame)
2011-12	Skylar Diggins (Notre Dame)
2010-11	Maya Moore (Connecticut)
2009-10	Tina Charles (Connecticut)
2008-09	Maya Moore (Connecticut)
2007-08	Maya Moore (Connecticut)
2006-07	Angel McCoughtry (Louisville)
2005-06	Cappie Pondexter (Rutgers)
2004-05	Jacqueline Batteast (Notre Dame)
2003-04	Diana Taurasi (Connecticut)
2002-03	Diana Taurasi (Connecticut)
2001-02	Sue Bird (Connecticut)
2000-01	Ruth Riley (Notre Dame)
1999-00	Shea Ralph (Connecticut)
1998-99	Svetlana Abrosimova (Connecticut)
1997-98	Nykesha Sales (Connecticut)
1996-97	Kara Wolters (Connecticut)
1995-96	Jennifer Rizzotti (Connecticut)
1994-95	Rebecca Lobo (Connecticut)
1993-94	Rebecca Lobo (Connecticut)
1992-93	Kris Witfill (Georgetown)
1991-92	Frances Savage (Miami)
1990-91	Kerry Bascom (Connecticut)
1989-90	Kerry Bascom (Connecticut)
1988-89	Kerry Bascom (Connecticut)
1987-88	Lisa Angelotti (Villanova)
1986-87	Shelly Pennefather (Villanova)
1985-86	Shelly Pennefather (Villanova)
1984-85	Shelly Pennefather (Villanova)
1983-84	Jennifer Bruce (Pittsburgh)
	Kathy Finn (Providence)
1982-83	Debbie Beckford (St. John's)

Defensive Player of the Year

2015-16	Aliyah Handford (St. John's)
2014-15	Daisha Simmons (Seton Hall)
2013-14	Liz Stratman (Butler)
2012-13	Kelly Faris (Connecticut)
2011-12	Devereaux Peters (Notre Dame)
2010-11	Devereaux Peters (Notre Dame)
2009-10	Sarah Miles (West Virginia)
2008-09	Angel McCoughtry (Louisville)
2007-08	Essence Carson (Rutgers)
2006-07	Essence Carson (Rutgers)
2005-06	Essence Carson (Rutgers)
2004-05	Chelsea Newton (Rutgers)
2003-04	Rebekkah Brunson (Georgetown)
2002-03	Ashley Battle (Connecticut)
2001-02	Meghan Saake (Miami)
2000-01	Ruth Riley (Notre Dame)
1999-00	Ruth Riley (Notre Dame)
1998-99	Ruth Riley (Notre Dame)
1997-98	Nykesha Sales (Connecticut)
1996-97	Nykesha Sales (Connecticut)

Coach of the Year

2015-16	Doug Bruno (DePaul)
2014-15	Tony Bozzella (Seton Hall)
2013-14	Doug Bruno (DePaul)
2012-13	Muffet McGraw (Notre Dame)
2011-12	Kim Barnes Arico (St. John's)
2010-11	Geno Auriemma (Connecticut)
2009-10	Geno Auriemma (Connecticut)
	Mike Carey (West Virginia)
2008-09	Geno Auriemma (Connecticut)
	Harry Perretta (Villanova)
2007-08	Geno Auriemma (Connecticut)
	Quentin Hillsman (Syracuse)
	Terri Mitchell (Marquette)
2006-07	Kim Barnes Arico (St. John's)
2005-06	C. Vivian Stringer (Rutgers)
2004-05	Mike Carey (West Virginia)
2003-04	Geno Auriemma (Connecticut)
2002-03	Geno Auriemma (Connecticut)
2001-02	Geno Auriemma (Connecticut)
2000-01	Muffet McGraw (Notre Dame)
1999-00	Geno Auriemma (Connecticut)
	Traci Waites (Pittsburgh)
1998-99	Cathy Inglesse (Boston College)
1997-98	C. Vivian Stringer (Rutgers)
1996-97	Geno Auriemma (Connecticut)
1995-96	Harry Perretta (Villanova)
1994-95	Geno Auriemma (Connecticut)
1993-94	Phyllis Mangina (Seton Hall)
1992-93	Patrick Knapp (Georgetown)
1991-92	Ferne Labati (Miami)
1990-91	Joe Mullaney, Jr. (St. John's)
1989-90	Phyllis Mangina (Seton Hall)
1988-89	Geno Auriemma (Connecticut)
1987-88	Barbara Jacobs (Syracuse)
1986-87	Harry Perretta (Villanova)
1985-86	Bob Foley (Providence)
1984-85	Margo Plotzke (Boston College)
1983-84	Judy Saurer (Pittsburgh)
1982-83	Don Perrelli (St. John's)

Sportsmanship Award

2015-16	Katherine Coyer (Villanova)
2014-15	Marissa Janning (Creighton)
2013-14	Eugeneia McPherson (St. John's)
2012-13	Anna Martin (DePaul)
2011-12	Deanna Ortiz (DePaul)
	Da'Shena Stevens (St. John's)
2010-11	Shelly Bellman (Cincinnati)
	Sam Quigley (DePaul)
2009-10	Maria Getty (Villanova)
2008-09	Renee Montgomery (Connecticut)
2007-08	Meg Bulger (West Virginia)
2006-07	Jenna Rubino (DePaul)
2005-06	Carolyn Kieger (Marquette)
2004-05	Jen Hilgenberg (Villanova)
2003-04	Sherri Brown (St. John's)
2002-03	Leslie Ardon (Seton Hall)
2001-02	Mimi Riley (Villanova)

Freshman (Rookie) of the Year

2015-16	Allazia Blockton (Marquette)
2014-15	Dorothy Adomako (Georgetown)
2013-14	Natalie Butler (Georgetown)
2012-13	Jewell Loyd (Notre Dame)
2011-12	Kaleena Mosqueda-Lewis (Connecticut)
2010-11	Bria Hartley (Connecticut)
2009-10	Sugar Rodgers (Georgetown)
2008-09	Da'Shena Stevens (St. John's)
2007-08	Maya Moore (Connecticut)
2006-07	Tina Charles (Connecticut)
2005-06	Renee Montgomery (Connecticut)
2004-05	Matee Ajavon (Rutgers)
^ 2003-04	Meg Bulger (West Virginia)
2002-03	Cappie Pondexter (Rutgers)
2001-02	Jacqueline Batteast (Notre Dame)
2000-01	Rebekkah Brunson (Georgetown)
1999-00	Alicia Ratay (Notre Dame)
1998-99	Tamika Williams (Connecticut)
1997-98	Natasha Pointer (Rutgers)
1996-97	Shea Ralph (Connecticut)
1995-96	Kimberly Smith (Georgetown)
1994-95	Nykesha Sales (Connecticut)
1993-94	Holly Porter (Boston College)
1992-93	Holly Rilinger (Miami)
	Jennifer Rizzotti (Connecticut)
1991-92	Rebecca Lobo (Connecticut)
1990-91	Jonna Huemrich (Pittsburgh)
1989-90	Sarah Behn (Boston College)
* 1988-89	Tracy Lis (Providence)
1987-88	Laura Lishness (Connecticut)
1986-87	Kris Lamb (Connecticut)
1985-86	Geraldine Saintilus (Seton Hall)
1984-85	Felisha Legette (Syracuse)
1983-84	Shelly Pennefather (Villanova)
1982-83	Ann Marie McNamee (St. John's)
^	- Rookie of the Year was changed to Freshman of the Year in 2003-04
*	- Freshman of the Year was changed to Rookie of the Year in 1988-89

Sixth-Woman Award

2015-16	Adrianna Hahn (Villanova)
2014-15	Taylor Holeman (Villanova)
2013-14	Caroline Coyer (Villanova)
2012-13	Carmen Tyson-Thomas (Syracuse)
2011-12	Kaleena Mosqueda-Lewis (Connecticut)
2010-11	Taylor Pikes (DePaul)
2009-10	Laura Sweeney (Villanova)
2008-09	China Threatt (DePaul)
2007-08	Ketia Swanier (Connecticut)

Scholar-Athlete of the Year

2015-16	Megan Podkova (DePaul)
2014-15	Brittany Hrynko (DePaul)
2013-14	Katherine Plouffe (Marquette)
2012-13	Anna Martin (DePaul)
2011-12	Da'Shena Stevens (St. John's)
2010-11	Maya Moore (Connecticut)
2009-10	Maya Moore (Connecticut)
2008-09	Jill Stephens (Cincinnati)
2007-08	Allie Quigley (DePaul)
2006-07	Jenna Rubino (DePaul)
2005-06	Megan Duffy (Notre Dame)
2004-05	Ashley Bush (Seton Hall)
2003-04	Courtney Mix (Villanova)
2002-03	Alicia Ratay (Notre Dame)
2001-02	Nicole Conway (Boston College)
2000-01	Ruth Riley (Notre Dame)
1999-00	Cal Bouchard (Boston College)
1998-99	Rebecca Sturbridge (West Virginia)
1997-98	Raquel Nurse (Syracuse)
1996-97	Kristyn Cool (Syracuse)
1995-96	Jennifer Rizzotti (Connecticut)
1994-95	Rebecca Lobo (Connecticut)
1993-94	Rebecca Lobo (Connecticut)
1992-93	Erin Kenneally (Syracuse)
1991-92	Wendy Davis (Connecticut)
1990-91	Carla Wenger (Boston College)
1989-90	Angela Alson (Syracuse)
1988-89	Geraldine Saintilus (Seton Hall)
1987-88	Vera Jones (Syracuse)
1986-87	Kathy Sweet (Boston College)
1985-86	Joan Powers (Providence)

Most Improved Award

2015-16	McKayla Yentz (Marquette)
2014-15	Alexis Akin-Otiko (Creighton)
2013-14	Tabatha Richardson-Smith (Seton Hall)
2012-13	Kelly Faris (Connecticut)
	Brittany Hrynko (DePaul)
	Jasmine Wynne (USF)
2011-12	Natalie Novosel (Notre Dame)
2009-10	Monique Reid (Louisville)
2008-09	Laura Kurz (Villanova)
	Sarah Miles (West Virginia)
2007-08	Epiphany Prince (Rutgers)
2006-07	Shavonte Zellous (Pittsburgh)
2005-06	Mel Thomas (Connecticut)
2004-05	Michelle Campbell (Rutgers)
2003-04	Megan Duffy (Notre Dame)
2002-03	Jessalyn Deveny (Boston College)
2001-02	Ieva Kublina (Virginia Tech)
2000-01	Kelley Siemon (Notre Dame)
1999-00	Jamie Cournoyer (Boston College)
1998-99	Alissa Murphy (Boston College)
1997-98	Jenny Higgins (Villanova)
1996-97	Kym Hope (Miami)

All-Time All-Conference

AWARD WINNERS

2015-16

First Team: Caroline Coyer (Villanova), Danaejah Grant (St. John's), Aliyah Handford (St. John's), Chanise Jenkins (DePaul), Tabatha Richardson-Smith (Seton Hall)

Second Team: Dorothy Adomako (Georgetown), Allazia Blockton (Marquette), Jessica January (DePaul), Megan Podkova (DePaul), Dionna White (Georgetown)

Honorable Mention: Audrey Faber (Creighton), Briana Glover (Xavier), Alex Louin (Villanova), Aleesha Powell (Seton Hall), Shakena Richardson (Seton Hall)

All-Freshman Team: Allazia Blockton (Marquette), Audrey Faber (Creighton), Adrianna Hahn (Villanova), Natisha Hiedeman (Marquette), Dionna White (Georgetown)

Coach of the Year: Doug Bruno (DePaul)

Player of the Year: Chanise Jenkins (DePaul)

Defensive Player of the Year: Aliyah Handford (St. John's)

Sixth-Woman Award: Adrianna Hahn (Villanova)

Most Improved: McKayla Yentz (Marquette)

Freshman of the Year: Allazia Blockton (Marquette)

Sportsmanship Award: Katherine Coyer (Villanova)

Scholar-Athlete of the Year: Megan Podkova (DePaul)

2014-15

First Team: Caroline Coyer (Villanova), Aliyah Handford (St. John's), Brittany Hrynko (DePaul), Marissa Janning (Creighton), Daisha Simmons (Seton Hall), Ka-Deidre Simmons (Seton Hall), Ijeoma Uchendu (Butler)

Second Team: Alexis Akin-Otiko (Creighton), Danaejah Grant (St. John's), Chanise Jenkins (DePaul), Emily Leer (Villanova), Arlesia Morse (Marquette), Megan Podkova (DePaul), Tabatha Richardson-Smith (Seton Hall)

Honorable Mention: Dorothy Adomako (Georgetown), Loryn Goodwin (Butler), Jessica January (DePaul), Amber Thompson (St. John's)

All-Freshman Team: Dorothy Adomako (Georgetown), Kenisha Bell (Marquette), Sydney Buck (Butler), Tia Elbert (Marquette), Mart'e Grays (DePaul), Sydney Lamberty (Creighton), Alex Louin (Villanova)

Coach of the Year: Tony Bozzella (Seton Hall)

Player of the Year: Brittany Hrynko (DePaul)

Defensive Player of the Year: Daisha Simmons (Seton Hall)

Sixth-Man Award: Taylor Holeman (Villanova)

Most Improved: Alexis Akin-Otiko (Creighton)

Freshman of the Year: Dorothy Adomako (Georgetown)

Sportsmanship Award: Marissa Janning (Creighton)

Scholar-Athlete of the Year: Brittany Hrynko (DePaul)

2013-14

First Team: Marissa Janning (Creighton), Brittany Hrynko (DePaul), Jasmine Penny (DePaul), Katherine Plouffe (Marquette), Aliyah Handford (St. John's), Ka-Deidre Simmons (Seton Hall), Devon Kane (Villanova)

Second Team: Dares McCullung (Butler), McKenzie Fujan (Creighton), Sarah Nelson (Creighton), Natalie Butler (Georgetown), Andrea White (Georgetown), Alexis Harris (Providence), Tabatha Richardson-Smith (Seton Hall)

Honorable Mention: Megan Rogowski (DePaul), Liz Stratman (Butler), Amber Thompson (St. John's)

All-Freshman Team: Jessica January (DePaul), Natalie Butler (Georgetown), Faith Woodard (Georgetown), Sarah Beal (Providence), Jade Walker (St. John's), Sidney Cook (Seton Hall), Maddison Blackwell (Xavier)

Coach of the Year: Doug Bruno (DePaul)

Player of the Year: Marissa Janning (Creighton)

Defensive Player of the Year: Liz Stratman (Butler)

Sixth-Man Award: Caroline Coyer (Villanova)

Most Improved: Tabatha Richardson-Smith (Seton Hall)

Freshman of the Year: Natalie Butler (Georgetown)

Sportsmanship Award: Eugeneia McPherson (St. John's)

Scholar-Athlete of the Year: Katherine Plouffe (Marquette)

2012-13

First Team: Stefanie Dolson (UConn), Kaleena Mosqueda-Lewis (UConn), Brittany Hrynko (DPU), Sugar Rodgers (GU), Shoni Schimmel (UofL), Natalie Achonwa (ND), Skylar Diggins (ND), Kayla McBride (ND), Nadirah McKeith (STJ), Shenneika Smith (STJ), Andrea Smith (USF), Kayla Alexander (SU).

Second Team: Dayeesha Hollins (UC), Kelly Farris (UConn), Katherine Harry (DPU), Anna Martin (DPU), Antonita Slaughter (UofL), Katherine Plouffe (MU), Symone Roberts (PC), Brittany Morris (SHU), Andrell Smith (USF), Laura Sweeney (VU).

Honorable Mention: Bri Hartley (UConn), Breanna Stewart (UConn), Jewell Loyd (ND), Brianna Kiesel (Pitt), Erica Wheeler (RU).

All-Freshman Team: Moriah Jefferson (UConn), Breanna Stewart (UConn), Chanise Jenkins (DPU), Brooklyn Pumroy (MU), Jewell Loyd (ND), Aliyah Handford (STJ), Kahleah Copper (RU), Brianna Butler (SU), Brittney Sykes (SU), Alisia Jenkins (USF).

Coach of the Year - Muffet McGraw (ND)

Player of the Year - Skylar Diggins (ND)

Defensive Player of the Year - Kelly Farris (UConn)

Sixth-Man Award - Carmen Tyson-Thomas (SU)

Most Improved - Kelly Farris (UConn), Brittany Hrynko (DPU)

Freshman of the Year - Jewell Loyd (ND)

Sportsmanship Award - Anna Martin (DPU)

Scholar-Athlete of the Year - Anna Martin (DPU)

2011-12

First Team: Bri Hartley (Connecticut), Tiffany Hayes (Connecticut), Anna Martin (DePaul), Sugar Rodgers (Georgetown), Shoni Schimmel (Louisville), Skylar Diggins (Notre Dame), Natalie Novose (Notre Dame), Devereaux Peters (Notre Dame), Khadijah Rushdan (Rutgers), Shenneika Smith (St. John's), Asya Bussie (West Virginia).

Second Team: Dayeesha Hollins (Cincinnati), Kaleena Mosqueda-Lewis (Connecticut), April Sykes (Rutgers), Nadirah McKeith (St. John's), Da'Shena Stevens (St. John's), Jasmine Crew (Seton Hall), Jasmine Wynne (USF), Kayla Alexander (Syracuse), Iasia Hemingway (Syracuse), Laura Sweeney (Villanova).

Honorable Mention: Stefanie Dolson (Connecticut), Katherine Harry (DePaul), Tia Magee (Georgetown), Katherine Plouffe (Marquette), Monique Oliver (Rutgers), Christal Caldwell (West Virginia).

All-Freshman Team: Kaleena Mosqueda-Lewis (Connecticut), Kiah Stokes (Connecticut), Brittany Hrynko (DePaul), Bri Smith (Louisville), Arlesia Morse (Marquette), Brianna Kiesel (Pittsburgh), Betnijah Laney (Rutgers), Amber Thompson (St. John's), Lauren Burford (Villanova), Linda Stepany (West Virginia).

Coach of the Year - Kim Barnes Arico (St. John's)

Player of the Year - Skylar Diggins (Notre Dame)

Defensive Player of the Year - Devereaux Peters (Notre Dame)

Sixth-Man Award - Kaleena Mosqueda-Lewis (Connecticut)

Most Improved - Jasmine Wynne (USF)

Freshman of the Year - Kaleena Mosqueda-Lewis (Connecticut)

Sportsmanship Award - Deanna Ortiz (DePaul), Da'Shena Stevens (St. John's)

Scholar-Athlete of the Year - Da'Shena Stevens (St. John's)

2010-11

First Team: Tiffany Hayes (Connecticut), Maya Moore (Connecticut), Keisha Hampton (DePaul), Sugar Rodgers (Georgetown), Monique Reid (Louisville), Angel Robinson (Marquette), Skylar Diggins (Notre Dame), Natalie Novosel (Notre Dame), Devereaux Peters (Notre Dame), Kayla Alexander (Syracuse), Liz Repella (West Virginia).

Second Team: Bri Hartley (Connecticut), Sam Quigley (DePaul), Tatiyana McMorris (Marquette), Taneisha Harrison (Pittsburgh), Monique Oliver (Rutgers), Khadijah Rushdan (Rutgers), April Sykes (Rutgers), Shenneika Smith (St. John's), Da'Shena Stevens (St. John's), Andrea Smith (USF), Madina Ali (West Virginia).

Honorable Mention: Kelly Farris (Connecticut), Felicia Chester (DePaul), Monica McNutt (Georgetown), Shoni Schimmel (Louisville), Chelsea Cole (Pittsburgh), Iasia Hemingway (Syracuse).

All-Freshman Team: Kayla Cook (Cincinnati), Jeanise Randolph (Cincinnati), Stefanie Dolson (Connecticut), Bri Hartley (Connecticut), Shoni Schimmel (Louisville), Sherrone Vails (Louisville), Katherine Plouffe (Marquette), Natalie Achonwa (Notre Dame), Lauren Okafor (Providence), Ka-Deidre Simmons (Seton Hall).

Coach of the Year - Geno Auriemma (Connecticut)

Player of the Year - Maya Moore (Connecticut)

Defensive Player of the Year - Devereaux Peters (Notre Dame)

Sixth-Man Award - Taylor Pikes (DePaul)

Most Improved - Natalie Novosel (Notre Dame)

Freshman of the Year - Bri Hartley (Connecticut)

Sportsmanship Award - Shelly Bellman (Cincinnati), Sam Quigley (DePaul)

Scholar-Athlete of the Year - Maya Moore (Connecticut)

2009-10

First Team: Tina Charles (Connecticut), Kalana Greene (Connecticut), Jessica Lawson (USF), Chelsea Marandola (Providence), Nicole Michael (Syracuse), Maya Moore (Connecticut), Monique Reid (Louisville), Liz Repella (West Virginia), Sugar Rodgers (Georgetown), Lindsay Schrader (Notre Dame), Da'Shena Stevens (St. John's).

Second Team: Ashley Barlow (Notre Dame), Skylar Diggins (Notre Dame), Keisha Hampton (DePaul), Tiffany Hayes (Connecticut), Monica McNutt (Georgetown), Sarah Miles (West Virginia), Sam Quigley (DePaul), Brittany Ray (Rutgers), Angel Robinson (Marquette), Kahla Roudebush (Cincinnati).

Honorable Mention: Korinne Campbell (West Virginia), Chelsea Cole (Pittsburgh), Maria Getty (Villanova), Jania Sims (Pittsburgh).

All-Freshman Team: Kayla Alexander (Syracuse), Asya Bussie (West Virginia), Skylar Diggins (Notre Dame), Kelly Farris (Connecticut), Katherine Harry (DePaul), Nadirah McKeith (St. John's), Sugar Rodgers (Georgetown), KalNeisha Saunders (USF), Sarina Simmons (Marquette), Shenneika Smith (St. John's), Laura Sweeney (Villanova), Carmen Tyson-Thomas (Syracuse)

Co-Coaches of the Year - Geno Auriemma (Connecticut) and Mike Carey (West Virginia)

Player of the Year - Tina Charles (Connecticut)

Defensive Player of the Year - Sarah Miles (West Virginia)

Sixth-Man Award - Laura Sweeney (Villanova)

Most Improved - Monique Reid (Louisville)

Freshman of the Year - Sugar Rodgers (Georgetown)

Sportsmanship Award - Maria Getty (Villanova)

Scholar-Athlete of the Year - Maya Moore (Connecticut)

All-Time All-Conference

AWARD WINNERS

2008-09

First Team: Candyce Bingham (Louisville), Tina Charles (Connecticut), Shantia Grace (USF), Chandra Jones (Syracuse), Laura Kurz (Villanova), Angel McCoughtry (Louisville), Renee Montgomery (Connecticut), Maya Moore (Connecticut), Epiphanny Prince (Rutgers), Lindsay Schrader (Notre Dame), Shavonte Zellous (Pittsburgh).

Second Team: Ashley Barlow (Notre Dame), Takisha Cranberry (West Virginia), Monique McLean (St. John's), Deirdre Naughton (DePaul), Liz Repella (West Virginia), Angel Robinson (Marquette), Kahla Roubush (Cincinnati), Xenia Stewart (Pittsburgh), Natasha Williams (DePaul), Noteisha Womack (Seton Hall).

Honorable Mention: Krystal Ellis (Marquette), Karee Houlette (Georgetown), Nicole Michael (Syracuse), Kia Vaughn (Rutgers).

All-Freshman Team: Kandice Green (Seton Hall), Keisha Hampton (DePaul), Tiffany Hayes (Connecticut), Natalie Novosel (Notre Dame), Jessica Pachko (Marquette), Monique Reid (Louisville), Shanasa Sanders (Cincinnati), Erica Solomon (Notre Dame), Da'Shena Stevens (St. John's), Shawnee Wilson (Pittsburgh).

Co-Coaches of the Year - Geno Auriemma (Connecticut) and Harry Perretta (Villanova)

Player of the Year - Maya Moore (Connecticut)

Defensive Player of the Year - Angel McCoughtry (Louisville)

Sixth-Man Award - China Threatt (DePaul)

Co-Most Improved - Laura Kurz (Villanova) and Sarah Miles (West Virginia)

Freshman of the Year - Da'Shena Stevens (St. John's)

Sportsmanship Award - Renee Montgomery (Connecticut)

Scholar-Athlete of the Year - Jill Stephens (Cincinnati)

2007-08

First Team: Matee Ajavon (Rutgers), Charel Allen (Notre Dame), Tina Charles (Connecticut), Krystal Ellis (Marquette), Angel McCoughtry (Louisville), Renee Montgomery (Connecticut), Maya Moore (Connecticut), Epiphanny Prince (Rutgers), Allie Quigley (DePaul), Olayinka Sanni (West Virginia), Shavonte Zellous (Pittsburgh).

Second Team: Candyce Bingham (Louisville), Meg Bulger (West Virginia), Essence Carson (Rutgers), Shantia Grace (USF), Chandra Jones (Syracuse), Laura Kurz (Villanova), LaQuita Owens (West Virginia), Kia Vaughn (Rutgers), Mercedes Walker (Pittsburgh), Kia Wright (St. John's).

Honorable Mention: Ashley Barlow (Notre Dame), Kieraah Marlow (Georgetown), Nicole Michael (Syracuse), Deirdre Naughton (DePaul), Lindsay Schrader (Notre Dame), Ketia Swanier (Connecticut).

All-Freshman Team: Chelsea Cole (Pittsburgh), Lorin Dixon (Connecticut), Mi-Khida Hankins (Providence), Tasha Harris (Syracuse), Taneisha Harrison (Pittsburgh), Sky Lindsay (St. John's), Brittany Mallory (Notre Dame), Maya Moore (Connecticut), Erica Morrow (Syracuse), Devereaux Peters (Notre Dame), Angel Robinson (Marquette), Ebonie Williams (Seton Hall).

Co-Coaches of the Year - Geno Auriemma (Connecticut) and Quentin Hillsman (Syracuse)

Player of the Year - Maya Moore (Connecticut)

Defensive Player of the Year - Essence Carson (Rutgers)

Sixth-Man Award - Ketia Swanier (Connecticut)

Most Improved - Epiphanny Prince (Rutgers)

Freshman of the Year - Maya Moore (Connecticut)

Sportsmanship Award - Meg Bulger (West Virginia)

Scholar-Athlete of the Year - Allie Quigley (DePaul)

2006-07

First Team: Charel Allen (Notre Dame), Essence Carson (Rutgers), Jessica Dickson (USF), Krystal Ellis (Marquette), Angel McCoughtry (Louisville), Renee Montgomery (Connecticut), Christina Quaye (Marquette), Olayinka Sanni (West Virginia), Kia Vaughn (Rutgers), Mercedes Walker (Pittsburgh), Shavonte Zellous (Pittsburgh).

Second Team: Matee Ajavon (Rutgers), Tina Charles (Connecticut), Shantia Grace (USF), Kalana Greene (Connecticut), Charde Houston (Connecticut), Chelsea Marandola (Providence), Kieraah Marlow (Georgetown), LaQuita Owens (West Virginia), Allie Quigley (DePaul), Kia Wright (St. John's)

Honorable Mention: Chakhia Cole (West Virginia), Jazz Covington (Louisville), Monique McLean (St. John's), Nicole Michael (Syracuse), Elizbieta Mukosiej (Seton Hall), Caprice Smith (DePaul).

All-Freshman Team: Ashley Barlow (Notre Dame), Tina Charles (Connecticut), Kendria Holmes (Providence), Carla Jacobs (Cincinnati), Melissa Lechtiner (Notre Dame), Kaili McLaren (Connecticut), Nicole Michael (Syracuse), Epiphanny Prince (Rutgers), Brittany Ray (Rutgers), Jania Sims (Pittsburgh), Erica Williamson (Notre Dame).

Coach of the Year - Terri Mitchell (Marquette)

Player of the Year - Angel McCoughtry (Louisville)

Defensive Player of the Year - Essence Carson (Rutgers)

Most Improved - Shavonte Zellous (Pittsburgh)

Freshman of the Year - Tina Charles (Connecticut)

Sportsmanship Award - Jenna Rubino (DePaul)

Scholar-Athlete of the Year - Jenna Rubino (DePaul)

2005-06

First Team: Matee Ajavon (Rutgers), Angela Clark (St. John's), Jazz Covington (Louisville), Jessica Dickson (USF), Megan Duffy (Notre Dame), Cappie Pondexter (Rutgers), Khara Smith (DePaul), Ann Strother (Connecticut), Liad Suez-Kami (Villanova), Mercedes Walker (Pittsburgh), Kia Wright (St. John's).

Second Team: Meg Bulger (West Virginia), Essence Carson (Rutgers), Treasure Humphries (Cincinnati), Carolyn Kieger (Marquette), Kieraah Marlow (Georgetown), Christina Quaye (Marquette), Allie Quigley (DePaul), Jenna Rubino (DePaul), Vaida Sipaviciute (Syracuse), Barbara Turner (Connecticut), Mallorie Winn (Pittsburgh).

Honorable Mention: Monique Blake (Seton Hall), Charde Houston (Connecticut), Mel Thomas (Connecticut).

All-Freshman Team: Shelly Bellman (Cincinnati), Krystal Ellis (Marquette), Chelsea Marandola (Providence), Angel McCoughtry (Louisville), Renee Montgomery (Connecticut).

Coach of the Year - Kim Barnes Arico (St. John's)

Player of the Year - Cappie Pondexter (Rutgers)

Defensive Player of the Year - Essence Carson (Rutgers)

Most Improved - Mel Thomas (Connecticut)

Freshman of the Year - Renee Montgomery (Connecticut)

Sportsmanship Award - Carolyn Kieger (Marquette)

Scholar-Athlete of the Year - Megan Duffy (Notre Dame)

2004-05

First Team: Meg Bulger (West Virginia), Jacqueline Batteast (Notre Dame), Jessalyn Deveny (Boston College), Megan Duffy (Notre Dame), Cappie Pondexter (Rutgers), Ann Strother (Connecticut).

Second Team: Jackie Adamshick (Villanova), Matee Ajavon (Rutgers), Yolanda Paige (West Virginia), Liad Suez (Villanova), Kia Wright (St. John's).

Third Team: Ashley Bush (Seton Hall), Michelle Campbell (Rutgers), Clare Drosch (Boston College), Charde Houston (Connecticut), Chelsea Newton (Rutgers).

Honorable Mention: Jessica Moore (Connecticut), Barbara Turner (Connecticut), Mercedes Walker (Pittsburgh)

All-Freshman Team: Matee Ajavon (Rutgers), Charel Allen (Notre Dame), Charde Houston (Connecticut), Kieraah Marlow (Georgetown), Mercedes Walker (Pittsburgh).

Coach of the Year: C. Vivian Stringer (Rutgers)

Player of the Year: Jacqueline Batteast (Notre Dame)

Defensive Player of the Year: Chelsea Newton (Rutgers)

Most Improved: Michelle Campbell (Rutgers)

Freshman of the Year: Matee Ajavon (Rutgers)

Sportsmanship Award: Jen Hilgenberg (Villanova)

Scholar-Athlete of the Year - Ashley Bush (Seton Hall)

2003-04

First Team: Jacqueline Batteast (Notre Dame), Rebekkah Brunson (Georgetown), Jessalyn Deveny (Boston College), Tamara James (Miami), Cappie Pondexter (Rutgers), Diana Taurasi (Connecticut).

Second Team: Kate Bulger (West Virginia), Amber Jacobs (Boston College), Ieva Kublina (Virginia Tech), Courtney Mix (Villanova), Barbara Turner (Connecticut).

Third Team: Chanivia Broussard (Miami), Julie McBride (Syracuse), Yolanda Paige (West Virginia), Ann Strother (Connecticut), Liad Suez (Villanova).

Honorable Mention: Megan Duffy (Notre Dame), Latoya Kincaid (Pittsburgh), Yolanda McCormick (Miami).

All-Freshman Team: Monique Blake (Seton Hall), Meg Bulger (West Virginia), Angie Clark (St. John's), Lauren Kohn (Syracuse), Heta Korpiavaara (Seton Hall), Liz Sherwood (Connecticut).

Coach of the Year: Mike Carey (West Virginia)

Player of the Year: Diana Taurasi (Connecticut)

Defensive Player of the Year: Rebekkah Brunson (Georgetown)

Most Improved: Megan Duffy (Notre Dame)

Freshman of the Year: Meg Bulger (West Virginia)

Sportsmanship Award: Sherri Brown (St. John's)

Scholar-Athlete of the Year - Courtney Mix (Villanova)

2002-03

First Team: Rebekkah Brunson (Georgetown), Becky Gottstein (Boston College), Trish Juhline (Villanova), Ieva Kublina (Virginia Tech), Cappie Pondexter (Rutgers), Diana Taurasi (Connecticut).

Second Team: Jacqueline Batteast (Notre Dame), Katie Davis (Villanova), Jessalyn Deveny (Boston College), Tamara James (Miami), Julie McBride (Syracuse).

Third Team: Kate Bulger (West Virginia), Mauri Horton (Rutgers), Shannon Perry (Syracuse), Laine Selwyn (Pittsburgh), Ann Strother (Connecticut).

Honorable Mention: Amber Jacobs (Boston College), Courtney Mix (Villanova), Alicia Ratay (Notre Dame), Brianne Stepherson (Boston College).

All-Rookie: Tamara James (Miami), Courtney LaVere (Notre Dame), Carrie Mason (Virginia Tech), Cappie Pondexter (Rutgers), Ann Strother (Connecticut), Barbara Turner (Connecticut).

Coach of the Year: Geno Auriemma (Connecticut)

Player of the Year: Diana Taurasi (Connecticut)

Defensive Player of the Year: Ashley Battle (Connecticut)

Most Improved: Jessalyn Deveny (Boston College)

Rookie of the Year: Cappie Pondexter (Rutgers)

Sportsmanship Award: Leslie Ardon (Seton Hall)

Scholar-Athlete of the Year - Alicia Ratay (Notre Dame)

2001-02

First Team: Sue Bird (Connecticut), Swin Cash (Connecticut), Asjha Jones (Connecticut), Trish Juhline (Villanova), Alicia Ratay (Notre Dame), Diana Taurasi (Connecticut).

Second Team: Jacqueline Batteast (Notre Dame), Chanivia Broussard (Miami), Kate Bulger (West Virginia), Ieva Kublina (Virginia Tech), Brianne Stepherson (Boston College).

Third Team: Davalyn Cunningham (Rutgers), Sarah Hicks (Virginia Tech), Jaime James (Syracuse), Julie McBride (Syracuse), Tamika Williams (Connecticut).

Honorable Mention: Rebekkah Brunson (Georgetown), Nicole Conway (Boston College), Mimi Riley (Villanova), Meghan Saake (Miami), Laine Selwyn (Pittsburgh).

All-Rookie Team: Jacqueline Batteast (Notre Dame), Clare Drosch (Boston College), Mary Lisicky (Georgetown), Yolanda Paige (West Virginia), Jessica Simmonds (Providence), Sherell Sowho (West Virginia).

Coach of the Year: Geno Auriemma (Connecticut)

Player of the Year: Sue Bird (Connecticut)

Defensive Player of the Year: Meghan Saake (Miami)

Most Improved Player: Ieva Kublina (Virginia Tech)

Rookie of the Year: Jacqueline Batteast (Notre Dame)

Sportsmanship Award: Mimi Riley (Villanova)

Scholar-Athlete of the Year - Nicole Conway (Boston College)

All-Time All-Conference

AWARD WINNERS

2000-01

First Team: Svetlana Abrosimova (Connecticut), Sue Bird (Connecticut), Niele Ivey (Notre Dame), Ruth Riley (Notre Dame), Tasha Pointer (Rutgers).

Second Team: Swin Cash (Connecticut), Becky Gottstein (Boston College), Shea Ralph (Connecticut), Katie Smrcka-Duffy (Georgetown), Tere Williams (Virginia Tech).

Third Team: Brandi Barnes (Villanova), Arminda Moreno (Seton Hall), Alicia Ratay (Notre Dame), Beth Record (Syracuse), Tammy Sutton-Brown (Rutgers).

Honorable Mention: Davalyn Cunningham (Rutgers), Trish Juhline (Villanova), Kelley Siemon (Notre Dame).

All-Rookie Team: Chanivia Broussard (Miami), Rebekkah Brunson (Georgetown), Kate Bulger (West Virginia), Amber Jacobs (Boston College), Diana Taurasi (Connecticut).

Coach of the Year: Muffet McGraw (Notre Dame)

Player of the Year: Ruth Riley (Notre Dame)

Defensive Player of the Year: Ruth Riley (Notre Dame)

Most Improved Player: Kelley Siemon (Notre Dame)

Rookie of the Year: Rebekkah Brunson (Georgetown)

Scholar-Athlete of the Year – Ruth Riley (Notre Dame)

1999-00

First Team: Svetlana Abrosimova (Connecticut), Cal Bouchard (Boston College), Shea Ralph (Connecticut), Ruth Riley (Notre Dame), Shawnetta Stewart (Rutgers).

Second Team: Sue Bird (Connecticut), Niele Ivey (Notre Dame), Tasha Pointer (Rutgers), Jenea Skeeters (Villanova), Katie Smrcka-Duffy (Georgetown).

Third Team: Swin Cash (Connecticut), Jamie Courmoyer (Boston College), Alissa Murphy (Boston College), Beth Record (Syracuse), Tamika Williams (Connecticut).

All-Rookie Team: Trish Juhline (Villanova), Kennitra Johnson (Connecticut), Shannon Perry (Syracuse), Alicia Ratay (Notre Dame), Mandy Wittenmyer (Pittsburgh).

Coach of the Year: Geno Auriemma (Connecticut), Traci Waites (Pittsburgh)

Player of the Year: Shea Ralph (Connecticut)

Defensive Player of the Year: Ruth Riley (Notre Dame)

Most Improved Player: Jamie Courmoyer (Boston College)

Rookie of the Year: Alicia Ratay (Notre Dame)

Scholar-Athlete of the Year – Cal Bouchard (Boston College)

1998-99

First Team: Svetlana Abrosimova (Connecticut), Kym Hope (Miami), Tasha Pointer (Rutgers), Ruth Riley (Notre Dame), Shawnetta Stewart (Rutgers).

Second Team: Katie Smrcka-Duffy (Georgetown), Sheila McMillen (Notre Dame), Alissa Murphy (Boston College), Shea Ralph (Connecticut), Tomora Young (Rutgers).

Third Team: Ebony Dickinson (St. John's), Niele Ivey (Notre Dame), Jennifer Jordan (Miami), Paula Moore (Syracuse), Tammy Sutton-Brown (Rutgers).

All-Rookie Team: Becky Gottstein (Boston College), Jaime James (Syracuse), Asijha Jones (Connecticut), Brienne Stepherson (Boston College), Tamika Williams (Connecticut).

Coach of the Year: Cathy Ingles (Boston College)

Player of the Year: Svetlana Abrosimova (Connecticut)

Defensive Player of the Year: Ruth Riley (Notre Dame)

Most Improved Player: Alissa Murphy (Boston College)

Rookie of the Year: Tamika Williams (Connecticut)

Scholar-Athlete of the Year – Rebecca Sturbridge (West Virginia)

1997-98

First Team: Cal Bouchard (Boston College), Octavia Blue (Miami), Kym Hope (Miami), Nykesha Sales (Connecticut), Tomora Young (Rutgers).

Second Team: Svetlana Abrosimova (Connecticut), Teakya Barnes (Syracuse), Jenn Beisel (Villanova), Danielle Golay (Seton Hall), Natasha Pointer (Rutgers), Rita Williams (Connecticut).

Third Team: Jenny Higgins (Villanova), Mollie Peirick (Notre Dame), Paige Sauer (Connecticut), Whitney Steele (Boston College), Sylita Thomas (Georgetown).

All-Rookie Team: Svetlana Abrosimova (Connecticut), Jen Gombotz (Providence), Linda Miles (Rutgers), Natasha Pointer (Rutgers), Ruth Riley (Notre Dame).

Coach of the Year: C. Vivian Stringer (Rutgers)

Player of the Year: Nykesha Sales (Connecticut)

Defensive Player of the Year: Nykesha Sales (Connecticut)

Most Improved Player: Jenny Higgins (Villanova)

Rookie of the Year: Natasha Pointer (Rutgers)

Scholar-Athlete of the Year – Raquel Nurse (Syracuse)

1996-97

First Team: Katryna Gaither (Notre Dame), Holly Porter (Boston College), Kara Wolters (Connecticut), Beth Morgan (Notre Dame), Nykesha Sales (Connecticut).

Second Team: Ebiho Ahonkhai (Georgetown), Nadine Malcolm (Providence), Dana Wynne (Seton Hall), Talisha Hargis (West Virginia), Carla Berube (Connecticut).

Third Team: Octavia Blue (Miami), Desma Thomas (Miami), Maria Tchobanova (West Virginia), Kerri Chatten (Providence), Tomora Young (Rutgers).

All-Rookie Team: Cal Bouchard (Boston College), Usha Gilmore (Rutgers), Paula Moore (Syracuse), Shea Ralph (Connecticut), Jenea Skeeters (Villanova).

Coach of the Year: Geno Auriemma (Connecticut)

Player of the Year: Kara Wolters (Connecticut)

Defensive Player of the Year: Nykesha Sales (Connecticut)

Most Improved Player: Kym Hope (Miami)

Rookie of the Year: Shea Ralph (Connecticut)

Scholar-Athlete of the Year – Kristyn Cool (Syracuse)

1995-96

First Team: Jennifer Rizzotti (Connecticut), Beth Morgan (Notre Dame), Kara Wolters (Connecticut), Katryna Gaither (Notre Dame), Dana Wynne (Seton Hall).

Second Team: Nadine Malcolm (Providence), Denise Dillon (Villanova), Holly Porter (Boston College), Susan Glenning (Villanova), Nykesha Sales (Connecticut).

Third Team: Octavia Blue (Miami), Ebiho Ahonkhai (Georgetown), Kristen McCory (Syracuse), Talisha Hargis (West Virginia), Liz Hanson (Rutgers).

All-Rookie Team: Sylita Thomas (Georgetown), Danielle Golay (Seton Hall), Susan Blauser (Rutgers), Kimberly Smith (Georgetown), Amanda West (Connecticut).

Coach of the Year: Harry Perretta (Villanova)

Player of the Year: Jennifer Rizzotti (Connecticut)

Rookie of the Year: Kimberly Smith (Georgetown)

Scholar-Athlete of the Year – Jennifer Rizzotti (Connecticut)

1994-95

First Team: Rebecca Lobo (Connecticut), Dana Wynne (Seton Hall), Denise Dillon (Villanova), Jennifer Rizzotti (Connecticut), Tawana Jackson (St. John's).

Second Team: Dawn Johnson (Seton Hall), Jamelle Elliott (Connecticut), Kara Wolters (Connecticut), Carol Morton (Pittsburgh), Michele Thornton (Villanova).

Third Team: Holly Porter (Boston College), Jenine Joyce (Pittsburgh), Kristen McCory (Syracuse), Colleen Hanrahan (Georgetown), Kristyn Cook (Syracuse).

All-Rookie Team: Nykesha Sales (Connecticut), Kerri Chatten (Providence), Octavia Blue (Miami), Latia Howard (Pittsburgh), Sandy Mitchell (Seton Hall), Raquel Nurse (Syracuse).

Coach of the Year: Geno Auriemma (Connecticut)

Player of the Year: Rebecca Lobo (Connecticut)

Rookie of the Year: Nykesha Sales (Connecticut)

Scholar-Athlete of the Year – Rebecca Lobo (Connecticut)

1993-94

First Team: Rebecca Lobo (Connecticut), Stefanie Goettsche (Providence), Jonna Huemrich (Pittsburgh), Jodi Brooks (Seton Hall), Kerry Curran (Boston College).

Second Team: Denise Dillon (Villanova), Pam Odom (St. John's), Jamelle Elliott (Connecticut), Nadira Ricks (Georgetown), Jennifer Rizzotti (Connecticut).

Third Team: Holly Porter (Boston College), Desma Thomas (Miami), Dawn Johnson (Seton Hall), Shomona Marable (Seton Hall), Jill Colabrese (Pittsburgh), Lucie Fontanella (Providence).

All-Rookie Team: Holly Porter (Boston College), Carla Berube (Connecticut), Kara Wolters (Connecticut), Dana Wynne (Seton Hall), Mandy Saunders (Providence).

Coach of the Year: Phyllis Mangina (Seton Hall)

Player of the Year: Rebecca Lobo (Connecticut)

Rookie of the Year: Holly Porter (Boston College)

Scholar-Athlete of the Year – Rebecca Lobo (Connecticut)

1992-93

First Team: Sarah Behn (Boston College), Kris Witfill (Georgetown), Vicki Plowden (Miami), Rebecca Lobo (Connecticut), Jonna Huemrich (Pittsburgh).

Second Team: Jodi Brooks (Seton Hall), Erin Kenneally (Syracuse), Leni Wilson (Georgetown), Nikki Benedix (Villanova), Della Wilson (Miami).

Third Team: Holly Rilinger (Miami), Sonya Lewis (Providence), Pam Odom (St. John's), Turia Ransom (Pittsburgh), Lucie Fontanella (Providence).

All-Rookie Team: Jennifer Rizzotti (Connecticut), Holly Rilinger (Miami), Denise Dillon (Villanova), Jamelle Elliott (Connecticut), Lori Penrod (Providence).

Coach of the Year: Patrick Knapp (Georgetown)

Player of the Year: Kris Witfill (Georgetown)

Co-Rookies of the Year: Holly Rilinger (Miami) and Jennifer Rizzotti (Connecticut)

Scholar-Athlete of the Year – Erin Kenneally (Syracuse)

1991-92

First Team: Frances Savage (Miami), Tracy Lis (Providence), Wendy Davis (Connecticut), Vicki Plowden (Miami), Sarah Behn (Boston College).

Second Team: Leni Wilson (Georgetown), Nikki Benedix (Villanova), Cozette Ballentine (St. John's), Jonna Huemrich (Pittsburgh), Kris Witfill (Georgetown), Jeannie Hebert (Miami).

Third Team: Meghan Pattison (Connecticut), Tina Ogden (St. John's), Stephanie Cole (Providence), Kerry Curran (Boston College), Erin Kenneally (Syracuse).

All-Rookie Team: Rebecca Lobo (Connecticut), Dawn Johnson (Seton Hall), Amanda Makarewicz (Seton Hall), Angel Lewis (Syracuse), Michele Thornton (Villanova).

Coach of the Year: Ferne Labati (Miami)

Player of the Year: Frances Savage (Miami)

Rookie of the Year: Rebecca Lobo (Connecticut)

Special Achievement Award: Tracy Lis (Providence)

Scholar-Athlete of the Year – Wendy Davis (Connecticut)

All-Time All-Conference

AWARD WINNERS

1990-91

First Team: Kerry Bascom (Connecticut), Cozette Ballentine (St. John's), Lorri Johnson (Pittsburgh), Tracy Lis (Providence), Shanya Evans (Providence), Laura Lishness (Connecticut).

Second Team: Sarah Behn (Boston College), Tina Ogden (St. John's), Holly Oslander (Syracuse), Margaret McKeon (St. John's), Kris Witfill (Georgetown).

Third Team: Kelley Moore (Seton Hall), Carla Wenger (Boston College), Meghan Pattyson (Connecticut), Kris Durham (Seton Hall), Wendy Davis (Connecticut).

All-Rookie Team: Jonna Huemrich (Pittsburgh), Lucie Fontanella (Providence), Jennifer Mead (Providence), Kerry Curran (Boston College), Jodi Brooks (Seton Hall).

Coach of the Year: Joe Mullaney, Jr. (St. John's)

Player of the Year: Kerry Bascom (Connecticut)

Rookie of the Year: Jonna Huemrich (Pittsburgh)

Scholar-Athlete of the Year – Carla Wenger (Boston College)

1989-90

First Team: Kerry Bascom (Connecticut), Andrea Mangum (Providence), Dottie VanGheem (Providence), Sabrina Johnson (St. John's), Shanya Evans (Providence).

Second Team: Tonya Hendrix (Syracuse), Carla Wenger (Boston College), Lorri Johnson (Pittsburgh), Sue Fritsch (Boston College), Laura Lishness (Connecticut), Kris Durham (Seton Hall).

Third Team: Tracy Lis (Providence), Connie Hurt (Pittsburgh), Kris Lamb (Connecticut), Amy LaCombe (Boston College), Sarah Behn (Boston College).

All-Rookie Team: Sarah Behn (Boston College), Kris Witfill (Georgetown), Kathy Ferrier (Connecticut), Maureen McConnell (Pittsburgh), Erin Kenneally (Syracuse), Turia Ransom (Pittsburgh).

Coach of the Year: Phyllis Mangina (Seton Hall)

Player of the Year: Kerry Bascom (Connecticut)

Rookie of the Year: Sarah Behn (Boston College)

Scholar-Athlete of the Year – Angela Alson (Syracuse)

1988-89

First Team: Helen Koskinen (Villanova), Sabrina Johnson (St. John's), Lorri Johnson (Pittsburgh), Kerry Bascom (Connecticut), Geraldine Saintilus (Seton Hall).

Second Team: Kris Lamb (Connecticut), Amy LaCombe (Boston College), Debbie Hartnett (Seton Hall), Andrea Mangum (Providence), Liz Lawlor (Providence).

Third Team: Shanya Evans (Providence), Sue Fritsch (Boston College), Felisha Legette (Syracuse), Tonya Hendrix (Syracuse), Leslie Bjerstedt (Boston College).

All-Rookie Team: Tracy Lis (Providence), Peggii Jewell (Georgetown), Kelley Moore (Seton Hall), Rosemary Magarity (Villanova), Meghan Pattyson (Connecticut).

Coach of the Year: Geno Auremma (Connecticut)

Player of the Year: Kerry Bascom (Connecticut)

Rookie of the Year: Tracy Lis (Providence)

Scholar-Athlete of the Year – Geraldine Saintilus (Seton Hall)

1987-88

First Team: Sue Ludwig (Syracuse), Ann Odoy (Boston College), Renee Najarian (Connecticut), Lisa Angelotti (Villanova), Beth Knight (Georgetown).

Second Team: Lisa Smith (St. John's), Simone Courtlandt (Syracuse), Dolores Dixon (St. John's), Debbie Hartnett (Seton Hall), Doreen Ferguson (Providence).

All-Freshman Team: Sandy Litkenhaus (Villanova), Shanya Evans (Providence), Laura Lishness (Connecticut), Kerry Bascom (Connecticut), Davita Smith (Syracuse).

Coach of the Year: Barbara Jacobs (Syracuse)

Player of the Year: Lisa Angelotti (Villanova)

Freshman of the Year: Laura Lishness (Connecticut)

Scholar-Athlete of the Year – Vera Jones (Syracuse)

1986-87

First Team: Shelly Pennefather (Villanova), Lynn Tighe (Villanova), Mary Burke (Providence), Doris Sable (Providence), Renee Najarian (Connecticut).

Second Team: Felisha Legette (Syracuse), Sue Ludwig (Syracuse), Kathy Sweet (Boston College), Lisa Smith (St. John's), Lisa Angelotti (Villanova).

All-Freshman Team: Kris Lamb (Connecticut), Heidi Robbins (Connecticut), Andrea Mangum (Providence), Danene Hopson (Syracuse), Jennifer Shingler (Pittsburgh).

Coach of the Year: Harry Perretta (Villanova)

Player of the Year: Shelly Pennefather (Villanova)

Freshman of the Year: Kris Lamb (Connecticut)

Scholar-Athlete of the Year – Kathy Sweet (Boston College)

1985-86

First Team: Shelly Pennefather (Villanova), Britt King (Providence), Felisha Legette (Syracuse), Jackie Smith (St. John's), Peggy Walsh (Connecticut).

Second Team: Mary Burke (Providence), Doris Sable (Providence), Marie Grant (Boston College), Kathy Sweet (Boston College), Janice Long (Syracuse).

All-Freshman Team: Nikki Anwood (Georgetown), Geraldine Saintilus (Seton Hall), Maureen Conley (St. John's), Brenda Ginaitt (St. John's), Debbie Hartnett (Seton Hall).

Coach of the Year: Bob Foley (Providence)

Player of the Year: Shelly Pennefather (Villanova)

Freshman of the Year: Geraldine Saintilus (Seton Hall)

Scholar-Athlete of the Year – Joan Powers (Providence)

1984-85

First Team: Shelly Pennefather (Villanova), Jennifer Bruce (Pittsburgh), Maura Gill (Georgetown), Janet Roos (St. John's), Jadeane Daye (Syracuse).

Second Team: Mary Burke (Providence), Britt King (Providence), Leigh Curl (Connecticut), Toni Igrec (Syracuse), Marie Grant (Boston College).

All-Freshman Team: Felisha Legette (Syracuse), Lisa Angelotti (Villanova), Beth Knight (Georgetown), Kathy O'Reilly (Seton Hall), Ann Odoy (Boston College).

Coach of the Year: Margo Plotzke (Boston College)

Player of the Year: Shelly Pennefather (Villanova)

Freshman of the Year: Felisha Legette (Syracuse)

1983-84

First Team: Jennifer Bruce (Pittsburgh), Kathy Finn (Providence), Nancy Bernhardt (Villanova), Chris Palombi (Syracuse), Gloria Bradley (Seton Hall).

Second Team: Shelly Pennefather (Villanova), Ann Marie McNamee (St. John's), Janet Roos (St. John's), Leslie Fairbanks (Seton Hall), Diane Toliver (Georgetown).

All-Freshman Team: Shelly Pennefather (Villanova), Julie Callan (Pittsburgh), Doris Sable (Providence), Janice Long (Syracuse), Kathy Sweet (Boston College), Ann-Marie Gothard (Georgetown).

Coach of the Year: Judy Saurer (Pittsburgh)

Co-Players of the Year: Jennifer Bruce (Pittsburgh) and Kathy Finn (Providence)

Freshman of the Year: Shelly Pennefather (Villanova)

1982-83

First Team: Debbie Beckford (St. John's), Jennifer Bruce (Pittsburgh), Pam Miklasevich (Pittsburgh), Kathie Beisel (Villanova), Nancy Bernhardt (Villanova), Kathy Finn (Providence).

Honorable Mention: Kerry Phayre (Providence), Marcia Foster (Seton Hall), Anne Flannery (Syracuse).

Coach of the Year: Don Perrelli (St. John's)

Player of the Year: Debbie Beckford (St. John's)

Freshman of the Year: Ann Marie McNamee (St. John's)

BIG EAST Championship Results

2016 (McGrath-Phillips Arena, DePaul University)

First Round:

#7 Creighton 70, #10 Providence 53
#9 Butler 48, #8 Xavier 47

Quarterfinals:

#7 Creighton 58, #2 Villanova 48
#3 Seton Hall 93, #6 Marquette 86
#1 DePaul 76, #9 Butler 49
#4 St. John's 65, #5 Georgetown 52

Semifinals:

#7 Creighton 77, #3 Seton Hall 56
#4 St. John's 75, #1 DePaul 66

Final:

#4 St. John's 50, #7 Creighton 37

All-Tournament Team:

Allazia Blockton (Marquette)
Danaejah Grant (St. John's)
Megan Podkova (DePaul)
Shakena Richardson (Seton Hall)
MC McGrotry (Creighton)
Most Outstanding Player:
Aliyyah Handford (St. John's)

2015 (Allstate Arena, Rosemont, Ill.)

First Round:

#8 Marquette 78, #9 Providence 75
#7 Xavier 70, #10 Georgetown 67

Quarterfinals:

#1 Seton Hall 77, Marquette 51
#4 St. John's 57, #5 Creighton 54
#2 DePaul 87, Xavier 53
#3 Villanova 70, #6 Butler 49

Semifinals:

#1 Seton Hall 72, #4 St. John's 6
#2 DePaul 58, #3 Villanova 55

Final:

#2 DePaul 78, #1 Seton Hall 68

All-Tournament Team:

Caroline Coyer (Villanova)
Aliyyah Handford (St. John's)
Chanise Jenkins (DePaul)
Arlesia Morse (Marquette)
Ka-Deidre Simmons (Seton Hall)
Most Outstanding Player:
Megan Podkova, DePaul

2014

(1R: McGrath-Phillips Arena, Chicago, Ill.
(QF-F: Allstate Arena, Rosemont, Ill.)

First Round:

#7 Seton Hall 88, #10 Providence 79
#8 Georgetown 56, #9 Xavier 37

Quarterfinals:

#2 St. John's #7 Seton Hall
#3 Creighton 61, #6 Butler 52
#1 DePaul 78, #8 Georgetown 54
#5 Marquette 56, #4 Villanova 53

Semifinals:

#2 St. John's 68, #3 Creighton 63 (2ot)
#1 DePaul 100, #5 Marquette 90

Final:

#1 DePaul 65, #2 St. John's 57

All-Tournament Team:

Aliyyah Handford (St. John's)
Brittany Hrynko (DePaul)
Sarah Nelson (Creighton)
Katherine Plouffe (Marquette)
Ka-Deidre Simmons (Seton Hall)
Most Outstanding Player:
Jasmine Penny (DePaul)

2013 (XL Center, Hartford, Conn.)

First Round:

#12 Seton Hall 60, #13 Cincinnati 55
#10 Marquette 66, #15 Pittsburgh 43
#11 Georgetown 81, #14 Providence 61

Second Round:

#5 St. John's 51, #12 Seton Hall 45
#8 USF 42, #9 Rutgers 39
#7 DePaul 77, #10 Marquette 69
#6 Villanova 89, #11 Georgetown 58

Quarterfinals:

#4 Louisville 62, #5 St. John's 55
#1 Notre Dame 75, #8 USF 66
#2 Connecticut 94, #7 DePaul 61
#3 Syracuse 61, #6 Villanova 56

Semifinals:

#1 Notre Dame 83, #4 Louisville 59
#2 Connecticut 64, #3 Syracuse 51

Final:

#1 Notre Dame 61, #2 Connecticut 59

All-Tournament Team

Skylar Diggins, Notre Dame
Jewell Loyd, Notre Dame
Stefanie Dolson, Connecticut
Breanna Stewart, Connecticut
Kayla Alexander, Syracuse
Most Outstanding Player:
Kayla McBride, Notre Dame

2012 (XL Center, Hartford, Conn.)

First Round:

#12 Syracuse 57, #13 Providence 47
#9 USF 60, #16 Pittsburgh 59
#10 Villanova 61, #15 Seton Hall 60
#14 Marquette 54, #11 Cincinnati 51

Second Round:

#5 West Virginia 63, #12 Syracuse 48
#8 DePaul 76, #9 USF 62
#7 Louisville 63, #10 Villanova 47
#6 Rutgers 52, #14 Marquette 43

Quarterfinals:

#5 West Virginia 39, #4 Georgetown 32
#1 Notre Dame 69, #8 DePaul 54
#2 St. John's 68, #7 Louisville 61 (ot)
#3 Connecticut 49, #6 Rutgers 34

Semifinals:

#1 Notre Dame 73, #5 West Virginia 45
#3 Connecticut 74, #2 St. John's 43

Final:

#3 Connecticut 63, #1 Notre Dame 54

All-Tournament Team

Stefanie Dolson, UConn
Bria Hartley, UConn
Kayla McBride, Notre Dame
Devereaux Peters, Notre Dame
Sheneka Smith, St. John's
Most Outstanding Player:
Kaleena Mosqueda-Lewis, UConn

2011 (XL Center, Hartford, Conn.)

First Round:

#12 Pittsburgh 63, #13 USF 60
#9 Syracuse 74, #16 Seton Hall 44
#10 West Virginia 66, #15 Cincinnati 41
#11 Providence 50, #14 Villanova 52 (ot)

Second Round:

#5 Marquette 65, #12 Pittsburgh 61
#8 Georgetown 61, #9 Syracuse 60

#7 St. John's 59, #10 West Virginia 51
#6 Louisville 69, #14 Villanova 47

Quarterfinals:

#4 Rutgers 68, #5 Marquette 62
#1 Connecticut 59, #8 Georgetown 43
#2 DePaul 66, #7 St. John's 54
#3 Notre Dame 63, #6 Louisville 53

Semifinals:

#4 Rutgers 51, #1 Connecticut 75
#2 DePaul 67, #3 Notre Dame 71

Final:

#1 Connecticut 73, #3 Notre Dame 64

All-Tournament Team

Stefanie Dolson, UConn
Bria Hartley, UConn
Skylar Diggins, Notre Dame
Natalie Novosel, Notre Dame
Keisha Hampton, DePaul
Most Outstanding Player:
Maya Moore (Connecticut)

2010 (XL Center, Hartford, Conn.)

First Round:

#12 Pittsburgh 71, #13 Louisville 79
#9 Syracuse 65, #16 Seton Hall 42
#10 Marquette 53, #15 Villanova 49
#11 USF 51, #14 Cincinnati 63

Second Round:

#5 Notre Dame 89, #13 Louisville 52
#8 Providence 71, #9 Syracuse 76
#7 DePaul 64, #10 Marquette 54
#6 Rutgers 70, #14 Cincinnati 44

Quarterfinals:

#4 St. John's 67, #5 Notre Dame 75
#1 Connecticut 77, #9 Syracuse 41
#2 West Virginia 47, #7 DePaul 41
#3 Georgetown 56, #6 Rutgers 63 (2ot)

Semifinals:

#1 Connecticut 59, #5 Notre Dame 44
#2 West Virginia 56, #6 Rutgers 49

Final:

#1 Connecticut 60, #2 West Virginia 32

All-Tournament Team

Tina Charles (Connecticut)
Maya Moore (Connecticut)
Skylar Diggins (Notre Dame)
Sarah Miles (West Virginia)
Liz Repella (West Virginia)
Most Outstanding Player:
Kalana Greene (Connecticut)

2009 (XL Center, Hartford, Conn.)

First Round:

#12 Syracuse 61, #13 St. John's 63
#9 Marquette 54, #16 Cincinnati 60 (ot)
#10 Georgetown 45, #15 Seton Hall 70
#11 West Virginia 53, #14 Providence 48

Second Round:

#5 Notre Dame 62, #13 St. John's 45
#8 USF 68, #16 Cincinnati 58
#7 Rutgers 79, #15 Seton Hall 45
#6 DePaul 75, #11 West Virginia 72 (ot)

Quarterfinals:

#4 Villanova 58, #5 Notre Dame 47
#1 Connecticut 79, #8 USF 42
#2 Louisville 87, #7 Rutgers 82 (2ot)
#3 Pittsburgh 62, #6 DePaul 59

Semifinals:

#1 Connecticut 72, #4 Villanova 42
#2 Louisville 69, #3 Pittsburgh 63

Final:

#1 Connecticut 75, #2 Louisville 36

All-Tournament Team

Kalana Greene (Connecticut)
Tina Charles (Connecticut)
Candyce Bingham (Louisville)
Angel McCoughtry (Louisville)
Shavonte Zellous (Pittsburgh)
Most Outstanding Player:
Maya Moore (Connecticut)

2008 (XL Center, Hartford, Conn.)

First Round:

#5 Pittsburgh 69, #12 Villanova 63
#8 Marquette 69, #9 DePaul 73
#7 Louisville 63, #10 St. John's 47
#6 Syracuse 67, #11 USF 68

Quarterfinals:

#4 Notre Dame 53, #5 Pittsburgh 64
#1 Connecticut 86, #9 DePaul 67
#2 Rutgers 56, #7 Louisville 57
#3 West Virginia 64, #11 USF 42

Semifinals:

#1 Connecticut 74, #5 Pittsburgh 47
#3 West Virginia 60, #7 Louisville 67

Finals:

#1 Connecticut 65, #7 Louisville 59

All-Tournament Team:

Candyce Bingham (Louisville)
Angel McCoughtry (Louisville)
Tina Charles (Connecticut)
Renee Montgomery (Connecticut)
Mercedes Walker (Pittsburgh)
Most Outstanding Player:
Charde Houston (Connecticut)

2007 (Hartford Civic Center, Hartford, Conn.)

First Round:

#5 Louisville 68, #12 St. John's 54
#8 USF 79, #9 Seton Hall 64
#7 Notre Dame 71, #10 DePaul 76
#6 Pittsburgh 76, #11 Cincinnati 71

Quarterfinals:

#4 West Virginia 56, #5 Louisville 68
#1 Connecticut 74, #8 USF 54
#2 Rutgers 63, #10 DePaul 55
#3 Marquette 61, #6 Pittsburgh 51

Semifinals:

#1 Connecticut 76, #5 Louisville 60
#2 Rutgers 63, #3 Marquette 55

Final:

#1 Connecticut 47, #2 Rutgers 55

All-Tournament Team:

Charde Houston (Connecticut)
Kalana Greene (Connecticut)
Renee Montgomery (Connecticut)
Krystal Ellis (Marquette)
Kia Vaughn (Rutgers)
Essence Carson (Rutgers)
Most Outstanding Player:
Matee Ajavon (Rutgers)

2006 (Hartford Civic Center, Hartford, Conn.)

First Round:

#5 Louisville 45, #12 West Virginia 54
#8 Villanova 68, #9 Marquette 46
#7 USF 66, #10 Notre Dame 73
#6 Pittsburgh 77, #11 Cincinnati 62

Quarterfinals:

#4 St. John's 49, #12 West Virginia 55
#1 Rutgers 60, #8 Villanova 37
#2 Connecticut 71, #10 Notre Dame 60
#3 DePaul 69, #6 Pittsburgh 46

BIG EAST Championship Results

Semifinals:

#12 West Virginia 56, #1 Rutgers 40
#3 DePaul 57, #2 Connecticut 69

Final:

#12 West Virginia 44, #2 Connecticut 50

All-Tournament Team:

Chakhia Cole (West Virginia)
Britney Davis-White (West Virginia)
Renee Montgomery (Connecticut)
Cappie Pondexter (Rutgers)
Barbara Turner (Connecticut)

Most Outstanding Player:

Ann Strother (Connecticut)

2005 (Hartford Civic Center, Hartford, Conn.)

First Round:

#5 Villanova 67, #12 Providence 39
#8 St. John's 45, #9 Seton Hall 42
#7 West Virginia 77, #10 Pittsburgh 68
#6 Georgetown 58, #11 Syracuse 68

Quarterfinals:

#4 Boston College 37, #5 Villanova 41
#1 Rutgers 69, #8 St. John's 45
#2 Notre Dame 70, #7 West Virginia 59
#3 Connecticut 82, #11 Syracuse 56

Semifinals:

#5 Villanova 59, #1 Rutgers 64
#3 Connecticut 67, #2 Notre Dame 54

Final:

#3 Connecticut 67, #1 Rutgers 51

All-Tournament Team:

Jessica Moore (Connecticut)
Ann Strother (Connecticut)
Megan Duffy (Notre Dame)
Cappie Pondexter (Rutgers)
Matee Ajavon (Rutgers)

Most Outstanding Player:

Barbara Turner (Connecticut)

2004 (Hartford Civic Center, Hartford, CT)

First Round:

#5 Boston College 64, #12 Syracuse 36
#8 Virginia Tech 56, #9 Georgetown 47
#7 Rutgers 51, #10 Seton Hall 42
#6 West Virginia 84, #11 St. John's 59

Quarterfinals:

#5 Boston College 65, #4 Miami 53
#1 Connecticut 48, #8 Virginia Tech 34
#7 Rutgers 51, #2 Notre Dame 45
#6 West Virginia 58, #3 Villanova 47

Semifinals:

#5 Boston College 73, #1 Connecticut 70
#7 Rutgers 61, #3 West Virginia 51

Final:

#5 Boston College 75, #7 Rutgers 57

All-Tournament Team:

Amber Jacobs (Boston College)
Dawn McCullough (Rutgers)
Yolanda Paige (West Virginia)
Cappie Pondexter (Rutgers)
Kathrin Ress (Boston College)

Most Outstanding Player:

Jessalyn Deveny (Boston College)

2003 (Louis Brown Athletic Center, Rutgers University)

First Round:

#5 Virginia Tech 66, #12 West Virginia 60
#8 Seton Hall 58, #9 Georgetown 55
#7 Miami 77, #10 Syracuse 64
#6 Notre Dame 73, #11 Pittsburgh 65

Quarterfinals:

#5 Virginia Tech 74, #4 Boston College 70 (ot)
#1 Connecticut 70, #8 Seton Hall 47
#7 Miami 77, #2 Rutgers 74
#3 Villanova 50, #6 Notre Dame 39

Semifinals:

#1 Connecticut 71, #5 Virginia Tech 54
#3 Villanova 65, #7 Miami 59

Final:

#3 Villanova 52, #1 Connecticut 48

All-Tournament Team:

Nicole Druckenmiller (Villanova)
Tamara James (Miami)
Ieva Kublina (Virginia Tech)
Jessica Moore (Connecticut)
Cappie Pondexter (Rutgers)
Diana Taurasi (Connecticut)

Most Outstanding Player:

Trish Juhline (Villanova)

2002 (Louis Brown Athletic Center, Rutgers University)

First Round:

#5 Miami 69, #12 Georgetown 52
#9 Seton Hall 61, #8 Providence 55
#7 Syracuse 80, #10 West Virginia 60
#11 Rutgers 44, #6 Virginia Tech 43

Quarterfinals:

#4 Villanova 68, #5 Miami 49
#1 Connecticut 78, #9 Seton Hall 48
#7 Syracuse 84, #2 Notre Dame 79
#3 Boston College 64, #11 Rutgers 59

Semifinals:

#1 Connecticut 83, #4 Villanova 39
#3 Boston College 67, #7 Syracuse 48

Final:

#1 Connecticut 96, #3 Boston College 54

All-Tournament Team:

Sue Bird (Connecticut)
Swin Cash (Connecticut)
Jessalyn Deveny (Boston College)
Diana Taurasi (Connecticut)
Tamika Williams (Connecticut)

Most Outstanding Player:

Asjha Jones (Connecticut)

2001 (Gampel Pavilion, University of Connecticut)

First Round:

#5 Villanova 63, #12 St. John's 41
#8 Georgetown 82, #9 Syracuse 75 (OT)
#7 Boston College 62, #10 Miami 49
#11 Providence 72, #6 Seton Hall 61

Quarterfinals:

#4 Virginia Tech 72, #5 Villanova 67
#1 Notre Dame 89, #8 Georgetown 33
#2 Connecticut 96, #7 Boston College 53
#3 Rutgers 69, #11 Providence 58

Semifinals:

#1 Notre Dame 67, #4 Virginia Tech 49
#2 Connecticut 94, #3 Rutgers 66

Final:

#2 Connecticut 78, #1 Notre Dame 76

All-Tournament Team:

Shea Ralph (Connecticut)
Asjha Jones (Connecticut)
Ruth Riley (Notre Dame)
Alicia Ratay (Notre Dame)
Kelley Siemon (Notre Dame)

Most Outstanding Player:

Diana Taurasi (Connecticut)

2000 (Gampel Pavilion, University of Connecticut)

First Round:

#4 Boston College 70, #13 West Virginia 53
#5 Georgetown 67, #12 Syracuse 65
#9 St. John's 75, #8 Pittsburgh 62
#7 Miami 69, #10 Seton Hall 42
#6 Villanova 75, #11 Providence 53

Quarterfinals:

#4 Boston College 75, #5 Georgetown 53
#1 Connecticut 85, #9 St. John's 41
#2 Notre Dame 67, #7 Miami 52
#3 Rutgers 61, #6 Villanova 32

Semifinals:

#1 Connecticut 79, #4 Boston College 53
#3 Rutgers 81, #2 Notre Dame 72 (OT)

Championship:

#1 Connecticut 79, #3 Rutgers 59

All-Tournament Team:

Svetlana Abrosimova (Connecticut)
Swin Cash (Connecticut)
Ruth Riley (Notre Dame)
Shawnetta Stewart (Rutgers)
Tammy Sutton-Brown (Rutgers)

Most Outstanding Performer:

Tamika Williams (Connecticut)

1999 (Louis Brown Athletic Center, Rutgers University)

First Round:

#4 Boston College 65, #13 Seton Hall 63
#5 Georgetown 70, #12 Pittsburgh 52
#8 St. John's 79, #9 Syracuse 62
#7 Miami 86, #10 West Virginia 69
#6 Villanova 68, #11 Providence 59

Quarterfinals:

#5 Georgetown 64, #4 Boston College 59
#1 Connecticut 82, #8 St. John's 58
#2 Rutgers 79, #7 Miami 53
#3 Notre Dame 83, #6 Villanova 53

Semifinals:

#1 Connecticut 77, #5 Georgetown 42
#3 Notre Dame 68, #2 Rutgers 61

Final:

#1 Connecticut 96, #3 Notre Dame 75

All-Tournament Team:

Svetlana Abrosimova (Connecticut)
Asjha Jones (Connecticut)
Sheila McMillen (Notre Dame)
Ruth Riley (Notre Dame)
Shawnetta Stewart (Rutgers)

Most Outstanding Performer:

Shea Ralph (Connecticut)

1998 (Louis Brown Athletic Center, Rutgers University)

First Round:

#4 Villanova 56, #13 Pittsburgh 51
#5 Notre Dame 94, #12 St. John's 57
#8 West Virginia 67, #9 Seton Hall 65
#7 Boston College 87, #10 Providence 77
#11 Georgetown 68, #6 Syracuse 59

Quarterfinals:

#5 Notre Dame 56, #4 Villanova 48
#1 Connecticut 84, #8 West Virginia 82
#2 Rutgers 61, #7 Boston College 52
#3 Miami 81, #11 Georgetown 66

Semifinals:

#1 Connecticut 73, #5 Notre Dame 53
#2 Rutgers 81, #3 Miami 62

Final:

#1 Connecticut 67, #2 Rutgers 58

All-Tournament Team:

Svetlana Abrosimova (Connecticut)
Amy Duran (Connecticut)
Linda Miles (Rutgers)
Natasha Pointer (Rutgers)
Kym Hope (Miami)

Most Outstanding Performer:

Rita Williams (Connecticut)

1997 (Gampel Pavilion, University of Connecticut)

First Round:

#4 Miami 64, #13 Pittsburgh 50
#5 Boston College 65, #12 St. John's 58
#9 Villanova 66, #8 Providence 54
#7 West Virginia 73, #10 Seton Hall 66
#6 Rutgers 68, #11 Syracuse 67 (OT)

Quarterfinals:

#4 Miami 63, #5 Boston College 48
#1 Connecticut 63, #9 Villanova 45
#2 Georgetown 79, #7 West Virginia 60
#3 Notre Dame 86, #6 Rutgers 58

Semifinals:

#1 Connecticut 98, #4 Miami 71
#3 Notre Dame 83, #2 Georgetown 43

Final:

#1 Connecticut 86, #3 Notre Dame 77

All-Tournament Team:

Carla Berube (Connecticut)
Katryna Gaither (Notre Dame)
Beth Morgan (Notre Dame)
Desma Thomas (Miami)
Kara Wolters (Connecticut)

Most Outstanding Performer:

Nykesha Sales (Connecticut)

1996 (Gampel Pavilion, University of Connecticut)

First Round:

#8 Rutgers 65, #9 Boston College 63
#13 Pittsburgh 52, #4 Miami 49
#5 Villanova 56, #12 St. John's 42
#7 Seton Hall 74, #10 Georgetown 58
#6 Syracuse 95, #11 West Virginia 78

Quarterfinals:

#1 Connecticut 93, #8 Rutgers 64
#13 Pittsburgh 59, #5 Villanova 57
#7 Seton Hall 69, #2 Providence 67
#3 Notre Dame 70, #6 Syracuse 55

Semifinals:

#1 Connecticut 83, #13 Pittsburgh 51
#3 Notre Dame 69, #7 Seton Hall 58

Final:

#1 Connecticut 71, #3 Notre Dame 54

All-Tournament Team:

Dana Wynne (Seton Hall)
Nykesha Sales (Connecticut)
Jennifer Rizzotti (Connecticut)
Beth Morgan (Notre Dame)
Katryna Gaither (Notre Dame)

Most Outstanding Performer:

Kara Wolters (Connecticut)

1995 (Walsh Gymnasium, Seton Hall University)

First Round:

#7 Georgetown 84, #10 Boston College 60
#9 Providence 80, #8 Syracuse 66

Quarterfinals:

#3 Seton Hall 66, #6 Miami 50
#2 Villanova 73, #7 Georgetown 65
#1 Connecticut 92, #9 Providence 63
#4 Pittsburgh 73, #5 St. John's 67

BIG EAST Championship Results

Semifinals:

#3 Seton Hall 66, #2 Villanova 53
#1 Connecticut 95, #4 Pittsburgh 63

Final:

#1 Connecticut 85, #3 Seton Hall 49

All-Tournament Team:

Sue Glenning (Villanova)
Texlin Quinney (Seton Hall)
Dawn Johnson (Seton Hall)
Nykesha Sales (Connecticut)
Rebecca Lobo (Connecticut)

Most Outstanding Performer:

Kara Wolters (Connecticut)

1994 (Gampel Pavilion, University of Connecticut)

First Round:

#10 Syracuse 62, #7 Villanova 57
#9 St. John's 73, #8 Georgetown 70 (OT)

Quarterfinals:

#3 Pittsburgh 70, #6 Miami 60
#2 Seton Hall 53, #10 Syracuse 41
#4 Providence 96, #5 Boston College 86 (OT)
#1 Connecticut 69, #9 St. John's 45

Semifinals:

#2 Seton Hall 66, #3 Pittsburgh 54
#1 Connecticut 92, #4 Providence 56

Final:

#1 Connecticut 77, #2 Seton Hall 51

All-Tournament Team:

Jamelle Elliott (Connecticut)
Kara Wolters (Connecticut)
Jodi Brooks (Seton Hall)
Dana Wynne (Seton Hall)
Jonna Huemrich (Pittsburgh)

Most Outstanding Performer:

Rebecca Lobo (Connecticut)

1993 (Alumni Hall, Providence College)

First Round:

#7 Providence 81, #10 Boston College 71
#8 St. John's 67, #9 Syracuse 50

Quarterfinals:

#3 Connecticut 56, #6 Seton Hall 54 (OT)
#7 Providence 82, #2 Georgetown 81
#5 Villanova 74, #4 Pittsburgh 59
#1 Miami 84, #8 St. John's 61

Semifinals:

#7 Providence 87, #3 Connecticut 73
#1 Miami 67, #5 Villanova 49

Final:

#1 Miami 77, #7 Providence 56

All-Tournament Team:

Sonya Lewis (Providence)
Lucie Fontanella (Providence)
Carla Harris (Miami)
Holly Rilinger (Miami)
Rebecca Lobo (Connecticut)

Most Valuable Player:

Vicki Plowden (Miami)

1992 (Gampel Pavilion, University of Connecticut)

First Round:

#7 Pittsburgh 70, #10 Boston College 59
#9 Seton Hall 71, #8 Syracuse 58

Quarterfinals:

#3 Georgetown 72, #6 Villanova 56
#2 Connecticut 86, #7 Pittsburgh 50
#4 Providence 67, #5 St. John's 66
#1 Miami 76, #9 Seton Hall 62

Semifinals:

#2 Connecticut 82, #3 Georgetown 64
#1 Miami 82, #4 Providence 70

Final:

#1 Miami 56, #2 Connecticut 47

All-Tournament Team:

Tracy Lis (Providence)
Kathy Ferrier (Connecticut)
Pam Webber (Connecticut)
Jeannie Hebert (Miami)
Vicki Plowden (Miami)

Most Valuable Player:

Frances Savage (Miami)

1991 (McDonough Arena, Georgetown University)

First Round:

#8 Villanova 57, #9 Syracuse 41

Quarterfinals:

#5 Seton Hall 64, #4 St. John's 59
#1 Connecticut 64, #8 Villanova 47
#2 Providence 95, #7 Georgetown 91
#3 Pittsburgh 82, #6 Boston College 78

Semifinals:

#1 Connecticut 69, #5 Seton Hall 54
#2 Providence 107, #3 Pittsburgh 92

Final:

#1 Connecticut 79, #2 Providence 74

All-Tournament Team:

Lorri Johnson (Pittsburgh)
Kris Durham (Seton Hall)
Kerry Bascom (Connecticut)
Shanya Evans (Providence)
Tracy Lis (Providence)

Most Valuable Player:

Meghan Pattyson (Connecticut)

1990 (Gampel Pavilion, University of Connecticut)

First Round:

#8 St. John's 64, #9 Villanova 58

Quarterfinals:

#6 Pittsburgh 84, #3 Seton Hall 77
#2 Providence 96, #7 Georgetown 71
#1 Connecticut 71, #8 St. John's 58
#4 Boston College 63, #5 Syracuse 60

Semifinals:

#2 Providence 89, #6 Pittsburgh 88
#1 Connecticut 72, #4 Boston College 51

Final:

#2 Providence 82, #1 Connecticut 61

All-Tournament Team:

Dottie VanGheem (Providence)
Tracy Lis (Providence)
Kerry Bascom (Connecticut)
Laura Lishness (Connecticut)
Lorri Johnson (Pittsburgh)

Most Valuable Player:

Andrea Mangum (Providence)

1989 (Walsh Gymnasium, Seton Hall University)

First Round:

#8 Georgetown 61, #9 Pittsburgh 57

Quarterfinals:

#3 Providence 71, #6 Syracuse 59
#2 Villanova 82, #7 St. John's 78 (3OT)
#4 Boston College 70, #5 Seton Hall 59
#1 Connecticut 85, #8 Georgetown 73

Semifinals:

#3 Providence 68, #2 Villanova 64
#1 Connecticut 65, #4 Boston College 45

Final:

#1 Connecticut 84, #3 Providence 65

All-Tournament Team:

Leslie Bjerstedt (Boston College)
Helen Koskinen (Villanova)
Andrea Mangum (Providence)
Liz Lawlor (Providence)
Kris Lamb (Connecticut)

Most Valuable Player:

Kerry Bascom (Connecticut)

1988 (Fitzgerald Field House, University of Pittsburgh)

First Round:

#8 Seton Hall 72, #9 Georgetown 63

Quarterfinals:

#4 Boston College 71, #5 Connecticut 56
#1 Syracuse 74, #8 Seton Hall 58
#3 St. John's 71, #6 Providence 64
#7 Pittsburgh 54, #2 Villanova 51

Semifinals:

#1 Syracuse 56, #4 Boston College 49
#3 St. John's 93, #7 Pittsburgh 73

Final:

#3 St. John's 74, #1 Syracuse 72 (OT)

All-Tournament Team:

Geraldine Saintilus (Seton Hall)
Lorri Johnson (Pittsburgh)
Angela Alston (Syracuse)
Simone Courtlandt (Syracuse)
Dolores Dixon (St. John's)

Most Valuable Player:

Sabrina Johnson (St. John's)

1987 (duPont Pavilion, Villanova University)

First Round:

#8 Seton Hall 77, #9 Pittsburgh 64

Quarterfinals:

#6 Boston College 61, #3 Syracuse 52
#2 Providence 71, #7 Georgetown 56
#4 St. John's 68, #5 Connecticut 58
#1 Villanova 53, #8 Seton Hall 47

Semifinals:

#1 Villanova 59, #4 St. John's 40
#6 Boston College 64, #2 Providence 63

Final:

#1 Villanova 60, #6 Boston College 45

All-Tournament Team:

Doris Sable (Providence)
Dolores Dixon (St. John's)
Kathy Sweet (Boston College)
Mary Burke (Providence)
Pam Thornton (Boston College)

Most Valuable Player:

Shelly Pennefather (Villanova)

1986 (Roberts Center, Boston College)

First Round:

#9 Georgetown 68, #8 Seton Hall 65 (OT)

Quarterfinals:

#3 Syracuse 58, #6 Pittsburgh 57
#2 Villanova 68, #7 Connecticut 47
#5 Boston College 64, #4 St. John's 53
#1 Providence 88, #9 Georgetown 53

Semifinals:

#2 Villanova 69, #3 Syracuse 61
#1 Providence 95, #5 Boston College 78

Final:

#2 Villanova 71, #1 Providence 60

All-Tournament Team:

Jenny Bendall (Georgetown)
Britt King (Providence)
Marie Grant (Boston College)

Lynn Tighe (Villanova)
Doris Sable (Providence)

Most Valuable Player:

Shelly Pennefather (Villanova)

1985 (Manley Field House, Syracuse University)

First Round:

#9 Seton Hall 87, #8 Connecticut 73 (OT)

Quarterfinals:

#3 Boston College 73, #6 Providence 59
#1 St. John's 58, #9 Seton Hall 42
#5 Syracuse 56, #4 Pittsburgh 55
#2 Villanova 81, #7 Georgetown 53

Semifinals:

#2 Villanova 66, #3 Boston College 57
#5 Syracuse 67, #1 St. John's 49

Final:

#5 Syracuse 57, #2 Villanova 56

All-Tournament Team:

Toni Igrac (Syracuse)
Shelly Pennefather (Villanova)
Karen Hargadon (Villanova)
Ann Odoy (Boston College)
Kathy O'Reilly (Seton Hall)

Most Valuable Player:

Janice Long (Syracuse)

1984 (Alumni Hall, St. John's University)

First Round:

#9 Connecticut 52, #8 Boston College 51

Quarterfinals:

#3 St. John's 68, #6 Providence 52
#2 Villanova 69, #7 Georgetown 59
#4 Seton Hall 68, #5 Syracuse 62
#1 Pittsburgh 60, #9 Connecticut 57

Semifinals:

#3 St. John's 63, #2 Villanova 48
#4 Seton Hall 80, #1 Pittsburgh 68

Final:

#3 St. John's 66, #4 Seton Hall 46

All-Tournament Team:

Gloria Bradley (Seton Hall)
Julie Callan (Pittsburgh)
Leslie Fairbanks (Seton Hall)
Barbara Rapp (St. John's)
Janet Roos (St. John's)

Most Valuable Player:

Anne Marie McNamee (St. John's)

1983 (Alumni Hall, Providence College)

First Round:

#8 Boston College 69, #9 Connecticut 57

Quarterfinals:

#1 Providence 56, #8 Boston College 38
#4 Villanova 72, #5 Syracuse 67
#2 St. John's 61, #7 Seton Hall 54
#6 Georgetown 61, #3 Pittsburgh 60

Semifinals:

#2 St. John's 69, #6 Georgetown 58
#1 Providence 71, #4 Villanova 69 (OT)

Final:

#2 St. John's 74, #1 Providence 63

All-Tournament Team:

Nancy Bernhardt (Villanova)
Laurie St. Jean (Providence)
Diane Pugh (St. John's)
Kathy Finn (Providence)
Janet Roos (St. John's)

Most Valuable Player:

Debbie Beckford (St. John's)

BIG EAST in the NCAA Championship

BIG EAST Record

in the NCAA Tournament: 232-129 (.643)

Record Since 1994-95 211-103 (.672)

Record Since 1999-00 181-90 (.668)

Record Since 2005-06 113-62 (.646)

Record Since 20013-14 6-7 (.462)

National Championships (9): Connecticut (1995, 2000, 2002, 2003, 2004, 2009, 2010, 2013)
Notre Dame (2001)

Final Four Appearances (23): Connecticut (1991, 1995, 1996, 2000, 2001, 2002, 2003, 2004, 2008, 2009, 2010, 2011, 2012, 2013)
Louisville (2009, 2013)
Notre Dame (1997, 2001, 2011, 2012, 2013)
Rutgers (2000, 2007)

Four Bids: 1998 (Connecticut, Miami, Notre Dame, Rutgers)
1999 (Boston College, Connecticut, Notre Dame, Rutgers)
2000 (Boston College, Connecticut, Notre Dame, Rutgers)
2005 (Boston College, Connecticut, Notre Dame, Rutgers)

Five Bids: 2001 (Connecticut, Notre Dame, Rutgers, Villanova, Virginia Tech)
2002 (Boston College, Connecticut, Notre Dame, Syracuse, Villanova)

Seven Bids: 2003 (Boston College, Connecticut, Miami, Notre Dame, Rutgers, Villanova, Virginia Tech)
2006 (Connecticut, DePaul, Louisville, Notre Dame, Rutgers, St. John's, USF)
2009 (Connecticut, DePaul, Louisville, Notre Dame, Pittsburgh, Rutgers, Villanova)
2010 (Connecticut, DePaul, Georgetown, Notre Dame, Rutgers, St. John's, West Virginia)

Eight Bids: 2004 (Boston College, Connecticut, Miami, Notre Dame, Rutgers, Villanova, Virginia Tech, West Virginia)
2007 (Connecticut, DePaul, Louisville, Marquette, Notre Dame, Pittsburgh, Rutgers, West Virginia)
2008 (Connecticut, DePaul, Louisville, Notre Dame, Pittsburgh, Rutgers, Syracuse, West Virginia)
2012 (Connecticut, DePaul, Georgetown, Louisville, Notre Dame, Rutgers, St. John's, West Virginia)
2013 (Connecticut, DePaul, Louisville, Notre Dame, Syracuse, St. John's, USF, Villanova)

Nine Bids: 2011 (Connecticut, DePaul, Georgetown, Louisville, Marquette, Notre Dame, Rutgers, St. John's, West Virginia)

School (apps)	Record	Years Participated	Highest Advancement
Cincinnati (4)	1-4/0-0*	1989, 1999, 2002-03	Regional Second Round, 2002
Connecticut (25)	91-17	1989-13	National Champions, 1995, '00, '02, '03, '04, '09, '10, '13
DePaul (21)	15-21/10-11*	1990-93, 1995-97, 2003-16	Regional Semifinal, 2006, 2010, 2014, 2016
Georgetown (4)	6-4	1993, 2010-12	Regional Semifinal, 1993
Louisville (16)	19-16/16-7*	1983-84, '93, '95, '97-'99, 2001, 2005-09, 2011-13	National Final, 2009, '13
Marquette (9)	4-9/2-2*	1994-95, 1997-2000, '04, '07, '11	Region Second Round, 1997, 2004, '07
Notre Dame (20)	41-19/41-17*	1992, 1994, 1996-13	National Champions, 2001
Pittsburgh (3)	5-3	2007-09	Regional Semifinal, 2008, '09
Providence (5)	2-5	1986, 1989-92	Regional Semifinal, 1990
Rutgers (23)	35-23/26-13*	1986-94, 1998-01, 2003-12	National Final, 2007
St. John's (10)	7-10	1983-84, 1988, 2006, 2010-14, '16	Regional Final, 2012
Seton Hall (4)	3-4	1994-95, 2015-16	Regional Semifinal, 1994
USF (2)	1-2/1-2*	2006, 2013	Regional Second Round, 2013
Syracuse (5)	0-5	1985, 1988, 2002, '08, '13	Regional Second Round, 1988
Villanova (10)	7-10	1986-89, 2001-04, '09, '13	Regional Final, 2003
West Virginia (8)	7-8/5-6*	1989-92, 2004, 2007-08, 2010-12	Regional Semifinal, 1992

* - since BIG EAST membership

Year-By-Year in the NCAA Championship

Record	Teams
2016	2-3 3 - DPU, STJ, SHU
2015	1-2 2 - DPU, SHU
2014	3-2 2 - DPU, STJ
2013	16-7* 8 - UConn, DPU, UofL, ND, STJ, SYR, USF, NOVA
2012	15-8* 8 - UConn, DPU, GU, UofL, ND, RU, STJ, WVU
2011	19-9* 9 - UConn, DPU, GU, UofL, MU, ND, RU, STJ, WVU
2010	11-6 7 - UConn, DPU, GU, ND, RU, STJ, WVU
2009	15-6* 7 - UConn, DPU, UofL, ND, UP, RU, VU
2008	14-8* 8 - UConn, DPU, UofL, ND, UP, RU, SU, WVU
2007	13-8 8 - UConn, DPU, UofL, MU, ND, UP, RU, WVU
2006	8-7 7 - UConn, DPU, UofL, ND, RU, STJ, USF
2005	7-4 4 - BC, UConn, ND, RU
2004	12-7 8 - BC, UConn, Miami, ND, RU, VU, VT, WVU
2003	15-6* 7 - BC, UConn, Miami, ND, RU, VU, VT
2002	8-4 5 - BC, UConn, ND, SU, VU
2001	13-4* 5 - UConn, ND, RU, VU, VT
2000	13-3 4 - BC, UConn, ND, RU
1999	7-4 4 - BC, UConn, ND, RU
1998	7-4 4 - UConn, Miami, ND, RU
1997	7-2 2 - UConn, ND
1996	5-2 2 - UConn, ND
1995	7-1 2 - UConn, SHU
1994	5-2 2 - UConn, SHU
1993	3-3 3 - UConn, GU, Miami
1992	2-3 3 - UConn, Miami, PC
1991	4-2 2 - UConn, PC
1990	1-2 2 - UConn, PC
1989	0-3 3 - UConn, PC, VU
1988	1-3 3 - STJ, SU, VU
1987	0-1 1 - VU
1986	1-2 2 - PC, VU
1985	0-1 1 - SU
1984	0-1 1 - STJ
1983	0-1 1 - STJ

* includes BIG EAST teams vs. BIG EAST teams

All-Time Postseason Records For 2016 BIG EAST Participants

Creighton

NCAA: 5 appearances, 3 wins, 5 losses

WNIT: 12 appearances, 14 wins, 11 losses (2004 Champion)

DePaul

NCAA: 21 appearances, 15 wins, 21 losses

WNIT: 3 appearances, 2 wins, 3 losses

NWIT: 4 appearances, 8 wins, 6 losses (1988 Champion)

Georgetown

NCAA: 4 appearances, 6 wins, 4 losses

WNIT: 3 appearances, 3 wins, 3 losses

St. John's

NCAA: 10 appearances, 7 wins, 10 losses

WNIT: 4 appearances, 7 wins, 4 losses

Seton Hall

NCAA: 4 appearances, 3 wins, 4 losses

WNIT: 4 appearances, 4 wins, 4 losses

Villanova

NCAA: 10 appearances, 7 wins, 10 losses

WNIT: 9 appearances, 11 wins, 9 losses



Connecticut won its eighth national title in 2013, defeating fellow BIG EAST squad Louisville.

BIG EAST in the NCAA Championship

2015-16 (2-3)

DePaul (No. 6 seed)	W 97-67	No. 11 seed James Madison (Dallas Region First Round, Louisville, Ky.)
	W 73-72	No. 3 seed Louisville (Dallas Region Second Round, Louisville, Ky.)
	L 71-83	No. 2 Oregon State (Dallas Region Semifinal, Dallas, Texas)
St. John's (No. 8 seed)	L 57-68	No. 9 Auburn (Dallas Region First Round, Waco, Texas)
Seton Hall (No. 8 seed)	L 76-97	No. 9 Duquesne (Bridgeport Region First Round, Storrs, Conn.)

2014-15 (1-2)

DePaul (No. 9 seed)	W 79-72	No. 8 seed Minnesota (Oklahoma City Region First Round, Notre Dame, Ind.)
	L 79-67	No. 1 seed Notre Dame (Oklahoma City Region Second Round, Notre Dame, Ind.)
Seton Hall (No. 9 seed)	L 79-66	No. 8 seed Rutgers (Albany Region First Round, Storrs, Conn.)

2013-14 (3-2)

DePaul (No. 7 seed)	W 104-100	No. 10 seed Oklahoma (Lincoln Region First Round, Durham, N.C.)
	W 74-65	No. 2 seed Duke (Lincoln Region Second Round, Durham, N.C.)
	L 84-65	No. 3 seed Texas A&M (Lincoln Region Semifinal, Lincoln, Neb.)
St. John's (No. 8 seed)	W 71-68	No. 9 seed Southern California (Louisville Region First Round, Knoxville, Tenn.)
	L 67-51	No. 1 seed Tennessee (Louisville Region Second Round, Knoxville, Tenn.)

2012-13 (16-7)

Connecticut (No. 1 seed)	W 105-37	No. 16 seed Idaho (Bridgeport Region First Round, Storrs, Conn.)
	W 77-44	No. 8 seed Vanderbilt (Bridgeport Region Second Round, Storrs, Conn.)
	W 76-50	No. 4 seed Maryland (Bridgeport Region Semifinal, Bridgeport, Conn.)
	W 83-53	No. 2 seed Kentucky (Bridgeport Regional Final, Bridgeport, Conn.)
	W 83-65	No. 1 seed Notre Dame (National Semifinal, New Orleans, La.)
	W 93-60	No. 5 seed Louisville (National Championship, New Orleans, La.)
DePaul (No. 10 seed)	L 73-56	No. 7 Oklahoma State (Norfolk Region First Round, Durham, N.C.)
Louisville (No. 5 seed)	W 74-49	No. 12 seed Middle Tenn. St. (Oklahoma City Region First Round, Louisville, Ky.)
	W 76-63	No. 4 seed Purdue (Oklahoma City Region Second Round, Louisville, Ky.)
	W 82-81	No. 1 Baylor (Oklahoma City Region Semifinal, Oklahoma City, Okla.)
	W 86-78	No. 2 seed Tennessee (Oklahoma City Region Final, Oklahoma City, Okla.)
	W 64-57	No. 2 seed California (National Semifinal, New Orleans, La.)
	L 93-60	No. 1 Connecticut (National Championship, New Orleans, La.)
Notre Dame (No. 1 seed)	W 97-64	No. 16 seed UT-Martin (Norfolk Region First Round, Iowa City, Iowa)
	W 74-57	No. 9 seed Iowa (Norfolk Region Second Round, Iowa City, Iowa)
	W 93-63	No. 12 seed Kansas (Norfolk Region Semifinal, Norfolk, Va.)
	W 87-76	No. 2 seed Duke (Norfolk Region Final, Norfolk, Va.)
	L 83-65	No. 1 seed Connecticut (National Semifinal, New Orleans, La.)
St. John's (No. 10 seed)	L 96-90 (2OT)	No. 7 seed Dayton (Bridgeport Region First Round, Queens, N.Y.)
USF (No. 10 seed)	W 71-70	No. 7 seed Texas Tech (Spokane Region First Round, Lubbock, Texas)
	L 82-78	No. 2 seed California (Spokane Region Second Round, Lubbock, Texas)
Syracuse (No. 7 seed)	L 61-56	No. 10 seed Creighton (Oklahoma City Region First Round, Knoxville, Tenn.)
Villanova (No. 9 seed)	L 60-52	No. 8 seed Michigan (Spokane Region First Round, Palo Alto, Calif.)

2011-12 (15-8)

Connecticut (No. 1 seed)	W 83-47	No. 16 seed Prairie View (Kingston Region First Round, Bridgeport, Conn.)
	W 72-26	No. 8 seed Kansas St. (Kingston Region Second Round, Bridgeport, Conn.)
	W 77-59	No. 4 seed Penn State (Kingston Region Semifinal, Bridgeport, Conn.)
	W 80-6	No. 2 seed Kentucky (Kingston Region Final, Kingston, R.I.)
	L 83-7	No. 1 seed Notre Dame (National Semifinal, Denver, Colo.)
DePaul (No. 7 seed)	W 59-5	No. 10 seed BYU (Des Moines Region First Round, Little Rock, Ark.)
	L 63-4	No. 2 seed Tennessee (Des Moines Region Second Round, Little Rock, Ark.)
Georgetown (No. 5 seed)	W 61-5	No. 12 seed Fresno St. (Des Moines Region First Round, Chapel Hill, N.C.)
	L 76-6	No. 4 seed Georgia Tech (Des Moines Region Second Round, Chapel Hill, N.C.)
Louisville (No. 7 seed)	W 67-5	No. 10 seed Michigan State (Raleigh Region First Round, College Park, Md.)
	L 72-6	No. 2 seed Maryland (Raleigh First Round, College Park, Md.)
Notre Dame (No. 1 seed)	W 74-4	No. 16 seed Liberty (Raleigh Region First Round, South Bend, Ind.)
	W 73-6	No. 8 seed California (Raleigh Region Second Round, South Bend, Ind.)
	W 79-3	No. 5 seed St. Bonaventure (Raleigh Region Semifinal, South Bend, Ind.)
	W 80-4	No. 2 seed Maryland (Raleigh Region Semifinal, Raleigh, N.C.)
	W 83-7	No. 1 seed Connecticut (National Semifinal, Denver, Colo.)
	L 80-6	No. 1 seed Baylor (National Final, Denver, Colo.)
Rutgers (No. 6 seed)	L 86-7	No. 11 Gonzaga (Kingston Region First Round, Spokane, Wash.)
St. John's (No. 3 seed)	W 69-6	No. 14 seed Creighton (Fresno Region First Round, Norman, Okla.)
	W 74-7	No. 6 seed Oklahoma (Fresno Region First Round, Norman, Okla.)
	L 74-4	No. 2 seed Duke (Fresno Region Semifinal, Norman, Okla.)
West Virginia	W 68-5	No. 9 seed Texas (Fresno Region First Round, Norfolk, Va.)
	L 72-5	No. 1 seed Stanford (Fresno Region Second Round, Norfolk, Va.)

2010-11 (19-9)

Connecticut (No. 1 seed)	W 75-3	No. 16 seed Hartford (Philadelphia Region First Round, Storrs, Conn.)
	W 64-4	No. 9 seed Purdue (Philadelphia Region Second Round, Storrs, Conn.)
	W 68-6	No. 5 seed Georgetown (Philadelphia Region Semifinal, Philadelphia, Pa.)
	W 75-4	No. 2 seed Duke (Philadelphia Region Final, Philadelphia, Pa.)
	L 72-6	No. 2 seed Notre Dame (National Semifinal, Indianapolis, Ind.)
Notre Dame (No. 2 seed)	W 67-5	No. 15 seed Utah (Dayton Region First Round, Salt Lake City, Utah)
	W 77-6	No. 10 seed Temple (Dayton Region Second Round, Salt Lake City, Utah)
	W 78-5	No. 6 seed Oklahoma (Dayton Region Semifinal, Dayton, Ohio)
	W 73-5	No. 1 seed Tennessee (Dayton Region Final, Dayton, Ohio)
	W 72-6	No. 1 seed Connecticut (National Semifinal, Indianapolis, Ind.)
	L 76-7	No. 2 seed Texas A&M (National Championship, Indianapolis, Ind.)
DePaul (No. 3 seed)	W 56-4	No. 14 seed Navy (Philadelphia Region First Round, University Park, Pa.)
	W 75-7	No. 6 seed Penn State (Philadelphia Region Second Round, University Park, Pa.)
	L 70-6	No. 2 seed Duke (Philadelphia Region Semifinal, Philadelphia, Pa.)
Georgetown (No. 5 seed)	W 65-4	No. 12 seed Princeton (Philadelphia Region First Round, College Park, Md.)
	W 79-5	No. 4 seed Maryland (Philadelphia Region Second Round, College Park, Md.)
	L 68-6	No. 1 seed Connecticut (Philadelphia Region Semifinal, Philadelphia, Pa.)
Rutgers (No. 7 seed)	W 76-5	No. 10 seed Louisiana Tech (Dallas Region First Round, Shreveport, La.)
	L 76-5	No. 2 seed Texas A&M (Dallas Region Second Round, Shreveport, La.)
Louisville (No. 7 seed)	W 81-6	No. 10 seed Vanderbilt (Spokane Region First Round, Cincinnati, Ohio)
	W 85-7	No. 2 seed Xavier (Spokane Region Second Round, Cincinnati, Ohio)
	L 76-6	No. 11 seed Gonzaga (Spokane Region Semifinal, Spokane, Wash.)
Marquette (No. 8 seed)	W 68-65	No. 9 seed Texas (Dayton Region First Round, Knoxville, Tenn.)
	L 79-7	No. 1 seed Tennessee (Dayton Region Second Round, Knoxville, Tenn.)
St. John's (No. 9 seed)	W 55-5	No. 8 seed Texas Tech (Spokane Region First Round, Stanford, Calif.)
	L 86-5	No. 1 seed Stanford (Spokane Region Second Round, Stanford, Calif.)
West Virginia (No. 9 seed)	W 79-7	No. 8 seed Houston (Dallas Region First Round, Waco, Texas)
	L 82-6	No. 1 seed Baylor (Dallas Region Second Round, Waco, Texas)

2009-10 (11-6)

Connecticut (No. 1 seed)	W 95-3	No. 16 seed Southern (Dayton Region First Round, Norfolk, Va.)
	W 90-3	No. 8 seed Temple (Dayton Region Second Round, Norfolk, Va.)
	W 74-3	No. 4 seed Iowa State (Dayton Region Semifinal, Dayton, Ohio)
	W 90-5	No. 3 seed Florida State (Dayton Region Final, Dayton, Ohio)
	W 70-5	No. 4 seed Baylor (National Semifinal, San Antonio, Texas)
	W 53-4	No. 1 seed Stanford (National Championship, San Antonio, Texas)
Notre Dame (No. 2 seed)	W 86-5	No. 15 seed Cleveland State (Kansas City Region First Round, Notre Dame, Ind.)
	W 84-6	No. 10 seed Vermont (Kansas City Region First Round, Notre Dame, Ind.)
	L 77-72 (ot)	No. 3 seed Oklahoma (Kansas City Region Semifinal, Kansas City, Mo.)
West Virginia (No. 3 seed)	W 58-4	No. 14 seed Lamar (Memphis Region First Round, Austin, Texas)
	L 64-5	No. 11 seed San Diego State (Memphis Region Second Round, Austin, Texas)
Georgetown (No. 5 seed)	W 62-4	No. 12 seed Marist (Memphis Region First Round, Berkeley, Calif.)
	L 49-3	No. 4 seed Baylor (Memphis Region Second Round, Berkeley, Calif.)
St. John's (No. 6 seed)	W 65-4	No. 11 seed Princeton (Dayton Region First Round, Tallahassee, Fla.)
	L 66-65 (ot)	No. 3 seed Florida State (Dayton Region Second Round, Tallahassee, Fla.)
	L 70-6	No. 8 seed Iowa (Sacramento Region First Round, Stanford, Calif.)
DePaul (No. 11 seed)	L 83-76 (ot)	No. 6 seed Vanderbilt (Sacramento Region First Round, Cincinnati, Ohio)

2008-09 (15-6)

Connecticut (No. 1 seed)	W 104-65	No. 16 seed Vermont (Trenton Region First Round, Storrs, Conn.)
	W 87-59	No. 8 seed Florida (Trenton Region Second Round, Storrs, Conn.)
	W 77-53	No. 4 seed California (Trenton Region Semifinal, Trenton, N.J.)
	W 83-64	No. 6 seed Arizona State (Trenton Region Final, Trenton, N.J.)
	W 83-64	No. 2 seed Stanford (National Semifinal, St. Louis, Mo.)
	W 76-54	No. 3 seed Louisville (National Championship, St. Louis, Mo.)
Louisville (No. 3 seed)	W 62-42	No. 14 seed Liberty (Raleigh Region First Round, Baton Rouge, La.)
	W 62-52	No. 6 seed LSU (Raleigh Region Second Round, Baton Rouge, La.)
	W 56-39	No. 2 seed Baylor (Raleigh Region Semifinal, Raleigh, N.C.)
	W 77-60	No. 1 seed Maryland (Raleigh Region Final, Raleigh, N.C.)
	W 61-59	No. 1 seed Oklahoma (National Semifinal, St. Louis, Mo.)
	L 76-54	No. 1 seed Connecticut (National Championship, St. Louis, Mo.)
Pittsburgh (No. 4 seed)	W 64-35	No. 13 seed Montana (Oklahoma City Region First Round, Seattle, Wash.)
	W 65-60	No. 12 seed Gonzaga (Oklahoma City Region Second Round, Seattle, Wash.)
	L 70-59	No. 1 seed Oklahoma (Oklahoma City Region Semifinal, Oklahoma City, Okla.)
DePaul (No. 7 seed)	L 76-70	No. 10 seed San Diego State (Berkley Region First Round, San Diego, Calif.)
Notre Dame (No. 7 seed)	L 79-71	No. 10 seed Minnesota (Trenton Region First Round, South Bend, Ind.)
Rutgers (No. 7 seed)	W 57-51	No. 10 seed VCU (Oklahoma City Region First Round, Piscataway, N.J.)
	W 80-52	No. 2 seed Auburn (Oklahoma City Region Second Round, Piscataway, N.J.)
	L 67-61	No. 6 seed Purdue (Oklahoma City Region Semifinal, Oklahoma City, Okla.)
Villanova (No. 8 seed)	L 60-30	No. 9 seed Utah (Raleigh Region First Round, College Park, Md.)

BIG EAST in the NCAA Championship

2007-08 (14-8)

Connecticut (No. 1 seed)	W 89-47	No. 16 seed Cornell (Greensboro Region First Round, Bridgeport, Conn.)
	W 89-55	No. 8 seed Texas (Greensboro Region Second Round, Bridgeport, Conn.)
	W 78-63	No. 5 seed Old Dominion (Greensboro Region Semifinal, Greensboro, N.C.)
	W 66-56	No. 2 seed Rutgers (Greensboro Region Final, Greensboro, N.C.)
	L 82-73	No. 2 seed Stanford (National Semifinal, Tampa, Fla.)
Rutgers (No. 2 seed)	W 85-42	No. 15 seed Robert Morris (Greensboro Region First Round, Des Moines, Iowa)
	W 69-58	No. 5 seed Iowa State (Greensboro Region Second Round, Des Moines, Iowa)
	W 53-42	No. 6 seed George Washington (Greensboro Region Semifinal, Greensboro, N.C.)
	L 66-56	No. 1 seed Connecticut (Greensboro Region Final, Greensboro, N.C.)
Louisville (No. 4 seed)	W 81-67	No. 13 seed Miami (Ohio) (New Orleans Region First Round, Bridgeport, Conn.)
	W 80-63	No. 5 seed Kansas State (New Orleans Region Second Round, Bridgeport, Conn.)
	L 78-74	No. 1 seed North Carolina (New Orleans Region Semifinal, New Orleans, La.)
Notre Dame (No. 5 seed)	W 75-62	No. 12 seed Southern Methodist (OK City Region First Round, West Lafayette, Ind.)
	W 79-75 (ot)	No. 4 seed Oklahoma (Oklahoma City Region Second Round, West Lafayette, Ind.)
	L 74-64	No. 1 seed Tennessee (Oklahoma City Region Semifinal, Oklahoma City, Okla.)
West Virginia (No. 5 seed)	W 61-60	No. 12 seed New Mexico (Spokane Region First Round, Albuquerque, N.M.)
	L 64-46	No. 4 seed Vanderbilt (Spokane Region Second Round, Albuquerque, N.M.)
Pittsburgh (No. 6 seed)	W 63-58	No. 11 seed Wyoming (Spokane Region First Round, Albuquerque, N.M.)
	W 67-59	No. 3 seed Baylor (Spokane Region Second Round, Albuquerque, N.M.)
	L 72-53	No. 2 seed Stanford (Spokane Region Semifinal, Spokane, Wash.)
Syracuse (No. 7 seed)	L 59-55	No. 10 seed Hartford (Oklahoma City Region First Round, Baton Rouge, La.)
DePaul (No. 10 seed)	L 76-57	No. 7 seed Marist (New Orleans Region First Round, Baton Rouge, La.)

2006-07 (13-8)

Connecticut (No. 1 seed)	W 82-33	No. 16 seed Maryland-Baltimore County (Fresno Region First Round, Hartford, CT.)
	W 94-70	No. 9 seed Wisconsin-Green Bay (Fresno Region Second Round, Hartford, Conn.)
	W 78-71	No. 4 seed NC State (Fresno Region Semifinal, Fresno, Calif.)
	L 73-50	No. 3 seed LSU (Fresno Region Final, Fresno, Calif.)
Rutgers (No. 4 seed)	W 77-34	No. 13 seed East Carolina (Greensboro Region First Round, East Lansing, Mich.)
	W 70-57	No. 5 seed Michigan State (Greensboro Region Second Round, East Lansing, Mich.)
	W 53-52	No. 1 seed Duke (Greensboro Region Semifinal, Greensboro, N.C.)
	W 64-45	No. 3 seed Arizona State (Greensboro Region Final, Greensboro, N.C.)
	W 59-35	No. 3 seed LSU (National Semifinal, Cleveland, Ohio)
	L 59-46	No. 1 seed Tennessee (National Final, Cleveland, Ohio)
Louisville (No. 6 seed)	W 80-54	No. 11 seed BYU (Greensboro Region First Round, Los Angeles, Calif.)
	L 67-58	No. 3 seed Arizona State (Greensboro Region Second Round, Los Angeles, Calif.)
Marquette (No. 6 seed)	W 87-58	No. 11 seed Louisiana-Lafayette (Dayton Region First Round, Austin, Texas)
	L 78-47	No. 3 seed Oklahoma (Dayton Region Second Round, Austin, Texas)
Pittsburgh (No. 8 seed)	W 71-61	No. 9 seed James Madison (Dayton Region First Round, Pittsburgh, Pa.)
	L 68-54	No. 1 seed Tennessee (Dayton Region Second Round, Pittsburgh, Pa.)
Notre Dame (No. 9 seed)	W 62-59	No. 8 seed California (Dallas Region First Round, Pittsburgh, Pa.)
	L 60-51	No. 1 seed North Carolina (Dallas Region Second Round, Pittsburgh, Pa.)
DePaul (No. 10 seed)	L 55-4	No. 7 seed Georgia Tech (Dallas Region First Round, Minneapolis, Minn.)
West Virginia (No. 11 seed)	W 65-52	No. 6 seed Xavier (Fresno Region First Round, Austin, Texas)
	L 49-43	No. 3 LSU (Fresno Region Second Round, Austin, Texas)

2005-06 (8-7)

Connecticut (No. 2 seed)	W 77-54	No. 15 seed Coppin State (Bridgeport Region First Round, State College, Pa.)
	W 79-56	No. 7 seed Virginia Tech (Bridgeport Region Second Round, State College, Pa.)
	W 77-75	No. 3 seed Georgia (Bridgeport Region Semifinal, Bridgeport, Conn.)
	L 63-61 (ot)	No. 1 seed Duke (Bridgeport Region Final, Bridgeport, Conn.)
DePaul (No. 4 seed)	W 68-43	No. 13 seed Liberty (San Antonio Region First Round, Chicago, Ill.)
	W 71-67	No. 12 seed Tulsa (San Antonio Region Second Round, Chicago, Ill.)
	L 66-56	No. 1 seed LSU (San Antonio Region Semifinal, San Antonio, Texas)
Louisville (No. 9 seed)	L 76-64	No. 8 seed Vanderbilt (Cleveland Region First Round, Nashville, Tenn.)
Notre Dame (No. 9 seed)	L 78-61	No. 8 seed Boston College (Albuquerque Region First Round, West Lafayette, Ind.)
Rutgers (No. 3 seed)	W 63-58	No. 14 seed Dartmouth (Cleveland Region First Round, Trenton, N.J.)
	W 82-48	No. 11 seed TCU (Cleveland Region Second Round, Trenton, N.J.)
	L 76-69	No. 2 seed Tennessee (Cleveland Region Semifinal, Cleveland, Ohio)
St. John's (No. 7 seed)	W 78-68	No. 10 seed California (Albuquerque Region First Round, State College, Pa.)
	L 81-74	No. 2 seed Maryland (Albuquerque Region Second Round, State College, Pa.)
USF (No. 9 seed)	L 67-65	No. 8 seed USC (Bridgeport Region First Round, Norfolk, Va.)

2004-05 (7-4)

Boston College (No. 7 seed)	W 65-43	No. 10 seed Houston (Chattanooga Region First Round, Chapel Hill, N.C.)
	L 70-60	No. 2 seed Duke (Chattanooga Region Second Round, Chapel Hill, N.C.)
Connecticut (No. 3 seed)	W 95-47	No. 14 seed Dartmouth (Kansas City Region First Round, Storrs, Conn.)
	W 70-52	No. 6 seed Florida State (Kansas City Region Second Round, Storrs, Conn.)
	L 76-59	No. 2 seed Stanford (Kansas City Region Semifinal, Kansas City, Mo.)
Notre Dame (No. 4 seed)	W 61-51	No. 13 seed UC Santa Barbara (Tempe Region First Round, Fresno, Calif.)
	L 70-61	No. 5 seed Arizona State (Tempe Region Second Round, Fresno, Calif.)
Rutgers (No. 3 seed)	W 62-37	No. 14 seed Hartford (Philadelphia Region First Round, Storrs, Conn.)
	W 61-54	No. 6 seed Temple (Philadelphia Region Second Round, Storrs, Conn.)
	W 64-58	No. 2 seed Ohio State (Philadelphia Region Semifinal, Philadelphia, Pa.)
	L 59-49	No. 1 seed Tennessee (Philadelphia Region Final, Philadelphia, Pa.)

2003-04 (12-7)

Boston College (No. 3 seed)	W 58-56	No. 14 seed Eastern Michigan (Midwest Region First Round, Columbus, Ohio)
	W 63-48	No. 6 seed Ohio State (Midwest Region Second Round, Columbus, Ohio)
	L 76-63	No. 7 seed Minnesota (Midwest Region Semifinal, Norfolk, Va.)
Connecticut (No. 2 seed)	W 91-55	No. 15 seed Pennsylvania (East Region First Round, Bridgeport, Conn.)
	W 79-53	No. 7 seed Auburn (East Region Second Round, Bridgeport, Conn.)
	W 63-55	No. 11 seed UC Santa Barbara (East Region Semifinal, Hartford, Conn.)
	W 66-49	No. 1 seed Penn State (East Region Final, Hartford, Conn.)
	W 67-58	No. 7 seed Minnesota (National Semifinal, New Orleans, La.)
	W 70-61	No. 1 seed Tennessee (National Championship, New Orleans, La.)
Miami (No. 5 seed)	L 86-85	No. 12 seed Maryland (West Region First Round, Baton Rouge, La.)
Notre Dame (No. 5 seed)	W 69-65 (ot)	No. 12 seed SW Missouri State (East Region First Round, Notre Dame, Ind.)
	W 59-46	No. 13 seed Middle Tennessee (East Region Second Round, Notre Dame, Ind.)
	L 55-49	No. 1 seed Penn State (East Region Semifinal, Hartford, Conn.)
Rutgers (No. 7 seed)	L 74-69	No. 10 seed Chattanooga (Midwest Region First Round, Chattanooga, Tenn.)
Villanova (No. 7 seed)	W 66-63	No. 10 seed Mississippi (West Region First Round, Ames, Iowa)
	L 60-42	No. 2 seed Purdue (West Region Second Round, Ames, Iowa)
Virginia Tech (No. 8 seed)	W 89-76	No. 9 seed Iowa (East Region First Round, Blacksburg, Va.)
	L 61-48	No. 1 seed Penn State (East Region Second Round, Blacksburg, Va.)
West Virginia (No. 11 seed)	L 73-67	No. 6 seed Ohio State (East Region First Round, Columbus, Ohio)

2002-03 (15-6)

Boston College (No. 5 seed)	W 73-72	No. 12 seed Old Dominion (East Region First Round, Norfolk, Va.)
	W 86-85 (ot)	No. 4 seed Vanderbilt (East Region Second Round, Norfolk, Va.)
	L 70-49	No. 1 seed Connecticut (East Region Semifinal, Dayton, Ohio)
Connecticut (No. 1 seed)	W 91-44	No. 16 seed Boston University (East Region First Round, Storrs, Conn.)
	W 81-66	No. 9 seed TCU (East Region Second Round, Storrs, Conn.)
	W 70-49	No. 5 seed Boston College (East Region Semifinal, Dayton, Ohio)
	W 73-64	No. 2 seed Purdue (East Region Final, Dayton, Ohio)
	W 71-69	No. 2 seed Texas (National Semifinal, Atlanta, Ga.)
	W 73-68	No. 1 seed Tennessee (National Championship, Atlanta, Ga.)
Miami (No. 11 seed)	L 91-85 (ot)	No. 6 seed New Mexico (Midwest Region First Round, Albuquerque, N.M.)
Notre Dame (No. 11 seed)	W 59-47	No. 6 seed Arizona (East Region First Round, Manhattan, Kan.)
	W 59-53	No. 3 seed Kansas State (East Region Second Round, Manhattan, Kan.)
	L 66-47	No. 2 seed Purdue (East Region Semifinal, Dayton, Ohio)
Rutgers (No. 4 seed)	W 64-52	No. 13 seed Western Kentucky (Midwest Region First Round, Athens, Ga.)
	L 74-64	No. 5 seed Georgia (Midwest Region Second Round, Athens, Ga.)
Villanova (No. 2 seed)	W 51-36	No. 15 seed St. Francis (Pa.) (Midwest Region First Round, Norman, Okla.)
	W 70-57	No. 7 seed George Washington (Midwest Region Second Round, Norman, Okla.)
	W 53-51	No. 6 seed Colorado (Midwest Region Semifinal, Knoxville, Tenn.)
	L 73-49	No. 1 seed Tennessee (Midwest Region Final, Knoxville, Tenn.)
Virginia Tech (No. 7 seed)	W 61-59	No. 10 seed Georgia Tech (East Region First Round, West Lafayette, Ind.)
	L 80-62	No. 2 seed Purdue (East Region Second Round, West Lafayette, Ind.)



BIG EAST in the NCAA Championship

2001-02 (8-4)

Boston College (No. 5 seed)	L	65-59	No. 12 seed Mississippi State (West Region First Round, Lubbock, Texas)
Connecticut (No. 1 seed)	W	86-37	No. 16 seed St. Francis (Pa.) (Midwest Region First Round, Storrs, Conn.)
	W	86-48	No. 9 seed Iowa (Midwest Region First Round, Storrs, Conn.)
	W	82-64	No. 4 seed Penn State (Midwest Region Semifinal, Milwaukee, Wisc.)
	W	85-64	No. 7 seed Old Dominion (Midwest Region Final, Milwaukee, Wisc.)
	W	79-56	No. 2 seed Tennessee (National Semifinal, San Antonio, Texas)
	W	82-70	No. 1 seed Oklahoma (National Championship, San Antonio, Texas)
Notre Dame (No. 7 seed)	W	87-69	No. 10 seed New Mexico (Midwest Region First Round, Knoxville, Tenn.)
	L	89-50	No. 2 seed Tennessee (Midwest Region First Round, Knoxville, Tenn.)
Syracuse (No. 10 seed)	L	87-69	No. 7 seed Drake (East Region First Round, Waco, Texas)
Villanova (No. 9 seed)	W	67-46	No. 8 seed Pepperdine (West Region First Round, Norman, Okla.)
	L	66-53	No. 1 seed Oklahoma (West Region First Round, Norman, Okla.)

2000-01 (13-4)

Connecticut (No. 1 seed)	W	101-29	No. 16 seed Long Island (East Region First Round, Storrs, Conn.)
	W	89-44	No. 9 seed Colorado State (East Region Second Round, Storrs, Conn.)
	W	72-58	No. 4 seed NC State (East Region Semifinal, Pittsburgh, Pa.)
	W	67-48	No. 3 seed Louisiana Tech (East Region Final, Pittsburgh, Pa.)
	L	90-75	No. 1 seed Notre Dame (National Semifinal, St. Louis, Mo.)
Notre Dame (No. 1 seed)	W	98-49	No. 16 seed Alcorn State (Midwest Region First Round, Notre Dame, Ind.)
	W	88-54	No. 8 seed Michigan (Midwest Region Second Round, Notre Dame, Ind.)
	W	69-54	No. 5 seed Utah (Midwest Region Semifinal, Denver, Colo.)
	W	72-64	No. 3 seed Vanderbilt (Midwest Region Final, Denver, Colo.)
	W	90-75	No. 1 seed Connecticut (National Semifinal, St. Louis, Mo.)
	W	68-66	No. 3 seed Purdue (National Championship, St. Louis, Mo.)
Rutgers (No. 4 seed)	W	80-43	No. 13 seed Stephen F. Austin (West Region First Round, Piscataway, N.J.)
	L	60-53	No. 5 seed SW Missouri State (West Region Second Round, Piscataway, N.J.)
Villanova (No. 5 seed)	W	66-58	No. 12 seed Drake (East Region First Round, Raleigh, N.C.)
	L	68-64	No. 4 seed NC State (East Region Second Round, Raleigh, N.C.)
Virginia Tech (No. 7 seed)	W	77-57	No. 10 seed Denver (Midwest Region First Round, Lubbock, Texas)
	L	73-52	No. 2 seed Texas Tech (Midwest Region Second Round, Lubbock, Texas)

1999-00 (13-3)

Boston College (No. 5 seed)	W	93-76	No. 12 seed Nebraska (Midwest Region First Round, Charlottesville, Va.)
	L	74-70	No. 4 seed Virginia (Midwest Region Second Round, Charlottesville, Va.)
Connecticut (No. 1 seed)	W	116-46	No. 16 seed Hampton (East Region First Round, Storrs, Conn.)
	W	83-45	No. 9 seed Clemson (East Region Second Round, Storrs, Conn.)
	W	102-80	No. 5 seed Oklahoma (East Region Semifinal, Richmond, Va.)
	W	86-71	No. 3 seed LSU (East Region Final, Richmond, Va.)
	W	89-67	No. 2 seed Penn State (National Semifinal, Philadelphia, Pa.)
	W	71-52	No. 1 seed Tennessee (National Championship, Philadelphia, Pa.)
Notre Dame (No. 2 seed)	W	87-61	No. 15 seed San Diego (Midwest Region First Round, Notre Dame, Ind.)
	W	95-60	No. 7 seed Geo. Washington (Midwest Region Second Round, Notre Dame, Ind.)
	L	69-65	No. 3 seed Texas Tech (Midwest Region Semifinal, Memphis, Tenn.)
Rutgers (No. 2 seed)	W	91-70	No. 15 seed Holy Cross (West Region First Round, Piscataway, N.J.)
	W	59-39	No. 10 seed St. Joseph's (West Region Second Round, Piscataway, N.J.)
	W	60-45	No. 11 seed UAB (West Region Semifinal, Portland, Ore.)
	W	59-51	No. 1 seed Georgia (West Region Final, Portland, Ore.)
	L	64-54	No. 1 seed Tennessee (National Semifinal, Philadelphia, Pa.)

1998-99 (7-4)

Boston College (No. 8 seed)	W	72-59	No. 9 seed Ohio State (East Region First Round, Knoxville, Tenn.)
	L	89-62	No. 1 seed Tennessee (East Region Second Round, Knoxville, Tenn.)
Connecticut (No. 1 seed)	W	97-46	No. 16 seed St. Francis (Midwest Region First Round, Storrs, Conn.)
	W	86-84	No. 8 seed Xavier (Midwest Region Second Round, Storrs, Conn.)
	L	64-58	No. 4 seed Iowa State (Midwest Region Semifinal, Cincinnati, Ohio)
Notre Dame (No. 5 seed)	W	61-57	No. 12 seed St. Mary's (West Region First Round, Baton Rouge, La.)
	L	74-64	No. 4 seed LSU West Region Second Round, Baton Rouge, La.)
Rutgers (No. 3 seed)	W	84-70	No. 14 seed Dartmouth (Midwest Region First Round, Piscataway, N.J.)
	W	90-47	No. 6 seed Arizona (Midwest Region Second Round, Piscataway, N.J.)
	W	53-42	No. 2 seed Texas Tech (Midwest Region Semifinal, Normal, Ill.)
	L	75-62	No. 1 seed Purdue (Midwest Region Final, Normal, Ill.)

1997-98 (7-4)

Connecticut (No. 2 seed)	W	93-52	No. 15 seed Fairfield (East Region First Round, Storrs, Conn.)
	W	75-67	No. 10 seed George Washington (East Region Second Round, Storrs, Conn.)
	W	74-57	No. 3 seed Arizona (East Region Semifinal, Dayton, Ohio)
	L	60-52	No. 4 seed North Carolina State (East Region Final, Dayton, Ohio)
Miami (No. 11 seed)	L	60-49	No. 6 seed Clemson (Midwest Region First Round, Ruston, La.)
Notre Dame (No. 9 seed)	W	78-64	No. 8 seed SW Missouri State (Midwest Region First Round, Lubbock, Texas)
	W	74-59	No. 1 seed Texas Tech (Midwest Region Second Round, Lubbock, Texas)
	L	70-65	No. 4 seed Purdue (Midwest Region Semifinal, Lubbock, Texas)
Rutgers (No. 5 seed)	W	79-76	No. 12 seed Oregon (Midwest Region First Round, Ames, Iowa)
	W	62-61	No. 4 seed Iowa State (Midwest Region Second Round, Ames, Iowa)
	L	92-60	No. 1 seed Tennessee (Midwest Region Semifinal, Nashville, Tenn.)

1996-97 (7-2)

Connecticut (No. 1 seed)	W	103-35	No. 16 seed Lehigh (Midwest Region First Round, Storrs, Conn.)
	W	72-53	No. 9 seed Iowa (Midwest Region Second Round, Storrs, Conn.)
	W	78-73	No. 4 seed Illinois (Midwest Region Semifinal, Iowa City, Iowa)
	L	91-81	No. 3 seed Tennessee (Midwest Region Final, Iowa City, Iowa)
Notre Dame (No. 6 seed)	W	93-62	No. 11 seed Memphis (East Region First Round, Austin, Texas)
	W	86-83	No. 3 seed Texas (East Region Second Round, Austin, Texas)
	W	87-71	No. 2 seed Alabama (East Region Semifinal, Columbia, S.C.)
	W	62-52	No. 5 seed George Washington (East Region Final, Columbia, S.C.)
	L	80-66	No. 3 seed Tennessee (National Semifinal, Cincinnati, Ohio)

1995-96 (5-2)

Connecticut (No. 1 seed)	W	94-63	No. 16 seed Howard (Midwest Region First Round, Storrs, Conn.)
	W	88-68	No. 9 seed Michigan State (Midwest Region Second Round, Storrs, Conn.)
	W	72-44	No. 12 seed San Francisco (Midwest Region Semifinal, Rosemont, Ill.)
	W	67-57	No. 3 seed Vanderbilt (Midwest Region Final, Rosemont, Ill.)
	L	88-83	No. 1 seed Tennessee (National Semifinal, Charlotte, N.C.)
Notre Dame (No. 12 seed)	W	73-60	No. 5 seed Purdue (Midwest Region First Round, Lubbock, Texas)
	L	82-67	No. 4 seed Texas Tech (Midwest Region Second Round, Lubbock, Texas)



St. John's won its first BIG EAST Tournament in 1983 and again in 1984 and 1988, before claiming the most recent crown in 2016

BIG EAST in the NCAA Championship

1994-95 (7-1)

Connecticut (No. 1 seed)	W 105-75	No. 16 seed Maine (East Region First Round, Storrs, Conn.)
	W 91-45	No. 8 seed Virginia Tech (East Region Second Round, Storrs, Conn.)
	W 87-56	No. 4 seed Alabama (East Region Semifinal, Storrs, Conn.)
	W 67-63	No. 3 seed Virginia (East Region Final, Storrs, Conn.)
	W 87-60	No. 2 seed Stanford (National Semifinal, Minneapolis, Minn.)
	W 70-64	No. 1 seed Tennessee (National Championship, Minneapolis, Minn.)
Seton Hall (No. 6 seed)	W 73-63	No. 11 seed Stephen F. Austin (West Region First Round, Chapel Hill, N.C.)
	L 59-49	No. 3 seed North Carolina (West Region Second Round, Chapel Hill, N.C.)

1993-94 (5-2)

Connecticut (No. 1 seed)	W 79-60	No. 16 seed Brown (East Region First Round, Storrs, Conn.)
	W 81-59	No. 9 seed Auburn (East Region Second Round, Storrs, Conn.)
	W 78-64	No. 4 seed So. Mississippi (East Region Semifinal, Piscataway, N.J.)
	L 81-69	No. 3 seed North Carolina (East Region Final, Piscataway, N.J.)
Seton Hall (No. 4 seed)	W 70-60	No. 13 seed Vermont (Midwest Region First Round, South Orange, N.J.)
	W 71-66	No. 5 seed Texas (Midwest Region Second Round, South Orange, N.J.)
	L 64-60	No. 1 seed Penn State (Midwest Region Semifinal, Austin, Texas)

1992-93 - no teams seeded below No. 4 (3-3)

Miami	W 61-44	St. Peter's (East Region First Round, Miami, Fla.)
	L 78-63	No. 4 seed W. Kentucky (East Region Second Round, Bowling Green, Ky.)
Georgetown	W 76-74	Northern Illinois (East Region First Round, Washington, D.C.)
	W 68-67	No. 3 seed Penn State (East Region Second Round, University Park, Pa.)
	L 77-57	No. 2 seed Virginia (East Region Semifinal, Richmond, Va.)
Connecticut	L 74-71	Louisville (Midwest Region First Round, Storrs, Conn.)

1991-92 (2-3)

Miami (No. 2 seed)	W 86-72	No. 7 seed North Carolina (East Region Second Round, Miami, Fla.)
	L 77-67	No. 3 Vanderbilt (East Region Semifinal, Charlottesville, Va.)
Connecticut (No. 6 seed)	W 83-66	No. 11 seed St. Peter's (East Region First Round, Storrs, Conn.)
	L 75-47	No. 3 Vanderbilt (East Region Second Round, Nashville, Tenn.)
Providence (No. 7 seed)	L 74-64	No. 10 Toledo (Midwest Region First Round, Providence, R.I.)

1990-91 (4-2)

Connecticut (No. 3 seed)	W 81-80	No. 11 seed Toledo (East Region Second Round, Storrs, Conn.)
	W 82-71	No. 2 seed NC State (East Region Semifinal, Philadelphia, Pa.)
	W 60-57	No. 4 seed Clemson (East Region Final, Philadelphia, Pa.)
	L 61-55	No. 1 seed Virginia (National Semifinal, New Orleans, La.)
Providence (No. 5 seed)	W 88-87	No. 12 seed Fairfield (East Region First Round, Providence, R.I.)
	L 103-91	No. 4 seed Clemson (East Region Second Round, Clemson, S.C.)

1989-90 (1-2)

Providence (No. 3 seed)	W 77-75	No. 6 seed Maryland (East Region Second Round, Providence, R.I.)
	L 77-71	No. 2 seed Virginia (East Region Semifinal, Norfolk, Va.)
Connecticut (No. 4 seed)	L 61-59	No. 5 seed Clemson (East Region Second Round, Storrs, Conn.)

1988-89 (0-3)

Connecticut (No. 8 seed)	L 72-63	No. 9 seed La Salle (East Region First Round, Storrs, Conn.)
Providence (No. 11 seed)	L 94-74	No. 6 seed James Madison (East Region First Round, Harrisonburg, Va.)
Villanova (No. 11 seed)	L 66-41	No. 6 seed Old Dominion (Midwest Region First Round, Norfolk, Va.)

1987-88 (1-3)

St. John's (No. 7 seed)	W 83-70	No. 10 seed Fairfield (East Region First Round, Jamaica, N.Y.)
	L 85-64	No. 2 seed Virginia (East Region Second Round, Charlottesville, Va.)
Syracuse (No. 6 seed)	L 116-75	No. 3 seed Ohio State (Midwest Region Second Round, Columbus, Ohio)
Villanova (No. 8 seed)	L 53-51	No. 9 seed Wake Forest (East Region First Round, Villanova, Pa.)

1986-87 (0-1)

Villanova (No. 6 seed)	L 68-67	No. 3 seed N.C. State (East Region Second Round, Philadelphia, Pa.)
------------------------	---------	---

1985-86 (1-2)

Providence (No. 9 seed)	L 55-53	No. 8 seed James Madison (East Region First Round, Providence, R.I.)
Villanova (No. 7 seed)	W 60-55	No. 10 seed La Salle (East Region First Round, Philadelphia, Pa.)
	L 85-58	No. 2 seed Rutgers (East Region Second Round, New Brunswick, N.J.)

1984-85 (0-1)

Syracuse (No. 8 seed)	L 88-63	No. 1 seed Old Dominion (East Region First Round, Norfolk, Va.)
-----------------------	---------	---

1983-84 (0-1)

St. John's (No. 7 seed)	L 81-79	No. 2 seed North Carolina (East Region First Round, Chapel Hill, N.C.)
-------------------------	---------	--

1982-83 (0-1)

St. John's (No. 7 seed)	L 86-63	No. 2 seed Old Dominion (East Region First Round, Norfolk, Va.)
-------------------------	---------	---

BIG EAST Round-By-Round Records

Year	First Round W-L	Second Round W-L	Regional Semis W-L	Regional Final W-L	National Semi W-L
1983	0-1				
1984	0-1				
1985	0-1				
1986	1-1	0-1			
1987	0-1				
1988	1-1	0-2			
1989	0-3				
1990		1-1	0-1		
1991	1-0	1-1	1-0	1-0	0-1
1992	1-1	1-1	0-1		
1993	2-1	1-1	0-1		
1994	2-0	2-0	1-1	0-1	
1995	2-0	1-1	1-0	1-0	1-0
1996	2-0	1-1	1-0	1-0	0-1
1997	2-0	2-0	2-0	1-1	0-1
1998	3-1	3-0	1-2	0-1	
1999	4-0	2-2	1-1	0-1	
2000	4-0	3-1	2-1	2-0	1-1
2001	5-0	2-3	2-0	2-0	1-1
2002	3-2	1-2	1-0	1-0	1-0
2003	6-1	4-2	2-2	1-1	1-0
2004	5-3	3-2	1-2	1-0	1-0
2005	4-0	2-2	1-1	0-1	
2006	4-3	3-1	1-2	0-1	
2007	7-1	2-5	2-0	1-1	1-0
2008	6-2	5-1	2-3	1-1	0-1
2009	4-3	4-0	2-2	2-0	2-0
2010	5-2	2-3	1-1	1-0	1-0
2011	9-0	5-4	2-3	2-0	1-1
2012	7-1	3-4	2-1	2-0	1-1
2013	4-4	3-1	3-0	3-0	2-1
2014	2-0	1-1	0-1		
2015	1-1	0-1			
2016	1-2	1-0	0-1		
Record	98-37	59-44	32-27	23-9	14-9
Win%	.726	.573	.542	.719	.609



UConn won the 1995 NCAA Championship with the help of Naismith Player of the Year, Rebecca Lobo

BIG EAST in the WNIT

2015-16 (1-3)

Creighton	L 68-74	South Dakota (First Round, Vermillion, S.D.)
Georgetown	L 55-57	Rutgers (First Round, Piscataway, N.J.)
Villanova	W 67-51	Liberty (First Round, Villanova, Pa.)
	L 74-82	Hofstra (Second Round, Villanova, Pa.)

2014-15 (5-3)

Creighton	L 68-58	South Dakota (First Round, Vermillion, S.D.)
St. John's	W 64-56	Army (First Round, Queens, N.Y.)
	W 77-63	Fordham (Second Round, Queens, N.Y.)
	L 63-55	Villanova (Third Round, Villanova, Pa.)
Villanova	W 71-60	Maine (First Round, Villanova, Pa.)
	W 71-66	Old Dominion (Second Round, Villanova, Pa.)
	W 63-55	St. John's (Third Round, Villanova, Pa.)
	L 75-70	West Virginia (Quarterfinal, Morgantown, W.Va.)

2013-14 (5-5)

Butler	L 78-61	South Dakota State (First Round, Brookings, S.D.)
Creighton	W 77-51	Missouri (First Round, Omaha, Neb.)
	L 62-51	South Dakota State (Second Round, Brookings, S.D.)
Marquette	W 63-61	Indiana State (First Round, Terre Haute, Ind.)
	L 72-69	Indiana (Second Round, Bloomington, Ind.)
Seton Hall	W 63-60	American (First Round, South Orange, N.J.)
	W 75-74	Princeton (Second Round, South Orange, N.J.)
	L 91-79 (2OT)	Rutgers (Third Round, Piscataway, N.J.)
Villanova	W 74-66	Quinnipiac (First Round, Villanova, Pa.)
	L 76-66	George Washington (Second Round, Villanova, Pa.)

2012-13 (0-1)

Marquette	L 61-59	Northern Iowa (First Round, Milwaukee, Wis.)
-----------	---------	--

2011-12 (9-4)

Cincinnati	W 68-63 (ot)	Duquesne (First Round, Cincinnati, Ohio)
	L 72-51	Toledo (Second Round, Toledo, Ohio)
USF	W 76-20	Florida Atlantic (First Round, Tampa, Fla.)
	W 77-61	Florida International (Second Round, Tampa, Fla.)
	L 72-45	James Madison (Third Round, Harrisonburg, Va.)
Syracuse	W 59-42	Hartford (First Round, Hartford, Conn.)
	W 65-43	Drexel (Second Round, Philadelphia, Pa.)
	W 82-68	Temple (Third Round, Philadelphia, Pa.)
	W 74-73 (ot)	Toledo (Quarterfinal Round, Toledo, Ohio)
	L 74-71	James Madison (Semifinal Round, Harrisonburg, Pa.)
Villanova	W 58-39	American (First Round, Villanova, Pa.)
	W 58-55	Illinois State (Second Round, Normal, Ill.)
	L 48-47	Colorado (Third Round, Boulder, Colo.)

2010-11 (3-1)

Syracuse	W 77-53	Monmouth (First Round, Syracuse, N.Y.)
	W 63-53	St. Bonaventure (Syracuse, N.Y.)
	W 72-63	Eastern Michigan (Syracuse, N.Y.)
	L 71-68 (ot)	Toledo (Toledo, Ohio)

2009-10 (7-5)

Marquette	W 85-56	Eastern Illinois (First Round, Milwaukee, Wis.)
	L 74-72 (ot)	Illinois (Second Round, Champaign, Ill.)
Pittsburgh	L 70-58	Toledo (First Round, Toledo, Ohio)
Providence	W 64-58	Boston University (First Round, Boston, Mass.)
	W 76-61	Old Dominion (Second Round, Providence, R.I.)
	W 77-64	Maryland (Third Round, College Park, Md.)
	L 73-65	Miami (Quarterfinal Round, Providence, R.I.)
USF	L 61-54	Florida (First Round, Gainesville, Fla.)
Syracuse	W 87-68	Harvard (First Round, Syracuse, N.Y.)
	W 69-55	Richmond (Second Round, Syracuse, N.Y.)
	W 74-59	VCU (Third Round, Syracuse, N.Y.)
	L 78-52	Michigan (Quarterfinal Round, Ann Arbor, Mich.)

2008-09 (13-5)

Georgetown	W 73-45	Wintrop (First Round, Washington, D.C.)
	W 72-61	Wake Forest (Second Round, Winston-Salem, N.C.)
	W 65-49	Richmond (Third Round, Washington, D.C.)
	L 65-56	Boston College (Fourth Round, Chestnut Hill, Mass.)
Marquette	W 58-49	Butler (Second Round, Milwaukee, Wis.)
	L 51-50	Illinois State (Third Round, Normal, Ill.)
St. John's	W 83-60	Harvard (First Round, Queens, N.Y.)
	W 70-59	Hartford (Second Round, West Hartford, Conn.)
	L 68-64	Boston College (Third Round, Queens, N.Y.)
USF	W 88-81 (ot)	Florida Gulf Coast (Second Round, Tampa, Fla.)
	W 74-57	Mississippi (Third Round, Tampa, Fla.)
	W 80-66	St. Bonaventure (Fourth Round, Olean, N.Y.)
	W 82-65	Boston College (Semifinals, Chestnut Hill, Mass.)
	W 75-71	Kansas (National Championship, Lawrence, Kan.)
Syracuse	W 90-65	Canisius (First Round, Syracuse, N.Y.)
	L 72-69	Bowling Green (Second Round, Bowling Green, Ohio)
West Virginia	W 70-40	Coppin State (First Round, Morgantown, W.Va.)
	L 68-63	St. Bonaventure (Second Round, Olean, N.Y.)

2007-08 (9-3)

Marquette	W 75-69	Creighton (Second Round, Milwaukee, Wis.)
	W 72-64	Illinois (Third Round, Milwaukee, Wis.)
	W 69-64	Kentucky (Fourth Round, Lexington, Ky.)
	W 86-72	Colorado (Semifinals, Boulder, Colo.)
	W 81-66	Michigan State (National Championship, East Lansing, Mich.)
St. John's	W 65-59	Iona (Second Round, Queens, N.Y.)
	W 65-56	Boston College (Third Round, Queens, N.Y.)
	L 63-61	NC State (Fourth Round, Raleigh, N.C.)
USF	L 67-65	Florida Gulf Coast (First Round, Fort Meyers, Fla.)
Villanova	W 53-52	American (First Round, Villanova, Pa.)
	W 60-54	Wisconsin (Second Round, Madison, Wis.)
	L 64-58	Colorado (Third Round, Boulder, Colo.)

2006-07 (2-2)

Seton Hall	W 60-39	Dartmouth (First Round, South Orange, N.J.)
	L 64-52	Hofstra (Second Round, Hempstead, N.Y.)
USF	W 66-49	Coppin State (Second Round, Tampa, Fla.)
	L 73-71	Virginia (Third Round, Charlottesville, Va.)

2005-06 (9-4)

Cincinnati	L 81-75 (ot)	Florida International (First Round, Miami, Fla.)
Marquette	W 64-44	Illinois (Second Round, Milwaukee, Wis.)
	W 68-63	Iowa State (Third Round, Ames, Iowa)
	W 57-54	Indiana (Fourth Round, Milwaukee, Wis.)
	W 77-64	Pittsburgh (Semifinals, Milwaukee, Wis.)
	L 77-65	Kansas State (Final, Manhattan, Kan.)
Pittsburgh	W 64-57	Delaware (Second Round, Pittsburgh, Pa.)
	W 85-76	Mississippi (Third Round, Pittsburgh, Pa.)
	W 68-56	Virginia (Fourth Round, Pittsburgh, Pa.)
	L 77-64	Marquette (Semifinals, Milwaukee, Wis.)
Villanova	W 71-44	Hofstra (Second Round, Villanova, Pa.)
	W 59-47	Xavier (Third Round, Villanova, Pa.)
	L 94-81	Western Kentucky (Fourth Round, Villanova, Pa.)

2004-05 (6-5)

Marquette	L 66-57	Nebraska (First Round, Milwaukee, Wis.)
St. John's	W 48-42	Delaware (First Round, Newark, Del.)
	L 68-63	West Virginia (Second Round, Morgantown, W.Va.)
USF	W 61-56	Florida (First Round, Tampa, Fla.)
	L 78-63	Wake Forest (Second Round, Winston-Salem, N.C.)
Villanova	L 50-40	Chattanooga (First Round, Chattanooga, Tenn.)
West Virginia	W 74-59	Maine (First Round, Morgantown, W.Va.)
	W 68-63	St. John's (Second Round, Morgantown, W.Va.)
	W 65-52	Wake Forest (Third Round, Morgantown, W.Va.)
	L 80-75 (2ot)	Kentucky (Semifinals, Lexington, Ky.)
	L 78-70	Southwest Missouri State (National Final, Springfield, Mo.)

2003-04 (1-1)

Seton Hall	W 61-56	George Mason (First Round, South Orange, N.J.)
	L 68-61 (ot)	Saint Joseph's (Second Round, Philadelphia, Pa.)

2002-03 (0-2)

Georgetown	L 79-65	Richmond (First Round, Richmond, Va.)
Seton Hall	L 66-58	Siena (First Round, Loudonville, N.Y.)

2001-02 (4-2)

Miami	W 71-64	Georgia Tech (First Round, Atlanta, Ga.)
	L 83-76	Houston (Second Round, Houston, Texas)
Virginia Tech	W 51-45	UNC-Greensboro (First Round, Greensboro, N.C.)
	W 68-52	George Washington (Second Round, Blacksburg, Va.)
	W 76-48	Vermont (Third Round, Blacksburg, Va.)
	L 77-72 (ot)	Houston (Semifinals, Blacksburg, Va.)

2000-01 (1-1)

Georgetown	W 60-56	George Mason (First Round, Fairfax, Va.)
	L 78-74	James Madison (Second Round, Harrisonburg, Va.)

1999-00 (0-3)

Georgetown	L 63-46	Maryland (First Round, Washington, D.C.)
Pittsburgh	L 76-60	Cincinnati (First Round, Pittsburgh, Pa.)
Villanova	L 74-62	Michigan State (First Round, Villanova, Pa.)

1998-99 (0-2)

Georgetown	L 86-73	Siena (First Round, Washington, D.C.)
Miami	L 65-58	Rice (First Round, Miami, Fla.)

1997-98 (0-1)

Villanova	L 68-61	Penn State (First Round, Villanova, Pa.)
-----------	---------	--



Marquette - 2008 WNIT Champions

BIG EAST Players in the WNBA

Player	School	Current Team	Drafted/Team	Round/Pick	Player	School	Current Team	Drafted/Team	Round/Pick
Svetlana Abrosimova	Connecticut (1997-01)		2001/Minnesota	1st/7th	Jessica Moore	Connecticut (2000-05)		2005/Charlotte	2nd/24th
Matee Ajavon	Rutgers (2004-08)	Atlanta	2008/Houston	1st/5th	Maya Moore	Connecticut (2007-11)	Minnesota	2011/Minnesota	1st/1st
Kayla Alexander	Syracuse (2009-13)	San Antonio	2013/San Antonio	1st/8th	Beth (Morgan) Cunningham	Notre Dame (1993-97)		1997/Philadelphia#	2nd/8th
Charel Allen	Notre Dame (2003-08)		2008/Sacramento	3rd/43rd	Chelsea Newton	Rutgers (2001-05)		2005/Sacramento	2nd/22nd
Leigh Aziz	Syracuse (1998-01)		2003/Indiana	Free Agent	Natalie Novosel	Notre Dame (2008-12)		2012/Washington	1st/8th
Jacqueline Batteast	Notre Dame (2001-05)		2005/Minnesota	2nd/17th	Yolanda Paige	West Virginia (2001-05)		2005/Indiana	2nd/16th
Ashley Battle	Connecticut (2001-05)		2005/Seattle	2nd/25th	Devereaux Peters	Notre Dame (2007-12)	Indiana	2012/Minnesota	1st/3rd
Candyce Bingham	Louisville (2005-09)		2009/San Antonio	3rd/39th	Cappie Pondexter	Rutgers (2002-06)	Chicago	2006/Phoenix	1st/2nd
Sue Bird	Connecticut (1998-02)	Seattle	2002/Seattle	1st/1st	Tasha Pointer	Rutgers (1997-01)		2001/Portland	4th/4th
Octavia Blue	Miami (1994-98)		1998/Los Angeles	2nd/15th	Epiphany Prince	Rutgers (2006-09)	New York	2010/Chicago	1st/4th
Cal Bouchard	Boston College (1996-00)		2000/Detroit	4th/12th	Allie Quigley	DePaul (2004-08)	Chicago	2008/Seattle	2nd/22nd
Rebekkah Brunson	Georgetown (2000-04)	Minnesota	2004/Sacramento	1st/10th	Texlin Quinney	Seton Hall (1992-96)		2000/Indiana	Assigned
Kate Bulger	West Virginia (2000-04)		2004/Minnesota	3rd/38th	Shea Ralph	Connecticut (1996-01)		2001/Utah	3rd/8th
Michelle Campbell	Rutgers (2002-06)		2006/Washington	Free Agent	Beth Record	Syracuse (1997-01)		2001/Los Angeles	1st/15th
Essence Carson	Rutgers (2004-08)	Los Angeles	2008/New York	1st/7th	Shakena Richardson	Seton Hall (2016)		2016/Dallas	3rd/6th
Swin Cash	Connecticut (1998-02)	New York	2002/Detroit	1st/2nd	Rebecca Richman	Rutgers (2001-05)		2005/New York	3rd/36th
Tina Charles	Connecticut (2006-10)	New York	2010/Connecticut	1st/1st	Ruth Riley	Notre Dame (1997-01)		2001/Miami	Regional pick
Felicia Chester	DePaul (2007-11)		2011/New York	2nd/14th	Jennifer Rizzotti	Connecticut (1992-96)		1996/New England#	Regional pick
Willnett Crockett	Connecticut (2002-06)		2006/Los Angeles	2nd/8th	Angel Robinson	Marquette (2007-11)		2011/New York	2nd/22nd
Davalyn Cunningham	Rutgers (1998-02)		2002/Orlando	2nd/23rd	Sugar Rodgers	Georgetown (2009-13)	New York	2013/Minnesota	2nd/2nd
Skylar Diggins	Notre Dame (2009-13)	Dallas	2013/Tulsa	1st/3rd	Jenna Rubino	DePaul (2003-07)		2007/Chicago	3rd/1st
Megan Duffy	Notre Dame (2002-06)		2006/Minnesota	3rd/3rd	Khadijah Rushdan	Rutgers (2008-12)		2012/Los Angeles	1st/15th
Jessica Dickson	USF (2003-07)		2007/Sacramento	2nd/21st	Nykesha Sales	Connecticut (1994-98)		1998/Orlando	Assigned
Kelly Faris	Connecticut (2009-13)	Connecticut	2013/Connecticut	1st/11th	Olayinka Sanni	West Virginia (2004-08)		2008/Detroit	2nd/18th
Katryna Gaither	Notre Dame (1999-97)		1997/Seattle#	3rd/4th	Paige Sauer	Connecticut (1996-00)		2000/Los Angeles	2nd/15th
Usha Gilmore	Rutgers (1996-00)		2000/Indiana	3rd/10th	Kelly Schumacher	Connecticut (1997-01)		2001/Indiana	1st/14th
Danaejah Grant	St. John's (2016)		2016/Washington	3rd/7th	Kelley Siemon	Notre Dame (1997-01)		2001/Los Angeles	3rd/16th
Kalana Greene	Connecticut (2005-10)		2010/New York	2nd/13th	Andrea Smith	USF (2010-13)		2013/Connecticut	3rd/11th
Keisha Hampton	DePaul (2008-12)		2012/Seattle	2nd/22nd	Khara Smith	DePaul (2002-06)		2006/San Antonio	3rd/2nd
Aliyyah Handford	St. John's (2016)		2016/Connecticut	3rd/3rd	Shenneika Smith	St. John's (2009-13)		2013/New York	3rd/1st Katie
Ericka Haney	Notre Dame (1998-02)		2002/Detroit	3rd/47th	Smrcka-Duffy	Georgetown (1998-01)		2001/Sacramento	4th/14th
Tiffany Hayes	Connecticut (2008-12)	Atlanta	2012/Atlanta	1st/14th	Shawnetta Stewart	Rutgers (1997-00)		2000/Orlando	3rd/4th
Kym Hope	Miami (1995-99)		2000/Orlando	Assigned	Ann Strother	Connecticut (2002-06)		2006/Phoenix	2nd/1st
Charde Houston	Connecticut (2004-08)		2008/Minnesota	3rd/30th	Tammy Sutton-Brown	Rutgers (1997-01)		2001/Charlotte	2nd/2nd
Brittany Hrynko	DePaul (2012-15)		2015/Connecticut	2nd/19th	Ketia Swanier	Connecticut (2004-08)		2008/Connecticut	1st/12th
Niele Ivey	Notre Dame (1996-01)		2001/Indiana	2nd/3rd	April Sykes	Rutgers (2008-12)		2012/Los Angeles	2nd/28th
Amber Jacobs	Boston College (2000-04)		2004/Minnesota	3rd/33rd	Diana Taurasi	Connecticut (2000-04)	Phoenix	2004/Phoenix	1st/1st
Asjha Jones	Connecticut (1998-02)		2002/Washington	1st/4th	Barbara Turner	Connecticut (2002-06)		2006/Seattle	1st/11th
Trish Juhline	Villanova (1999-03)		2003/Washington	3rd/21st	Kia Vaughn	Rutgers (2005-09)	Washington	2009/New York	1st/8th
Rashidat Junaid	Rutgers (2006-10)		2010/Los Angeles	3rd/32nd	Rita Williams	Connecticut (1995-98)		1998/Washington	2nd/3rd
Ieva Kublina	Virginia Tech (2000-04)		2004/Indiana	3rd/31st	Tamika (Williams) Raymond	Connecticut (1998-02)		2002/Minnesota	1st/6th
Yelena Leuchanka	West Virginia (2004-06)		2007/Washington	Free Agent	Tere Williams	Virginia Tech (1997-01)		2001/Phoenix	3rd/13th
Rebecca Lobo	Connecticut (1991-95)		1997/New York	Regional pick	Kara Wolters	Connecticut (1993-97)		1997/New England#	Regional Pick
Nadine Malcolm	Providence (1993-97)		1998/Seattle#	3rd/3rd	Dana Wynne	Seton Hall (1993-97)		1997/Colorado#	3rd/19th
Angel McCoughtry	Louisville (2005-09)	Atlanta	2009/Atlanta	1st/1st	Shavonte Zellous	Pittsburgh (2005-09)	New York	2009/Detroit	1st/11th
Nadiah McKeith	St. John's (2009-13)		2013/Washington	2nd/5th					
Renee Montgomery	Connecticut (2005-09)	Minnesota	2009/Minnesota	1st/4th					

- originally drafted in ABL




St. John's all-time scoring leader Aliyyah Handford was the third section of the third round of the Connecticut Sun in the 2016 WNBA Draft



Georgetown's Sugar Rodgers has spent the last three seasons with the New York Liberty



St. John's Danaejah Grant was the No. 31 overall pick by the Washington Mystics as the BIG EAST totaled three picks in the 2016 WNBA Draft



Seton Hall's Shakena Richardson was the No. 30 overall pick by the Dallas Wings in the 2016 WNBA Draft



Georgetown's Rebekkah Brunson won a WNBA Championship with Minnesota in 2011



DePaul's Allie Quigley was named the 2014 and 2015 WNBA Sixth Woman of the Year

BIG EAST Players in the Olympics

USA Basketball National Team Head Coach

Geno Auriemma, Connecticut - 2009-current

U.S. Olympic Team

Sue Bird, Connecticut, 2016 (Gold Medal)
 Tina Charles, Connecticut, 2016 (Gold Medal)
 Angel McCoughtry, Louisville, 2016 (Gold Medal)
 Maya Moore, Connecticut, 2016 (Gold Medal)
 Diana Taurasi, Connecticut, 2016 (Gold Medal)
 Doug Bruno, DePaul, 2016, assistant coach (Gold Medal)
 Geno Auriemma, Conn., 2016, head coach (Gold Medal)
 Sue Bird, Connecticut, 2012 (Gold Medal)
 Swin Cash, Connecticut, 2012 (Gold Medal)
 Tina Charles, Connecticut, 2012 (Gold Medal)
 Asjha Jones, Connecticut, 2012 (Gold Medal)
 Angel McCoughtry, Louisville, 2012 (Gold Medal)
 Maya Moore, Connecticut, 2012 (Gold Medal)
 Diana Taurasi, Connecticut, 2012 (Gold Medal)
 Sue Bird, Connecticut, 2008 (Gold Medal)
 Diana Taurasi, Connecticut, 2008 (Gold Medal)
 Cappie Pondexter, Rutgers, 2008 (Gold Medal)
 Sue Bird, Connecticut, 2004 (Gold Medal)
 Swin Cash, Connecticut, 2004 (Gold Medal)
 Ruth Riley, Notre Dame, 2004 (Gold Medal)
 Diana Taurasi, Connecticut, 2004 (Gold Medal)
 Kara Wolters, Connecticut, 2000 (Gold Medal)
 Rebecca Lobo, Connecticut, 1996 (Gold Medal)
 Kara Wolters, Connecticut, 1996 (alternate)
 Geno Auriemma, Conn., 2012, head coach (Gold Medal)
 Doug Bruno, DePaul, 2012, assistant coach (Gold Medal)
 C. Vivian Stringer, Rutgers, 2004, asst. coach (Gold Medal)
 Geno Auriemma, Conn., 2000, assistant coach (Gold Medal)

USA Basketball Senior National Team

Sue Bird, Connecticut, 2007-12
 Rebekkah Brunson, Georgetown, 2007-08
 Swin Cash, Connecticut, 2007-12
 Tina Charles, Connecticut, 2010-
 Asjha Jones, Connecticut, 2007-12
 Angel McCoughtry, Louisville, 2011-

Maya Moore, Connecticut, 2011-
 Cappie Pondexter, Rutgers, 2007-12
 Diana Taurasi, Connecticut, 2007-12
 Kara Wolters, Connecticut, 1999-00
 Rebecca Lobo, Connecticut, 1995-96

USA Basketball World Championship Team

Sue Bird, Connecticut, 2014 (Gold Medal)
 Maya Moore, Connecticut, 2014 (Gold Medal)
 Angel McCoughtry, Louisville, 2014 (Gold Medal)
 Diana Taurasi, Connecticut, 2014 (Gold Medal)
 Tina Charles, Connecticut, 2014 (Gold Medal)
 Doug Bruno, DePaul, 2014, assistant coach (Gold Medal)
 Swin Cash, Connecticut, 2010
 Tina Charles, Connecticut, 2010
 Asjha Jones, Connecticut, 2010
 Angel McCoughtry, Louisville, 2010
 Maya Moore, Connecticut, 2010
 Diana Taurasi, Connecticut, 2010
 Sue Bird, Connecticut, 2006 (Bronze Medal)
 Diana Taurasi, Connecticut, 2006 (Bronze Medal)
 Cappie Pondexter, Connecticut, 2006 (Alternate)
 Sue Bird, Connecticut, 2002 (Gold Medal)
 Kara Wolters, Connecticut, 1998 (Gold Medal)
 Kara Wolters, Connecticut, 1994 (Bronze Medal)
 Marianna Freeman, Syracuse, 2002, asst. coach (Gold Medal)
 Doug Bruno, DePaul, 2010, assistant coach

USA Basketball Olympic Qualifying Team

Sue Bird, Connecticut, 2011 (Gold Medal)
 Swin Cash, Connecticut, 2011 (Gold Medal)
 Tina Charles, Connecticut, 2011 (Gold Medal)
 Asjha Jones, Connecticut, 2011 (Gold Medal)
 Angel McCoughtry, Louisville, 2011 (Gold Medal)
 Maya Moore, Connecticut, 2011 (Gold Medal)
 Diana Taurasi, Connecticut, 2011 (Gold Medal)
 Sue Bird, Connecticut, 2007 (Gold Medal)
 Rebekkah Brunson, Georgetown, 2007 (Gold Medal)
 Swin Cash, Connecticut, 2007 (Gold Medal)
 Cappie Pondexter, Rutgers, 2007 (Gold Medal)
 Diana Taurasi, Connecticut, 2007 (Gold Medal)

USA Basketball World Champion Qualifying

Katryna Gaiher, Notre Dame, 1997 (Silver Medal)
 Beth Morgan, Notre Dame, 1997 (Silver Medal)

Canadian Olympic Team

Katherine Plouffe, Marquette, 2014

Team Canada World Championship Team

Katherine Plouffe, Marquette, 2016

USA Basketball Women's Select Team

Ruth Riley, Notre Dame, 1998
 Beth Morgan, Notre Dame, 1996

USA World University Games Teams

Bria Hartley, Connecticut, 2013 (Gold Medal)
 Kaleena Mosqueda-Lewis, 2013 (Gold Medal)
 Skylar Diggins, Notre Dame, 2011 (Gold Medal)
 Keisha Hampton, DePaul, 2011 (Gold Medal)
 Natalie Novosel, Notre Dame, 2011 (Gold Medal)
 Devereaux Peters, Notre Dame, 2011 (Gold Medal)
 Tina Charles, Connecticut, 2009 (Gold Medal)
 Tiffany Hayes, Connecticut, 2009 (Gold Medal)
 Maya Moore, Connecticut, 2009 (Gold Medal)
 Cappie Pondexter, Rutgers, 2005 (Gold Medal)
 Megan Duffy, Notre Dame, 2005 (Gold Medal)
 Ruth Riley, Notre Dame, 1999 (Silver Medal)
 Beth Morgan, Notre Dame, 1997 (Gold Medal)
 Nykeshia Sales, Connecticut, 1997 (Gold Medal)
 Kara Wolters, Connecticut, 1997 (Gold Medal)
 Kara Wolters, Connecticut, 1995 (Silver Medal)
 Kerry Bascom, Connecticut, 1991 (Gold Medal)
 Terri Williams-Flournoy, Georgetown, 2011, assistant coach (Gold Medal)

U.S. Junior National Team

Tracy Lis, Providence, 1990
 Rebecca Lobo, Connecticut, 1991

USA Pan Am Games Teams

Breanna Stewart, Connecticut, 2011
 April Sykes, Rutgers, 2011
 Matee Ajavon, Rutgers, 2007 (Gold Medal)
 Charde Houston, Connecticut, 2007 (Gold Medal)
 Angel McCoughtry, Louisville, 2007 (Gold Medal)
 Mel Thomas, Connecticut, 2007 (Gold Medal)
 Rebekkah Brunson, Georgetown, 2003 (Silver Medal)
 Ann Strother, Connecticut, 2003 (Silver Medal)
 Barbara Turner, Connecticut, 2003 (Silver Medal)
 Beth Cunningham, Notre Dame, 1999 (Bronze Medal)
 Katryna Gaiher, Notre Dame, 1999 (Bronze Medal)
 Dana Wynne, Seton Hall, 1999 (Bronze Medal)

USA R. William Jones Cup Team

Sue Bird, Connecticut, 2000 (Gold Medal)
 Shea Ralph, Connecticut, 2000 (Gold Medal)
 Kelly Schumacher, Connecticut, 2000 (Gold Medal)
 Paige Sauer, Connecticut, 1997 (Silver Medal)
 Jennifer Rizzotti, Connecticut, 1996 (Gold Medal)
 Nykeshia Sales, Connecticut, 1996 (Gold Medal)
 Kara Wolters, Connecticut, 1996 (Gold Medal)
 Nykeshia Sales, Connecticut, 1995 (Bronze Medal)
 Nykeshia Sales, Connecticut, 1994 (Gold Medal)

FIBA U21 World Championship (Formerly the World Championship For Young Women)

Essence Carson, Rutgers, 2007 (Gold Medal)
 Kia Vaughn, Rutgers, 2007 (Gold Medal)
 Cappie Pondexter, Rutgers, 2003 (Gold Medal)

FIBA Americas U20 Championship (Formerly the World Championship for Young Women Qualifying Tournament)

Essence Carson, Rutgers, 2006 (Gold Medal)
 Renee Montgomery, Connecticut, 2006 (Gold Medal)
 Kia Vaughn, Rutgers, 2006 (Gold Medal)
 Cappie Pondexter, Rutgers, 2002 (Gold Medal)

FIBA U19 World Championship (Formerly the FIBA Junior World Championship)

Stefanie Dolson, Connecticut, 2011 (Gold Medal)
 Bria Hartley, Connecticut, 2011 (Gold Medal)
 Kaleena Mosqueda-Lewis, Connecticut, 2011 (Gold Medal)
 Breanna Stewart, Connecticut, 2011 (Gold Medal)
 Morgan Tuck, Connecticut, 2011 (Gold Medal)
 Skylar Diggins, Notre Dame, 2009 (Gold Medal)
 Melissa Lechthner, Notre Dame, 2007 (Gold Medal)
 Maya Moore, Connecticut, 2007 (Gold Medal)
 Beth Cunningham, Notre Dame, 1999 (Bronze Medal)
 Jessica Moore, Connecticut, 2001 (Bronze Medal)
 Diana Taurasi, Connecticut, 2001 (Bronze Medal)
 Essence Carson, Rutgers, 2001 (Bronze Medal)
 Rebecca Lobo, Connecticut, 1993 (7th Place)

Doug Bruno, DePaul, 2007, head coach (Gold Medal)
 Geno Auriemma, Conn., 2001, head coach (Bronze Medal)
 Marianna Freeman, Syracuse, 1997, asst. coach (Gold Medal)

FIBA Americas U18 Championship Team (Formerly Jr. World Championship Qualifying)

Moniah Jefferson, Connecticut, 2012 (Gold Medal)
 Michaela Mabrey, Notre Dame, 2012 (Gold Medal)
 Breanna Stewart, Connecticut, 2012 (Gold Medal)

FIBA U21 World Championship (Formerly the World Championship For Young Women)

Morgan Tuck, Connecticut, 2012 (Gold Medal)
 Tina Charles, Connecticut, 2006 (Gold Medal)
 Charde Houston, Connecticut, 2006 (Gold Medal)
 Essence Carson, Rutgers, 2004 (Gold Medal)
 Ashley Battle, Connecticut, 2000 (Gold Medal)
 Cappie Pondexter, Rutgers, 2000 (Gold Medal)
 Diana Taurasi, Connecticut, 2000 (Gold Medal)
 Stacy Hansmeyer, Connecticut, 1996 (Silver Medal)
 Rebecca Lobo, Connecticut, 1992 (Silver Medal)

Terri Mitchell, Marquette, 2008, assistant coach (Gold Medal)
 Doug Bruno, DePaul, 2006, head coach (Gold Medal)
 Geno Auriemma, Conn., 2000, head coach (Gold Medal)
 Marianna Freeman, Syracuse, 1996, asst. coach (Silver Medal)

FIBA 3x3 World Championship

Skylar Diggins, Notre Dame, 2012 (Gold Medal)
 Bria Hartley, Connecticut, 2012 (Gold Medal)
 Ann Strother, Connecticut, 2012 (Gold Medal)



DePaul head coach Doug Bruno was once again on the Team USA staff as an assistant coach as the Red, White & Blue captured Gold in Rio in the 2016 Olympic Summer Games



Marquette's Katherine Plouffe played for Team Canada at the 2016 Rio Olympics

Transition Game Inaugural Weekend



The inaugural BIG EAST Women's Basketball Transition Game took place Sept. 17-18 in Midtown Manhattan. Student-athletes from across the conference's 10 member schools enjoyed an interactive educational and professional development weekend, which included Q&A sessions with such industry leaders as Doris Burke, the New York Liberty's Katie Smith and Teresa Weatherspoon, and etiquette and branding specialist DeNita Turner.



“ Our inaugural Transition Game program provided inspiring speakers, useful information and great energy. We hope our student-athletes will draw on the tips, tools and messages our experts offered as they begin to plan for life in the real world. ”

BIG EAST Commissioner Val Ackerman

“ I hope that these women understand the message that everyone seemed to send that regardless of what your field of endeavor is, hard work is going to get you there. ”

Doris Burke, Providence College Alum, ESPN/ABC Analyst



“ What a great, great event this has been. We've had some wonderful role models in to speak to them. ”

Kathleen Meehan, St. John's, Interim Athletics Director



“ To have representation in the work field after college basketball is really necessary for all of us as athletes. ”

DePaul Senior Jessica January

“ At this event we learned some valuable tools, steps and initiatives towards professional development, as well as made some great contacts that will benefit us in the future. ”

Villanova Junior Alex Louin



“ It was a great experience, seeing some of the women who have achieved such success in their respective fields and giving us advice on their journeys. To speak with [Providence graduate] Doris Burke, she gave us a lot of great advice on different things that she's been through – especially to keep pushing, you'll have a lot of obstacles, you just have to overcome and stick with it if it's something you love. ”

Providence Senior Sarah Beal



BIG EAST Media Day

MADISON SQUARE GARDEN.
THE WORLD'S MOST FAMOUS ARENA

BIG EAST Media Day returned to Madison Square Garden for the third consecutive year in 2016. The BIG EAST will once again host its annual Men's and Women's Basketball Media Day at The World's Most Famous Arena on October 11, 2016.



BIG EAST BASKETBALL MEDIA DAY • OCTOBER 11, 2016



www.bigeast.com