

EAST CONFERENCE



Butler
Bulldogs



Creighton
Bluejays



DePaul
Blue Demons



Georgetown
Hoyas



Marquette
Golden Eagles



Providence
Friars



St. John's
Red Storm



Seton Hall
Pirates



Villanova
Wildcats



Xavier
Musketeers

THE BIG EAST CONFERENCE

1980's



1990's



2000's



2010's



Table of Contents

PRIMARY BIG EAST WOMEN'S BASKETBALL CONTACTS

Butler

Kit Stetzel
Hinkle Fieldhouse
Assistant Sports Information Director
510 W. 49th Street
Indianapolis, IN 46208
Office: (317) 940-9994
Cell Phone: (317) 828-9312
Email: cbstetze@butler.edu
Press Row Phone: (317) 940-9817

Creighton

Glen Sisk
Assistant Director/Athletic Communications
2500 California Plaza
Omaha, NE 68178
Office: (402) 280-2433
Cell Phone: (402) 515-7528
Email: glensisk@creighton.edu
Press Row Phone: (402) 280-5724

DePaul

Alicia Pope
Assistant Director of Athletics
Communications
2523 N. Sheffield Ave., Suite 220
Chicago, IL 60614
Phone: (773) 325-4740
Fax: (773) 325-7531
Cell Phone: (815) 325-2659
Email: apope8@depaul.edu
Press Row Phone: 773-325-4901

Georgetown

Barbara Barnes
Associate Sports Information Director
McDonough Arena
3700 O Street, NW
Washington, DC 20057
Office: (202) 687-7155
Cell Phone: (703) 716-7760
Email: bj57@georgetown.edu
Press Row Phone: 202-687-1581

Marquette

Megan O'Shea
Assistant Director of Media Relations
Al McGuire Center
770 North 12th Street
Milwaukee, WI 53233
Phone: (414) 288-7419
Fax: (414) 288-6519
Personal: (812) 369-0311
Email: megan.oshea@marquette.edu
Press Row Phone: 414-288-0340

Providence

Jen Ryneason
Sports Information Director
Alumni Hall/Mullaney Gym
1 Cunningham Square
Providence, RI 02918
Office: (401) 865-2208
Fax: (401) 865-2583
Cell Phone: (401) 575-7370
Email: jryneason@providence.edu
Press Row Phone: 401-865-2810

St. John's

Andrew O'Connell
Assistant Director of Athletics
Communications
St. John's University
8000 Utopia Parkway
157 Carnececa Arena
Queens, NY 11439
Office: (718) 990-1522
Cell Phone: (516) 581-3229
Email: oconnela@stjohns.edu
Press Row Phone (CA): (718) 990-5713
Press Row Phone (MSG): (212) 631-8890

Seton Hall

Vincent Novicki
Associate Director of Athletics
Communications
400 South Orange Avenue
South Orange, NJ 07079
Office: (973) 761-9493
Cell Phone: (908) 902-1621
Email: vincent.novicki@shu.edu
Press Row Phone: (973) 761-1816

Villanova

Dean Kenefick
Associate Athletic Director/Communications
The Pavilion
Villanova, PA 19085
Office: (610) 519-6514
Cell Phone: (610) 308-4395
Email: dean.kenefick@villanova.edu
Press Row Phone: 610-519-7290

Xavier

Greg Lautzenheiser
Assistant Director of Athletic
Communications
3800 Victory Blvd.
Cincinnati, OH 45207
Office: (513) 745-3961
Cell Phone: (419) 605-8512
Email: lautzenheiser@xavier.edu

CONTENTS

2014-15 Notebook	2-7
2015 NCAA Championship Dates/Sites	8
2015 BIG EAST Championship Bracket	8
2014-15 Television Schedule	9
2014-15 Composite Schedule	10-11
BIG EAST Conference Bio	12-13
Commissioner Val Ackerman	13
BIG EAST Digital Network (BEDN)	14

MEET THE TEAMS

Butler	16-19
Creighton	20-23
DePaul	24-27
Georgetown	28-31
Marquette	32-35
Providence	36-39
St. John's	40-43
Seton Hall	44-47
Villanova	48-51
Xavier	52-55
All-Time Coaches' Records	56

2013-14 REVIEW

Final Standings & Postseason Information	58-59
Statistical Leaders	62-65

HISTORY

Regular-Season Records	68-69
All-Time Standings	70-73
BIG EAST Career Leaders	74-76
Annual Individual Stat Leaders	77-78
Annual Team Stat Leaders	79-80
Honor Roll	81-83
Weekly Honors	84-87
Year-by-Year Champions	88
All-Time All-Conference	89-92
BIG EAST Championship Results	93-95
BIG EAST in the NCAA Championship	96-100
BIG EAST in the WNIT	101
BIG EAST Players in the WNBA	102
BIG EAST Players in the Olympics	103
BIG EAST Chalk Talk	104

CREDITS

The 2014-15 BIG EAST Women's Basketball Media Guide was written and edited by Pamela Flenke. Editorial assistance provided by John Paquette.

PHOTO CREDITS

School media relations contacts/WNBA Photos/ USA Basketball/NBAE/FIBA/ Getty Images: Andrew D. Bernstein, Nathaniel S. Butler, Jim Rogash and Steve Woltmann.

Special thanks to the school media relations offices for their valuable assistance and cooperation.

The BIG EAST Conference

655 Third Avenue
New York, NY 10017
Conference Office Number: 969-663-3444
Communications Number: 969-663-3437

BIG EAST Staff (Emails - FirstInitialLastName@bigeast.com)

Commissioner..... Val Ackerman
Chief Marketing Officer Ann Wells Crandall
Senior Associate Commissioner, Administration and NCAA Relations Joe D'Antonio
Senior Associate Commissioner, Broadcasting Rick Gentile
Senior Associate Commissioner, Men's Basketball Stu Jackson
Associate Commissioner, Compliance and Governance Jennifer Condaras
Associate Commissioner, Women's Basketball Amber Cox
Associate Commissioner, Sports Media Relations John Paquette
Associate Commissioner, Olympic Sports Chris Schneider
Business Officer Kevin Flanagan

Assistant Commissioner, Men's Basketball Operations Shawn Murphy
Assistant Commissioner, Women's Sports Media Relations Pamela Flenke
Assistant Director, Olympic Sports Media Relations James Greene
Director of Championships Tania Kennedy
Director of Operations Briana Weiss
Manager, Digital Media Brad Zak
Executive Assistant Genelia Santanelli
Senior Advisor Tom Jemstedt
Supervisor of Officials, Men's Basketball John Cahill
Supervisor of Officials, Women's Basketball Debbie Williamson



DePaul Is Unanimous Pick To Repeat As BIG EAST Champions

Coming off a trip to the NCAA Tournament's Sweet 16, DePaul was unanimously selected to repeat as BIG EAST champions based on the 2014-15 BIG EAST Preseason Coaches' Poll. The reigning tournament and regular-season league champs, who return four starters from that squad, collected all nine available first-place votes for a total of 81 points.



Head coach Doug Bruno led the Blue Demons to their third trip to the Sweet 16 and finished the season ranked No. 16 in the USA Today Coaches' Poll and No. 23 in the final Associated Press poll.

Head coach Doug Bruno led the Blue Demons to their third trip to the Sweet 16 and finished the season ranked No. 16 in the USA Today Coaches' Poll and No. 23 in the final Associated Press poll. DePaul set program standards for points, field goals, three-pointers and assists while tying the team standard for wins with a 29-7 record, including 15-3 in BIG EAST play.

DePaul loses just one significant contributor from last season's squad and welcomes back 11 letterwinners, including All-America Honorable Mention senior guard Brittany Hrynko, a BIG EAST Player of the Year contender, and Megan Rogowski, the conference's most accurate three-point shooter. Bruno, who served another stint as a Team USA assistant coach at the FIBA World Championships this past fall, welcomes a talented group of newcomers headlined by McDonald's All-American forward Mart'e Grays.

St. John's, which finished runner-up in the BIG EAST a season ago, advanced to the second round of the NCAA Tournament after earning an at-large bid. The Red Storm earned 73 points in the preseason coaches' poll and the remaining first-place vote to come in second. Head coach Joe Tartamella will aim for a sixth consecutive trip the NCAAs this year when he welcomes back a pair of starters from the team that went 23-11 last year, including 13-5 in conference play. Junior guard Aliyyah Handford highlights the group of seven returning letterwinners after claiming All-America Honorable Mention accolades in '13-14.



Villanova claimed third place in the coaches' poll with 60 points. The Wildcats secured their second consecutive 20-win season with a 23-9 mark along with a third-place finish in BIG EAST play with a 12-6 record in '13-14. VU earned a WNIT berth and claimed a pair of in-season tournaments with the help of BIG EAST Sixth Man of the Year Caroline Coyer, who returns to



the lineup this season. Head coach Harry Perretta's methodical offense led the nation in fewest turnovers per game (8.8) as well as assist-turnover ratio (1.89) a season ago.

In its second season of BIG EAST play, Creighton was picked to finish fourth with 55 points. Head coach Jim Flanery welcomes back reigning BIG EAST Player of the Year Marissa Janning, whose conference-best 17.6 points per game led CU to a 20-14 record, including 12-6 in league play. The Bluejays, who finished in a tie for third place last season in the conference standings, earned a WNIT invite and return three starters, including Janning, from that squad.

Seton Hall is nipping at Creighton's heels with 51 points for fifth place. In head coach Tony Bozzella's first season at the helm, the Pirates reached the 20-win mark for the first time since 1995, going 20-14 to include a deep run into the WNIT. SHU finished seventh in the BIG EAST with an 8-10 mark, advancing in the conference tournament for the second consecutive season. The Pirates welcome back four starters from last season, including the league's No. 3 and 4 scorers in Tabatha Richardson-Smith and Ka-Deirdre Simmons.

Returning their top six scorers from 2013-14, Providence earned 36 points in the coaches' poll for the No. 6 spot. After winning four of their first five games, the Friars dropped 22 of 25 to finish 7-23 overall and 2-16 in BIG EAST play for the No. 10 spot. Third-year head coach Susan Robinson Fruchtl will have one of the most experienced lineups when PC takes the court in 2014-15, including All-BIG EAST performers Alexis Harris (second team) and Sarah Beal (all-freshman).

The Friars narrowly edged out Marquette, which totaled 34 points for seventh place. MU went 22-11 last season, including 11-7 in BIG EAST play to secure fifth place with its second-highest league win total since joining the conference in 2005-06. Earning a WNIT invite, the Golden Eagles made their 12th national postseason appearance in the last 13 seasons. Former Marquette standout Carolyn Kieger took over the head coaching reins at her alma mater during the offseason and welcomes back 1,000-point scorer Arlesia Morse as MU will need to replace three starters.

Georgetown tallied 26 points for the No. 8 spot in head coach Natasha Adair's first

season on the Hilltop. The Hoyas went 11-21 overall last season, which included three consecutive two-point overtime setbacks, and 4-14 in BIG EAST play to finish eighth. GU advanced to the BIG EAST Tournament Quarterfinals where it met future champion DePaul. The Hoyas return two starters and eight letterwinners, including

all-league honoree Faith Woodard, and boast the BIG EAST Preseason Freshman of the Year Dorothy Adomako, the 2014 Virginia Gatorade Player of the Year.

The Hoyas narrowly edged out Xavier, which totaled 24 points for ninth place. In their first season of BIG EAST play the Musketeers went 8-23, including 3-15 against conference foes for a ninth-place finish. Head coach Brian Neal took over shortly before the start of the 2013-14 season and earned some notable wins early on, but injuries hampered the squad which ended the year on a 13-game losing skid. XU returns four healthy starters, including Jenna Crittendon, and welcomes nine newcomers this season, including a pair of transfers with instant-impact potential.

First-year head coach Kurt Godlevske will guide Butler, which registered 10 points to round out the poll in 10th place. The Bulldogs went 10-8 to finish sixth in the league standings and earned a postseason bid to the WNIT before finishing the season 15-16 overall, but will have to replace all five starters from that squad. Rising senior Ijeoma Uchendu is the Bulldogs' top returning scorer and rebounder, while Loryn Goodwin will get her first shot at BIG EAST play after sitting out the 2013-14 campaign after transferring from North Texas, where she was tabbed Sun Belt Freshman of the Year.



G

Natasha Adair
Georgetown Hoyas



Carolyn Kieger
Marquette
Golden Eagles



Kurt Godlevske
Butler Bulldogs



Sideline Switches

Three fresh faces will grace the sidelines this season as Butler, Georgetown and Marquette all welcome new head coaches. Former Bulldog assistant coach Kurt Godlevske took the reins on an interim basis in April before being promoted shortly thereafter. Natasha Adair will lead the Hoyas after a two-year stint as the head coach at the College of Charleston. Former Golden Eagle standout on the court and Miami assistant coach Carolyn Kieger returns to her alma mater to guide MU in her first season as a head coach.

70%
of BIG EAST teams played in national postseason tournaments

Two NCAA (St. John's, DePaul) and five WNIT (Butler, Creighton, Marquette, SHU, VU)

Multiple teams earned NCAA Tournament bids for the 23rd consecutive season as DePaul collected the conference's automatic bid and St. John's earned an at-large nod. Multiple teams advanced to the NCAA Second Round for the 22nd consecutive year, while at least one BIG EAST team played in the Sweet 16 for the 25th straight year. The BIG EAST's five WNIT invites were the most since 2009-10 (also five), with Seton Hall leading the pack by advancing to the Third Round where it fell to the eventual champion.

Williamson Hired As Supervisor of Officials

The BIG EAST Conference announced the hiring of Debbie Williamson as Supervisor of Officials for women's basketball. Williamson comes to the BIG EAST from the NCAA, most recently serving as the national coordinator of women's basketball officiating and secretary-rules editor. At the BIG EAST, Williamson will be responsible for educating, evaluating and assigning officials for all women's basketball contests, including regular season and tournament games, and advising on rules and other game-related matters.



1



DePaul Blue Demons

2



St. John's Red Storm

3



Villanova Wildcats

4



Creighton Bluejays

5



Seton Hall Pirates

6



Providence Friars

7



Marquette Golden Eagles

8



Georgetown Hoyas

9



Xavier Musketeers

10



Butler Bulldogs

Creighton's Janning Named BIG EAST Preseason Player of the Year

Creighton junior guard Marissa Janning, the reigning BIG EAST Player of the Year, was selected as the 2014-15 BIG EAST Preseason Player of the Year by a vote of the league's head coaches. Georgetown rookie forward Dorothy Adomako was tabbed BIG EAST Preseason Freshman of the Year.

Janning, a unanimous All-BIG EAST First Team selection in CU's first season in the conference, was the league's leading scorer in 2013-14, averaging 17.6 points per game over 34 contests for the Bluejays. The junior guard was one of four BIG EAST

Preseason All-BIG EAST selections. Seven of the 10 honorees were guards, while two of the three forwards recognized often play along the perimeter.

DePaul junior guard Brittany Hrynko was one of four unanimous picks to the Preseason All-BIG EAST Team. Hrynko's 5.6 assists per game last year led the BIG EAST, while her 2.39 steals listed second. The All-America Honorable Mention selection helped orchestrate the high-scoring DePaul offense, whose 83.5 points per game ranked fifth in Division I last season.

Hrynko's teammate and classmate Megan Rogowski was also a unanimous selection. Rogowski was the top three-point shooter in the league last season, making over 45 percent of her attempts from deep and over three triples per game. Rogowski is the Blue Demons' top returning scorer (15.7 PPG).

All-America Honorable Mention guard Aliyyah Handford was another uncontested pick by the coaches for preseason all-league. Handford led St. John's with a 16.7 scoring average and was one of the most exciting players in the BIG EAST, ranking among the leaders in steals and field goal percentage.

Seton Hall's Ka-Deidre Simmons rounded out the list of unanimous Preseason All-BIG EAST selections. Simmons ran the point for the Pirates last season in what was their most successful year in nearly two decades. Simmons averaged 16.7 PPG, 2.1 SPG, 5.1 APG and a 1.81 assist-turnover ratio, all of which ranked fourth in the conference in their respective categories.

Simmons is SHU's second-leading scorer from 2013-14, while Tabatha Richardson-Smith led the Pirates and ranked third in the BIG EAST with a 17.1 PPG clip. A Preseason All-BIG

players to eclipse the 30-point mark on multiple occasions last season, including a 38-point showing against Georgetown to tie the single-game high for '13-14. Janning's 14 20-point games were most among conference players, while her .855 free throw percentage also led the league.

Adomako becomes the second consecutive Preseason Freshman of the Year out of



**Dorothy Adomako
Georgetown**

Georgetown. The rookie forward out of Midlothian, Va., was the 2014 Gatorade Virginia Player of the Year. At Cosby High School, the 6-1 Adomako was the nation's 18th-ranked forward by ESPN in the Class of 2014, averaging over 21 points and nine rebounds per game while leading her team to an undefeated season and the Group 6A state title.

The identity of the BIG EAST as a fast-paced, guard-driven league was evident by the



**Marissa Janning
Creighton**



**Aliyyah Handford
St. John's**

EAST selection, Richardson-Smith was voted the Most Improved Player by the league's coaches last year after more than tripling her scoring average from her rookie campaign. The junior guard tied Janning's single-game high of 38 points in an overtime win over Marquette last February.

MU's Arlesia Morse, a senior guard, earned a spot on the preseason all-league team after averaging 11.5 points per game over 33 appearances last season. Morse, MU's top returning scorer, came off the bench in all but one contest in '13-14 but eclipsed the

2014-15 BIG EAST Preseason Player of the Year

Marissa Janning, Creighton, Jr., G, 5-8, Watertown, Minn.

2014-15 BIG EAST Preseason Rookie of the Year

Dorothy Adomako, Georgetown, Fr., G, 6-1, Midlothian, Va.

2014-15 BIG EAST Preseason All-BIG EAST Team

Caroline Coyer, Villanova, Jr., G, 5-10, Oak Hill, Va.

Danaejah Grant, St. John's, Jr., G, 5-9, Piscataway, N.J.

Aliyyah Handford, St. John's, Jr., G, 5-9, Newark, N.J.*

Alexis Harris, Providence, Sr., F, 6-2, Detroit, Mich.

Brittany Hrynko, DePaul, Sr., G, 5-8, Philadelphia, Pa.*

Arlesia Morse, Marquette, Sr., G, 5-10, Flint, Mich.

Tabatha Richardson-Smith, Seton Hall, Jr., F, 6-0, Bay City, Texas

Megan Rogowski, DePaul, Sr., G, 5-9, Prospect Heights, Ill.*

Ka-Deidre Simmons, Seton Hall, RS-Sr., G, 5-8, Newark, N.J.*

Faith Woodard, Georgetown, So., F, 6-2, Brandon, Fla.

2014-15 BIG EAST Preseason All-BIG EAST Honorable Mention

Sarah Beal, Providence, So., G, 5-8, Matthews, N.C.

Amber Thompson, St. John's, Sr., F, 6-2, Delta State, Nigeria

*unanimous pick

1,000-point mark as the Golden Eagles' No. 3 scorer.

Providence's Alexis Harris rounded out the list of five seniors on the Preseason All-BIG EAST Team. Harris earned All-BIG EAST Second Team honors last year after averaging just shy of a double-double (15.1 PPG, 9.3 RPG) in league play. Harris was the Friars' leading rebounder (8.9 RPG) and her 12 double-doubles last season are the most by any returning BIG EAST player.

Reigning BIG EAST Sixth Man of the Year Caroline Coyer, a junior guard from Villanova, earned a spot on the preseason all-league team, as did St. John's junior guard Danaejah Grant.

Coyer is the Wildcats' top returning scorer after ranking second on the squad last year with a 10.2 points per game average. Coyer came off the bench in all about four games last season, including all 18 league contests. Grant was the Red Storm's leading scorer off the bench, averaging 10.9 PPG in 25 appearances which included six starts.

Georgetown's Faith Woodard is the lone sophomore on the Preseason All-BIG EAST Team. Woodard earned a spot on the BIG EAST All-Freshman Team last season after starting 26 games and tallying 10.2 points and 4.3 rebounds per contest along with 80 assists.

PC's Sarah Beal and St. John's Amber Thompson earned Preseason All-BIG EAST Honorable Mention accolades. Beal earned all-freshman team honors last season after averaging 11.8 points and 3.8 assists per game as the Friar floor general. Thompson was an all-league honorable mention pick last season after leading the Red Storm with a 9.2 rebounding average which ranked fourth in the BIG EAST.

Coyer, a 5-10 sophomore guard from Oak Hill, Va., averaged 7.4 points and 3.1 rebounds per game in her first season playing for the Wildcats. In just 21 games played, she recorded 53 assists and 13 steals. Despite suffering a broken hand and missing the last 11 games of the regular season, Coyer returned to the Villanova line-up for the BIG EAST Championship and the Wildcats' appearance in the NCAA's.

**Alexis Harris
Providence**



**Tabatha
Richardson-Smith
Seton Hall**




**Megan
Rogowski
DePaul**

**Ka-Deidre
Simmons
Seton Hall**




**Danaejah
Grant
ST. John's**



**Caroline
Coyer
Villanova**



**Arlesia Morse
Marquette**

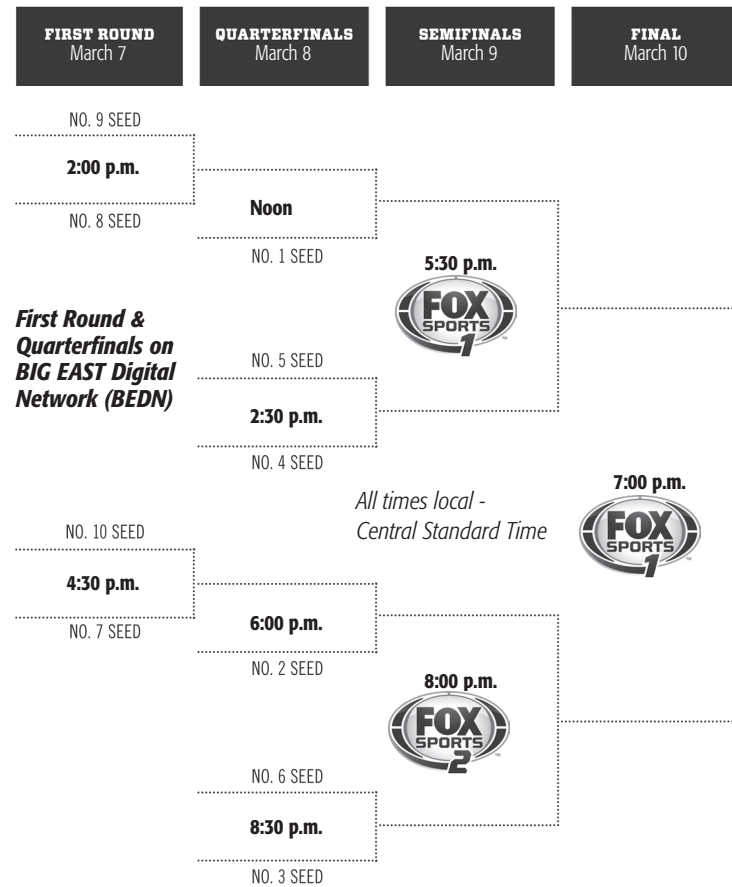


**Faith Woodard
Georgetown**

Tournament Schedule

BIG EAST AND NCAA TOURNAMENTS

2014-15 TV Schedule



2015 BIG EAST Women's Basketball Championship

March 7-10

The BIG EAST Women's Basketball Tournament, presented by NEW YORK Life, will return to Allstate Arena in suburban Chicago for a second consecutive year. The 2015 BIG EAST Women's Basketball Tournament will take place at the 18,500-seat professional arena March 7-10 in Rosemont, Ill., with all nine games slated to be played at Allstate Arena.

The BIG EAST Conference 2014-15 women's basketball schedule tips off Nov. 14-15 for all 10 teams. Conference play for eight of the BIG EAST squads will begin on Dec. 3, with the remaining two schools to play their conference openers on Dec. 30. FOX Sports 1 and 2 will air a total of 18 games including the semifinal and championship games of the BIG EAST Tournament Presented by New York Life, set for Allstate Arena in suburban Chicago, March 7-10. Additional game coverage will be made available through the recently announced BIG EAST Digital Network, which will be available on the Fox Sports GO mobile app.

All 10 BIG EAST teams will appear on at least two nationally televised games during regular-season play across FOX Sports, CBS Sports and ESPN networks.

For the second consecutive year, FOX Sports 1 and 2 will provide coverage of the BIG EAST Tournament at Allstate Arena in Rosemont, Ill. Both semifinals on March 9 will air to a national audience, with game one set for 6:30 p.m. (ET) on FOX Sports 1, followed by the second game on FOX Sports 2 at 9 p.m. The championship game will air at 8 p.m. on March 10 on FOX Sports 1. The BIG EAST Digital Network will live stream both first round games on March 7 and all four quarterfinal contests on March 8.

The Conference is in the second year of its multi-year contract with FOX Sports, which has exclusive broadcasting rights to all BIG EAST competitions. In its first season as a 10-team league in 2013-14, the BIG EAST saw seven teams earn postseason bids, including DePaul which extended the conference's streak of NCAA Tournament Sweet 16 appearances to 25 consecutive years. League teams in 2013-14 achieved the conference's highest combined scoring average since 1998-99, while five players brought home All-America Honorable Mention certifications.

The 2014-15 campaign will see the return of four of the league's major award winners from a season ago, including BIG EAST Player of the Year Marissa Janning of Creighton, and four All-BIG EAST First Team members, including unanimous selections Brittany Hrynko of DePaul and Aliyyah Handford of St. John's.

Two of the top returners will square off in the first nationally televised game of the season when Janning and the Bluejays host Ka-Deidre Simmons and Seton Hall on Dec. 3 in a game aired on FOX Sports 1. Creighton and the Pirates each have four regular-season games set for a national audience.

SHU will make the short trip through the Lincoln Tunnel to face St. John's on Jan. 2 (CBS Sports Network) in the first of two games televised that day. Led by new head coaches Carolyn Kieger and Natasha Adair, Marquette and Georgetown will make their TV debuts from McDonough Arena on FOX Sports 1 in Washington, D.C., that day as well.

The Red Storm, who advanced to the second round of the NCAA Tournament last year, will return the following week when they host Butler (Jan. 9), which is under the direction of a first-year head coach in Kurt Godlevske. The Hoyas will travel to Villanova two days later to conclude the weekend TV doubleheader on FOX Sports 1.

Providence and Xavier will make their debuts the following weekend when the Friars host Creighton Jan. 16 at Alumni Hall before the Musketeers welcome Villanova to the Cintas Center on Jan. 18.

Seven additional games will air prior to the regular-season finale between DePaul and Marquette on March 1 (CBS Sports Network), including a rematch of 2014's BIG EAST Tournament final when St. John's visits the Blue Demons on Feb. 15 (FOX Sports 1).

Non-conference games currently on the docket include DePaul hosting 2013-14's national runner-up Notre Dame on Dec. 10 (FOX Sports 2) and Creighton hosting rival Nebraska on Dec. 11 (FOX Sports 1). St. John's will return to the Maggie Dixon Classic at Madison Square Garden for the fourth straight season when it faces the reigning national champion Connecticut Huskies on Jan. 4 on ESPN2.

The recently launched BIG EAST Digital Network, a branded channel within FOX Sports GO, will provide additional coverage of BIG EAST women's basketball. Along with BIG EAST Tournament First Round and Quarterfinal broadcasts, BEDN is slated to stream 30 regular-season women's basketball games during both non-conference and league play. The schedule of BIG EAST Digital Network games will be announced at a future date.

The FOX Sports GO mobile app provides live streaming video of FOX Sports content at home or on-the-go. FOX Sports GO is currently available for iOS, Android, Kindle Fire tablets and Fire phones, select Windows devices, and on desktops through FOXSportsGO.com. Fans can download the mobile app free from the iTunes App Store, Google Play, Amazon App Store and Windows Store.



2015 NCAA Championship – Dates And Sites

FIRST AND SECOND ROUNDS

MARCH 20-23

16 Campus Sites

REGIONALS

MARCH 27-30

Albany Regional

Times Union Center
Albany, New York
Hosted by Siena College and the MAAC

Greensboro Regional

Greensboro Coliseum
Greensboro, North Carolina
Hosted by the ACC

Oklahoma City Regional

Chesapeake Energy Arena
Oklahoma City, Oklahoma
Hosted by the University of Oklahoma

Spokane Regional

Spokane Veterans Memorial Arena
Spokane, Wash.
Hosted by Washington State University



WOMEN'S FINAL FOUR APRIL 5 & 7

Amalie Arena
Tampa, Florida

Hosted by the University of South Florida

Future Final Four Sites

April 3 & 5, 2016

Banker's Life Fieldhouse
Indianapolis, Ind.
Hosted by IUPUI, Butler University
and the Horizon League

2014-15 Women's Basketball Television Schedule

Date	Home Team	Visiting Team	Location	Time (EST)	TV
Wed., Dec. 3	Creighton	Seton Hall	D.J. Sokol Arena (Omaha, Neb.)	8 p.m.	FOX Sports 1
Wed., Dec. 10	DePaul	Notre Dame	McGrath-Phillips Arena (Chicago, Ill.)	9 p.m.	FOX Sports 2
Thurs., Dec. 11	Creighton	Nebraska	D.J. Sokol Arena (Omaha, Neb.)	9 p.m.	FOX Sports 1
Fri., Jan. 2	St. John's	Seton Hall	Carnesecca Arena (Queens, N.Y.)	6 p.m.	CBS Sports
Fri., Jan. 2	Georgetown	Marquette	McDonough Arena (Washington, D.C.)	7:30 p.m.	FOX Sports 1
Sun., Jan. 4	St. John's	Connecticut	Madison Square Garden (New York, N.Y.)	1 p.m.	ESPN2
Fri., Jan. 9	St. John's	Butler	Carnesecca Arena (Queens, N.Y.)	8 p.m.	FOX Sports 1
Sun. Jan. 11	Villanova	Georgetown	The Pavilion (Villanova, Pa.)	5 p.m.	FOX Sports 1
Fri., Jan. 16	Providence	Creighton	Alumni Hall (Providence, R.I.)	8 p.m.	FOX Sports 1
Sun., Jan. 18	Xavier	Villanova	Cintas Center (Cincinnati, Ohio)	Noon	FOX Sports 1
Fri., Jan. 23	Villanova	Seton Hall	The Pavilion (Villanova, Pa.)	7 p.m.	FOX Sports 1
Fri., Jan. 23	DePaul	Creighton	McGrath-Phillips Arena (Chicago, Ill.)	9 p.m.	FOX Sports 1
Sun., Jan. 25	Xavier	Butler	Cintas Center (Cincinnati, Ohio)	2:30 p.m.	FOX Sports 1
Fri., Feb. 6	Seton Hall	Providence	Walsh Gym (South Orange, N.J.)	8 p.m.	FOX Sports 1
Fri., Feb. 13	Marquette	St. John's	Al McGuire Center (Milwaukee, Wis.)	9 p.m.	FOX Sports 1
Sun. Feb. 15	DePaul	St. John's	McGrath-Phillips Arena (Chicago, Ill.)	1:30 p.m.	FOX Sports 1
Fri., Feb. 27	Villanova	Providence	The Pavilion (Villanova, Pa.)	8 p.m.	FOX Sports 1
Sun., March 1	DePaul	Marquette	McGrath-Phillips Arena (Chicago, Ill.)	4 p.m.	CBS Sports
Mon., March 9	BIG EAST Women's Basketball Tournament Semifinal*			6:30 p.m.	FOX Sports 1
Mon., March 9	BIG EAST Women's Basketball Tournament Semifinal*			9 p.m.	FOX Sports 2
Tues., March 10	BIG EAST Women's Basketball Tournament Final*			8 p.m.	FOX Sports 1

*All games played at Allstate Arena - Rosemont, Ill.

2014-15 Composite Schedule

2014-15 Composite Schedule

NOVEMBER

Date	Game	Location	TV	Time/Coverage
11/14/14	Rider @ Seton Hall	South Orange, N.J.		12:00 PM ET
	Maryland Eastern Shore @ Georgetown	Washington, D.C.		7:00 PM ET
	Texas A&M @ DePaul	McGrath-Phillips Arena	BEDN	7:30 PM ET
	Villanova @ Chattanooga	Chattanooga, Tenn.		7:30 PM ET
	Butler @ Valparaiso	Valparaiso, Ind.		8:00 PM ET
	Providence @ Richmond	Richmond, Va.		TBA
11/15/14	Green Bay @ Marquette	Al McGuire Center	BEDN	2:00 PM ET
	St. John's @ Yale	New Haven, Conn.		2:00 PM ET
	Wofford @ Xavier	Cincinnati, Ohio		2:00 PM ET
	Creighton @ Wichita State	Wichita, Kan.		3:05 PM ET
	Villanova vs. USF	Chattanooga, Tenn.		4:00 PM ET
	UTPA @ DePaul	McGrath-Phillips Arena		7:30 PM ET
11/16/14	Indiana State @ Butler	Indianapolis, Ind.	BEDN	1:00 PM ET
	New Mexico @ DePaul	McGrath-Phillips Arena		5:30 PM ET
	Georgetown @ Richmond	Richmond, Va.		TBA
11/17/14	Arkansas-Pine Bluff @ Xavier	Cincinnati, Ohio		7:00 PM ET
	Loyola @ Marquette	Al McGuire Center		8:00 PM ET
11/18/14	Bradley @ DePaul	Allstate Arena		6:30 PM ET
	Brown @ Providence	Providence, R.I.		7:00 PM ET
	Creighton @ South Dakota State	Brookings, S.D.		8:00 PM ET
11/19/14	Chattanooga @ Butler	Indianapolis, Ind.		7:00 PM ET
	Loyola Maryland @ Georgetown	Washington, D.C.		8:00 PM ET
11/20/14	Florida @ St. John's	Queens, N.Y. (Carnesecca Arena)	BEDN	7:00 PM ET
	Providence @ Hartford	West Hartford, Conn.		7:00 PM ET
	Virginia @ Xavier	Cincinnati, Ohio	BEDN	7:00 PM ET
	Utah @ Creighton	Omaha, Neb.	BEDN	8:05 PM ET
11/21/14	Marquette @ Wake Forest	Winston-Salem, N.C.		6:00 PM ET
	Villanova @ Cal State Fullerton	Fullerton, Calif.		7:00 PM ET
	Temple vs. Georgetown	Lawrence, Kan.		8:30 PM ET
11/22/14	Butler @ Fairfield	Fairfield, Conn.		1:00 PM ET
	Georgetown vs. Alabama	West Hartford, Conn.		6:30 PM ET
	Xavier @ Binghamton	Binghamton, N.Y.		7:00 PM ET
	South Dakota State @ DePaul	McGrath-Phillips Arena		8:00 PM ET
11/23/14	Creighton @ Connecticut	TBA		1:00 PM ET
	Virginia Tech @ Providence	Providence, R.I.	BEDN	1:00 PM ET
	Georgetown @ Kansas	Lawrence, Kan.		2:00 PM ET
	Marquette @ Duke	Durham, N.C.		2:00 PM ET
11/24/14	St. John's @ Marist	Poughkeepsie, N.Y. (James J. McCann Arena)		7:00 PM ET
	Kennesaw State @ Seton Hall	South Orange, N.J.		12:00 PM ET
	Presbyterian @ Xavier	Cincinnati, Ohio		7:00 PM ET
	Milwaukee @ Marquette	Al McGuire Center		8:00 PM ET
	Butler vs. BYU	Laie, Hawaii		TBA
	Providence @ Dayton	Dayton, Ohio		TBA
11/27/14	Butler vs. Oregon State	Laie, Hawaii		9:00 PM ET
11/28/14	Binghamton @ St. John's	Queens, N.Y. (Carnesecca Arena)		2:00 PM ET
	Villanova vs. Arizona State	Naples, Fla.		2:30 PM ET
	Florida @ Georgetown	Washington, D.C.		7:00 PM ET
	Creighton vs. Cincinnati	Berkeley, Calif.		TBA
11/29/14	Saint Peter's @ Seton Hall	South Orange, N.J.		2:30 PM ET
	Butler @ BYU-Hawaii	Laie, Hawaii		8:00 PM ET
	Northwestern @ DePaul	Chicago, Ill.		8:00 PM ET
	Creighton vs. San Jose State/California	Berkeley, Calif.		TBA
	Villanova vs. Georgia Tech/Green Bay	Naples, Fla.		TBA
11/30/14	Providence @ Bryant	Smithfield, R.I.		1:00 PM ET
	Robert Morris @ Xavier	Cincinnati, Ohio		2:00 PM ET
	St. Joseph's/St. Francis (NY) @ Seton Hall	South Orange, N.J.		2:30 PM ET
	Holy Cross vs. Georgetown	Uncasville, Conn.		3:00 PM ET
	South Dakota @ Marquette	Milwaukee, Wis.		3:00 PM ET
	Wagner @ St. John's	Queens, N.Y. (Carnesecca Arena)		7:00 PM ET
	Villanova @ Gulf Coast Showcase	Naples, Fla.		TBA

DECEMBER

12/02/14	Marquette @ Auburn	Auburn, Ala.		7:00 PM ET
12/03/14	Butler @ DePaul	McGrath-Phillips Arena	BEDN	1:00 PM ET
	Villanova @ Providence	Providence, R.I.	BEDN	7:00 PM ET
	Xavier @ St. John's	Queens, N.Y. (Carnesecca Arena)	BEDN	7:00 PM ET
	Seton Hall @ Creighton	Omaha, Neb.	FOX Sports 1	8:00 PM ET
12/05/14	Seton Hall @ Fordham	Bronx, N.Y.		7:00 PM ET
	Wright State @ Butler	Indianapolis, Ind.		TBA
12/06/14	UMass Lowell @ Providence	Providence, R.I.		12:00 PM ET
	Georgetown @ Princeton	Princeton, N.J.		2:00 PM ET
	Marquette @ Wisconsin	Madison, Wis.		TBA
12/07/14	Villanova @ Saint Joseph's	Philadelphia, Pa.		1:00 PM ET
	Lafayette @ Seton Hall	South Orange, N.J.		2:00 PM ET
	Rhode Island @ Providence	Providence, R.I.		2:00 PM ET
	St. John's @ USF	Tampa, Fla. (Pam and Les Murma Basketball Center)		2:00 PM ET
	Xavier @ Middle Tennessee State	Murfreesboro, Tenn.		2:00 PM ET
	DePaul @ Chicago State	Chicago, Ill.		3:00 PM ET
	Butler @ Minnesota	Minneapolis, Minn.		8:00 PM ET
12/08/14	Creighton @ Northern Iowa	Cedar Falls, Iowa		TBA
12/09/14	Illinois @ Seton Hall	South Orange, N.J.	BEDN	7:00 PM ET
	Georgetown @ George Washington	Washington, D.C.		TBA
12/10/14	Monmouth @ Xavier	Cincinnati, Ohio		11:30 AM ET
	Notre Dame @ DePaul	McGrath-Phillips Arena	FOX Sports 2	9:00 PM ET
12/11/14	UCF @ St. John's	Queens, N.Y. (Carnesecca Arena)		7:00 PM ET
	Providence @ Florida Gulf Coast	Fort Myers, Fla.		7:05 PM ET
	Nebraska @ Creighton	Omaha, Neb.	FOX Sports 1	9:00 PM ET
12/13/14	Memphis @ Georgetown	Washington, D.C.	BEDN	2:00 PM ET
	Ball State @ Butler	Indianapolis, Ind.		7:00 PM ET
12/14/14	NJIT @ St. John's	Queens, N.Y. (Carnesecca Arena)		2:00 PM ET
	Xavier @ Cincinnati	Fifth Third Arena		2:00 PM ET
	La Salle @ Villanova	Villanova, Pa.		7:30 PM ET
	Drake @ Creighton	Omaha, Neb.		8:00 PM ET
12/15/14	Northern Kentucky @ Marquette	Al McGuire Center		8:00 PM ET
12/17/14	DePaul @ Loyola Chicago	Gentile Arena		12:00 PM ET
12/18/14	Vanderbilt @ Marquette	Al McGuire Center		1:00 PM ET
	Fairfield @ Seton Hall	South Orange, N.J.		7:00 PM ET
12/19/14	NJIT @ Seton Hall	South Orange, N.J.		7:00 PM ET
	DePaul @ Connecticut	Bridgeport, Conn.		7:30 PM ET
12/20/14	Auburn @ St. John's	Queens, N.Y.		12:00 PM ET
	Nebraska-Omaha @ Creighton	Omaha, Neb.		1:00 PM ET
	Lipscomb @ Xavier	Cincinnati, Ohio		2:00 PM ET
	Sacred Heart @ Villanova	Villanova, Pa.		7:00 PM ET
12/21/14	Duquesne @ Providence	Providence, R.I.		1:00 PM ET
	Western Illinois @ Marquette	Al McGuire Center		3:00 PM ET
	SMU/Indiana St. @ St. John's	Queens, N.Y. (Carnesecca Arena)		TBA
12/22/14	Temple @ Villanova	Villanova, Pa.	BEDN	11:30 AM ET
	Xavier @ Kennesaw State	Kennesaw, Ga.		12:00 PM ET
	St. Bonaventure @ Georgetown	Washington, D.C.		2:00 PM ET
	Butler @ Illinois State	Normal, Ill.		5:00 PM ET
	Hampton @ DePaul	McGrath-Phillips Arena		8:00 PM ET
	Kansas @ Creighton	Omaha, Neb.		8:00 PM ET
12/28/14	Georgia @ Seton Hall	South Orange, N.J.	BEDN	2:00 PM ET
	DePaul @ Illinois State	Bloomington, Ill.		8:00 PM ET
	Providence @ Boston College	Chestnut Hill, Mass.		TBA
12/30/14	St. John's @ Providence	Providence, R.I.		2:00 PM ET
	Butler @ Seton Hall	South Orange, N.J.		7:00 PM ET
	North Carolina State @ Villanova	Villanova, Pa.		7:00 PM ET
	Georgetown @ Creighton	Omaha, Neb.		8:00 PM ET
	Xavier @ Marquette	Milwaukee, Wis.		8:00 PM ET

JANUARY

01/02/15	Providence @ Butler	Indianapolis, Ind.		2:00 PM ET
	Seton Hall @ St. John's	Queens, N.Y. (Carnesecca Arena)	CBS Sports Network	6:00 PM ET
	Creighton @ Xavier	Cincinnati, Ohio		7:00 PM ET
	DePaul @ Villanova	Villanova, Pa.		7:00 PM ET
	Marquette @ Georgetown	Washington, D.C.	FOX Sports 1	7:30 PM ET
01/04/15	Creighton @ Butler	Indianapolis, Ind.	BEDN	1:00 PM ET
	Marquette @ Villanova	Villanova, Pa.		1:00 PM ET
	St. John's vs. Connecticut (Maggie Dixon Classic)	Madison Square Garden	ESPN2	1:00 PM ET
	Providence @ Xavier	Cincinnati, Ohio		2:00 PM ET
	DePaul @ Georgetown	Washington DC		5:00 PM ET
01/09/15	Providence @ Georgetown	Washington, D.C.		7:00 PM ET
	Xavier @ Seton Hall	South Orange, N.J.		7:00 PM ET
	Butler @ St. John's	Queens, N.Y. (Carnesecca Arena)	FOX Sports 1	8:00 PM ET
	DePaul @ Marquette	Al McGuire Center	BEDN	8:00 PM ET
	Villanova @ Creighton	Omaha, Neb.	BEDN	8:00 PM ET
01/11/15	Seton Hall @ Providence	Providence, R.I.		1:00 PM ET
	St. John's @ Creighton	Omaha, Neb. (D.J. Sokol Arena)		2:00 PM ET
	Butler @ Marquette	Al McGuire Center		3:00 PM ET
	Xavier @ DePaul	Chicago, Ill.		3:00 PM ET
	Georgetown @ Villanova	Villanova, Pa.	FOX Sports 1	5:00 PM ET
01/14/15	Villanova @ Penn	Philadelphia, Pa.		7:00 AM ET
01/16/15	DePaul @ St. John's	Queens, N.Y.	BEDN	11:30 AM ET
	Creighton @ Xavier	Cincinnati, Ohio		7:00 PM ET
	Marquette @ Seton Hall	South Orange, N.J.	BEDN	7:00 PM ET
	Villanova @ Butler	Indianapolis, Ind.		7:00 PM ET
	Creighton @ Providence	Providence, R.I.	FOX Sports 1	8:00 PM ET
01/18/15	Villanova @ Xavier	Cincinnati, Ohio	FOX Sports 1	12:00 PM ET
	Georgetown @ Butler	Indianapolis, Ind.		1:00 PM ET
	DePaul @ Seton Hall	South Orange, N.Y.		2:00 PM ET
	Marquette @ St. John's	Queens, N.Y. (Carnesecca Arena)		2:00 PM ET
01/21/15	Villanova @ Penn	Philadelphia, Pa.		7:00 PM ET
01/23/15	St. John's @ Georgetown	Washington, D.C.		6:00 PM ET
	Seton Hall @ Villanova	Villanova, Pa.	FOX Sports 1	7:00 PM ET
	Providence @ Marquette	Milwaukee, Wis.		8:00 PM ET
	Creighton @ DePaul	McGrath-Phillips Arena	FOX Sports 1	9:00 PM ET
01/25/15	Seton Hall @ Georgetown	Washington, D.C.		12:00 PM ET
	St. John's @ Villanova	Villanova, Pa. (The Pavilion)		12:00 PM ET
	Butler @ Xavier	Cincinnati, Ohio	FOX Sports 1	2:30 PM ET
	Creighton @ Marquette	Al McGuire Center		3:00 PM ET
	Providence @ DePaul	McGrath-Phillips Arena		3:00 PM ET
01/30/15	Butler @ Providence	Providence, R.I.		7:00 PM ET
	Georgetown @ DePaul	McGrath-Phillips Arena		8:00 PM ET
	Villanova @ Marquette	Al McGuire Center		8:00 PM ET
	Xavier @ Creighton	Omaha, Neb.		8:00 PM ET

FEBRUARY

02/01/15	Xavier @ Providence	Providence, R.I.		1:00 PM ET
	Butler @ Creighton	Omaha, Neb.		2:00 PM ET
	St. John's @ Seton Hall	South Orange, N.J. (Walsh Gym)		
2:00 PM ET	Georgetown @ Marquette	Al McGuire Center	BEDN	3:00 PM ET
	Villanova @ DePaul	McGrath-Phillips Arena		3:00 PM ET
02/06/15	DePaul @ Butler	Indianapolis, Ind.		11:30 AM ET
	Creighton @ St. John's	Queens, N.Y. (Carnesecca Arena)	BEDN	7:00 PM ET
	Marquette @ Xavier	Cincinnati, Ohio		7:00 PM ET
	Providence @ Seton Hall	South Orange, N.J.	FOX Sports 1	8:00 PM ET
02/08/15	Marquette @ Butler	Indianapolis, Ind.	BEDN	1:00 PM ET
	Creighton @ Seton Hall	South Orange, N.J.		2:00 PM ET
	DePaul @ Xavier	Cincinnati, Ohio		2:00 PM ET
	Providence @ St. John's	Queens, N.Y. (Carnesecca Arena)		2:00 PM ET
	Villanova @ Georgetown	Washington, D.C.		5:00 PM ET
02/13/15	Butler @ Villanova	Villanova, Pa.		7:00 PM ET
	Seton Hall @ DePaul	Chicago, Ill.	BEDN	8:00 PM ET
	Xavier @ Georgetown	Washington, D.C.	BEDN	8:00 PM ET
	St. John's @ Marquette	Milwaukee, Wis. (Al McGuire Center)	FOX Sports 1	9:00 PM ET
02/15/15	Butler @ Georgetown	Washington, D.C.		1:00 PM ET
	Xavier @ Villanova	Villanova, Pa.	BEDN	1:00 PM ET
	St. John's @ DePaul	Chicago, Ill. (McGrath-Phillips Arena)	FOX Sports 1	1:30 PM ET
	Providence @ Creighton	Omaha, Neb.	BEDN	2:00 PM ET
	Seton Hall @ Marquette	Al McGuire Center		3:00 PM ET
02/20/15	Georgetown @ Seton Hall	South Orange, N.J.	BEDN	7:00 PM ET
	Marquette @ Providence	Providence, R.I.		7:00 PM ET
	Villanova @ St. John's	Queens, N.Y. (Carnesecca Arena)	BEDN	7:00 PM ET
	DePaul @ Creighton	Omaha, Neb.		8:00 PM ET
02/22/15	DePaul @ Providence	Providence, R.I.	BEDN	1:00 PM ET
	Xavier @ Butler	Indianapolis, Ind.		1:00 PM ET
	Georgetown @ St. John's	Queens, N.Y.		2:00 PM ET
	Marquette @ Creighton	Omaha, Neb.		2:00 PM ET
	Villanova @ Seton Hall	South Orange, N.J.		2:00 PM ET
02/27/15	Creighton @ Georgetown	Washington, D.C.		7:00 PM ET
	Seton Hall @ Xavier	Cincinnati, Ohio		7:00 PM ET
	St. John's @ Butler	Indianapolis, Ind. (Hinkle Fieldhouse)		7:00 PM ET
	Providence @ Villanova	Villanova, Pa.	FOX Sports 1	8:00 PM ET
03/01/15	Creighton @ Villanova	Villanova, Pa.		1:00 PM ET
	Georgetown @ Providence	Providence, R.I.		1:00 PM ET
	Seton Hall @ Butler	Indianapolis, Ind.		1:00 PM ET
	St. John's @ Xavier	Cincinnati, Ohio (Cintas Center)		2:00 PM ET
	Marquette @ DePaul	Chicago, Ill.	CBS Sports	4:00 PM ET

All dates and times (Eastern) are subject to change



The BIG EAST Conference

A Rich History Since 1979

The brainchild of former Providence College men's basketball coach and athletic director Dave Gavitt, the BIG EAST Conference became a reality on May 31, 1979, as Providence, St. John's, Georgetown, Syracuse, Seton Hall, Connecticut and Boston College formed the original seven-school alliance. While the membership has evolved, the focus of the BIG EAST has not wavered. The conference reflects a tradition of broad-based programs, led by administrators and coaches who place a steadfast emphasis on academic integrity.

In 2012, the seven BIG EAST schools that do not compete in FBS football decided to return to the type of conference alignment that existed when Gavitt helped form the league in 1979 and quickly surged to national prominence as a college basketball force. On December 15, 2012, these seven institutions (DePaul University, Georgetown University, Marquette University, Providence College, St. John's University, Seton Hall University and Villanova University) announced their intention to separate from the football-playing schools in the previous BIG EAST and form an independent association.

On March 20, 2013, the seven schools reached an agreement that enabled them to keep the BIG EAST name and establish a new conference entity beginning on July 1, 2013. The schools also assumed the old conference's long-term agreement with Madison Square Garden to host the BIG EAST Men's Basketball Tournament, one of the premier events in college athletics. The schools also announced the addition of three distinguished institutions that share the same academic and athletic values -- Butler University, Creighton University and Xavier University -- and forged a landmark, long-term broadcast partnership with FOX Sports.



Dave Gavitt



the league accessible to a national audience with complete coverage of all BIG EAST men's basketball regular-season and Tournament contests. A selection of regular-season women's basketball games as well as the semifinals and final of the BIG EAST Tournament were all shown via the FOX Networks, which reaches 90 million homes. Soccer, lacrosse, softball and baseball also had their conference championships aired on the FOX Sports channels in 2013-14. Dividends were paid immediately as BIG EAST teams enjoyed a significant jump in the number of nationally televised games on their schedules, with many seen on countrywide broadcasts four times as frequently as seasons past.

Starting in 2014-15, the BIG EAST and FOX Sports will launch a digital platform which will include 30 regular-season women's basketball games and over 80 Olympic sport contests, including postseason championship coverage. Fans will be able to access the live broadcasts as well as feature content and highlights free of charge.

BIG EAST institutions are located in seven of the nation's top 35 largest media markets, including New York, Chicago, Philadelphia, Washington, D.C.,



Val Ackerman

Indianapolis, Milwaukee and Cincinnati. Under the direction of Commissioner Val Ackerman, the BIG EAST moved its headquarters prior to the 2013-14 academic year from its original location in Providence, R.I., to Midtown Manhattan in New York City.

Ackerman was named the BIG EAST's fifth Commissioner on June 26, 2013, following Gavitt, the Conference's first Commissioner who served until 1990, Michael Tranghese, John Marinatto and Mike Aresco. Tranghese was the league's first full-time employee and the right-hand



Mike Tranghese

FOX Sports and its recently established national cable network, FOX Sports 1, acquired the television rights to all BIG EAST contests in all sports in early 2013. The television agreement helped usher in the new BIG EAST era by making



WNBA, teamed with Big Ten Commissioner Jim Delany to establish the Gavitt Tipoff Games. Beginning in 2015-16, the Gavitt Tipoff Games will be an annual early-season series of eight men's basketball games played between the two conferences.

The BIG EAST will embark on its second year as a 10-team consortium in 2014-15. The league, which has always competed with integrity and sportsmanship at the highest levels of intercollegiate sports, began a new era in 2013-14, returning to its heritage, focusing athletically on basketball while forging into the future with leadership and vision.

The 2013-14 academic year marked the BIG EAST's first season since realignment. The conference crowned champions in 22 sports last year, the 35th season in its history, with its student-athletes achieving success in the classroom as well as the athletic arena. Eight different schools won regular-season titles, including first-year member Creighton, which claimed the baseball regular-season crown, and 10 different schools won BIG EAST postseason championships. Fellow newcomer Xavier won the BIG EAST Baseball Championship.

The Musketeers were one of 34 different BIG EAST teams to earn NCAA Championship bids in 2013-14, with a remarkable nine teams (five men, four women) earning invites to the NCAA Soccer Tournaments. Nine different national postseason championships saw multiple BIG EAST teams participate, including four league squads in men's basketball and women's cross country, and two in volleyball, women's basketball, men's cross country, field hockey and women's lacrosse. Additionally, a plethora of individuals earned national postseason invitations in tennis, cross country and track and field.

Two BIG EAST teams and one individual performer won NCAA Championships in 2013-14, beginning with the Providence women's cross country team. The Friars claimed their second national championship in program history, as three PC runners were tabbed All-Americans and 30th-year head coach Ray Treacy was named National Coach of the Year by the USTFCCA. Affiliate member Connecticut won its third NCAA title in field hockey in 2013, with Nancy Stevens named NFCA National Coach of the Year and Marie Elena Bolles National Player of the Year.

Including the three Friar runners, 83 BIG EAST student-athletes across 16 sports were named All-Americans in 2013-14, including Villanova's Emily Lipari. A four-time All-American in 2013-14, Lipari won the national title in the mile at the

man to Gavitt for 11 years, taking over for Gavitt as Commissioner until 2009. Marinatto was the third Commissioner of the BIG EAST, serving from 2009-2012, when he was succeeded by Aresco.

It was with the BIG EAST's founder and first commissioner in mind when Ackerman, who previously served as President of USA Basketball and was the founding President of the

NCAA Indoor Track & Field Championships in March, marking the Wildcats' 20th indoor national champion.

In March, all eyes were on the hardwood as the BIG EAST Men's Basketball Tournament returned to Madison Square Garden for the 32nd consecutive season. It was a tale of old versus new as conference charter member Providence advanced to the BIG EAST Championship for the first time in 20 years, while first-year participant Creighton, led by consensus National Player of the Year Doug McDermott, marched its way through the opening rounds to reach the final in its BIG EAST Tournament debut. In the end, the Friars, led by All-American Bryce Cotton, captured their first title since 1994. Cotton won the Dave Gavitt Trophy as the BIG EAST Tournament Most Outstanding Player.

Along with the Bluejays and Friars, Villanova and Xavier earned NCAA Men's Basketball Tournament bids, while on the women's side, BIG EAST Tournament and regular-season champion DePaul punched its NCAA ticket, along with runner-up St. John's. The BIG EAST Women's Basketball Tournament was held for the first time at Allstate Arena in Rosemont, Ill., as the Blue Demons claimed their first tourney title in league history in front of a hometown crowd.

Successful strides were made academically as well, as 10 BIG EAST student-athletes were named CoSIDA Academic All-Americans, including four first-team members. Butler's Katie Clark and Mara Olson (cross country, track and field) and Marquette's Charlie Lyon (soccer) and Kate Reigle (soccer) all garnered first-team honors.

The triumphs enjoyed by the BIG EAST in 2013-14 add to an already illustrious legacy steeped in men's basketball and expanded to other sports since the conference's founding.

BIG EAST men's basketball teams have enjoyed extraordinary success over the years. Georgetown, Marquette and Villanova have won the national championship, and DePaul, Providence, St. John's and Seton Hall have all made it to the Final Four. The BIG EAST placed three men's basketball teams in the Final Four in 1985 - Georgetown, St. John's and Villanova -- the only time this has occurred in NCAA history. Over the past 11 years, Butler, Georgetown, Marquette and Villanova have each reached the Final Four, with Butler making two trips (in 2010 and 2011). Xavier has also advanced to the Elite Eight twice and the Sweet 16 three other times.

BIG EAST student-athletes have achieved recent success in other sports, as well. A BIG EAST team has won the NCAA women's cross country championship four of the last five years (Villanova won twice; Providence and Georgetown once), with one runner-up finish (Providence). Creighton's men's soccer team has reached the NCAA College Cup in two of the past three seasons. Since opening its doors in 1979, the league has won 36 national championships in six different sports, and 138 student-athletes have won individual national titles through 2013-14.

The league has long been considered a leader in innovative concepts in promotion and publicity, particularly regarding television. Those efforts have resulted in unparalleled visibility for the conference and BIG EAST student-athletes. BIG EAST student-athletes sport significantly high graduation rates, and the league has always been able to boast that many of its best students are also its best athletes.



Commissioner Val Ackerman

Val Ackerman was named the fifth Commissioner of the Big East Conference on June 26, 2013. She was the founding President of the Women's National Basketball Association (WNBA) and a past President of USA Basketball, which oversees the U.S. men's and women's Olympic basketball program. She has had a long and accomplished career in the sports industry and is one of the few sports executives who has held leadership positions in both men's and women's sports at the collegiate, professional, national team and international levels.

Val attended the University of Virginia as one of the school's first female student-athlete scholarship recipients. She was a four-year starter, three-time captain and two-time Academic All-American for the Cavaliers' women's basketball team and the first 1,000-point scorer in the program's history. She graduated with high distinction with a degree in political and social thought in 1981 and played one year of professional basketball in France before earning a law degree from UCLA in 1985.

Val started her legal career as a corporate and banking associate at the New York law firm of Simpson Thacher and Bartlett and joined the National Basketball Association as a staff attorney in 1988. She was as an executive at the NBA for eight years, serving as Special Assistant to NBA Commissioner David Stern and Director (and later) Vice President of Business Affairs before being named the WNBA's first President in 1996. She guided the league to a much-heralded launch in 1997 and headed its day-to-day operations for its first eight seasons.

In 2005, Val was elected President of USA Basketball for the 2005-08 term, leading the organization to an overall competitive record of 222-23 and gold medal performances by the U.S. men's and women's basketball teams at the 2008 Olympics in Beijing. She was one of the NBA's original appointees to the USA Basketball Board of Directors in 1989 and served as an organizational liaison with USAB during the early years of NBA participation in FIBA competitions, including the 1992 and 1996 Olympics and 1994 World Championships. A USA Basketball Board member for 23 years, Val played a key role

in the long-standing success of the U.S. women's national basketball team program, which won gold medals at the 1998, 2002 and 2010 FIBA World Championships and the 1996, 2000, 2004, 2008 and 2012 Olympic Games. In 2013, Val was named the recipient of USA Basketball's Edward S. Steitz Award, which recognizes outstanding contributions in international basketball.

Val also served two terms (2006-10 and 2010-2014) as the U.S. representative for men's and women's basketball on the Central Board of the International Basketball Federation (FIBA), the sport's world governing body. She was a member of FIBA's Competition Commission and served on the Central Board of FIBA Americas, FIBA's zone authority for North, Central and South America.

Val is a member of the adjunct faculty for Columbia University's graduate sports management program and serves on the Knight Commission on Intercollegiate Athletics. She is also a member of the Board of Directors of the Women's Basketball Hall of Fame, which inducted her as a contributor in 2011, and is a Lifetime Trustee of the Naismith Memorial Basketball Hall of Fame, which presented her with the John Bunn Lifetime Achievement Award in 2008. She has done consulting work for the National Hockey League, which she assisted in formulating a long-term plan to support women's ice hockey, and the NCAA, for which she prepared a comprehensive white paper in 2013 on growth strategies for women's college basketball. She also worked as a free-lance columnist for espnw.com, where she authored a series of articles on the subject of women and sports and participated as a member of the espnw Advisory Board.

Val's accomplishments in the sports business have earned her numerous awards, including the University of Virginia's Distinguished Alumna Award; the March of Dimes Sports Achievement Award; induction into the GTE Academic All-America Hall of Fame; the Girls Scouts of America National Women of Distinction Juliette Award; the NOW Legal Defense and Education Fund Equal Opportunity Award; inclusion on the Atlantic Coast Conference's 50th Anniversary Women's Basketball team; induction into the International Scholar-Athlete Hall of Fame; the Women's Basketball Coaches Association President's Citation; the NCAA Silver Anniversary Award; the International Olympic Committee Women and Sport Achievement Diploma; the Sports Business Journal Champions in Sports Business Award; inclusion as a Women's Sports Foundation/ESPNW 40 for 40 Honoree; induction into the National Consortium for Academics and Sports Hall of Fame; and the Women in Sports and Events (WISE) 20th Anniversary Women of Distinction Award.

Val is married to Charlie Rappaport, a retired tax partner of the Wall Street law firm of Simpson Thacher & Bartlett. They have two daughters, Emily (a 2014 graduate of Yale) and Sally (an undergraduate at Wesleyan University).



BIG EAST Digital Network (BEDN)

The BIG EAST Conference, in partnership with FOX Sports, today announced the creation of the BIG EAST Digital Network, a conference-specific, year-round HD digital channel offering free live streaming of 80-100 sporting events annually, in addition to the authenticated live streaming of BIG EAST events on FOX Sports networks. The BIG EAST Digital Network will begin with the 2014-15 academic year.

The BIG EAST Digital Network will have its own branded channel within FOX Sports GO, the app that provides live streaming video of FOX Sports content at home or on-the-go. The BIG EAST is the first collegiate conference to be hosted on the network's mobile platform.

EAST Digital Network," said Commissioner Val Ackerman. "While fans of the conference will be able to see all of our men's basketball games on television, the BIG EAST Digital Network will allow easy access to other programming valued by our schools, including women's basketball and Olympic sports competitions and features. Thanks to FOX Sports GO's reach, the Digital Network will provide substantial distribution of BIG EAST sports to a wider audience and better serve our student-athletes and their supporters."

Highlighted coverage on the Digital Network will include select regular season BIG EAST women's basketball games, as well as the opening round and quarterfinal rounds of the women's basketball tournament in Chicago,



**BIG EAST
Conference
Launches Digital
Network Featuring
Free Live Streaming
Of More Than
30 Women's
Basketball Games**

FOX Sports GO will launch the BIG EAST Digital Network on September 25 and will feature a women's soccer match between Georgetown at DePaul at 5 PM EST as the first event.

FOX Sports GO is currently available for iOS, Android, Kindle Fire tablets and Fire phones, select Windows devices, and on desktops through FOXSportsGO.com. Fans can download the mobile app for free from the iTunes App Store, Google Play, Amazon App Store and Windows Store.

With most BIG EAST men's basketball games set to be televised on FOX Sports 1, FOX Sports 2, FOX Sports Regional Networks, or FOX broadcast network during the 2014-15 season, the BIG EAST Digital Network will supplement scheduled television coverage while expanding exposure of additional athletic contests, including BIG EAST women's basketball and the conference's 20 Olympic sports. In addition to live streaming, content will include highlights, selected news coverage and shoulder programming. The BIG EAST will oversee all production on the Digital Network. Rush Media Company will serve as the conference's third-party production services supplier.

"The Conference is proud to team with FOX Sports to introduce the BIG

and championship games for the conference's Olympic sports.

Said Clark Pierce, FOX Sports Senior Vice President of Mobile and Advanced Platforms: "The BIG EAST Digital Network is an excellent addition to the FOX Sports GO portfolio. We're proud that we'll have the opportunity to showcase these great events and make them accessible to fans and supporters at home or on-the-go."

FOX Sports GO users who are also subscribers of participating video providers can live stream the BIG EAST men's and women's basketball telecasts, plus the Olympic sports championships, carried on FOX Sports 1, FOX Sports 2, FOX Sports Regional Networks, and FOX broadcast network. The BIG EAST women's basketball events and the Olympic sports contests that are not televised by FOX Sports do not require a video subscription.

Select content will also be available on bigeast.com, including historical BIG EAST games on demand, highlight footage, and original programming to be unveiled at a later date. Specific dates and additional details of featured match-ups, including regular season games and championship contests, will be released as game schedules are finalized.





Butler

QUICK FACTS

Location Indianapolis, Ind. 46208
 Nickname Bulldogs
 Colors Blue & White
 Enrollment 4,200
 Director of Athletics Barry Collier
 Home Court Hinkle Fieldhouse (9,100)
 Press Row Phone (317) 940-9817
 2013-14 Overall Record: 15-16
 2013-14 BIG EAST Record/Finish: 10-8/6th
 Letterwinners Returning/Lost: 5-8
 Starters Returning/Lost: 0-5

COACHING STAFF

Head Coach Kurt Godlevske (Northern Michigan '94)
 Record at Butler (Years) First Season
 Career Record (Years) First Season
 Assistant Coach Damon Bailey (Indiana '94)
 Assistant Coach Julie Shelton (Butler '93)
 Assistant Coach FahKara Malone (Purdue '10)
 Director of Operations Natalie Morse (Hanover '13)

SPORTS INFORMATION

Basketball Office Phone: (317) 940-9692
 SID Contact: Kit Stetzel
 Office Phone: (317) 940-9994
 Cell Phone: (317) 828-9312
 E-mail Address: cbstetzel@butler.edu
 Web Address: www.butlersports.com

DID YOU KNOW?

The Bulldogs play their home games in historic Hinkle Fieldhouse, which, at the time of construction in 1928, was the largest basketball arena in the United States. Hinkle underwent renovations this offseason which included remodeled coaching offices, chair-back seating and a new scoreboard.



BARRY COLLIER
Director of Athletics



KURT GODLEVSKE
Head Coach



KIT STETZEL
Assistant Sports
Information Director

News & Notes

The BIG Picture

In its first season of BIG EAST play, the Bulldogs went 10-8 to finish sixth in the league standings. Butler earned a postseason bid to the WNIT and finished the season 15-16 overall, but will have to replace all five starters from that squad.

Who's Returning

Rising senior Ijeoma Uchendu is the Bulldogs' top returning scorer and rebounder. Uchendu played in 15 games last season and started two, averaging 8.1 points and 4.9 boards. Junior Lexus Murry is also back for BU. Murry started 22

games last season and averaged 6.4 points and a team-high 3.4 assists per game in BIG EAST play. Blaire Langois, who played in 30 games in 2013-14, also returns to the court this year.

Who's Gone

The offseason was full of change for the Bulldogs. In addition to the graduation of team leading scorer Daress McClung and 31-game starter Mandy McDivitt, Butler was also hit by a trio of transfers in leading rebounder Liz Stratman, double-digit scorer Taylor Schippers and key contributor Haley Howard.

Storylines

Butler is led by first-year head coach Kurt Godlevske, who served previously as a Bulldog assistant. Godlevske and staff, which includes Damon Bailey, a household basketball name in the state of Indiana, will have a tall task this season following the departure of 80 percent of the team's scoring from 2013-14, including All-BIG EAST Second Team member Daress McClung (graduated) and BIG EAST Defensive Player of the Year Liz Stratman (transferred). Loryn Goodwin will get her first shot at BIG EAST play after sitting out the 2013-14 campaign after transferring from North Texas, where she was tabbed Sun Belt Freshman of the Year after setting the UNT record for three-pointers made.

IJEOMA UCHENDU



SCHEDULE

November

14	Fri.	at	Valparaiso	6 p.m.
16	Sun.		Indiana State	1 p.m.
19	Wed.		Chattanooga	7 p.m.
22	Sat.	at	Fairfield	1 p.m.
Tom Weston Invitational (Laie, Hawaii)				
26	Wed.	vs.	Brigham Young	TBA
27	Thurs.	vs.	Oregon State	9 p.m.
29	Sat.	at	BYU-Hawaii	8 p.m.

December

3	Wed.	at	DEPAUL	1 p.m.
5	Fri.		Wright State	7 p.m.
7	Sun.	at	Minnesota	8 p.m.
13	Sat.		Ball State	7 p.m.
22	Mon.	at	Illinois State	4 p.m.
30	Tues.	at	SETON HALL	7 p.m.

January

2	Fri.		PROVIDENCE	2 p.m.
4	Sun.		CREIGHTON	1 p.m.
9	Fri.	at	ST. JOHN'S	8 p.m.
11	Sun.	at	MARQUETTE	3 p.m.
16	Fri.		VILLANOVA	7 p.m.
18	Sun.		GEORGETOWN	1 p.m.
25	Sun.	at	XAVIER	2:30 p.m.
30	Fri.	at	PROVIDENCE	7 p.m.

February

1	Sun.	at	CREIGHTON	2 p.m.
6	Fri.		DEPAUL	11:30 a.m.
8	Sun.		MARQUETTE	1 p.m.
13	Fri.	at	VILLANOVA	7 p.m.
15	Sun.	at	GEORGETOWN	4 p.m.
22	Sun.		XAVIER	1 p.m.
27	Fri.		ST. JOHN'S	7 p.m.

March

1	Sun.		SETON HALL	1 p.m.
---	------	--	------------	--------

All dates and times (Eastern) are subject to change
 BIG EAST games in all CAPS



ROSTER

NO.	NAME	POS.	CL.	HT.	HOMETOWN/ PREVIOUS SCHOOL
1	Ijeoma Uchendu	F	Sr.	6-1	Lagos, Nigera / Oshodi (Central Arizona)
2	Blaire Langois	G	Jr.	5-8	Carmel, Ind. / Carmel
3	Laura Tonner	F	Fr.	5-11	Rensselaer, Ind./Rensselaer Central
10	Nicole Orr	G/F	Fr.	5-10	Columbus, Ohio / Reynoldsburg
11	Serena Sandusky	G	So.	5-8	Lexington, Ky. / Bryan Station
12	Sydney Buck	G	Fr.	5-7	Fort Wayne, Ind. / Homestead
13	Emmy Schabel	G	Fr.	5-8	Columbus, Ind. / Columbus North
23	Lexus Murry	G	Jr.	5-7	Indianapolis, Ind. / Decatur Central
24	Andriana Moore	C	Jr.	6-2	East Chicago, Ind. / East Chicago Central (Wabash Valley)
25	Belle Obert	F/C	Sr.	6-2	Loomis, Calif. / Del Oro
32	Loryn Goodwin	G	R-So.	5-9	Houston, Tx. / Cypren Falls (North Texas)
33	Zoe Reichman	C	So.	6-4	Savyon, Israel / Blich

HEAD COACH: Kurt Godlevske
ASSISTANT COACHES: Damon Bailey, Julie Shelton, FahKara Malone
DIRECTOR OF BASKETBALL OPERATIONS: Natalie Morse
ATHLETIC TRAINER: Caren Walls



Butler

HEAD COACH KURT GODLEVSKE



PROFILE: Hired at Butler on May 16, 2014

Personal – Married (Beth) with two daughters (Corin and Katie) and one son (Noah).
Education – B.S. in Physical Education and Health, Northern Michigan (1994); M.S., University of Indianapolis (2004)
Playing File – Northern Michigan (1990-94)
Coaching File – Assistant Coach, Lake Superior State (1994-96); Assistant Coach, Butler (2013-14)
Highlights – Godlevske joined Butler's staff as an assistant coach in the spring of 2013, after spending seven years as girls' head coach at Bedford North Lawrence High School. He guided the Lady Stars to a 120-41 record, including a perfect 28-0 mark and the IHSA Class 4A Girls' Basketball State Championship in 2013. He also was part of an Indiana boys' state championship staff as a volunteer coach at Lawrence North High School in 2004. An all-state

high school player in L'Anse, Mich., Godlevske played basketball at Northern Michigan University, and then started his collegiate coaching career at NCAA Division II Lake Superior State University, where he posted a 35-19 record in two years. After a few years out of coaching, he returned as head coach of his alma mater in L'Anse, leading the school to a 40-9 record in two seasons before taking over at Bedford North Lawrence. Godlevske was named interim head coach of the Butler women's team on April 23 and had the interim tag removed less than two weeks later.

GODLEVSKE'S YEAR-BY-YEAR HISTORY

Year	School	Overall	BIG EAST	BIG EAST Tournament	NCAA Postseason	WNIT Postseason
2014-15	Butler	First Year				
CAREER	First Year					




GODLEVSKE'S RECORD

- Career Record (First year)**
n/a
- Butler Record (First year)**
n/a
- BIG EAST Regular Season Record (First year)**
n/a
- BIG EAST Tournament Record (First year)**
n/a
- BIG EAST Overall Record (First year)**
n/a
- NCAA Record**
n/a
- WNIT Record**
n/a

BUTLER IN THE BIG EAST

	Overall	BIG EAST	Reg. Seas. Finish
2013-14	15-16	10-8	6th



RESULTS & STATISTICS

RECORD:	OVERALL	HOME	AWAY	NEUTRAL	ATTENDANCE SUMMARY	GAMES	TOTALS	AVG/GAME
All Games	15-16	7-7	6-8	2-1	Home	14	7264	519
Conference	10-8	5-4	5-4	0-0	Away	14	18385	1313
Non-Conference	5-8	2-3	1-4	2-1	Neutral	3	2585	862
					Total	31	28234	911

Date	Time	Opponent	Score	Attend.	High Points	High Rebounds	Date	Time	Opponent	Score	Attend.	High Points	High Rebounds
11/08/13	7:00 p.m.	CLEVELAND STATE	W 85-69	585	(19)STRATMAN, Liz	(5)STRATMAN, Liz	01/15/14	11:30 a.m.	* at St. John's	55-58 L	4068	(18)SCHIPPERS, Taylor	(13)MCDIVITT, Mandy
11/13/13	7:06 p.m.	at Eastern Michigan	76-81 LOT	289	(23)STRATMAN, Liz	(16)STRATMAN, Liz	01/18/14	6:00 p.m.	* CREIGHTON	W 58-52	402	(16)STRATMAN, Liz	(10)STRATMAN, Liz
11/16/13	12:00 p.m.	ST. MARY'S	86-90 LOT	582	(18)SCHIPPERS, Taylor	(5)MURRY, Lexus	01/25/14	12:00 p.m.	* DEPAUL	64-85 L	511	(12)MCCLUNG, Daress	(4)STRATMAN, Liz
11/18/13	7:00 p.m.	BOWLING GREEN	57-61 L	476	(13)HOWARD, Haley	(10)MCCLUNG, Daress	02/02/14	7:00 p.m.	* PROVIDENCE	W 72-69	291	(17)MURRY, Lexus	(11)MCDIVITT, Mandy
11/23/13	2 p.m.	at Indiana	69-84 L	2505	(19)MCCLUNG, Daress	(10)SCHIPPERS, Taylor	02/01/14	5:00 p.m.	* at Xavier	W 68-54	2021	(18)MCCLUNG, Daress	(11)STRATMAN, Liz
11/29/13	5:00 p.m.	vs Utah	W 66-54		(21)STRATMAN, Liz	(10)MCCLUNG, Daress	02/05/14	7:00 p.m.	* ST. JOHN'S	55-58 L	261	(13)STRATMAN, Liz	(8)MCDIVITT, Mandy
11/30/13	5:00 p.m.	vs Eastern Washington	W 74-51	413	(25)STRATMAN, Liz	(7)UCHENDU, Ijeoma	02/08/14	4:00 p.m.	* at Marquette	W 74-70	1625	(22)MCCLUNG, Daress	(4)HOWARD, Haley
12/07/13	12:00 p.m.	UIC	57-62 L	325	(23)MCCLUNG, Daress	(12)MCCLUNG, Daress	02/12/14	7:00 p.m.	* at Villanova	46-61 L	451	(16)MURRY, Lexus	(13)STRATMAN, Liz
12/13/13	7:05 p.m.	at Valparaiso	W 65-50	377	(21)SCHIPPERS, Taylor	(11)MCCLUNG, Daress	02/15/14	2:10 p.m.	* GEORGETOWN	W 67-59	1115	(20)MCCLUNG, Daress	(11)STRATMAN, Liz
12/15/13	2:00 p.m.	NORTHERN KENTUCKY	W 53-47	624	(16)SCHIPPERS, Taylor	(14)UCHENDU, Ijeoma	02/22/14	7:00 p.m.	* at DePaul	64-97 L	2821	(15)MCCLUNG, Daress	(8)MCCLUNG, Daress
12/21/13	1:05 p.m.	at Indiana State	56-62 L		(12)UCHENDU, Ijeoma	(8)HOWARD, Haley	02/25/14	7:00 p.m.	* XAVIER	W 57-52	545	(19)STRATMAN, Liz	(11)MCCLUNG, Daress
12/28/13	6:00 p.m.	* MARQUETTE	59-61 L	467	(16)SCHIPPERS, Taylor	(8)UCHENDU, Ijeoma	03/01/14	2:00 p.m.	* SETON HALL	W 74-72	814	(28)STRATMAN, Liz	(12)STRATMAN, Liz
01/01/14	1:00 p.m.	* at Providence	W 68-65	321	(21)STRATMAN, Liz	(10)MCCLUNG, Daress	03/04/14	7:30 p.m.	* at Creighton	W 67-59	1011	(20)MCCLUNG, Daress	(7)MCCLUNG, Daress
01/04/14	12:00 p.m.	* at Seton Hall	W 75-69	373	(24)MCCLUNG, Daress	(10)STRATMAN, Liz	03/09/14	2:30 p.m.	* vs Creighton	52-61 L	2172	(25)MCCLUNG, Daress	(8)STRATMAN, Liz
01/08/14	7:00 p.m.	* VILLANOVA	48-70 L	266	(17)HOWARD, Haley	(6)STRATMAN, Liz	3/20/14	7:00 p.m.	at South Dakota State	61-78 L	1812	(17)SCHIPPERS, Taylor	(12)STRATMAN, Liz
01/11/14	2:00 p.m.	* at Georgetown	79-85 L	711	(19)LANGLOIS, Blaire	(6)STRATMAN, Liz							

PLAYERS RETURNING		TOTAL										3-PTS			REBOUNDS											
No.	Player	GP	GS	Min	Avg	FG	FGA	Pct	3FG	FGA	Pct	FT	FTA	Pct	Off	Def	Tot	Avg	PF	FO	A	TO	Blk	Stl	Pts	Avg
13	UCHENDU, Ijeoma	15	2	252	16.8	46	88	.523	0	0	.000	30	41	.732	33	41	74	4.9	32	1	9	28	8	13	122	8.1
	Conference-Only...	4	0	75	18.8	18	30	.600	0	0	.000	11	17	.647	8	12	20	5.0	9	0	0	8	3	1	47	11.8
23	MURRY, Lexus	31	22	675	21.8	55	133	.414	0	2	.000	39	51	.765	12	73	85	2.7	44	0	91	61	3	23	149	4.8
	Conference-Only...	18	17	437	24.3	43	91	.473	0	2	.000	29	35	.829	7	51	58	3.2	26	0	61	37	3	12	115	6.4
02	LANGLOIS, Blaire	30	2	541	18.0	38	118	.322	20	72	.278	21	28	.750	8	43	51	1.7	28	0	54	44	5	23	117	3.9
	Conference-Only...	18	1	325	18.1	24	66	.364	11	37	.297	14	16	.875	3	26	29	1.6	13	0	35	27	1	11	73	4.1
11	SANDUSKY, Serena	18	0	95	5.3	2	8	.250	0	1	.000	6	8	.750	2	6	8	0.4	7	0	5	8	1	2	10	0.6
	Conference-Only...	10	0	65	6.5	1	5	.200	0	0	.000	2	2	1.000	2	6	8	0.8	3	0	4	5	1	2	4	0.4
33	REICHMAN, Zoe	4	0	3	0.8	0	1	.000	0	0	.000	0	0	.000	0	0	0	0.0	0	0	0	0	0	0	0	0.0
	Conference-Only...	1	0	2	2.0	0	0	.000	0	0	.000	0	0	.000	0	0	0	0.0	0	0	0	0	0	0	0	0.0
PLAYERS NOT RETURNING		TOTAL										3-PTS			REBOUNDS											
No.	Player	GP	GS	Min	Avg	FG	FGA	Pct	3FG	FGA	Pct	FT	FTA	Pct	Off	Def	Tot	Avg	PF	FO	A	TO	Blk	Stl	Pts	Avg
21	MCCLUNG, Daress	26	20	734	28.2	157	331	.474	20	66	.303	70	116	.603	43	127	170	6.5	67	1	41	62	30	35	404	15.5
	Conference-Only...	14	8	393	28.1	84	174	.483	11	32	.344	41	65	.631	17	67	84	6.0	33	0	25	34	16	19	220	15.7
05	STRATMAN, Liz	29	28	844	29.1	153	294	.520	10	33	.303	64	90	.711	62	136	198	6.8	97	4	56	55	79	26	380	13.1
	Conference-Only...	18	18	546	30.3	90	184	.489	8	19	.421	40	57	.702	46	85	131	7.3	55	1	38	33	55	19	228	12.7
01	SCHIPPERS, Taylor	31	24	914	29.5	98	284	.345	45	129	.349	92	110	.836	9	106	115	3.7	60	0	82	80	2	37	333	10.7
	Conference-Only...	18	13	536	29.8	54	174	.310	26	79	.329	45	52	.865	9	59	68	3.8	27	0	39	51	2	17	179	9.9
10	MCDIVITT, Mandy	31	31	1075	34.7	68	201	.338	58	172	.337	22	28	.786	31	90	121	3.9	55	0	58	25	6	46	216	7.0
	Conference-Only...	18	18	620	34.4	41	120	.342	37	104	.356	8	12	.667	18	56	74	4.1	32	0	33	15	2	27	127	7.1
03	HOWARD, Haley	30	26	678	22.6	62	177	.350	19	62	.306	46	65	.708	14	94	108	3.6	82	1	43	56	4	15	189	6.3
	Conference-Only...	18	15	402	22.3	41	107	.383	15	39	.385	32	43	.744	6	58	64	3.6	48	1	17	33	2	11	129	7.2
50	HAMM, Sarah	7	0	42	6.0	5	13	.385	1	2	.500	5	6	.833	7	1	8	1.1	10	1	1	4	2	0	16	2.3
	Conference-Only...	0	0	0	0.0	0	0	.000	0	0	.000	0	0	.000	0	0	0	0.0	0	0	0	0	0	0	0	0.0
22	FELDHaus, Ashton	31	0	383	12.4	24	82	.293	9	31	.290	12	21	.571	12	41	53	1.7	35	0	11	29	1	8	69	2.2
	Conference-Only...	18	0	199	11.1	9	39	.231	4	14	.286	6	9	.667	5	20	25	1.4	15	0	4	18	1	2	28	1.6
24	WRENCHER, Olivia	3	0	14	4.7	0	1	.000	0	0	.000	2	4	.500	1	3	4	1.3	2	0	1	2	0	0	2	0.7
	Conference-Only...	0	0	0	0.0	0	0	.000	0	0	.000	0	0	.000	0	0	0	0.0	0	0	0	0	0	0	0	0.0
TM	TEAM.....														45	60	105	3.4	0			9			0	
	Conference-Only...														26	35	61	3.4	0			7			0	
Total.....		31				708	1731	.409	112	570	.319	409	568	.720	279	821	1100	35.5	519	8	452	463	141	228	2007	64.7
Conference-Only...		18				405	990	.409	112	326	.344	228	308	.740	147	475	622	34.6	259	2	256	268	86	121	1150	63.9
Opponents.....																										



Creighton

MARISSA JANNING



QUICK FACTS


Location: Omaha, Neb. 68178
 Nickname: Bluejays
 Colors: Blue & White
 Enrollment: 8,236
 Director of Athletics: Bruce Rasmussen
 Home Court: D.J. Sokol Arena (2,500)
 Press Row Phone: (402) 280-5724
 2013-14 Overall Record: 20-14
 2013-14 BIG EAST Record: 12-6
 Letterwinners Returning/Lost: 8/6
 Starters Returning/Lost: 3/2

COACHING STAFF

Head Coach: Jim Flanery
 Alma Mater: Creighton, '87
 Assistant Coach: Matt Fritsche (Nebraska 1999)
 Assistant Coach: Chevelle Herring (Creighton 2010)
 Assistant Coach: Carrie Moore (Western Michigan 2007)
 Director of Operations: Jenny Vickers (Creighton 2003)

SPORTS INFORMATION

Basketball Office Phone: (402) 280-2720
 SID Contact: Glen Sisk
 Office Phone: (402) 280-2433
 Cell Phone: (402) 515-7528
 E-mail Address: glensisk@creighton.edu
 Web Address: www.gocreighton.com



BRUCE RASMUSSEN
 Director of Athletics



JIM FLANERY
 Head Coach



GLEN SISK
 Assistant Director/Athletic
 Communications

News & Notes

The BIG Picture

The Bluejays excelled in their first season of BIG EAST play, finishing in a tie for third place in the regular-season standings with a 12-6 mark, before making a trip to the WNIT and completing the year with a 20-14 overall record. Creighton returns three starters and eight letterwinners from that squad, including reigning BIG EAST Player of the Year and All-America Honorable Mention Marissa Janning.

Who's Returning

Claiming the league's top honor in her first season in the conference, BIG EAST Player of the Year Marissa Janning led all scorers at 17.6 points per game, including 19.9 per league contest. Janning will be rejoined in the backcourt by Sammy Jensen, who started 24 games for the Bluejays last season. CU's leading scorer off the bench is back in Omaha this season as well, as Alexis

Akin-Otiko will look to fill the gap left by Sarah Nelson.

Who's Gone

All-BIG EAST honoree Sarah Nelson exhausted her eligibility after a senior season in which she averaged 13.4 points and a team-high 8.1 rebounds. Nelson is one of three starters that graduated in the offseason, along with guard McKenzie Fujian, who scored a BIG EAST-best 38 points against DePaul, and Alyssa Kamphaus, who corralled 4.5 rebounds per game.

Storylines

Creighton is coming off its 15th national postseason berth in program history, advancing to the second round of the WNIT. Head coach Jim Flanery enters his 13th season in Omaha and is eyeing his fourth consecutive 20-win season, but it won't come easy in 2014-15. Three non-conference matchups come against 2014 NCAA Tournament teams, including the reigning national champions. All eyes will be on Janning this season, but the junior guard will get some reprieve from ball-handling duties from rookie Jade Owens, a talented recruit out of Chicago.

SCHEDULE

November

15 Sat.	at	Wichita State	3:05 p.m.
18 Tues.	at	South Dakota State	8 p.m.
20 Thurs.		Utah	8:05 p.m.
23 Sun.	at	Connecticut	1 p.m.
California-Berkeley Thanksgiving Tournament (Berkeley, Calif.)			
28 Fri.	vs.	Cincinnati	TBD
29 Sat.	vs.	San Jose State/California	TBD

December

3 Wed.		SETON HALL	8:05 p.m.
8 Mon.	at	Northern Iowa	8 p.m.
11 Thurs.		Nebraska	9:05 p.m.
14 Sun.		Drake	3:05 p.m.
20 Sat.		Omaha	1:05 p.m.
22 Mon.		Kansas	7:05 p.m.
30 Tues.		GEORGETOWN	8:05 p.m.

January

2 Fri.	at	XAVIER	7 p.m.
4 Sun.	at	BUTLER	1 p.m.
9 Fri.		VILLANOVA	8:05 p.m.
11 Sun.		ST. JOHN'S	2:05 p.m.
16 Fri.	at	PROVIDENCE	7 p.m.
23 Fri.	at	DEPAUL	9 p.m.
25 Sun.	at	MARQUETTE	3 p.m.
30 Fri.		XAVIER	8:05 p.m.

February

1 Sun.		BUTLER	2:05 p.m.
6 Fri.	at	ST. JOHN'S	7 p.m.
8 Sun.	at	SETON HALL	2 p.m.
15 Sun.		PROVIDENCE	2:05 p.m.
20 Fri.		DEPAUL	8:05 p.m.
22 Sun.		MARQUETTE	2:05 p.m.
27 Fri.	at	GEORGETOWN	6 p.m.

March

1 Sun.	at	VILLANOVA	1 p.m.
--------	----	-----------	--------

All dates and times (Eastern) are subject to change
 BIG EAST games in all CAPS



ROSTER

NO.	NAME	POS.	CL.	HT.	HOMETOWN/ PREVIOUS SCHOOL
1	Jade Owens	G	Fr.	5-6	River Forest, Ill./Fenwick
2	Myah Mellman	G	Fr.	5-7	Mason City, Iowa/Mason City
3	MC McGrory	G	So.	5-8	Edina, Minn./Edina
5	Sammy Jensen	G	Sr.	5-5	Ames, Iowa/Ballard
11	Bailey Norby	F	Fr.	6-2	Forest Lake, Minn./Forest Lake
12	Lauren Works	G	So.	5-7	Lincoln, Neb./Lincoln Southwest
14	Sydney Lambert	G	Fr.	5-10	Cottage Grove, Minn./Park
20	Tessa Leytem	G	Jr.	5-11	Dubuque, Iowa/Wahlert Catholic
22	Taylor Johnson	G/F	RJr.	5-11	Platte City, Mo./Platte County
23	Marissa Janning	G	Jr.	5-8	Watertown, Minn./Watertown-Mayer
33	Kylie Brown	F	Fr.	6-3	Inver Grove Heights, Minn./Simley
45	Alexis Akin-Otiko	F	Sr.	5-11	Bellevue, Neb./Bellevue West
50	Brianna Rollerson	F	So.	6-0	Omaha, Neb./Central

HEAD COACH: Jim Flanery
ASSISTANT COACHES: Matt Fritsche, Carrie Moore, Chevelle Herring
DIRECTOR OF OPERATIONS: Jenny Vickers
GRADUATE MANAGER: Carli Tritz



Creighton

HEAD COACH JIM FLANERY



FLANERY'S RECORD
Career Record (12 years)
 235-151 (.609)
Creighton Record (12 years)
 235-151 (.609)
BIG EAST Regular Season Record (1 year)
 12-6 (.667)
BIG EAST Tournament Record (1 year)
 1-1 (.500)
NCAA Record (2 appearances)
 1-2 (.333)
WNIT Record (8 appearances)
 12-7 (.632)

CREIGHTON IN THE BIG EAST

	Overall	BIG EAST	Reg. Seas. Finish
2013-14	20-14	12-6	T-3rd



PROFILE: Hired at Creighton July 19, 2002

Personal - Originally from Guthrie Center, Iowa; married (Emily); father of one son (Jackson) and one daughter (Brynn).
Education - B.A. in philosophy, Creighton (1987).
Playing File - Member of the Bluejay men's basketball team (1985-87) and golf team (1983-1987).
Coaching File - Assistant Coach, Loras College (Iowa) (1990-92).

Highlights - Flanery is entering his 13th season as Creighton's head coach and his 23rd straight season on the Bluejay bench; Creighton has qualified for the national postseason for seven consecutive seasons, including 2014's WNIT bid; the seven consecutive tournament appearances is a school-record streak; Flanery led the Bluejays to their first ever back-to-back NCAA Championship berths in 2012 and 2013; Flanery was an assistant when Creighton made the NCAAs in 2002 and 1994; in 2011, he joined a select group of coaches as he eclipsed 100 Missouri Valley Conference wins prior to CU joining the BIG EAST in 2013-14; Creighton finished in third place in its first season of BIG EAST play and reached the 20-win mark for the third consecutive season.

FLANERY'S YEAR-BY-YEAR HISTORY

YEAR	SCHOOL	OVERALL	BIG EAST	BIG EAST TOURNEY	NCAA POSTSEASON	WNIT POSTSEASON
2002-03	Creighton	24-9				3-1
2003-04	Creighton	24-9				5-0
2004-05	Creighton	19-10				0-1
2005-06	Creighton	8-21				
2006-07	Creighton	13-19				1-1
2007-08	Creighton	21-12				1-1
2008-09	Creighton	22-12				1-1
2009-10	Creighton	21-11				0-1
2010-11	Creighton	18-13				0-1
2011-12	Creighton	20-13			0-1	
2012-13	Creighton	25-8			1-1	
2013-14	Creighton	20-14	12-6 (T-3rd)	1-1	1-2 (.333)	12-7 (.632)
CAREER	12 Years	235-151 (.609)	12-6 (.667)	1-1 (.500)	1-2 (.333)	12-7 (.632)



RESULTS & STATISTICS

RECORD:	OVERALL	HOME	AWAY	NEUTRAL	ATTENDANCE SUMMARY	GAMES	TOTALS	AVG/GAME
All Games	20-14	13-2	5-10	2-2	Home	15	16075	1072
Conference	12-6	8-1	4-5	0-0	Away	15	26247	1750
Non-Conference	8-8	5-1	1-5	2-2	Neutral	4	8108	2027
					Total	34	50430	1483

Date	Time	Opponent	Score	Attend.	High Points	High Rebounds	Date	Time	Opponent	Score	Attend.	High Points	High Rebounds
11/08/13	7:05 pm	at Drake	55-62 L	3126	(21)JANNING, Marissa	(7)NELSON, Sarah	01/15/14	7:05 pm	* XAVIER	W 79-50	1340	(29)JANNING, Marissa	(8)NELSON, Sarah
11/12/13	7:05 pm	SOUTH DAKOTA STATE	W 68-63	856	(20)JANNING, Marissa	(6)NELSON, Sarah	01/18/14	6:00 PM	* at Butler	52-58 L	402	(16)FUJIAN, McKenzie	(8)AKIN-OTIKO, Alexis
11/16/13	1:00 pm	MINNESOTA	W 63-52	802	(22)NELSON, Sarah	(7)NELSON, Sarah	01/25/14	3:05 pm	* MARQUETTE	W 83-64	1361	(23)JANNING, Marissa	(10)ROLLERSON, Brianna
11/17/13	4:00 pm	at Kansas	66-74 L	1668	(22)JANNING, Marissa	(5)ROLLERSON, Brianna	01/28/14	7:00 PM	* at Seton Hall	W 76-73	511	(28)JANNING, Marissa	(12)NELSON, Sarah
11/23/13	6:05 pm	HOUSTON	W 65-55	981	(16)FUJIAN, McKenzie	(8)JANNING, Marissa	02/01/14	2:00 PM	* at Villanova	54-68 L	1009	(26)NELSON, Sarah	(11)NELSON, Sarah
11/26/13	7:05 pm	SOUTH DAKOTA	W 63-48	934	(20)JANNING, Marissa	(8)ROLLERSON, Brianna	02/05/14	7:05 pm	* GEORGETOWN	W 75-61	1227	(38)JANNING, Marissa	(10)NELSON, Sarah
12/01/13	12 p.m.	at Oklahoma	52-80 L	5066	(18)JANNING, Marissa	(8)KAMPHAU, Alyssa	02/09/14	12:00 p.	* at DePaul	66-80 L	2531	(18)FUJIAN, McKenzie	(6)NELSON, Sarah
12/07/13	2:05 pm	BYU	51-52 L	642	(20)JANNING, Marissa	(9)NELSON, Sarah	02/15/14	2:05 pm	* PROVIDENCE	W 85-64	1591	(25)FUJIAN, McKenzie	(14)NELSON, Sarah
12/14/13	11:06 a.	at Nebraska	38-63 L	5233	(8)KAMPHAU, Alyssa	(7)KAMPHAU, Alyssa	02/18/14	7:00 pm	* at Xavier	W 70-61	852	(17)JENSEN, Sammy	(10)NELSON, Sarah
12/19/13	7:30 PM	vs Oregon State	W 70-62	826	(25)NELSON, Sarah	(9)NELSON, Sarah	02/23/14	2:05 pm	* ST. JOHN'S	W 65-62	1376	(24)JANNING, Marissa	(7)FUJIAN, McKenzie
12/20/13	7:30 PM	vs Clemson	52-56 L	753	(11)NELSON, Sarah	(8)ROLLERSON, Brianna	02/26/14	7:00 pm	* SETON HALL	W 70-50	993	(17)FUJIAN, McKenzie	(14)NELSON, Sarah
12/21/13	7:30 PM	at UNLV	W 66-56	862	(17)FUJIAN, McKenzie	(8)NELSON, Sarah	03/01/14	2:00 p.m.	* at Marquette	71-73 L	1641	(21)FUJIAN, McKenzie	(7)JANNING, Marissa
12/28/13	2:05 pm	* VILLANOVA	W 65-58	1030	(19)JANNING, Marissa	(7)JANNING, Marissa	03/04/14	7:00 pm	* BUTLER	59-67 L	1011	(20)JANNING, Marissa	(10)ROLLERSON, Brianna
01/01/14	4 p.m.	* at Georgetown	WOT 65-63	349	(17)NELSON, Sarah	(12)NELSON, Sarah	03/09/14	2:30 p.m.	* vs Butler	W 61-52	2172	(21)NELSON, Sarah	(7)AKIN-OTIKO, Alexis
01/04/14	4:05 pm	* DEPAUL	W 86-78	1244	(38)FUJIAN, McKenzie	(12)NELSON, Sarah	03/10/14	3:00 p.m.	* vs St. John's	63-68 LO2	4357	(20)NELSON, Sarah	(9)NELSON, Sarah
01/08/14	7:00 p.m.	* at St. John's	48-67 L	499	(16)JANNING, Marissa	(7)NELSON, Sarah	03/20/14	7:00 pm	MISSOURI	W 77-51	687	(19)JANNING, Marissa	(11)NELSON, Sarah
01/11/14	2:00 pm	* at Providence	W 97-65	346	(34)JANNING, Marissa	(8)KAMPHAU, Alyssa	03/23/14	2 p.m.	at South Dakota State	51-62 L	2152	(15)NELSON, Sarah	(9)NELSON, Sarah

* indicates conference game

No.	Player	TOTAL										3-PTS			REBOUNDS					PF	FO	A	TO	Blk	Stl	Pts	Avg
		GP	GS	Min	Avg	FG	FGA	Pct	3FG	FGA	Pct	FT	FTA	Pct	Off	Def	Tot	Avg									
23	JANNING, Marissa	34	34	1173	34.5	189	515	.367	80	228	.351	141	165	855	30	146	176	5.2	78	1	132	98	7	26	599	17.6	
45	AKIN-OTIKO, Alexis	34	0	617	18.1	70	182	.385	1	5	200	27	37	730	42	82	124	3.6	84	2	23	41	24	21	168	4.9	
50	ROLLERSON, Brianna	34	0	323	9.5	69	115	.600	0	0	.000	14	33	424	43	75	118	3.5	49	0	7	17	32	14	152	4.5	
12	WORKS, Lauren	34	0	436	12.8	26	80	.325	20	64	.313	24	28	857	16	22	38	1.1	38	0	34	15	1	7	96	2.8	
05	JENSEN, Sammy	34	24	835	24.6	27	98	.276	27	95	.284	8	14	571	18	42	60	1.8	58	0	47	26	1	11	89	2.6	
03	MCCRORY, MC	25	0	223	8.9	16	37	.432	7	16	.438	4	5	800	8	17	25	1.0	23	0	22	12	0	5	43	1.7	
20	LEYTEM, Tessa	16	0	58	3.6	2	10	.200	2	8	.250	5	6	833	2	6	8	0.5	4	0	6	3	0	3	11	0.7	
PLAYERS NOT RETURNING																											
42	NELSON, Sarah	34	34	1142	33.6	165	363	.455	53	155	.342	72	115	626	63	211	274	8.1	89	0	117	72	38	25	455	13.4	
11	FUJIAN, McKenzie	34	34	989	29.1	155	353	.439	49	147	.333	51	80	638	34	93	127	3.7	83	0	83	90	2	32	410	12.1	
32	GARRISON, Jordan	34	10	575	16.9	40	138	.290	24	106	.226	5	8	625	8	60	68	2.0	31	0	28	17	0	10	109	3.2	
55	KAMPHAU, Alyssa	34	34	500	14.7	44	95	.463	0	0	.000	7	14	500	55	97	152	4.5	75	1	17	32	28	12	95	2.8	
21	TRITZ, Cari	1	0	1	1.0	0	0	.000	0	0	.000	0	0	.000	0	1	1	1.0	1	0	0	0	0	0	0	0.0	
02	NORMAN, Riley	2	0	3	1.5	0	1	.000	0	0	.000	0	0	.000	0	0	0	0.0	1	0	1	0	0	0	0	0.0	
TM	TEAM																										
	Total	34			803	1987	.404	263	824	.319	358	505	.709	372	903	1275	37.5	615	4	517	430	133	166	2227	65.5		
	Conference-Only	18			456	1060	.430	155	442	.351	199	288	.691	197	482	679	37.7	315	2	298	225	68	76	1266	70.3		
	Opponents	34			765	1842	.415	124	431	.288	464	684	.678	307	895	1202	35.4	551	-	403	430	103	223	2118	62.3		
	Conference-Only	18			419	1002	.418	66	229	.288	258	366	.705	163	454	617	34.3	303	3	234	212	48	126	1162	64.6		



DePaul

MEGAN ROGOWSKI



QUICK FACTS

Location: Chicago, Ill. 60614
 Nickname: Blue Demons
 Colors: Royal Blue & Scarlet
 Enrollment: 24,414
 Director of Athletics: Jean Lenti Ponsetto
 Home Court: McGrath-Phillips Arena (3,000)
 Press Row Phone: (773) 325-4901
 2013-14 Overall Record: 29-7
 2013-14 BIG EAST Record: 15-3
 Letterwinners Returning/Lost: 11/3
 Starters Returning/Lost: 4/1

COACHING STAFF

Head Coach: Doug Bruno
 Alma Mater: DePaul '73
 Assistant Coach: Candis Blankson (DePaul, 2001)
 Assistant Coach: Bart Brooks (Wyoming, 2004)
 Associate Head Coach: Jill Pizzotti (SE Missouri State, 1989)
 Director of Professional, Corporate & Community Relations:
 Lisa Ryckbosch (Loyola, 1984)

SPORTS INFORMATION

Basketball Office Phone: (773) 325-7507
 SID Contact: Alicia Pope
 Office Phone: (773) 325-4740
 Cell Phone: (815) 325-2659
 E-mail Address: apope8@depaul.edu
 Web Address: www.depaulbluedemons.com



JEAN LENTI PONSETTO
Athletics Director



DOUG BRUNO
Head Coach



ALICIA POPE
Assistant Director
Athletics Communication

News & Notes

The BIG Picture

The reigning BIG EAST regular season and tournament champion Blue Demons, who return four of their five starters from a season ago, made the program's third trip to the NCAA Sweet 16 last season and finished the year ranked No. 16 in the USA Today Coaches' Poll and No. 23 in the final Associated Press poll. DePaul will be tested heavily in non-league play with dates against a trio of teams which finished in the top 10 of the Coaches' Poll, including NCAA champions Connecticut and runner-up Notre Dame.

triples. Chanise Jenkins, who started all 36 games and averaged 10.7 points per game, and team-leading rebounder Megan Podkova (6.3 RPG) also return this season.

Who's Gone

The Blue Demons take just one significant hit this season in Jasmine Penny, but have plenty of returners and a wealth of talented newcomers to make up for Penny's graduation. Penny led DePaul in scoring at 15.8 points per game, ranking seventh in the BIG EAST, and was named the BIG EAST Tournament Most Outstanding Player after leading the Blue Demons to their first conference crown since joining the league in 2005-06.

Storylines

DePaul set program standards for points, field goals, three-pointers and assists in last season's Sweet 16 run. The team tied program records for wins with a 29-7 record, including 15-3 in BIG EAST play. Head coach Doug Bruno will be coming off another stint as an assistant coach for Team USA in the World Championships this fall and will return to Chicago to find over 75 percent of its scoring back on the court with talented incoming freshmen such as McDonald's All-American Mart'e Grays, a forward with instant-impact potential. Seasoned veterans Brittany Hrynko, Megan Rogowski and Chanise Jenkins will anchor the DePaul backcourt which controls the fast-paced, well-oiled machine that is the Blue Demon offense.

Who's Returning

All-America Honorable Mention Brittany Hrynko returns to the backcourt to pace the DePaul offense which ranked fifth in the nation last year, averaging over 83 points per contest. Hrynko, the league's leader in assists (5.6

APG) is one of four starters back for head coach Doug Bruno this season, as is long-distance sniper Megan Rogowski. Rogowski led the BIG EAST in three-point percentage (.452) and three-pointers made (114), beating out the second-ranked shooter by over five percent and 30

SCHEDULE

November

Maggie Dixon Classic (Chicago, Ill.)

14 Fri.	Texas A&M	7:30 p.m.
15 Sat.	Texas Pan-American	7:30 p.m.
16 Sun.	New Mexico	5:30 p.m.
18 Tues.	Bradley	6:30 p.m.
22 Sat.	South Dakota State	8 p.m.
29 Sat.	Northwestern	8 p.m.

December

3 Wed.	BUTLER	1 p.m.
7 Sun.	at Chicago State	3 p.m.
10 Wed.	Notre Dame	9 p.m.
17 Wed.	at Loyola	Noon
19 Fri.	at Connecticut	7:30 p.m.
22 Mon.	Hampton	8 p.m.
28 Sun.	at Illinois State	8 p.m.

January

2 Fri.	at VILLANOVA	7 p.m.
4 Sun.	at GEORGETOWN	5 p.m.
9 Fri.	at MARQUETTE	8 p.m.
11 Sun.	XAVIER	3 p.m.
16 Fri.	at ST. JOHN'S	7 p.m.
18 Sun.	at SETON HALL	2 p.m.
23 Fri.	CREIGHTON	9 p.m.
25 Sun.	PROVIDENCE	3 p.m.
30 Fri.	GEORGETOWN	8 p.m.

February

1 Sun.	VILLANOVA	3 p.m.
6 Fri.	at BUTLER	11:30 a.m.
8 Sun.	at XAVIER	2 p.m.
13 Fri.	SETON HALL	8 p.m.
15 Sun.	ST. JOHN'S	1:30 p.m.
20 Fri.	at CREIGHTON	8 p.m.
22 Sun.	at PROVIDENCE	1 p.m.

March

1 Sun.	MARQUETTE	4 p.m.
--------	-----------	--------

All dates and times (Eastern) are subject to change
 BIG EAST games in all CAPS



ROSTER

NO.	NAME	POS.	CL.	HT.	HOMETOWN/ PREVIOUS SCHOOL
1	Ashton Millender	G	Fr.	5-8	Glenwood, Ill./Marian Catholic
4	Meri Bennett-Swanson	F	So.	6-3	Vernon Hills, Ill./Vernon Hills
5	ShaKeya Graves	G	So.	5-9	Inkster, Mich./John Glenn
10	Lauren Prochaska	G	Fr.	5-8	Chicago, Ill./Trinity
12	Brittany Hrynko	G	Sr.	5-8	Philadelphia, Pa./Engineering and Science
13	Chanise Jenkins	G	Jr.	5-5	Chicago, Ill./Whitney Young
14	Jessica January	G	So.	5-7	Richfield, Minn./Richfield
15	Elri Liebenberg	F	Fr.	6-5	Rustenburg, South Africa/Bergsig Academy
21	Megan Rogowski	G	Sr.	5-9	Prospect Heights, Ill./Hersey
22	Brooke Schulte	G	So.	5-9	Germantown, Ill./Mater Dei
23	Centrese McGee	G	Sr.	5-7	Calumet City, Ill./Thorton Fractional North
30	Megan Podkova	F	Jr.	6-2	Glenview, Ill./Trinity
33	Madeline Crowell	G	So.	5-10	Bel Air, Md./The Bryn Mawr School
35	Mart'e Grays	F	Fr.	6-2	Detroit, Mich./Detroit Martin Luther King Jr.
44	Brandi Harvey-Carr	F	So.	6-4	Camden, N.J./Leap Academy
45	Meghan Waldron	G	Fr.	5-11	Wheaton, Ill./Wheaton Warrenville South

HEAD COACH: Doug Bruno
ASSOCIATE HEAD COACH: Jill M. Pizzotti
ASSISTANT COACHES: Candis Blankson, Bart Brooks
VIDEO COORDINATOR: Michael Fahey
DIR. OF PROFESSIONAL, CORPORATE & COMMUNITY RELATIONS:
 Lisa Ryckbosch





Georgetown

KATIE McCORMICK



QUICK FACTS


Location: Washington, D.C. 20057
 Nickname: Hoyas
 Colors: Blue and Gray
 Enrollment: 15,318
 Director of Athletics: Lee Reed
 Home Court: McDonough Arena (2,400)
 Press Row Phone: (202) 687-1581
 2013-14 Overall Record: 11-21
 2013-14 BIG EAST Record: 4-14
 Letterwinners Returning/Lost: 8/6
 Starters Returning/Lost: 2/3

COACHING STAFF

Head Coach: Natasha Adair
 Alma Mater: South Florida '94
 Assistant Coach: Melba Chambers (Georgetown '99)
 Assistant Coach: James Clark (La Salle '04)
 Assistant Coach: Sarah Jenkins (Georgetown '05)
 Director of Operations: David White (North Carolina '11)

SPORTS INFORMATION

Basketball Office Phone: (202) 687-6613
 SID Contact: Barbara Barnes
 Office Phone: (202) 687-7155
 Cell Phone: (202) 716-7760
 E-mail Address: bj57@georgetown.edu
 Web Address: www.guhoyas.com



LEE REED
Director of Athletics



NATASHA ADAIR
Head Coach



BARBARA BARNES
Director of Sports Information

News & Notes

The BIG Picture

Following a coaching change late in preseason, the Hoyas went 11-21 overall, which included three consecutive two-point overtime setbacks, and 4-14 in BIG EAST play to finish eighth last season. GU advanced to the BIG EAST Tournament Quarterfinals where it met future champion DePaul. With a new coach at the helm in Natasha Adair, the Hoyas will aim to return to their winning tradition.

Who's Returning

The Hoyas return two starters and eight letterwinners from last season, including BIG EAST All-Freshman Team honoree Faith Woodard. Woodard started in 26 games, including 12 of the final 13, and averaged 10.2 points and 4.3 rebounds per contest while tallying 80 assists. Logan Battle, who started in 12

games last year and averaged 7.1 points and 3.0 rebounds, is also back on the Hilltop, as is Katie McCormick, the team's leading free-throw shooter at over 80 percent.

Who's Gone

The offseason saw the departure of reigning BIG EAST Freshman of the Year Natalie Butler. Butler broke school and conference records for single-season rebounds by gathering 425 boards (13.3 RPG), including a 13.8 average in BIG EAST play. Team leading scorer Andrea White (15.2 PPG, 9.0 RPG) graduated in May, while assist leader Samisha Powell (3.3 APG) also exhausted her eligibility.

Storylines

Natasha Adair enters her first season on the Hilltop and inherits a program looking for stability. Adair becomes the third different head coach since the Hoyas' last NCAA Tournament trip in 2011-12, but welcomes back a talented young group and notable additions in 2014 Virginia Gatorade Player of the Year and BIG EAST Preseason Rookie of the Year Dorothy Adomako, as well as the 16th-ranked center in the Class of 2014 in Yazmine Belk. Georgetown will spend much of the non-conference slate away from McDonough Arena, including a trip to Lawrence, Kan., for the Naismith Hall of Fame Women's Challenge.

SCHEDULE

November

14	Fri.	Maryland-Eastern Shore	7 p.m.
16	Sun.	at Richmond	2 p.m.
19	Wed.	Loyola-Maryland	8 p.m.
Naismith Basketball Hall of Fame Women's Challenge (Lawrence, Kan.)			
21	Fri.	vs. Temple	8:30 p.m.
22	Sat.	vs. Alabama	6:30 p.m.
23	Sun.	at Kansas	2 p.m.
28	Fri.	Florida	7 p.m.
Naismith Basketball Hall of Fame Women's Challenge (Uncasville, Conn.)			
30	Sun.	vs. Holy Cross	3 p.m.

December

6	Sat.	at Princeton	2 p.m.
9	Tues.	at George Washington	7 p.m.
13	Sat.	Memphis	2 p.m.
22	Mon.	St. Bonaventure	2 p.m.
30	Tues.	at Creighton	8 p.m.

January

2	Fri.	MARQUETTE	7:30 p.m.
4	Sun.	DEPAUL	5 p.m.
9	Fri.	PROVIDENCE	7 p.m.
11	Sun.	at VILLANOVA	5 p.m.
16	Fri.	at XAVIER	7 p.m.
18	Sun.	at BUTLER	4 p.m.
23	Fri.	ST. JOHN'S	6 p.m.
25	Sun.	SETON HALL	Noon
30	Fri.	at DEPAUL	8 p.m.

February

1	Sun.	at MARQUETTE	3 p.m.
8	Sun.	VILLANOVA	5 p.m.
13	Fri.	XAVIER	8 p.m.
15	Sun.	BUTLER	1 p.m.
20	Fri.	at SETON HALL	7 p.m.
22	Sun.	at ST. JOHN'S	2 p.m.
27	Fri.	CREIGHTON	7 p.m.

March

1	Sun.	at PROVIDENCE	1 p.m.
---	------	---------------	--------

All dates and times (Eastern) are subject to change
 BIG EAST games in all CAPS



ROSTER

NO.	NAME	POS.	CL.	HT.	HOMETOWN/ PREVIOUS SCHOOL
1	Katie McCormick	G	Jr.	5-9	Leonardtown, Md./Saint Mary's Ryken
2	DiDi Burton	G	Fr.	5-5	Baltimore, Md./Baltimore City College
3	Tyshell King	G	So.	5-11	Baltimore, Md./St. Frances Academy
4	Chenya Sealey	G	Fr.	5-8	Bartow, Fla./Bartow
10	Ki-Ke Rafiu	F	Jr.	6-2	Offa, Nigeria/Saints Neuman-Goretti (Pa.)
12	Justyce Swango	G	Fr.	5-5	Virginia Beach, Va./Princess Anne
13	Jade Martin	G	So.	5-11	Bloomington, Minn./John F. Kennedy
22	Logan Battle	F/G	Jr.	6-2	Springfield, Va./West Springfield
24	Faith Woodard	F	So.	6-2	Brandon, Fla./Freedom
32	Yazmine Belk	C	Fr.	6-3	Queens, N.Y./Nazareth Regional
33	Brittany Home	F	Jr.	6-1	Carmel, N.Y./Carmel
34	Dorothy Adomako	G	Fr.	6-1	Midlothian, Va./Cosby
35	Dominique Vitalis	F	Jr.	6-2	Bloomfield, N.J./Gill St. Bernard's

HEAD COACH: Natasha Adair
ASSISTANT COACHES: Melba Chambers, James Clark, Sarah Jenkins
DIRECTOR OF BASKETBALL OPERATIONS: David White





Georgetown

HEAD COACH NATASHA ADAIR



PROFILE: Hired at Georgetown on April 14, 2014

Personal – A native of Silver Spring, Md., Adair (nee Barnes) and her husband Aaron have two children, son, Aaron Michael, and daughter, Alyssa Michelle.

Education – Adair attended Pensacola Junior College for two years before transferring to the University of South Florida, where she received her undergraduate degree in communications in 1994.

Playing Career – A former high school All-American and top national recruit, Adair played two seasons at Pensacola Junior College before transferring to USF under head coach Trudi Lacey, former general manager and head coach of the WNBA's Washington Mystics; she led the squad in rebounding during the 1993-94 season with 238 (8.8 rpg); Adair was inducted into the Albert Einstein High School Hall of Fame in November 2011.

Coaching File – Adair was the College of Charleston head coach for two seasons (2012-14) prior to arriving on the Hilltop; before her time at CoC, Adair spent 14 seasons in the assistant coaching ranks, including six with the Hoyas (1998-2004); spent eight years as an assistant to Mike Petersen at Wake Forest University; was promoted to associate head coach in 2007.

Highlights – In College of Charleston's first season in the Colonial Athletic Association, Adair led the team to a record of 19-15, marking the third-highest win total in the school's Division I era; the squad finished third in conference play, defeated five postseason teams from a year ago and advanced to the semifinals of both the CAA Championship and the Women's Basketball Invitational (WBI); as an assistant, helped guide Wake Forest to four postseason tournament appearances, including the program's second 20-win campaign (20-14); was part of the winningest women's basketball staff in Wake Forest history, coaching a senior class that posted 72 wins from 2009-12.

ADAIR'S YEAR-BY-YEAR HISTORY

YEAR	SCHOOL	OVERALL	BIG EAST	BIG EAST TOURNAMENT	NCAA POSTSEASON
2012-13	College of Charleston	16-16			
2013-14	College of Charleston	19-15			
Total	2 Years	35-31 (.530)	0-0 (.000)	0-0 (.000)	0-0 (.000)

ADAIR'S RECORD

Career Record (2 years)

35-31 (.530)

Georgetown Record (First year)

n/a

BIG EAST Regular Season Record (First year)

n/a

BIG EAST Tournament (First year)

n/a

BIG EAST Overall Record (First year)

n/a

NCAA Record

n/a

WNIT Record

n/a

GEORGETOWN IN THE BIG EAST

Year	Overall	BIG EAST	Reg. Seas. Finish
1982-83	10-15	3-5	tied-6th
1983-84	10-15	2-6	tied-7th
1984-85	7-21	3-13	8th
1985-86	8-20	3-13	8th
1986-87	7-21	4-12	7th
1987-88	7-21	3-13	9th
1988-89	13-16	4-12	8th
1989-90	13-14	5-11	tied-7th
1990-91	12-15	5-11	7th
1991-92	20-8	13-5	tied-2nd
1992-93	23-7	15-3	tied-1st
1993-94	12-15	6-12	8th
1994-95	11-17	6-12	7th
1995-96	12-15	7-11	6th BE 7
1996-97	17-11	9-9	1st BE 7
1997-98	9-19	5-13	6th BE 7
1998-99	18-12	10-8	5th
1999-00	17-13	9-7	5th
2000-01	17-15	6-10	tied-8th
2001-02	12-16	4-12	12th
2002-03	15-14	6-10	9th
2003-04	13-15	7-9	9th
2004-05	12-16	7-9	tied-6th
2005-06	10-17	3-13	tied-13th
2006-07	13-16	3-13	tied-13th
2007-08	15-14	5-11	tied-11th
2008-09	20-14	7-9	tied-9th
2009-10	26-7	13-3	tied-2nd
2010-11	24-11	9-7	tied-7th
2011-12	23-9	11-5	tied-4th
2012-13	1516	5-11	tied-11th
2013-14	11-21	4-14	8th



RESULTS & STATISTICS

RECORD:	OVERALL:	HOME	AWAY	NEUTRAL	ATTENDANCE SUMMARY	GAMES	TOTALS	AVG/GAME
All Games	11-21	7-7	2-11	2-3	Home	14	10270	734
Conference	4-14	4-5	0-9	0-0	Away	13	18078	1391
Non-Conference	7-7	3-2	2-2	2-3	Neutral	5	9325	1865
					Total	32	37673	1177

Date	Time	Opponent	Score	Attend.	High Points	High Rebounds	Date	Time	Opponent	Score	Attend.	High Points	High Rebounds
11/08/13	7 p.m.	RICHMOND	W 82-78	891	(17)COOPER, Shayla	(13)BUTLER, Natalie	01/15/14	7:00 p.m.	* at Providence	61-70 L	303	(21)WHITE, Andrea	(14)BUTLER, Natalie
11/15/13	7 p.m.	at South Dakota State	80-86 L	1806	(20)BUTLER, Natalie	(13)BUTLER, Natalie	01/18/14	2:00 PM	* at Seton Hall	62-73 L	708	(17)WHITE, Andrea	(14)BUTLER, Natalie
11/17/13	3 p.m.	CALIFORNIA	52-67 L	481	(16)BUTLER, Natalie	(15)BUTLER, Natalie	01/22/14	8 p.m.	* DEPAUL	69-92 L	307	(21)WHITE, Andrea	(10)BUTLER, Natalie
11/23/13	2 p.m.	PRINCETON	W 66-64	519	(25)WHITE, Andrea	(7)WHITE, Andrea	01/26/14	6:00 p.m.	* at St. John's	63-66 L	1215	(18)WHITE, Andrea	(10)BUTLER, Natalie
							01/29/14	7 p.m.	* VILLANOVA	49-59 L	537	(19)BUTLER, Natalie	(15)WHITE, Andrea
11/26/13	6 pm	vs Nicholls State	W 67-55	3724	(17)BUTLER, Natalie	(14)BUTLER, Natalie	02/01/14	2:00 p.m.	* at Marquette	54-77 L	1403	(18)WOODARD, Faith	(8)BUTLER, Natalie
11/27/13	5 pm	at Alaska Anchorage	W 92-78	3859	(23)WHITE, Andrea	(21)BUTLER, Natalie	02/05/14	7:05 pm	* at Creighton	61-75 L	1227	(17)WHITE, Andrea	(14)BUTLER, Natalie
12/03/13	8 p.m.	GEORGE WASHINGTON	W 78-57	1471	(17)BUTLER, Natalie	(13)WHITE, Andrea	02/08/14	4 p.m.	* XAVIER	W 66-58	1791	(25)WHITE, Andrea	(17)BUTLER, Natalie
12/08/13	2 p.m.	PENN STATE	68-77 L	529	(17)MCCORMICK, Katie	(9)BUTLER, Natalie	02/12/14	12:00 p.	* SETON HALL	71-72 L	163	(17)BATTLE, Logan	(12)BUTLER, Natalie
12/10/13	7:00 PM	at Yale	W 66-65	352	(28)WHITE, Andrea	(12)WHITE, Andrea							
12/20/13	3:30 p.m	vs Michigan State	54-67 L	253	(16)MCCORMICK, Katie	(12)BUTLER, Natalie	02/15/14	2:10 PM	* at Butler	59-67 L	1115	(18)WHITE, Andrea	(15)BUTLER, Natalie
							02/18/14	8 p.m.	* ST. JOHN'S	W 60-57	525	(13)POWELL, Samisha	(14)BUTLER, Natalie
12/21/13	1 p.m.M	vs Western Kentucky	55-57 L		(12)WHITE, Andrea	(14)BUTLER, Natalie	02/23/14	1:00 PM	* at Villanova	52-65 L	1009	(16)WHITE, Andrea	(13)BUTLER, Natalie
12/28/13	2 pm ET	at Florida	65-67 LOT	1629	(16)BUTLER, Natalie	(18)BUTLER, Natalie	03/01/14	3 p.m.	* PROVIDENCE	W 71-65	1393	(17)WHITE, Andrea	(20)BUTLER, Natalie
					(16)MARTIN, Jade		03/04/14	8:00 p.m	* at DePaul	74-91 L	2811	(17)BATTLE, Logan	(13)BUTLER, Natalie
01/01/14	4 p.m.	* CREIGHTON	63-65 LOT	349	(24)BUTLER, Natalie	(13)BUTLER, Natalie	03-08-14	6:30 p.m	vs Xavier	W 56-37	2221	(13)WOODARD, Faith	(13)BUTLER, Natalie
						(13)POWELL, Samisha							
01/04/14	4 p.m.	* MARQUETTE	80-82 LOT	603	(22)WHITE, Andrea	(12)BUTLER, Natalie	03/09/14	6:00 p.m	vs DePaul	54-78 L	3127	(20)BATTLE, Logan	(11)BUTLER, Natalie
01/08/14	7:00 pm	* at Xavier	68-85L	641	(16)WHITE, Andrea	(20)BUTLER, Natalie							
01/11/14	2 p.m.	* BUTLER	W 85-79	711	(25)WHITE, Andrea	(15)BUTLER, Natalie							

* indicates conference game

PLAYERS RETURNING													REBOUNDS													
No.	Player	GP	GS	Min	Avg	FG	Pct	3FG	Pct	FT	FTA	Pct	Off	Def	Tot	Avg	PF	FO	A	TO	Bk	Stl	Pts	Avg		
24	WOODARD, Faith	32	26	1013	31.7	109	288	378	3	76	137	4.3	68	2	80	97	26	32	327	10.2						
	Conference-Only...	18	15	605	33.6	65	163	399	2	154	63	82	7.68	22	44	66	3.7	35	1	48	63	16	21	195	10.8	
01	MCCORMICK, Katie	28	15	758	27.1	80	244	328	45	145	310	33	41	805	14	52	66	2.4	60	1	49	62	3	28	238	8.5
	Conference-Only...	15	4	358	23.9	32	103	311	18	68	265	15	20	750	8	19	27	1.8	31	0	24	21	1	14	97	6.5
22	BATTLE, Logan	21	12	417	19.9	57	122	467	24	54	444	11	19	579	11	53	64	3.0	51	1	15	38	12	9	149	7.1
	Conference-Only...	17	10	328	19.3	43	97	443	17	40	425	10	15	667	9	37	46	2.7	42	1	11	30	7	6	113	6.6
13	MARTIN, Jade	32	5	467	14.6	42	120	350	13	53	245	5	24	208	18	30	48	1.5	43	0	33	37	7	12	102	3.2
	Conference-Only...	18	3	231	12.8	16	60	267	4	27	148	3	14	214	8	11	19	1.1	22	0	15	18	2	5	39	2.2
35	VITALIS, Dominique	31	0	268	8.6	37	92	402	0	0	0.00	18	25	720	36	48	84	2.7	40	0	8	34	4	6	92	3.0
	Conference-Only...	18	0	131	7.3	17	42	405	0	0	0.00	6	8	750	16	24	40	2.2	18	0	4	19	2	4	40	2.2
03	KING, Tyshell	28	4	284	10.1	19	62	306	4	15	267	9	19	474	7	17	24	0.9	38	0	11	30	1	5	51	1.8
	Conference-Only...	17	4	187	11.0	15	46	326	2	11	182	6	13	462	4	14	18	1.1	17	0	8	14	0	3	38	2.2
10	RAFIU, Ki-Ke	11	0	33	3.0	4	6	667	0	1	0.00	0	1	0.00	2	4	6	0.5	4	0	1	6	1	2	8	0.7
	Conference-Only...	10	0	31	3.1	4	5	800	0	0	0.00	0	1	0.00	2	4	6	0.6	4	0	1	6	1	2	8	0.8

PLAYERS NOT RETURNING													REBOUNDS													
No.	Player	GP	GS	Min	Avg	FG	Pct	3FG	Pct	FT	FTA	Pct	Off	Def	Tot	Avg	PF	FO	A	TO	Bk	Stl	Pts	Avg		
32	COOPER, Shayla	2	2	65	32.5	12	26	462	2	3	667	6	10	600	3	14	17	8.5	8	1	7	11	2	2	32	16.0
	Conference-Only...	0	0	0	0.0	0	0	0.00	0	0	0.00	0	0	0.00	0	0	0	0.0	0	0	0	0	0	0	0.0	
11	WHITE, Andrea	31	31	1004	32.4	201	411	489	4	19	211	66	100	660	107	173	280	9.0	100	3	68	95	27	46	472	15.2
	Conference-Only...	17	17	562	33.1	126	254	496	4	19	211	33	51	647	65	95	160	9.4	52	2	34	51	9	20	289	17.0
51	BUTLER, Natalie	32	32	1157	36.2	168	342	491	0	0	0.00	109	164	665	145	280	425	13.3	87	1	61	102	59	11	445	13.9
	Conference-Only...	18	18	666	37.0	96	191	503	0	0	0.00	59	89	663	88	160	248	13.8	48	0	37	49	32	6	251	13.9
23	POWELL, Samisha	32	31	966	30.2	67	175	383	7	34	206	42	67	627	26	89	115	3.6	93	4	104	107	6</			



Marquette

QUICK FACTS

Location Milwaukee, Wis.
 Nickname Golden Eagles
 Colors Blue and Gold
 Enrollment 11,782
 Athletics Director Larry Williams
 Home Court Al McGuire Center
 Press Row Phone 414-288-0340
 2013-14 Overall Record: 22-11
 2013-14 BIG EAST Record: 11-7
 Letterwinners Returning/Lost 6/5
 Starters Returning/Lost 2/3

COACHING STAFF

Head coach: Carolyn Kieger
 Alma Mater: Marquette '06
 Assistant Coach: Ginny Boggess (Wingate '03)
 Assistant Coach: Scott Merritt (Marquette '04)
 Assistant Coach: Vernetta Skeete (Alcorn State '05)
 Director of Program Development: Rachel Sander (Miami '04)
 Director of Player Development: Keisha Oliver-Hayes (Marquette '00)

SPORTS INFORMATION

Basketball Office Phone 414-288-5784
 Media Relations Contact Megan O'Shea
 Office Phone 414-288-7419
 Media Relations Fax 414-288-6519
 Personal Phone 812-369-0311
 Email Address megan.oshea@marquette.edu
 Website www.GoMarquette.com

DID YOU KNOW?

Katherine Plouffe became the first BIG EAST Scholar-Athlete of the Year from Marquette in 2014. In addition to being an Honorable Mention All-American on the court, Plouffe carried a GPA greater than 3.4 while getting her degree in communication studies.



BILL SCHOLL
Athletic Director



CAROLYN KIEGER
Head Coach



MEGAN O'SHEA
Assistant Director of Media Relations

News & Notes

The BIG Picture

MU went 22-11 last season, including 11-7 in BIG EAST play to secure fifth place with its second-highest league win total since joining the conference in 2005-06. Earning a WNIT invite, the Golden Eagles made their 12th national postseason appearance in the last 13 seasons, but underwent a coaching staff overhaul during the offseason and will need to replace three starters on the court.

Who's Returning

Arlesia Morse, who played in all 33 games last year, came off the bench in all but one but was MU's third leading scorer at 11.5 points per game and shot over 42 percent from the floor. Morse eclipsed the 1,000-career point mark after three seasons. Apiew Ojulu, who started 32 games and averaged 7.4 points, 5.0 rebounds per contest also returns, as does Cristina Bigica, a 31-game starter a season ago.

Who's Gone

All-America Honorable Mention, BIG EAST Scholar-Athlete of the Year and the league's No. 2 scorer, Katherine Plouffe graduated after scoring over 1,500 career points and grabbing nearly 1,000 rebounds. Additionally, Marquette will have to replace Brooklyn Pumroy, who started all 33 games at point guard, the team's second leading scorer (12.8 PPG) in Katie Young, and bench contributor Ashley Santos.

Storylines

Former Marquette standout Carolyn Kieger took over the head coaching reins at her alma mater, replacing the program's all-time wins leader in Terri Mitchell. Kieger was a four-year starter and three-time captain for Mitchell and enters her first year as a head coach after serving as an assistant for the last six seasons at Miami. Kieger will rely on veteran guard Arlesia Morse to lead an experienced backcourt while welcoming five newcomers, including two top-25 point guard prospects from the Class of 2014, and redshirt freshman JeTaun Rouse, a four-star recruit ranked 50th in the Class of 2013 who missed last season due to injury.

SCHEDULE

November

15 Sat.	Green Bay	2 p.m.
17 Mon.	Loyola	8 p.m.
21 Fri.	at Wake Forest	6 p.m.
23 Sun.	at Duke	2 p.m.
26 Wed.	Milwaukee	8 p.m.
30 Sun.	South Dakota	3 p.m.

December

2 Tues.	at Auburn	7 p.m.
6 Sat.	at Wisconsin	TBA
15 Mon.	Northern Kentucky	8 p.m.
18 Thurs.	Vanderbilt	1 p.m.
21 Sun.	Western Illinois	3 p.m.
30 Tues.	XAVIER	8 p.m.

January

2 Fri.	at GEORGETOWN	7:30 p.m.
4 Sun.	at VILLANOVA	1 p.m.
9 Fri.	DEPAUL	8 p.m.
11 Sun.	BUTLER	3 p.m.
16 Fri.	at SETON HALL	7 p.m.
18 Sun.	at ST. JOHN'S	2 p.m.
23 Fri.	PROVIDENCE	8 p.m.
25 Sun.	CREIGHTON	3 p.m.
30 Fri.	VILLANOVA	8 p.m.

February

1 Sun.	GEORGETOWN	3 p.m.
6 Fri.	at XAVIER	7 p.m.
8 Sun.	at BUTLER	1 p.m.
13 Fri.	ST. JOHN'S	9 p.m.
15 Sun.	SETON HALL	3 p.m.
20 Fri.	at PROVIDENCE	7 p.m.
22 Sun.	at CREIGHTON	2 p.m.

March

1 Sun.	at DEPAUL	4 p.m.
--------	-----------	--------

All dates and times (Eastern) are subject to change.
 BIG EAST games in all CAPS

APIEW OJULU



ROSTER

NO.	NAME	POS.	CL.	HT.	HOMETOWN/ PREVIOUS SCHOOL
2	Hannah Grim	G	Fr.	5-8	Apple Valley, Minn./Rosemount
3	McKayla Vantz	G	So.	6-1	Sun Prairie, Wis./Sun Prairie
4	Arlesia Morse	G	Sr.	5-10	Flint, Mich./Hamady
11	Apiew Ojulu	F	Sr.	6-3	Lakeville, Minn./Lakeville North
15	Kenisha Bell	G	Fr.	5-8	Minneapolis, Minn./Kennedy
21	Tia Elbert	G	Fr.	5-7	Oakdale, Minn./Tartan
23	JeTaun Rouse	G	RS-Fr.	5-9	Chicago, Ill./Marist
31	Shantelle Valentine	F	Fr.	6-3	Toronto, Ontario, Canada/St. Roch
32	Lauren Tibbs	C	RS-Jr.	6-4	Taylor Mill, Ky./Scott
34	Chelsie Butler	C	Sr.	6-5	Minerva, Ohio/Minerva
35	Cristina Bigica	G	Sr.	5-10	Bucharest, Romania/ Grigore Moisil National College

HEAD COACH: Carolyn Kieger
ASSISTANT COACHES: Ginny Boggess, Scott Merritt, Vernetta Skeete
DIR. OF STUDENT-ATHLETE DEVELOPMENT: Kiesha Oliver-Hayes
DIRECTOR OF PROGRAM DEVELOPMENT: Rachel Sander
GRADUATE ASSISTANTS: Matt Narveson, Marylynn Schaefer



Marquette

HEAD COACH CAROLYN KIEGER



PROFILE: Hired at Marquette May 1, 2014

Personal - Native of Roseville, Minn.

Education - Kieger graduated Cum Laude from Marquette in 2006, earning her bachelor's degree in broadcasting and electronic communications.

Playing Career - Kieger was a four-year starter and three-year captain for Marquette (2002-06); MU's all-time assists leader; only player in program history with at least 1,200 points, 400 rebounds and 600 assists in their career; three-time all-league selection; finalist for Nancy Lieberman Award in 2005-06; 2006 BIG EAST Sportsmanship Award recipient; McCahill Award recipient which recognizes a graduated senior who demonstrated the highest performance in scholarship, leadership and athletics at Marquette.

Coaching File - Kieger became Marquette's fifth head coach on May 1, 2014; spent the last six seasons (2008-14) as an assistant coach at the University of Miami; previously served as the Hurricanes' coordinator of basketball operations in 2006-07; Marquette's Director of Operations during the 2007-08 season.

Highlights - As an assistant coach at Miami, Kieger was primarily responsible for guard development; star Hurricane guard Shenise Johnson became an All-American under her tutelage and was also honored as the ACC Player of the Year (2010-11); Miami was crowned ACC regular-season champions in 2011; coached All-ACC First Team selection and ACC scoring champion Riquana Williams.

KIEGER'S YEAR-BY-YEAR HISTORY

Year	School	Overall	BIG EAST	BIG EAST Tournament	NCAA Postseason	WNIT Postseason
2014-15	Marquette	First Year				

CAREER First Year

KIEGER'S RECORD

- Career Record (First year) n/a
 - Marquette Record (First year) n/a
 - BIG EAST Regular Season Record (First year) n/a
 - BIG EAST Tournament Record (First year) n/a
 - BIG EAST Overall Record (First year) n/a
 - NCAA Record n/a
 - WNIT Record n/a
- | Year | Overall | BIG EAST | Reg. Seas. Finish |
|---------|---------|----------|-------------------|
| 2005-06 | 22-11 | 9-7 | Tied-6th |
| 2006-07 | 26-7 | 12-4 | Tied-2nd |
| 2007-08 | 21-14 | 8-8 | tied-8th |
| 2008-09 | 17-16 | 7-9 | tied-9th |
| 2009-10 | 17-16 | 6-10 | tied-10th |
| 2010-11 | 24-9 | 10-6 | tied-5th |
| 2011-12 | 14-17 | 4-12 | 14th |
| 2012-13 | 16-16 | 7-9 | tied-9th |
| 2013-14 | 22-11 | 11-7 | 5th |




RESULTS & STATISTICS

RECORD:	OVERALL:	HOME	AWAY	NEUTRAL	ATTENDANCE SUMMARY	GAMES	TOTALS	AVG/GAME
All Games	22-11	11-5	8-5	3-1	Home	16	24508	1532
Conference	11-7	6-3	5-4	0-0	Away	13	15519	1194
Non-Conference	11-4	5-2	3-1	3-1	Neutral	4	7897	1974
					Total	33	47924	1452

Date	Time	Opponent	Score	Attend.	High Points	High Rebounds	Date	Time	Opponent	Score	Attend.	High Points	High Rebounds
11/11/13	7 p.m.	ARKANSAS PINE BLUFF	W 96-44	1042	(19)MORSE, Arlesia	(13)PLOUFFE, Katherine	01/29/14	7:00 p.m.	* at DePaul	85-91 L	2314	(19)BIGICA, Cristina	(11)PLOUFFE, Katherine
11/17/13	2 p.m.	at Vanderbilt	W 82-77	4229	(16)PLOUFFE, Katherine	(11)PLOUFFE, Katherine	02/01/14	2:00 p.m.	* GEORGETOWN	W 77-54	1403	(21)MORSE, Arlesia	(9)YOUNG, Katie
11/21/13	7:00 p.m.	CENTRAL MICHIGAN	W 84-72	907	(28)YOUNG, Katie	(13)YOUNG, Katie						(9)OJULU, Apiew	
												(7)TIBBS, Lauren	
11/24/13	3:00 p.m.	DUKE	61-78 L	2451	(21)YOUNG, Katie	(13)YOUNG, Katie	02/05/14	7:00 p.m.	* SETON HALL	W 62-60	1090	(14)PLOUFFE, Katherine	(15)YOUNG, Katie
11/29/13	2:30 p.m.	vs Tennessee Tech	W 84-64		(24)MORSE, Arlesia	(9)YOUNG, Katie	02/08/14	4:00 p.m.	* BUTLER	W 70-74 L	1625	(21)YOUNG, Katie	(15)YOUNG, Katie
11/30/13	2:30 p.m.	vs Utah	W 72-65	413	(21)PLOUFFE, Katherine	(11)YOUNG, Katie	02/11/14	7:00 p.m.	* at Providence	W 71-62	219	(18)MORSE, Arlesia	(14)YOUNG, Katie
11/09/13	2 p.m.	WAKE FOREST	W 90-71	1481	(26)PLOUFFE, Katherine	(15)PLOUFFE, Katherine	02/15/14	12:00 p.	* XAVIER	W 75-54	1475	(19)YOUNG, Katie	(8)YOUNG, Katie
12/07/13	7:00 p.m.	WISCONSIN	60-62 L	1856	(16)PLOUFFE, Katherine	(10)PLOUFFE, Katherine	02/18/14	7:00 p.m.	* DEPAUL	W 80-74	1206	(17)MORSE, Arlesia	(12)PLOUFFE, Katherine
12/15/13	1 p.m.	at Milwaukee	W 71-52	787	(18)OJULU, Apiew	(15)PLOUFFE, Katherine	02/22/14	2:00 p.m.	* at Seton Hall	86-90 LOT	500	(23)PLOUFFE, Katherine	(12)YOUNG, Katie
12/18/13	Noon	ORAL ROBERTS	WOT 79-71	3804	(28)MORSE, Arlesia	(12)YOUNG, Katie	02/26/14	7 p.m.	* at St. John's	W 74-61	581	(26)YOUNG, Katie	(12)YOUNG, Katie
12/20/13	7:00 p.m.	DENVER	W 71-54	980	(16)MORSE, Arlesia	(11)TIBBS, Lauren	03/01/14	2:00 p.m.	* CREIGHTON	W 73-71	1641	(33)PLOUFFE, Katherine	(8)PLOUFFE, Katherine
12/28/13	6:00 p.m.	* at Butler	W 61-59	467	(11)TIBBS, Lauren	(8)YOUNG, Katie						(8)YOUNG, Katie	
					(11)OJULU, Apiew		03/04/14	7:00 p.m.	* at Villanova	64-81 L	859	(13)PUMROY, Brooklyn	(4)MORSE, Arlesia
					(11)PUMROY, Brooklyn							(4)YOUNG, Katie	
12/31/13	Noon	* VILLANOVA	61-63 L	1211	(14)PLOUFFE, Katherine	(9)PLOUFFE, Katherine	03/09/14	8:30 p.m.	vs Villanova	W 56-53	3127	(14)PLOUFFE, Katherine	(13)PLOUFFE, Katherine
01/04/14	4 p.m.	* at Georgetown	WOT 82-80	603	(33)PLOUFFE, Katherine	(13)PLOUFFE, Katherine	03/10/14	5:30 p.m.	vs DePaul	90-100 L	4357	(25)YOUNG, Katie	(17)PLOUFFE, Katherine
01/11/14	2:00 p.m.	* at Xavier	W 73-67		(23)PLOUFFE, Katherine	(9)PLOUFFE, Katherine	03/20/14	7:05 p.m.	at Indiana State	W 63-61	1130	(19)PLOUFFE, Katherine	(26)PLOUFFE, Katherine
01/18/14	4:00 p.m.	* ST. JOHN'S	47-49 L	1364	(18)PLOUFFE, Katherine	(11)YOUNG, Katie	03/22/14	7 p.m.	at Indiana	69-72 L	2469	(19)YOUNG, Katie	(6)PLOUFFE, Katherine
01/21/14	7:00 p.m.	* PROVIDENCE	W 87-79	972	(23)PLOUFFE, Katherine	(10)YOUNG, Katie						(6)YOUNG, Katie	
01/25/14	3:05 p.m.	* at Creighton	64-83 L	1361	(12)OJULU, Apiew	(8)TIBBS, Lauren							


* indicates conference game

PLAYERS RETURNING		TOTAL										3-PTS			REBOUNDS											
No.	Player	GP	GS	Min	Avg	FG	FGA	Pct	3FG	FGA	Pct	FT	FTA	Pct	Off	Def	Tot	Avg	PF	FO	A	TO	Blk	Stl	Pts	Avg
04	MORSE, Arlesia	33	1	823	24.9	129	301	.429	49	137	.358	74	97	.763	44	64	108	3.3	64	2	19	45	2	29	381	11.5
	Conference-Only...	18	1	474	26.3	71	161	.441	26	75	.347	44	58	.759	25	38	63	3.5	32	1	8	17	2	13	212	11.8
11	OJULU, Apiew	32	32	810	25.3	82	171	.480	3	11	.273	70	98	.714	76	85	161	5.0	98	2	32	47	19	12	237	7.4
	Conference-Only...	18	18	477	26.5	42	91	.462	2	6	.333	40	52	.769	39	44	83	4.6	54	1	20	31	13	9	126	7.0
35	BIGICA, Cristina	33	31	733	22.2	59	154	.383	5	36	.139	59	81	.728	46	54	100	3.0	79	3	67	96	1	14	182	5.5
	Conference-Only...	18	18	396	22.0	28	72	.389	2	13	.154	29	39	.744	27	29	56	3.1	42	1	31	53	0	9	87	4.8
34	BUTLER, Chelsie	28	1	349	12.5	58	125	.464	4	10	.400	29	38	.763	28	56	84	3.0	67	1	13	25	9	2	149	5.3
	Conference-Only...	16	1	206	12.9	32	76	.421	2	6	.333	18	23	.783	17	36	53	3.3	34	1	4	19	6	1	84	5.3
32	TIBBS, Lauren	32	4	384	12.0	48	91	.527	0	1	.000	12	18	.667	42	73	115	3.6	44	0	21	27	9	7	108	3.4
	Conference-Only...	17	1	179	10.5	26	45	.578	0	0	.000	5	6	.833	16	34	50	2.9	17	0	11	12	6	4	57	3.4
03	YENTZ, McKayla	11	0	43	3.9	3	15	.200	0	7	.000	3	11	.273	5	5	10	0.9	4	0	4	4	0	3	9	0.8
	Conference-Only...	6	0	15	2.5	2	9	.222	0	4	.000	0	2	.000	2	1	3	0.5	1	0	2	1	0	2	4	0.7
PLAYERS NOT RETURNING		TOTAL										3-PTS			REBOUNDS											
No.	Player	GP	GS	Min	Avg	FG	FGA	Pct	3FG	FGA	Pct	FT	FTA	Pct	Off	Def	Tot	Avg	PF	FO	A	TO	Blk	Stl	Pts	Avg
21	PLUFFE, Katherine	30	30	917	30.6	190	402	.473	15	49	.306	119	146	.815	97	208	305	10.2	68	1	70	75	19	30	514	17.1
	Conference-Only...	17	17	507	29.8	110	238	.462	11	30	.367	64	75	.853	40	104	144	8.5	44	1	38	50	8	12	295	17.4
05	YOUNG, Katie	33	31	877	26.6	135	354	.381	35	106	.330	118	158	.747	88	190	278	8.4	66	0	49	62	21	30	423	12.8
	Conference-Only...	18	16	456	25.3	65	170	.382	13	49	.265	67	93	.720	43	98	141	7.8	37	0	24	26	7	17	210	11.7
10	PUMROY, Brooklyn	33	33	1062	32.2	96	270	.356	34	119	.286	75	102	.735	6	98	104	3.2	69	2	171	96	3	45	301	9.1
	Conference-Only...	18	18	575	31.9	46	139	.331	16	63	.254	39	57	.684	2	58	60	3.3	34	1	94	58	1	23	147	8.2
33	SANTOS, Ashley	33	2	486	14.7	39	142	.275	11	45	.244	18	29	.621	15	50	65	2.0	74	1	40	50	3	9	107	3.2
	Conference-Only...	18	0	269	14.9	23	71	.324	7	24	.292	14	19	.737	7	30	37	2.1	43	0	26	28	2	4	67	3.7
13	THOMAS, Courtney	25	0	192	7.7	3	17	.176	0	0	.000	3	5	.600	12	6	18	0.7	37	1	11	11	1	3	9	0.4
	Conference-Only...	15	0	96	6.4	0	4	.000	0	0	.000	3	4	.750	3	4	7	0.5	16	0	8	6	0	2	3	0.2
TM	TEAM.....														71	77	148	4.5	0			9			0	
	Conference-Only...														45	40	85	4.7	0			6			0	
	Total.....	33				842	2042	.412	156	521	.299	580	783	.741	530	966	1496	45.3	670	13	497	547	87	184	2420	73.3
	Conference-Only...	18				445	1076	.414	79	270	.293	323	428	.755	266	516	782	43.4	354	6	266	307	45	96	1292	71.8
	Opponents.....	33				788	1942	.406	207	650	.															



Providence

SARAH BEAL



QUICK FACTS

Location: Providence, R.I. 02918
 Nickname: Friars
 Colors: Black, White & Silver
 Enrollment: 3,866
 Director of Athletics: Robert G. Driscoll Jr.
 Home Court: Alumni Hall/Mullaney Gym (2,620)
 Press Row Phone: (401) 865-2810
 2013-14 Overall Record: 7-23
 2013-14 BIG EAST Record: 2-16
 Letterwinners Returning/Lost: 9/1
 Starters Returning/Lost: 5/0

COACHING STAFF

Head Coach: Susan Robinson Fruchtl
 Alma Mater: Penn State '92
 Assistant Coach: Dan Durkin (Mount St. Mary's '75)
 Assistant Coach: Dana Eikenberg (Penn State '92)
 Assistant Coach: Dario Hernandez (Shaw '10)
 Director of Women's Basketball Administration: Jenn Wasson (Mobile '94)
 Coordinator of Women's Basketball Operations: Lynne-Ann Kokoski (Bryant '08)
 Graduate Manager: Alex Bezek (Providence '14)

SPORTS INFORMATION

SID Contact: Jennifer Ryneardon
 Office Phone: (401) 865-2208
 Cell Phone: (401) 575-7370
 E-mail Address: jryneard@providence.edu
 Web Address: www.friars.com



ROBERT G. DRISCOLL, JR.
Athletic Director



SUSAN ROBINSON FRUCHTL
Head Coach



JENNIFER RYNEARDON
Assistant Athletic Director/
Media Relations

News & Notes

The BIG Picture

After winning four of their first five games, the Friars dropped a number of close contests to finish 7-23 overall, including 2-16 in BIG EAST play to claim the No. 10 spot. Of the 23 setbacks, 14 were by decided by 10 points or less. Third-year head coach Susan Robinson Fruchtl will have one of the most experienced lineups when PC takes the court in 2014-15, returning all five starters.

Who's Returning

The Friars welcome back their top six scorers from 2013-14, including All-BIG EAST performers Alexis Harris (second team) and Sarah Beal (all-freshman). Senior guard Tori Rule, a 2013 all-league pick, is 55 points shy of becoming the program's 32nd 1,000-point scorer and first since Symone Roberts (2009-13). Rule started 27 games last season and averaged a team-high 16.1 points per game, while Harris was PC's leading scorer in conference play, averaging just shy of a double-double at 15.1 points, 9.3 rebounds per tilt.

Who's Gone

Providence loses just one person who saw playing time in 2013-14 following the graduation of Danielle Pearson. Pearson averaged 3.5 points and 4.1 rebounds per contest over 24 games played last season, earning the starting nod in 19 of those appearances.

Storylines

The Providence facilities have undergone major renovations and the hope in Friartown is that positive transformation carries over to the women's basketball program, which is aiming for its first winning season since 2009-10. The Friars are the only team in the conference to return all five starters this season. PC narrowly missed advancing in the BIG EAST Tournament for the first time since 2001, suffering a single-digit loss to Seton Hall in the First Round, but was without standout point guard Sarah Beal who was injured prior to the game. Beal and company are back for 2014-15 as Robinson Fruchtl bolsters her veteran lineup with international addition Allegra Botteghi (Italy) and Delaware high school standout Alison Lewis. Alise Parker and Brianna Frias will also be looked to in their first seasons.

SCHEDULE

November

14	Fri.	at	Richmond	4 p.m.
18	Tues.		Brown	7 p.m.
20	Thurs.	at	Hartford	7 p.m.
23	Sun.		Virginia Tech	1 p.m.
26	Wed.	at	Dayton	7 p.m.
30	Sun.	at	Bryant	1 p.m.

December

3	Wed.		VILLANOVA	Noon
6	Sat.		UMass-Lowell	Noon
7	Sun.		Rhode Island	2 p.m.
11	Thurs.	at	Florida Gulf Coast	7:05 p.m.
21	Sun.		Duquesne	1 p.m.
28	Sun.	at	Boston College	1 p.m.
30	Tues.		ST. JOHN'S	2 p.m.

January

2	Fri.	at	BUTLER	2 p.m.
4	Sun.	at	XAVIER	2 p.m.
9	Fri.	at	GEORGETOWN	7 p.m.
11	Sun.		SETON HALL	1 p.m.
16	Fri.		CREIGHTON	8 p.m.
23	Fri.	at	MARQUETTE	8 p.m.
25	Sun.	at	DEPAUL	3 p.m.
30	Fri.		BUTLER	7 p.m.

February

1	Sun.		XAVIER	1 p.m.
6	Fri.	at	SETON HALL	8 p.m.
8	Sun.	at	ST. JOHN'S	2 p.m.
15	Sun.	at	CREIGHTON	2 p.m.
20	Fri.		MARQUETTE	7 p.m.
22	Sun.		DEPAUL	1 p.m.
27	Fri.	at	VILLANOVA	8 p.m.

March

1	Sun.		GEORGETOWN	1 p.m.
---	------	--	------------	--------

All dates and times (Eastern) are subject to change.
 BIG EAST games in all CAPS



ROSTER


NO.	NAME	POS.	CL.	HT.	HOMETOWN/ PREVIOUS SCHOOL
0	Sarah Beal	G	So.	5-8	Matthews, N.C./New Hope Christian Academy
1	Alise Parker	F	Fr.	6-1	Germantown, Tenn./Houston High School
10	Allegra Botteghi	G	Fr.	6-0	Bologna, Italy/G. Parini
13	Tori Rule	G	Sr.	5-8	Minneapolis, Minn./ Minneapolis South High School
14	Miranda Simpson	G	So.	5-10	Round Rock, Texas/Stony Point High School
15	Chanise Baldwin	F	Sr.	6-3	Pontiac, Mich./Detroit Martin Luther King
21	Karin Robinson	G	Sr.	5-7	Queens, N.Y./Mary Louis Academy/ Monroe Community College
22	Aliyah Miller	F	So.	6-1	Southaven, Miss./Southaven High School
25	Brianna Frias	F	Fr.	6-3	Worcester, Mass./ Holy Name Central High School
30	Evi Iiskola	F	Jr.	6-0	Espoo, Finland/Makelanrinne High School
32	Annie Russian	F	Sr.	6-0	Round Rock, Texas/Round Rock
42	Alexis Harris	F	Sr.	6-2	Detroit, Mich./Renaissance High School
44	Alison Lewis	G	Fr.	5-11	Kennett Square, Pa./Sanford High School

HEAD COACH: Susan Robinson Fruchtl
ASSISTANT COACHES: Dan Durkin, Dana Eikenberg, Dario Hernandez
DIRECTOR OF WOMEN'S BASKETBALL ADMINISTRATION: Jen Wasson
COORDINATOR OF BASKETBALL OPERATIONS: Lynne-Ann Kokoski
GRADUATE ASSISTANT: Kelley Doogan
GRADUATE MANAGER: Alex Bezek
ATHLETIC TRAINER: Kristen Duhamel

DID YOU KNOW?

The Friars are the only team in the league to return all five starters from 2013-14.





Providence

HEAD COACH SUSAN ROBINSON FRUCHTL



PROFILE: Hired at Providence – April 9, 2012

Personal – From Center Point, W. Va.; Married Tony Fruchtl in 1997

Education – B.S. of in Exercise and Sports Science from Penn State (1992)

Playing Career – One of only two players in Penn State history to accumulate 2,000 points and 1,000 rebounds; Graduated as the program's all-time leading scorer with 2,253 points; in 1992, the same season she won the Wade Trophy, she was named a consensus All-American and earned GTE/CoSIDA Academic All-America honors; in 1991, she was tabbed the A-10 Player of the Year; served as captain of the 1990-91 PSU squad that compiled a 29-2 record and a No. 1 National ranking in the final AP poll of the regular season; in 1990 was a member of the Junior National Team, and also played for the U.S. Select team that toured Europe; following her collegiate career she played professionally for one season in Japan.

Coaching File – Head coach at Saint Francis (Pa.) (2007-12); assistant coach, Penn State (1993-98, 2004-07); volunteer assistant coach, Slippery Rock (1998-2000)

Highlights – In her second season at Providence, Robinson Fruchtl coached a pair of All-BIG EAST performers in Alexis Harris (second team) and Sarah Beal (unanimous all-freshman); guard Symone Roberts earned second-team honors during her first season; at St. Francis, guided the Red Flash to three consecutive Northeast Conference Championship games; earned back-to-back NCAA Tournament bids in 2010 and 2011; 200 NEC Coach of the Year.

ROBINSON FRUCHTL'S YEAR-BY-YEAR HISTORY

YEAR	SCHOOL	OVERALL	BIG EAST	BIG EAST TOURNAMENT	NCAA POSTSEASON
2007-08	St. Francis Pa.	6-23			
2008-09	St. Francis Pa.	15-17			0-1
2009-10	St. Francis Pa.	17-15			0-1
2010-11	St. Francis Pa.	22-12			
2011-12	St. Francis Pa.	14-16			
2012-13	Providence	7-23	2-14 (14th)	0-1	
2013-14	Providence	7-23	2-16 (10th)	0-1	
CAREER	7 Years	88-129 (.406)	4-30 (.117)	0-2 (.000)	0-2 (.000)

ROBINSON FRUCHTL'S RECORD

Career Record (7 years)

88-129 (.406)

PC Record (2 years)

14-46 (.233)

BIG EAST Regular Season Record (2 years)

4-30 (.117)

BIG EAST Tournament Record (2 years)

0-2 (.000)

NCAA Record (2 appearances)

0-2 (.000)

WNIT Record n/a

PROVIDENCE IN THE BIG EAST

Overall	BIG EAST	Reg. Seas. Finish
1982-83	24-6	7-1 tied-1st
1983-84	19-7	5-3 tied-2nd
1984-85	14-14	9-7 6th
1985-86	24-6	14-2 1st
1986-87	23-9	12-4 2nd
1987-88	13-15	7-9 6th
1988-89	22-11	10-6 3rd
1989-90	27-5	14-2 tied-1st
1990-91	26-6	13-3 2nd
1991-92	21-9	13-5 tied-2nd
1992-93	15-15	7-11 7th
1993-94	13-15	10-8 4th
1994-95	10-21	5-13 tied-8th
1995-96	12-15	9-9 tied-1st BE 7
1996-97	13-14	8-10 tied-2nd BE 7
1997-98	10-17	6-12 4th BE 7
1998-99	5-22	4-14 11th
1999-00	10-17	5-11 tied-9th
2000-01	11-17	4-12 11th
2001-02	13-15	7-9 8th
2002-03	9-18	3-13 13th
2003-04	4-23	0-16 14th
2004-05	1-27	0-16 12th
2005-06	8-19	3-13 tied-13th
2006-07	13-16	3-13 tied-13th
2007-08	12-17	2-14 16th
2008-09	10-20	4-12 tied-13th
2009-10	19-15	7-9 tied-8th
2010-11	13-16	6-10 11th
2011-12	13-17	5-11 13th
2012-13	7-23	2-14 14th
2013-14	7-23	2-16 10th



RESULTS & STATISTICS

RECORD:	OVERALL	HOME	AWAY	NEUTRAL	ATTENDANCE SUMMARY	GAMES	TOTALS	AVG/GAME
All Games	7-23	4-10	3-12	0-1	Home	14	6662	476
Conference	2-16	2-7	0-9	0-0	Away	15	13543	903
Non-Conference	5-7	2-3	3-3	0-1	Neutral	1	2221	2221
					Total	30	22426	748

Date	Time	Opponent	Score	Attend.	High Points	High Rebounds	Date	Time	Opponent	Score	Attend.	High Points	High Rebounds
11/09/13	1:00	at UMass Lowell	W 109-74	403	(31)HARRIS, Alexis	(16)PEARSON, Danielle	01/15/14	7:00 p.m.	* GEORGETOWN	W 70-61	303	(21)BEAL, Sarah	(8)PEARSON, Danielle
11/12/13	7:00 p.m.	BRYANT	W 104-67	317	(27)RULE, Tori	(9)HARRIS, Alexis	01/18/14	2:00 p.m.	* at Xavier	52-75 L	1171	(18)RULE, Tori	(11)HARRIS, Alexis
11/15/13	7:00 p.m.	at Drexel	52-62 L	1003	(14)HARRIS, Alexis	(11)HARRIS, Alexis	01/21/14	7:00 p.m.	* at Marquette	79-87 L	972	(27)BEAL, Sarah	(9)HARRIS, Alexis
11/18/13	7:00 p.m.	at Dartmouth	W 82-72	502	(32)RULE, Tori	(12)HARRIS, Alexis	01/25/14	2:30 p.m.	* SETON HALL	87-90 L	453	(30)HARRIS, Alexis	(13)HARRIS, Alexis
11/20/13	7:00 p.m.	HARTFORD	W 79-53	297	(14)RULE, Tori	(10)HARRIS, Alexis	01/28/14	7:00 p.m.	* at Butler	69-72 L	291	(17)RULE, Tori	(10)HARRIS, Alexis
					(14)HARRIS, Alexis	(14)HARRIS, Alexis	02/01/14	2:05 p.m.	* DEPAUL	63-74 L	513	(17)RULE, Tori	(13)HARRIS, Alexis
					(14)HARRIS, Alexis	(14)HARRIS, Alexis	02/05/14	7:00 p.m.	* VILLANOVA	66-72 L	211	(29)RULE, Tori	(7)RULE, Tori
11/23/13	4:05 p.m.	at Arizona State	65-86 L	1427	(22)RULE, Tori	(6)MILLER, Aliyah	02/08/14	12:30 p.m.	* at St. John's	65-85 L	776	(21)ROBINSON, Karin	(8)HARRIS, Alexis
					(22)RULE, Tori	(6)HARRIS, Alexis	02/11/14	7:00 p.m.	* MARQUETTE	62-71 L	219	(21)RULE, Tori	(15)HARRIS, Alexis
11/27/13	7:00 p.m.	ALBANY	60-70 L	312	(16)ROBINSON, Karin	(7)PEARSON, Danielle	02/15/14	2:05 p.m.	* at Creighton	64-85 L	1591	(13)HARRIS, Alexis	(8)HARRIS, Alexis
12/05/13	7:00 p.m.	at Duquesne	78-83 L	586	(26)RULE, Tori	(10)MILLER, Aliyah	02/18/14	7:00 p.m.	* at Seton Hall	72-82 L	414	(26)HARRIS, Alexis	(10)HARRIS, Alexis
12/18/13	12:00 p.m.	DAYTON	65-83 L	1651	(19)HARRIS, Alexis	(8)HARRIS, Alexis	02/22/14	2:04 p.m.	* XAVIER	W 61-59	531	(18)BEAL, Sarah	(11)HARRIS, Alexis
12/21/13	2:00 p.m.	at Rhode Island	W 54-51	370	(13)BEAL, Sarah	(16)HARRIS, Alexis	03/01/14	3 p.m.	* at Georgetown	65-71 L	1393	(23)BEAL, Sarah	(10)HARRIS, Alexis
12/29/13	3:02 p.m.	BOSTON COLLEGE	71-80 L	682	(25)RULE, Tori	(7)MILLER, Aliyah	03/05/14	7:00 p.m.	* ST. JOHN'S	42-63 L	506	(13)HARRIS, Alexis	(8)MILLER, Aliyah
01/01/14	1:00 p.m.	* BUTLER	65-68 L	321	(23)ROBINSON, Karin	(9)HARRIS, Alexis	03-08-14	4 p.m.	vs Seton Hall	79-88 L	2221	(27)RULE, Tori	(11)HARRIS, Alexis
01/04/14	2:00 p.m.	* at Villanova	59-68 L	509	(23)HARRIS, Alexis	(8)HARRIS, Alexis							
					(8)HARRIS, Alexis	(8)BEAL, Sarah							
01/08/14	7:00 p.m.	* at DePaul	71-91 L	2135	(21)HARRIS, Alexis	(8)HARRIS, Alexis							
01/11/14	2:00 p.m.	* CREIGHTON	65-97 L	346	(17)HARRIS, Alexis	(6)HARRIS, Alexis							

* indicates conference game

PLAYERS RETURNING		TOTAL										3-PTS			REBOUNDS											
No.	Player	GP	GS	Min	Avg	FG	FGA	Pct	3FG	FGA	Pct	FT	FTA	Pct	Off	Def	Tot	Avg	PF	FO	A	TO	Blk	Stl	Pts	Avg
13	RULE, Tori Conference-Only...	30	27	913	30.4	172	424	40.6	61	175	34.9	78	109	71.6	30	67	97	3.2	92	4	44	67	5	35	485	16.1
42	HARRIS, Alexis Conference-Only...	29	29	958	33.0	163	352	46.3	0	1	0.00	81	125	64.8	69	190	259	8.9	86	3	35	75	31	29	407	14.0
00	BEAL, Sarah Conference-Only...	29	28	954	32.9	112	299	37.5	27	89	30.3	91	123	74.0	34	89	123	4.2	85	2	135	110	2	42	342	11.8
30	HARRIS, Alexis Conference-Only...	18	18	612	34.0	71	197	36.0	19	62	30.6	70	92	76.1	18	55	73	4.1	50	1	86	66	2	22	231	12.8
00	BEAL, Sarah Conference-Only...	29	29	963	33.2	91	195	46.7	16	41	39.0	74	95	77.9	45	73	118	4.1	54	0	38	47	9	13	272	9.4
21	ROBINSON, Karin Conference-Only...	17	17	583	34.3	44	105	41.9	11	28	39.3	30	41	75.2	16	43	59	3.5	31	0	20	29	3	7	129	7.6
22	MILLER, Aliyah Conference-Only...	27	3	608	22.5	91	231	39.4	17	67	25.4	34	53	64.2	23	74	97	3.6	73	2	61	54	5	27	233	8.6
14	SIMPSON, Miranda Conference-Only...	18	1	377	20.9	59	146	40.4	14	44	31.8	18	32	56.3	15	51	66	3.7	44	1	28	21	2	12	150	8.3
22	MILLER, Aliyah Conference-Only...	30	14	654	21.8	70	165	42.4	0	0	0.00	47	80	58.8	38	106	144	4.8	85	2	11	45	26	23	187	6.2
14	SIMPSON, Miranda Conference-Only...	18	13	446	24.8	43	103	41.7	0	0	0.00	25	40	62.5	16	63	79	4.4	51	1	9	27	11	19	111	6.2
32	RUSSIAN, Annie Conference-Only...	29	1	375	12.9	21	77	27.3	15	62	24.2	7	8	87.5	14	42	56	1.9	20	1	22	12	1	19	64	2.2
32	RUSSIAN, Annie Conference-Only...	17	1	194	11.4	5	34	14.7	3	25	12.0	5	6	83.3	6	21	27	1.6	6	0	10	7	0	15	18	1.1
7		7	0	41	5.9	1	3	33.3	0	0	0.00	1	2	50.0	2	8	10	1.4	2	0	0	0	0	0	3	0.4
7		7	0	41	5.9	1	3	33.3	0	0	0.00	1	2	50.0	2	8	10	1.4	2	0	0	0	0	0	3	0.4

PLAYERS NOT RETURNING		TOTAL										3-PTS			REBOUNDS											
No.	Player	GP	GS	Min	Avg	FG	FGA	Pct	3FG	FGA	Pct	FT	FTA	Pct	Off	Def	Tot	Avg	PF	FO	A	TO	Blk	Stl	Pts	Avg
10	PEARSON, Danielle Conference-Only...	24	19	534	22.3	26	92	28.3	10	49	20.4	22	34	64.7	26	72	98	4.1	65	2	53	56	6	27	84	3.5
TM	TEAM..... Conference-Only...	12	8	242	20.2	8	32	25.0	0	16	0.00	7	14	50.0	11	25	36	3.0	27	1	26	24	1	16	23	1.9
															62	74	136	4.5	0			7			0	
															35	46	81	4.5	0			5			0	
	Total.....	30				747	1838	.406	146	484	.302	435	629	.692	343	795	1138	37.9	562	16	399	473	85	215	2075	69.2
	Conference-Only...	18				422	1058	.399	80	269	.297	253	373	.678	179	466										



St. John's

DANAEJAH GRANT



QUICK FACTS

Location: Queens, N.Y. 11439
 Nickname: Red Storm
 Colors: Red and White
 Enrollment: 19,047
 Director of Athletics: Chris Monasch
 Home Court: Carnesecca Arena (5,602)/
 Madison Square Garden (19,786)
 Press Row Phone: (718) 990-5713 (CA)/
 (212) 631-8890 (MSG)
 2013-14 Overall Record: 23-11
 2013-14 BIG EAST Record: 13-5
 Letterwinners Returning/Lost: 7/4
 Starters Returning/Lost: 2/3

COACHING STAFF

Head Coach: Joe Tartamella
 Alma Mater: James Madison '01
 Assistant Coach: Joe Pellicane (Dowling '70)
 Assistant Coach: Jonath Nicholas (Trinity University '97)
 Assistant Coach: Priscilla Edwards (St. Bonaventure '08)
 Director of Basketball Operations: Veronica Mullen (Adelphi '03)

SPORTS INFORMATION

Basketball Office Phone: (718) 990-6002
 SID Contact: Andrew O'Connell
 Office Phone: (718) 990-1522
 Cell Phone: (516) 581-3229
 Email Address: oconnela@stjohns.edu
 Web Address: www.redstormsports.com

DID YOU KNOW?

The Red Storm spent 11 days this summer in Italy and Spain. In addition to sightseeing in Rome, Florence and Barcelona, St. John's played four games against international competition including the Dutch National Team.



Team-leading rebounder Amber Thompson, who ranked fourth in the conference with 9.2 rebounds per game, returns after starting 33 of 34 games a season ago. SJU's leading scorer off the bench is also back for 2014-15 in Danaejah Grant (10.9 PPG).



CHRIS MONASCH
Athletic Director



JOE TARTAMELLA
Head Coach



ANDREW O'CONNELL
Assistant Director of
Athletic Communications

News & Notes

The BIG Picture

The Red Storm is coming of its fifth consecutive trip to the NCAA Tournament and advanced in the Big Dance for the fourth time during that span. St. John's finished the season 23-11 overall, including 13-5 in BIG EAST play. The Red Storm earned the No. 2 seed in the conference tournament where it finished runner-up, advancing to the title game for the first time since 1988.

Who's Returning

St. John's welcomes back one the league's most exciting players in Aliyyah Handford. Handford averaged 16.7 points and 1.9 steals per game last season, both marks ranking fifth in the BIG EAST. Handford, a unanimous All-BIG EAST pick last season, is one of two starters back for third-year head coach Joe Tartamella. Team-

Who's Gone

SJU loses three key perimeter players from last season's squad. Briana Brown, who hit the game-winning three-pointer against USC in the NAAs, Keylantra Langley and five-year player Eugeneia McPherson provided nearly one-third of the Red Storm's scoring last year.

Storylines

Tartamella and the Red Storm spent 11 days in Europe this summer, gelling as a team after the graduation of three starters. It won't be an easy ride into BIG EAST play for SJU as three of its non-league matchups are against 2014 NCAA Tournament teams, including a date with the reigning national champs at Madison Square Garden in January. A talented group of highly recruited rookies enter the fold, including the nation's No. 25 point guard in Tamesha Alexander, who could be counted on to pace the offense which McPherson quarterbacked last season. Newcomers Imani Littleton (No. 21-ranked forward), Crystal Simmons (No. 24-ranked guard) and Tonoia Wade (No. 22-ranked forward) will also bolster the lineup of proven players in Handford, Grant and Thompson, as well as Jade Walker and Aaliyah Lewis.

SCHEDULE

November

15 Sat.	at Yale	2 p.m.
20 Thurs.	Florida	7 p.m.
24 Mon.	at Marist	7 p.m.
28 Fri.	Binghamton	2 p.m.
30 Sun.	Wagner	2 p.m.

December

3 Wed.	XAVIER	7 p.m.
7 Sun.	at USF	2 p.m.
11 Thurs.	UCF	7 p.m.
14 Sun.	NJIT	2 p.m.
St. John's Chartwell's Holiday Classic (Queens, N.Y.)		
20 Sat.	Auburn	Noon
21 Sun.	SMU/Indiana State	Noon/2:30 p.m.
30 Tues.	at Providence	2 p.m.

January

2 Fri.	SETON HALL	6 p.m.
Maggie Dixon Classic (Madison Square Garden - New York, N.Y.)		
4 Sun.	vs. Connecticut	1 p.m.
9 Fri.	BUTLER	8 p.m.
11 Sun.	at CREIGHTON	2 p.m.
16 Fri.	DEPAUL	11:30 a.m.
18 Sun.	MARQUETTE	2 p.m.
23 Fri.	at GEORGETOWN	6 p.m.
25 Sun.	at VILLANOVA	Noon

February

1 Sun.	at SETON HALL	2 p.m.
6 Fri.	CREIGHTON	7 p.m.
8 Sun.	PROVIDENCE	2 p.m.
13 Fri.	at MARQUETTE	9 p.m.
15 Sun.	at DEPAUL	1:30 p.m.
20 Fri.	VILLANOVA	7 p.m.
22 Sun.	GEORGETOWN	2 p.m.
27 Fri.	at BUTLER	7 p.m.

March

1 Sun.	at XAVIER	2 p.m.
--------	-----------	--------

All dates and times (Eastern) are subject to change.
 BIG EAST games in all CAPS



ROSTER


NO.	NAME	POS.	CL.	HT.	HOMETOWN/ PREVIOUS SCHOOL
1	Tamesha Alexander	G	Fr.	5-7	Philadelphia, Pa./The Shipley School
2	Amber Thompson	F	Sr.	6-2	Newark, N.J./University High
3	Aliyyah Handford	G	Jr.	5-9	Newark, N.J./Shabazz
4	Aaliyah Lewis	G	So.	5-5	Staten Island, N.Y./ Bishop Ford (Brooklyn, N.Y.)
5	Tonoia Wade	F	Fr.	6-0	Bloomington, Minn./Kennedy
10	Jade Walker	F	So.	6-1	Maplewood, N.J./DePaul Catholic
13	Crystal Simmons	G	Fr.	5-10	Madrid, Spain/Life Center Academy (N.J.)
15	Danaejah Grant	G	Jr.	5-9	Piscataway, N.J./Clemson
33	Sandra Udobi	F	Jr.	6-2	Delta State, Nigeria/Life Center Academy
35	Imani Littleton	F	Fr.	6-3	San Diego, Calif./The Bishop's School
54	Selina Archer	F	RS-Sr.	6-4	Clermont, Fla./University of Miami

HEAD COACH: Joe Tartamella
ASSISTANT COACHES: Joseph Pellicane, Jonath Nicholas, Priscilla Edwards
DIRECTOR OF BASKETBALL OPERATIONS: Veronica Mullen
VIDEO COORDINATOR: Alioune Ndiaye
GRADUATE ASSISTANTS: Séja Gamble, Alysha Giarra



St. John's

HEAD COACH JOE TARTAMELLA



PROFILE: Hired at St. John's – April 27, 2012

Personal – Native of St. James, N.Y.; married (Shannon) with two sons (Brady and JJ).


Education – B.A. from James Madison (2001), MBA from St. John's University (2004).

Coaching File – Associate Head Coach, St. John's (2008-12); Assistant Coach, St. John's (2005-08); Assistant men's coach, SUNY Maritime (2004-05); graduate assistant, St. John's (2002-04); assistant men's coach, St. Anthony's High School (2001-02).

Highlights – Red Storm has earned at-large bids to the NCAA Tournament in both seasons Tartamella has been head coach; St. John's knocked off higher-seeded USC in the NCAA First Round in 2014; advanced to the BIG EAST Championship game for the first time since 1988; coached unanimous All-BIG EAST pick and Honorable Mention All-America Aliyiah Handford; a total of four Red Storm players earned all-league certificates in 2014; was an assistant on the St. John's staff which made four trips to the NCAA Tournament, including its first-ever Sweet 16 appearance (2012).

TARTAMELLA'S YEAR-BY-YEAR HISTORY

YEAR	SCHOOL	OVERALL	BIG EAST	BIG EAST TOURNAMENT	NCAA POSTSEASON
2012-13	St. John's	18-13	11-5 (T-3rd)	1-1	0-1
2013-14	St. John's	23-11	13-5 (2nd)	2-1	1-1
CAREER	2 Years	41-24 (.631)	24-10 (.706)	3-2 (.600)	1-2 (.333)



TARTAMELLA'S RECORD

- Career Record (2 years)**
41-24 (.631)
- St. John's Record (2 years)**
41-24 (.631)
- BIG EAST Regular Season Record (2 years)**
24-10 (.706)
- BIG EAST Tournament Record (2 years)**
3-2 (.600)
- NCAA Record (2 appearances)**
1-2 (.333)
- WNIT Record** n/a

ST. JOHN'S IN THE BIG EAST

Year	Overall	BIG EAST	Reg. Seas. Finish
1982-83	27-6	7-1	tied-1st
1983-84	24-6	5-3	tied-3rd
1984-85	18-11	12-4	tied-1st
1985-86	19-9	11-5	4th
1986-87	16-13	9-7	tied-4th
1987-88	22-10	10-6	tied-3rd
1988-89	10-18	5-11	7th
1989-90	12-17	5-11	tied-7th
1990-91	16-12	10-6	tied-3rd
1991-92	14-14	7-11	tied-5th
1992-93	12-16	5-13	8th
1993-94	8-20	4-14	9th
1994-95	15-12	10-8	tied-4th
1995-96	6-21	4-14	6th BE 6
1996-97	5-22	3-15	6th BE 6
1997-98	6-21	4-14	6th BE 6
1998-99	13-18	7-11	8th
1999-00	11-18	5-11	tied-9th
2000-01	8-20	3-13	tied-12th
2001-02	3-24	0-16	14th
2002-03	8-19	2-14	14th
2003-04	10-18	4-12	11th
2004-05	20-11	7-9	tied-6th
2005-06	22-8	11-5	tied-3rd
2006-07	8-20	4-12	12th
2007-08	18-15	7-9	10th
2008-09	19-15	4-12	tied-13th
2009-10	25-7	12-4	tied-4th
2010-11	22-11	9-7	tied-7th
2011-12	24-10	13-3	tied-2nd
2012-13	18-13	11-5	tied-3rd
2013-14	23-11	13-5	2nd

RESULTS & STATISTICS

RECORD:	OVERALL	HOME	AWAY	NEUTRAL	ATTENDANCE SUMMARY	GAMES	TOTALS	AVG/GAME
All Games	23-11	11-4	8-6	4-1	Home	15	16987	1132
Conference	13-5	7-2	6-3	0-0	Away	14	18642	1332
Non-Conference	10-6	4-2	2-3	4-1	Neutral	5	16820	3364
					Total	34	52449	1543

Date	Time	Opponent	Score	Attend.	High Points	High Rebounds	Date	Time	Opponent	Score	Attend.	High Points	High Rebounds
11/08/13	7:00 p.m.	at Sacred Heart	WOT 77-72	544	(25)HANDFORD, Aliyiah	(13)PEREZ, Ashley	01/22/14	7:00 p.m.	* at Villanova	W 59-52	409	(14)THOMPSON, Amber	(9)GRANT, Danaejah
11/12/13	7:00 p.m.	IONA	W 78-48	557	(32)HANDFORD, Aliyiah	(10)HANDFORD, Aliyiah	01/26/14	6:00 p.m.	* GEORGETOWN	W 66-63	1215	(16)MCPHERSON, Eugenia	(9)THOMPSON, Amber
11/16/13	2:00 p.m.	ST. FRANCIS	W 66-56	845	(19)HANDFORD, Aliyiah	(12)THOMPSON, Amber						(16)GRANT, Danaejah	
11/20/13	7:00 p.m.	QUINNIPIAC	W 76-66	677	(27)HANDFORD, Aliyiah	(11)HANDFORD, Aliyiah	01/29/14	7 p.m.	* XAVIER	W 80-48	618	(16)LANGLEY, Keylantra	(16)THOMPSON, Amber
11/26/13	7 p.m. ET	at Florida	68-72 L	702	(18)HANDFORD, Aliyiah	(9)THOMPSON, Amber	02/01/14	2:00 p.m.	* at Seton Hall	W 69-48	667	(14)GRANT, Danaejah	(7)HANDFORD, Aliyiah
12/01/13	2:00 p.m.	HARVARD	W 81-76	624	(25)HANDFORD, Aliyiah	(7)THOMPSON, Amber						(14)GRANT, Danaejah	(7)THOMPSON, Amber
12/06/13	6 p.m. C	at Auburn	55-69 L	1734	(18)HANDFORD, Aliyiah	(5)THOMPSON, Amber	02/05/14	7:00 p.m.	* at Butler	W 58-55	261	(13)HANDFORD, Aliyiah	(16)THOMPSON, Amber
						(5)BROWN, Briana	02/08/14	12:30 p.	* PROVIDENCE	W 85-65	776	(14)WALKER, Jade	(10)GRANT, Danaejah
12/14/13	12:00 p.m.	DREXEL	55-62 L	1011	(15)LANGLEY, Keylantra	(8)HANDFORD, Aliyiah	02/15/14	12 p.m.	* VILLANOVA	W 69-56	1938	(25)HANDFORD, Aliyiah	(17)THOMPSON, Amber
12/15/13	2:30 p.m.	JAMES MADISON	51-64 L	947	(15)MCPHERSON, Eugenia	(6)THOMPSON, Amber	02/18/14	8 p.m.	* at Georgetown	57-60 L	525	(14)THOMPSON, Amber	(11)THOMPSON, Amber
						(6)HANDFORD, Aliyiah	02/23/14	2:05 p.m.	* at Creighton	62-65 L	1376	(14)HANDFORD, Aliyiah	(9)THOMPSON, Amber
12/22/13	11am	vs Texas A&M	W 72-70		(27)HANDFORD, Aliyiah	(7)THOMPSON, Amber	02/26/14	7 p.m.	* MARQUETTE	61-74 L	581	(21)HANDFORD, Aliyiah	(12)BROWN, Briana
12/28/13	2:00 p.m.	* SETON HALL	W 72-63	803	(20)BROWN, Briana	(9)THOMPSON, Amber	03/01/14	1 p.m.	* DEPAUL	65-80 L	1828	(14)HANDFORD, Aliyiah	(15)THOMPSON, Amber
12/30/13	5 p.m.	at Delaware	W 61-58	1458	(14)THOMPSON, Amber	(15)THOMPSON, Amber	03/03/14	7:00 p.m.	* at Providence	W 63-42	506	(20)BROWN, Briana	(8)GRANT, Danaejah
01/05/14	2:00 p.m.	* at Xavier	65-70 L	748	(17)HANDFORD, Aliyiah	(9)THOMPSON, Amber	03/09/14	12:00 p.	vs Seton Hall	W 66-60	2172	(24)HANDFORD, Aliyiah	(10)THOMPSON, Amber
01/08/14	7:00 p.m.	* CREIGHTON	W 67-48	499	(16)GRANT, Danaejah	(12)THOMPSON, Amber	03/10/14	3:00 p.m.	vs Creighton	W/OZ 68-63	4357	(20)GRANT, Danaejah	(10)GRANT, Danaejah
01/11/14	4:00 p.m.	* at DePaul	W 96-86	2387	(21)HANDFORD, Aliyiah	(10)THOMPSON, Amber	03/11/14	8 p.m.	vs DePaul	57-65 L	3163	(13)HANDFORD, Aliyiah	(6)GRANT, Danaejah
01/15/14	11:30 a.	* BUTLER	W 58-55	4068	(16)BROWN, Briana	(12)THOMPSON, Amber						(6)HANDFORD, Aliyiah	
01/18/14	4:00 p.m.	* at Marquette	W 49-47	1364	(14)HANDFORD, Aliyiah	(5)LANGLEY, Keylantra	03/22/14	6:25 p.m.	vs Southern California	W 71-68	7128	(27)HANDFORD, Aliyiah	(17)THOMPSON, Amber
					(14)GRANT, Danaejah	(5)HANDFORD, Aliyiah	03/24/14	9:10 p.m.	at Tennessee	51-67 L	5961	(23)HANDFORD, Aliyiah	(9)THOMPSON, Amber

* indicates conference game

PLAYERS RETURNING		TOTAL										3-PTS			REBOUNDS											
No.	Player	GP	GS	Min	Avg	FG	FGA	Pct	3FG	FGA	Pct	FT	FTA	Pct	Off	Def	Tot	Avg	PF	FO	A	TO	Blk	Stl	Pts	Avg
03	HANDFORD, Aliyiah	34	34	1113	32.7	214	448	.478	0	0	.000	139	216	.644	55	118	173	5.1	90	1	61	118	3	63	567	16.7
15	GRANT, Danaejah	25	6	647	25.9	99	234	.423	13	38	.342	61	100	.610	34	90	124	5.0	64	1	32	64	9	20	272	10.9
02	THOMPSON, Amber	34	33	942	27.7	111	222	.500	0	0	.000	43	78	.551	114	199	313	9.2	88	2	13	37	45	23	265	7.8
10	WALKER, Jade	31	0	388	12.5	64	119	.538	0	1	.000	17	44	.386	28	31	59	1.9	75	3	12	43	13	3	145	4.7
04	LEWIS, Aaliyah	33	8	628	19.0	33	123	.268	5	27	.185	28	45	.622	10	32	42	1.3	45	0	69	47	1	18	99	3.0
33	UDOBI, Sandra	26	18	252	9.7	24	52	.462	0	0	.000	7	14	.500	15	32	47	1.8	29	0	4	16	7	5	55	2.1
54	ARCHER, Selina	14	0	74	5.3	10	20	.500	0	0	.000	2	3	.667	10	14	24	1.7	7	0	1	4	2	0	22	1.6
PLAYERS NOT RETURNING		TOTAL										3-PTS			REBOUNDS											
No.	Player	GP	GS	Min	Avg	FG	FGA	Pct	3FG	FGA	Pct	FT	FTA	Pct	Off	Def	Tot	Avg	PF	FO	A	TO	Blk	Stl	Pts	Avg
12	BROWN, Briana	34	34	981	28.9	106	246	.431	42	109	.385	59	72	.819	55	112	167	4.9	89	1	51	42	6	30	313	9.2
22	MCPHERSON, Eugenia	27	25	754	27.9	62	191	.325	20	65	.308	63	93	.677	6	56	62	2.3	56	0	106	77	7	25	207	7.7
11	PEREZ, Ashley	7	6	185	26.4	17	52	.327	7	29	.241	5	8	.625	6	17	23	3.3	17	0	13	23	2	7	46	6.6
20	LANGLEY, Keylantra	34	6	794	23.4	70	163	.429	26	63	.413	54	75	.720	18	82	100	2.9	77	2	43	39	14	24	220	6.5
32	JONES, Mallory	18	0	116	6.4	13	42	.310	11	31	.355	6	6	1.000	3	14	17	0.9	16	0	5	4	0	2	43	2.4
21	BORBOA, Cynthia	1	0	1	1.0	0	0	.000	0	0	.000	0	1	.000	0	0	0	0.0	0	0	0	0	0	0	0	0.0
TM	TEAM.....														68	70	138	4.1	0			14			0	
	Conference-Only...														33	37	70	3.9	0			6			0	
	Total.....	34			825	1912	.430	124	363	342	.484	755	.641	422	867	1289	37.9	653	10	410	528	109	220	2254	66.3	
	Conference-Only...	18			445	1024	.435	67	192	349	.244	401	.608	230	465	695	38.6	320	2	228	256	69	117	1201	66.7	
	Opponents.....	34			760	1931	.394	128	484	264	.465	647	.719	405	817	1222	35.9	664	-	367	520	135	234	2113	62.1	
	Conference-Only...	18			389	1004	.387	77	277	278	.222	309	.718	196	435	631	35.1	355	7	194	274	76	124	1077	59.8	



Seton Hall

TABATHA RICHARDSON-SMITH

QUICK FACTS

Location: South Orange, N.J. 07079
 Nickname: Pirates
 Colors: Blue and White
 Enrollment: 9,700
 Director of Athletics: Patrick Lyons
 Home Court: Walsh Gymnasium (2,600)
 Press Row Phone: (973) 761-1816
 2013-14 Overall Record: 20-14
 2013-14 BIG EAST Record: 8-10
 Letterwinners Returning/Lost: 9/6
 Starters Returning/Lost: 4/1

COACHING STAFF

Head Coach: Tony Bozzella
 Alma Mater: Seton Hall '89
 Assistant Coach: Stephanie Del Preore (Marist '04)
 Assistant Coach: Lauren DeFalco (Iona '08)
 Assistant Coach: Tiffany Jones (Saint Peter's '06)
 Director of Operations: Timothy Gardner (Maryland '03)
 Coordinator of Operations: Marissa Flagg (Iona '11)

SPORTS INFORMATION

Basketball Office Phone: (973) 761-9298
 SID Contact: Vincent Novicki
 Office Phone: (973) 761-9493
 Cell Phone: (908) 902-1621
 E-mail Address: vincent.novicki@shu.edu
 Web Address: www.shupirates.com

DID YOU KNOW?

SHU made its deepest run in WNIT history, advancing to the third round before being edged in a thrilling double-overtime contest.



returns to South Orange. Ali's six double-doubles in conference play ranked third in '13-14 and second among returners this season. She averaged 9.4 points and a team-high 11.1



PATRICK LYONS
Director of Athletics



TONY BOZZELLA
Head Coach



VINCENT NOVICKI
Associate Director of Athletics Communications

News & Notes

The BIG Picture

In the most successful season in recent memory, Seton Hall finished the year 20-14, making a deep run into the WNIT. In head coach Tony Bozzella's first season at the helm, the Pirates reached the 20-win mark for the first time since 1995. SHU finished seventh in the BIG EAST with an 8-10 mark, advancing in the conference tournament for the second consecutive season.

Who's Returning

The Pirates welcome back four starters from last season, including the league's No. 3 and 4 scorers in Tabatha Richardson-Smith and Ka-Deidre Simmons. Both 34-game starters last season, Richardson-Smith and Simmons averaged 17.1 and 16.7 points per game, respectively. Richardson-Smith was the BIG EAST leader in steals (2.4 SPG), while Simmons ranked among the best in steals and assists. Low-post anchor Bra'Shey Ali also

rebounds per game during her first season with Seton Hall after transferring from Kentucky. Forward Janee Johnson enters her third and final season with the Pirates. Johnson started 32 games last season and averaged 7.2 points and 5.1 rebounds per contest.

Who's Gone

SHU loses just one starter from last season's squad in Alexis Brown. Brown ranked third on the team in scoring at 11.1 points per game, while her 102 assists ranked second. The only other key contributor from 2013-14 that is no longer on the roster is Sidney Cook. Cook started in 11 games during her freshman season, averaging 6.5 points and 6.5 rebounds per tilt while tallying three double-doubles.

Storylines

In his first season at Seton Hall, head coach Tony Bozzella made historic strides, delivering the first 20-win season in nearly two decades while guiding the Pirates to their first ever trip to the third round of the WNIT. SHU has incredible potential in 2014-15 with the return of two of the top scorers in the league in Tabatha Richardson-Smith and Ka-Deidre Simmons and the addition of point guard Jordan Mosley, who transferred from La Salle, as well as nationally ranked junior college forward Tiffany Jones. The Pirates' non-conference schedule will keep them close to home and will also feature a trip to the Preseason WNIT.

SCHEDULE

November

14 Fri.	Rider	Noon
26 Wed.	Kennesaw State	Noon
Seton Hall Thanksgiving Classic (South Orange, N.J.)		
29 Sat.	Saint Peter's	2:30 p.m.
30 Sun.	Saint Joseph's/St. Francis	2:30 p.m.

December

3 Wed.	at CREIGHTON	8 p.m.
5 Fri.	at Fordham	7 p.m.
7 Sun.	Lafayette	2 p.m.
9 Tues.	Illinois	7 p.m.
18 Thurs.	Fairfield	7 p.m.
19 Fri.	NJIT	7 p.m.
28 Sun.	Georgia	2 p.m.
30 Tues.	BUTLER	7 p.m.

January

2 Fri.	at ST. JOHN'S	6 p.m.
9 Fri.	XAVIER	7 p.m.
11 Sun.	at PROVIDENCE	1 p.m.
16 Fri.	MARQUETTE	7 p.m.
18 Sun.	DEPAUL	2 p.m.
23 Fri.	at VILLANOVA	7 p.m.
25 Sun.	at GEORGETOWN	Noon

February

1 Sun.	ST. JOHN'S	2 p.m.
6 Fri.	PROVIDENCE	8 p.m.
8 Sun.	CREIGHTON	2 p.m.
13 Fri.	at DEPAUL	8 p.m.
15 Sun.	at MARQUETTE	3 p.m.
20 Fri.	GEORGETOWN	7 p.m.
22 Sun.	VILLANOVA	2 p.m.
27 Fri.	at XAVIER	7 p.m.

March

1 Sun.	at BUTLER	1 p.m.
--------	-----------	--------

All dates and times (Eastern) are subject to change.
 BIG EAST games in all CAPS



ROSTER

NO.	NAME	POS.	CL.	HT.	HOMETOWN/ PREVIOUS SCHOOL
0	Daisha Simmons	G	GS	5-10	Jersey City, N.J./Alabama
1	Richardson-Smith, Tabatha	F	Jr.	6-0	Bay City, Texas/Bay City
2	Jones, Tiffany	F	Jr.	6-3	New York, N.Y./ASA
3	Ekedigwe, Chizoba	C	Sr.	6-5	Laurel, Md./St. Vincent Pallotti
10	Mosley, Jordan	G	RS-Jr.	5-9	Orlando, Fla./La Salle
11	Simmons, Ka-Deidre	G	GS	5-8	Newark, N.J./Malcolm X. Shabazz
13	Bozzella, Samantha	G	Fr.	5-4	West Orange, N.J./Half Hollow Hills East
15	Powell, Aleesha	G	Sr.	5-6	Philadelphia, Pa./Iona College
21	Egan, Kathleen	G/F	So.	5-10	Aberdeen, N.J./St. John Vianney
22	Kucera, Teresa	G/F	So.	6-1	Schwäbisch Hall, Germany/ Theodor Heuss Gymnasium
23	Inman, Tara	G	So.	5-9	Holmdel, N.J./Holmdel
24	Ali, Bra'Shey	F	RS-Jr.	6-0	Plainfield, N.J./Kentucky
25	Molyneaux, Jordan	C	Fr.	6-2	Denver, Colo./Regis Jesuit
30	Lundberg, Claire	G/F	Fr.	6-1	Andover, Minn./Anoka
35	Gordon, Lubirdia	C	So.	6-4	Mount Vernon, N.Y./West Virginia
44	Johnson, Janee	F	GS	6-1	Matthews, N.C./Gulf Coast CC

HEAD COACH: Anthony Bozzella
ASSISTANT COACHES: Stephanie Oliver, Lauren DeFalco, Tiffany Jones-Smart
DIRECTOR OF BASKETBALL OPERATIONS: Marissa Flagg
DIRECTOR OF PLAYER DEVELOPMENT: Nick DiPillo
GRADUATE ASSISTANT: Alexandra Maseko
INTERN: Allison Skrec



Villanova

QUICK FACTS

Location: Villanova, Pa. 19085
 Nickname: Wildcats
 Colors: Blue and White
 Enrollment: 6,584
 Director of Athletics: Vincent Nicastro
 Home Court: The Pavilion (6,500)
 Press Row Phone: (610) 519-7290
 2013-14 Overall Record: 23-9
 2013-14 BIG EAST Record: 12-6
 Letterwinners Returning/Lost: 9/1
 Starters Returning/Lost: 4/1

COACHING STAFF

Head Coach: Harry Perretta
 Alma Mater: Lycoming '78
 Associate Head Coach: Joe Mullaney (Providence '78)
 Assistant Coach: Shanette Lee (Villanova '99)
 Assistant Coach: Heather Vulin (Minnesota Morris '99)
 Director of Basketball Operations: Mimi Riley (Villanova '02)

SPORTS INFORMATION

Basketball Office Phone: (610) 519-3535
 SID Contact: Dean Kenefick
 Office Phone: (610) 519-6514
 Cell Phone: (610) 308-4395
 E-mail Address: dean.kenefick@villanova.edu
 Web Address: www.villanova.com

DID YOU KNOW?

The Wildcats led the nation in two statistical categories in 2013-14: fewest turnovers per game (8.8) and assist-turnover ratio (1.89).




Emily Leer, Lauren Burford and Kavunaa Edwards. That foursome accounted for 162 of VU's 268 three-pointers last season, a total which ranked second among conference teams.



VINCE NICASTRO
Director of Athletics



HARRY PERRETTA
Head Coach



DEAN KENEFICK
Associate Athletic Director/Communications

News & Notes

The BIG Picture

The Wildcats secured their second consecutive 20-win season with a 23-9 mark along with a third-place finish in BIG EAST play with a 12-6 record. Led by All-BIG EAST performers Devon Kane and Caroline Coyer, VU earned a WNIT invite and claimed a pair of in-season tournaments. In addition to its Big Five rivalry games, VU will once again play in two regular-season tourneys which include five 2014 NCAA Tournament teams.

Who's Returning

BIG EAST Sixth Man of the Year Caroline Coyer is the Wildcats' top returning scorer after ranking second on the squad last year with a 10.2 points per game average. Coyer came off the bench in all about four games last season, including all 18 league contests. The junior guard is accompanied by the return of four starters in Katherine Coyer,

Who's Gone

The Wildcats lose just one letterwinner from a year ago in All-BIG EAST First Team member Devon Kane. Kane was VU's leading scorer at 13.0 points per game, including 13.2 PPG in conference play. Kane started 28 of 32 games, totaling a team-high 142.

Storylines

Head coach Harry Perretta's methodical offense led the nation in least number of turnovers per game (8.8) as well as assist-turnover ratio (1.89) a season ago and will have the team's leader in ATR back in Caroline Coyer. Coyer ranked second nationally in the stat after tallying 115 assists and just 30 miscues over 32 games. With the loss of just one letterwinner last season and the addition of local product Alex Louin, Villanova is poised for another successful run.

CAROLINE COYER



SCHEDULE

November

Chattanooga Tournament (Chattanooga, Tenn.)		
14 Wed.	at Chattanooga	7:30 p.m.
15 Thurs.	vs. USF	4 p.m.
21 Fri.	at Cal State Fullerton	7 p.m.
Gulf Coast Showcase (Naples, Fla.)		
28 Fri.	vs. Arizona State	2:30 p.m.
29 Sat.	vs. Georgia Tech/Green Bay	Noon/6 p.m.
30 Sun.	vs. TBD	TBD

December

3 Wed.	at PROVIDENCE	7 p.m.
7 Sun.	at Saint Joseph's	1 p.m.
14 Sun.	La Salle	7:30 p.m.
20 Sat.	Sacred Heart	7 p.m.
22 Mon.	Temple	11:30 a.m.
30 Tues.	North Carolina State	7 p.m.

January

2 Fri.	DEPAUL	7 p.m.
4 Sun.	MARQUETTE	1 p.m.
9 Fri.	at CREIGHTON	8 p.m.
11 Sun.	GEORGETOWN	5 p.m.
16 Fri.	at BUTLER	7 p.m.
18 Sun.	at XAVIER	Noon
21 Wed.	at Penn	7 p.m.
23 Fri.	SETON HALL	7 p.m.
25 Sun.	ST. JOHN'S	Noon
30 Fri.	at MARQUETTE	8 p.m.

February

1 Sun.	at DEPAUL	3 p.m.
8 Sun.	at GEORGETOWN	5 p.m.
13 Fri.	BUTLER	7 p.m.
15 Sun.	XAVIER	1 p.m.
20 Fri.	at ST. JOHN'S	7 p.m.
22 Sun.	at SETON HALL	2 p.m.
27 Fri.	PROVIDENCE	8 p.m.

March

1 Sun.	CREIGHTON	1 p.m.
--------	-----------	--------

All dates and times (Eastern) are subject to change
 BIG EAST games in all CAPS



ROSTER

NO.	NAME	POS.	CL.	HT.	HOMETOWN/ PREVIOUS SCHOOL
1	Taylor Holeman	F	Sr.	6-1	Los Angeles, Calif./ LACES
2	Alex Louin	G	Fr.	6-0	Doylestown, Pa./ Mt. St. Joseph Academy
4	Karlise Crispin	G	So.	5-6	Pitman, N.J./ Pitman
5	Caroline Coyer	G	Jr.	5-10	Oak Hill, Va./ Oakton
10	Katherine Coyer	G	Jr.	5-11	Oak Hill, Va./ Oakton
11	Jordan Dillard	G	So.	6-0	Conyers, Ga./ Decatur
12	Megan Quinn	C	So.	6-2	Berwyn, Pa./ Episcopal Academy
20	Kate Brunori	F	Sr.	5-10	Hilton Head, S.C./Hilton Head Prep
21	Lauren Burford	F	Sr.	6-0	Fairfax, Va./ Fairfax
22	Kendall Burton	G	Jr.	5-8	Newton Highlands, Mass./ Newton South
25	Brandi Teague	F/C	So.	6-2	Davie, Fla./ American Heritage
32	Samantha Wilkes	F	So.	6-1	Fair Lawn, N.J./ Immaculate Heart Academy
33	Ellen Hill	G	Sr.	5-6	Devon, Pa./ Conestoga
35	Kavunaa Edwards	F	Jr.	6-0	Pickerington, Ohio/ Pickerington North
55	Emily Leer	F/C	Sr.	6-2	Glenside, Pa./ Abington

HEAD COACH: Harry Perretta
ASSOCIATE HEAD COACH: Joe Mullaney
ASSISTANT COACHES: Shanette Lee, Heather Vulin
DIRECTOR OF BASKETBALL OPERATIONS: Mimi Riley



Villanova

HEAD COACH HARRY PERRETTA



PROFILE: Hired at Villanova – June 12, 1978

Personal – Native of Upper Darby, Pa.; attended Monsignor Bonner (Pa.) High School (1974); married (Helen); father of two sons (Stephen, 13 and Michael 11)

Education – B.A. in Social Studies and Secondary Teaching Degree, Lycorning College (1978)

Coaching File – Volunteer men's and women's junior varsity and varsity basketball coach, Lycorning College (1975-78)

Highlights – Guided the Wildcats to their third consecutive national postseason appearance in 2014, advancing to the second round of the WNIT; became the seventh Division I coach to win 600 games at one school; the 35th coach in women's basketball history to reach the 600-win plateau at any level; returned to the NCAA Championship in 2008-09 for the first time since '03-04; all-time winningest coach in history of Villanova basketball for men or women with 617 wins; earned WNIT postseason berth in 2008, advancing to the third round; went to the WNIT in 2006 – winning first-ever games in the tournament; coached Wildcats to four

straight NCAA appearances (2001, '02, '03, '04) advanced to the 2003 NCAA Elite Eight for the first time in school history; won 2003 BIG EAST Championship title and earned program-best No. 2 seeding in NCAA Championship; directed VU to school-record 28 wins in 2003; four straight NCAA appearances (1986-89); 1998, '00, '05, '06, '08 WNIT appearances; 1996 BIG EAST Coach of the Year; five-time Philadelphia Big 5 Coach of the Year (1995, '96, '01, '03, '04); BIG EAST Champions (1985, '86, '03); 1986-87 BIG EAST regular season champions; shared regular season league title in 1983-84 and '84-85; six Philadelphia Big 5 titles; 14 20-win seasons, including five straight (1984-88); coached All-American Shelly Pennefather, who was the 1987 national player of the year and the Wade Trophy winner; 1978 AIAW small college coach of the year; 1982 AIAW Final Four appearance; directed the BIG EAST Women's All-Star summer tour of Canada in 1991. In 2012-13, he posted a 20-win season for the first time since the 2005-06 season and guided his squad back to the NCAA Championship for the first time since 2009.

PERRETTA'S YEAR-BY-YEAR HISTORY

Year	School	Overall	BIG EAST	BIG EAST Tournament	NCAA Postseason	WNIT Postseason
1978-79	Villanova	17-8				
1979-80	Villanova	20-5				
1980-81	Villanova	22-6				
1981-82	Villanova	29-4				
1982-83	Villanova	14-15	4-4 (4th)	1-1		
1983-84	Villanova	22-7	6-2 (1st)	1-1		
1984-85	Villanova	21-9	12-4 (1st)	2-1 (2nd)		
1985-86	Villanova	23-8	12-4 (2nd)	3-0 (1st)	1-1	
1986-87	Villanova	27-4	15-1 (1st)	3-0 (1st)	0-1	
1987-88	Villanova	20-9	11-5 (2nd)	0-1	0-1	
1988-89	Villanova	18-12	11-5 (2nd)	1-1	0-1	
1989-90	Villanova	9-19	1-15 (9th)	0-1		
1990-91	Villanova	12-17	4-12 (8th)	1-1		
1991-92	Villanova	11-17	7-11 (3rd)	0-1		
1992-93	Villanova	15-13	10-8 (4th)	1-1		
1993-94	Villanova	13-14	7-11 (6th)	0-1		
1994-95	Villanova	19-9	13-5 (2nd)	1-1		
1995-96	Villanova	21-7	13-5 (3rd, BE 6)	1-1		
1996-97	Villanova	14-14	8-10 (5th, BE 6)	1-1		
1997-98	Villanova	19-10	12-6 (2nd, BE 6)	1-1		0-1
1998-99	Villanova	14-14	9-9 (6th)	1-1		0-1
1999-00	Villanova	15-15	7-9 (6th)	1-1		
2000-01	Villanova	22-9	11-5 (4th)	1-1	1-1	
2001-02	Villanova	20-11	12-4 (3rd)	1-1	1-1	
2002-03	Villanova	28-6	12-4 (3rd)	3-0 (1st)	3-1 (Elite Eight)	
2003-04	Villanova	23-7	12-4 (2nd)	0-1	1-1	
2004-05	Villanova	19-12	10-6 (4th)	2-1		0-1
2005-06	Villanova	21-11	9-7 (6th)	1-1		2-1
2006-07	Villanova	8-21	2-14 (16th)	0-1		
2007-08	Villanova	17-16	5-11 (11th)	0-1		2-1
2008-09	Villanova	19-14	10-6 (4th)	1-1	0-1	
2009-10	Villanova	14-16	3-13 (15th)	0-1		
2010-11	Villanova	12-19	3-13 (13th)	1-1		
2011-12	Villanova	19-15	6-10 (10th)	1-1		2-1
2012-13	Villanova	21-11	9-7	1-1	0-1	
2013-14	Villanova	23-9	12-6 (T-3rd)	0-1		1-1

CAREER 36 Years 661-413 (615) 289-236 (.541) 31-28 (.525) 7-10 (.412) 7-7 (.500)



PERRETTA'S RECORD

- Career Record (36 years)**
661-413 (.615)
- VU Record (36 years)**
661-413 (.615)
- BIG EAST Regular Season Record (32 years)**
278-236 (.541)
- BIG EAST Tournament Record (31 appearances)**
31-28 (.525)
- NCAA Record (10 appearances)**
7-10 (.412)
- WNIT Record (7 appearances)**
7-7 (.500)

VILLANOVA IN THE BIG EAST

Overall	BIG EAST	Reg. Seas.	Finish
1982-83	14-15	4-4	tied-4th
1983-84	22-7	6-2	tied-1st
1984-85	21-9	12-4	tied-1st
1985-86	23-8	12-4	tied-2nd
1986-87	27-4	15-1	1st
1987-88	20-9	11-5	2nd
1988-89	18-12	11-5	2nd
1989-90	9-19	1-15	9th
1990-91	12-17	4-12	8th
1991-92	11-17	7-11	tied-5th
1992-93	15-13	10-8	tied-4th
1993-94	13-14	7-11	tied-6th
1994-95	19-9	13-5	2nd
1995-96	21-7	13-5	3rd BE 6
1996-97	14-14	8-10	5th BE 6
1997-98	19-10	12-6	tied-2nd BE 6
1998-99	14-14	9-9	tied-6th
1999-00	15-15	7-9	tied-6th
2000-01	22-9	11-5	tied-4th
2001-02	20-11	12-4	tied-3rd
2002-03	28-6	12-4	tied-3rd
2003-04	23-7	12-4	tied-2nd
2004-05	19-12	10-6	tied-4th
2005-06	21-11	9-7	tied-6th
2006-07	8-21	2-14	16th
2007-08	17-16	5-11	tied-11th
2008-09	19-14	10-6	tied-4th
2009-10	14-16	3-13	15th
2010-11	12-19	3-13	tied-13th
2011-12	19-15	6-10	tied-10th
2012-13	21-11	9-7	tied-6th
2013-14	23-9	12-6	Tie-3rd

RESULTS & STATISTICS

RECORD:	OVERALL	HOME	AWAY	NEUTRAL	ATTENDANCE SUMMARY	GAMES	TOTALS	AVG/GAME
All Games	23-9	9-5	11-3	3-1	Home	14	9576	684
Conference	12-6	6-3	6-3	0-0	Away	14	15660	1119
Non-Conference	11-3	3-2	5-0	3-1	Neutral	4	3556	889
					Total	32	28792	900

Date	Time	Opponent	Score	Attend.	High Points	High Rebounds	Date	Time	Opponent	Score	Attend.	High Points	High Rebounds
11/09/13	Noon	vs Mississippi Valley	W 87-53		(18)BURFORD, Lauren	(8)EDWARDS, Kavunaa	01/19/14	2:00 p.m.	* at DePaul	65-91 L	2459	(17)KANE, Devon	(5)KANE, Devon
11/10/13	Noon	vs Drexel	W 63-52		(18)LEER, Emily	(8)EDWARDS, Kavunaa	01/25/14	2:00 p.m.	* XAVIER	W 61-32	1009	(16)KANE, Devon	(11)EDWARDS, Kavunaa
11/14/13	11:05 AM	at Lehigh	WOT 79-73	3928	(24)LEER, Emily	(8)EDWARDS, Kavunaa	01/29/14	7 p.m.	* at Georgetown	W 59-49	537	(11)LEER, Emily	(5)KANE, Devon
11/20/13	7:00p.m.	at Sacred Heart	WOT 62-59		(21)KANE, Devon	(6)BURFORD, Lauren	02/01/14	2:00 p.m.	* CREIGHTON	W 68-54	1009	(19)COVER, Katherine	(7)HOLEMAN, Taylor
11/24/13	2:00 p.m.	LAFAYETTE	W 60-33	733	(12)COVER, Katherine	(14)EDWARDS, Kavunaa	02/05/14	7:00 p.m.	* at Providence	W 72-66	211	(19)BURFORD, Lauren	(10)HOLEMAN, Taylor
11/29/13	8:00 p.m.	vs Montana State	W 79-55	429	(17)HOLEMAN, Taylor	(10)HOLEMAN, Taylor	02/09/14	2:00 p.m.	* at Seton Hall	W 62-57	1380	(15)COVER, Katherine	(8)EDWARDS, Kavunaa
12/01/13	3:00 p.m.	at FIU	W 68-61	379	(19)BURFORD, Lauren	(6)BURFORD, Lauren	02/12/14	7:00 p.m.	* BUTLER	W 61-46	451	(15)BURFORD, Lauren	(8)HOLEMAN, Taylor
12/07/13	2:00 p.m.	SAINT JOSEPH'S	60-63 L	1237	(12)LEER, Emily	(9)HOLEMAN, Taylor	02/15/14	12 p.m.	* at St. John's	W 56-69 L	1938	(18)COVER, Katherine	(6)KANE, Devon
12/15/13	1:00 p.m.	at La Salle	W 83-47	216	(21)LEER, Emily	(7)HOLEMAN, Taylor	02/23/14	1:00 p.m.	* GEORGETOWN	W 65-52	1009	(28)LEER, Emily	(7)COVER, Katherine
12/22/13	2 p.m.	at Temple	W 59-58	703	(19)COVER, Katherine	(6)HOLEMAN, Taylor	02/25/14	7:00 p.m.	* DEPAUL	W 56-71 L	451	(19)KANE, Devon	(7)COVER, Katherine
12/28/13	2:05 p.m.	* at Creighton	58-65 L	1030	(16)COVER, Katherine	(4)HOLEMAN, Taylor	03/01/14	12:00 p.	* at Xavier	W 57-55	1402	(16)EDWARDS, Kavunaa	(7)EDWARDS, Kavunaa
12/31/13	noon CT	* at Marquette	W 63-61	1211	(20)COVER, Katherine	(8)HOLEMAN, Taylor	03/04/14	7:00 p.m.	* MARQUETTE	W 81-64	859	(23)LEER, Emily	(4)EDWARDS, Kavunaa
01/04/14	2:00 p.m.	* PROVIDENCE	W 68-59	509	(17)KANE, Devon	(5)HOLEMAN, Taylor	03/09/14	8:30 p.m.	vs Marquette	53-56 L	3127	(19)KANE, Devon	(7)HOLEMAN, Taylor
01/08/14	7:00 p.m.	* at Butler	W 70-48	266	(17)BURTON, Kendall	(7)HOLEMAN, Taylor	03/19/14	7:00 p.m.	QUINNIPIAC	W 74-66	343	(24)KANE, Devon	(7)BURFORD, Lauren
01/11/14	4:00 p.m.	* SETON HALL	56-64 L	623	(16)KANE, Devon	(9)HOLEMAN, Taylor	03/23/14	1:00 p.m.	GEORGE WASHINGTON	66-76 L	425	(15)COVER, Katherine	(6)COVER, Katherine
01/15/14	7:00 p.m.	PENN	W 55-54	509	(17)COVER, Katherine	(6)COVER, Katherine							

* indicates conference game

PLAYERS RETURNING		TOTAL										3-PTS			REBOUNDS											
No.	Player	GP	GS	Min	Avg	FG	FGA	Pct	3FG	FGA	Pct	FT	FTA	Pct	Off	Def	Tot	Avg	PF	FO	A	TO	Blk	Stl	Pts	Avg
05	COVER, Katherine	32	4	889	27.8	112	314	35.7	36	163	22.1	67	82	81.7	28	110	138	4.3	44	1	115	30	1	37	327	10.2
55	LEER, Emily	32	32	850	26.6	112	252	44.4	49	137	35.8	22	39	56.4	26	82	108	3.4	80	3	51	29	29	24	295	9.2
21	BURFORD, Lauren	31	30	860	27.7	96	217	44.2	64	160	40.0	20	26	76.9	12	60	72	2.3	37	0	71	32	18	16	276	8.9
10	COVER, Katherine	17	16	449	26.4	47	113	41.6	32	86	37.2	6	7	85.7	7	20	27	1.6	18	0	36	18	8	6	132	7.8
35	EDWARDS, Kavunaa	32	15	871	27.2	84	167	50.3	24	63	38.1	41	50	82.0	25	77	102	3.2	51	0	69	23	10	19	233	7.3
12	QUINN, Megan	18	11	499	27.7	52	99	52.5	17	39	43.6	19	24	79.2	14	45	59	3.3	28	0	41	14	8	8	140	7.8
35	EDWARDS, Kavunaa	18	17	250	12.8	20	63	31.7	14	43	32.6	4	6	66.7	17	64	81	4.5	21	0	10	31	11	15	58	3.2
12	QUINN, Megan	32	0	247	7.7	25	76	32.9	12	45	26.7	6	10	60.0	8	26	34	1.1	23	0	6	7	12	1	68	2.1
13	BURTON, Kendall	18	0	109	6.1	10	30	33.3	4	17	23.5	3	6	50.0	4	10	14	0.8	14	0	2	3	4	0	27	1.5
32	WILKES, Samantha	28	7	178	6.4	21	76	27.6	13	50	26.0	2	5	40.0	8	21	29	1.0	13	0	4	7	1	12	57	2.0
20	DILLARD, Jordan	15	1	80	5.3	8	38	21.1	6	28	21.4	0	0	0.0	1	10	11	0.7	5	0	1	2	0	4	22	1.5
32	WILKES, Samantha	32	11	311	9.7	20	74	27.0	6	27	22.2	7	15	46.7	9	25	34	1.1	30	0	17	9	7	6	53	1.7
20	DILLARD, Jordan	18	7	180	10.0	8	41	19.5	3	18	16.7	5	8	62.5	7	11	18	1.0	16	0	11	3	5	3	24	1.3
33	HILL, Ellen	22	1	131	6.0	7	28	25.0	0	1	0.0	2	2	1,000	4	14	18	0.8	12	0	12	4	2	3	16	0.7
3																										



Xavier

QUICK FACTS

Location: Cincinnati, Ohio 45207
 Nickname: Musketeers
 Colors: Navy Blue, Gray and White
 Enrollment: 6,620
 Director of Athletics: Greg Christopher
 Home Court: Cintas Center (10,250)
 Press Row Phone: (513) 745-3929
 2013-14 Overall Record: 8-23
 2013-14 BIG EAST Record: 3-15
 Letterwinners Returning/Lost: 8/3
 Starters Returning/Lost: 3/2

COACHING STAFF

Head Coach: Brian Neal
 Alma Mater: (Northern Kentucky '91)
 Assistant Coach: Carla Morrow (Tulsa '02)
 Assistant Coach: Bryce McKey (Malone '08)
 Assistant Coach: Garry Horton (Thomas More '06)

SPORTS INFORMATION

Basketball Office Phone: (513) 745-3414
 SID Contact: Greg Lautzenheiser
 Office Phone: (513) 745-3961
 Cell Phone: (419) 605-8512
 E-mail Address: lautzenheiser@goxavier.edu
 Web Address: www.goxavier.com

MADDISON BLACKWELL



SCHEDULE

November

15 Sat.	Wofford	2 p.m.
17 Mon.	Arkansas-Pine Bluff	7 p.m.
20 Thurs.	Virginia	7 p.m.
22 Sat.	at Binghamton	7 p.m.
26 Wed.	Presbyterian	7 p.m.
30 Sun.	Robert Morris	2 p.m.

December

3 Wed.	at ST. JOHN'S	7 p.m.
7 Sun.	at Middle Tennessee	2 p.m.
10 Wed.	Monmouth	11:30 a.m.
14 Sun.	at Cincinnati	2 p.m.
20 Sat.	Lipscomb	2 p.m.
22 Mon.	at Kennesaw State	Noon
30 Tues.	at MARQUETTE	8 p.m.

January

2 Fri.	CREIGHTON	7 p.m.
4 Sun.	PROVIDENCE	2 p.m.
9 Fri.	at SETON HALL	7 p.m.
11 Sun.	at DEPAUL	3 p.m.
16 Fri.	GEORGETOWN	7 p.m.
18 Sun.	VILLANOVA	Noon
25 Sun.	BUTLER	2:30 p.m.
30 Fri.	at CREIGHTON	8 p.m.

February

1 Sun.	at PROVIDENCE	1 p.m.
6 Fri.	MARQUETTE	7 p.m.
8 Sun.	DEPAUL	2 p.m.
13 Fri.	at GEORGETOWN	8 p.m.
15 Sun.	at VILLANOVA	1 p.m.
22 Sun.	at BUTLER	1 p.m.
27 Fri.	SETON HALL	7 p.m.

March

1 Sun.	ST. JOHN'S	2 p.m.
--------	------------	--------

All dates and times (Eastern) are subject to change
 BIG EAST games in all CAPS



GREG CHRISTOPHER
 Director of Athletics



BRIAN NEAL
 Head Coach



GREG LAUTZENHEISER
 Assistant Director Of Athletic Communications

News & Notes

The BIG Picture

In their first season of BIG EAST play the Musketeers went 8-23, including 3-15 against conference foes for a ninth-place finish. Head coach Brian Neal took over shortly before the start of the 2013-14 season and earned a notable win at Michigan in the early goings, but injuries hampered the squad which ended the year on a 13-game losing skid. XU returns three healthy starters and eight letterwinners this season, as well as a group of notable newcomers.

late in the season and finished the campaign averaging a 7.3 PPG clip. Leah Schaefer rounds out the returning starters. XU will also be happy to have Maddison Blackwell back. Blackwell came on strong at the end of the season, averaging 10.6 points and 8.0 rebounds per game over the final five contests.

Who's Gone

The Musketeers' leading scorer from last year, Shatyra Hawkes, was removed from the roster prior to the end of last season, while second-leading scorer Ashley Wanninger graduated in the offseason. Hawkes averaged 13.9 points per game, while Wanninger, who started all 31 contests, boasted an 11.3 scoring average.

Storylines

The Musketeers are out to prove that their first season in the BIG EAST was not an accurate depiction as XU will be reinvigorated and healthy when it starts 2014-15. In addition to the return of three starters, Xavier welcomes a pair of talented transfers who are eligible in Maleeka Kynard and Raeshawn Gaffney. Kynard is a graduate student from Ohio State who played 74 games for the Buckeyes, while Gaffney is a guard from the University of Virginia. The Musketeers will play seven of their non-conference games in the friendly confines of the Cintas Center, with two matchups against 2014 NCAA Tournament teams.

Who's Returning

Xavier has three returning starters and eight newcomers. After missing the final nine games of the season due to injury, Jenna Crittendon returns to the court for XU. Crittendon averaged 10.2 points and 6.9 rebounds per game, tops among Xavier

returners. Briana Glover started 30 games a season ago, chipping in 8.6 PPG and 3.6 RPG while shooting over 40 percent from the floor. Aliyah Zantt was thrust into the starting lineup

DID YOU KNOW?

Then-freshman Maddison Blackwell came off the bench in the first 24 games of the season in 2013-14 before being thrust into the starting lineup on Feb. 8. Over the final eight games of the season, Blackwell more than doubled both her points per game and rebounds per game averages and recorded a pair of double-doubles.



ROSTER

NO.	NAME	HT.	POS.	CL.	HOMETOWN/ PREVIOUS SCHOOL
0	Marquia Turner	5-6	G	Fr.	North Canton / Ohio Hoover
1	Kindell Fincher	5-9	G	Fr.	Fort Wayne, Ind. / Canterbury
2	Maleeka Kynard	5-6	G	Sr.	Toledo, Ohio / Start / Ohio State
5	Kayla Davis	5-6	G	So.	Brampton, Ontario / St. Marguerite d'Youville
12	Jada Byrd	5-9	G	Fr.	Lithonia Ga. / Redan
14	Briana Glover	6-1	F	Jr.	Mason, Ohio / Mason
15	Aliyah Zantt	5-6	G	Jr.	Reynoldsburg, Ohio / Reynoldsburg
21	Maddison Blackwell	5-11	F	So.	Gahanna, Ohio / Lincoln
22	Erica Dawson	5-8	G	R-Fr.	Marietta, Ohio / Marietta
23	Leah Schaefer	6-1	F	So.	Alexandria, Ky. / Highlands
24	Martha Thompson	5-8	G	R-Fr.	Solon, Ohio / Solon
25	Anniina Aijänen	6-2	F	Fr.	Tampere, Finland / Sammon Keskuskluio
30	Raeshawn Gaffney	5-8	G	R-So.	Fairfield, Ohio / Fairfield / Virginia
31	Christina Ohlinger	5-11	F	So.	Toledo, Ohio / Notre Dame Academy
34	Brianna Gladney	5-8	G	So.	San Antonio, Texas / Ronald Reagan
35	Jenna Crittendon	5-9	G	Jr.	Union, Ky. / Ryle

HEAD COACH: Brian Neal
ASSISTANT COACHES: Carla D. Morrow, Bryce McKey, Garry Horton
DIRECTOR OF BASKETBALL OPERATIONS: Netta Smith
DIRECTOR OF BASKETBALL PERFORMANCE: Mark Ehlen
VIDEO COORDINATOR: Brenden Stowers

Coaches' Records

ALL-TIME

BUTLER		OVERALL		BIG EAST	
Years	Coach	W	L	W	L
1975-76	Xandra Hamilton	1	9		
1976-84	Linda Mason	124	47		
1984-88	Russ Sarfaty	32	76		
1988-93	Paulette Stein	87	57		
1993-99	June Olkowski	114	56		
1999-2002	Wendy Gatlin	21	62		
2002-14	Beth Couture	193	174	10	8
2014-	Kurt Godlevske				
Totals		572	481 (.543)	10	8 (.556)

CREIGHTON		OVERALL		BIG EAST	
Years	Coach	W	L	W	L
1973-76	Eddy McClure	26	22		
1976-79	Gaye Kinnett	33	27		
1979-80	Howard Faber	11	10		
1980-92	Bruce Rasmussen	196	147		
1992-2002	Connie Yori	170	115		
2002-	Jim Flanery	235	151	12	6
Totals		671	472 (.587)	12	6 (.667)

DE PAUL		OVERALL		BIG EAST	
Years	Coach	W	L	W	L
1974-76	Debbie Miller	10	20		
1978-80	John Lawler	27	16		
1980-84	Ron Feiereisel	61	57		
1984-88	Jim Izard	90	28		
1976-78; 88-	Doug Bruno	560	301	92	54
Totals		755	422 (.641)	92	54 (.630)

GEORGETOWN		OVERALL		BIG EAST	
Years	Coach	W	L	W	L
1970-74	Betty Underwood	29	12		
1974-81	Francis Carr	95	46		
1981-83	Mary Briese	19	32	3	5
1983-86	Cheryl Thompson	25	56	8	32
1986-2004	Patrick Knapp	248	264	124	180
2004-12	Terri Williams-Flournoy	143	104	58	70
2012-13	Keith Brown	15	16	5	11
2013-14	Jim Lewis	11	21	4	14
2014-	Natasha Adair				
Totals		585	551 (.515)	202	312 (.393)

MARQUETTE		OVERALL		BIG EAST	
Years	Coach	W	L	W	L
1975-86	Tat Shieley	111	148		
1986-90	Sr. Maria Pares	42	69		
1990-96	Jim Jabir	94	81		
1996-14	Terri Mitchell	348	215	74	72
2014-	Carolyn Kieger				
Totals		595	513 (.537)	74	72 (.507)

PROVIDENCE		OVERALL		BIG EAST	
Years	Coach	W	L	W	L
1974-76	Kay McDonald	25	7		
1976-80	Tim Gilbride	82	27		
1980-83	Joe Mullaney, Jr.	66	27	7	1
1983-85	Lynn Sheedy	33	21	14	10
1985-96	Bob Foley	206	127	114	72
1996-2002	Jim Jabir	62	102	34	68
2002-05	Susan Yow	14	68	3	45
2005-12	Phil Seymore	88	120	30	82
2012-	Susan Robinson Fruchtl	14	46	4	30
Totals		590	545 (.520)	206	308 (.401)


ST. JOHN'S		OVERALL		BIG EAST	
Years	Coach	W	L	W	L
1974-79	Vickie Kresse	100	43		
1979-84	Don Perrelli	118	45	12	4
1984-96	Joe Mullaney, Jr.	168	173	92	110
1996-99	Charlene Thomas-Swinson	24	61	14	40
1999-2001	Darcel Estep	22	51	8	29
2001-02	Pechone Stepps	0	11	0	11
2002-12	Kim Barnes Arico	176	134	73	89
2012-	Joe Tartamella	41	24	24	10
Totals		649	540 (.546)	223	293 (.432)

SETON HALL		OVERALL		BIG EAST	
Years	Coach	W	L	W	L
1973-85	Sue Dilley	191	121	10	22
1985-2010	Phyllis Mangina	352	368	161	255
2010-13	Anne Donovan	27	64	7	41
2013-	Anthony Bozzella	20	14	8	10
Totals		590	567 (.510)	186	328 (.362)

VILLANOVA		OVERALL		BIG EAST	
Years	Coach	W	L	W	L
1969-70	Liz Cawley	4	6		
1970-75	Jane Sefranek	51	23		
1975-78	Joan King	28	25		
1978-	Harry Perretta	661	413	278	236
Totals		744	467 (.614)	278	236 (.541)

XAVIER		OVERALL		BIG EAST	
Years	Coach	W	L	W	L
1971-76	Tony Brueneman	33	18		
1976-86	Laurie Massa	98	146		
1986-95	Mark Ehlen	122	130		
1995-2002	Melanie Balcomb	135	78		
2002-11	Kevin McGuff	214	73		
2011-13	Amy Waugh	21	36		
2013-	Brian Neal	8	23	3	15
Totals		631	494 (.561)	3	15 (.167)

Review



BIG EAST

CONFERENCE



BIG EAST CONFERENCE

2013-14 FINAL STANDINGS

	BIG EAST				OVERALL					
	W-L	Pct.	H	A	W-L	Pct.	H	A	N	Streak
DePaul*^@	15-3	.833	8-1	7-2	29-7	.806	13-2	9-4	7-1	Lost 1
RV/RV St. John's@	13-5	.722	7-2	6-3	23-11	.676	11-4	8-6	4-1	Lost 1
Creighton#	12-6	.667	8-1	4-5	20-14	.588	13-2	5-10	2-2	Lost 1
Villanova#	12-6	.667	6-3	6-3	23-9	.719	9-5	11-3	3-0	Lost 1
Marquette#	11-7	.611	6-3	5-4	22-11	.667	11-5	8-5	2-1	Lost 1
Butler#	10-8	.556	5-4	5-4	15-16	.484	7-8	6-7	2-1	Lost 2
Seton Hall#	8-10	.444	4-5	4-5	20-14	.588	15-5	4-8	1-1	Lost 1
Georgetown	4-14	.222	4-5	0-9	11-21	.344	7-7	2-11	2-3	Lost 1
Xavier	3-15	.167	3-6	0-9	8-23	.258	6-9	1-11	1-3	Lost 13
Providence	2-16	.111	2-7	0-9	7-23	.233	4-10	3-12	0-1	Lost 3

*BIG EAST regular-season champion; ^BIG EAST Tournament champion;
 @NCAA Tournament berth; #WNIT berth
 (Associated Press/ESPN-USA Today rankings) NR- not ranked; RV- receiving votes

2014 BIG EAST TOURNAMENT RESULTS

March

First Round - McGrath-Phillips Arena

8 Sat. G1: #7 Seton Hall 88, #10 Providence 79
 G2: #8 Georgetown 56, #9 Xavier 37

Quarterfinals - Allstate Arena

9 Sun. G3: #2 St. John's 66, #7 Seton Hall 60
 G4: #3 Creighton 61, #6 Butler 52
 G5: #1 DePaul 78, #8 Georgetown 54
 G6: #5 Marquette 56, #4 Villanova 53

Semifinals - Allstate Arena

10 Mon. G7: #2 St. John's 68, #3 Creighton 63 (2OT)^
 G8: #1 DePaul 100, #5 Marquette 90^

Final - Allstate Arena

11 Tues. G9: #1 DePaul 65, #2 St. John's 57^

^Aired on FOX Sports 1

Most Outstanding Player

Jasmine Penny, DePaul

2014 BIG EAST Championship All-Tournament Team

Aliyyah Handford, St. John's
 Brittany Hrynko, DePaul
 Sarah Nelson, Creighton
 Katherine Plouffe, Marquette
 Ka-Deidre Simmons, Seton Hall

2014 NCAA DIVISION I WOMEN'S BASKETBALL CHAMPIONSHIP

(First Round - Durham, N.C.)

March 22 Sat.

DePaul 104, Oklahoma 100#^

(First Round - Knoxville, Tenn.)

March 22 Sat.

St. John's 71, USC 68#^

(Second Round - Durham, N.C.)

March 24 Mon.

DePaul 74, Duke 65#^

(Second Round - Knoxville, Tenn.)

March 24 Mon.

Tennessee 67, St. John's 51#^

(Lincoln Regional Semifinal - Lincoln, Neb.)

March 29 Sat.


Texas A&M 84, DePaul 65#S



DePaul beat Oklahoma 104-100 in the NCAA Tournament First Round. It was the highest scoring regulation game in the history of the NCAA women's tournament.



St. John's beats USC 71-68 in Knoxville.



2014 WNIT

First Round

March 19 Wed.

Villanova 74, Quinnipiac 66*

March 20 Thurs.

Creighton 77, Missouri 51*

Seton Hall 63, American 60*

South Dakota State 78, Butler 61*

Marquette 63, Indiana State 61*

Second Round

March 22 Sat.

Indiana 72, Marquette 69*

March 23 Sun.

South Dakota State 62, Creighton 51*

Seton Hall 75, Princeton 74

Third Round

March 27 Thurs.

Rutgers 91, Seton Hall 79 (2OT)*

\$Televised on ESPN

^ Televised on ESPN2

#NCAA Tournament

*WNIT

BIG EAST PLAYER OF THE YEAR - Marissa Janning, Creighton (So., Guard, Delano, Minn.)

BIG EAST FRESHMAN OF THE YEAR - Natalie Butler, Georgetown (Fr., Center, Fairfax, Va.)*

BIG EAST COACH OF THE YEAR - Doug Bruno, DePaul

BIG EAST DEFENSIVE PLAYER OF THE YEAR - Liz Stratman, Butler (Jr., Center, New Palestine, Ind.)

BIG EAST MOST IMPROVED PLAYER AWARD - Tabatha Richardson-Smith, Seton Hall (So., Forward, Bay City, Texas)

BIG EAST SPORTSMANSHIP AWARD - Eugeneia McPherson, St. John's (R-Sr., Guard, North Babylon, N.Y.)

BIG EAST SIXTH MAN AWARD - Caroline Coyer, Villanova (So., Guard, Oak Hill, Va.)

BIG EAST SCHOLAR-ATHLETE OF THE YEAR - Katherine Plouffe, Marquette (Sr., F, Edmonton, Canada)

ALL-BIG EAST FIRST TEAM

	School	Class	Pos.
*Marissa Janning	Creighton	So.	G
*Brittany Hrynko	DePaul	Jr.	G
*Jasmine Penny	DePaul	Sr.	F
*Katherine Plouffe	Marquette	Sr.	F
*Aliyyah Handford	St. John's	So.	G
Ka-Deidre Simmons	Seton Hall	R-Jr.	G
Devon Kane	Villanova	Sr.	G

ALL-BIG EAST SECOND TEAM

	School	Class	Pos.
Daress McClung	Butler	Sr.	G/F
McKenzie Fujan	Creighton	Sr.	G
Sarah Nelson	Creighton	Sr.	F
Natalie Butler	Georgetown	Fr.	C
Andrea White	Georgetown	Sr.	F
Alexis Harris	Providence	Jr.	F
Tabatha Richardson-Smith	Seton Hall	So.	F

ALL-BIG EAST HONORABLE MENTION

	School	Class	Pos.
Megan Rogowski	DePaul	Jr.	G
Liz Stratman	Butler	Jr.	C
Amber Thompson	St. John's	Jr.	F

ALL-BIG EAST FRESHMAN TEAM

	School	Class	Pos.
*Jessica January	DePaul	Fr.	G
*Natalie Butler	Georgetown	Fr.	C
*Faith Woodard	Georgetown	Fr.	F
*Sarah Beal	Providence	Fr.	G
Jade Walker	St. John's	Fr.	G/F
Sidney Cook	Seton Hall	Fr.	F
Maddison Blackwell	Xavier	Fr.	F

* Indicates unanimous selection



A rising junior, Marissa Janning will look to become the seventh player in conference history to be named BIG EAST Player of the Year multiple times after earning the honor in Creighton's inaugural season in the league (2013-14).



BIG EAST Most Improved Player Tabatha Richardson-Smith helped lead Seton Hall to its most successful season in nearly two decades, including a trip to the third round of the WNIT.

BIG EAST vs. Other Conferences

Conference	'05-06	'06-07	'07-08	'08-09	'09-10	'10-11	'11-12	'12-13	'13-14
American Athletic	0-0	0-0	0-0	0-0	0-0	0-0	0-0	0-0	1-2
America East	6-8	9-2	8-4	11-2	14-2	7-0	11-1	6-2	4-1
Atlantic Coast	14-7	3-11	8-8	10-6	12-8	12-5	10-11	9-7	3-5
Atlantic Sun	6-0	5-0	6-1	3-0	4-0	4-1	5-0	6-0	1-0
Atlantic 10	7-2	17-6	23-3	17-6	19-7	14-8	20-7	14-6	6-4
Big Sky	15-4	2-0	0-0	5-0	2-0	0-0	0-1	2-0	3-0
Big South	6-3	2-0	0-0	3-0	1-0	4-0	3-1	2-0	1-1
Big Ten	4-0	9-5	10-9	7-9	5-9	8-2	9-3	7-7	2-9
Big 12	3-6	0-4	6-4	7-4	5-4	4-9	5-6	4-4	2-2
Big West	1-0	2-0	1-0	0-0	3-0	4-0	2-1	1-1	0-0
Colonial	7-2	2-4	9-0	4-2	9-2	3-6	3-8	4-4	2-3
Conference USA	4-0	7-1	3-2	4-1	4-2	7-1	4-2	3-1	1-0
Great West	0-0	0-0	0-0	0-0	0-0	1-0	0-0	0-0	0-0
Horizon	8-0	11-0	8-0	9-2	12-3	9-1	3-1	5-2	3-3
Ivy	7-0	10-1	14-0	10-0	11-0	8-0	6-3	10-2	8-0
Metro Atlantic	8-3	8-6	12-2	8-1	9-0	8-2	10-0	7-1	4-0
Mid-American	8-1	8-2	10-0	12-1	6-2	4-2	9-1	6-3	1-4
Mid-Continent	2-0	6-0	0-0	0-0	0-0	0-0	0-0	0-0	0-0
Mid-Eastern	2-0	6-0	6-1	7-0	3-2	8-1	8-2	3-0	1-0
Missouri Valley	3-0	3-0	6-1	5-1	6-1	4-1	9-0	3-3	4-2
Mountain West	4-1	4-3	4-1	3-4	3-1	3-0	3-1	2-1	2-0
Northeast	12-4	9-1	10-0	9-1	11-0	12-1	7-1	10-2	5-0
Ohio Valley	3-0	4-0	2-0	6-0	6-0	6-0	4-0	9-0	3-0
Pacific 12	3-1	3-2	4-4	5-3	4-2	2-7	8-4	8-5	5-2
Patriot	6-1	8-2	10-0	7-0	1-1	6-0	9-0	6-1	3-0
Reclassifying	0-0	0-0	0-0	1-0	3-0	1-0	1-0	1-0	0-0
Southeastern	5-9	7-12	6-8	11-3	7-7	7-8	5-8	8-8	3-7
Southern	2-1	4-1	3-1	4-1	5-0	1-1	4-0	4-0	0-0
Southland	2-1	1-0	1-0	0-0	2-0	2-0	0-0	3-0	2-0
Southwestern	0-0	5-0	1-0	8-0	4-0	5-0	4-0	2-0	3-0
Summit	0-0	0-0	2-0	4-0	4-0	4-0	4-0	2-2	3-2
Sun Belt	2-4	4-0	9-0	4-0	2-1	3-1	2-0	1-0	1-1
West Coast	1-0	1-1	4-1	4-2	4-1	2-1	4-2	2-0	0-2
Western Athletic	1-0	1-1	0-0	1-1	2-0	2-0	3-0	3-0	0-0
Independent	1-3	2-0	3-1	4-0	1-0	1-0	4-0	2-0	1-0
Division II	3-0	1-0	0-0	4-1	1-1	2-0	1-1	0-0	0-0
Division III	0-0	0-0	0-0	1-0	1-0	1-0	0-0	0-0	1-0
TOTAL	156-61	163-65	189-51	198-51	186-56	180-62	181-65	155-62	79-50
	(.691)	(.719)	(.715)	(.788)	(.795)	(.769)	(.736)	(.714)	(.612)

BIG EAST Regular-Season Nonconference Record

Year	Record
2013-14	71-43 (.623)
2012-13	141-56 (.716)
2011-12	159-55 (.743)
2010-11	160-54 (.748)
2009-10	168-44 (.792)
2008-09	171-41 (.807)
2007-08	167-41 (.803)
2006-07	148-55 (.729)
2005-06	140-49 (.741)
2004-05	94-41 (.696)
2003-04	107-48 (.690)
2002-03	114-38 (.750)
2001-02	99-58 (.631)
2000-01	101-51 (.664)
1999-00	103-52 (.665)
1998-99	67-44 (.604)
1997-98	60-48 (.556)



The Red Storm beat SEC foe Texas A&M in the Maggie Dixon Classic on Dec. 22, 2013 at Madison Square Garden



The Wildcats won nine of their first 10 non-conference games in 2013-14 and finished with a 10-1 regular season non-league record before winning a game in the WNIT as well.

2013-14 Review

INDIVIDUAL STATS — CONFERENCE GAMES ONLY

SCORING

Player-Team	Cl	G	FG	3FG	FT	Pts	Avg/G
1. JANNING, Marissa-CU	SO	18	120	51	68	359	19.9
2. PLOUFFE, Katherine-MU	SR	17	110	11	64	295	17.4
3. SIMMONS, Ka-Deidre-SHU	JR	18	104	3	99	310	17.2
4. WHITE, Andrea-GU	SR	17	126	4	33	289	17.0
5. PENNY, Jasmine-DPU	SR	18	106	0	82	294	16.3
6. MCCLUNG, Daress-BU	SR	14	84	11	41	220	15.7
7. RICHARDSON-SMITH, T-SHU	SO	18	101	39	35	276	15.3
8. ROGOWSKI, Megan-DPU	JR	18	97	60	21	275	15.3
9. FUJIAN, McKenzie-CU	SR	18	102	32	37	273	15.2
10. HARRIS, Alexis-PC	JR	17	102	0	53	257	15.1

REBOUNDING

Player-Team	Cl	G	OFF	DEF	TOT	Avg/G
1. BUTLER, Natalie-GU	FR	18	88	160	248	13.8
2. ALI, Bra'Shey-SHU	SO	17	73	110	183	10.8
3. THOMPSON, Amber-SJU	JR	18	66	116	182	10.1
4. WHITE, Andrea-GU	SR	17	65	95	160	9.4
5. HARRIS, Alexis-PC	JR	17	43	115	158	9.3
6. NELSON, Sarah-CU	SR	18	37	126	163	9.1
7. PLOUFFE, Katherine-MU	SR	17	40	104	144	8.5
8. YOUNG, Katie-MU	SR	18	43	98	141	7.8
9. STRATMAN, Liz-BU	JR	18	46	85	131	7.3
10. PODKOWA, Megan-DPU	SO	17	38	66	104	6.1

FIELD GOAL PCT (MIN. 3.0 MADE PER GAME)

Player-Team	Cl	G	FG	FGA	Pct
1. PENNY, Jasmine-DPU	SR	18	106	193	.549
2. THOMPSON, Amber-SJU	JR	18	69	132	.523
3. HOLEMAN, Taylor-VU	JR	18	61	120	.508
4. BUTLER, Natalie-GU	FR	18	96	191	.505
5. ROGOWSKI, Megan-DPU	JR	18	97	194	.500
6. WHITE, Andrea-GU	SR	17	126	254	.496
7. FUJIAN, McKenzie-CU	SR	18	102	207	.493
8. STRATMAN, Liz-BU	JR	18	90	184	.489
9. MCCLUNG, Daress-BU	SR	14	84	174	.483
10. LEER, Emily-VU	JR	18	65	136	.478

ASSISTS

Player-Team	Cl	G	Assists	Avg/G
1. HRYNKO, Brittany-DPU	JR	18	101	5.61
2. PUMROY, Brooklyn-MU	SO	18	94	5.22
3. JENKINS, Chanise-DPU	SO	18	93	5.17
4. SIMMONS, Ka-Deidre-SHU	JR	18	92	5.11
5. BEAL, Sarah-PC	FR	18	86	4.78
6. KANE, Devon-VU	SR	18	80	4.44
7. MCPHERSON, Eugenia-SIU	SR	18	74	4.11
8. BROWN, Alexis-SHU	JR	18	72	4.00
9. JANNING, Marissa-CU	SO	18	71	3.94
10. NELSON, Sarah-CU	SR	18	69	3.83

FREE THROW PCT (MIN. 2.0 MADE PER GAME)

Player-Team	Cl	G	FTM	FTA	Pct
1. JENKINS, Chanise-DPU	SO	18	38	43	.884
2. SCHIPPERS, Taylor-BU	JR	18	45	52	.865
3. PLOUFFE, Katherine-MU	SR	17	64	75	.853
4. JANNING, Marissa-CU	SO	18	68	80	.850
5. KANE, Devon-VU	SR	18	46	59	.780
6. OJULU, Apiew-MU	JR	18	40	52	.769
7. WOODARD, Faith-GU	JR	18	63	82	.768
8. GLOVER, Briana-XU	SO	18	53	69	.768
9. BEAL, Sarah-PC	FR	18	70	92	.761
10. MORSE, Arlesia-MU	JR	18	44	58	.759

STEALS

Player-Team	Cl	G	Steals	Avg/G
1. HRYNKO, Brittany-DPU	JR	18	55	3.06
2. RICHARDSON-SMITH, T-SHU	SO	18	45	2.39
BROWN, Alexis-SHU	JR	18	43	2.39
ZANTT, Aliyah-XU	SO	18	43	2.39
5. SIMMONS, Ka-Deidre-SHU	JR	18	39	2.17
6. JENKINS, Chanise-DPU	SO	18	31	1.72
7. HANDFORD, Aliyah-SIU	SO	18	29	1.61
8. JANUARY, Jessica-DPU	FR	18	28	1.56
9. MCDIVITT, Mandy-BU	SR	18	27	1.50
10. ALI, Bra'Shey-SHU	SO	17	25	1.47

3-POINT FG PCT (MIN. 1.0 MADE PER GAME)

Player-Team	Cl	G	3FG	FGA	Pct
1. ROGOWSKI, Megan-DPU	JR	18	60	122	.492
2. KUCERA, Teresa-SHU	FR	15	15	32	.469
3. BATTLE, Logan-GU	SO	17	17	40	.425
4. JANNING, Marissa-CU	SO	18	51	124	.411
5. BROWN, Briana-SIU	SR	18	26	64	.406
6. LEER, Emily-VU	JR	18	32	79	.405
7. FUJIAN, McKenzie-CU	SR	18	32	81	.395
8. BURFORD, Lauren-VU	JR	17	32	86	.372
9. WANNINGER, Ashley-XU	SR	18	39	106	.368
10. HRYNKO, Brittany-DPU	JR	18	33	91	.363

3-POINT FG MADE

Player-Team	Cl	G	3FG	Avg/G
1. ROGOWSKI, Megan-DPU	JR	18	60	3.33
2. JANNING, Marissa-CU	SO	18	51	2.83
3. WANNINGER, Ashley-XU	SR	18	39	2.17
RICHARDSON-SMITH, T-SHU	SO	18	39	2.17
5. MCDIVITT, Mandy-BU	SR	18	37	2.06
6. BURFORD, Lauren-VU	JR	17	32	1.88
7. HRYNKO, Brittany-DPU	JR	18	33	1.83
RULE, Tori-PC	JR	18	33	1.83
9. LEER, Emily-VU	JR	18	32	1.78
FUJIAN, McKenzie-CU	SR	18	32	1.78

BLOCKED SHOTS

Player-Team	Cl	G	Blocks	Avg/G
1. STRATMAN, Liz-BU	JR	18	55	3.06
2. THOMPSON, Amber-SJU	JR	18	35	1.94
3. BUTLER, Natalie-GU	FR	18	32	1.78
4. ALI, Bra'Shey-SHU	SO	17	24	1.41
5. NELSON, Sarah-CU	SR	18	22	1.22
6. MCCLUNG, Daress-BU	SR	14	16	1.14
7. ROLLERSON, Brianna-CU	FR	18	18	1.00
8. LEER, Emily-VU	JR	18	17	0.94
9. HARRIS, Alexis-PC	JR	17	16	0.94
10. WOODARD, Faith-GU	FR	18	16	0.89

ASSIST/TURNOVER RATIO (MIN. 3.0 ASSISTS/GAME)

Player-Team	Cl	G	Asst	Avg	Turn	Avg	Ratio
1. COYER, Caroline-VU	SO	18	56	3.1	17	0.9	3.29
2. JENKINS, Chanise-DPU	SO	18	93	5.2	35	1.9	2.66
3. KANE, Devon-VU	SR	18	80	4.4	42	2.3	1.90
4. NELSON, Sarah-CU	SR	18	69	3.8	37	2.1	1.86
5. SIMMONS, Ka-Deidre-SHU	JR	18	92	5.1	53	2.9	1.74
6. MURRY, Lexus-BU	SO	18	61	3.4	37	2.1	1.65
7. PUMROY, Brooklyn-MU	SO	18	94	5.2	58	3.2	1.62
8. HRYNKO, Brittany-DPU	JR	18	101	5.6	65	3.6	1.55
9. JANNING, Marissa-CU	SO	18	71	3.9	46	2.6	1.54
10. BROWN, Alexis-SHU	JR	18	72	4.0	48	2.7	1.50

MINUTES PLAYED

Player-Team	Cl	G	Minutes	Avg/G
1. BUTLER, Natalie-GU	FR	18	666	37.00
2. SIMMONS, Ka-Deidre-SHU	JR	18	658	36.56
3. MCDIVITT, Mandy-BU	SR	18	620	34.44
4. JANNING, Marissa-CU	SO	18	618	34.33
5. IISKOLA, Evi-PC	SO	17	583	34.29
6. RICHARDSON-SMITH, T-SHU	SO	18	615	34.06
7. BEAL, Sarah-PC	FR	18	612	34.00
8. HARRIS, Alexis-PC	JR	17	576	33.88
9. ALI, Bra'Shey-SHU	SO	17	572	33.65
10. WOODARD, Faith-GU	FR	18	605	33.61

OFFENSIVE REBOUNDS

Player-Team	Cl	G	No.	Avg/G
1. BUTLER, Natalie-GU	FR	18	88	4.89
2. ALI, Bra'Shey-SHU	SO	17	73	4.29
3. WHITE, Andrea-GU	SR	17	65	3.82
4. THOMPSON, Amber-SJU	JR	18	66	3.67
5. STRATMAN, Liz-BU	JR	18	46	2.56
6. HARRIS, Alexis-PC	JR	17	43	2.53
7. YOUNG, Katie-MU	SR	18	43	2.39
8. PLOUFFE, Katherine-MU	SR	17	40	2.35
9. PODKOWA, Megan-DPU	SO	17	38	2.24
10. PENNY, Jasmine-DPU	SR	18	40	2.22

DEFENSIVE REBOUNDS

Player-Team	Cl	G	No.	Avg/G
1. BUTLER, Natalie-GU	FR	18	160	8.89
2. NELSON, Sarah-CU	SR	18	126	7.00
3. HARRIS, Alexis-PC	JR	17	115	6.76
4. ALI, Bra'Shey-SHU	SO	17	110	6.47
5. THOMPSON, Amber-SJU	JR	18	116	6.44
6. PLOUFFE, Katherine-MU	SR	17	104	6.12
7. WHITE, Andrea-GU	SR	17	95	5.59
8. YOUNG, Katie-MU	SR	18	98	5.44
9. MCCLUNG, Daress-BU	SR	14	67	4.79
10. STRATMAN, Liz-BU	JR	18	85	4.72

INDIVIDUAL PLAYER GAME HIGHS

Points	38	FUJIAN, McKenzie (Creighton) vs DePaul (01/04/14)
38	JANNING, Marissa (Creighton) vs Georgetown (02/05/14)	
38	RICHARDSON-SMITH, T. (Seton Hall) vs Marquette (02/22/14)	
15	RICHARDSON-SMITH, T. (Seton Hall) vs Marquette (02/22/14)	
13	FUJIAN, McKenzie (Creighton) vs DePaul (01/04/14)	
13	JANNING, Marissa (Creighton) at Providence (1/11/14)	
13	JANNING, Marissa (Creighton) vs Georgetown (02/05/14)	
13	PLOUFFE, Katherine (Marquette) vs Creighton (3/1/14)	
27	RICHARDSON-SMITH, T. (Seton Hall) vs Marquette (02/22/14)	
23	JANNING, Marissa (Creighton) vs Georgetown (02/05/14)	
.909	(10-11) STRATMAN, Liz (Butler) at Providence (1/1/14)	
.900	(9-10) BUTLER, Natalie (Georgetown) vs Villanova (01/29/14)	
8	ROGOWSKI, Megan (DePaul) vs Providence (01/08/14)	
7	ROGOWSKI, Megan (DePaul) vs Seton Hall (02/15/14)	
17	ROGOWSKI, Megan (DePaul) vs Providence (01/08/14)	
15	JANNING, Marissa (Creighton) at Georgetown (01/01/14)	
1,000(5-5)	HRYNKO, Brittany (DePaul) at Villanova (02/25/14)	
.833	(5-6) ROGOWSKI, Megan (DePaul) vs Butler (02/22/14)	
.833	(5-6) LEER, Emily (Villanova) vs Marquette (03/04/14)	
12	PLOUFFE, Katherine (Marquette) at Georgetown (01/04/14)	
12	BEAL, Sarah (Providence) vs Georgetown (1/15/14)	
16	PENNY, Jasmine (DePaul) at Seton Hall (01/14/14)	
16	HRYNKO, Brittany (DePaul) vs Marquette (01/29/14)	
1,000(12-12)	PLOUFFE, Katherine (Marquette) at Georgetown (01/04/14)	
1,000(8-8)	BUTLER, Natalie (Georgetown) vs Creighton (01/01/14)	
1,000(8-8)	SIMMONS, Ka-Deidre (Seton Hall) vs Georgetown (01/18/14)	
20	BUTLER, Natalie (Georgetown) at Xavier (01/08/14)	
20	BUTLER, Natalie (Georgetown) vs Providence (03/01/14)	
13	BEAL, Sarah (Providence) at Butler (01/28/14)	
12	HRYNKO, Brittany (DePaul) vs Seton Hall (02/15/14)	
12	PUMROY, Brooklyn (Marquette) vs Creighton (3/1/14)	
7	HRYNKO, Brittany (DePaul) vs Georgetown (03/04/14)	
6	ZANTT, Aliyah (Xavier) at DePaul (01/01/14)	
6	HRYNKO, Brittany (DePaul) at Providence (2/1/14)	
6	HRYNKO, Brittany (DePaul) at Marquette (2/18/14)	
6	MCCLUNG, Daress (Butler) vs Seton Hall (03/01/14)	
8	STRATMAN, Liz (Butler) at Seton Hall (1/4/14)	
6	THOMPSON, Amber (St. John's) at Georgetown (02/18/14)	
9	FUJIAN, McKenzie (Creighton) vs DePaul (01/04/14)	
9	DAVIS, Kayla (Xavier) at Marquette (2/15/14)	

Field goal made	15	RICHARDSON-SMITH, T. (Seton Hall) vs Marquette (02/22/14)
13	FUJIAN, McKenzie (Creighton) vs DePaul (01/04/14)	
13	JANNING, Marissa (Creighton) vs Georgetown (02/05/14)	
13	PLOUFFE, Katherine (Marquette) vs Creighton (3/1/14)	
27	RICHARDSON-SMITH, T. (Seton Hall) vs Marquette (02/22/14)	
23	JANNING, Marissa (Creighton) vs Georgetown (02/05/14)	
.909	(10-11) STRATMAN, Liz (Butler) at Providence (1/1/14)	
.900	(9-10) BUTLER, Natalie (Georgetown) vs Villanova (01/29/14)	

3-PT FG made	8	ROGOWSKI, Megan (DePaul) vs Providence (01/08/14)
7	ROGOWSKI, Megan (DePaul) vs Seton Hall (02/15/14)	
17	ROGOWSKI, Megan (DePaul) vs Providence (01/08/14)	
15	JANNING, Marissa (Creighton) at Georgetown (01/01/14)	
1,000(5-5)	HRYNKO, Brittany (DePaul) at Villanova (02/25/14)	
.833	(5-6) ROGOWSKI, Megan (DePaul) vs Butler (02/22/14)	
.833	(5-6) LEER, Emily (Villanova) vs Marquette (03/04/14)	
12	PLOUFFE, Katherine (Marquette) at Georgetown (01/04/14)	
12	BEAL, Sarah (Providence) vs Georgetown (1/15/14)	
16	PENNY, Jasmine (DePaul) at Seton Hall (01/14/14)	
16	HRYNKO, Brittany (DePaul) vs Marquette (01/29/14)	
1,000(12-12)	PLOUFFE, Katherine (Marquette) at Georgetown (01/04/14)	
1,000(8-8)	BUTLER, Natalie (Georgetown) vs Creighton (01/01/14)	
1,000(8-8)	SIMMONS, Ka-Deidre (Seton Hall) vs Georgetown (01/18/14)	

Rebounds	20	BUTLER, Natalie (Georgetown) at Xavier (01/08/14)
20	BUTLER, Natalie (Georgetown) vs Providence (03/01/14)	
13	BEAL, Sarah (Providence) at Butler (01/28/14)	
12	HRYNKO, Brittany (DePaul) vs Seton Hall (02/15/14)	
12	PUMROY, Brooklyn (Marquette) vs Creighton (3/1/14)	
7	HRYNKO, Brittany (DePaul) vs Georgetown (03/04/14)	
6	ZANTT, Aliyah (Xavier) at DePaul (01/01/14)	
6	HRYNKO, Brittany (DePaul) at Providence (2/1/14)	
6	HRYNKO, Brittany (DePaul) at Marquette (2/18/14)	
6	MCCLUNG, Daress (Butler) vs Seton Hall (03/01/14)	
8	STRATMAN, Liz (Butler) at Seton Hall (1/4/14)	
6	THOMPSON, Amber (St. John's) at Georgetown (02/18/14)	

2013-14 Review

OVERALL INDIVIDUAL STATS

SCORING

Player-Team	Cl	G	FG	3FG	FT	Pts	Avg/G
1. JANNING, Marissa-CU	SO	34	189	80	141	599	17.6
2. PLOUFFE, Katherine-MU	SR	30	190	15	119	514	17.1
3. RICHARDSON-SMITH, T-SHU	SO	34	216	85	65	582	17.1
4. SIMMONS, Ka-Deidre-SHU	JR	34	183	7	195	568	16.7
5. HANDFORD, Aliyah-SJU	SO	34	214	0	139	567	16.7
6. RULE, Tori-PC	JR	30	172	61	78	483	16.1
7. PENNY, Jasmine-DPU	SR	36	215	0	138	568	15.8
8. ROGOWSKI, Megan-DPU	JR	35	192	114	53	551	15.7
9. MCCLUNG, Daress-BU	SR	26	157	20	70	404	15.5
10. WHITE, Andrea-GU	SR	31	201	4	66	472	15.2

REBOUNDING

Player-Team	Cl	G	OFF	DEF	TOT	Avg/G
1. BUTLER, Natalie-GU	FR	32	145	280	425	13.3
2. ALL, Bra'Shey-SHU	SO	28	120	191	311	11.1
3. PLOUFFE, Katherine-MU	SR	30	97	208	305	10.2
4. THOMPSON, Amber-SJU	JR	34	114	199	313	9.2
5. WHITE, Andrea-GU	SR	31	107	173	280	9.0
6. HARRIS, Alexis-PC	JR	29	69	190	259	8.9
7. YOUNG, Katie-MU	SR	33	88	190	278	8.4
8. NELSON, Sarah-CU	SR	34	63	211	274	8.1
9. STRATMAN, Liz-BU	JR	29	62	136	198	6.8
10. MCCLUNG, Daress-BU	SR	26	43	127	170	6.5

FIELD GOAL PCT (MIN. 3.0 MADE PER GAME)

Player-Team	Cl	G	FG	FGA	Pct
1. PENNY, Jasmine-DPU	SR	36	215	371	.580
2. HOLEMAN, Taylor-VU	JR	30	100	192	.521
3. STRATMAN, Liz-BU	JR	29	153	294	.520
4. THOMPSON, Amber-SJU	JR	34	111	222	.500
5. BUTLER, Natalie-GU	FR	32	168	342	.491
6. WHITE, Andrea-GU	SR	31	201	411	.489
7. PODKOWA, Megan-DPU	SO	35	122	254	.480
8. ROGOWSKI, Megan-DPU	JR	35	192	401	.479
9. HANDFORD, Aliyah-SJU	SO	34	214	448	.478
10. MCCLUNG, Daress-BU	SR	26	157	331	.474

ASSISTS

Player-Team	Cl	G	Assists	Avg/G
1. HRYNKO, Brittany-DPU	JR	36	202	5.61
2. JENKINS, Chanise-DPU	SO	36	187	5.19
3. PUMROY, Brooklyn-MU	SO	33	171	5.18
4. SIMMONS, Ka-Deidre-SHU	JR	34	174	5.12
5. BEAL, Sarah-PC	FR	29	135	4.66
6. KANE, Devon-VU	SR	32	142	4.44
7. MCPHERSON, Eugenia-SJU	SR	27	106	3.93
8. JANNING, Marissa-CU	SO	34	132	3.88
9. HAWKES, Shatya-XU	SR	24	88	3.67
10. COVER, Caroline-VU	SO	32	115	3.59

FREE THROW PCT (MIN. 2.0 MADE PER GAME)

Player-Team	Cl	G	FTM	FTA	Pct
1. JANNING, Marissa-CU	SO	34	141	165	.855
2. SCHIPPERS, Taylor-BU	JR	31	92	110	.836
3. COVER, Caroline-VU	SO	32	67	82	.817
4. PLOUFFE, Katherine-MU	SR	30	119	146	.815
5. IISKOLA, Evi-PC	SO	29	74	95	.779
6. SIMMONS, Ka-Deidre-SHU	JR	34	195	255	.765
7. HAWKES, Shatya-XU	SR	24	55	72	.764
8. MORSE, Arlesia-MU	JR	33	74	97	.763
9. KANE, Devon-VU	SR	32	93	122	.762
10. GLOVER, Briana-XU	SO	31	68	91	.747

STEALS

Player-Team	Cl	G	Steals	Avg/G
1. RICHARDSON-SMITH, T-SHU	SO	34	82	2.41
2. HRYNKO, Brittany-DPU	JR	36	86	2.39
3. ZANTT, Alyah-XU	SO	31	72	2.32
4. SIMMONS, Ka-Deidre-SHU	JR	34	72	2.12
5. HANDFORD, Aliyah-SJU	SO	34	63	1.85
6. JENKINS, Chanise-DPU	SO	36	61	1.69
7. ALL, Bra'Shey-SHU	SO	28	44	1.57
8. JANUARY, Jessica-DPU	FR	35	53	1.51
9. MCDWITT, Mandy-BU	SR	31	46	1.48
10. WHITE, Andrea-GU	SR	31	46	1.48

3-POINT FG PCT (MIN. 1.0 MADE PER GAME)

Player-Team	Cl	G	3FG	FGA	Pct
1. ROGOWSKI, Megan-DPU	JR	35	114	252	.452
2. BURFORD, Lauren-VU	JR	31	64	160	.400
3. BROWN, Briana-SJU	SR	34	42	109	.385
4. RICHARDSON-SMITH, T-SHU	SO	34	85	233	.365
5. MORSE, Arlesia-MU	JR	33	49	137	.358
LEER, Emily-VU	JR	32	49	137	.358
7. PODKOWA, Megan-DPU	SO	35	35	98	.357
8. HAWKES, Shatya-XU	SR	24	45	128	.352
9. JANNING, Marissa-CU	SO	34	80	228	.351
10. SCHIPPERS, Taylor-BU	JR	31	45	129	.349

3-POINT FG MADE

Player-Team	Cl	G	3FG	Avg/G
1. ROGOWSKI, Megan-DPU	JR	35	114	3.26
2. RICHARDSON-SMITH, T-SHU	SO	34	85	2.50
3. JANNING, Marissa-CU	SO	34	80	2.35
4. BURFORD, Lauren-VU	JR	31	64	2.06
5. RULE, Tori-PC	JR	30	61	2.03
6. WANNINGER, Ashley-XU	SR	31	62	2.00
7. HAWKES, Shatya-XU	SR	24	45	1.88
8. MCDWITT, Mandy-BU	SR	31	58	1.87
9. MCCORMICK, Katie-GU	SO	28	45	1.61
10. NELSON, Sarah-CU	SR	34	53	1.56

BLOCKED SHOTS

Player-Team	Cl	G	Blocks	Avg/G
1. STRATMAN, Liz-BU	JR	29	79	2.72
2. BUTLER, Natalie-GU	FR	32	59	1.84
3. THOMPSON, Amber-SJU	JR	34	45	1.32
4. ALL, Bra'Shey-SHU	SO	28	33	1.18
5. MCCLUNG, Daress-BU	SR	26	30	1.15
6. NELSON, Sarah-CU	SR	34	38	1.12
7. HARRIS, Alexis-PC	JR	29	31	1.07
8. PODKOWA, Megan-DPU	SO	35	35	1.00
9. ROLLERSON, Brianna-CU	FR	34	32	0.94
10. LEER, Emily-VU	JR	32	29	0.91

ASSIST/TURNOVER RATIO (MIN. 3.0 ASSISTS/GAME)

Player-Team	Cl	G	Asst	Avg	Turn	Avg	Ratio
1. COVER, Caroline-VU	SO	32	115	3.6	30	0.9	3.83
2. JENKINS, Chanise-DPU	SO	36	187	5.2	72	2.0	2.60
3. KANE, Devon-VU	SR	32	142	4.4	68	2.1	2.09
4. SIMMONS, Ka-Deidre-SHU	JR	34	174	5.1	96	2.8	1.81
5. PUMROY, Brooklyn-MU	SO	33	171	5.2	96	2.9	1.78
6. NELSON, Sarah-CU	SR	34	117	3.4	72	2.1	1.63
7. HRYNKO, Brittany-DPU	JR	36	202	5.6	130	3.6	1.55
8. HAWKES, Shatya-XU	SR	24	88	3.7	63	2.6	1.40
9. MCPHERSON, Eugenia-SJU	SR	27	106	3.9	77	2.9	1.38
10. JANNING, Marissa-CU	SO	34	132	3.9	98	2.9	

MINUTES PLAYED

Player-Team	Cl	G	Minutes	Avg/G
1. SIMMONS, Ka-Deidre-SHU	JR	34	1230	36.18
2. BUTLER, Natalie-GU	FR	32	1157	36.16
3. MCDWITT, Mandy-BU	SR	31	1075	34.68
4. JANNING, Marissa-CU	SO	34	1173	34.50
5. ALL, Bra'Shey-SHU	SO	28	944	33.71
6. RICHARDSON-SMITH, T-SHU	SO	34	1143	33.62
7. NELSON, Sarah-CU	SR	34	1142	33.59
8. IISKOLA, Evi-PC	SO	29	963	33.21
9. HARRIS, Alexis-PC	JR	29	958	33.03
10. BEAL, Sarah-PC	FR	29	954	32.90

OFFENSIVE REBOUNDS

Player-Team	Cl	G	No.	Avg/G
1. BUTLER, Natalie-GU	FR	32	145	4.53
2. ALL, Bra'Shey-SHU	SO	28	120	4.29
3. WHITE, Andrea-GU	SR	31	107	3.45
4. THOMPSON, Amber-SJU	JR	34	114	3.35
5. PLOUFFE, Katherine-MU	SR	30	97	3.23
6. YOUNG, Katie-MU	SR	33	88	2.67
7. PODKOWA, Megan-DPU	SO	35	91	2.60
8. PENNY, Jasmine-DPU	SR	36	89	2.47
9. HARRIS, Alexis-PC	JR	29	69	2.38
10. OJULLU, Apiew-MU	JR	32	76	2.38

DEFENSIVE REBOUNDS

Player-Team	Cl	G	No.	Avg/G
1. BUTLER, Natalie-GU	FR	32	280	8.75
2. PLOUFFE, Katherine-MU	SR	30	208	6.93
3. ALL, Bra'Shey-SHU	SO	28	191	6.82
4. HARRIS, Alexis-PC	JR	29	190	6.55
5. NELSON, Sarah-CU	SR	34	211	6.21
6. THOMPSON, Amber-SJU	JR	34	199	5.85
7. YOUNG, Katie-MU	SR	33	190	5.76
8. WHITE, Andrea-GU	SR	31	173	5.58
9. MCCLUNG, Daress-BU	SR	26	127	4.88
10. SCHAEFER, Leah-XU	FR	26	126	4.85

INDIVIDUAL PLAYER GAME HIGHS

Points	38	FUJIAN, McKenzie (Creighton) vs DePaul (01/04/14)
	38	JANNING, Marissa (Creighton) vs Georgetown (02/05/14)
	38	RICHARDSON-SMITH, T. (Seton Hall) vs Marquette (02/22/14)
Field goals made	16	HANDFORD, Aliyah (St. John's) vs Iona (11/12/13)
	15	RICHARDSON-SMITH, T. (Seton Hall) vs Marquette (02/22/14)
Field goal attempts	27	RICHARDSON-SMITH, T. (Seton Hall) vs Marquette (02/22/14)
Field goal %	1.000	(8-8) HOLEMAN, Taylor (Villanova) vs Montana State (11/29/13)
	.929	(13-14) PENNY, Jasmine (DePaul) at Bradley (12-29-13)
3-Pt FG made	8	ROGOWSKI, Megan (DePaul) vs Providence (01/08/14)
	7	RULE, Tori (Providence) vs Bryant (11/12/13)
	7	ROGOWSKI, Megan (DePaul) vs Seton Hall (02/15/14)
3-Pt FG attempts	17	ROGOWSKI, Megan (DePaul) vs Providence (01/08/14)
	15	JANNING, Marissa (Creighton) at Georgetown (01/01/14)
3-Pt %	1.000	(5-5) HRYNKO, Brittany (DePaul) at Villanova (02/25/14)
	1.000	(5-5) RICHARDSON-SMITH, T. (Seton Hall) vs Princeton (3/23/14)
Free throws made	16	SIMMONS, Ka-Deidre (Seton Hall) vs Rider (11/10/13)
	15	YOUNG, Katie (Marquette) vs Central Michigan (11/21/13)
Free throw attempts	17	SIMMONS, Ka-Deidre (Seton Hall) vs Rider (11/10/13)
	17	YOUNG, Katie (Marquette) vs Central Michigan (11/21/13)
Free throw %	1.000	(12-12) PLOUFFE, Katherine (Marquette) at Georgetown (01/04/14)
	1.000	(8-8) RICHARDSON-SMITH, T. (Seton Hall) vs Savannah State (11/29/13)
	1.000	(8-8) JANNING, Marissa (Creighton) vs Oregon State (12/19/13)
	1.000	(8-8) SIMMONS, Ka-Deidre (Seton Hall) vs NJIT (12/21/13)
	1.000	(8-8) MCPHERSON, Eugenia (St. John's) vs Texas A&M (12/22/13)
	1.000	(8-8) BUTLER, Natalie (Georgetown) vs Creighton (01/01/14)
	1.000	(8-8) SIMMONS, Ka-Deidre (Seton Hall) vs Georgetown (01/18/14)
Rebounds	26	PLOUFFE, Katherine (Marquette) at Indiana State (3-20-14)
	21	BUTLER, Natalie (Georgetown) at Alaska Anchorage (11/27/13)
Assists	13	BEAL, Sarah (Providence) at Butler (01/28/14)
	12	SIMMONS, Ka-Deidre (Seton Hall) vs UMass Lowell (12/07/13)
	12	HRYNKO, Brittany (DePaul) vs Washington (12/20/13)
	12	HRYNKO, Brittany (DePaul) vs Seton Hall (02/15/14)
	12	PUMROY, Brooklyn (Marquette) vs Creighton (3/1/14)
	8	HANDFORD, Aliyah (St. John's) vs St. Francis (11/16/13)
	7	HRYNKO, Brittany (DePaul) vs Duquesne (11/09/13)
	7	WHITE, Andrea (Georgetown) vs Penn State (12/08/13)
	7	HRYNKO, Brittany (DePaul) vs Georgetown (03/04/14)
	8	STRATMAN, Liz (Butler) at Seton Hall (1/4/14)
	6	THOMPSON, Amber (St. John's) at Georgetown (02/18/14)
	6	BUTLER, Natalie (Georgetown) vs Xavier (03-08-14)
	6	STRATMAN, Liz (Butler) at South Dakota State (3/20/14)
	10	HRYNKO, Brittany (DePaul) at Northwestern (12/1/13)
Steals	9	FUJIAN, McKenzie (Creighton) vs DePaul (01/04/14)
	9	DAVIS, Kayla (Xavier) at Marquette (2/15/14)

2013-14 Review

OVERALL TEAM STATS

SCORING OFFENSE

Team	G	W-L	Pts	Avg/G
1. DePaul	36	29-7	3006	83.5
2. Marquette	33	22-11	2420	73.3
3. Seton Hall	34	20-14	2419	71.1
4. Providence	30	7-23	2075	69.2
5. St. John's	34	23-11	2254	66.3
6. Georgetown	32	11-21	2103	65.7
7. Creighton	34	20-14	2227	65.5
8. Villanova	32	23-9	2078	64.9
9. Butler	31	15-16	2007	64.7
10. Xavier	31	8-23	1835	59.2

SCORING DEFENSE

Team	G	Pts	Avg/G
1. Villanova	32	1868	58.4
2. St. John's	34	2113	62.1
3. Creighton	34	2118	62.3
4. Butler	31	2046	66.0
5. Xavier	31	2103	67.8
6. Marquette			




Creighton's McKenzie Fujan was one of three players last season to reach the league-high 38-point mark, doing so against DePaul on Jan. 4.



Marquette's Katherine Plouffe grabbed a BIG EAST-high 26 rebounds in the Golden Eagles' WNIT game at Indiana State in March.



Brittany Hrynko led the league in steals and assists in conference play.



History



BIG EAST™

CONFERENCE



Regular-Season Records

POINTS

INDIVIDUAL:
 Game: 43, Angel McCoughtry, (UoFL) vs. Providence, 1-31-09
 Rookie Game: 37, Kerri Chatten (PC) vs Seton Hall, 1-7-95
 Season: 478, Sarah Behn (BC), 1991-92
 Rookie Season: 335, Kerri Chatten (PC), 1994-95
 TEAM:
 Game: 128, Providence vs. Georgetown (114), 2-4-91
 Game (two teams): 242, Providence def. Georgetown (128-114), 2-4-91
 Season: 1640, Connecticut, 1998-99

SCORING AVERAGE

INDIVIDUAL:
 Season: 26.6 ppg, Sarah Behn (BC), 1991-92 (478 pts. over 18 games)
 26.6 ppg, Angel McCoughtry (UoFL), 2008-09 (426 pts. over 16 games)
 Rookie Season: 19.6 ppg, Maya Moore (UConn), 2007-08
 TEAM:
 Season: 95.4 ppg, Providence, 1990-91

REBOUNDS

INDIVIDUAL:
 Game: 25, Peggy Walsh (UConn) vs Pittsburgh, 2-19-86
 Rookie Game: 20, Shelly Pennefather (VU), 1-28-84
 20, Kerri Chatten (PC) vs St. John's, 2-15-95
 20, Natalie Butler (GU) at Xavier, 1-8-14
 20, Natalie Butler (GU) vs. Providence, 3-1-14
 Season: 248, Natalie Butler (GU), 2013-14
 Rookie Season: 248, Natalie Butler (GU), 2013-14
 TEAM:
 Game: 70, Connecticut vs. Providence, 1-11-95
 Season: 942, Providence, 1994-95

REBOUND AVERAGE

INDIVIDUAL:
 Season: 13.8 rpg, Natalie Butler (GU), 2013-14
 Rookie Season: 13.8 rpg, Natalie Butler (GU), 2013-14
 TEAM:
 Season: 52.3 rpg, Connecticut, 1994-95

FG MADE

INDIVIDUAL:
 Game: 19 (of 31), Kathy Finn (PC) vs. Syracuse, 2-11-84
 Rookie Game: 14 (of 19), Tina Charles (UConn) vs. USF, 2-20-07
 Season: 170, Shelly Pennefather (VU), 1986-87
 Rookie Season: 123, Maya Moore (UConn), 2007-08
 TEAM:
 Game: 48, Notre Dame vs. Pittsburgh, 1-17-12
 Season: 601, Connecticut, 1994-95

FG ATTEMPTED

INDIVIDUAL:
 Game: 37 (13 made), Andrea Smith (USF) vs. Notre Dame, 1-8-13
 Rookie Game: 26 (10 made), Maria Tchobanova (WVU) vs. Georgetown, 1-2-96
 Season: 349, Kerry Curran (BC), 1993-94
 Rookie Season: 266, Holly Porter (BC), 1993-94
 TEAM:
 Game: 100, Providence vs. Seton Hall, 1-4-88
 Season: 1,244, Georgetown, 1993-94

FG PERCENTAGE

INDIVIDUAL:
 Game: (minimum 8 attempts)
 1.000 (12-12), Jazz Covington (UoFL) vs. Georgetown, 1-18-06
 1.000 (10-10), Nykesha Sales (UConn) vs. Notre Dame, 12-6-97
 1.000 (10-10), Nykesha Sales (UConn) vs. St. John's, 2-7-96
 1.000 (9-9), Olayinka Sanni (WVU) vs. DePaul, 1-9-07
 1.000 (8-8), Shea Ralph (UConn) vs. West Virginia, 1-2-99
 (minimum 7 attempts)
 1.000 (7-7), Teresa Borton (ND) vs. Seton Hall, 1-9-02
 1.000 (7-7), Monique Lee (SHU) vs. Providence, 2-24-98
 1.000 (7-7), Peggi Jewell (GU) vs. St. John's, 2-9-89
 1.000 (7-7), Jennifer Clemente (RU) vs. St. John's, 1-30-96
 Season: .718 (125-174), Ruth Riley (ND), 1998-99
 Rookie Season: .647 (99-153), Tamika Williams (UConn), 1998-99
 TEAM:
 Game: .762 (32-42), Boston College vs. Syracuse, 1-9-89
 Season: .560, Villanova, 1986-87

3-PT FG MADE

INDIVIDUAL:
 Game: 10 (of 14) Maya Moore (UConn) vs. Syracuse, 1-17-09
 Rookie Game: 8 (of 16) Jennifer Davis (PC) vs. Boston College, 2-13-94
 Season: 66, Sheila McMillen (ND), 1998-99
 Rookie Season: 58, Jennifer Davis (PC), 1993-94
 TEAM:
 Game: 18 (of 31), Louisville vs. Syracuse, 2-11-12
 18 (of 25), Villanova vs. West Virginia, 1-3-01
 18 (of 39), Connecticut vs. Syracuse, 1-17-09
 Season: 162, DePaul, 2013-14

3-PT FG ATTEMPTED

INDIVIDUAL:
 Game: 18 (6 made), Shoni Schimmel (UoFL) vs. Marquette, 1-26-11
 18 (5 made), Erin Maloy, (Pitt) vs. Miami, 1-11-92
 Rookie Game: 18 (6 made), Shoni Schimmel (UoFL) vs. Marquette, 1-26-11
 Season: 162 (58 made), Jennifer Davis (PC), 1993-94
 Rookie Season: 162 (58 made), Jennifer Davis (PC), 1993-94
 TEAM:
 Game: 45 (11 made), Villanova at Georgetown, 1-29-14
 Season: 471 (147 made), Villanova, 2013-14

3-PT FG PERCENTAGE

INDIVIDUAL:
 Game: (minimum 5 attempts)
 1.000 (7-7), Terry Green (SHU) vs. DePaul, 1-28-12
 1.000 (7-7), Alicia Ratay (ND) vs. Rutgers, 2-19-00
 1.000 (6-6), Kate Bulger (WVU) vs. St. John's, 1-6-01
 1.000 (6-6), Catherine Bove (PC) at Cincinnati, 2-3-09
 1.000 (5-5), Wendy Davis (UConn) vs. Providence, 1-21-90
 1.000 (5-5), Krystal Ellis (MU) vs. West Virginia, 1-21-06
 1.000 (5-5), Tahnee Heins (SHU) vs. Miami, 2-21-95
 1.000 (5-5), Sheila McMillen (ND) vs. Connecticut, 12-8-98
 1.000 (5-5), Keirsten Walters (UConn) vs. Pittsburgh, 1-31-99
 1.000 (5-5), Clare Droesch (BC) vs. West Virginia, 1-30-02
 1.000 (5-5), Brittany Hrynko (DP) at Villanova, 2-25-14
 Rookie Game: (minimum 5 attempts)
 1.000 (7-7), Alicia Ratay (ND) vs. Rutgers, 2-19-00
 1.000 (6-6), Kate Bulger (WVU) vs. St. John's, 1-6-01
 1.000 (5-5), Krystal Ellis (MU) vs. West Virginia, 1-21-06
 1.000 (5-5), Keirsten Walters (UConn) vs. Pittsburgh, 1-31-99
 1.000 (5-5), Clare Droesch (BC) vs. West Virginia, 1-30-02
 Season: .517 (15-29), Shea Ralph (UConn), 1998-99
 .512 (41-80), Cal Bouchard (BC), 1997-98
 .493 (37-75), Alicia Ratay (ND), 1999-00
 TEAM:
 Game: (minimum 6 attempts)
 1.000 (6-6), Syracuse vs. Villanova, 1-10-99
 Season: .449 (44-98), Seton Hall, 1993-94

Regular-Season Records

FT MADE

INDIVIDUAL:
 Game: 19 (of 21), Mandy Saunders (PC) vs. Pittsburgh, 2-26-94
 19 (of 21), Sarah Behn (BC) vs. Syracuse, 1-11-92
 19 (of 21), Kerry Bascom (UConn) vs. St. John's, 2-9-91
 19 (of 21), Mandy Saunders (PC) vs. Pittsburgh, 2-26-94
 Season: 141, Sarah Behn (BC), 1992-93
 Rookie Season: 100, Mandy Saunders (PC), 1993-94
 TEAM:
 Game: 45, Providence vs. Pittsburgh, 2-8-89
 Season: 371, Providence, 1991-92

FT ATTEMPTED

INDIVIDUAL:
 Game: 23, Ruth Riley (ND) vs. Miami, 2-22-00
 Rookie Game: 21, Mandy Saunders (PC) vs. Pittsburgh, 2-26-94
 Season: 168, Sarah Behn (BC), 1992-93
 Rookie Season: 156, Holly Porter (BC), 1993-94
 TEAM:
 Game: 52, Providence vs. Pittsburgh, 2-8-89
 Season: 514, Connecticut, 1998-99

FT PERCENTAGE

INDIVIDUAL:
 Game: (minimum of 16 attempts)
 1.000 (17-17), Sarah Behn (BC) vs. Georgetown, 1-13-93
 1.000 (16-16), Kerry Bascom (UConn) vs. St. John's, 1-27-90
 1.000 (16-16), Katie Smrcka-Duffy (GU) vs. Seton Hall, 2-9-00
 (minimum of 10 attempts)
 1.000 (13-13), Rebecca Lobo (UConn) vs. St. John's, 1-8-92
 1.000 (10-10), Asjha Jones (UConn) vs. Syracuse, 2-3-99
 1.000 (10-10), Nicole Michael (SU) vs. Cincinnati, 2-26-07
 1.000 (10-10), Nadirah McKenith (STJ) vs. Marquette, 1-5-10
 .963 (26-27), Amy Duran (UConn), 1997-98
 .963 (26-27), Mel Thomas (UConn), 2006-07
 .952 (20-21), Laurie St. Jean (PC), 1983-84
 .881 (59-67), Angel Lewis (SU), 1991-92
 Season: .814 (153-188), Villanova, 2008-09

ASSISTS

INDIVIDUAL:
 Game: 18, Margaret McKeon (STJ) vs. Georgetown, 1-16-91
 Rookie Game: 14, Mandy Saunders (PC) vs. Syracuse, 1-12-94
 Season: 147, Shanya Evans (PC), 1990-91
 Rookie Season: 143, Gina Graziani (Miami), 1996-97
 TEAM:
 Game: 35, Providence vs. Georgetown, 1-22-86
 35, Providence vs. Seton Hall, 1-29-86
 Season: 413, Villanova, 1986-87

ASSIST AVERAGE

INDIVIDUAL:
 Season: 9.7 apg, Shanya Evans (PC), 1989-90
 Rookie Season: 7.9 apg, Gina Graziani (Miami), 1996-97
 TEAM:
 Season: 25.8, Villanova, 1986-87

STEALS

INDIVIDUAL:
 Game: 11, Maria Tchobanova (WVU) vs. Pittsburgh, 1-4-96
 Rookie Game: 11, Maria Tchobanova (WVU) vs. Pittsburgh, 1-4-96
 Season: 78, Angel McCoughtry (UoFL), 2008-09
 Rookie Season: 60, Raquel Nurse (SU), 1994-95
 TEAM:
 Game: 24, Georgetown vs. Notre Dame, 1-29-00
 24, Villanova vs. Boston College, 2-18-24
 24, West Virginia vs. Pittsburgh, 1-4-96
 Season: 258, Connecticut, 1997-98

BLOCKED SHOTS


INDIVIDUAL:
 Game: 14, Chris Palombi (SU) vs. Georgetown, 1-13-84
 Rookie Game: 9, Tina Charles (UConn) vs. Notre Dame, 1-27-07
 Season: 70, Rebecca Lobo (UConn), 1993-94
 Rookie Season: 48, Kara Wolters (UConn), 1993-94
 TEAM:
 Game: 17, West Virginia at Cincinnati, 1-8-11
 17, USF at West Virginia, 2-21-09
 17, Connecticut vs. Seton Hall, 1-13-95
 Season: 134, Connecticut, 1993-94

PERSONAL FOULS

TEAM:
 Game: 34, Boston College vs. Georgetown, 1-13-93
 34, Boston College vs. Providence, 1-25-95
 Season: 430, Boston College, 1992-93

MISCELLANEOUS

TEAM:
 Fewest Points: 24, Providence vs. Connecticut, 2-5-05
 Fewest Points in a Half: 6, St. John's vs. Boston College, 1-2-01
 6, Providence vs. Connecticut, 2-5-05
 Fewest Points Combined: 71 (38-33), St. John's def. Pittsburgh, 1-27-01
 Victory Margin: 78 (126-48), Connecticut def. Providence, 1-6-98
 Fewest Turnovers: 3, Georgetown vs. Villanova, 2-5-00
 3, Connecticut vs. Pittsburgh, 2-22-05
 3, Pittsburgh vs. Villanova, 2-6-07
 3, St. John's vs. Villanova, 2-9-08
 3, USF vs. Villanova, 2-19-08
 3, Villanova at Georgetown, 1-29-14
 3, Villanova vs. Georgetown, 2-23-14
 Season:
 Lowest Scoring Average: 43.6 ppg, Providence, 2004-05
 44.2 ppg, Providence, 2004-05



Notre Dame's Ruth Riley attempted 25 free-throws against Miami on Feb. 22, 2000 to set the BIG EAST record.

All-Time BIG EAST Standings

ALL-TIME COMPOSITE REGULAR SEASON STANDINGS (1982-14)

	W	L	Pct.
Connecticut	406	89	.820
Notre Dame	232	64	.784
Rutgers	202	94	.682
Creighton	12	6	.667
DePaul	92	54	.630
Virginia Tech	40	24	.625
Louisville	80	48	.625
Miami	129	95	.576
Butler	10	8	.556
Villanova	266	233	.533
Boston College	182	170	.517
Marquette	74	72	.507
West Virginia	125	155	.446
USF	57	71	.445
St. John's	223	291	.434
Providence	206	308	.401
Syracuse	197	298	.398
Georgetown	202	312	.393
Pittsburgh	176	320	.355
Seton Hall	186	228	.449
Cincinnati	35	93	.273
Xavier	3	15	.167

REGULAR SEASON CHAMPIONSHIPS

Connecticut	16	(1989, 1990-s, 1991, 1994, 1995, 1999, 2000, 2001-s, 2002, 2003, 2004, 2007, 2008, 2009, 2010, 2011)
Providence	3	(1983-s, 1986, 1990-s)
Rutgers	3	(1991-s, 2005, 2006)
Villanova	3	(1984-s, 1985-s, 1987)
Miami	2	(1992, 1993-s)
Notre Dame	2	(2001-s, 2012, 2013)
St. John's	2	(1983-s, 1985-s)
Pittsburgh	1	(1984-s)
Syracuse	1	(1988)
Georgetown	1	(1993-s)
Notre Dame	1	(2001-s)
Syracuse	1	(1988)
Georgetown	1	(1993-s)
DePaul	1	(2014)

DIVISIONAL CHAMPIONSHIPS (divisional play: 1996-98)

Connecticut	3	(BE 6) (1996, 1997, 1998)
Providence	1	(BE 7) (1996-s)
Miami	1	(BE 7) (1996-s)
Syracuse	1	(BE 7) (1996-s)
Seton Hall	1	(BE 7) (1996-s)
Georgetown	1	(BE 7) (1997)
Rutgers	1	(BE 7) (1998)

BIG EAST RECORDS:

Most wins in a season:	18, Miami (1991-92); Connecticut (1994-95, 1996-97)
Most consecutive winning seasons:	27, UConn (1986-87 through 2012-13); 10, Notre Dame (1995-96 through 2004-05)
Undefeated seasons:	Miami, 18-0 (1991-92); Connecticut, 18-0 (1994-95, 1996-97, 1999-00); Connecticut, 16-0 (2001-02, 2002-03, 2006-07, 2008-09, 2009-10, 2010-11); Rutgers, 16-0 (2005-06), Notre Dame (2012-13)
Most consecutive regular season wins:	47, UConn (Jan. 4, 1996 - Feb. 7, 1998)

ALL-TIME TEAM RECORDS IN BIG EAST TOURNAMENT GAMES

	W	L	Pct.
Connecticut	67	13	.838
Virginia Tech	4	2	.667
Villanova	31	28	.585
DePaul	11	8	.579
Louisville	11	8	.579
Rutgers	23	17	.575
Miami	14	11	.560
Notre Dame	24	17	.552
Creighton	1	1	.500
West Virginia	15	16	.484
Boston College	20	22	.476
St. John's	23	27	.460
Providence	19	26	.422
Marquette	6	9	.400
USF	5	8	.384
Seton Hall	18	30	.375
Syracuse	16	28	.364
Pittsburgh	15	28	.349
Georgetown	15	29	.341
Cincinnati	2	7	.222
Butler	0	1	.000
Xavier	0	1	.000

BIG EAST TOURNAMENT RECORDS:

Most consecutive tournament games won:	29, Connecticut (1994-2003 SF)
Most consecutive tournament games lost:	7, Boston College (1990 SF-1996 1R)
Most consecutive championships won:	9, Connecticut (1994, 1995, 1996, 1997, 1998, 1999, 2000, 2001, 2002)
Most championship game appearances:	23, Connecticut (1989, 1990, 1991, 1992, 1994, 1995, 1996, 1997, 1998, 1999, 2000, 2001, 2002, 2003, 2005, 2006, 2007, 2008, 2009, 2010, 2011, 2012, 2013)
Most consecutive championship game appearances:	10, Connecticut (1994, 1995, 1996, 1997, 1998, 1999, 2000, 2001, 2002, 2003)

BIG EAST TOURNAMENT CHAMPIONSHIPS

Connecticut	18	(1989, 1991, 1994, 1995, 1996, 1997, 1998, 1999, 2000, 2001, 2002, 2005, 2006, 2008, 2009, 2010, 2011, 2012)
St. John's	3	(1983, 1984, 1988)
Villanova	3	(1986, 1987, 2003)
Miami	2	(1992, 1993)
Boston College	1	(2004)
DePaul	1	(2014)
Notre Dame	1	(2013)
Providence	1	(1990)
Rutgers	1	(2007)
Syracuse	1	(1985)

All-Time BIG EAST Standings

2013-14 BIG EAST Overall

DePaul	15-3	29-7
St. John's	13-5	23-11
Villanova	12-6	23-9
Creighton	12-6	20-14
Marquette	11-7	22-11
Butler	10-8	15-16
Seton Hall	8-10	20-14
Georgetown	4-14	11-21
Xavier	3-15	8-23
Providence	2-16	7-23
NCAA - DePaul, St. John's		
WNIT - Butler, Creighton, Marquette, Seton Hall, Villanova		

2012-13 BIG EAST Overall

Notre Dame	16-0	35-2
Connecticut	14-2	35-4
Syracuse	11-5	24-8
Louisville	11-5	29-9
St. John's	11-5	18-13
Villanova	9-7	21-11
DePaul	9-7	21-12
USF	9-7	22-11
Rutgers	7-9	16-14
Marquette	7-9	16-16
Georgetown	5-11	15-16
Seton Hall	5-11	11-20
Cincinnati	4-12	12-18
Providence	2-14	7-23
Pittsburgh	0-16	9-21
NCAA - Connecticut, Louisville, Notre Dame, St. John's, Villanova, Syracuse, USF		
WNIT - Marquette		

2011-12 BIG EAST Overall

Notre Dame	15-1	35-4
St. John's	13-3	24-10
Connecticut	13-3	33-5
Georgetown	11-5	23-9
West Virginia	11-5	25-9
Rutgers	10-6	22-10
Louisville	10-6	23-10
DePaul	9-7	23-11
USF	8-8	19-16
Villanova	6-10	19-15
Cincinnati	6-10	16-16
Syracuse	6-10	22-15
Providence	5-11	13-17
Marquette	4-12	14-17
Seton Hall	1-15	8-23
Pittsburgh	0-16	8-22
NCAA - Connecticut, DePaul, Georgetown, Louisville, Notre Dame, Rutgers, St. John's, West Virginia		
WNIT - Cincinnati, USF, Syracuse, Villanova		

2010-11 BIG EAST Overall

Connecticut	16-0	36-2
DePaul	13-3	29-7
Notre Dame	13-3	31-8
Rutgers	11-5	20-13
Marquette	10-6	24-9
Louisville	10-6	22-13
St. John's	9-7	22-11
Georgetown	9-7	24-11
Syracuse	9-7	25-10
West Virginia	8-8	24-10
Providence	6-10	13-16
Pittsburgh	5-11	14-17
USF	3-13	12-19
Villanova	3-13	12-19
Cincinnati	2-14	9-20
Seton Hall	1-15	8-22
NCAA - Connecticut, DePaul, Georgetown, Louisville, Marquette, Notre Dame, Rutgers, St. John's, West Virginia		
WNIT - Syracuse		

2009-10 BIG EAST Overall

Connecticut	16-0	39-0
West Virginia	13-3	29-6
Georgetown	13-3	26-7
St. John's	12-4	25-7
Notre Dame	12-4	29-6
Rutgers	9-7	19-15
DePaul	9-7	21-12
Providence	7-9	19-15
Syracuse	7-9	25-11
Marquette	6-10	17-16
USF	6-10	15-16
Pittsburgh	5-11	16-15
Louisville	5-11	14-18
Cincinnati	4-12	12-18
Villanova	3-13	14-16
Seton Hall	1-15	9-21
NCAA - Connecticut (NCAA Champions), DePaul, Georgetown, Notre Dame, Rutgers, St. John's, West Virginia		
WNIT - Marquette, Pittsburgh, Providence, USF, Syracuse		

2008-09 BIG EAST Overall

Connecticut	16-0	39-0
Louisville	14-2	34-5
Pittsburgh	12-4	25-8
Villanova	10-6	19-14
Notre Dame	10-6	22-9
DePaul	10-6	23-10
Rutgers	9-7	21-13
USF	8-8	27-10
Marquette	7-9	17-16
Georgetown	7-9	20-14
West Virginia	5-11	18-15
Syracuse	5-11	17-15
St. John's	4-12	19-15
Providence	4-12	10-20
Seton Hall	4-12	17-14
Cincinnati	3-13	14-17
NCAA - Connecticut (National Champions), DePaul, Louisville (Final Four), Notre Dame, Pittsburgh, Rutgers, Villanova		
WNIT - Georgetown, Marquette, St. John's, USF (Champions), Syracuse, West Virginia		

2007-08 BIG EAST Overall

Connecticut	15-1	36-2
Rutgers	14-2	27-7
West Virginia	12-4	25-8
Notre Dame	11-5	25-9
Pittsburgh	10-6	24-11
Syracuse	10-6	22-9
Louisville	10-6	26-10
Marquette	8-8	21-14
DePaul	8-8	20-12
St. John's	7-9	18-15
USF	5-11	16-16
Villanova	5-11	17-16
Georgetown	5-11	15-14
Seton Hall	3-13	13-15
Cincinnati	3-13	12-16
Providence	2-14	12-17
NCAA - Connecticut (Final Four), DePaul, Louisville, Notre Dame, Pittsburgh, Rutgers, Syracuse, West Virginia		
WNIT - Marquette (Champions), St. John's, USF, Villanova		

2006-07 BIG EAST Overall

Connecticut	16-0	32-4
Rutgers	12-4	27-9
Marquette	12-4	26-7
West Virginia	11-5	21-11
Louisville	10-6	27-8
Pittsburgh	10-6	24-9
Notre Dame	10-6	20-12
USF	9-7	21-12
Seton Hall	9-7	19-12
DePaul	8-8	19-13
Cincinnati	6-10	15-14
St. John's	4-12	8-20
Providence	3-13	13-16
Syracuse	3-13	9-20
Georgetown	3-13	13-16
Villanova	2-14	8-21
NCAA - Connecticut, DePaul, Louisville, Marquette, Notre Dame, Pittsburgh, Rutgers (Final Four), West Virginia		
WNIT - Seton Hall, USF		

2005-06 BIG EAST Overall

Rutgers	16-0	27-5
Connecticut	14-2	32-5
DePaul	11-5	27-7
St. John's	11-5	22-8
Louisville	10-6	19-10
Pittsburgh	9-7	22-11
USF	9-7	19-12
Villanova	9-7	21-11
Marquette	9-7	22-11
Notre Dame	8-8	18-12
Cincinnati	7-9	17-12
West Virginia	4-12	15-16
Georgetown	3-13	10-17
Providence	3-13	8-19
Seton Hall	3-13	6-21
Syracuse	2-14	9-18
NCAA - Connecticut, DePaul, Louisville, Notre Dame, St. John's, Rutgers, USF		
WNIT - Cincinnati, Marquette, Pittsburgh, Villanova		

2004-05 BIG EAST Overall

Rutgers	14-2	28-7
Notre Dame	13-3	27-6
Connecticut	13-3	25-8
Boston College	10-6	20-10
Villanova	10-6	19-12
Georgetown	7-9	12-16
West Virginia	7-9	21-13
St. John's	7-9	20-11
Seton Hall	6-10	14-14
Pittsburgh	5-11	13-15
Syracuse	4-12	13-16
Providence	0-16	1-27
NCAA - Boston College, Connecticut, Notre Dame, Rutgers		
WNIT - Marquette, St. John's, USF, Villanova, West Virginia		

2003-04 BIG EAST Overall

Connecticut	14-2	31-4
Notre Dame	12-4	21-11
Villanova	12-4	23-7
Miami	11-5	22-7
Boston College	11-5	27-7
West Virginia	10-6	21-11
Rutgers	10-6	21-12
Virginia Tech	10-6	23-8
Georgetown	7-9	13-15
Seton Hall	6-10	15-15
St. John's	4-12	10-18
Syracuse	3-13	6-21
Pittsburgh	2-14	6-20
Providence	0-16	4-23
NCAA - Boston College, Connecticut (National Champions), Miami, Notre Dame, Rutgers, Villanova, Virginia Tech, West Virginia		
WNIT - Seton Hall		

All-Time BIG EAST Standings

2002-03 BIG EAST Overall

Connecticut	16-0	37-1
Rutgers	13-3	21-8
Villanova	12-4	28-6
Boston College	12-4	22-9
Virginia Tech	10-6	22-10
Notre Dame	10-6	21-11
Miami	8-8	18-13
Seton Hall	7-9	14-15
Georgetown	6-10	15-14
Syracuse	5-11	10-18
Pittsburgh	4-12	12-16
West Virginia	4-12	15-13
Providence	3-13	9-18
St. John's	2-14	8-19

NCAA - Boston College, Connecticut (National Champions), Miami, Notre Dame, Rutgers, Villanova, Virginia Tech

WNIT - Georgetown, Seton Hall

2001-02 BIG EAST Overall

Connecticut	16-0	39-0
Notre Dame	13-3	20-10
Boston College	12-4	23-8
Villanova	12-4	20-11
Miami	10-6	19-12
Virginia Tech	9-7	21-11
Syracuse	9-7	18-13
Providence	7-9	13-15
Seton Hall	6-10	15-14
West Virginia	6-10	14-14
Rutgers	5-11	9-20
Georgetown	4-12	12-16
Pittsburgh	3-13	8-19
St. John's	0-16	3-24

NCAA - Boston College, Connecticut (National Champions), Notre Dame, Syracuse, Villanova

WNIT - Miami, Virginia Tech

2000-01 BIG EAST Overall

Notre Dame	15-1	34-2
Connecticut	15-1	32-3
Rutgers	13-3	23-8
Virginia Tech	11-5	22-9
Villanova	11-5	22-9
Seton Hall	9-7	16-12
Boston College	7-9	14-15
Georgetown	6-10	17-15
Syracuse	6-10	12-15
Miami	6-10	13-15
Providence	4-12	11-17
St. John's	3-13	8-20
Pittsburgh	3-13	9-18
West Virginia	3-13	5-22

NCAA - Connecticut (Final Four), Notre Dame (National Champions), Rutgers, Villanova, Virginia Tech

WNIT - Georgetown

1999-00 BIG EAST Overall

Connecticut	16-0	36-1
Notre Dame	15-1	27-5
Rutgers	12-4	26-8
Boston College	12-4	26-9
Georgetown	9-7	17-13
Villanova	7-9	15-15
Miami	7-9	14-15
Pittsburgh	7-9	16-13
St. John's	5-11	11-18
Seton Hall	5-11	11-16
Providence	5-11	10-17
Syracuse	3-13	10-18
West Virginia	1-15	6-22

NCAA - Boston College, Connecticut (National Champions), Notre Dame, Rutgers (Final Four)

WNIT - Georgetown, Pittsburgh, Villanova

1998-99 BIG EAST Overall

Connecticut	17-1	29-5
Rutgers	17-1	29-6
Notre Dame	15-3	26-5
Boston College	12-6	22-8
Georgetown	10-8	18-12
Villanova	9-9	14-14
Miami	9-9	15-14
St. John's	7-11	13-18
Syracuse	6-12	10-17
West Virginia	5-13	10-17
Providence	4-14	5-22
Pittsburgh	3-15	8-19
Seton Hall	3-15	6-21

NCAA - Boston College, Connecticut, Notre Dame, Rutgers

WNIT - Georgetown, Miami

1997-98 BIG EAST Overall

BE 7		
Rutgers	14-4	22-10
Miami	13-5	19-10
Syracuse	7-11	12-15
Providence	6-12	10-17
Seton Hall	6-12	8-19
Georgetown	5-13	9-19
Pittsburgh	3-15	6-21
BE 6		
Connecticut	17-1	34-3
Notre Dame	12-6	22-10
Villanova	12-6	19-10
Boston College	11-7	17-11
West Virginia	7-11	12-16
St. John's	4-14	6-21

NCAA - Connecticut, Miami, Notre Dame, Rutgers

WNIT - Villanova

1996-97 BIG EAST Overall

BE 7		
Georgetown	9-9	17-11
Miami	8-10	15-14
Rutgers	8-10	11-17
Providence	8-10	13-14
Seton Hall	7-11	10-17
Syracuse	4-14	6-21
Pittsburgh	3-15	8-22
BE 6		
Connecticut	18-0	33-1
Notre Dame	17-1	31-7
Boston College	13-5	18-10
West Virginia	11-7	19-12
Villanova	8-10	14-14
St. John's	3-15	5-22

NCAA - Connecticut, Notre Dame (Final Four)

1995-96 BIG EAST Overall

BE 7		
Providence	9-9	12-15
Miami	9-9	14-13
Syracuse	9-9	14-14
Seton Hall	9-9	16-13
Rutgers	8-10	13-15
Georgetown	7-11	12-15
Pittsburgh	3-15	6-24
BE 6		
Connecticut	17-1	34-4
Notre Dame	15-3	23-8
Villanova	13-5	21-7
Boston College	7-11	10-17
West Virginia	7-11	12-15
St. John's	4-14	6-21

NCAA - Connecticut (Final Four), Notre Dame

1994-95 BIG EAST Overall

Connecticut	18-0	35-0
Villanova	13-5	19-9
Seton Hall	12-6	24-9
Pittsburgh	10-8	17-11
St. John's	10-8	15-12
Miami	8-10	11-16
Georgetown	6-12	11-17
Syracuse	5-13	7-20
Providence	5-13	10-21
Boston College	3-15	6-21

NCAA - Connecticut (National Champions), Seton Hall

1993-94 BIG EAST Overall

Connecticut	17-1	30-3
Seton Hall	16-2	27-5
Pittsburgh	12-6	21-10
Providence	10-8	13-15
Boston College	9-9	13-14
Miami	7-11	10-17
Villanova	7-11	13-14
Georgetown	6-12	12-15
St. John's	4-14	8-20
Syracuse	2-16	5-23

NCAA - Connecticut, Seton Hall

WNIT - Pittsburgh

1992-93 BIG EAST Overall

Miami	15-3	24-7
Georgetown	15-3	23-7
Connecticut	12-6	18-11
Pittsburgh	10-8	15-12
Villanova	10-8	15-13
Seton Hall	8-10	14-13
Providence	7-11	15-15
St. John's	5-13	12-16
Syracuse	4-14	6-21
Boston College	4-14	10-17

NCAA - Miami, Georgetown, Connecticut

1991-92 BIG EAST Overall

Miami	18-0	30-2
Connecticut	13-5	23-11
Georgetown	13-5	20-8
Providence	13-5	21-9
St. John's	7-11	14-14
Villanova	7-11	11-17
Pittsburgh	6-12	11-18
Syracuse	5-13	9-19
Seton Hall	5-13	14-15
Boston College	3-15	5-23

NCAA - Miami, Connecticut, Providence

1990-91 BIG EAST Overall

Connecticut	14-2	29-5
Providence	13-3	26-6
Pittsburgh	10-6	16-13
St. John's	10-6	16-12
Seton Hall	7-9	18-11
Boston College	6-10	12-16
Georgetown	5-11	12-15
Villanova	4-12	12-17
Syracuse	3-13	7-21

NCAA - Connecticut, Providence

1989-90 BIG EAST Overall

Connecticut	14-2	25-6
Providence	14-2	27-5
Seton Hall	11-5	21-7
Boston College	9-7	16-13
Syracuse	7-9	15-13
Pittsburgh	6-10	15-14
Georgetown	5-11	13-14
St. John's	5-11	12-17
Villanova	1-15	9-19

NCAA - Providence, Connecticut

All-Time BIG EAST Standings

1988-89 BIG EAST Overall

Connecticut	13-2 *	24-6
Villanova	11-5	18-12
Providence	10-6	22-11
Boston College	9-7	15-13
Seton Hall	9-7	18-10
Syracuse	7-8 *	15-12
St. John's	5-11	10-18
Georgetown	4-12	13-16
Pittsburgh	3-13	11-17

* includes one no-contest

NCAA - Connecticut, Providence, Villanova

1987-88 BIG EAST Overall

Syracuse	13-3	22-9
Villanova	11-5	20-9
St. John's	10-6	22-10
Boston College	10-6	17-11
Connecticut	9-7	17-11
Providence	7-9	13-15
Pittsburgh	5-11	14-15
Seton Hall	4-12	10-19
Georgetown	3-13	7-21

NCAA - Syracuse, Villanova, St. John's

1986-87 BIG EAST Overall

Villanova	15-1	27-4
Providence	12-4	23-9
Syracuse	11-5	15-13
St. John's	9-7	16-13
Connecticut	9-7	14-13
Boston College	8-8	17-12
Georgetown	4-12	7-21
Seton Hall	3-13	12-17
Pittsburgh	1-15	7-21

NCAA - Villanova

NIT - Providence

1985-86 BIG EAST Overall

Providence	14-2	24-6
Villanova	12-4	23-8
Syracuse	12-4	19-10
St. John's	11-5	19-9
Boston College	9-7	16-13
Pittsburgh	5-11	11-16
Connecticut	4-12	12-15
Georgetown	3-13	8-20
Seton Hall	2-14	5-23

NCAA - Providence, Villanova

1984-85 BIG EAST Overall

St. John's	12-4	18-11
Villanova	12-4	21-9
Boston College	11-5	19-9
Pittsburgh	10-6	16-12
Syracuse	10-6	18-13
Providence	9-7	14-14
Connecticut	3-13	9-18
Georgetown	3-13	7-21
Seton Hall	2-14	4-25

NCAA - Syracuse

1983-84 BIG EAST Overall

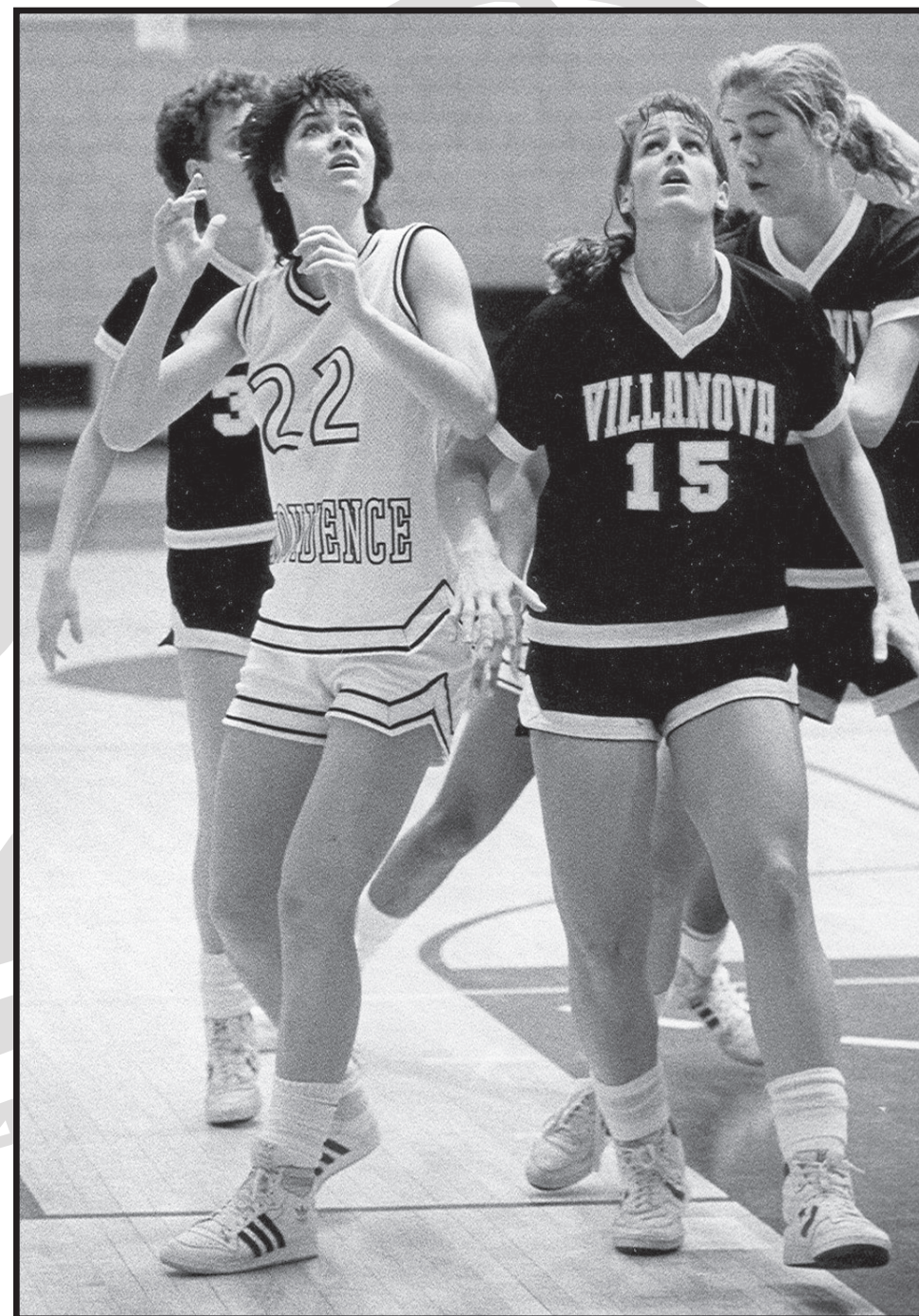
Pittsburgh	6-2	16-12
Villanova	6-2	22-7
St. John's	5-3	24-6
Seton Hall	5-3	17-13
Syracuse	5-3	14-14
Providence	5-3	19-7
Georgetown	2-6	10-15
Boston College	2-6	11-16
Connecticut	0-8	9-20

NCAA - St. John's

1982-83 BIG EAST Overall

Providence	7-1	24-6
St. John's	7-1	27-6
Pittsburgh	5-3	17-11
Villanova	4-4	14-15
Syracuse	4-4	12-15
Seton Hall	3-5	11-16
Georgetown	3-5	10-15
Boston College	2-6	16-9
Connecticut	1-7	9-18

NCAA - St. John's



In 1985-86, Mary Burke helped lead the Friars to their second regular-season title with a 14-2 record.

POINTS

Rank	Name, School	Years	Games	Avg.	Points
1.	Sarah Behn, Boston College	1989-93	67	23.1	1,546
2.	Angel McCoughtry, Louisville	2005-09	64	20.7	1,322
3.	Holly Porter, Boston College	1993-97	71	18.5	1,311
4.	Tracy Lis, Providence	1988-92	66	19.6	1,296
5.	Maya Moore, Connecticut	2007-11	64	19.8	1,270
6.	Lorri Johnson, Pittsburgh	1987-91	62	20.2	1,253
7.	Rebecca Lobo, Connecticut	1991-95	69	17.9	1,232
8.	Kris Witfill, Georgetown	1989-93	68	17.8	1,213
9.	Sugar Rodgers, Georgetown	2009-13	64	18.7	1,196
10.	Nykesha Sales, Connecticut	1994-98	72	16.3	1,175
11.	Cappie Pondexter, Rutgers	2002-06	64	17.8	1,140
12.	Ruth Riley, Notre Dame	1997-01	68	16.7	1,135
13.	Kerry Bascom, Connecticut	1987-91	63	17.9	1,128
14.	Kerry Curran, Boston College	1990-94	70	16.0	1,123
15.	Jonna Huemrich, Pittsburgh	1990-94	70	15.9	1,114
16.	Cozette Ballentine, St. John's	1988-92	66	16.3	1,077
17.	Octavia Blue, Miami	1994-98	69	15.6	1,074
	Shelly Pennefather, Villanova	1983-87	54	20.0	1,074
19.	Shavonte Zellous, Pittsburgh	2005-09	63	17.0	1,071
20.	Dana Wynne, Seton Hall	1993-97	71	14.8	1,054

SCORING AVERAGE

Rank	Name, School	Years	Games	Points	Avg.
1.	Jennifer Bruce, Pittsburgh	1982-85	32	746	23.3
2.	Sarah Behn, Boston College	1989-93	67	1,546	23.1
3.	Angel McCoughtry, Louisville	2005-09	64	1,322	20.7
4.	Lorri Johnson, Pittsburgh	1987-91	62	1,253	20.2
5.	Shelly Pennefather, Villanova	1983-87	54	1,074	20.0
6.	Nadine Malcolm, Providence	1993-97	49	973	19.9
7.	Maya Moore, Connecticut	2007-11	64	1,270	19.8
8.	Jessica Dickson, USF	2005-07	32	631	19.7
9.	Tracy Lis, Providence	1988-92	66	1,296	19.6
10.	Kathy Finn, Providence	1982-84	16	304	19.0
11.	Katryna Gaither, Notre Dame	1995-97	36	675	18.8
12.	Beth Morgan, Notre Dame	1995-97	36	676	18.8
13.	Sugar Rodgers, Georgetown	2009-13	64	1,196	18.7
14.	Holly Porter, Boston College	1993-97	71	1,311	18.5
15.	Tamara James, Miami	2002-04	31	569	18.4
16.	Nancy Bernhardt, Villanova	1982-84	16	292	18.3
17.	Renee Najarian, Connecticut	1986-88	31	558	18.0
18.	Kerry Bascom, Connecticut	1987-91	63	1,128	17.9
	Rebecca Lobo, Connecticut	1991-95	69	1,232	17.9
20.	Maura Gill, Georgetown	1982-85	31	553	17.8
	Cappie Pondexter, Rutgers	2002-06	64	1,140	17.8
	Kris Witfill, Georgetown	1989-93	68	1,213	17.8

One-year players:

Frances Savage, Miami	1991-92	18	431	23.9
Tawana Jackson, St. John's	1994-95	18	391	21.7
Debbie Beckford, St. John's	1982-83	8	159	19.9
Khara Smith, DePaul	2005-06	16	292	18.3
Cathy Bochain, Connecticut	1982-83	8	136	17.0

FIELD GOAL PERCENTAGE (MINIMUM 80 FGM)

Rank	Name, School	Years	Games	FGM-FGA	Pct.
1.	Tamika Williams, Connecticut	1998-02	59	239-344	.695
2.	Ruth Riley, Notre Dame	1997-01	68	419-649	.646
3.	Tina Charles, Connecticut	2006-10	64	413-665	.621
4.	Gloria Bradley, Seton Hall	1982-84	15	80-129	.620
5.	Kara Wolters, Connecticut	1993-97	70	466-761	.612
6.	Katryna Gaither, Notre Dame	1995-97	36	288-472	.610
7.	Natasha Williams, DePaul	2007-09	30	133-228	.583
8.	Shelly Pennefather, Villanova	1983-87	54	479-843	.568
9.	Kia Vaughn, Rutgers	2005-09	64	258-459	.567

10.	Teresa Borton, Notre Dame	2001-05	64	201-355	.566
	Chaunise Wright, Louisville	05-07, 09-10	45	129-228	.566
12.	Devereaux Peters, Notre Dame	2007, 09-12	57	240-428	.561
13.	Becky Gottstein, Boston College	1998-03	53	312-557	.560
	Renee Najarian, Connecticut	1986-88	31	201-359	.560
15.	Beth Morgan, Notre Dame	1995-97	36	238-427	.557
16.	Keisha Hines, Louisville	2007-11	64	191-343	.557
17.	Jasmine Penny, DePaul	2010-14	55	271-487	.556
18.	Lisa Angelotti, Villanova	1984-88	63	374-675	.554
19.	Olayinka Sanni, West Virginia	2004-08	64	343-629	.545
	Monique Oliver, Rutgers	2009-13	63	217-399	.544

One-year players:

Debbie Beckford, St. John's	1982-83	8	70-125	.560
Julie Callan, Pittsburgh	1983-84	8	44-85	.518
Jeannie Hebert, Miami	1991-92	18	99-197	.503
Natalie Butler, Georgetown	2013-14	18	96-191	.503
Frances Savage, Miami	1991-92	18	162-324	.500
Lisa Szymczak, West Virginia	1995-96	18	94-190	.495
McKenzie Fujan, Creighton	2013-14	18	102-207	.493
Pam Miklasevich, Pittsburgh	1982-83	8	59-120	.492

FIELD GOALS MADE

Rank	Name, School	Years	Games	FGM
1.	Sarah Behn, Boston College	1989-93	67	520
2.	Jonna Huemrich, Pittsburgh	1990-94	70	481
3.	Shelly Pennefather, Villanova	1983-87	54	479
4.	Maya Moore, Connecticut	2007-11	64	478
5.	Rebecca Lobo, Connecticut	1991-95	69	476
6.	Angel McCoughtry, Louisville	2005-09	64	475
7.	Kara Wolters, Connecticut	1993-97	70	466
8.	Lorri Johnson, Pittsburgh	1987-91	62	465
9.	Nykesha Sales, Connecticut	1994-98	72	459
10.	Cozette Ballentine, St. John's	1988-92	66	456
11.	Tracy Lis, Providence	1988-92	66	455
12.	Kris Witfill, Georgetown	1989-93	68	451
13.	Holly Porter, Boston College	1993-97	71	446
14.	Octavia Blue, Miami	1994-98	69	421
15.	Ruth Riley, Notre Dame	1997-01	68	419
	Geraldine Saintilus, Seton Hall	1985-89	64	419
17.	Kerry Curran, Boston College	1990-94	70	417
	Cappie Pondexter, Rutgers	2002-06	64	417
19.	Kerry Bascom, Connecticut	1987-91	63	416
20.	Tina Charles, Connecticut	2006-10	64	413

FIELD GOALS ATTEMPTED

Rank	Name, School	Years	Games	FGA
1.	Sarah Behn, Boston College	1989-93	67	1,144
2.	Sugar Rodgers, Georgetown	2009-13	64	1,141
3.	Kerry Curran, Boston College	1990-94	70	1,063
4.	Angel McCoughtry, Louisville	2005-09	64	1,040
5.	Jonna Huemrich, Pittsburgh	1990-94	70	995
6.	Lorri Johnson, Pittsburgh	1987-91	62	963
7.	Rebecca Lobo, Connecticut	1991-95	69	951
8.	Holly Porter, Boston College	1993-97	71	946
9.	Cozette Ballentine, St. John's	1988-92	66	944
	Octavia Blue, Miami	1994-98	69	944
11.	Sylita Thomas, Georgetown	1995-99	62	940
12.	Kris Witfill, Georgetown	1989-93	68	938
13.	Geraldine Saintilus, Seton Hall	1985-89	64	928
	Tracy Lis, Providence	1988-92	66	928
15.	Cappie Pondexter, Rutgers	2002-06	64	910
16.	Kate Bulger, West Virginia	2000-04	64	899
	Maya Moore, Connecticut	2007-11	64	899
18.	Shavonte Zellous, Pittsburgh	2005-09	63	897
19.	Nykesha Sales, Connecticut	1994-98	72	846
20.	Shenneika Smith, St. John's	2009-13	58	845

FREE THROWS MADE

Rank	Name, School	Years	Games	FTM
1.	Sarah Behn, Boston College	1989-93	67	443
2.	Holly Porter, Boston College	1993-97	71	405
3.	Tracy Lis, Providence	1988-92	66	302
4.	Angel McCoughtry, Louisville	2005-09	64	299
5.	Ruth Riley, Notre Dame	1997-01	68	297
6.	Kris Witfill, Georgetown	1989-93	68	295
7.	Skylar Diggins, Notre Dame	2009-13	64	287
8.	Nadine Malcolm, Providence	1993-97	49	283
9.	Shavonte Zellous, Pittsburgh	2005-09	63	272
10.	Dana Wynne, Seton Hall	1993-97	71	267
11.	Talisha Hargis, West Virginia	1995-98	53	263
	Laine Selwyn, Pittsburgh	1999-03	64	263
13.	Kia Wright, St. John's	2004-08	62	262
14.	Maria Tchobanova, West Virginia	1995-99	72	255
15.	Kieraah Marlow, Georgetown	2004-08	64	249
16.	Mercedes Walker, Pittsburgh	2004-08	62	248
17.	Lorri Johnson, Pittsburgh	1987-91	62	246
	Rebecca Lobo, Connecticut	1991-95	69	246
19.	Mandy Saunders, Providence	1993-98	72	241
20.	Rebekkah Brunson, Georgetown	2000-04	58	237

FREE THROW PERCENTAGE (MINIMUM 40 FTM)

Rank	Name, School	Years	Games	FTM-FTA	Pct.
1.	Chelsea Marandola, Providence	2005-10	64	151-172	.878
2.	Alicia Ratay, Notre Dame	1999-03	64	220-252	.873
	Mandy Saunders, Providence	1993-98	72	241-276	.873
4.	Becky Burke, Louisville	2008-12	64	98-114	.860
5.	Katie Smrcka-Duffy, Georgetown	1998-01	49	162-188	.862
	Chrystal Starling, Virginia Tech	2000-03	47	135-157	.859
7.	Alicia Murphy, Boston College	1996-00	70	224-261	.858
8.	Megan Duffy, Notre Dame	2002-06	64	204-240	.850
9.	Jessalyn Devery, Boston College	2001-05	50	173-204	.848
10.	Nancy Bernhardt, Villanova	1982-84	16	76-90	.844
11.	Stefanie Dolson, Connecticut	2010-	32	43-51	.843
12.	Maya Moore, Connecticut	2007-11	64	177-211	.839
13.	Sarah Behn, Boston College	1989-93	67	443-530	.836
14.	Krystal Ellis, Marquette	2005-09	62	176-211	.834
	Pam Thornton, Boston College	1983-87	55	171-205	.834
16.	Ann Gothard, Georgetown	1983-87	47	132-159	.830
17.	Mary Burke, Providence	1983-87	55	204-246	.829
18.	Sugar Rodgers, Georgetown	2009-	48	154-186	.828
19.	Carrie Mason, Virginia Tech	2002-04	32	89-108	.824
20.	Beth Morgan, Notre Dame	1995-97	36	130-158	.823

One-year players:

Angel Lewis, Syracuse	1991-92	18	59-67	.881
Frances Savage, Miami	1991-92	18	97-112	.866
Taylor Schippers, Butler	2013-14	18	45-52	.865
Pam Miklasevich, Pittsburgh	1982-83	8	25-29	.862
Jeannie Hebert, Miami	1991-92	18	61-72	.847
Holly Riling, Miami	1992-93	15	55-65	.846
Mary Lanfield, Connecticut	1982-83	8	26-31	.839
Janelle McManus, Boston College	2000-01	16	44-54	.815
Amy Wetzel, Virginia Tech	2000-01	16	56-69	.812

FREE THROWS ATTEMPTED

Rank	Name, School	Years	Games	FTA
1.	Holly Porter, Boston College	1993-97	71	573
2.	Sarah Behn, Boston College	1989-93	67	530
3.	Angel McCoughtry, Louisville	2005-09	64	419
4.	Mercedes Walker, Pittsburgh	2004-08	62	403
5.	Dana Wynne, Seton Hall	1993-97	71	399
6.	Ruth Riley, Notre Dame	1997-01	68	397
7.	Rebekkah Brunson, Georgetown	2000-04	58	385
8.	Tracy Lis, Providence	1988-92	66	386
9.	Kris Witfill, Georgetown	1989-93	68	371

10.	Shavonte Zellous, Pittsburgh	2005-09	63	368
	Maria Tchobanova, West Virginia	1995-99	72	361
12.	Skylar Diggins, Notre Dame	2009-13	64	367
13.	Talisha Hargis, West Virginia	1995-98	53	358
14.	Nadine Malcolm, Providence	1993-97	49	353
15.	Paula Moore, Syracuse	1996-01	67	347
16.	Rebecca Lobo, Connecticut	1991-95	69	344
17.	Laine Selwyn, Pittsburgh	1999-03	64	342
18.	Lucie Fontanella, Providence	1990-94	70	340
19.	Doris Sable, Providence	1983-87	55	338
20.	Octavia Blue, Miami	1994-98	69	336

3-POINT FIELD GOALS MADE (SINCE 1987-88)

Rank	Name, School	Years	3FGM
1.	Sugar Rodgers, Georgetown	2009-13	168
2.	Kate Bulger, West Virginia	2000-04	161
3.	Trish Juhline, Villanova	1999-03	157
4.	Julie Wheeler, Providence	1994-98	156
5.	Wendy Davis, Connecticut	1988-92	155
6.	Sheila McMillen, Notre Dame	1995-99	145
7.	Jaime James, Syracuse	1998-02	144
8.	Ann Strother, Connecticut	2002-06	138
9.	Maya Moore, Connecticut	2007-11	137
10.	Mary Lisicky, Georgetown	2001-05	133
	LaQuita Owens, West Virginia	2004-08	133
12.	Sue Glenny, Villanova	1992-96	127
13.	Jennifer Rizzotti, Connecticut		

Career Leaders

BIG EAST CONFERENCE GAMES

10.	Kelly McManmon, St. John's	2007-09	32	122-281	.434
11.	Maya Moore, Connecticut	2007-11	64	137-317	.432
12.	Kelly Nash, Villanova	2000-04	59	77-180	.428
13.	Jodi Brooks, Seton Hall	1990-94	70	106-250	.424
14.	Natalie Novosel, Notre Dame	2008-12	64	30-71	.423
15.	Mel Thomas, Connecticut	2004-08	48	97-231	.420
16.	Cappie Pondexter, Rutgers	2002-06	64	85-203	.419
17.	Alecia Balich, Pittsburgh	1995-99	69	82-197	.416
	Megan Rogowski	2012-	42	97-233	.416
19.	Kahla Roudebush, Cincinnati	2005-10	64	114-277	.412
20.	Shawnetta Stewart, Rutgers	1997-00	52	87-213	.408

One-year players:

*Ann Odoy, Boston College	1984-88	16	45	107	.421
*Vera Jones, Syracuse	1984-88	15	23	57	.404

* - played one year when 3-pointer was in effect

REBOUNDS

Rank	Name, School	Years	Games	Avg.	Rebounds
1.	Dana Wynne, Seton Hall	1993-97	71	11.2	798
2.	Rebecca Lobo, Connecticut	1991-95	69	10.3	714
3.	Rebekkah Brunson, Georgetown	2000-04	58	10.7	620
4.	Angel McCoughtry, Louisville	2005-09	64	9.6	616
5.	Mercedes Walker, Pittsburgh	2004-08	62	9.9	613
6.	Holly Porter, Boston College	1993-97	71	8.5	604
7.	Leni Wilson, Georgetown	1989-93	68	8.5	576
	Tina Charles, Connecticut	2006-10	64	9.0	576
9.	Katherine Harry, DePaul	2009-13	64	8.4	565
10.	Jamelle Elliott, Connecticut	1992-96	72	7.8	558
11.	Sylita Thomas, Georgetown	1995-99	72	7.7	557
12.	Kym Hope, Miami	1995-99	71	7.8	554
	Maya Moore, Connecticut	2007-11	64	8.7	554
14.	Shelly Pennefather, Villanova	1983-87	54	10.2	553
15.	Andrea Mangum, Providence	1986-90	63	8.7	550
16.	Chelsea Cole, Pittsburgh	2007-11	64	8.5	545
17.	Ruth Riley, Notre Dame	1997-01	68	8.0	544
18.	Jonna Huemrich, Pittsburgh	1990-94	70	8.2	514
19.	Nicole Michael, Syracuse	2006-10	64	7.9	507
20.	Kia Vaughn, Rutgers	2005-09	64	7.9	505

REBOUNDING AVERAGE

Rank	Name, School	Years	Games	Rebounds	Avg.
1.	Dana Wynne, Seton Hall	1993-97	71	798	11.2
2.	Rebekkah Brunson, Georgetown	2000-04	58	620	10.7
3.	Dianne Pugh, St. John's	1982-84	16	169	10.6
4.	Renee Najarian, Connecticut	1986-88	31	321	10.4
5.	Britt King, Providence	1982-86	47	482	10.3
	Rebecca Lobo, Connecticut	1991-95	69	714	10.3
7.	Gloria Bradley, Seton Hall	1982-84	15	153	10.2
	Shelly Pennefather, Villanova	1983-87	54	553	10.2
9.	Mercedes Walker, Pittsburgh	2004-08	62	613	9.9
10.	Jennifer Bruce, Pittsburgh	1982-85	32	309	9.7
11.	Angel McCoughtry, Louisville	2005-09	64	616	9.6
12.	Katryna Gaither, Notre Dame	1995-97	36	330	9.2
	Vicki Plowden, Miami	1991-93	36	332	9.2
14.	Shamona Marable, Seton Hall	1992-94	35	315	9.0
	Tina Charles, Connecticut	2006-10	64	576	9.0
16.	Tina Ogden, St. John's	1990-92	34	300	8.8
	Katherine Harry, DePaul	2009-13	64	565	8.8
17.	Becky Gottstein, Boston College	1998-03	53	460	8.7
	Andrea Mangum, Providence	1986-90	63	550	8.7
	Maya Moore, Connecticut	2007-11	64	554	8.7
20.	Kerri Chatten, Providence	1994-98	52	447	8.6

One-year players:

Natalie Butler, Georgetown	2013-14	18	248	13.8
Khara Smith, DePaul	2005-06	16	184	11.5
Frances Savage, Miami	1991-92	18	431	10.8
Sarah Nelson, Creighton	2013-14	18	163	9.1

Ezria Parsons, USF	2005-06	14	124	8.9
Mary Schiavetta, Syracuse	1982-83	8	67	8.4
Marcy Kornegay, St. John's	1992-93	18	144	8.0

ASSISTS

Rank	Name, School	Years	Games	Avg.	Total
1.	Gina Graziani, Miami	1996-00	68	7.0	474
2.	Shanya Evans, Providence	1987-91	61	7.7	471
3.	Tasha Pointer, Rutgers	1997-01	66	7.0	460
4.	Yolanda Paige, West Virginia	2001-05	64	6.8	435
5.	Niele Ivey, Notre Dame	1996-01	67	5.9	394
6.	Sue Fritsch, Boston College	1986-90	63	6.0	376
7.	Raquel Nurse, Syracuse	1994-98	72	4.9	350
8.	Carol Morton, Pittsburgh	1991-95	72	4.7	339
9.	Nadirah McKeith, St. John's	2009-13	64	5.3	338
10.	Shanette Lee, Villanova	1995-99	72	4.6	334
11.	Kerry Curran, Boston College	1990-94	70	4.7	331
12.	Julie McBride, Syracuse	2000-04	64	5.1	329
13.	Jennifer Rizzotti, Connecticut	1992-96	72	4.4	318
14.	Mandy Saunders, Providence	1993-98	72	4.3	313
15.	Kathy O'Reilly, Seton Hall	1984-88	64	4.8	310
16.	Skyler Diggins, Notre Dame	2009-13	64	4.8	309
17.	Doris Sable, Providence	1983-87	55	5.6	306
18.	Sue Ludwig, Syracuse	1984-88	64	4.7	303
19.	Jill Brumbaugh, Connecticut	1984-88	62	4.8	300
20.	Pam Webber, Connecticut	1991-95	72	4.1	298

STEALS

Rank	Name, School	Years	Games	Avg.	Total
1.	Nykesha Sales, Connecticut	1994-98	72	3.4	246
2.	Angel McCoughtry, Louisville	2005-09	64	3.7	234
3.	Maria Tchobanova, West Virginia	1995-99	72	2.8	200
4.	Meghan Saake, Miami	1999-03	63	3.1	195
5.	Nadira Ricks, Georgetown	1990-94	70	2.8	194
6.	Raquel Nurse, Syracuse	1994-98	72	3.5	188
7.	Jennifer Rizzotti, Connecticut	1992-96	72	2.6	186
8.	Carol Morton, Pittsburgh	1991-95	72	2.6	185
9.	Tracy Lis, Providence	1988-92	66	2.8	183
10.	Sugar Rodgers, Georgetown	2009-13	64	2.6	168
11.	Niele Ivey, Notre Dame	1996-01	67	2.5	167
12.	Ann Odoy, Boston College	1984-88	64	2.6	165
13.	Janice Long, Syracuse	1983-87	56	2.9	161
14.	Kia Wright, St. John's	2004-08	62	2.5	160
15.	Michele Thornton, Villanova	1991-95	72	2.2	157
16.	Talisha Hargis, West Virginia	1995-98	53	2.9	155
	Skyler Diggins, Notre Dame	2009-13	64	2.4	155
18.	Tasha Pointer, Rutgers	1997-01	66	2.3	154
19.	Svetlana Abrosimova, Connecticut	1997-01	60	2.5	148
20.	Kris Witfill, Georgetown	1989-93	68	2.1	145

BLOCKED SHOTS

Rank	Name, School	Years	Games	Avg.	Total
1.	Rebecca Lobo, Connecticut	1991-95	69	3.3	227
2.	Ruth Riley, Notre Dame	1997-01	68	2.8	193
3.	Kara Wolters, Connecticut	1993-97	70	2.6	184
4.	Holly Oslander, Syracuse	1989-94	67	2.3	153
5.	Kayla Alexander, Syracuse	2009-13	64	2.3	149
6.	Tina Charles, Connecticut	2006-10	64	2.2	139
7.	Kia Vaughn, Rutgers	2005-09	64	2.1	137
8.	Ieva Kublina, Virginia Tech	2000-04	64	2.1	132
9.	Dawn Johnson, Seton Hall	1991-95	71	1.8	129
10.	Vaida Sipaviciute, Syracuse	2004-08	64	1.9	122
11.	Asya Busey, West Virginia	2009-12	48	2.3	110
12.	Kelly Schumacher, Connecticut	1997-01	65	1.6	107
	Nickeia Morris, Pittsburgh	1996-00	61	1.7	104
	Sylita Thomas, Georgetown	1995-99	72	1.4	104
15.	Dana Wynne, Seton Hall	1993-97	71	1.4	102

Annual Individual Stat Leaders

BIG EAST REGULAR SEASON GAMES ONLY

SCORING

		G	FG	3FG	FT	PTS	AVG
2013-14	Marissa Janning (CU)	18	120	31	68	359	19.9
2012-13	Sugar Rodgers (GU)	16	105	39	62	311	19.4
2011-12	Sugar Rodgers (GU)	16	102	37	60	301	18.8
2010-11	Maya Moore (UConn)	16	133	24	64	354	22.1
2009-10	Monique Reid (UofL)	16	108	0	99	315	19.7
2008-09	Angel McCoughtry (UofL)	16	152	21	101	426	26.6
2007-08	Angel McCoughtry (UofL)	16	127	23	95	372	23.3
2006-07	Angel McCoughtry (UofL)	16	136	27	73	372	23.3
2005-06	Jessica Dickson (USF)	16	121	34	72	348	21.8
2004-05	Meg Bulger (WVU)	16	113	38	33	297	18.6
2003-04	Rebekkah Brunson (GU)	16	124	0	78	326	20.4
2002-03	Trish Juhline (VU)	16	116	41	34	307	19.2
2001-02	Ieva Kublina (VT)	16	113	10	44	280	17.5
2000-01	Ruth Riley (ND)	16	121	0	87	329	20.6
1999-00	Katie Smrcka-Duffy (GU)	15	91	32	61	275	18.3
1998-99	Ruth Riley (ND)	18	125	0	70	320	17.8
1997-98	Nykesha Sales (UConn)	18	151	22	63	387	21.5
1996-97	Nadine Malcolm (PC)	18	110	8	114	342	19.0
1995-96	Nadine Malcolm (PC)	17	154	15	128	451	26.5
1994-95	Tawana Jackson (STJ)	18	160	19	52	391	21.7
1993-94	Kerry Curran (BC)	18	146	40	86	418	23.2
1992-93	Sarah Behn (BC)	18	136	22	141	435	24.2
1991-92	Sarah Behn (BC)	18	163	20	132	478	26.6
1990-91	Cozette Ballentine (STJ)	16	165	0	58	388	24.3
1989-90	Kerry Bascom (UConn)	16	117	22	75	331	20.7
1988-89	Kerry Bascom (UConn)	15	129	35	62	355	23.7
1987-88	Beth Knight (GU)	16	143	0	43	329	20.6
1986-87	Shelly Pennefather (VU)	16	170	0	30	370	23.1
1985-86	Shelly Pennefather (VU)	16	142	0	45	329	20.6
1984-85	Jennifer Bruce (Pitt)	16	144	0	93	381	23.8
1983-84	Jennifer Bruce (Pitt)	8	69	0	58	196	24.5
1982-83	Jennifer Bruce (Pitt)	8	65	0	39	169	21.1

REBOUNDING

		G	REB	AVG
2013-14	Natalie Butler (GU)	18	248	13.8
2012-13	Katherine Harry (DPU)	16	169	10.6
2011-12	Devereaux Peters (ND)	16	175	10.9
2010-11	Chelsea Cole (Pitt)	16	169	10.6
2009-10	Chelsea Cole (Pitt)	16	185	11.6
2008-09	Angel McCoughtry (UofL)	16	160	10.0
2007-08	Angel McCoughtry (UofL)	16	152	9.5
2006-07	Angel McCoughtry (UofL)	16	180	11.3
2005-06	Khara Smith (DPU)	16	184	11.5
2004-05	Mercedes Walker (Pitt)	15	143	9.5
2003-04	Rebekkah Brunson (GU)	16	181	11.3
2002-03	Rebekkah Brunson (GU)	16	168	10.5
2001-02	Swin Cash (UConn)	16	142	8.9
2000-01	Rebekkah Brunson (GU)	16	176	11.0
1999-00	Ruth Riley (ND)	16	124	7.8
1998-99	Paula Moore (SU)	18	161	8.9
1997-98	Kym Hope (Miami)	18	196	10.9
1996-97	Dana Wynne (SHU)	18	222	12.3
1995-96	Dana Wynne (SHU)	18	223	12.4
1994-95	Dana Wynne (SHU)	18	223	12.4
1993-94	Rebecca Lobo (UConn)	18	214	11.9
1992-93	Rebecca Lobo (UConn)	18	204	11.3
1991-92	Frances Savage (Miami)	18	194	10.8
1990-91	Gennifer Harrison (SHU)	16	162	10.1
1989-90	Tonya Hendrix (SU)	16	152	9.5
1988-89	Tonya Hendrix (SU)	15	153	10.2
1987-88	Renee Najarian (UConn)	16	172	10.8
1986-87	Renee Najarian (UConn)	15	149	9.9
1985-86	Peggy Walsh (UConn)	16	192	12.0
1984-85	Shelly Pennefather (VU)	16	175	10.9
1983-84	Gloria Bradley (SHU)	7	82	11.7
1982-83	Dianne Pugh (STJ)	8	85	10.6

FIELD GOAL PERCENTAGE

		G	FGM	FGA	PCT
2013-14	Jasmine Penry (DPU)	18	106	193	.549
2012-13	Stefanie Dolson (UConn)	15	101	57	.643
2011-12	Jeanise Randolph (UC)	15	46	77	.597
2010-11	Devereaux Peters (ND)	16	87	140	.62

Annual Individual Stat Leaders


BIG EAST REGULAR SEASON GAMES ONLY

FREE THROW PERCENTAGE

	G	FTM	FTA	PCT	
2013-14	Chanise Jenkins (DPU)	18	38	43	.884
2012-13	Kaleena Mosqueda-Lewis (UConn)	16	34	38	.895
2011-12	Kayla McBride (ND)	16	34	37	.919
2010-11	Tatyana McMorris (MU)	15	42	45	.933
2009-10	Chelsea Marandola (PC)	16	52	57	.912
2008-09	Jill Stephens (UC)	16	47	54	.870
2007-08	Allie Quigley (DPU)	16	71	81	.877
2006-07	Chelsea Marandola (PC)	16	38	43	.884
2005-06	Kia Wright (STI)	16	56	62	.903
2004-05	Megan Duffy (ND)	16	57	64	.891
2003-04	Jessalyn Deveny (BC)	16	69	79	.873
2002-03	Mary Lisicky (GU)	16	45	51	.882
2001-02	Alicia Ratay (ND)	16	82	93	.882
2000-01	Julie McBride (SU)	16	46	55	.868
1999-00	Meghan Hinds (PC)	16	43	48	.896
1998-99	Sheila McMillen (ND)	18	45	48	.938
1997-98	Mandy Saunders (PC)	18	52	57	.912
1996-97	Shea Ralph (UConn)	18	78	94	.830
1995-96	Mandy Saunders (PC)	18	57	67	.851
1994-95	Michele Thornton (VU)	18	62	71	.873
1993-94	Mandy Saunders (PC)	18	100	115	.870
1992-93	Erin Kenneally (SU)	18	68	80	.850
1991-92	Angel Lewis (SU)	18	59	67	.881
1990-91	Kerry Bascom (UConn)	16	63	74	.851
1989-90	Kerry Bascom (UConn)	16	75	83	.904
1988-89	Shanya Evans (PC)	16	40	46	.870
1987-88	Debbie Hartnett (SHU)	16	41	47	.872
1986-87	Anne Marie Gothard (GU)	16	42	47	.894
1985-86	Jackie Smith (STI)	15	42	48	.875
1984-85	Mary Burke (PC)	16	77	88	.875
1983-84	Laure St. Jean (PC)	8	20	21	.952
1982-83	Debbie Beckford (STI)	8	19	21	.905

ASSISTS

	G	AST	AVG	
2013-14	Brittany Hynko (DPU)	18	101	5.6
2012-13	Nadirah McKeith (STI)	16	97	6.1
2011-12	Skylar Diggins (ND)	16	92	5.8
2010-11	Khadajah Rushdan (RU)	16	96	6.0
2009-10	Sarah Miles (WVU)	16	95	5.94
2008-09	Renee Montgomery (UConn)	16	82	5.13
2007-08	Patrica Barlow (UofI)	16	97	6.06
2006-07	Kia Wright (STI)	15	82	5.47
2005-06	Carolyn Kieger (MU)	15	97	6.47
2004-05	Yolanda Paige (WVU)	16	116	7.3
2003-04	Yolanda Paige (WVU)	16	131	8.2
2002-03	Julie McBride (SU)	16	99	6.2
2001-02	Yolanda Paige (WVU)	16	91	5.7
2000-01	Tasha Pointer (RU)	16	140	8.8
1999-00	Niele Ivey (ND)	16	105	6.6
1998-99	Tasha Pointer (RU)	18	134	7.4
1997-98	Gina Graziani (Miami)	18	140	7.8
1996-97	Gina Graziani (Miami)	18	143	7.9
1995-96	Raquel Nurse (SU)	18	103	5.7
1994-95	Carol Morton (Pitt)	18	106	5.9
1993-94	Carol Morton (Pitt)	18	117	6.5
1992-93	Kerry Curran (BC)	18	86	4.8
1991-92	Jeannie Hebert (UM)	18	141	7.8
1990-91	Shanya Evans (PC)	16	147	9.2
1989-90	Shanya Evans (PC)	15	145	9.7
1988-89	Sue Fritsch (BC)	16	135	8.4
1987-88	Ann Odoy (BC)	16	106	6.6
1986-87	Doris Sable (PC)	16	116	7.3
1985-86	Doris Sable (PC)	16	101	6.3
1984-85	Lynn Tighe (VU)	16	108	6.8
1983-84	Janet Roos (STI)	7	57	8.1
1982-83	Janet Roos (STI)	8	48	6.0
1982-83	Janet Roos (STI)	8	48	6.0



Villanova's Lynn Tighe was the first BIG EAST player to eclipse the century mark for assists in one season with her 108 dishes in 1984-85.

Annual Team Stat Leaders

BIG EAST CONFERENCE GAMES

TEAM SCORING

	G	FG	3FG	FT	PTS	AVG	
2013-14	DePaul	18	468	162	254	1510	83.9
2012-13	Connecticut	16	482	134	200	1298	81.1
2011-12	Notre Dame	16	440	68	284	1250	78.1
2010-11	Connecticut	16	438	96	224	1196	74.8
2009-10	Connecticut	16	483	92	240	1298	81.1
2008-09	Connecticut	16	453	125	264	1295	80.9
2007-08	Connecticut	16	494	127	320	1306	81.6
2006-07	Connecticut	16	476	77	223	1252	78.2
2005-06	Connecticut	16	455	105	191	1166	72.9
2004-05	Connecticut	16	284	87	198	1133	70.8
2003-04	Connecticut	16	441	116	210	1208	75.5
2002-03	Connecticut	16	421	94	263	1199	74.9
2001-02	Connecticut	16	516	99	259	1390	86.9
2000-01	Connecticut	16	510	121	219	1360	85.0
1999-00	Connecticut	16	510	85	237	1342	83.9
1998-99	Connecticut	18	592	97	359	1640	91.1
1997-98	Connecticut	18	558	74	333	1551	86.2
1996-97	Connecticut	18	565	54	316	1500	83.3
1995-96	Connecticut	18	562	70	292	1486	82.6
1994-95	Connecticut	18	601	92	311	1605	89.2
1993-94	Providence	18	483	121	356	1443	80.2
1992-93	Georgetown	18	532	66	291	1421	78.9
1991-92	Providence	18	542	89	371	1544	85.8
1990-91	Providence	16	555	93	324	1527	95.4
1989-90	Providence	16	483	85	305	1356	84.8
1988-89	Providence	16	458	74	336	1326	82.9
1987-88	Providence	16	453	54	285	1245	77.8
1986-87	Providence	16	488	0	306	1282	80.1
1985-86	Providence	16	517	0	338	1372	85.8
1984-85	Pittsburgh	16	456	0	223	1135	70.9
1983-84	Providence	8	231	0	114	604	75.5
1982-83	Pittsburgh	8	225	0	120	570	71.3

TEAM SCORING MARGIN

	G	PTS	OPP AVG	OPP PTS	AVG	MARG	
2013-14	DePaul	18	1510	83.9	1254	69.7	14.2
2012-13	Connecticut	16	1298	81.1	819	51.2	29.9
2011-12	Connecticut	16	1212	75.8	781	48.8	26.9
2010-11	Connecticut	16	1196	74.8	815	50.9	23.8
2009-10	Connecticut	16	1298	81.1	764	47.8	33.4
2008-09	Connecticut	16	1295	80.9	839	52.4	28.5
2007-08	Connecticut	16	1306	81.6	878	54.9	26.8
2006-07	Connecticut	16	1252	78.2	854	53.4	24.9
2005-06	Connecticut	16	1166	72.9	890	55.6	17.2
2004-05	Connecticut	16	1133	70.8	775	48.4	22.4
2003-04	Connecticut	16	1208	75.5	861	53.8	21.7
2002-03	Connecticut	16	1199	74.9	864	54.0	20.9
2001-02	Connecticut	16	1390	86.9	765	47.8	39.1
2000-01	Connecticut	16	1360	85.0	794	49.6	35.4
1999-00	Connecticut	16	1342	83.9	770	48.1	35.8
1998-99	Connecticut	18	1640	91.1	1019	56.6	34.5
1997-98	Connecticut	18	1551	86.2	1033	57.4	28.8
1996-97	Connecticut	18	1500	83.3	985	54.7	28.6
1995-96	Connecticut	18	1486	82.6	1000	55.6	27.0
1994-95	Connecticut	18	1605	89.2	975	54.2	35.0
1993-94	Connecticut	18	1419	78.8	1058	58.8	20.1
1992-93	Connecticut	18	1248	69.3	1068	59.3	10.0
1991-92	Miami	18	1407	78.2	1096	60.9	17.3
1990-91	Connecticut	16	1235	77.2	953	59.6	17.6
1989-90	Connecticut	16	1160	72.5	953	59.6	12.9
1988-89	Connecticut	15	1040	69.3	896	59.7	9.6
1987-88	Syracuse	16	1126	70.4	1023	63.9	6.4
1986-87	Villanova	16	1208	75.5	936	58.5	17.0
1985-86	Providence	16	1372	85.8	1057	66.1	19.7
1984-85	Boston College	16	1025	64.1	901	56.3	7.8
1983-84	St. John's	8	597	74.6	515	64.3	10.3
1982-83	Providence	8	560	70.0	471	58.8	11.2

TEAM REBOUNDING

	G	REB	AVG	
2013-14	Marquette	18	782	43.4
2012-13	Connecticut	16	725	45.3
2011-12	Notre Dame	16	653	40.8
	West Virginia	16	653	40.8
2010-11	Syracuse	16	657	41.1
2009-10	Syracuse	16	683	42.7
2008-09	Connecticut	16	674	42.1
2007-08	Connecticut	16	711	44.4
2006-07	Louisville	16	702	43.9
2005-06	Pittsburgh	16	666	41.6
2004-05	Connecticut	16	649	40.6
2003-04	Connecticut	16	639	39.9
2002-03	Connecticut	16	686	42.9
2001-02	Connecticut	16	679	42.4
2000-01	Connecticut	16	718	44.9
1999-00	Notre Dame	16	680	42.5
1998-99	Connecticut	18	814	45.2
1997-98	Syracuse	18	781	43.4
1996-97	Connecticut	18	854	47.4
1995-96	Syracuse	18	800	44.4
1994-95	Connecticut	18	942	52.3
1993-94	Seton Hall	18	849	47.2
1992-93	Providence	18	849	47.2
1991-92	Georgetown	18	770	42.8
1990-91	Georgetown	16	715	44.7
1989-90	Providence	16	686	42.9
1988-89	Syracuse	15	629	41.9
1987-88	Providence	16	701	43.8
1986-87	Providence	16	663	41.4
1985-86	Syracuse	16	631	39.4
1984-85	Boston College	16	610	38.1
1983-84	Syracuse	8	358	44.8
1982-83	Syracuse	8	334	41.8

TEAM REBOUNDING MARGIN

	G	RBS	OPP AVG	OPP RBS	AVG	MARG	
2013-14	Marquette	18	782	43.4	547	30.4	13.1
2012-13	Connecticut	16	725	45.3	536	33.5	11.8
2011-12	Notre Dame	16	653	40.8	473	29.6	11.2
2010-11	Connecticut	16	644	40.2	466	29.1	11.1
2009-10	Connecticut	16	686	42.9	513	32.1	10.8
2008-09	Connecticut	16	674	42.1	549	34.3	7.8
2007-08	Connecticut	16	711	44.4	533	33.3	11.1
2006-07	Connecticut	16	682	42.6	547	34.2	8.4
2005-06	Pittsburgh	16	666	41.6	570	35.6	6.0
2004-05	Boston College	16	593	37.1	469	29.3	7.8
2003-04	Connecticut	16	639	39.9	465	29.1	10.9
2002-03	Connecticut	16	686	42.9	491	30.7	12.2
2001-02	Connecticut	16	679	42.4	448	28.0	14.4
2000-01	Connecticut	16	718	44.9	504	31.5	13.4
1999-00	Notre Dame	16	680	42.5	534	33.4	9.1
1998-99	Connecticut	18	814	45.2	532	29.6	15.7
1997-98	Connecticut	18	761	42.3	613	34.1	8.2
1996-97	Connecticut	18	854	47.4	609	33.8	13.6
1995-96	Syracuse	18	800	44.4	647	35.9	8.5
1994-95	Connecticut	18</					

Annual Team Stat Leaders

BIG EAST CONFERENCE GAMES

Honor Roll

TEAM FIELD GOAL PERCENTAGE

	G	FGM	FGA	PCT	
2013-14	DePaul	18	547	1191	.459
2012-13	Connecticut	16	482	1015	.475
2011-12	Connecticut	16	440	917	.480
	Notre Dame	16	449	936	.480
2010-11	Connecticut	16	438	864	.507
2009-10	Connecticut	16	483	942	.513
2008-09	Connecticut	16	453	954	.475
2007-08	Connecticut	16	494	1003	.493
2006-07	Connecticut	16	476	982	.485
2005-06	Connecticut	16	435	909	.479
2004-05	Boston College	16	381	811	.470
2003-04	Connecticut	16	441	901	.489
2002-03	Boston College	16	457	909	.481
2001-02	Connecticut	16	516	980	.527
2000-01	Connecticut	16	510	1031	.495
1999-00	Connecticut	16	510	940	.543
1998-99	Connecticut	18	592	1130	.524
1997-98	Connecticut	18	558	1099	.508
1996-97	Connecticut	18	565	1141	.495
1995-96	Connecticut	18	562	1106	.508
1994-95	Connecticut	18	601	1214	.495
1993-94	Connecticut	18	520	1043	.499
1992-93	Connecticut	18	456	985	.463
1991-92	Miami	18	558	1181	.472
1990-91	Connecticut	16	479	986	.486
1989-90	Boston College	16	420	877	.479
1988-89	Connecticut	15	388	826	.470
1987-88	Connecticut	16	411	833	.493
1986-87	Villanova	16	533	951	.560
1985-86	Villanova	16	466	923	.505
1984-85	Villanova	16	492	967	.509
1983-84	Providence	8	231	486	.475
1982-83	St. John's	8	102	221	.489

TEAM 3-PT FIELD GOAL PERCENTAGE

	G	3FG	3FGA	PCT	
2013-14	DePaul	18	162	421	.385
2012-13	Connecticut	16	134	377	.355
2011-12	Connecticut	16	117	315	.371
2010-11	Connecticut	16	96	242	.397
2009-10	St. John's	16	64	155	.413
2008-09	Connecticut	16	125	327	.382
2007-08	West Virginia	16	127	321	.396
2006-07	Rutgers	16	91	238	.382
2005-06	Rutgers	16	55	135	.407
2004-05	Boston College	16	62	157	.395
2003-04	Connecticut	16	116	302	.384
2002-03	Boston College	16	71	170	.418
2001-02	Connecticut	16	99	243	.407
2000-01	Notre Dame	16	64	161	.398
1999-00	Boston College	16	76	190	.400
1998-99	Notre Dame	18	113	281	.402
1997-98	Boston College	18	83	192	.432
1996-97	Notre Dame	18	83	229	.362
1995-96	Notre Dame	18	81	202	.401
1994-95	Connecticut	18	92	234	.393
1993-94	Seton Hall	18	44	98	.449
1992-93	Connecticut	18	107	281	.381
1991-92	Connecticut	18	94	220	.427
1990-91	Seton Hall	16	65	156	.417
1989-90	Connecticut	16	97	234	.415
1988-89	Connecticut	15	68	157	.433
1987-88	St. John's	16	24	58	.414

TEAM FREE THROW PERCENTAGE

	G	FTM	FIA	PCT	
2013-14	Marquette	18	323	428	.755
2012-13	Notre Dame	16	280	353	.793
2011-12	Notre Dame	16	284	352	.807
2010-11	Villanova	16	104	131	.794
2009-10	Georgetown	16	221	289	.765
2008-09	Villanova	16	153	188	.814
2007-08	Notre Dame	16	320	411	.779
2006-07	DePaul	16	166	215	.772
2005-06	Connecticut	16	191	255	.749
2004-05	Boston College	16	208	273	.762
2003-04	Boston College	16	262	342	.766
2002-03	Villanova	16	147	190	.774

2001-02	Connecticut	16	259	351	.738
2000-01	Villanova	16	183	257	.712
1999-00	Boston College	16	207	273	.758
1998-99	Georgetown	18	228	301	.757
1997-98	Boston College	18	293	383	.765
1996-97	St. John's	18	172	232	.741
1995-96	Villanova	18	214	306	.699
1994-95	Providence	18	313	443	.707
1993-94	Connecticut	18	306	423	.725
1992-93	Boston College	18	283	391	.724
1991-92	Syracuse	18	196	253	.775
1990-91	Connecticut	16	210	279	.753
1989-90	Villanova	16	143	186	.769
1988-89	Providence	16	336	434	.774
1987-88	Villanova	16	222	300	.740
1986-87	Seton Hall	16	199	253	.787
1985-86	Providence	16	338	478	.707
1984-85	St. John's	16	232	310	.748
1983-84	St. John's	8	123	166	.741
1982-83	Georgetown	8	84	114	.737

TEAM ASSISTS

	G	AST	AVG	
2013-14	DePaul	18	347	19.3
2012-13	Connecticut	16	333	20.8
2011-12	Connecticut	16	301	18.8
2010-11	Connecticut	16	297	18.6
2009-10	Connecticut	16	310	19.38
2008-09	Connecticut	16	284	17.75
2007-08	Connecticut	16	329	20.56
2006-07	Connecticut	16	269	16.81
2005-06	DePaul	16	297	18.56
2004-05	Boston College	16	294	18.38
2003-04	Connecticut	16	307	19.2
2002-03	Boston College	16	303	18.9
2001-02	Connecticut	16	338	21.1
2000-01	Connecticut	16	353	22.1
1999-00	Connecticut	16	341	21.3
1998-99	Connecticut	18	345	19.2
1997-98	Connecticut	18	372	20.7
1996-97	Notre Dame	18	351	19.5
1995-96	Connecticut	18	319	17.7
1994-95	Connecticut	18	398	22.1
1993-94	Connecticut	18	349	19.4
1992-93	Villanova	18	270	15.0
1991-92	Miami	18	310	17.2
1990-91	St. John's	16	296	18.5
1989-90	Connecticut	16	249	18.3
1988-89	Boston College	16	298	18.6
1987-88	Villanova	16	297	18.6
1986-87	Villanova	16	413	25.8
1985-86	Villanova	16	338	21.1
1984-85	Villanova	16	355	22.2
1983-84	St. John's	8	159	19.9
1982-83	St. John's	8	139	17.4

TEAM FIELD GOAL PERCENTAGE DEFENSE

	G	OPP FG%	
2013-14	St. John's	18	.387
2012-13	Connecticut	16	.315
2011-12	Connecticut	16	.312
2010-11	Connecticut	16	.325
2009-10	Connecticut	16	.301
2008-09	Connecticut	16	.324
2007-08	Connecticut	16	.334
2006-07	Connecticut	16	.337
2005-06	Rutgers	16	.354
2004-05	Connecticut	16	.325
2003-04	Connecticut	16	.360
2002-03	Connecticut	16	.340
2001-02	Connecticut	16	.328
2000-01	Connecticut	16	.317
1999-00	Connecticut	16	.312
1998-99	Rutgers	18	.352
1997-98	Connecticut	18	.348
1996-97	Connecticut	18	.332
1995-96	Connecticut	18	.339
1994-95	Connecticut	18	.304
1993-94	Connecticut	18	.336
1992-93	Connecticut	18	.370
1991-92	Connecticut	18	.398

1990-91	Connecticut	16	.369
1989-90	Connecticut	16	.374
1988-89	Villanova	16	.376
1987-88	Villanova	16	.399
1986-87	Villanova	16	.402
1985-86	Villanova	16	.411
1984-85	Boston College	16	.408
1983-84	Villanova	8	.402
1982-83	Villanova	8	.402

TEAM SCORING DEFENSE

	G	OPP PPG	
2013-14	Villanova	18	59.0
2012-13	Connecticut	16	51.2
2011-12	Connecticut	16	48.8
2010-11	Connecticut	16	50.9
2009-10	Connecticut	16	47.8
2008-09	Connecticut	16	52.4
2007-08	Rutgers	16	53.5
2006-07	Rutgers	16	50.2
2005-06	Rutgers	16	49.8
2004-05	Rutgers	16	48.4
2003-04	Villanova	16	52.0
2002-03	Villanova	16	52.9
2001-02	Connecticut	16	47.8
2000-01	Connecticut	16	49.6
1999-00	Connecticut	16	48.1
1998-99	Rutgers	18	53.7
1997-98	Villanova	18	56.8
1996-97	Connecticut	18	54.7
1995-96	Connecticut	18	55.6
1994-95	Connecticut	18	54.2
1993-94	Seton Hall	18	58.2
1992-93	Connecticut	18	59.3
1991-92	Miami	18	60.9
1990-91	Connecticut	16	59.6
1989-90	Connecticut	16	59.6
1988-89	Villanova	16	58.1
1987-88	Boston College	16	61.2
1986-87	Villanova	16	58.5
1985-86	Villanova	16	59.4
1984-85	Boston College	16	56.3
1983-84	Boston College	8	63.8
1982-83	Providence	8	58.8

TEAM 3-PT FIELD GOAL PERCENTAGE DEFENSE

	G	OPP 3-PT FG%	
2013-14	St. John's	18	.278
2012-13	Connecticut	16	.249
2011-12	Notre Dame	16	.244
2010-11	Providence	16	.275
2009-10	Connecticut	16	.235
2008-09	Villanova	16	.262
2007-08	Connecticut	16	.293
2006-07	Connecticut	16	.242
2005-06	Connecticut	16	.266
2004-05	Connecticut	16	.281
2003-04	Notre Dame	16	.230
2002-03	Villanova	16	.255
2001-02	Boston College	16	.272
2000-01	Villanova	16	.245
1999-00	Villanova	16	.264
1998-99	Rutgers	18	.250
1997-98	Villanova	18	.260
1996-97	Notre Dame	18	.272
1995-96	Notre Dame	18	.401
1994-95	Pittsburgh	17	.215
1993-94	Seton Hall	18	.273
1992-93	Villanova	18	.260
1991-92	Pittsburgh	18	.288
1990-91	Pittsburgh	16	.296
1989-90	Connecticut	16	.261
1988-89	Villanova	16	.268
1987-88	Georgetown	16	.306

The Players

Associated Press National Player of the Year

2010-11	Maya Moore, Connecticut
2009-10	Tina Charles, Connecticut
2008-09	Maya Moore, Connecticut
2002-03	Diana Taurasi, Connecticut
2001-02	Sue Bird, Connecticut
2000-01	Ruth Riley, Notre Dame
1996-97	Kara Wolters, Connecticut
1995-96	Jennifer Rizzotti, Connecticut
1994-95	Rebecca Lobo, Connecticut

WBCA National Player of the Year (Margaret Wade Trophy)

2010-11	Maya Moore, Connecticut
2009-10	Maya Moore, Connecticut
2008-09	Maya Moore, Connecticut
2002-03	Diana Taurasi, Connecticut
2001-02	Sue Bird, Connecticut
1995-96	Jennifer Rizzotti, Connecticut
1994-95	Rebecca Lobo, Connecticut
1986-87	Shelly Pennefather, Villanova

USBWA National Player of the Year

2010-11	Maya Moore, Connecticut
2009-10	Tina Charles, Connecticut
2008-09	Maya Moore, Connecticut
2002-03	Diana Taurasi, Connecticut
2001-02	Sue Bird, Connecticut
2000-01	Ruth Riley, Notre Dame
1994-95	Rebecca Lobo, Connecticut

Naismith National Player of the Year

Honor Roll

WBCA All-America Honorable Mention

- 2013-14 Aliyah Handford, St. John's
Brittany Hrynko, DePaul
Marissa Janning, Creighton
Jasmine Penny, DePaul
Katherine Plouffe, Marquette
- 2012-13 Natalie Achonwa, Notre Dame
Anna Martin, DePaul
Nadirah Mckenith, St. John's
Sugar Rodgers, Georgetown
Shoni Schimmel, Louisville
Shennika Smith, St. John's
- 2011-12 Sugar Rodgers, Georgetown
Tiffany Hayes, Connecticut
Anna Martin, DePaul
Nadirah Mckenith, St. John's
Natalie Novosel, Notre Dame
Devereaux Peters, Notre Dame
Shoni Schimmel, Louisville
Shenneika Smith, St. John's
- 2010-11 Sugar Rodgers, Georgetown
Keisha Hampton, DePaul
Tiffany Hayes, Connecticut
Natalie Novosel, Notre Dame
Devereaux Peters, Notre Dame
Sam Quigley, DePaul
Liz Repella, West Virginia
Angel Robinson, Marquette
- 2009-10 Kalana Green, Connecticut
Skylar Diggins, Notre Dame
Lindsay Schrader, Notre Dame
Da'Shena Stevens, St. John's
- 2008-09 Deirdre Naughton, DePaul
Epiphanny Prince, Rutgers
Kia Vaughn, Rutgers
Natasha Williams, DePaul
Shavonte Zellous, Pittsburgh
- 2007-08 Tina Charles, Connecticut
Epiphanny Prince, Rutgers
Matee Ajavon, Rutgers
Essence Carson, Rutgers
Olayinka Sanni, West Virginia
Mercedes Walker, Pittsburgh
- 2005-06 Megan Duffy, Notre Dame
Ann Strother, Connecticut
Barbara Turner, Connecticut
Khara Smith, DePaul
- 2003-04 Jacqueline Batteast, Notre Dame
Rebekkah Brunson, Georgetown
Amber Jacobs, Boston College
Cappie Pondexter, Rutgers
- 2002-03 Becky Gottstein, Boston College
Tamara James, Miami
Trish Juhline, Villanova
Cappie Pondexter, Rutgers
Jacqueline Batteast, Notre Dame
Brianna Stepherson, Boston College
- 2000-01 Sue Bird, Connecticut
Shea Ralph, Connecticut
Tasha Pointer, Rutgers
- 1999-00 Cal Bouchard, Boston College
Ruth Riley, Notre Dame
Tasha Pointer, Rutgers
Shawnetta Stewart, Rutgers
- 1998-99 Ruth Riley, Notre Dame
1997-98 Octavia Blue, Miami

- 1996-97 Katryna Gaither, Notre Dame
Nadine Malcolm, Providence
Beth Morgan, Notre Dame
Dana Wynne, Seton Hall
- 1995-96 Kara Wolters, Connecticut
Nykesha Sales, Connecticut
Nadine Malcolm, Providence
Katryna Gaither, Notre Dame
Beth Morgan, Notre Dame
Dana Wynne, Seton Hall
- 1994-95 Dana Wynne, Seton Hall
Kara Wolters, Connecticut
- 1993-94 Kerry Curran, Boston College
Stefanie Goettsche, Providence
Jodi Brooks, Seton Hall
Jonna Huemrich, Pittsburgh
- 1992-93 Sarah Behn, Boston College
Rebecca Lobo, Connecticut
Vicki Plowden, Miami
- 1991-92 Sarah Behn, Boston College
Wendy Davis, Connecticut
Lucie Fontanella, Providence
Tracy Lis, Providence
Rebecca Lobo, Connecticut
Frances Savage, Miami
- Kodak All-District (District)**
- 1990-91 Cozette Ballentine, St. John's (2)
Kerry Bascom, Connecticut (1)
Sarah Behn, Boston College (1)
Lorri Johnson, Pittsburgh (2)
Tracy Lis, Providence (1)
Laura Lishness, Connecticut (1)
- 1989-90 Kerry Bascom, Connecticut (1)
Sarah Behn, Boston College (1)
Andrea Mangum, Providence (1)
Dottie VanGheem, Providence (1)
- 1988-89 Kerry Bascom, Connecticut (1)
Andrea Mangum, Providence (1)
Geraldine Santilius, Seton Hall (2)
- 1987-88 Sue Ludwig, Syracuse (1)
Renee Najarian, Connecticut (1)
Ann Odoy, Boston College (1)
- 1986-87 Mary Burke, Providence (1)
Felisha Legette, Syracuse (1)
Shelly Pennefather, Villanova (2)
Doris Sable, Providence (1)
- 1985-86 Britt King, Providence (1)
Shelly Pennefather, Villanova (2)
Peggy Walsh, Connecticut (1)
- 1984-85 Jennifer Bruce, Pittsburgh (2)
Nancy Bernhardt, Villanova (2)
Kathy Finn, Providence (1)
Kathy Finn, Providence (1)
Kerry Phayre, Providence (1)
- Associated Press All-America Team**
- 2013-14 Britatny Hrynko, DePaul (Honorable Mention)
- 2012-13 Skylar Diggins, Notre Dame (First Team)
Kaleena Mosqueda-Lewis, Connecticut (Second Team)
Stefanie Dolson, Connecticut (Third Team)
Kayla McBride, Notre Dame (Third Team)
Natalie Achonwa, Notre Dame (Honorable Mention)
Kayla Alexander, Syracuse (Honorable Mention)
Kelly Faris, Connecticut (Honorable Mention)
Sugar Rodgers, Georgetown (Honorable Mention)
Andrea Smith, USF (Honorable Mention)

- 2011-12 Skylar Diggins, Notre Dame (First Team)
Tiffany Hayes, Connecticut (Third Team)
- 2010-11 Maya Moore, Connecticut (First Team)
Tiffany Hayes, Connecticut (Honorable Mention)
Keisha Hampton, DePaul (Honorable Mention)
Deirdre Naughton, DePaul (Honorable Mention)
Sugar Rodgers, Georgetown (Honorable Mention)
Skylar Diggins, Notre Dame (Third Team)
- 2009-10 Tina Charles, Connecticut (First Team)
Maya Moore, Connecticut (First Team)
Kalana Green, Connecticut (Honorable Mention)
Sugar Rodgers, Georgetown (Honorable Mention)
Skylar Diggins, Notre Dame (Honorable Mention)
Lindsay Schrader, Notre Dame (Honorable Mention)
Da'Shena Stevens, St. John's (Honorable Mention)
Nicole Michael, Syracuse (Honorable Mention)
- 2008-09 Angel McCoughtry, Louisville (First Team)
Maya Moore, Connecticut (First Team)
Renee Montgomery, Connecticut (First Team)
Tina Charles, Connecticut (Second Team)
Epiphanny Prince, Rutgers (Third Team)
Shavonte Zellous, Pittsburgh (Third Team)
Laura Kurz, Villanova (Honorable Mention)
Deirdre Naughton, DePaul (Honorable Mention)
Maya Moore, Connecticut (First Team)
Angel McCoughtry, Louisville (Second Team)
Renee Montgomery, Connecticut (Third Team)
Tina Charles, Connecticut (Third Team)
Epiphanny Prince, Rutgers (Third Team)
Charde Houston, Connecticut (Honorable Mention)
Charel Allen, Notre Dame (Honorable Mention)
Matee Ajavon, Rutgers (Honorable Mention)
Essence Carson, Rutgers (Honorable Mention)
Allie Quigley, DePaul (Honorable Mention)
Olayinka Sanni, West Virginia (Honorable Mention)
Mercedes Walker, Pittsburgh (Honorable Mention)
- 2006-07 Angel McCoughtry, Louisville (Second Team)
Matee Ajavon, Rutgers (Honorable Mention)
Tina Charles, Connecticut (Honorable Mention)
Krystal Ellis, Marquette (Honorable Mention)
Charde Houston, Connecticut (Honorable Mention)
Mercedes Walker, Connecticut (Honorable Mention)
- 2005-06 Cappie Pondexter, Rutgers (First Team)
Khara Smith, DePaul (Third Team)
- 2004-05 Jacqueline Batteast, Notre Dame (Third Team)
Jessalyn Deveny, Boston College (Honorable Mention)
Megan Duffy, Notre Dame (Honorable Mention)
Yolanda Paige, West Virginia (Honorable Mention)
Cappie Pondexter, Rutgers (Honorable Mention)
Ann Strother, Connecticut (Honorable Mention)
Barbara Turner, Connecticut (Honorable Mention)
- 2003-04 Diana Taurasi, Connecticut (First Team)
Cappie Pondexter, Rutgers (Third Team)
Jacqueline Batteast, Notre Dame (Honorable Mention)
Rebekkah Brunson, Georgetown (Honorable Mention)
Amber Jacobs, Boston College (Honorable Mention)
- 2002-03 Diana Taurasi, Connecticut (First Team)
Tamara James, Miami (Honorable Mention)
Trish Juhline, Villanova (Honorable Mention)
Cappie Pondexter, Rutgers (Honorable Mention)
Sue Bird, Connecticut (First Team)
Swin Cash, Connecticut (First Team)
Diana Taurasi, Connecticut (Second Team)
Asja Jones, Connecticut (Third Team)
Alicia Ratay, Notre Dame (Honorable Mention)
Tamika Williams, Connecticut (Honorable Mention)

Honor Roll

- 2000-01 Ruth Riley, Notre Dame (First Team)
Svetlana Abrosimova, Connecticut (Second Team)
Sue Bird, Connecticut (Third Team)
Niele Ivey, Notre Dame (Third Team)
Swin Cash, Connecticut (Honorable Mention)
Tasha Pointer, Rutgers (Honorable Mention)
Shea Ralph, Connecticut (Honorable Mention)
- 1999-00 Svetlana Abrosimova, Connecticut (First Team)
Shea Ralph, Connecticut (First Team)
Ruth Riley, Notre Dame (First Team)
Sue Bird, Connecticut (Honorable Mention)
Tasha Pointer, Rutgers (Honorable Mention)
Alicia Ratay, Notre Dame (Honorable Mention)
Shawnetta Stewart, Rutgers (Honorable Mention)
- 1998-99 Svetlana Abrosimova, Connecticut (Second Team)
Ruth Riley, Notre Dame (Third Team)
Shea Ralph, Connecticut (Honorable Mention)
- 1997-98 Nykesha Sales, Connecticut (First Team)
Svetlana Abrosimova, Connecticut (Honorable Mention)
- 1996-97 Kara Wolters, Connecticut (First Team)
Nykesha Sales, Connecticut (First Team)
Katryna Gaither, Notre Dame (Honorable Mention)
Nadine Malcolm, Providence (Honorable Mention)
Beth Morgan, Notre Dame (Honorable Mention)
Dana Wynne, Seton Hall (Honorable Mention)
Jennifer Rizzotti, Connecticut (First Team)
Kara Wolters, Connecticut (First Team)
Katryna Gaither, Notre Dame (Honorable Mention)
Beth Morgan, Notre Dame (Honorable Mention)
Nykesha Sales, Connecticut (Honorable Mention)
Nadine Malcolm, Providence (Honorable Mention)
- 1994-95 Rebecca Lobo, Connecticut (First Team)
Jennifer Rizzotti, Connecticut (Second Team)
Kara Wolters, Connecticut (Third Team)
- USBWA All-America Team**
- 2012-13 Skylar Diggins, Notre Dame
Stefanie Dolson, Connecticut
Kaleena Mosqueda-Lewis, Connecticut
- 2011-12 Skylar Diggins, Notre Dame
- 2010-11 Maya Moore, Connecticut
Tina Charles, Connecticut
- 2009-10 Maya Moore, Connecticut
Angel McCoughtry, Louisville
Maya Moore, Connecticut
Renee Montgomery, Connecticut
- 2008-09 Maya Moore, Connecticut
Angel McCoughtry, Louisville
Cappie Pondexter, Rutgers
- 2005-06 Diana Taurasi, Connecticut
2003-04 Barbara Turner, Connecticut
2002-03 Diana Taurasi, Connecticut
Sue Bird, Connecticut
Swin Cash, Connecticut
- 2000-01 Svetlana Abrosimova, Connecticut
Ruth Riley, Notre Dame
- 1999-00 Svetlana Abrosimova, Connecticut
Shea Ralph, Connecticut
Ruth Riley, Notre Dame
- 1998-99 Svetlana Abrosimova, Connecticut
1997-98 Nykesha Sales, Connecticut
1996-97 Jennifer Rizzotti, Connecticut
Kara Wolters, Connecticut

John R. Wooden Award All-America Team

- 2012-13 Skylar Diggins, Notre Dame
2011-12 Skylar Diggins, Notre Dame
2010-11 Maya Moore, Connecticut
2009-10 Tina Charles, Connecticut
Maya Moore, Connecticut
- 2008-09 Angel McCoughtry, Louisville
Maya Moore, Connecticut
Renee Montgomery, Connecticut
Cappie Pondexter, Rutgers
- 2003-04 Diana Taurasi, Connecticut
- CoSIDA Academic All-America Team**
- 2010-11 Maya Moore, Connecticut (First Team)
Liz Repella, West Virginia (First Team)
- 2009-10 Maya Moore, Connecticut (First Team)
Liz Repella, West Virginia (Second Team)
- 2008-09 Maya Moore, Connecticut (First Team)
2007-08 Allie Quigley, DePaul (Third Team)
- 2005-06 Megan Duffy, Notre Dame (First Team)
Ann Strother, Connecticut (Third Team)
- 2000-01 Ruth Riley, Notre Dame (First Team)
1999-00 Ruth Riley, Notre Dame (First Team)
1995-96 Jennifer Rizzotti, Connecticut (First Team)
1994-95 Rebecca Lobo, Connecticut (First Team)
Jennifer Rizzotti, Connecticut (Second Team)
- 1993-94 Rebecca Lobo, Connecticut (First Team)
1992-93 Erin Kenneally, Syracuse (First Team)
1991-92 Wendy Davis, Connecticut (Second Team)
Erin Kenneally, Syracuse (Second Team)
- 1989-90 Dottie VanGheem, Providence
1984-85 Leigh Curl, Connecticut (First Team)
1983-84 Leigh Curl, Connecticut (First Team)
1982-83 Kathy Finn, Providence

USBWA National Coach of the Year

- 2012-13 Muffet McGraw, Notre Dame
2008-09 Geno Auriemma, Connecticut
2007-08 Geno Auriemma, Connecticut
2002-03 Geno Auriemma, Connecticut
2000-01 Muffet McGraw, Notre Dame
1996-97 Geno Auriemma, Connecticut
1994-95 Geno Auriemma, Connecticut

WBCA National Coach of the Year

- 2012-13 Muffet McGraw, Notre Dame
2008-09 Geno Auriemma, Connecticut
2007-08 Geno Auriemma, Connecticut
2001-02 Geno Auriemma, Connecticut
2000-01 Muffet McGraw, Notre Dame
1999-00 Geno Auriemma, Connecticut
1996-97 Geno Auriemma, Connecticut
1991-92 Fern Labati, Miami

WBCA (District) Coach of the Year

- 2011-12 Muffet McGraw, Notre Dame (1)
2010-11 Geno Auriemma, Connecticut (1)
2009-10 Geno Auriemma, Connecticut (1)
2008-09 Geno Auriemma, Connecticut (1)
2006-07 Geno Auriemma, Connecticut (1)
2005-06 C. Vivian Stringer, Rutgers (1)
2003-04 Fern Labati, Miami (1)
2001-02 Geno Auriemma, Connecticut (1)
2000-01 Muffet McGraw, Notre Dame (2)
1999-00 Geno Auriemma, Connecticut (1)
1997-98 C. Vivian Stringer, Rutgers (1)
1996-97 Geno Auriemma, Connecticut (1)
1995-96 Geno Auriemma, Connecticut (1)
Muffet McGraw, Notre Dame (2)
1994-95 Geno Auriemma, Connecticut (1)
1993-94 Phyllis Mangina, Seton Hall (2)
Geno Auriemma, Connecticut (1)
1985-86 Bob Foley, Providence (1)

WBCA Carol Eckman Award

- 2008-09 Muffet McGraw, Notre Dame
2007-08 Doug Bruno, DePaul

WBCA/Maggie Dixon Rookie Coach of the Year

- Jeff Walz, Louisville

Naismith Memorial Basketball Hall of Fame

- C. Vivian Stringer, Rutgers – Class of 2009
Geno Auriemma, Connecticut – Class of 2006

Women's Basketball Hall of Fame

- Muffet McGraw, Notre Dame – Class of 2011
Geno Auriemma, Connecticut – Class of 2006
C. Vivian Stringer, Rutgers – Class of 2001

U.S. National Team Head Coach

- Geno Auriemma, Connecticut – 2009-2012

The Coaches

The John R. Wooden Legends of Coaching Award

- 2012 Geno Auriemma, Connecticut

Associated Press National Coach of the Year

- 2012-13 Muffet McGraw, Notre Dame
2010-11 Geno Auriemma, Connecticut
2008-09 Geno Auriemma, Connecticut
2007-08 Geno Auriemma, Connecticut
2002-03 Geno Auriemma, Connecticut
2000-01 Muffet McGraw, Notre Dame
1999-00 Geno Auriemma, Connecticut
1996-97 Geno Auriemma, Connecticut
1994-95 Geno Auriemma, Connecticut

Black Coaches Association National Coach of the Year

- 2009-10 Terri Williams-Flournoy
2001-02 Marianna Freeman, Syracuse
1997-98 C. Vivian Stringer, Rutgers

Naismith National Coach of the Year

- 2012-13 Muffet McGraw, Notre Dame
2008-09 Geno Auriemma, Connecticut
2007-08 Geno Auriemma, Connecticut
2001-02 Geno Auriemma, Connecticut
2000-01 Muffet McGraw, Notre Dame
1999-00 Geno Auriemma, Connecticut
1996-97 Geno Auriemma, Connecticut
1994-95 Geno Auriemma, Connecticut



Weekly Honors

AWARD WINNERS

1983-84

Dec. 12 Chris Palombi, SU
Dec. 19 Nancy Bernhardt, VT
Jan. 3 Sally Madeira, BC
Jan. 10 Gloria Bradley, SHU
Jan. 17 Nancy Bernhardt, VT
Jan. 23 Kathy Finn, PC
Jan. 30 Joan Powers, PC
Feb. 5 Jennifer Bruce, Pitt
Feb. 12 Chris Palombi, SU
Feb. 19 Missy Renehan, SU

1982-83

Dec. 12 Kathy Finn, PC
Dec. 19 Debbie Beckford, STJ
Jan. 3 Kathie Beisel, VU
Jan. 10 Leigh Curl, UConn
Jan. 17 Jennifer Bruce, Pitt
Jan. 23 Gloria Bradley, SHU
Jan. 30 Kathy Finn, PC
Feb. 7 Kerry Phayre, PC
Feb. 15 Jennifer Bruce, Pitt
Feb. 21 Debbie Beckford, STJ
Feb. 28 Jennifer Bruce, Pitt

All-Time Freshman Of the Week

2013-14

Nov. 18 Natalie Butler, GU
Nov. 25 Natalie Butler, GU
Dec. 2 Aaliyah, Lewis, STJ
Dec. 9 Natalie Butler, GU
Dec. 16 Natalie Butler, GU
Dec. 23 Jessica January, DPU
Dec. 30 Sidney Cook, SHU
Jan. 6 Natalie Butler, GU
Jan. 13 Natalie Butler, GU
Jan. 20 Natalie Butler, GU
Jan. 27 Sarah Beal, PC
Feb. 3 Natalie Butler, GU
Feb. 10 Natalie Butler, GU
Feb. 17 Natalie Butler, GU
Feb. 24 Jessica January, DPU
March 6 Sarah Beal, PC

2012-13

Nov. 19 Breanna Stewart, UConn
Nov. 26 Jewell Loyd, ND
Dec. 3 Courtney Williams, USF
Dec. 10 Jewell Loyd, ND
Dec. 17 Aliyah Handford, STJ
Dec. 23 Breanna Stewart, UConn
Dec. 31 Brittney Sykes, SU
Jan. 7 Brittney Sykes, SU
Jan. 14 Jewell Loyd, ND
Jan. 21 Chanise Jenkins, DPU
Jan. 28 Breanna Stewart, UConn
Feb. 4 Aliyah Handford, STJ
Feb. 11 Dominique Vitalis, GU
Feb. 18 Aliyah Handford, STJ
Feb. 25 Jewell Loyd, ND
March 4 Brittney Sykes, SU

2011-12

Nov. 21 Kaleena Mosqueda-Lewis, UConn
Nov. 28 Kaleena Mosqueda-Lewis, UConn
Dec. 5 Kaleena Mosqueda-Lewis, UConn
Dec. 12 Kaleena Mosqueda-Lewis, UConn
Dec. 19 Brittany Hrynko, DPU
Dec. 26 Brianna Kiesel, Pitt
Jan. 2 Markisha Wright, ND
Jan. 9 Bria Smith, UofL
Jan. 16 Kaleena Mosqueda-Lewis, UConn

Jan. 23 Kaleena Mosqueda-Lewis, UConn
Jan. 30 Bria Smith, UofL
Feb. 6 Lauren Burford, VU
Feb. 13 Kaleena Mosqueda-Lewis, UConn
Feb. 20 Brittany Hrynko, DPU
Feb. 28 Kaleena Mosqueda-Lewis, UConn

2010-11

Nov. 22 Bria Hartley, UConn
Nov. 29 Bria Hartley, UConn
Dec. 6 Shoni Schimmel, UofL
Dec. 13 Natalie Achonwa, ND
Dec. 20 Bria Hartley, UConn
Dec. 28 Shoni Schimmel, UofL
Jan. 3 Katherine Plouffe, MU
Jan. 10 Shoni Schimmel, UofL
Jan. 17 Bria Hartley, UConn
Jan. 24 Bria Hartley, UConn
Jan. 31 Shoni Schimmel, UofL
Feb. 7 Stefanie Dolson, UConn
Feb. 14 Stefanie Dolson, UConn
Feb. 21 Bria Hartley, UConn
March 1 Kayla Cook, UC

2009-10

Nov. 23 Skylar Diggins, ND
Nov. 30 Sugar Rodgers, GU
Dec. 7 Kayla Alexander, SU
Dec. 14 Asya Bussie, WVU
Dec. 21 Shenneika Smith, STJ
Dec. 28 Sugar Rodgers, GU
Jan. 4 Sugar Rodgers, GU
Jan. 11 Skylar Diggins, ND
Jan. 18 Sugar Rodgers, GU
Jan. 25 Skylar Diggins, ND
Feb. 1 Shenneika Smith, STJ
Feb. 8 Skylar Diggins, ND
Feb. 15 Nadirah McKeith, STJ
Feb. 22 Shenneika Smith, STJ
March 2 Sugar Rodgers, GU

2008-09

Nov. 24 Kandice Green, SHU
Dec. 1 Kellie Watson, ND
Dec. 8 Kellie Watson, ND
Dec. 15 Kandice Green, SHU
Dec. 22 Da'Shena Stevens, STJ
Dec. 29 Natalie Novosel, ND
Jan. 5 Da'Shena Stevens, STJ
Jan. 12 Natalie Novosel, ND
Jan. 19 Shanasa Sanders, UC
Jan. 26 Keisha Hampton, DPU
Feb. 2 Tiffany Hayes, UConn
Feb. 9 Kandice Green, SHU
Feb. 16 Tiffany Hayes, UConn
Feb. 23 Tiffany Hayes, UConn
March 2 Keisha Hampton, DPU

2007-08

Nov. 19 Maya Moore, UConn
Nov. 26 Maya Moore, UConn
Dec. 3 Keisha Hines, UofL
Dec. 10 Ebonie Williams, SHU
Dec. 17 Angel Robinson, MU
Dec. 24 Erica Morrow, SU
Dec. 31 Maya Moore, UConn
Jan. 7 Angel Robinson, MU
Jan. 14 Maya Moore, UConn
Jan. 21 Maya Moore, UConn
Jan. 28 Maya Moore, UConn
Feb. 4 Maya Moore, UConn
Feb. 11 Erica Morrow, SU
Feb. 18 Maya Moore, UConn

Feb. 25 Maya Moore, UConn
March 4 Maya Moore, UConn

2006-07

Nov. 20 Epiphanny Prince, RU
Nov. 27 Nicole Michael, SU
Dec. 4 Nicole Michael, SU
Dec. 11 Ashley Booker, SHU
Dec. 18 Epiphanny Prince, RU
Dec. 27 Tina Charles, UConn
Jan. 2 Kaili McLaren, UConn
Jan. 8 Nicole Michael, SU
Jan. 15 Tina Charles, UConn
Jan. 22 Tina Charles, UConn
Jan. 29 Carla Jacobs, UC
Feb. 5 Tina Charles, UConn
Feb. 12 Tina Charles, UConn
Feb. 19 Nicole Michael, SU
Feb. 27 Tina Charles, UConn

2005-06

Nov. 21 Lindsay Schrader, ND
Nov. 28 Xenia Stewart, Pitt
Dec. 5 Jenny Eckhart, SU
Dec. 12 Chelsea Marandola, PC
Dec. 19 Michelle Jones, UC
Dec. 26 Chelsea Marandola, PC
Jan. 2 Katrina Wheeler, GU
Jan. 9 Shantel Brown, SHU
Jan. 16 Renee Montgomery, UConn
Jan. 23 Sherell Sowho, WVU
Jan. 30 Shelly Bellman, UC
Feb. 6 Renne Montgomery, UConn
Feb. 13 Krystal Ellis, MU
Feb. 20 Shelly Bellman, UC
Feb. 27 Angel McCoughtry, UofL

2004-05

Nov. 22 Sara Antolick, SU
Nov. 29 Andrea Peterson, STJ
Dec. 6 Charde Houston, UConn
Dec. 13 Shamika Jackson, BC
Dec. 20 Matee Ajavon, RU
Dec. 27 Kieraah Marlow, GU
Jan. 3 Matee Ajavon, RU
Jan. 10 Essence Carson, RU
Jan. 17 Matee Ajavon, RU
Jan. 24 Charde Houston, UConn
Jan. 31 Kieraah Marlow, GU
Feb. 7 Charel Allen, ND
Feb. 14 Matee Ajavon, RU
Feb. 21 Mercedes Walker, Pitt
Feb. 28 Kieraah Marlow, GU

2003-04

Nov. 24 Angie Clark, STJ
Dec. 1 Angie Clark, STJ
Dec. 8 Angie Clark, STJ
Dec. 15 Heta Korpivaara, SHU
Dec. 22 Angie Clark, STJ
Dec. 29 Kirby Copeland, VT
Jan. 5 Meg Bulger, WVU
Jan. 12 Lauren Kohn, SU
Jan. 19 Lauren Kohn, SU
Jan. 26 Meg Bulger, WVU
Feb. 2 Meg Bulger, WVU
Feb. 9 Meg Bulger, WVU
Feb. 16 Meg Bulger, WVU
Heta Korpivaara, SHU

Feb. 23 Liz Sherwood, UConn
March 1 Sarah Marshall, BC

2002-03

Nov. 25 Tamara James, Miami
Dec. 2 Tamara James, Miami
Dec. 9 Carrie Mason, VT
Dec. 16 Cappie Pondexter, RU
Dec. 23 Tamara James, Miami
Dec. 30 Barbara Turner, UConn
Jan. 6 Tamara James, Miami
Jan. 13 Tamara James, Miami
Jan. 20 Cappie Pondexter, RU
Jan. 27 Barbara Turner, UConn
Feb. 3 Ann Strother, UConn
Feb. 10 Cappie Pondexter, UConn
Barbara Turner, UConn
Feb. 17 Cappie Pondexter, RU
Barbara Turner, UConn
Feb. 24 Cappie Pondexter, RU
March 3 Courtney LaVere, ND

2001-02

Nov. 19 Yolanda Paige, WVU
Nov. 26 Sherell Sowho, WVU
Dec. 3 Jacqueline Batteast, ND
Dec. 10 Jacqueline Batteast, ND
Dec. 17 Mary Lisicky, GU
Jacqueline Batteast, ND
Dec. 23 Clare Drosch, BC
Dec. 31 Sherell Sowho, WVU
Jan. 7 Jacqueline Batteast, ND
Jan. 14 Erin Gibson, VT
Jan. 21 Yolanda Paige, WVU
Jan. 28 Jacqueline Batteast, ND
Feb. 4 Clare Drosch, BC
Feb. 11 Jacqueline Batteast, ND
Jessica Simmonds, PC
Feb. 18 Yolanda Paige, WVU
Feb. 25 Katy Flecky, ND

2000-01

Nov. 20 Jenese Wilcox, PC
Nov. 27 Rebekkah Brunson, GU
Dec. 4 Jenese Wilcox, PC
Dec. 11 Janelle McManus, BC
Dec. 18 Amber Jacobs, BC
Dec. 25 Kristin Quinn, PC
Jan. 1 Courtney Mix, VU
Jan. 8 Rebekkah Brunson, GU
Jan. 15 Chanivia Broussard, Miami
Jan. 22 Rebekkah Brunson, GU
Jan. 29 Rebekkah Brunson, GU
Feb. 5 Rebekkah Brunson, GU
Charlene Thomas, SHU
Feb. 12 Diana Taurasi, UConn
Kristin Quinn, PC
Feb. 19 Rebekkah Brunson, GU
Feb. 26 Janelle McManus, BC

1999-00

Nov. 22 Amanda Papuga, Miami
Nov. 29 Shannon Perry, SU
Trish Juhline, VU
Dec. 6 Alicia Ratay, ND
Dec. 13 Santia Jackson, GU
Dec. 20 Alicia Ratay, ND
Dec. 27 Kennitra Johnson, UConn
Jan. 3 Mandy Wittenmyer, Pitt
Jan. 10 Brooke Stewart, Pitt
Alicia Ratay, ND
Jan. 17 Alicia Hartlaub, Miami
Jan. 24 Shannon Perry, SU
Jan. 31 Aiysha Smith, STJ

Weekly Honors

AWARD WINNERS

Feb. 7 Mandy Wittenmyer, Pitt
Alicia Ratay, ND
Feb. 14 Alicia Ratay, ND
Trish Juhline, VU
Feb. 21 Alicia Ratay, ND
Feb. 28 Mandy Wittenmyer, Pitt

1998-99

Nov. 16 Swin Cash, UConn
Nov. 23 Tamika Williams, UConn
Nov. 30 Sherisha Hills, ND
Dec. 7 Asjha Jones, UConn
Dec. 14 Swin Cash, UConn
Dec. 21 Becky Gottstein, BC
Dec. 28 Swin Cash, UConn
Jan. 4 Becky Gottstein, BC
Jan. 11 Becky Gottstein, BC
Jan. 18 Tamika Williams, UConn
Jan. 25 Becky Gottstein, BC
Feb. 1 Becky Gottstein, BC
Feb. 8 Tamika Williams, UConn
Feb. 15 Tamika Williams, UConn
Feb. 22 Ericka Haney, ND
Becky Gottstein, BC

1997-98

Nov. 24 Svetlana Abrosimova, UConn
Dec. 1 Natasha Pointer, RU
Dec. 8 Natasha Pointer, RU
Dec. 15 Svetlana Abrosimova, UConn
Dec. 22 No award winner
Dec. 29 Natasha Pointer, RU
Jan. 5 Natasha Pointer, RU
Jan. 12 Svetlana Abrosimova, UConn
Ruth Riley, ND
Jan. 19 Ruth Riley, ND
Jan. 26 Ruth Riley, ND
Svetlana Abrosimova, UConn
Feb. 2 Svetlana Abrosimova, UConn
Feb. 9 Svetlana Abrosimova, UConn
Feb. 16 Linda Miles, RU
Feb. 23 Shawnetta Stewart, RU

1996-97

Nov. 25 Shea Ralph, UConn
Dec. 2 Jenea Skeeters, VU
Dec. 9 Paula Moore, SU
Dec. 16 Jenea Skeeters, VU
Dec. 23 Shea Ralph, UConn
Dec. 30 Cal Bouchard, BC
Jan. 6 Shea Ralph, UConn
Jan. 13 Cal Bouchard, BC
Jan. 20 Cal Bouchard, BC
Jan. 27 Shea Ralph, UConn
Feb. 3 Usha Gilmore, RU
Feb. 10 Jenea Skeeters, VU
Feb. 17 Shea Ralph, UConn
Feb. 24 Jenea Skeeters, VU

1995-96

Nov. 27 Jennifer Clemente, RU
Dec. 4 Sylita Thomas, GU
Dec. 11 Danielle Golay, SHU
Dec. 18 Sylita Thomas, GU
Dec. 27 Danielle Golay, SHU
Jan. 2 Susan Blausler, RU
Jan. 9 Maria Tchobanova, WVU
Jan. 16 Sylita Thomas, GU
Jan. 22 Teakya Barnes, SU
Jan. 29 Dana Simonelli, PC
Feb. 5 Maria Tchobanova, WVU
Feb. 12 Diana Braendly, ND

Feb. 19 Kimberly Smith, GU
Feb. 26 Kimberly Smith, GU

1994-95

Dec. 5 Aimee McGuire, BC
Dec. 12 Nykesha Sales, UConn
Dec. 19 MeChelle Murray, Miami
Dec. 27 Julie Wheeler, PC
Jan. 2 Latia Howard, Pitt
Jan. 9 Kerri Chatten, PC
Jan. 16 Nykesha Sales, UConn
Jan. 23 Octavia Blue, Miami
Jan. 30 Kerri Chatten, PC
Feb. 6 Raquel Nurse, SU
Feb. 13 Sandy Mitchell, SHU
Feb. 20 Kerri Chatten, PC
Feb. 27 Julie Wheeler, PC

1993-94

Dec. 6 Holly Porter, BC
Dec. 13 Sheron Murray, Miami
Dec. 20 Julie Angelina, SU
Jan. 3 Holly Porter, BC
Jan. 10 Mandy Saunders, PC
Jan. 16 Dana Wynne, SHU
Mandy Saunders, PC
Jan. 23 Kara Wolters, UConn
Jan. 30 Holly Porter, BC
Feb. 6 Holly Porter, BC
Feb. 13 Mandy Saunders, PC
Feb. 20 Holly Porter, BC
Feb. 27 Mandy Saunders, PC

1992-93

Dec. 7 Jennifer Rizzotti, UConn
Dec. 14 Texlin Quinney, SHU
Dec. 21 Ayanna Walden, PC
Jan. 4 Holly Rlinger, Miami
Jan. 10 Jennifer Rizzotti, UConn
Jan. 17 Holly Rlinger, Miami
Jan. 24 Sarah Miller, PC
Feb. 1 Holly Rlinger, Miami
Feb. 8 Denise Dillon, VU
Feb. 15 Holly Rlinger, Miami
Feb. 21 Jennifer Rizzotti, UConn
Feb. 28 Denise Dillon, VU

1991-92

Dec. 2 Rebecca Lobo, UConn
Dec. 9 Grace Kelly, STJ
Dec. 15 Rebecca Lobo, UConn
Dec. 23 Amanda Makarewicz, SHU
Dec. 30 Michele Thornton, VU
Jan. 5 Rebecca Lobo, UConn
Jan. 12 Angel Lewis, SU
Jan. 19 Angel Lewis, SU
Dawn Johnson, SHU
Jan. 26 Rebecca Lobo, UConn
Feb. 2 Michele Thornton, VU
Feb. 9 Rebecca Lobo, UConn
Feb. 16 Rebecca Lobo, UConn
March 2 Rebecca Lobo, UConn

1990-91

Nov. 27 Orly Grossman, UConn
Dec. 3 Jennifer Mead, PC
Dec. 10 Michele Verotsky, BC
Dec. 17 Kerry Curran, BC
Dec. 30 Lucie Fontanella, PC
Jan. 7 Lucie Fontanella, PC
Jan. 14 No award winner
Jan. 20 Jenine Joyce, Pitt

Jan. 27 Jennifer Mead, PC
Feb. 4 Jonna Huernrich, Pitt
Feb. 11 Erin Maloy, Pitt
Feb. 17 Jodi Brooks, SHU
Feb. 25 Lucie Fontanella, PC

1989-90

Dec. 4 Kathy Ferrier, UConn
Dec. 11 Karen Connell, VU
Dec. 18 Kris Witfill, GU
Jan. 2 Sarah Behn, BC
Jan. 8 Maureen McConnell, Pitt
Jan. 15 Sarah Behn, BC
Jan. 22 Holly Oslander, SU
Jan. 29 Sarah Behn, BC
Feb. 5 Patrina Blow, STJ
Feb. 12 Kathy Ferrier, UConn
Feb. 19 Turia Ransom, Pitt
Feb. 26 Wendy Ransom, Pitt

1988-89

Nov. 29 Peggi Jewell, GU
Dec. 5 Meghan Pattysen, UConn
Dec. 12 Tricia Corace, GU
Dec. 19 No award winner
Jan. 2 Wendy Davis, UConn
Jan. 9 Peggi Jewell, GU
Jan. 16 Tracy Lis, PC
Jan. 23 Kelley Moore, SHU
Jan. 30 Rosemary Magarity, VU
Feb. 6 Amy Bolen, STJ
Feb. 13 Tracy Lis, PC
Feb. 20 Wendy Davis, UConn

1987-88

Nov. 29 Shanya Evans, PC
Dec. 7 Laura Lishness, UConn
Dec. 13 Alicia Jones, SHU
Dec. 20 Davita Smith, SU
Jan. 3 Shanya Evans, PC
Jan. 10 Kerry Bascom, UConn
Jan. 17 Laura Lishness, UConn
Jan. 24 Lorri Johnson, Pitt
Jan. 31 Lorri Johnson, Pitt
Feb. 7 Connie Hurt, Pitt
Feb. 14 Maria Ayres, GU
Feb. 21 Laura Lishness, UConn

1986-87

Dec. 1 Kris Lamb, UConn
Dec. 7 Andrea Mangum, PC
Dec. 14 Kris Lamb, UConn
Dec. 21 Carla Wenger, BC
Jan. 4 Heidi Robbins, UConn
Jan. 11 Andrea Mangum, PC
Jan. 18 Danene Hopson, SU
Jan. 25 Andrea Mangum, PC
Feb. 1 Jennifer Shingler, Pitt
Feb. 8 Andrea Mangum, PC
Feb. 15 Danene Hopson, SU

1985-86

Dec. 2 Maureen Conley, STJ
Dec. 9 Debbie Hartnett, SHU
Dec. 16 Maureen Conley, STJ
Dec. 23 No award winner
Jan. 6 Geraldine Saintilus, SHU
Jan. 13 Brenda Ginait, STJ
Jan. 20 Geraldine Saintilus, SHU
Jan. 27 Geraldine Saintilus, SHU
Feb. 3 Nikki Arwood, GU
Feb. 10 Debbie Hartnett, SHU
Feb. 17 Debbie Hartnett, SHU
Feb. 24 Debbie Hartnett, SHU

1984-85


Dec. 10 Beth Knight, GU
Dec. 17 Lisa Angelotti, VU
Dec. 24 Kathy O'Reilly, SHU
Jan. 14 Lisa Angelotti, VU
Jan. 21 Felisha Legette, SU
Jan. 28 Ann Odoy, BC
Feb. 4 Felisha Legette, SU
Feb. 11 Felisha Legette, SU
Feb. 18 Kathy O'Reilly, SHU
Feb. 25 Ann Odoy, BC

1983-84

Dec. 12 Lori Kulo, UConn
Dec. 19 Shelly Pennefather, VU
Jan. 3 Evy Doerfler, UConn
Jan. 10 Julie Callahan, Pitt
Jan. 17 Ann Marie Gothard, GU
Jan. 23 Evy Doerfler, UConn
Jan. 30 Shelly Pennefather, VU
Feb. 5 Shelly Pennefather, VU
Feb. 12 Julie Callahan, Pitt
Feb. 19 Shelly Pennefather, VU

1982-83

Dec. 12 Anne Marie McNamee, STJ
Dec. 19 Peggy Walsh, UConn
Jan. 3 Sarah Gause, STJ
Jan. 10 Jackie Smith, STJ
Jan. 17 Britt King, PC
Jan. 23 Ann Marie McNamee, STJ
Jan. 30 No award
Feb. 7 Britt King, PC
Feb. 15 Jackie Smith, STJ
Feb. 21 No award winner
Feb. 28 No award winner



Villanova's Shelly Pennefather was an 11-time BIG EAST Player of the Week.

Year-by-Year Champions

All-Time All-Conference AWARD WINNERS

BIG EAST REGULAR SEASON AND TOURNAMENT CHAMPIONS

Year	Regular Season	Tournament	Tournament MOP
1982-83	Providence/St. John's	St. John's	Debbie Beckford (St. John's)
1983-84	Pittsburgh/Villanova	St. John's	Ann Marie McNamee (St. John's)
1984-85	St. John's/Villanova	Syracuse	Janice Long (Syracuse)
1985-86	Providence	Villanova	Shelly Pennefather (Villanova)
1986-87	Villanova	Villanova	Shelly Pennefather (Villanova)
1987-88	Syracuse	St. John's	Sabrina Johnson (St. John's)
1988-89	Connecticut	Connecticut	Kerry Bascom (Connecticut)
1989-90	Connecticut/Providence	Providence	Andrea Mangum (Providence)
1990-91	Connecticut	Connecticut	Meghan Pattison (Connecticut)
1991-92	Miami	Miami	Frances Savage (Miami)
1992-93	Miami/Georgetown	Miami	Vicki Plowden (Miami)
1993-94	Connecticut	Connecticut	Rebecca Lobo (Connecticut)
1994-95	Connecticut	Connecticut	Kara Wolters (Connecticut)
1995-96	Providence/Miami/Syracuse/Seton Hall (BE 7)	Connecticut	Kara Wolters (Connecticut)
1996-97	Georgetown (BE 7)	Connecticut	Nykesha Sales (Connecticut)

Year	Regular Season	Tournament	Tournament MOP
1997-98	Rutgers (BE 7)	Connecticut	Rita Williams (Connecticut)
1998-99	Connecticut/Rutgers	Connecticut	Shea Ralph (Connecticut)
1999-00	Connecticut	Connecticut	Tamika Williams (Connecticut)
2000-01	Notre Dame/Connecticut	Connecticut	Diana Taurasi (Connecticut)
2001-02	Connecticut	Connecticut	Asjha Jones (Connecticut)
2002-03	Connecticut	Villanova	Trish Juhline (Villanova)
2003-04	Connecticut	Boston College	Jessalyn Deveny (Boston College)
2004-05	Rutgers	Connecticut	Barbara Turner (Connecticut)
2005-06	Rutgers	Connecticut	Ann Strother (Connecticut)
2006-07	Connecticut	Rutgers	Matee Ajavon (Rutgers)
2007-08	Connecticut	Connecticut	Charde Houston (Connecticut)
2008-09	Connecticut	Connecticut	Maya Moore (Connecticut)
2009-10	Connecticut	Connecticut	Kalana Greene (Connecticut)
2010-11	Connecticut	Connecticut	Maya Moore (Connecticut)
2011-12	Notre Dame	Connecticut	Kaleena Mosqueda-Lewis (Connecticut)
2012-13	Notre Dame	Notre Dame	Kayla McBride (Notre Dame)
2013-14	DePaul	DePaul	Jasmine Penny (DePaul)

YEAR-BY-YEAR AWARD WINNERS

Year	Player of the Year
2013-14	Marissa Janning (Creighton)
2012-13	Skylar Diggins (Notre Dame)
2011-12	Skylar Diggins (Notre Dame)
2010-11	Maya Moore (Connecticut)
2009-10	Tina Charles (Connecticut)
2008-09	Maya Moore (Connecticut)
2007-08	Maya Moore (Connecticut)
2006-07	Angel McCoughtry (Louisville)
2005-06	Cappie Pondexter (Rutgers)
2004-05	Jacqueline Batteast (Notre Dame)
2003-04	Diana Taurasi (Connecticut)
2002-03	Diana Taurasi (Connecticut)
2001-02	Sue Bird (Connecticut)
2000-01	Ruth Riley (Notre Dame)
1999-00	Shea Ralph (Connecticut)
1998-99	Svetlana Abrosimova (Connecticut)
1997-98	Nykesha Sales (Connecticut)
1996-97	Kara Wolters (Connecticut)
1995-96	Jennifer Rizzotti (Connecticut)
1994-95	Rebecca Lobo (Connecticut)
1993-94	Rebecca Lobo (Connecticut)
1992-93	Kris Witfill (Georgetown)
1991-92	Frances Savage (Miami)
1990-91	Kerry Bascom (Connecticut)
1989-90	Kerry Bascom (Connecticut)
1988-89	Kerry Bascom (Connecticut)
1987-88	Lisa Angelotti (Villanova)
1986-87	Shelly Pennefather (Villanova)
1985-86	Shelly Pennefather (Villanova)
1984-85	Shelly Pennefather (Villanova)
1983-84	Jennifer Bruce (Pittsburgh)
1982-83	Debbie Beckford (St. John's)

Year	Coach of the Year
2013-14	Doug Bruno (DePaul)
2012-13	Muffet McGraw (Notre Dame)
2011-12	Kim Barnes Arico (St. John's)
2010-11	Geno Auriemma (Connecticut)
2009-10	Geno Auriemma (Connecticut)
2008-09	Geno Auriemma (Connecticut)
2007-08	Geno Auriemma (Connecticut)
2006-07	Terri Mitchell (Marquette)
2005-06	Kim Barnes Arico (St. John's)
2004-05	C. Vivian Stringer (Rutgers)
2003-04	Mike Carey (West Virginia)
2002-03	Geno Auriemma (Connecticut)
2001-02	Geno Auriemma (Connecticut)
2000-01	Muffet McGraw (Notre Dame)
1999-00	Geno Auriemma (Connecticut)
1998-99	Cathy Inglesse (Boston College)
1997-98	C. Vivian Stringer (Rutgers)
1996-97	Geno Auriemma (Connecticut)
1995-96	Harry Perretta (Villanova)
1994-95	Geno Auriemma (Connecticut)
1993-94	Phyllis Mangina (Seton Hall)
1992-93	Patrick Knapp (Georgetown)
1991-92	Ferne Labati (Miami)
1990-91	Joe Mullaney, Jr. (St. John's)
1989-90	Phyllis Mangina (Seton Hall)
1988-89	Geno Auriemma (Connecticut)
1987-88	Barbara Jacobs (Syracuse)
1986-87	Harry Perretta (Villanova)
1985-86	Bob Foley (Providence)
1984-85	Margo Plotzke (Boston College)
1983-84	Judy Saurer (Pittsburgh)
1982-83	Don Perrelli (St. John's)

Year	Freshman (Rookie) of the Year
2013-14	Natalie Butler (Georgetown)
2012-13	Jewell Loyd (Notre Dame)
2011-12	Kaleena Mosqueda-Lewis (Connecticut)
2010-11	Bria Hartley (Connecticut)
2009-10	Sugar Rodgers (Georgetown)
2008-09	Da'Shena Stevens (St. John's)
2007-08	Maya Moore (Connecticut)
2006-07	Tina Charles (Connecticut)
2005-06	Renee Montgomery (Connecticut)
2004-05	Matee Ajavon (Rutgers)
^ 2003-04	Meg Bulger (West Virginia)
2002-03	Cappie Pondexter (Rutgers)
2001-02	Jacqueline Batteast (Notre Dame)
2000-01	Rebekkah Brunson (Georgetown)
1999-00	Alicia Ratay (Notre Dame)
1998-99	Tamika Williams (Connecticut)
1997-98	Natasha Pointer (Rutgers)
1996-97	Shea Ralph (Connecticut)
1995-96	Kimberly Smith (Georgetown)
1994-95	Nykesha Sales (Connecticut)
1993-94	Holly Porter (Boston College)
1992-93	Holly Rilinger (Miami)
1991-92	Jennifer Rizzotti (Connecticut)
1990-91	Jonna Huemrich (Pittsburgh)
1989-90	Sarah Behn (Boston College)
*1988-89	Tracy Lis (Providence)
1987-88	Laura Lishness (Connecticut)
1986-87	Kris Lamb (Connecticut)
1985-86	Geraldine Saintilus (Seton Hall)
1984-85	Felisha Legette (Syracuse)
1983-84	Shelly Pennefather (Villanova)
1982-83	Ann Marie McNamee (St. John's)
^ - Rookie of the Year was changed to Freshman of the Year in 2003-04	
* - Freshman of the Year was changed to Rookie of the Year in 1988-89	

Year	Scholar-Athlete of the Year
2013-14	Katherine Plouffe (Marquette)
2012-13	Anna Martin (DePaul)
2011-12	Da'Shena Stevens (St. John's)
2010-11	Maya Moore (Connecticut)
2009-10	Maya Moore (Connecticut)
2008-09	Jill Stephens (Cincinnati)
2007-08	Allie Quigley (DePaul)
2006-07	Jenna Rubino (DePaul)
2005-06	Megan Duffy (Notre Dame)
2004-05	Ashley Bush (Seton Hall)
2003-04	Courtney Mix (Villanova)
2002-03	Alicia Ratay (Notre Dame)
2001-02	Nicole Conway (Boston College)
2000-01	Ruth Riley (Notre Dame)
1999-00	Cal Bouchard (Boston College)
1998-99	Rebecca Sturbridge (West Virginia)
1997-98	Raquel Nurse (Syracuse)
1996-97	Kristyn Cool (Syracuse)
1995-96	Jennifer Rizzotti (Connecticut)
1994-95	Rebecca Lobo (Connecticut)
1993-94	Rebecca Lobo (Connecticut)
1992-93	Erin Kenneally (Syracuse)
1991-92	Wendy Davis (Connecticut)
1990-91	Carla Wenger (Boston College)
1989-90	Angela Alson (Syracuse)
1988-89	Geraldine Saintilus (Seton Hall)
1987-88	Veria Jones (Syracuse)
1986-87	Kathy Sweet (Boston College)
1985-86	Joan Powers (Providence)

Year	Most Improved Award
2013-14	Tabatha Richardson-Smith (Seton Hall)
2012-13	Kelly Faris (Connecticut)
2011-12	Brittany Hrynko (DePaul)
2010-11	Jasmine Wynne (USF)
2009-10	Natalie Novosel (Notre Dame)
2008-09	Monique Reid (Louisville)
2007-08	Laura Kurz (Villanova)
2006-07	Sarah Miles (West Virginia)
2005-06	Epiphany Prince (Rutgers)
2004-05	Shavonte Zellous (Pittsburgh)
2003-04	Mel Thomas (Connecticut)
2002-03	Michelle Campbell (Rutgers)
2001-02	Megan Duffy (Notre Dame)
2000-01	Jessalyn Deveny (Boston College)
1999-00	Ieva Kublina (Virginia Tech)
1998-99	Kelley Siemon (Notre Dame)
1997-98	Jamie Courmoyer (Boston College)
1996-97	Alissa Murphy (Boston College)

2013-14

First Team: Marissa Janning (Creighton), Brittany Hrynko (DePaul), Jasmine Penny (DePaul), Katherine Plouffe (Marquette), Aliyah Handford (St. John's), Ka-Deidre Simmons (Seton Hall), Devon Kane (Villanova)
Second Team: Daress McClung (Butler), McKenzie Fujan (Creighton), Sarah Nelson (Creighton), Natalie Butler (Georgetown), Andrea White (Georgetown), Alexis Harris (Providence), Tabatha Richardson-Smith (Seton Hall)
Honorable Mention: Megan Rogowski (DePaul), Liz Stratman (Butler), Amber Thompson (St. John's)
All-Freshman Team: Jessica January (DePaul), Natalie Butler (Georgetown), Faith Woodard (Georgetown), Sarah Beat (Providence), Jade Walker (St. John's), Sidney Cook (Seton Hall), Maddison Blackwell (Xavier)
Coach of the Year: Doug Bruno (DePaul)
Player of the Year: Marissa Janning (Creighton)
Defensive Player of the Year: Liz Stratman (Butler)
Sixth-Man Award: Caroline Coyer (Villanova)
Most Improved: Tabatha Richardson-Smith (Seton Hall)
Freshman of the Year: Natalie Butler (Georgetown)
Sportsmanship Award: Eugenia McPherson (St. John's)
Scholar-Athlete of the Year: Katherine Plouffe (Marquette)

2012-13

First Team: Stefanie Dolson (UConn), Kaleena Mosqueda-Lewis (UConn), Brittany Hrynko (DPU), Sugar Rodgers (GU), Shoni Schimmel (UofL), Natalie Achonwa (ND), Skylar Diggins (ND), Kayla McBride (ND), Nadirah McKenith (STJ), Sheneka Smith (STJ), Andrea Smith (USF), Kayla Alexander (SU)
Second Team: Dayeesha Hollins (UC), Kelly Farris (UConn), Katherine Harry (DPU), Anna Martin (DPU), Antonia Slaughter (UofL), Katherine Plouffe (MU), Symone Roberts (PC), Brittany Morris (SHU), Andrell Smith (USF), Laura Sweeney (VU)
Honorable Mention: Bria Hartley (UConn), Breanna Stewart (UConn), Jewell Loyd (ND), Brianna Kiesel (Pitt), Erica Wheeler (RU)
All-Freshman Team: Moriah Jefferson (UConn), Breanna Stewart (UConn), Chanise Jenkins (DPU), Brooklyn Pumroy (MU), Jewell Loyd (ND), Aliyah Handford (STJ), Kahleah Copper (RU), Brianna Butler (SU), Brittney Sykes (SU), Alisia Jenkins (USF)
Coach of the Year: Muffet McGraw (ND)
Player of the Year: Skylar Diggins (ND)
Defensive Player of the Year: Kelly Faris (UConn)
Sixth-Man Award: Carmen Tyson-Thomas (SU)
Most Improved: Kelly Faris (UConn), Brittany Hrynko (DPU)
Freshman of the Year: Jewell Loyd (ND)
Sportsmanship Award: Anna Martin (DPU)
Scholar-Athlete of the Year: Anna Martin (DPU)

2011-12

First Team: Bria Hartley (Connecticut), Tiffany Hayes (Connecticut), Anna Martin (DePaul), Sugar Rodgers (Georgetown), Shoni Schimmel (Louisville), Skylar Diggins (Notre Dame), Natalie Novosel (Notre Dame), Devereaux Peters (Notre Dame), Khadijah Rushdan (Rutgers), Sheneka Smith (St. John's), Asya Bussie (West Virginia)
Second Team: Dayeesha Hollins (Cincinnati), Kaleena Mosqueda-Lewis (Connecticut), April Sykes (Rutgers), Nadirah McKenith (St. John's), Da'Shena Stevens (St. John's), Jasmine Crew (Seton Hall), Jasmine Wynne (USF), Kayla Alexander (Syracuse), Iasia Hemingway (Syracuse), Laura Sweeney (Villanova)
Honorable Mention: Stefanie Dolson (Connecticut), Katherine Harry (DePaul), Tia Magee (Georgetown), Katherine Plouffe (Marquette), Monique Oliver (Rutgers), Christal Caldwell (West Virginia)
All-Freshman Team: Kaleena Mosqueda-Lewis (Connecticut), Kiah Stokes (Connecticut), Brittany Hrynko (DePaul), Bria Smith (Louisville), Arlesia Morse (Marquette), Brianna Kiesel (Pittsburgh), Bethnij Laney (Rutgers), Amber Thompson (St. John's), Lauren Burford (Villanova), Linda Stepany (West Virginia)
Coach of the Year: Kim Barnes Arico (St. John's)
Player of the Year: Skylar Diggins (Notre Dame)
Defensive Player of the Year: Devereaux Peters (Notre Dame)
Sixth-Man Award: Kaleena Mosqueda-Lewis (Connecticut)
Most Improved: Jasmine Wynne (USF)
Freshman of the Year: Kaleena Mosqueda-Lewis (Connecticut)
Sportsmanship Award: Deanna Ortiz (DePaul), Da'Shena Stevens (St. John's)
Scholar-Athlete of the Year: Da'Shena Stevens (St. John's)

2010-11

First Team: Tiffany Hayes (Connecticut), Maya Moore (Connecticut), Keisha Hampton (DePaul), Sugar Rodgers (Georgetown), Monique Reid (Louisville), Angel Robinson (Marquette), Skylar Diggins (Notre Dame), Natalie Novosel (Notre Dame), Devereaux Peters (Notre Dame), Kayla Alexander (Syracuse), Liz Repella (West Virginia)
Second Team: Bria Hartley (Connecticut), Sam Quigley (DePaul), Tatiyana Morris (Marquette), Taneisha Harrison (Pittsburgh), Monique Oliver (Rutgers), Khadijah Rushdan (Rutgers), April Sykes (Rutgers), Sheneka Smith (St. John's), Da'Shena Stevens (St. John's), Andrea Smith (USF), Madina Ali (West Virginia)
Honorable Mention: Kelly Farris (Connecticut), Felicia Chester (DePaul), Monica McNutt (Georgetown), Shoni Schimmel (Louisville), Chelsea Cole (Pittsburgh), Iasia Hemingway (Syracuse)
All-Freshman Team: Kayla Cook (Cincinnati), Jeanise Randolph (Cincinnati), Stefanie Dolson (Connecticut), Bria Hartley (Connecticut), Shoni Schimmel (Louisville), Sherrone Vails (Louisville), Katherine Plouffe (Marquette), Natalie Achonwa (Notre Dame), Lauren Okafor (Providence), Ka-Deidre Simmons (Seton Hall)
Coach of the Year: Geno Auriemma (Connecticut)
Player of the Year: Maya Moore (Connecticut)
Defensive Player of the Year: Devereaux Peters (Notre Dame)
Sixth-Man Award: Taylor Pikes (DePaul)
Most Improved: Natalie Novosel (Notre Dame)
Freshman of the Year: Bria Hartley (Connecticut)
Sportsmanship Award: Shelly Bellman (Cincinnati), Sam Quigley (DePaul)
Scholar-Athlete of the Year: Maya Moore (Connecticut)

2009-10

First Team: Tina Charles (Connecticut), Kalana Greene (Connecticut), Jessica Lawson (USF), Chelsea Marandola (Providence), Nicole Michael (Syracuse), Maya Moore (Connecticut), Monique Reid (Louisville), Liz Repella (West Virginia), Sugar Rodgers (Georgetown), Lindsay Schrader (Notre Dame), Da'Shena Stevens (St. John's)
Second Team: Ashley Barlow (Notre Dame), Skylar Diggins (Notre Dame), Keisha Hampton (DePaul), Tiffany Hayes (Connecticut), Monica McNutt (Georgetown), Sarah Miles (West Virginia), Sam Quigley (DePaul), Brittany Ray (Rutgers), Angel Robinson (Marquette), Kahla Roudebush (Cincinnati)
Honorable Mention: Korinne Campbell (West Virginia), Chelsea Cole (Pittsburgh), Maria Getty (Villanova), Jania Sims (Pittsburgh)
All-Freshman Team: Kayla Alexander (Syracuse), Asya Bussie (West Virginia), Skylar Diggins (Notre Dame), Kelly Faris (Connecticut), Katherine Harry (DePaul), Nadirah McKenith (St. John's), Sugar Rodgers (Georgetown), KaNeisha Saunders (USF), Sarina Simmons (Marquette), Sheneka Smith (St. John's), Laura Sweeney (Villanova), Carmen Tyson-Thomas (Syracuse)
Co-Coaches of the Year: Geno Auriemma (Connecticut) and Mike Carey (West Virginia)
Player of the Year: Tina Charles (Connecticut)
Defensive Player of the Year: Sarah Miles (West Virginia)
Sixth-Man Award: Laura Sweeney (Villanova)
Most Improved: Monique Reid (Louisville)
Freshman of the Year: Sugar Rodgers (Georgetown)
Sportsmanship Award: Maria Getty (Villanova)
Scholar-Athlete of the Year: Maya Moore (Connecticut)

2008-09

First Team: Candyce Bingham (Louisville), Tina Charles (Connecticut), Shantia Grace (USF), Chandra Jones (Syracuse), Laura Kurz (Villanova), Angel McCoughtry (Louisville), Renee Montgomery (Connecticut), Maya Moore (Connecticut), Epiphany Prince (Rutgers), Lindsay Schrader (Notre Dame), Shavonte Zellous (Pittsburgh)
Second Team: Ashley Barlow (Notre Dame), Takisha Granberry (West Virginia), Monique McLean (St. John's), Deirdre Naughton (DePaul), Liz Repella (West Virginia), Angel Robinson (Marquette), Kahla Roudebush (Cincinnati), Xenia Stewart (Pittsburgh), Natasha Williams (DePaul), Noteisha Womack (Seton Hall)
Honorable Mention: Krystal Ellis (Marquette), Karee Houlette (Georgetown), Nicole Michael (Syracuse), Kia Vaughn (Rutgers)
All-Freshman Team: Kandice Green (Seton Hall), Keisha Hampton (DePaul), Tiffany Hayes (Connecticut), Natalie Novosel (Notre Dame), Jessica Pachko (Marquette), Monique Reid (Louisville), Shanasa Sanders (Cincinnati), Erica Solomon (Notre Dame), Da'Shena Stevens (St. John's), Shawnee Wilson (Pittsburgh)
Co-Coaches of the Year: Geno Auriemma (Connecticut) and Harry Perretta (Villanova)
Player of the Year: Maya Moore (Connecticut)
Defensive Player of the Year: Angel McCoughtry (Louisville)
Sixth-Man Award: China Threatt (DePaul)
Co-Most Improved: Laura Kurz (Villanova) and Sarah Miles (West Virginia)
Freshman of the Year: Da'Shena Stevens (St. John's)
Sportsmanship Award: Renee Montgomery (Connecticut)
Scholar-Athlete of the Year: Jill Stephens (Cincinnati)

All-Time All-Conference

AWARD WINNERS

2007-08

First Team: Matee Ajavon (Rutgers), Charel Allen (Notre Dame), Tina Charles (Connecticut), Krystal Ellis (Marquette), Angel McCoughtry (Louisville), Renee Montgomery (Connecticut), Maya Moore (Connecticut), Epiphanny Prince (Rutgers), Allie Quigley (DePaul), Olayinka Sanni (West Virginia), Shavonte Zellous (Pittsburgh).

Second Team: Candyce Bingham (Louisville), Meg Bulger (West Virginia), Essence Carson (Rutgers), Shantia Grace (USF), Chandra Jones (Syracuse), Laura Kurz (Villanova), LaQuita Owens (West Virginia), Kia Vaughn (Rutgers), Mercedes Walker (Pittsburgh), Kia Wright (St. John's).

Honorable Mention: Ashley Barlow (Notre Dame), Kieraah Marlow (Georgetown), Nicole Michael (Syracuse), Deirdre Naughton (DePaul), Lindsay Schrader (Notre Dame), Ketia Swanier (Connecticut).

All-Freshman Team: Chelsea Cole (Pittsburgh), Lorin Dixon (Connecticut), Mi-Khida Hankins (Providence), Tasha Harris (Syracuse), Taneisha Harrison (Pittsburgh), Sky Lindsay (St. John's), Brittany Mallory (Notre Dame), Maya Moore (Connecticut), Erica Morrow (Syracuse), Devereaux Peters (Notre Dame), Angel Robinson (Marquette), Ebonie Williams (Seton Hall).

Co-Coaches of the Year – Geno Auriemma (Connecticut) and Quentin Hillsman (Syracuse)

Player of the Year – Maya Moore (Connecticut)

Defensive Player of the Year - Essence Carson (Rutgers)

Sixth-Man Award – Ketia Swanier (Connecticut)

Most Improved – Epiphanny Prince (Rutgers)

Freshman of the Year – Maya Moore (Connecticut)

Sportsmanship Award – Meg Bulger (West Virginia)

Scholar-Athlete of the Year – Allie Quigley (DePaul)

2006-07

First Team: Charel Allen (Notre Dame), Essence Carson (Rutgers), Jessica Dickson (USF), Krystal Ellis (Marquette), Angel McCoughtry (Louisville), Renee Montgomery (Connecticut), Christina Quaye (Marquette), Olayinka Sanni (West Virginia), Kia Vaughn (Rutgers), Mercedes Walker (Pittsburgh), Shavonte Zellous (Pittsburgh).

Second Team: Matee Ajavon (Rutgers), Tina Charles (Connecticut), Shantia Grace (USF), Kalana Greene (Connecticut), Charde Houston (Connecticut), Chelsea Marandola (Providence), Kieraah Marlow (Georgetown), LaQuita Owens (West Virginia), Allie Quigley (DePaul), Kia Wright (St. John's)

Honorable Mention: Chakhia Cole (West Virginia), Jazz Covington (Louisville), Monique McLean (St. John's), Nicole Michael (Syracuse), Elzbieta Mukosiej (Seton Hall), Caprice Smith (DePaul).

All-Freshman Team: Ashley Barlow (Notre Dame), Tina Charles (Connecticut), Kendria Holmes (Providence), Carla Jacobs (Cincinnati), Melissa Lechlinter (Notre Dame), Kaili McLaren (Connecticut), Nicole Michael (Syracuse), Epiphanny Prince (Rutgers), Brittany Ray (Rutgers), Jania Sims (Pittsburgh), Erica Williamson (Notre Dame).

Coach of the Year – Terri Mitchell (Marquette)

Player of the Year – Angel McCoughtry (Louisville)

Defensive Player of the Year - Essence Carson (Rutgers)

Most Improved – Shavonte Zellous (Pittsburgh)

Freshman of the Year – Tina Charles (Connecticut)

Sportsmanship Award – Jenna Rubino (DePaul)

Scholar-Athlete of the Year – Jenna Rubino (DePaul)

2005-06

First Team: Matee Ajavon (Rutgers), Angela Clark (St. John's), Jazz Covington (Louisville), Jessica Dickson (USF), Megan Duffy (Notre Dame), Cappie Pondexter (Rutgers), Khara Smith (DePaul), Ann Strother (Connecticut), Liad Suez-Kami (Villanova), Mercedes Walker (Pittsburgh), Kia Wright (St. John's).

Second Team: Meg Bulger (West Virginia), Essence Carson (Rutgers), Treasure Humphries (Cincinnati), Carolyn Kieger (Marquette), Kieraah Marlow (Georgetown), Christina Quaye (Marquette), Allie Quigley (DePaul), Jenna Rubino (DePaul), Vaida Sipaviciute (Syracuse), Barbara Turner (Connecticut), Mallorie Winn (Pittsburgh).

Honorable Mention: Monique Blake (Seton Hall), Charde Houston (Connecticut), Mel Thomas (Connecticut).

All-Freshman Team: Shelly Bellman (Cincinnati), Krystal Ellis (Marquette), Chelsea Marandola (Providence), Angel McCoughtry (Louisville), Renee Montgomery (Connecticut).

Coach of the Year - Kim Barnes Arico (St. John's)

Player of the Year - Cappie Pondexter (Rutgers)

Defensive Player of the Year - Essence Carson (Rutgers)

Most Improved - Mel Thomas (Connecticut)

Freshman of the Year - Renee Montgomery (Connecticut)

Sportsmanship Award - Carolyn Kieger (Marquette)

Scholar-Athlete of the Year – Megan Duffy (Notre Dame)

2004-05

First Team: Meg Bulger (West Virginia), Jacqueline Batteast (Notre Dame), Jessalyn Deveny (Boston College), Megan Duffy (Notre Dame), Cappie Pondexter (Rutgers), Ann Strother (Connecticut).

Second Team: Jackie Adamshick (Villanova), Matee Ajavon (Rutgers), Yolanda Paige (West Virginia), Liad Suez (Villanova), Kia Wright (St. John's).

Third Team: Ashley Bush (Seton Hall), Michelle Campbell (Rutgers), Clare Drosch (Boston College), Charde Houston (Connecticut), Chelsea Newton (Rutgers).

Honorable Mention: Jessica Moore (Connecticut), Barbara Turner (Connecticut), Mercedes Walker (Pittsburgh)

All-Freshman Team: Matee Ajavon (Rutgers), Charel Allen (Notre Dame), Charde Houston (Connecticut), Kieraah Marlow (Georgetown), Mercedes Walker (Pittsburgh).

Coach of the Year: C. Vivian Stringer (Rutgers)

Player of the Year: Jacqueline Batteast (Notre Dame)

Defensive Player of the Year: Chelsea Newton (Rutgers)

Most Improved: Michelle Campbell (Rutgers)

Freshman of the Year: Matee Ajavon (Rutgers)

Sportsmanship Award: Jen Hilgenberg (Villanova)

Scholar-Athlete of the Year – Ashley Bush (Seton Hall)

2003-04

First Team: Jacqueline Batteast (Notre Dame), Rebekkah Brunson (Georgetown), Jessalyn Deveny (Boston College), Tamara James (Miami), Cappie Pondexter (Rutgers), Diana Taurasi (Connecticut).

Second Team: Kate Bulger (West Virginia), Amber Jacobs (Boston College), Ieva Kublina (Virginia Tech), Courtney Mix (Villanova), Barbara Turner (Connecticut).

Third Team: Chanivia Broussard (Miami), Julie McBride (Syracuse), Yolanda Paige (West Virginia), Ann Strother (Connecticut), Liad Suez (Villanova).

Honorable Mention: Megan Duffy (Notre Dame), Latoya Kincaid (Pittsburgh), Yolanda McCormick (Miami).

All-Freshman Team: Monique Blake (Seton Hall), Meg Bulger (West Virginia), Angie Clark (St. John's), Lauren Kohn (Syracuse), Heta Korpivaara (Seton Hall), Liz Sherwood (Connecticut).

Coach of the Year: Mike Carey (West Virginia)

Player of the Year: Diana Taurasi (Connecticut)

Defensive Player of the Year: Rebekkah Brunson (Georgetown)

Most Improved: Megan Duffy (Notre Dame)

Freshman of the Year: Meg Bulger (West Virginia)

Sportsmanship Award: Sherri Brown (St. John's)

Scholar-Athlete of the Year – Courtney Mix (Villanova)

2002-03

First Team: Rebekkah Brunson (Georgetown), Becky Gottstein (Boston College), Trish Juhline (Villanova), Ieva Kublina (Virginia Tech), Cappie Pondexter (Rutgers), Diana Taurasi (Connecticut).

Second Team: Jacqueline Batteast (Notre Dame), Katie Davis (Villanova), Jessalyn Deveny (Boston College), Tamara James (Miami), Julie McBride (Syracuse).

Third Team: Kate Bulger (West Virginia), Mauri Horton (Rutgers), Shannon Perry (Syracuse), Laine Selwyn (Pittsburgh), Ann Strother (Connecticut).

Honorable Mention: Amber Jacobs (Boston College), Courtney Mix (Villanova), Alicia Ratay (Notre Dame), Brianne Stepherson (Boston College).

All-Rookie: Tamara James (Miami), Courtney LaVere (Notre Dame), Carrie Mason (Virginia Tech), Cappie Pondexter (Rutgers), Ann Strother (Connecticut), Barbara Turner (Connecticut).

Coach of the Year: Geno Auriemma (Connecticut)

Player of the Year: Diana Taurasi (Connecticut)

Defensive Player of the Year: Ashley Battle (Connecticut)

Most Improved: Jessalyn Deveny (Boston College)

Rookie of the Year: Cappie Pondexter (Rutgers)

Sportsmanship Award: Leslie Ardon (Seton Hall)

Scholar-Athlete of the Year – Alicia Ratay (Notre Dame)

2001-02

First Team: Sue Bird (Connecticut), Swin Cash (Connecticut), Asjha Jones (Connecticut), Trish Juhline (Villanova), Alicia Ratay (Notre Dame), Diana Taurasi (Connecticut).

Second Team: Jacqueline Batteast (Notre Dame), Chanivia Broussard (Miami), Kate Bulger (West Virginia), Ieva Kublina (Virginia Tech), Brianne Stepherson (Boston College).

Third Team: Davalyn Cunningham (Rutgers), Sarah Hicks (Virginia Tech), Jaime James (Syracuse), Julie McBride (Syracuse), Tamika Williams (Connecticut).

Honorable Mention: Rebekkah Brunson (Georgetown), Nicole Conway (Boston College), Mimi Riley (Villanova), Meghan Saake (Miami), Laine Selwyn (Pittsburgh).

All-Rookie Team: Jacqueline Batteast (Notre Dame), Clare Drosch (Boston College), Mary Lisicky (Georgetown), Yolanda Paige (West Virginia), Jessica Simmonds (Providence), Sherell Sowho (West Virginia).

Coach of the Year: Geno Auriemma (Connecticut)

Player of the Year: Sue Bird (Connecticut)

Defensive Player of the Year: Meghan Saake (Miami)

Most Improved Player: Ieva Kublina (Virginia Tech)

Rookie of the Year: Jacqueline Batteast (Notre Dame)

Sportsmanship Award: Mimi Riley (Villanova)

Scholar-Athlete of the Year – Nicole Conway (Boston College)

All-Time All-Conference

AWARD WINNERS

2000-01

First Team: Svetlana Abrosimova (Connecticut), Sue Bird (Connecticut), Niele Ivey (Notre Dame), Ruth Riley (Notre Dame), Tasha Pointer (Rutgers).

Second Team: Swin Cash (Connecticut), Becky Gottstein (Boston College), Shea Ralph (Connecticut), Katie Smrcka-Duffy (Georgetown), Tere Williams (Virginia Tech).

Third Team: Brandi Barnes (Villanova), Arminda Moreno (Seton Hall), Alicia Ratay (Notre Dame), Beth Record (Syracuse), Tammy Sutton-Brown (Rutgers).

Honorable Mention: Davalyn Cunningham (Rutgers), Trish Juhline (Villanova), Kelley Siemon (Notre Dame).

All-Rookie Team: Chanivia Broussard (Miami), Rebekkah Brunson (Georgetown), Kate Bulger (West Virginia), Amber Jacobs (Boston College), Diana Taurasi (Connecticut).

Coach of the Year: Muffet McGraw (Notre Dame)

Player of the Year: Ruth Riley (Notre Dame)

Defensive Player of the Year: Ruth Riley (Notre Dame)

Most Improved Player: Kelley Siemon (Notre Dame)

Rookie of the Year: Rebekkah Brunson (Georgetown)

Scholar-Athlete of the Year – Ruth Riley (Notre Dame)

1999-00

First Team: Svetlana Abrosimova (Connecticut), Cal Bouchard (Boston College), Shea Ralph (Connecticut), Ruth Riley (Notre Dame), Shawnetta Stewart (Rutgers).

Second Team: Sue Bird (Connecticut), Niele Ivey (Notre Dame), Tasha Pointer (Rutgers), Jenea Skeeters (Villanova), Katie Smrcka-Duffy (Georgetown).

Third Team: Swin Cash (Connecticut), Jamie Courmoyer (Boston College), Alissa Murphy (Boston College), Beth Record (Syracuse), Tamika Williams (Connecticut).

All-Rookie Team: Trish Juhline (Villanova), Kennitra Johnson (Connecticut), Shannon Perry (Syracuse), Alicia Ratay (Notre Dame), Mandy Wittenmyer (Pittsburgh).

Coach of the Year: Geno Auriemma (Connecticut), Traci Waites (Pittsburgh)

Player of the Year: Shea Ralph (Connecticut)

Defensive Player of the Year: Ruth Riley (Notre Dame)

Most Improved Player: Jamie Courmoyer (Boston College)

Rookie of the Year: Alicia Ratay (Notre Dame)

Scholar-Athlete of the Year – Cal Bouchard (Boston College)

1998-99

First Team: Svetlana Abrosimova (Connecticut), Kym Hope (Miami), Tasha Pointer (Rutgers), Ruth Riley (Notre Dame), Shawnetta Stewart (Rutgers).

Second Team: Katie Smrcka-Duffy (Georgetown), Sheila McMillen (Notre Dame), Alissa Murphy (Boston College), Shea Ralph (Connecticut), Tomora Young (Rutgers).

Third Team: Ebony Dickinson (St. John's), Niele Ivey (Notre Dame), Jennifer Jordan (Miami), Paula Moore (Syracuse), Tammy Sutton-Brown (Rutgers).

All-Rookie Team: Becky Gottstein (Boston College), Jaime James (Syracuse), Asjha Jones (Connecticut), Brianne Stepherson (Boston College), Tamika Williams (Connecticut).

Coach of the Year: Cathy Inglesse (Boston College)

Player of the Year: Svetlana Abrosimova (Connecticut)

Defensive Player of the Year: Ruth Riley (Notre Dame)

Most Improved Player: Alissa Murphy (Boston College)

Rookie of the Year: Tamika Williams (Connecticut)

Scholar-Athlete of the Year – Rebecca Sturbridge (West Virginia)

1997-98

First Team: Cal Bouchard (Boston College), Octavia Blue (Miami), Kym Hope (Miami), Nykesha Sales (Connecticut), Tomora Young (Rutgers).

Second Team: Svetlana Abrosimova (Connecticut), Teakya Barnes (Syracuse), Jenn Beisel (Villanova), Danielle Golay (Seton Hall), Natasha Pointer (Rutgers), Rita Williams (Connecticut).

Third Team: Jenny Higgins (Villanova), Mollie Peirick (Notre Dame), Paige Sauer (Connecticut), Whitney Steele (Boston College), Sylita Thomas (Georgetown).

All-Rookie Team: Svetlana Abrosimova (Connecticut), Jen Gombotz (Providence), Linda Miles (Rutgers), Natasha Pointer (Rutgers), Ruth Riley (Notre Dame).

Coach of the Year: C. Vivian Stringer (Rutgers)

Player of the Year: Nykesha Sales (Connecticut)

Defensive Player of the Year: Nykesha Sales (Connecticut)

Most Improved Player: Jenny Higgins (Villanova)

Rookie of the Year: Natasha Pointer (Rutgers)

Scholar-Athlete of the Year – Raquel Nurse (Syracuse)

1996-97

First Team: Katryna Gaither (Notre Dame), Holly Porter (Boston College), Kara Wolters (Connecticut), Beth Morgan (Notre Dame), Nykesha Sales (Connecticut).

Second Team: Ebiho Ahonkhai (Georgetown), Nadine Malcolm (Providence), Dana Wynne (Seton Hall), Talisha Hargis (West Virginia), Carla Berube (Connecticut).

Third Team: Octavia Blue (Miami), Desma Thomas (Miami), Maria Tchobanova (West Virginia), Kerri Chatten (Providence), Tomora Young (Rutgers).

All-Rookie Team: Cal Bouchard (Boston College), Usha Gilmore (Rutgers), Paula Moore (Syracuse), Shea Ralph (Connecticut), Jenea Skeeters (Villanova).

Coach of the Year: Geno Auriemma (Connecticut)

Player of the Year: Kara Wolters (Connecticut)

Defensive Player of the Year: Nykesha Sales (Connecticut)

Most Improved Player: Kym Hope (Miami)

Rookie of the Year: Shea Ralph (Connecticut)

Scholar-Athlete of the Year – Kristyn Cool (Syracuse)

1995-96

First Team: Jennifer Rizzotti (Connecticut), Beth Morgan (Notre Dame), Kara Wolters (Connecticut), Katryna Gaither (Notre Dame), Dana Wynne (Seton Hall).

Second Team: Nadine Malcolm (Providence), Denise Dillon (Villanova), Holly Porter (Boston College), Susan Glanning (Villanova), Nykesha Sales (Connecticut).

Third Team: Octavia Blue (Miami), Ebiho Ahonkhai (Georgetown), Kristen McCory (Syracuse), Talisha Hargis (West Virginia), Liz Hanson (Rutgers).

All-Rookie Team: Sylita Thomas (Georgetown), Danielle Golay (Seton Hall), Susan Blausner (Rutgers), Kimberley Smith (Georgetown), Amanda West (Boston College).

Coach of the Year: Harry Perretta (Villanova)

Player of the Year: Jennifer Rizzotti (Connecticut)

Rookie of the Year: Kimberley Smith (Georgetown)

Scholar-Athlete of the Year – Jennifer Rizzotti (Connecticut)

1994-95

First Team: Rebecca Lobo (Connecticut), Dana Wynne (Seton Hall), Denise Dillon (Villanova), Jennifer Rizzotti (Connecticut), Tawana Jackson (St. John's).

Second Team: Dawn Johnson (Seton Hall), Jamelle Elliott (Connecticut), Kara Wolters (Connecticut), Carol Morton (Pittsburgh), Michele Thornton (Villanova).

Third Team: Holly Porter (Boston College), Jenine Joyce (Pittsburgh), Kristen McCory (Syracuse), Colleen Hanrahan (Georgetown), Kristyn Cook (Syracuse).

All-Rookie Team: Nykesha Sales (Connecticut), Kerri Chatten (Providence), Octavia Blue (Miami), Latia Howard (Pittsburgh), Sandy Mitchell (Seton Hall), Raquel Nurse (Syracuse).

Coach of the Year: Geno Auriemma (Connecticut)

Player of the Year: Rebecca Lobo (Connecticut)

Rookie of the Year: Nykesha Sales (Connecticut)

Scholar-Athlete of the Year – Rebecca Lobo (Connecticut)

1993-94

First Team: Rebecca Lobo (Connecticut), Stefanie Goettsche (Providence), Jonna Huemrich (Pittsburgh), Jodi Brooks (Seton Hall), Kerry Curran (Boston College).

Second Team: Denise Dillon (Villanova), Pam Odom (St. John's), Jamelle Elliott (Connecticut), Nadira Ricks (Georgetown), Jennifer Rizzotti (Connecticut).

Third Team: Holly Porter (Boston College), Desma Thomas (Miami), Dawn Johnson (Seton Hall), Shamona Marable (Seton Hall), Jill Colabrese (Pittsburgh), Lucie Fontanella (Providence).

All-Rookie Team: Holly Porter (Boston College), Carla Berube (Connecticut), Kara Wolters (Connecticut), Dana Wynne (Seton Hall), Mandy Saunders (Providence).

Coach of the Year: Phyllis Mangina (Seton Hall)

Player of the Year: Rebecca Lobo (Connecticut)

Rookie of the Year: Holly Porter (Boston College)

Scholar-Athlete of the Year – Rebecca Lobo (Connecticut)

1992-93

First Team: Sarah Behn (Boston College), Kris Witfill (Georgetown), Vicki Plowden (Miami), Rebecca Lobo (Connecticut), Jonna Huemrich (Pittsburgh).

Second Team: Jodi Brooks (Seton Hall), Erin Kenneally (Syracuse), Leni Wilson (Georgetown), Nikki Benedix (Villanova), Della Wilson (Miami).

Third Team: Holly Rilinger (Miami), Sonya Lewis (Providence), Pam Odom (St. John's), Turia Ransom (Pittsburgh), Lucie Fontanella (Providence).

All-Rookie Team: Jennifer Rizzotti (Connecticut), Holly Rilinger (Miami), Denise Dillon (Villanova), Jamelle Elliott (Connecticut), Lori Penrod (Providence).

Coach of the Year: Patrick Knapp (Georgetown)

Player of the Year: Kris Witfill (Georgetown)

Co-Rookies of the Year: Holly Rilinger (Miami) and Jennifer Rizzotti (Connecticut)

Scholar-Athlete of the Year – Erin Kenneally (Syracuse)

1991-92

First Team: Frances Savage (Miami), Tracy Lis (Providence), Wendy Davis (Connecticut), Vicki Plowden (Miami), Sarah Behn (Boston College).

Second Team: Leni Wilson (Georgetown), Nikki Benedix (Villanova), Cozette Ballentine (St. John's), Jonna Huemrich (Pittsburgh), Kris Witfill (Georgetown), Jeannie Hebert (Miami).

Third Team: Meghan Pattyson (Connecticut), Tina Ogden (St. John's), Stephanie Cole (Providence), Kerry Curran (Boston College), Erin Kenneally (Syracuse).

All-Rookie Team: Rebecca Lobo (Connecticut), Dawn Johnson (Seton Hall), Amanda Makarewicz (Seton Hall), Angel Lewis (Syracuse), Michele Thornton (Villanova).

Coach of the Year: Feme Labati (Miami)

Player of the Year: Frances Savage (Miami)

Rookie of the Year: Rebecca Lobo (Connecticut)

Special Achievement Award: Tracy Lis (Providence)

Scholar-Athlete of the Year – Wendy Davis (Connecticut)

1990-91

First Team: Kerry Bascom (Connecticut), Cozette Ballentine (St. John's), Lori Johnson (Pittsburgh), Tracy Lis (Providence), Shanya Evans (Providence), Laura Lishness (Connecticut).

Second Team: Sarah Behn (Boston College), Tina Ogden (St. John's), Holly Oslander (Syracuse), Margaret McKeon (St. John's), Kris Witfill (Georgetown).

Third Team: Kelley Moore (Seton Hall), Carla Wenger (Boston College), Meghan Pattyson (Connecticut), Kris Durham (Seton Hall), Wendy Davis (Connecticut).

All-Rookie Team: Jonna Huemrich (Pittsburgh), Lucie Fontanella (Providence), Jennifer Mead (Providence), Kerry Curran (Boston College), Jodi Brooks (Seton Hall).

Coach of the Year: Joe Mullaney, Jr. (St. John's)

Player of the Year: Kerry Bascom (Connecticut)

Rookie of the Year: Jonna Huemrich (Pittsburgh)

Scholar-Athlete of the Year – Carla Wenger (Boston College)

1989-90

First Team: Kerry Bascom (Connecticut), Andrea Mangum (Providence), Dottie VanCheem (Providence), Sabrina Johnson (St. John's), Shanya Evans (Providence).

Second Team: Tonya Hendrix (Syracuse), Carla Wenger (Boston College), Lorri Johnson (Pittsburgh), Sue Fritsch (Boston College), Laura Lishness (Connecticut), Kris Durham (Seton Hall).

Third Team: Tracy Lis (Providence), Connie Hurt (Pittsburgh), Kris Lamb (Connecticut), Amy LaCombe (Boston College), Sarah Behn (Boston College).

All-Rookie Team: Sarah Behn (Boston College), Kris Witfill (Georgetown), Kathy Ferrier (Connecticut), Maureen McConnell (Pittsburgh), Erin Kenneally (Syracuse), Turia Ransom (Pittsburgh).

Coach of the Year: Phyllis Mangina (Seton Hall)

Player of the Year: Kerry Bascom (Connecticut)

Rookie of the Year: Sarah Behn (Boston College)

Scholar-Athlete of the Year – Angela Alson (Syracuse)

1988-89

First Team: Helen Koskinen (Villanova), Sabrina Johnson (St. John's), Lorri Johnson (Pittsburgh), Kerry Bascom (Connecticut), Geraldine Saintilus (Seton Hall).

Second Team: Kris Lamb (Connecticut), Amy LaCombe (Boston College), Debbie Hartnett (Seton Hall), Andrea Mangum (Providence), Liz Lawlor (Providence).

Third Team: Shanya Evans (Providence), Sue Fritsch (Boston College), Felisha Legette (Syracuse), Tonya Hendrix (Syracuse), Leslie Bjerstedt (Boston College).

All-Rookie Team: Tracy Lis (Providence), Peggi Jewell (Georgetown), Kelley Moore (Seton Hall), Rosemary Magarity (Villanova), Meghan Pattyson (Connecticut).

Coach of the Year: Geno Auriemma (Connecticut)

Player of the Year: Kerry Bascom (Connecticut)

Rookie of the Year: Tracy Lis (Providence)

Scholar-Athlete of the Year – Geraldine Saintilus (Seton Hall)

1987-88

First Team: Sue Ludwig (Syracuse), Ann Odoy (Boston College), Renee Najarian (Connecticut), Lisa Angelotti (Villanova), Beth Knight (Georgetown).

Second Team: Lisa Smith (St. John's), Simone Courtlandt (Syracuse), Dolores Dixon (St. John's), Debbie Hartnett (Seton Hall), Doreen Ferguson (Providence).

All-Freshman Team: Sandy Litkenhaus (Villanova), Shanya Evans (Providence), Laura Lishness (Connecticut), Kerry Bascom (Connecticut), Davita Smith (Syracuse).

Coach of the Year: Barbara Jacobs (Syracuse)

Player of the Year: Lisa Angelotti (Villanova)

Freshman of the Year: Laura Lishness (Connecticut)

Scholar-Athlete of the Year – Vera Jones (Syracuse)

1986-87

First Team: Shelly Pennefather (Villanova), Lynn Tighe (Villanova), Mary Burke (Providence), Doris Sable (Providence), Renee Najarian (Connecticut).

Second Team: Felisha Legette (Syracuse), Sue Ludwig (Syracuse), Kathy Sweet (Boston College), Lisa Smith (St. John's), Lisa Angelotti (Villanova).

All-Freshman Team: Kris Lamb (Connecticut), Heidi Robbins (Connecticut), Andrea Mangum (Providence), Danene Hopson (Syracuse), Jennifer Shingler (Pittsburgh).

Coach of the Year: Harry Perretta (Villanova)

Player of the Year: Shelly Pennefather (Villanova)

Freshman of the Year: Kris Lamb (Connecticut)

Scholar-Athlete of the Year – Kathy Sweet (Boston College)

1985-86

First Team: Shelly Pennefather (Villanova), Britt King (Providence), Felisha Legette (Syracuse), Jackie Smith (St. John's), Peggy Walsh (Syracuse).

Second Team: Mary Burke (Providence), Doris Sable (Providence), Marie Grant (Boston College), Kathy Sweet (Boston College), Janice Long (Syracuse).

All-Freshman Team: Nikki Anwood (Georgetown), Geraldine Saintilus (Seton Hall), Maureen Conley (St. John's), Brenda Ginaitt (St. John's), Debbie Hartnett (Seton Hall).

Coach of the Year: Bob Foley (Providence)

Player of the Year: Shelly Pennefather (Villanova)

Freshman of the Year: Geraldine Saintilus (Seton Hall)

Scholar-Athlete of the Year – Joan Powers (Providence)

1984-85

First Team: Shelly Pennefather (Villanova), Jennifer Bruce (Pittsburgh), Maura Gill (Georgetown), Janet Roos (St. John's), Jadeane Daye (Syracuse).

Second Team: Mary Burke (Providence), Britt King (Providence), Leigh Curl (Connecticut), Toni Igrac (Syracuse), Marie Grant (Boston College).

All-Freshman Team: Felisha Legette (Syracuse), Lisa Angelotti (Villanova), Beth Knight (Georgetown), Kathy O'Reilly (Seton Hall), Ann Odoy (Boston College).

Coach of the Year: Margo Plotzke (Boston College)

Player of the Year: Shelly Pennefather (Villanova)

Freshman of the Year: Felisha Legette (Syracuse)

1983-84

First Team: Jennifer Bruce (Pittsburgh), Kathy Finn (Providence), Nancy Bernhardt (Villanova), Chris Palombi (Syracuse), Gloria Bradley (Seton Hall).

Second Team: Shelly Pennefather (Villanova), Ann Marie McNamee (St. John's), Janet Roos (St. John's), Leslie Fairbanks (Seton Hall), Diane Toliver (Georgetown).

All-Freshman Team: Shelly Pennefather (Villanova), Julie Callan (Pittsburgh), Doris Sable (Providence), Janice Long (Syracuse), Kathy Sweet (Boston College), Ann-Marie Gothard (Georgetown).

Coach of the Year: Judy Saurer (Pittsburgh)

Co-Players of the Year: Jennifer Bruce (Pittsburgh) and Kathy Finn (Providence)

Freshman of the Year: Shelly Pennefather (Villanova)

1982-83

First Team: Debbie Beckford (St. John's), Jennifer Bruce (Pittsburgh), Pam Miklasevich (Pittsburgh), Kathie Beisel (Villanova), Nancy Bernhardt (Villanova), Kathy Finn (Providence).

Honorable Mention: Kerry Phayre (Providence), Marcia Foster (Seton Hall), Anne Flannery (Syracuse).

Coach of the Year: Don Perrelli (St. John's)

Player of the Year: Debbie Beckford (St. John's)

Freshman of the Year: Ann Marie McNamee (St. John's)

2014

(1R: McGrath-Phillips Arena, Chicago, Ill.)

(QF-F: Allstate Arena, Rosemont, Ill.)

First Round:

#7 Seton Hall 88, #10 Providence 79
#8 Georgetown 56, #9 Xavier 37

Quarterfinals:

#2 St. John's #7 Seton Hall
#3 Creighton 61, #6 Butler 52
#1 DePaul 78, #8 Georgetown 54
#5 Marquette 56, #4 Villanova 53

Semifinals:

#2 St. John's 68, #3 Creighton 63 (2ot)
#1 DePaul 100, #5 Marquette 90

Final:

#1 DePaul 65, #2 St. John's 57

All Tournament Team:

Alyyah Handford (St. John's)
Brittany Hrynko (DePaul)
Sarah Nelson (Creighton)
Katherine Plouffe (Marquette)
Ka-Deirdre Simmons (Seton Hall)

Most Outstanding Player:

Jasmine Penny (DePaul)

2013 (XL Center, Hartford, Conn.)

First Round:

#12 Seton Hall 60, #13 Cincinnati 55
#10 Marquette 66, #15 Pittsburgh 43
#11 Georgetown 81, #14 Providence 61

Second Round:

#5 St. John's 51, #12 Seton Hall 45
#8 USF 42, #9 Rutgers 39
#7 DePaul 77, #10 Marquette 69
#6 Villanova 89, #11 Georgetown 58

Quarterfinals:

#4 Louisville 62, #5 St. John's 55
#1 Notre Dame 75, #8 USF 66
#2 Connecticut 94, #7 DePaul 61
#3 Syracuse 61, #6 Villanova 56

Semifinals:

#1 Notre Dame 83, #4 Louisville 59
#2 Connecticut 64, #3 Syracuse 51

Final:

#1 Notre Dame 61, #2 Connecticut 59

All-Tournament Team

Skylar Diggins, Notre Dame
Jewell Loyd, Notre Dame
Stefanie Dolson, Connecticut
Breanna Stewart, Connecticut
Kayla Alexander, Syracuse
Most Outstanding Player:
Kayla McBride, Notre Dame

2012 (XL Center, Hartford, Conn.)

First Round:

#12 Syracuse 57, #13 Providence 47
#9 USF 60, #16 Pittsburgh 59
#10 Villanova 61, #15 Seton Hall 60
#14 Marquette 54, #11 Cincinnati 51

Second Round:

#5 West Virginia 63, #12 Syracuse 48
#8 DePaul 76, #9 USF 62
#7 Louisville 63, #10 Villanova 47
#6 Rutgers 52, #14 Marquette 43

Quarterfinals:

#5 West Virginia 39, #4 Georgetown 32
#1 Notre Dame 69, #8 DePaul 54
#2 St. John's 68, #7 Louisville 61 (ot)
#3 Connecticut 49, #6 Rutgers 34

Semifinals:

#1 Notre Dame 73, #5 West Virginia 45
#3 Connecticut 74, #2 St. John's 43

Final:

#3 Connecticut 63, #1 Notre Dame 54

All-Tournament Team

Stefanie Dolson, UConn
Bria Hartley, UConn
Kayla McBride, Notre Dame
Devereaux Peters, Notre Dame
Sheneka Smith, St. John's
Most Outstanding Player:

Kaleena Mosqueda-Lewis, UConn

2011 (XL Center, Hartford, Conn.)

First Round:

#12 Pittsburgh 63, #13 USF 60
#9 Syracuse 74, #16 Seton Hall 44
#10 West Virginia 66, #15 Cincinnati 41
#11 Providence 50, #14 Villanova 52 (ot)

Second Round:

#5 Marquette 65, #12 Pittsburgh 61
#8 Georgetown 61, #9 Syracuse 60
#7 St. John's 59, #10 West Virginia 51
#6 Louisville 69, #14 Villanova 47

Quarterfinals:

#4 Rutgers 68, #5 Marquette 62
#1 Connecticut 59, #8 Georgetown 43
#2 DePaul 66, #7 St. John's 54
#3 Notre Dame 63, #6 Louisville 53

Semifinals:

#4 Rutgers 51, #1 Connecticut 75
#2 DePaul 67, #3 Notre Dame 71

Final:

#1 Connecticut 73, #3 Notre Dame 64
All-Tournament Team
Stefanie Dolson, UConn
Bria Hartley, UConn
Skylar Diggins, Notre Dame
Natalie Novosel, Notre Dame
Keisha Hampton, DePaul
Most Outstanding Player:
Maya Moore (Connecticut)

2010 (XL Center, Hartford, Conn.)

First Round:

#12 Pittsburgh 71, #13 Louisville 79
#9 Syracuse 65, #16 Seton Hall 42
#10 Marquette 53, #15 Villanova 49
#11 USF 51, #14 Cincinnati 63

Second Round:

#5 Notre Dame 89, #13 Louisville 52
#8 Providence 71, #9 Syracuse 76
#7 DePaul 64, #10 Marquette 54
#6 Rutgers 70, #14 Cincinnati 44

Quarterfinals:

#4 St. John's 67, #5 Notre Dame 75
#1 Connecticut 77, #9 Syracuse 41
#2 West Virginia 47, #7 DePaul 41
#3 Georgetown 56, #6 Rutgers 63 (2ot)

Semifinals:

#1 Connecticut 59, #5 Notre Dame 44
#2 West Virginia 56, #6 Rutgers 49
Final:
#1 Connecticut 60, #2 West Virginia 32

All-Tournament Team

Tina Charles (Connecticut)
Maya Moore (Connecticut)
Skylar Diggins (Notre Dame)
Sarah Miles (West Virginia)
Liz Repella (West Virginia)

Most Outstanding Player:

Kalana Greene (Connecticut)

2009 (XL Center, Hartford, Conn.)

First Round:

#12 Syracuse 61, #13 St. John's 63
#9 Marquette 54, #16 Cincinnati 60 (ot)
#10 Georgetown 45, #15 Seton Hall 70
#11 West Virginia 53, #14 Providence 48

Second Round:

#5 Notre Dame 62, #13 St. John's 45
#8 USF 68, #16 Cincinnati 58
#7 Rutgers 79, #15 Seton Hall 45
#6 DePaul 75, #11 West Virginia 72 (ot)

Quarterfinals:

#4 Villanova 58, #5 Notre Dame 47
#1 Connecticut 79, #8 USF 42
#2 Louisville 87, #7 Rutgers 82 (2ot)
#3 Pittsburgh 62, #6 DePaul 59

Semifinals:

#1 Connecticut 72, #4 Villanova 42
#2 Louisville 69, #3 Pittsburgh 63

Final:

#1 Connecticut 75, #2 Louisville 36

All-Tournament Team

Kalana Greene (Connecticut)
Tina Charles (Connecticut)
Candycy Bingham (Louisville)
Angel McCoughtry (Louisville)
Shavonte Zellous (Pittsburgh)

Most Outstanding Player:

Maya Moore (Connecticut)

2008 (XL Center, Hartford, Conn.)

First Round:

#5 Pittsburgh 69, #12 Villanova 63
#8 Marquette 69, #9 DePaul 73
#7 Louisville 63, #10 St. John's 47
#6 Syracuse 67, #11 USF 68

Quarterfinals:

#4 Notre Dame 53, #5 Pittsburgh 64
#1 Connecticut 86, #9 DePaul 67
#2 Rutgers 56, #7 Louisville 57
#3 West Virginia 64, #11 USF 42

Semifinals:

#1 Connecticut 74, #5 Pittsburgh 47
#3 West Virginia 60, #7 Louisville 67

Finals:

#1 Connecticut 65, #7 Louisville 59
All-Tournament Team:
Candycy Bingham (Louisville)
Angel McCoughtry (Louisville)
Tina Charles (Connecticut)
Renee Montgomery (Connecticut)
Mercedes Walker (Pittsburgh)

Most Outstanding Player:

Charde Houston (Connecticut)

2007 (Hartford Civic Center, Hartford, Conn.)

First Round:

#5 Louisville 68, #12 St. John's 54
#8 USF 79, #9 Seton Hall 64

#7 Notre Dame 71, #10 DePaul 76
#6 Pittsburgh 76, #11 Cincinnati 71

Quarterfinals:

#4 West Virginia 56, #5 Louisville 68
#1 Connecticut 74, #8 USF 54
#2 Rutgers 63, #10 DePaul 55
#3 Marquette 61, #6 Pittsburgh 51

Semifinals:

#1 Connecticut 76, #5 Louisville 60
#2 Rutgers 63, #3 Marquette 55

Final:

#1 Connecticut 47, #2 Rutgers 55

All-Tournament Team:

Charde Houston (Connecticut)
Kalana Greene (Connecticut)
Renee Montgomery (Connecticut)
Krystal Ellis (Marquette)
Kia Vaughn (Rutgers)
Essence Carson (Rutgers)

Most Outstanding Player:

Matee Ajavon (Rutgers)

2006 (Hartford Civic Center, Hartford, Conn.)

First Round:

#5 Louisville 45, #12 West Virginia 54
#8 Villanova 68, #9 Marquette 46
#7 USF 66, #10 Notre Dame 73
#6 Pittsburgh 77, #11 Cincinnati 62

</



2004 (Hartford Civic Center, Hartford, CT)

First Round:

#5 Boston College 64, #12 Syracuse 36
#8 Virginia Tech 56, #9 Georgetown 47
#7 Rutgers 51, #10 Seton Hall 42
#6 West Virginia 84, #11 St. John's 59

Quarterfinals:

#5 Boston College 65, #4 Miami 53
#1 Connecticut 48, #8 Virginia Tech 34
#7 Rutgers 51, #2 Notre Dame 45
#6 West Virginia 58, #3 Villanova 47

Semifinals:

#5 Boston College 73, #1 Connecticut 70
#7 Rutgers 61, #3 West Virginia 51

Final:

#5 Boston College 75, #7 Rutgers 57

All-Tournament Team:

Amber Jacobs (Boston College)
Dawn McCullough (Rutgers)
Yolanda Paige (West Virginia)
Cappie Pondexter (Rutgers)
Kathrin Riss (Boston College)

Most Outstanding Player:

Jessalyn Deveny (Boston College)

2003 (Louis Brown Athletic Center, Rutgers University)

First Round:

#5 Virginia Tech 66, #12 West Virginia 60
#8 Seton Hall 58, #9 Georgetown 55
#7 Miami 77, #10 Syracuse 64
#6 Notre Dame 73, #11 Pittsburgh 65

Quarterfinals:

#5 Virginia Tech 74, #4 Boston College 70 (ot)
#1 Connecticut 70, #8 Seton Hall 47
#7 Miami 77, #2 Rutgers 74
#3 Villanova 50, #6 Notre Dame 39

Semifinals:

#1 Connecticut 71, #5 Virginia Tech 54
#3 Villanova 65, #7 Miami 59

Final:

#3 Villanova 52, #1 Connecticut 48

All-Tournament Team:

Nicole Druckenmiller (Villanova)
Tamara James (Miami)
Ieva Kublina (Virginia Tech)
Jessica Moore (Connecticut)
Cappie Pondexter (Rutgers)
Diana Taurasi (Connecticut)

Most Outstanding Player:

Trish Juhline (Villanova)

2002 (Louis Brown Athletic Center, Rutgers University)

First Round:

#5 Miami 69, #12 Georgetown 52
#9 Seton Hall 61, #8 Providence 55
#7 Syracuse 80, #10 West Virginia 60
#11 Rutgers 44, #6 Virginia Tech 43

Quarterfinals:

#4 Villanova 68, #5 Miami 49
#1 Connecticut 78, #9 Seton Hall 48
#7 Syracuse 84, #2 Notre Dame 79
#3 Boston College 64, #11 Rutgers 59

Semifinals:

#1 Connecticut 83, #4 Villanova 39
#3 Boston College 67, #7 Syracuse 48

Final:

#1 Connecticut 96, #3 Boston College 54

All-Tournament Team:

Sue Bird (Connecticut)

Swin Cash (Connecticut)
Jessalyn Deveny (Boston College)
Diana Taurasi (Connecticut)
Tamika Williams (Connecticut)

Most Outstanding Player:

Asjha Jones (Connecticut)

2001 (Gampel Pavilion, University of Connecticut)

First Round:

#5 Villanova 63, #12 St. John's 41
#8 Georgetown 82, #9 Syracuse 75 (OT)
#7 Boston College 62, #10 Miami 49
#11 Providence 72, #6 Seton Hall 61

Quarterfinals:

#4 Virginia Tech 72, #5 Villanova 67
#1 Notre Dame 89, #8 Georgetown 33
#2 Connecticut 96, #7 Boston College 53
#3 Rutgers 69, #11 Providence 58

Semifinals:

#1 Notre Dame 67, #4 Virginia Tech 49
#2 Connecticut 94, #3 Rutgers 66

Final:

#2 Connecticut 78, #1 Notre Dame 76

All-Tournament Team:

Shea Ralph (Connecticut)
Asjha Jones (Connecticut)
Ruth Riley (Notre Dame)
Alicia Ratay (Notre Dame)
Kelley Siemon (Notre Dame)

Most Outstanding Player:

Diana Taurasi (Connecticut)

2000 (Gampel Pavilion, University of Connecticut)

First Round:

#4 Boston College 70, #13 West Virginia 53
#5 Georgetown 67, #12 Syracuse 65
#9 St. John's 75, #8 Pittsburgh 62
#7 Miami 69, #10 Seton Hall 42
#6 Villanova 75, #11 Providence 53

Quarterfinals:

#4 Boston College 75, #5 Georgetown 53
#1 Connecticut 85, #9 St. John's 41
#2 Notre Dame 67, #7 Miami 52
#3 Rutgers 61, #6 Villanova 32

Semifinals:

#1 Connecticut 79, #4 Boston College 53
#3 Rutgers 81, #2 Notre Dame 72 (OT)

Championship:

#1 Connecticut 79, #3 Rutgers 59

All-Tournament Team:

Svetlana Abrosimova (Connecticut)
Swin Cash (Connecticut)
Ruth Riley (Notre Dame)
Shawnetta Stewart (Rutgers)
Tammy Sutton-Brown (Rutgers)

Most Outstanding Performer:

Tamika Williams (Connecticut)

1999 (Louis Brown Athletic Center, Rutgers University)

First Round:

#4 Boston College 65, #13 Seton Hall 63
#5 Georgetown 70, #12 Pittsburgh 52
#8 St. John's 79, #9 Syracuse 62
#7 Miami 86, #10 West Virginia 69
#6 Villanova 68, #11 Providence 59

Quarterfinals:

#5 Georgetown 64, #4 Boston College 59
#1 Connecticut 82, #8 St. John's 58
#2 Rutgers 79, #7 Miami 53
#3 Notre Dame 83, #6 Villanova 53

All-Tournament Team:

Sue Bird (Connecticut)

Semifinals:

#1 Connecticut 77, #5 Georgetown 42
#3 Notre Dame 68, #2 Rutgers 61

Final:

#1 Connecticut 96, #3 Notre Dame 75

All-Tournament Team:

Svetlana Abrosimova (Connecticut)
Asjha Jones (Connecticut)
Sheila McMillen (Notre Dame)
Ruth Riley (Notre Dame)
Shawnetta Stewart (Rutgers)

Most Outstanding Performer:

Shea Ralph (Connecticut)

1998 (Louis Brown Athletic Center, Rutgers University)

First Round:

#4 Villanova 56, #13 Pittsburgh 51
#5 Notre Dame 94, #12 St. John's 57
#8 West Virginia 67, #9 Seton Hall 65
#7 Boston College 87, #10 Providence 77
#11 Georgetown 68, #6 Syracuse 59

Quarterfinals:

#5 Notre Dame 56, #4 Villanova 48
#1 Connecticut 84, #8 West Virginia 82
#2 Rutgers 61, #7 Boston College 52
#3 Miami 81, #11 Georgetown 66

Semifinals:

#1 Connecticut 73, #5 Notre Dame 53
#2 Rutgers 81, #3 Miami 62

Final:

#1 Connecticut 67, #2 Rutgers 58

All-Tournament Team:

Svetlana Abrosimova (Connecticut)
Amy Duran (Connecticut)
Linda Miles (Rutgers)
Natasha Pointer (Rutgers)
Kym Hope (Miami)

Most Outstanding Performer:

Rita Williams (Connecticut)

1997 (Gampel Pavilion, University of Connecticut)

First Round:

#4 Miami 64, #13 Pittsburgh 50
#5 Boston College 65, #12 St. John's 58
#9 Villanova 66, #8 Providence 54
#7 West Virginia 73, #10 Seton Hall 66
#6 Rutgers 68, #11 Syracuse 67 (OT)

Quarterfinals:

#4 Miami 63, #5 Boston College 48
#1 Connecticut 63, #9 Villanova 45
#2 Georgetown 79, #7 West Virginia 60
#3 Notre Dame 86, #6 Rutgers 58

Semifinals:

#1 Connecticut 98, #4 Miami 71
#3 Notre Dame 83, #2 Georgetown 43

Final:

#1 Connecticut 86, #3 Notre Dame 77

All-Tournament Team:

Carla Berube (Connecticut)
Katryna Gaither (Notre Dame)
Beth Morgan (Notre Dame)
Desma Thomas (Miami)
Kara Wolters (Connecticut)

Most Outstanding Performer:

Nykesha Sales (Connecticut)

1996 (Gampel Pavilion, University of Connecticut)

First Round:

#8 Rutgers 65, #9 Boston College 63
#13 Pittsburgh 52, #4 Miami 49
#5 Villanova 56, #12 St. John's 42
#7 Seton Hall 74, #10 Georgetown 58
#6 Syracuse 95, #11 West Virginia 78

Quarterfinals:

#1 Connecticut 93, #8 Rutgers 64
#13 Pittsburgh 59, #5 Villanova 57
#7 Seton Hall 69, #2 Providence 67
#3 Notre Dame 70, #6 Syracuse 55

Semifinals:

#1 Connecticut 83, #13 Pittsburgh 51
#3 Notre Dame 69, #7 Seton Hall 58

Final:

#1 Connecticut 71, #3 Notre Dame 54

All-Tournament Team:

Dana Wynne (Seton Hall)
Nykesha Sales (Connecticut)
Jennifer Rizzotti (Connecticut)
Beth Morgan (Notre Dame)
Katryna Gaither (Notre Dame)

Most Outstanding Performer:

Kara Wolters (Connecticut)

1995 (Walsh Gymnasium, Seton Hall University)

First Round:

#7 Georgetown 84, #10 Boston College 60
#9 Providence 80, #8 Syracuse 66

Quarterfinals:

#3 Seton Hall 66, #6 Miami 50
#2 Villanova 73, #7 Georgetown 65
#1 Connecticut 92, #9 Providence 63
#4 Pittsburgh 73, #5 St. John's 67

Semifinals:

#3 Seton Hall 66, #2 Villanova 53
#1 Connecticut 95, #4 Pittsburgh 63

Final:

#1 Connecticut 85, #3 Seton Hall 49

All-Tournament Team:

Sue Glenning (Villanova)
Texdin Quinney (Seton Hall)
Dawn Johnson (Seton Hall)
Nykesha Sales (Connecticut)
Rebecca Lobo (Connecticut)

Most Outstanding Performer:

Kara Wolters (Connecticut)

1994 (Gampel Pavilion, University of Connecticut)

First Round:

#10 Syracuse 62, #7 Villanova 57
#9 St. John's 73, #8 Georgetown 70 (OT)

Quarterfinals:

#3 Pittsburgh 70, #6 Miami 60
#2 Seton Hall 53, #10 Syracuse 41
#4 Providence 96, #5 Boston College 86 (OT)
#1 Connecticut 69, #9 St. John's 45

Semifinals:

#2 Seton Hall 66, #3 Pittsburgh 54
#1 Connecticut 92, #4 Providence 56

Final:

#1 Connecticut 77, #2 Seton Hall 51

All-Tournament Team:

Janelle Elliott (Connecticut)
Kara Wolters (Connecticut)
Shanya Evans (Providence)
Dana Wynne (Seton Hall)
Jonna Huemrich (Pittsburgh)

Most Outstanding Performer:

Rebecca Lobo (Connecticut)

1993 (Alumni Hall, Providence College)

First Round:

#7 Providence 81, #10 Boston College 71
#8 St. John's 67, #9 Syracuse 50

Quarterfinals:

#3 Connecticut 56, #6 Seton Hall 54 (OT)
#7 Providence 82, #2 Georgetown 81
#5 Villanova 74, #4 Pittsburgh 59
#1 Miami 84, #8 St. John's 61

Semifinals:

#7 Providence 87, #3 Connecticut 73
#1 Miami 67, #5 Villanova 49

Final:

#1 Miami 77, #7 Providence 56

All-Tournament Team:

Sonya Lewis (Providence)
Lucie Fontanella (Providence)
Carla Harris (Miami)
Holly Rilinger (Miami)
Rebecca Lobo (Connecticut)

Most Valuable Player:

Vicki Plowden (Miami)

1992 (Gampel Pavilion, University of Connecticut)

First Round:

#7 Pittsburgh 70, #10 Boston College 59
#9 Seton Hall 71, #8 Syracuse 58

Quarterfinals:

#3 Georgetown 72, #6 Villanova 56
#2 Connecticut 86, #7 Pittsburgh 50
#4 Providence 67, #5 St. John's 66
#1 Miami 76, #9 Seton Hall 62

Semifinals:

#2 Connecticut 82, #3 Georgetown 64
#1 Miami 82, #4 Providence 70

Final:

#1 Miami 56, #2 Connecticut 47

All-Tournament Team:

Tracy Lis (Providence)
Kathy Ferrier (Connecticut)
Pam Webber (Connecticut)
Jeannie Hebert (Miami)
Vicki Plowden (Miami)

Most Valuable Player:

Frances Savage (Miami)

1991 (McDonough Arena, Georgetown University)

First Round:

#8 Villanova 57, #9 Syracuse 41

Quarterfinals:

#5 Seton Hall 64, #4 St. John's 59
#1 Connecticut 64, #8 Villanova 47
#2 Providence 95, #7 Georgetown 91
#3 Pittsburgh 82, #6 Boston College 78

Semifinals:

#1 Connecticut 69, #5 Seton Hall 54
#2 Providence 107, #3 Pittsburgh 92

Final:

#1 Connecticut 79, #2 Providence 74

All-Tournament Team:

Lorri Johnson (Pittsburgh)
Kris Durham (Seton Hall)
Kerry Bascom (Connecticut)
Shanya Evans (Providence)
Tracy Lis (Providence)

Most Valuable Player:

Meghan Pattyson (Connecticut)

1990 (Gampel Pavilion, University of Connecticut)

First Round:

#8 St. John's 64, #9 Villanova 58

Quarterfinals:

#6 Pittsburgh 84, #3 Seton Hall 77
#2 Providence 96, #7 Georgetown 71
#1 Connecticut 71, #8 St. John's 58
#4 Boston College 63, #5 Syracuse 60

Semifinals:

#2 Providence 89, #6 Pittsburgh 88
#1 Connecticut 72, #4 Boston College 51

Final:

#2 Providence 82, #1 Connecticut 61

All-Tournament Team:

Dottie VanGheem (Providence)
Tracy Lis (Providence)
Kerry Bascom (Connecticut)
Laura Lishness (Connecticut)
Lorri Johnson (Pittsburgh)

Most Valuable Player:

Andrea Mangum (Providence)

1989 (Walsh Gymnasium, Seton Hall University)

First Round:

#8 Georgetown 61, #9 Pittsburgh 57

Quarterfinals:

#3 Providence 71, #6 Syracuse 59
#2 Villanova 82, #7 St. John's 78 (3OT)
#4 Boston College 70, #5 Seton Hall 59
#1 Connecticut 85, #8 Georgetown 73

Semifinals:

#3 Providence 68, #2 Villanova 64
#1 Connecticut 65, #4 Boston College 45

Final:

#1 Connecticut 84, #3 Providence 65

All-Tournament Team:

Leslie Bjerstedt (Boston College)
Helen Koskinen (Villanova)
Andrea Mangum (Providence)
Liz Lawlor (Providence)
Kris Lamb (Connecticut)

Most Valuable Player:

Kerry Bascom (Connecticut)

1988 (Fitzgerald Field House, University of Pittsburgh)

First Round:

#8 Seton Hall 72, #9 Georgetown 63

BIG EAST Record in the NCAA Tournament: 229-124 (.649)
Record Since 1994-95: 209-100 (.676)
Record Since 1999-00: 179-87 (.673)
Record Since 2005-06: 111-59 (.653)
National Championships (9): Connecticut (1995, 2000, 2002, 2003, 2004, 2009, 2010, 2013)
 Notre Dame (2001)
Final Four Appearances (23): Connecticut (1991, 1995, 1996, 2000, 2001, 2002, 2003, 2004, 2008, 2009, 2010, 2011, 2012, 2013)
 Louisville (2009, 2013)
 Notre Dame (1997, 2001, 2011, 2012, 2013)
 Rutgers (2000, 2007)
Four Bids: 1998 (Connecticut, Miami, Notre Dame, Rutgers)
 1999 (Boston College, Connecticut, Notre Dame, Rutgers)
 2000 (Boston College, Connecticut, Notre Dame, Rutgers)
 2005 (Boston College, Connecticut, Notre Dame, Rutgers)
Five Bids: 2001 (Connecticut, Notre Dame, Rutgers, Villanova, Virginia Tech)
 2002 (Boston College, Connecticut, Notre Dame, Syracuse, Villanova)
Seven Bids: 2003 (Boston College, Connecticut, Miami, Notre Dame, Rutgers, Villanova, Virginia Tech)
 2006 (Connecticut, DePaul, Louisville, Notre Dame, Rutgers, St. John's, USF)
 2009 (Connecticut, DePaul, Louisville, Notre Dame, Pittsburgh, Rutgers, Villanova)
 2010 (Connecticut, DePaul, Georgetown, Notre Dame, Rutgers, St. John's, West Virginia)
Eight Bids: 2004 (Boston College, Connecticut, Miami, Notre Dame, Rutgers, Villanova, Virginia Tech, West Virginia)
 2007 (Connecticut, DePaul, Louisville, Marquette, Notre Dame, Pittsburgh, Rutgers, West Virginia)
 2008 (Connecticut, DePaul, Louisville, Notre Dame, Pittsburgh, Rutgers, Syracuse, West Virginia)
 2012 (Connecticut, DePaul, Georgetown, Louisville, Notre Dame, Rutgers, St. John's, West Virginia)
 2013 (Connecticut, DePaul, Louisville, Notre Dame, Syracuse, St. John's, USF, Villanova)
Nine Bids: 2011 (Connecticut, DePaul, Georgetown, Louisville, Marquette, Notre Dame, Rutgers, St. John's, West Virginia)

School (apps)	Record	Years Participated	Highest Advancement
Cincinnati (4)	1-4/0-0*	1989, 1999, 2002-03	Region Second Round, 2002
Connecticut (25)	91-17	1989-13	National Champions, 1995, '00, '02, '03, '04, '09, '10, '13
DePaul (18)	12-19/7-8*	1990-93, 1995-97, 2003-14	Region Semifinal, 2006, 2010, 2014
Georgetown (4)	6-4	1993, 2010-12	Region Semifinal, 1993
Louisville (16)	19-16/16-7*	1983-84, '93, '95, '97-99, 2001, '05-09, '11-'13	National Final, 2009, 2013
Marquette (9)	4-9/2-2*	1994-95, 1997-2000, '04, '07, '11	Region Second Round, 1997, '04, '07
Notre Dame (20)	41-19/41-17*	1992, 1994, 1996-13	National Champions, 2001
Pittsburgh (3)	5-3	2007-09	Region Semifinal, 2008, '09
Providence (5)	2-5	1986, 1989-92	Region Semifinal, 1990
Rutgers (23)	35-23/26-13*	1986-94, 1998-01, 2003-12	National Final, 2007
St. John's (9)	7-9	1983-84, 1988, 2006, 2010-14	Regional Final, 2012
Seton Hall (2)	3-2	1994-95	Region Semifinal, 1994
USF (2)	1-2/1-2*	2006, 2013	Region Second Round, 2013
Syracuse (5)	0-5	1985, 1988, 2002, 2008, 2013	Region Second Round, 1988
Villanova (10)	7-10	1986-89, 2001-04, 2009, 2013	Region Final, 2003

* - since BIG EAST membership

All-Time Postseason Records For 2014 BIG EAST Participants

Butler
 NCAA: 1 appearance, 0 wins, 1 loss
 WNIT: 6 appearances, 2 wins, 6 losses
 NWIT: 1 appearance, 1 win, 2 losses
Creighton
 NCAA: 5 appearances, 3 wins, 5 losses
 WNIT: 10 appearances, 14 wins, 9 losses (2004 Champion)
DePaul
 NCAA: 19 appearances, 12 wins, 19 losses
 WNIT: 3 appearances, 2 wins, 3 losses
 NWIT: 4 appearances, 8 wins, 6 losses (1988 Champion)

Marquette
 NCAA: 9 appearances, 4 wins, 9 losses
 WNIT: 8 appearances, 13 wins, 7 losses (2008 Champion)
 NWIT: 1 appearance, 1 win, 2 losses
St. John's
 NCAA: 9 appearances, 7 wins, 9 losses
 WNIT: 3 appearances, 5 wins, 3 losses
Seton Hall
 NCAA: 2 appearances, 3 wins, 2 losses
 WNIT: 4 appearances, 4 wins, 4 losses
Villanova
 NCAA: 10 appearances, 7 wins, 10 losses
 WNIT: 2 appearance, 3 wins, 2 losses

Year-By-Year in the NCAA Championship

Year	Record	Teams
2014	3-2	2 - DPU, STJ
2013	16-7*	8 - UConn, DPU, UofL, ND, STJ, SYR, USF, NOVA
2012	15-8*	8 - UConn, DPU, GU, UofL, ND, RU, STJ, WVU
2011	19-9*	9 - UConn, DPU, GU, UofL, MU, ND, RU, STJ, WVU
2010	11-6	7 - UConn, DPU, GU, ND, RU, STJ, WVU
2009	15-6*	7 - UConn, DPU, UofL, ND, UP, RU, VU
2008	14-8*	8 - UConn, DPU, UofL, ND, UP, RU, SU, WVU
2007	13-8	8 - UConn, DPU, UofL, MU, ND, UP, RU, WVU
2006	8-7	7 - UConn, DPU, UofL, ND, RU, STJ, USF
2005	7-4	4 - BC, UConn, ND, RU
2004	12-7	8 - BC, UConn, Miami, ND, RU, VU, VT, WVU
2003	15-6*	7 - BC, UConn, Miami, ND, RU, VU, VT
2002	8-4	5 - BC, UConn, ND, SU, VU
2001	13-4*	5 - UConn, ND, RU, VU, VT
2000	13-3	4 - BC, UConn, ND, RU
1999	7-4	4 - BC, UConn, ND, RU
1998	7-4	4 - UConn, Miami, ND, RU
1997	7-2	2 - UConn, ND
1996	5-2	2 - UConn, ND
1995	7-1	2 - UConn, SHU
1994	5-2	2 - UConn, SHU
1993	3-3	3 - UConn, GU, Miami
1992	2-3	3 - UConn, Miami, PC
1991	4-2	2 - UConn, PC
1990	1-2	2 - UConn, PC
1989	0-3	3 - UConn, PC, VU
1988	1-3	3 - STJ, SU, VU
1987	0-1	1 - VU
1986	1-2	2 - PC, VU
1985	0-1	1 - SU
1984	0-1	1 - STJ
1983	0-1	1 - STJ

* includes BIG EAST teams vs. BIG EAST teams



Connecticut won its eighth national title in 2013, defeating fellow BIG EAST squad Louisville.

2013-14 (3-2)

DePaul (No. 7 seed)	W 104-100	No. 10 seed Oklahoma (Lincoln Region First Round, Durham, N.C.)
	W 74-65	No. 2 seed Duke (Lincoln Region Second Round, Durham, N.C.)
	L 84-65	No. 3 seed Texas A&M (Lincoln Region Semifinal, Lincoln, Neb.)
St. John's (No. 8 seed)	W 71-68	No. 9 seed Southern California (Louisville Region First Round, Knoxville, Tenn.)
	L 67-51	No. 1 seed Tennessee (Louisville Region Second Round, Knoxville, Tenn.)

2012-13 (16-7)

Connecticut (No. 1 seed)	W 105-37	No. 16 seed Idaho (Bridgeport Region First Round, Storrs, Conn.)
	W 77-44	No. 8 seed Vanderbilt (Bridgeport Region Second Round, Storrs, Conn.)
	W 76-50	No. 4 seed Maryland (Bridgeport Region Semifinal, Bridgeport, Conn.)
	W 83-53	No. 2 seed Kentucky (Bridgeport Regional Final, Bridgeport, Conn.)
	W 83-65	No. 1 seed Notre Dame (National Semifinal, New Orleans, La.)
	W 93-60	No. 5 seed Louisville (National Championship, New Orleans, La.)
DePaul (No. 10 seed)	L 73-56	No. 7 Oklahoma State (Norfolk Region First Round, Durham, N.C.)
Louisville (No. 5 seed)	W 74-49	No. 12 seed Middle Tenn. St. (Oklahoma City Region First Round, Louisville, Ky.)
	W 76-63	No. 4 seed Purdue (Oklahoma City Region Second Round, Louisville, Ky.)
	W 82-81	No. 1 Baylor (Oklahoma City Region Semifinal, Oklahoma City, Okla.)
	W 86-78	No. 2 seed Tennessee (Oklahoma City Region Final, Oklahoma City, Okla.)
	W 64-57	No. 2 seed California (National Semifinal, New Orleans, La.)
	L 93-60	No. 1 Connecticut (National Championship, New Orleans, La.)
Notre Dame (No. 1 seed)	W 97-64	No. 16 seed UT-Martin (Norfolk Region First Round, Iowa City, Iowa)
	W 74-57	No. 9 seed Iowa (Norfolk Region Second Round, Iowa City, Iowa)
	W 93-63	No. 12 seed Kansas (Norfolk Region Semifinal, Norfolk, Va.)
	W 87-76	No. 2 seed Duke (Norfolk Region Final, Norfolk, Va.)
	L 83-65	No. 1 seed Connecticut (National Semifinal, New Orleans, La.)
St. John's (No. 10 seed)	L 96-90 (2OT)	No. 7 seed Dayton (Bridgeport Region First Round, Queens, N.Y.)
USF (No. 10 seed)	W 71-70	No. 7 seed Texas Tech (Spokane Region First Round, Lubbock, Texas)
	L 82-78	No. 2 seed California (Spokane Region Second Round, Lubbock, Texas)
Syracuse (No. 7 seed)	L 61-56	No. 10 seed Creighton (Oklahoma City Region First Round, Knoxville, Tenn.)
Villanova (No. 9 seed)	L 60-52	No. 8 seed Michigan (Spokane Region First Round, Palo Alto, Calif.)

2011-12 (15-8)

Connecticut (No. 1 seed)	W 83-47	No. 16 seed Prairie View (Kingston Region First Round, Bridgeport, Conn.)
	W 72-26	No. 8 seed Kansas St. (Kingston Region Second Round, Bridgeport, Conn.)
	W 77-59	No. 4 seed Penn State (Kingston Region Semifinal, Bridgeport, Conn.)
	W 80-6	No. 2 seed Kentucky (Kingston Region Final, Kingston, R.I.)
	L 83-7	No. 1 seed Notre Dame (National Semifinal, Denver, Colo.)
DePaul (No. 7 seed)	W 59-5	No. 10 seed BYU (Des Moines Region First Round, Little Rock, Ark.)
	L 63-4	No. 2 seed Tennessee (Des Moines Region Second Round, Little Rock, Ark.)
Georgetown (No. 5 seed)	W 61-5	No. 12 seed Fresno St. (Des Moines Region First Round, Chapel Hill, N.C.)
	L 76-6	No. 4 seed Georgia Tech (Des Moines Region Second Round, Chapel Hill, N.C.)
Louisville (No. 7 seed)	W 67-5	No. 10 seed Michigan State (Raleigh Region First Round, College Park, Md.)
	L 72-6	No. 2 seed Maryland (Raleigh First Round, College Park, Md.)
Notre Dame (No. 1 seed)	W 74-4	No. 16 seed Liberty (Raleigh Region First Round, South Bend, Ind.)
	W 73-6	No. 8 seed California (Raleigh Region Second Round, South Bend, Ind.)
	W 79-3	No. 5 seed St. Bonaventure (Raleigh Region Semifinal, South Bend, Ind.)
	W 80-4	No. 2 seed Maryland (Raleigh Region Semifinal, Raleigh, N.C.)
	W 83-7	No. 1 seed Connecticut (National Semifinal, Denver, Colo.)
	L 80-6	No. 1 seed Baylor (National Final, Denver, Colo.)
Rutgers (No. 6 seed)	L 86-7	No. 11 Gonzaga (Kingston Region First Round, Spokane, Wash.)
St. John's (No. 3 seed)	W 69-6	No. 14 seed Creighton (Fresno Region First Round, Norman, Okla.)
	W 74-7	No. 6 seed Oklahoma (Fresno Region First Round, Norman, Okla.)
	L 74-4	No. 2 seed Duke (Fresno Region Semifinal, Norman, Okla.)
West Virginia	W 68-5	No. 9 seed Texas (Fresno Region First Round, Norfolk, Va.)
	L 72-5	No. 1 seed Stanford (Fresno Region Second Round, Norfolk, Va.)

2010-11 (19-9)

Connecticut (No. 1 seed)	W 75-3	No. 16 seed Hartford (Philadelphia Region First Round, Storrs, Conn.)
	W 64-4	No. 9 seed Purdue (Philadelphia Region Second Round, Storrs, Conn.)
	W 68-6	No. 5 seed Georgetown (Philadelphia Region Semifinal, Philadelphia, Pa.)
	W 75-4	No. 2 seed Duke (Philadelphia Region Final, Philadelphia, Pa.)
	L 72-6	No. 2 seed Notre Dame (National Semifinal, Indianapolis, Ind.)

Notre Dame (No. 2 seed)	W 67-5	No. 15 seed Utah (Dayton Region First Round, Salt Lake City, Utah)
	W 77-6	No. 10 seed Temple (Dayton Region Second Round, Salt Lake City, Utah)
	W 78-5	No. 6 seed Oklahoma (Dayton Region Semifinal, Dayton, Ohio)
	W 73-5	No. 1 seed Tennessee (Dayton Region Final, Dayton, Ohio)
	W 72-6	No. 1 seed Connecticut (National Semifinal, Indianapolis, Ind.)
	L 76-7	No. 2 seed Texas A&M (National Championship, Indianapolis, Ind.)
DePaul (No. 3 seed)	W 56-4	No. 14 seed Navy (Philadelphia Region First Round, University Park, Pa.)
	W 75-7	No. 6 seed Penn State (Philadelphia Region Second Round, University Park, Pa.)
	L 70-6	No. 2 seed Duke (Philadelphia Region Semifinal, Philadelphia, Pa.)
Georgetown (No. 5 seed)	W 65-4	No. 12 seed Princeton (Philadelphia Region First Round, College Park, Md.)
	W 79-5	No. 4 seed Maryland (Philadelphia Region Second Round, College Park, Md.)
	L 68-6	No. 1 seed Connecticut (Philadelphia Region Semifinal, Philadelphia, Pa.)
Rutgers (No. 7 seed)	W 76-5	No. 10 seed Louisiana Tech (Dallas Region First Round, Shreveport, La.)
	L 76-5	No. 2 seed Texas A&M (Dallas Region Second Round, Shreveport, La.)
Louisville (No. 7 seed)	W 81-6	No. 10 seed Vanderbilt (Spokane Region First Round, Cincinnati, Ohio)
	W 85-7	No. 2 seed Xavier (Spokane Region Second Round, Cincinnati, Ohio)
	L 76-6	No. 11 seed Gonzaga (Spokane Region Semifinal, Spokane, Wash.)
Marquette (No. 8 seed)	W 68-65	No. 9 seed Texas (Dayton Region First Round, Knoxville, Tenn.)
	L 79-7	No. 1 seed Tennessee (Dayton Region Second Round, Knoxville, Tenn.)
St. John's (No. 9 seed)	W 55-5	No. 8 seed Texas Tech (Spokane Region First Round, Stanford, Calif.)
	L 86-5	No. 1 seed Stanford (Spokane Region Second Round, Stanford, Calif.)
West Virginia (No. 9 seed)	W 79-7	No. 8 seed Houston (Dallas Region First Round, Waco, Texas)
	L 82-6	No. 1 seed Baylor (Dallas Region Second Round, Waco, Texas)

2009-10 (11-6)

Connecticut (No. 1 seed)	W 95-3	No. 16 seed Southern (Dayton Region First Round, Norfolk, Va.)
	W 90-3	No. 8 seed Temple (Dayton Region Second Round, Norfolk, Va.)
	W 74-3	No. 4 seed Iowa State (Dayton Region Semifinal, Dayton, Ohio)
	W 90-5	No. 3 seed Florida State (Dayton Region Final, Dayton, Ohio)
	W 70-5	No. 4 seed Baylor (National Semifinal, San Antonio, Texas)
	W 53-4	No. 1 seed Stanford (National Championship, San Antonio, Texas)
Notre Dame (No. 2 seed)	W 86-5	No. 15 seed Cleveland State (Kansas City Region First Round, Notre Dame, Ind.)
	W 84-6	No. 10 seed Vermont (Kansas City Region First Round, Notre Dame, Ind.)
	L 77-72 (ot)	No. 3 seed Oklahoma (Kansas City Region Semifinal, Kansas City, Mo.)
West Virginia (No. 3 seed)	W 58-4	No. 14 seed Lamar (Memphis Region First Round, Austin, Texas)
	L 64-5	No. 11 seed San Diego State (Memphis Region Second Round, Austin, Texas)
Georgetown (No. 5 seed)	W 62-4	No. 12 seed Marist (Memphis Region First Round, Berkeley, Calif.)
	L 49-3	No. 4 seed Baylor (Memphis Region Second Round, Berkeley, Calif.)
St. John's (No. 6 seed)	W 65-4	No. 11 seed Princeton (Dayton Region First Round, Tallahassee, Fla.)
	L 66-65 (ot)	No. 3 seed Florida State (Dayton Region Second Round, Tallahassee, Fla.)
Rutgers (No. 9 seed)	L 70-6	No. 8 seed Iowa (Sacramento Region First Round, Stanford, Calif.)
DePaul (No. 11 seed)	L 83-76 (ot)	No. 6 seed Vanderbilt (Sacramento Region First Round, Cincinnati, Ohio)

2008-09 (15-6)

Connecticut (No. 1 seed)	W 104-65	No. 16 seed Vermont (Trenton Region First Round, Storrs, Conn.)
	W 87-59	No. 8 seed Florida (Trenton Region Second Round, Storrs, Conn.)
	W 77-53	No. 4 seed California (Trenton Region Semifinal, Trenton, N.J.)
	W 83-64	No. 6 seed Arizona State (Trenton Region Final, Trenton, N.J.)
	W 83-64	No. 2 seed Stanford (National Semifinal, St. Louis, Mo.)
	W 76-54	No. 3 seed Louisville (National Championship, St. Louis, Mo.)
Louisville (No. 3 seed)	W 62-42	No. 14 seed Liberty (Raleigh Region First Round, Baton Rouge, La.)
	W 62-52	No. 6 seed LSU (Raleigh Region Second Round, Baton Rouge, La.)
	W 56-39	No. 2 seed Baylor (Raleigh Region Semifinal, Raleigh, N.C.)
	W 77-60	No. 1 seed Maryland (Raleigh Region Final, Raleigh, N.C.)
	W 61-59	No. 1 seed Oklahoma (National Semifinal, St. Louis, Mo.)
	L 76-54	No. 1 seed Connecticut (National Championship, St. Louis, Mo.)
Pittsburgh (No. 4 seed)	W 64-35	No. 13 seed Montana (Oklahoma City Region First Round, Seattle, Wash.)
	W 65-60	No. 12 seed Gonzaga (Oklahoma City Region Second Round, Seattle, Wash.)
	L 70-59	No. 1 seed Oklahoma (Oklahoma City Region Semifinal, Oklahoma City, Okla.)
DePaul (No. 7 seed)	L 76-70	No. 10 seed San Diego State (Berkeley Region First Round, San Diego, Calif.)
Notre Dame (No. 7 seed)	L 79-71	No. 10 seed Minnesota (Trenton Region First Round, South Bend, Ind.)
Rutgers (No. 7 seed)	W 57-51	No. 10 seed VCU (Oklahoma City Region First Round, Piscataway, N.J.)
	W 80-52	No. 2 seed Auburn (Oklahoma City Region Second Round, Piscataway, N.J.)
	L 67-61	No. 6 seed Purdue (Oklahoma City Region Semifinal, Oklahoma City, Okla.)
Villanova (No. 8 seed)	L 60-30	No. 9 seed Utah (Raleigh Region First Round, College Park, Md.)



BIG EAST in the NCAA Championship

BIG EAST in the NCAA Championship

2007-08 (14-8)

Connecticut (No. 1 seed)	W 89-47	No. 16 seed Cornell (Greensboro Region First Round, Bridgeport, Conn.)
	W 89-55	No. 8 seed Texas (Greensboro Region Second Round, Bridgeport, Conn.)
	W 78-63	No. 5 seed Old Dominion (Greensboro Region Semifinal, Greensboro, N.C.)
	W 66-56	No. 2 seed Rutgers (Greensboro Region Final, Greensboro, N.C.)
	L 82-73	No. 2 seed Stanford (National Semifinal, Tampa, Fla.)
Rutgers (No. 2 seed)	W 85-42	No. 15 seed Robert Morris (Greensboro Region First Round, Des Moines, Iowa)
	W 69-58	No. 7 seed Iowa State (Greensboro Region Second Round, Des Moines, Iowa)
	W 53-42	No. 6 seed George Washington (Greensboro Region Semifinal, Greensboro, N.C.)
	L 66-56	No. 1 seed Connecticut (Greensboro Region Final, Greensboro, N.C.)
Louisville (No. 4 seed)	W 81-67	No. 13 seed Miami (Ohio) (New Orleans Region First Round, Bridgeport, Conn.)
	W 80-63	No. 5 seed Kansas State (New Orleans Region Second Round, Bridgeport, Conn.)
	L 78-74	No. 1 seed North Carolina (New Orleans Region Semifinal, New Orleans, La.)
Notre Dame (No. 5 seed)	W 75-62	No. 12 seed Southern Methodist (OK City Region First Round, West Lafayette, Ind.)
	W 79-75 (ot)	No. 4 seed Oklahoma (Oklahoma City Region Second Round, West Lafayette, Ind.)
	L 74-64	No. 1 seed Tennessee (Oklahoma City Region Semifinal, Oklahoma City, Okla.)
West Virginia (No. 5 seed)	W 61-60	No. 12 seed New Mexico (Spokane Region First Round, Albuquerque, N.M.)
	L 64-46	No. 4 seed Vanderbilt (Spokane Region Second Round, Albuquerque, N.M.)
Pittsburgh (No. 6 seed)	W 63-58	No. 11 seed Wyoming (Spokane Region First Round, Albuquerque, N.M.)
	W 67-59	No. 3 seed Baylor (Spokane Region Second Round, Albuquerque, N.M.)
	L 72-53	No. 2 seed Stanford (Spokane Region Semifinal, Spokane, Wash.)
Syracuse (No. 7 seed)	L 59-55	No. 10 seed Hartford (Oklahoma City Region First Round, Baton Rouge, La.)
DePaul (No. 10 seed)	L 76-57	No. 7 seed Marist (New Orleans Region First Round, Baton Rouge, La.)

2006-07 (13-8)

Connecticut (No. 1 seed)	W 82-33	No. 16 seed Maryland-Baltimore County (Fresno Region First Round, Hartford, CT)
	W 94-70	No. 9 seed Wisconsin-Green Bay (Fresno Region Second Round, Hartford, Conn.)
	W 78-71	No. 4 seed NC State (Fresno Region Semifinal, Fresno, Calif.)
	L 73-50	No. 3 seed LSU (Fresno Region Final, Fresno, Calif.)
Rutgers (No. 4 seed)	W 77-34	No. 13 seed East Carolina (Greensboro Region First Round, East Lansing, Mich.)
	W 70-57	No. 5 seed Michigan State (Greensboro Region Second Round, East Lansing, Mich.)
	W 53-52	No. 1 seed Duke (Greensboro Region Semifinal, Greensboro, N.C.)
	W 64-45	No. 3 seed Arizona State (Greensboro Region Final, Greensboro, N.C.)
	W 59-35	No. 3 seed LSU (National Semifinal, Cleveland, Ohio)
	L 59-46	No. 1 seed Tennessee (National Final, Cleveland, Ohio)
Louisville (No. 6 seed)	W 80-54	No. 11 seed BYU (Greensboro Region First Round, Los Angeles, Calif.)
	L 67-58	No. 3 seed Arizona State (Greensboro Region Second Round, Los Angeles, Calif.)
Marquette (No. 6 seed)	W 87-58	No. 4 seed Louisiana-Lafayette (Dayton Region First Round, Austin, Texas)
	L 78-47	No. 3 seed Oklahoma (Dayton Region Second Round, Austin, Texas)
Pittsburgh (No. 8 seed)	W 71-61	No. 9 seed James Madison (Dayton Region First Round, Pittsburgh, Pa.)
	L 68-54	No. 1 seed Tennessee (Dayton Region Second Round, Pittsburgh, Pa.)
Notre Dame (No. 9 seed)	W 62-59	No. 8 seed California (Dallas Region First Round, Pittsburgh, Pa.)
	L 60-51	No. 1 seed North Carolina (Dallas Region Second Round, Pittsburgh, Pa.)
DePaul (No. 10 seed)	L 55-4	No. 7 seed Georgia Tech (Dallas Region First Round, Minneapolis, Minn.)
West Virginia (No. 11 seed)	W 65-52	No. 6 seed Xavier (Fresno Region First Round, Austin, Texas)
	L 49-43	No. 3 LSU (Fresno Region Second Round, Austin, Texas)

2005-06 (8-7)

Connecticut (No. 2 seed)	W 77-54	No. 15 seed Coppin State (Bridgeport Region First Round, State College, Pa.)
	W 79-56	No. 7 seed Virginia Tech (Bridgeport Region Second Round, State College, Pa.)
	W 77-75	No. 3 seed Georgia (Bridgeport Region Semifinal, Bridgeport, Conn.)
	L 63-61 (ot)	No. 1 seed Duke (Bridgeport Region Final, Bridgeport, Conn.)
DePaul (No. 4 seed)	W 68-43	No. 13 seed Liberty (San Antonio Region First Round, Chicago, Ill.)
	W 71-67	No. 12 seed Tulsa (San Antonio Region Second Round, Chicago, Ill.)
	L 66-56	No. 1 seed LSU (San Antonio Region Semifinal, San Antonio, Texas)
Louisville (No. 9 seed)	L 76-64	No. 8 seed Vanderbilt (Cleveland Region First Round, Nashville, Tenn.)
Notre Dame (No. 9 seed)	L 78-61	No. 8 seed Boston College (Albuquerque Region First Round, West Lafayette, Ind.)
Rutgers (No. 3 seed)	W 63-58	No. 14 seed Dartmouth (Cleveland Region First Round, Trenton, N.J.)
	W 82-48	No. 11 seed TCU (Cleveland Region Second Round, Trenton, N.J.)
	L 76-69	No. 2 seed Tennessee (Cleveland Region Semifinal, Cleveland, Ohio)
St. John's (No. 7 seed)	W 78-68	No. 10 seed California (Albuquerque Region First Round, State College, Pa.)
	L 81-74	No. 2 seed Maryland (Albuquerque Region Second Round, State College, Pa.)
USF (No. 9 seed)	L 67-65	No. 8 seed USC (Bridgeport Region First Round, Norfolk, Va.)

2004-05 (7-4)

Boston College (No. 7 seed)	W 65-43	No. 10 seed Houston (Chattanooga Region First Round, Chapel Hill, N.C.)
	L 70-60	No. 2 seed Duke (Chattanooga Region Second Round, Chapel Hill, N.C.)
Connecticut (No. 3 seed)	W 95-47	No. 14 seed Dartmouth (Kansas City Region First Round, Storrs, Conn.)
	W 70-52	No. 6 seed Florida State (Kansas City Region Second Round, Storrs, Conn.)
	L 76-59	No. 2 seed Stanford (Kansas City Region Semifinal, Kansas City, Mo.)
Notre Dame (No. 4 seed)	W 61-51	No. 13 seed UC Santa Barbara (Tempe Region First Round, Fresno, Calif.)
	L 70-61	No. 5 seed Arizona State (Tempe Region Second Round, Fresno, Calif.)
Rutgers (No. 3 seed)	W 62-37	No. 14 seed Hartford (Philadelphia Region First Round, Storrs, Conn.)
	W 61-54	No. 6 seed Temple (Philadelphia Region Second Round, Storrs, Conn.)
	W 64-58	No. 2 seed Ohio State (Philadelphia Region Semifinal, Philadelphia, Pa.)
	L 59-49	No. 1 seed Tennessee (Philadelphia Region Final, Philadelphia, Pa.)

2003-04 (12-7)

Boston College (No. 3 seed)	W 58-56	No. 14 seed Eastern Michigan (Midwest Region First Round, Columbus, Ohio)
	W 63-48	No. 6 seed Ohio State (Midwest Region Second Round, Columbus, Ohio)
	L 76-63	No. 7 seed Minnesota (Midwest Region Semifinal, Norfolk, Va.)
Connecticut (No. 2 seed)	W 91-55	No. 15 seed Pennsylvania (East Region First Round, Bridgeport, Conn.)
	W 79-53	No. 7 seed Auburn (East Region Second Round, Bridgeport, Conn.)
	W 63-55	No. 11 seed UC Santa Barbara (East Region Semifinal, Hartford, Conn.)
	W 66-49	No. 1 seed Penn State (East Region Final, Hartford, Conn.)
	W 67-58	No. 7 seed Minnesota (National Semifinal, New Orleans, La.)
	W 70-61	No. 1 seed Tennessee (National Championship, New Orleans, La.)
Miami (No. 5 seed)	L 86-85	No. 12 seed Maryland (West Region First Round, Baton Rouge, La.)
Notre Dame (No. 5 seed)	W 69-65 (ot)	No. 12 seed SW Missouri State (East Region First Round, Notre Dame, Ind.)
	W 59-46	No. 13 seed Middle Tennessee (East Region Second Round, Notre Dame, Ind.)
	L 55-49	No. 1 seed Penn State (East Region Semifinal, Hartford, Conn.)
Rutgers (No. 7 seed)	L 74-69	No. 10 seed Chattanooga (Midwest Region First Round, Chattanooga, Tenn.)
Villanova (No. 7 seed)	W 66-63	No. 10 seed Mississippi (West Region First Round, Ames, Iowa)
	L 60-42	No. 2 seed Purdue (West Region Second Round, Ames, Iowa)
Virginia Tech (No. 8 seed)	W 89-76	No. 9 seed Iowa (East Region First Round, Blacksburg, Va.)
	L 61-48	No. 1 seed Penn State (East Region Second Round, Blacksburg, Va.)
West Virginia (No. 11 seed)	L 73-67	No. 6 seed Ohio State (East Region First Round, Columbus, Ohio)

2002-03 (15-6)

Boston College (No. 5 seed)	W 73-72	No. 12 seed Old Dominion (East Region First Round, Norfolk, Va.)
	W 86-85 (ot)	No. 4 seed Vanderbilt (East Region Second Round, Norfolk, Va.)
	L 70-49	No. 1 seed Connecticut (East Region Semifinal, Dayton, Ohio)
Connecticut (No. 1 seed)	W 91-44	No. 16 seed Boston University (East Region First Round, Storrs, Conn.)
	W 81-66	No. 9 seed TCU (East Region Second Round, Storrs, Conn.)
	W 70-49	No. 5 seed Boston College (East Region Semifinal, Dayton, Ohio)
	W 73-64	No. 2 seed Purdue (East Region Final, Dayton, Ohio)
	W 71-69	No. 2 seed Texas (National Semifinal, Atlanta, Ga.)
	W 73-68	No. 1 seed Tennessee (National Championship, Atlanta, Ga.)
Miami (No. 11 seed)	L 91-85 (ot)	No. 6 seed New Mexico (Midwest Region First Round, Albuquerque, N.M.)
Notre Dame (No. 11 seed)	W 59-47	No. 6 seed Arizona (East Region First Round, Manhattan, Kan.)
	W 59-53	No. 3 seed Kansas State (East Region Second Round, Manhattan, Kan.)
	L 66-47	No. 2 seed Purdue (East Region Semifinal, Dayton, Ohio)
Rutgers (No. 4 seed)	W 64-52	No. 13 seed Western Kentucky (Midwest Region First Round, Athens, Ga.)
	L 74-64	No. 5 seed Georgia (Midwest Region Second Round, Athens, Ga.)
Villanova (No. 2 seed)	W 51-36	No. 15 seed St. Francis (Pa.) (Midwest Region First Round, Norman, Okla.)
	W 70-57	No. 7 seed George Washington (Midwest Region Second Round, Norman, Okla.)
	W 53-51	No. 6 seed Colorado (Midwest Region Semifinal, Knoxville, Tenn.)
	L 73-49	No. 1 seed Tennessee (Midwest Region Final, Knoxville, Tenn.)
Virginia Tech (No. 7 seed)	W 61-59	No. 10 seed Georgia Tech (East Region First Round, West Lafayette, Ind.)
	L 80-62	No. 2 seed Purdue (East Region Second Round, West Lafayette, Ind.)

2001-02 (8-4)

Boston College (No. 5 seed)	L 65-59	No. 12 seed Mississippi State (West Region First Round, Lubbock, Texas)
Connecticut (No. 1 seed)	W 86-37	No. 16 seed St. Francis (Pa.) (Midwest Region First Round, Storrs, Conn.)
	W 86-48	No. 9 seed Iowa (Midwest Region First Round, Storrs, Conn.)
	W 82-64	No. 4 seed Penn State (Midwest Region Semifinal, Milwaukee, Wisc.)
	W 85-64	No. 7 seed Old Dominion (Midwest Region Final, Milwaukee, Wisc.)
	W 79-56	No. 2 seed Tennessee (National Semifinal, San Antonio, Texas)
	W 82-70	No. 1 seed Oklahoma (National Championship, San Antonio, Texas)
Notre Dame (No. 7 seed)	W 87-69	No. 10 seed New Mexico (Midwest Region First Round, Knoxville, Tenn.)
	L 89-50	No. 2 seed Tennessee (Midwest Region First Round, Knoxville, Tenn.)
Syracuse (No. 10 seed)	L 87-69	No. 7 seed Drake (East Region First Round, Waco, Texas)
Villanova (No. 9 seed)	W 67-46	No. 8 seed Pepperdine (West Region First Round, Norman, Okla.)
	L 66-53	No. 1 seed Oklahoma (West Region First Round, Norman, Okla.)

2000-01 (13-4)

Connecticut (No. 1 seed)	W 101-29	No. 16 seed Long Island (East Region First Round, Storrs, Conn.)
	W 89-44	No. 9 seed Colorado State (East Region Second Round, Storrs, Conn.)
	W 72-58	No. 4 seed NC State (East Region Semifinal, Pittsburgh, Pa.)
	W 67-48	No. 3 seed Louisiana Tech (East Region Final, Pittsburgh, Pa.)
	L 90-75	No. 1 seed Notre Dame (National Semifinal, St. Louis, Mo.)
Notre Dame (No. 1 seed)	W 98-49	No. 16 seed Alcorn State (Midwest Region First Round, Notre Dame, Ind.)
	W 88-54	No. 8 seed Michigan (Midwest Region Second Round, Notre Dame, Ind.)
	W 69-54	No. 5 seed Utah (Midwest Region Semifinal, Denver, Colo.)
	W 72-64	No. 3 seed Vanderbilt (Midwest Region Final, Denver, Colo.)
	W 90-75	No. 1 seed Connecticut (National Semifinal, St. Louis, Mo.)
	W 68-66	No. 3 seed Purdue (National Championship, St. Louis, Mo.)
Rutgers (No. 4 seed)	W 80-43	No. 13 seed Stephen F. Austin (West Region First Round, Piscataway, N.J.)
	L 60-53	No. 5 seed SW Missouri State (West Region Second Round, Piscataway, N.J.)
Villanova (No. 5 seed)	W 66-58	No. 12 seed Drake (East Region First Round, Raleigh, N.C.)
	L 68-64	No. 4 seed NC State (East Region Second Round, Raleigh, N.C.)
Virginia Tech (No. 7 seed)	W 77-57	No. 10 seed Denver (Midwest Region First Round, Lubbock, Texas)
	L 73-52	No. 2 seed Texas Tech (Midwest Region Second Round, Lubbock, Texas)

1999-00 (13-3)

Boston College (No. 5 seed)	W 93-76	No. 12 seed Nebraska (Midwest Region First Round, Charlottesville, Va.)
	L 74-70	No. 4 seed Virginia (Midwest Region Second Round, Charlottesville, Va.)
Connecticut (No. 1 seed)	W 116-46	No. 16 seed Hampton (East Region First Round, Storrs, Conn.)
	W 83-45	No. 9 seed Clemson (East Region Second Round, Storrs, Conn.)
	W 102-80	No. 5 seed Oklahoma (East Region Semifinal, Richmond, Va.)
	W 86-71	No. 3 seed LSU (East Region Final, Richmond, Va.)
	W 89-67	No. 2 seed Penn State (National Semifinal, Philadelphia, Pa.)
	W 71-52	No. 1 seed Tennessee (National Championship, Philadelphia, Pa.)
Notre Dame (No. 2 seed)	W 87-61	No. 15 seed San Diego (Midwest Region First Round, Notre Dame, Ind.)
	W 95-60	No. 7 seed Geo. Washington (Midwest Region Second Round, Notre Dame, Ind.)
	L 69-65	No. 3 seed Texas Tech (Midwest Region Semifinal, Memphis, Tenn.)
Rutgers (No. 2 seed)	W 91-70	No. 15 seed Holy Cross (West Region First Round, Piscataway, N.J.)
	W 59-39	No. 10 seed St. Joseph's (West Region Second Round, Piscataway, N.J.)
	W 60-45	No. 11 seed UAB (West Region Semifinal, Portland, Ore.)
	W 59-51	No. 1 seed Georgia (West Region Final, Portland, Ore.)
	L 64-54	No. 1 seed Tennessee (National Semifinal, Philadelphia, Pa.)

1998-99 (7-4)

Boston College (No. 8 seed)	W 72-59	No. 9 seed Ohio State (East Region First Round, Knoxville, Tenn.)
	L 89-62	No. 1 seed Tennessee (East Region Second Round, Knoxville, Tenn.)
Connecticut (No. 1 seed)	W 97-46	No. 16 seed St. Francis (Midwest Region First Round, Storrs, Conn.)
	W 86-84	No. 8 seed Xavier (Midwest Region Second Round, Storrs, Conn.)
	L 64-58	No. 4 seed Iowa State (Midwest Region Semifinal, Cincinnati, Ohio)
Notre Dame (No. 5 seed)	W 61-57	No. 12 seed St. Mary's (West Region First Round, Baton Rouge, La.)
	L 74-64	No. 4 seed LSU West Region Second Round, Baton Rouge, La.)
Rutgers (No. 3 seed)	W 84-70	No. 14 seed Dartmouth (Midwest Region First Round, Piscataway, N.J.)
	W 90-47	No. 6 seed Arizona (Midwest Region Second Round, Piscataway, N.J.)
	W 53-42	No. 2 seed Texas Tech (Midwest Region Semifinal, Normal, Ill.)
	L 75-62	No. 1 seed Purdue (Midwest Region Final, Normal, Ill.)

1997-98 (7-4)

Connecticut (No. 2 seed)	W 93-52	No. 15 seed Fairfield (East Region First Round, Storrs, Conn.)
	W 75-67	No. 10 seed George Washington (East Region Second Round, Storrs, Conn.)
	W 74-57	No. 3 seed Arizona (East Region Semifinal, Dayton, Ohio)
	L 60-52	No. 4 seed North Carolina State (East Region Final, Dayton, Ohio)
Miami (No. 11 seed)	L 60-49	No. 6 seed Clemson (Midwest Region First Round, Ruston, La.)
Notre Dame (No. 9 seed)	W 78-64	No. 8 seed SW Missouri State (Midwest Region First Round, Lubbock, Texas)
	W 74-59	No. 16 seed Alcorn State (Midwest Region Second Round, Lubbock, Texas)
	L 70-65	No. 4 seed Purdue (Midwest Region Semifinal, Lubbock, Texas)
Rutgers (No. 5 seed)	W 79-76	No. 12 seed Oregon (Midwest Region First Round, Ames, Iowa)
	W 62-61	No. 4 seed Iowa State (Midwest Region Second Round, Ames, Iowa)
	L 92-60	No. 1 seed Tennessee (Midwest Region Semifinal, Nashville, Tenn.)

1996-97 (7-2)

Connecticut (No. 1 seed)	W 103-35	No. 16 seed Lehigh (Midwest Region First Round, Storrs, Conn.)
	W 72-53	No. 9 seed Iowa (Midwest Region Second Round, Storrs, Conn.)
	W 78-73	No. 4 seed Illinois (Midwest Region Semifinal, Iowa City, Iowa)
	L 91-81	No. 3 seed Tennessee (Midwest Region Final, Iowa City, Iowa)

1995-96 (5-2)

Connecticut (No. 1 seed)	W 94-63	No. 16 seed Howard (Midwest Region First Round, Storrs, Conn.)
	W 88-68	No. 9 seed Michigan State (Midwest Region Second Round, Storrs, Conn.)
	W 72-44	No. 12 seed San Francisco (Midwest Region Semifinal, Rosemont, Ill.)
	W 67-57	No. 3 seed Vanderbilt (Midwest Region Final, Rosemont, Ill.)
	L 88-83 (ot)	No. 1 seed Tennessee (National Semifinal, Charlotte, N.C.)
Notre Dame (No. 12 seed)	W 73-60	No. 5 seed Purdue (Midwest Region First Round, Lubbock, Texas)
	L 82-67	No. 4 seed Texas Tech (Midwest Region Second Round, Lubbock, Texas)



St. John's won the 1983 BIG EAST Tournament



BIG EAST in the NCAA Championship

BIG EAST in the WNIT



1994-95 (7-1)

Connecticut (No. 1 seed)	W 105-75	No. 16 seed Maine (East Region First Round, Storrs, Conn.)
	W 91-45	No. 8 seed Virginia Tech (East Region Second Round, Storrs, Conn.)
	W 87-56	No. 4 seed Alabama (East Region Semifinal, Storrs, Conn.)
	W 67-63	No. 3 seed Virginia (East Region Final, Storrs, Conn.)
	W 87-60	No. 2 seed Stanford (National Semifinal, Minneapolis, Minn.)
	W 70-64	No. 1 seed Tennessee (National Championship, Minneapolis, Minn.)
Seton Hall (No. 6 seed)	W 73-63	No. 11 seed Stephen F. Austin (West Region First Round, Chapel Hill, N.C.)
	L 59-49	No. 3 seed North Carolina (West Region Second Round, Chapel Hill, N.C.)

1993-94 (5-2)

Connecticut (No. 1 seed)	W 79-60	No. 16 seed Brown (East Region First Round, Storrs, Conn.)
	W 81-59	No. 9 seed Auburn (East Region Second Round, Storrs, Conn.)
	W 78-64	No. 4 seed So. Mississippi (East Region Semifinal, Piscataway, N.J.)
	L 81-69	No. 3 seed North Carolina (East Region Final, Piscataway, N.J.)
Seton Hall (No. 4 seed)	W 70-60	No. 13 seed Vermont (Midwest Region First Round, South Orange, N.J.)
	W 71-66	No. 5 seed Texas (Midwest Region Second Round, South Orange, N.J.)
	L 64-60	No. 1 seed Penn State (Midwest Region Semifinal, Austin, Texas)

1992-93 - no teams seeded below No. 4 (3-3)

Miami	W 61-44	St. Peter's (East Region First Round, Miami, Fla.)
	L 78-63	No. 4 seed W. Kentucky (East Region Second Round, Bowling Green, Ky.)
Georgetown	W 76-74	Northern Illinois (East Region First Round, Washington, D.C.)
	W 68-67	No. 3 seed Penn State (East Region Second Round, University Park, Pa.)
	L 77-57	No. 2 seed Virginia (East Region Semifinal, Richmond, Va.)
Connecticut	L 74-71	Louisville (Midwest Region First Round, Storrs, Conn.)

1991-92 (2-3)

Miami (No. 2 seed)	W 86-72	No. 7 seed North Carolina (East Region Second Round, Miami, Fla.)
	L 77-67	No. 3 Vanderbilt (East Region Semifinal, Charlottesville, Va.)
Connecticut (No. 6 seed)	W 83-66	No. 11 seed St. Peter's (East Region First Round, Storrs, Conn.)
	L 75-47	No. 3 Vanderbilt (East Region Second Round, Nashville, Tenn.)
Providence (No. 7 seed)	L 74-64	No. 10 Toledo (Midwest Region First Round, Providence, R.I.)

1990-91 (4-2)

Connecticut (No. 3 seed)	W 81-80	No. 11 seed Toledo (East Region Second Round, Storrs, Conn.)
	W 82-71	No. 2 seed NC State (East Region Semifinal, Philadelphia, Pa.)
	W 60-57	No. 4 seed Clemson (East Region Final, Philadelphia, Pa.)
	L 61-55	No. 1 seed Virginia (National Semifinal, New Orleans, La.)
Providence (No. 5 seed)	W 88-87	No. 12 seed Fairfield (East Region First Round, Providence, R.I.)
	L 103-91	No. 4 seed Clemson (East Region Second Round, Clemson, S.C.)

1989-90 (1-2)

Providence (No. 3 seed)	W 77-75	No. 6 seed Maryland (East Region Second Round, Providence, R.I.)
	L 77-71	No. 2 seed Virginia (East Region Semifinal, Norfolk, Va.)
Connecticut (No. 4 seed)	L 61-59	No. 5 seed Clemson (East Region Second Round, Storrs, Conn.)

1988-89 (0-3)

Connecticut (No. 8 seed)	L 72-63	No. 9 seed La Salle (East Region First Round, Storrs, Conn.)
Providence (No. 11 seed)	L 94-74	No. 6 seed James Madison (East Region First Round, Harrisonburg, Va.)
Villanova (No. 11 seed)	L 66-41	No. 6 seed Old Dominion (Midwest Region First Round, Norfolk, Va.)

1987-88 (1-3)

St. John's (No. 7 seed)	W 83-70	No. 10 seed Fairfield (East Region First Round, Jamaica, N.Y.)
	L 85-64	No. 2 seed Virginia (East Region Second Round, Charlottesville, Va.)
Syracuse (No. 6 seed)	L 116-75	No. 3 seed Ohio State (Midwest Region Second Round, Columbus, Ohio)
Villanova (No. 8 seed)	L 53-51	No. 9 seed Wake Forest (East Region First Round, Villanova, Pa.)

1986-87 (0-1)

Villanova (No. 6 seed)	L 68-67	No. 3 seed N.C. State (East Region Second Round, Philadelphia, Pa.)
------------------------	---------	---

1985-86 (1-2)

Providence (No. 9 seed)	L 55-53	No. 8 seed James Madison (East Region First Round, Providence, R.I.)
Villanova (No. 7 seed)	W 60-55	No. 10 seed La Salle (East Region First Round, Philadelphia, Pa.)
	W 85-58	No. 2 seed Rutgers (East Region Second Round, New Brunswick, N.J.)

1984-85 (0-1)

Syracuse (No. 8 seed)	L 88-63	No. 1 seed Old Dominion (East Region First Round, Norfolk, Va.)
-----------------------	---------	---

1983-84 (0-1)

St. John's (No. 7 seed)	L 81-79	No. 2 seed North Carolina (East Region First Round, Chapel Hill, N.C.)
-------------------------	---------	--

1982-83 (0-1)

St. John's (No. 7 seed)	L 86-63	No. 2 seed Old Dominion (East Region First Round, Norfolk, Va.)
-------------------------	---------	---



UConn won the 1995 NCAA Championship with the help of Naismith Player of the Year, Rebecca Lobo

2013-14 (5-5)

Butler	L 78-61	South Dakota State (First Round, Brookings, S.D.)
Creighton	W 77-51	Missouri (First Round, Omaha, Neb.)
	L 62-51	South Dakota State (Second Round, Brookings, S.D.)
Marquette	W 63-61	Indiana State (First Round, Terre Haute, Ind.)
	L 72-69	Indiana (Second Round, Bloomington, Ind.)
Seton Hall	W 63-60	American (First Round, South Orange, N.J.)
	W 75-74	Princeton (Second Round, South Orange, N.J.)
	L 91-79 (2OT)	Rutgers (Third Round, Piscataway, N.J.)
Villanova	W 74-66	Quinnipiac (First Round, Villanova, Pa.)
	L 76-66	George Washington (Second Round, Villanova, Pa.)

2012-13 (0-1)

Marquette	L 61-59	Northern Iowa (First Round, Milwaukee, Wis.)
-----------	---------	--

2011-12 (9-4)

Cincinnati	W 68-63 (ot)	Duquesne (First Round, Cincinnati, Ohio)
	L 72-51	Toledo (Second Round, Toledo, Ohio)
USF	W 76-20	Florida Atlantic (First Round, Tampa, Fla.)
	W 77-61	Florida International (Second Round, Tampa, Fla.)
	L 72-45	James Madison (Third Round, Harrisonburg, Va.)
Syracuse	W 59-42	Hartford (First Round, Hartford, Conn.)
	W 65-43	Drexel (Second Round, Philadelphia, Pa.)
	W 82-68	Temple (Third Round, Philadelphia, Pa.)
	W 74-73 (ot)	Toledo (Quarterfinal Round, Toledo, Ohio)
	L 74-71	James Madison (Semifinal Round, Harrisonburg, Va.)
Villanova	W 58-39	American (First Round, Villanova, Pa.)
	W 58-55	Illinois State (Second Round, Normal, Ill.)
	L 48-47	Colorado (Third Round, Boulder, Colo.)

2010-11 (3-1)

Syracuse	W 77-53	Monmouth (First Round, Syracuse, N.Y.)
	W 63-53	St. Bonaventure (Syracuse, N.Y.)
	W 72-63	Eastern Michigan (Syracuse, N.Y.)
	L 71-68 (ot)	Toledo (Toledo, Ohio)

2009-10 (7-5)

Marquette	W 85-56	Eastern Illinois (First Round, Milwaukee, Wis.)
	L 74-72 (ot)	Illinois (Second Round, Champaign, Ill.)
Pittsburgh	L 70-58	Toledo (First Round, Toledo, Ohio)
Providence	W 64-58	Boston University (First Round, Boston, Mass.)
	W 76-61	Old Dominion (Second Round, Providence, R.I.)
	W 77-64	Maryland (Third Round, College Park, Md.)
	L 73-65	Miami (Quarterfinal Round, Providence, R.I.)
USF	L 61-54	Florida (First Round, Gainesville, Fla.)
Syracuse	W 87-68	Harvard (First Round, Syracuse, N.Y.)
	W 69-55	Richmond (Second Round, Syracuse, N.Y.)
	W 74-59	VCU (Third Round, Syracuse, N.Y.)
	L 78-52	Michigan (Quarterfinal Round, Ann Arbor, Mich.)

2008-09 (13-5)

Georgetown	W 73-45	Wintrop (First Round, Washington, D.C.)
	W 72-61	Wake Forest (Second Round, Winston-Salem, N.C.)
	W 65-49	Richmond (Third Round, Washington, D.C.)
	L 65-56	Boston College (Fourth Round, Chestnut Hill, Mass.)
Marquette	W 58-49	Butler (Second Round, Milwaukee, Wis.)
	L 51-50	Illinois State (Third Round, Normal, Ill.)
St. John's	W 83-60	Harvard (First Round, Queens, N.Y.)
	W 70-59	Hartford (Second Round, West Hartford, Conn.)
	L 68-64	Boston College (Third Round, Queens, N.Y.)
USF	W 88-81 (ot)	Florida Gulf Coast (Second Round, Tampa, Fla.)
	W 74-57	Mississippi (Third Round, Tampa, Fla.)
	W 80-66	St. Bonaventure (Fourth Round, Olean, N.Y.)
	W 82-65	Boston College (Semifinals, Chestnut Hill, Mass.)
	W 75-71	Kansas (National Championship, Lawrence, Kan.)
Syracuse	W 90-65	Canisius (First Round, Syracuse, N.Y.)
	L 72-69	Bowling Green (Second Round, Bowling Green, Ohio)
West Virginia	W 70-40	Coppin State (First Round, Morgantown, W.Va.)
	L 68-63	St. Bonaventure (Second Round, Olean, N.Y.)

2007-08 (9-3)

Marquette	W 75-69	Creighton (Second Round, Milwaukee, Wis.)
	W 72-64	Illinois (Third Round, Milwaukee, Wis.)
	W 69-64	Kentucky (Fourth Round, Lexington, Ky.)
	W 86-72	Colorado (Semifinals, Boulder, Colo.)
	W 81-66	Michigan State (National Championship, East Lansing, Mich.)
St. John's	W 65-59	Iona (Second Round, Queens, N.Y.)
	W 65-56	Boston College (Third Round, Queens, N.Y.)
	L 63-61	NC State (Fourth Round, Raleigh, N.C.)
USF	L 67-65	Florida Gulf Coast (First Round, Fort Meyers, Fla.)
Villanova	W 53-52	American (First Round, Villanova, Pa.)
	W 60-54	Wisconsin (Second Round, Madison, Wis.)
	L 64-58	Colorado (Third Round, Boulder, Colo.)

2006-07 (2-2)

Seton Hall	W 60-39	Dartmouth (First Round, South Orange, N.J.)
	L 64-52	Hofstra (Second Round, Hempstead, N.Y.)
USF	W 66-49	Coppin State (Second Round, Tampa, Fla.)
	L 73-71	Virginia (Third Round, Charlottesville, Va.)

2005-06 (9-4)

Cincinnati	L 81-75 (ot)	Florida International (First Round, Miami, Fla.)
Marquette	W 64-44	Illinois (Second Round, Milwaukee, Wis.)
	W 68-63	Iowa State (Third Round, Ames, Iowa)
	W 57-54	Indiana (Fourth Round, Milwaukee, Wis.)
	W 77-64	Pittsburgh (Semifinals, Milwaukee, Wis.)
	L 77-65	Kansas State (Final, Manhattan, Kan.)
Pittsburgh	W 64-57	Delaware (Second Round, Pittsburgh, Pa.)
	W 85-76	Mississippi (Third Round, Pittsburgh, Pa.)
	W 68-56	Virginia (Fourth Round, Pittsburgh, Pa.)
	L 77-64	Marquette (Semifinals, Milwaukee, Wis.)
Villanova	W 71-44	Hofstra (Second Round, Villanova, Pa.)
	W 59-47	Xavier (Third Round, Villanova, Pa.)
	L 94-81	Western Kentucky (Fourth Round, Villanova, Pa.)

2004-05 (6-5)

Marquette	L 66-57	Nebraska (First Round, Milwaukee, Wis.)
St. John's	W 48-42	Delaware (First Round, Newark, Del.)
	L 68-63	West Virginia (Second Round, Morgantown, W.Va.)
USF	W 61-56	Florida (First Round, Tampa, Fla.)
	L 78-63	Wake Forest (Second Round, Winston-Salem, N.C.)
Villanova	L 50-40	Chattanooga (First Round, Chattanooga, Tenn.)
West Virginia	W 74-59	Maine (First Round, Morgantown, W.Va.)
	W 68-63	St. John's (Second Round, Morgantown, W.Va.)
	W 65-52	Wake Forest (Third Round, Morgantown, W.Va.)
	W 80-75 (2ot)	Kentucky (Semifinals, Lexington, Ky.)
	L 78-70	Southwest Missouri State (National Final, Springfield, Mo.)

2003-04 (1-1)

Seton Hall	W 61-56	George Mason (First Round, South Orange, N.J.)
	L 68-61 (ot)	Saint Joseph's (Second Round, Philadelphia, Pa.)

2002-03 (0-2)

Georgetown	L 79-65	Richmond (First Round, Richmond, Va.)
Seton Hall	L 66-58	Siena (First Round, Loudonville, N.Y.)

2001-02 (4-2)

Miami	W 71-64	Georgia Tech (First Round, Atlanta, Ga.)
	L 83-76	Houston (Second Round, Houston, Texas)
Virginia Tech	W 51-45	UNC-Greensboro (First Round, Greensboro, N.C.)
	W 68-52	George Washington (Second Round, Blacksburg, Va.)
	W 76-48	Vermont (Third Round, Blacksburg, Va.)
	L 77-72 (ot)	Houston (Semifinals, Blacksburg, Va.)

2000-01 (1-1)

Georgetown	W 60-56	George Mason (First Round, Fairfax, Va.)
	L 78-74	James Madison (Second Round, Harrisonburg, Va.)

1999-00 (0-3)

Georgetown	L 63-46	Maryland (First Round, Washington, D.C.)
Pittsburgh	L 76-60	Cincinnati (First Round, Pittsburgh, Pa.)
Villanova	L 74-62	Michigan State (First Round, Villanova, Pa.)

1998-99 (0-2)

Georgetown	L 86-73	Siena (First Round, Washington, D.C.)
Miami	L 65-58	Rice (First Round, Miami, Fla.)

1997-98 (0-1)

Villanova	L 68-61	Penn State (First Round, Villanova, Pa.)
-----------	---------	--



Marquette - 2008 WNIT Champions

BIG EAST Players in the WNBA

BIG EAST Players in the Olympics

Player	School	Current Team	Drafted/Team	Round/Pick	Player	School	Current Team	Drafted/Team	Round/Pick
Svetlana Abramova	Connecticut (1997-01)		2001/Minnesota	1st/7th	Maya Moore	Connecticut (2007-11)	Minnesota	2011/Minnesota	1st/1st
Matee Ajavon	Rutgers (2004-08)	Atlanta	2008/Houston	1st/5th	Beth (Morgan) Cunningham	Notre Dame (1993-97)		1997/Philadelphia#	2nd/8th
Kayla Alexander	Syracuse (2009-13)	San Antonio	2013/San Antonio	1st/8th	Chelsea Newton	Rutgers (2001-05)		2005/Sacramento	2nd/22nd
Charel Allen	Notre Dame (2003-08)		2008/Sacramento	3rd/43rd	Natalie Novosel	Notre Dame (2008-12)		2012/Washington	1st/8th
Leigh Aziz	Syracuse (1998-01)		2003/Indiana	Free Agent	Yolanda Paige	West Virginia (2001-05)		2005/Indiana	2nd/16th
Jacqueline Batteast	Notre Dame (2001-05)		2005/Minnesota	2nd/17th	Devereaux Peters	Notre Dame (2007-12)	Minnesota	2012/Minnesota	1st/3rd
Ashley Battle	Connecticut (2001-05)		2005/Seattle	2nd/25th	Cappie Pondexter	Rutgers (2002-06)	New York	2006/Phoenix	1st/2nd
Candycy Bingham	Louisville (2005-09)		2009/San Antonio	3rd/39th	Tasha Pointer	Rutgers (1997-01)		2001/Portland	4th/4th
Sue Bird	Connecticut (1998-02)	Seattle	2002/Seattle	1st/1st	Epiphanny Prince	Rutgers (2006-09)	Chicago	2010/Chicago	1st/4th
Octavia Blue	Miami (1994-98)		1998/Los Angeles	2nd/15th	Allie Quigley	DePaul (2004-08)	Chicago	2008/Seattle	2nd/22nd
Cal Bouchard	Boston College (1996-00)		2000/Detroit	4th/12th	Texlin Quinney	Seton Hall (1992-96)		2000/Indiana	Assigned
Rebekkah Brunson	Georgetown (2000-04)	Minnesota	2004/Sacramento	1st/10th	Shea Ralph	Connecticut (1996-01)		2001/Utah	3rd/8th
Kate Bulger	West Virginia (2000-04)		2004/Minnesota	3rd/38th	Beth Record	Syracuse (1997-01)		2001/Los Angeles	2nd/15th
Michelle Campbell	Rutgers (2002-06)		2006/Washington	Free Agent	Rebecca Richman	Rutgers (2001-05)		2005/New York	3rd/36th
Essence Carson	Rutgers (2004-08)	New York	2008/Washington	1st/7th	Ruth Riley	Notre Dame (1997-01)		2001/Miami	1st/5th
Swin Cash	Connecticut (1998-02)	New York	2002/Detroit	1st/2nd	Jennifer Rizzotti	Connecticut (1992-96)		1996/New England#	Regional pick
Tina Charles	Connecticut (2006-10)	New York	2010/Connecticut	1st/1st	Angel Robinson	Marquette (2007-11)		2011/New York	2nd/22nd
Felicia Chester	DePaul (2007-11)		2011/New York	1st/1st	Sugar Rodgers	Georgetown (2009-13)	New York	2013/Minnesota	2nd/2nd
Willnett Crockett	Connecticut (2002-06)		2006/Los Angeles	2nd/8th	Jenna Rubino	DePaul (2003-07)		2007/Chicago	3rd/1st
Davalyn Cunningham	Rutgers (1998-02)		2002/Orlando	2nd/23rd	Khadijah Rushdan	Rutgers (2008-12)		2012/Los Angeles	1st/15th
Skyler Diggins	Notre Dame (2009-13)	Tulsa	2013/Tulsa	1st/3rd	Nykesha Sales	Connecticut (1994-98)		1998/Orlando	Assigned
Megan Duffy	Notre Dame (2002-06)		2006/Minnesota	3rd/3rd	Olayinka Sanni	West Virginia (2004-08)		2008/Detroit	2nd/18th
Jessica Dickson	USF (2003-07)		2007/Sacramento	2nd/21st	Paige Sauer	Connecticut (1996-00)		2000/Los Angeles	2nd/15th
Kelly Faris	Connecticut (2009-13)	Connecticut	2013/Connecticut	1st/11th	Kelly Schumacher	Connecticut (1997-01)		2001/Indiana	1st/14th
Katryna Gathers	Notre Dame (1993-97)		1997/Seattle#	3rd/4th	Kelley Siemon	Notre Dame (1997-01)		2001/Los Angeles	3rd/16th
Usha Gilmore	Rutgers (1996-00)		2000/Indiana	3rd/10th	Andrea Smith	USF (2010-13)		2013/Connecticut	3rd/11th
Kalana Greene	Connecticut (2005-10)	Washington	2010/New York	2nd/13th	Khara Smith	DePaul (2002-06)		2006/San Antonio	3rd/2nd
Keisha Hampton	DePaul (2008-12)		2012/Seattle	2nd/22nd	Shenneika Smith	St. John's (2009-13)		2013/New York	3rd/1st Katie
Ericka Haney	Notre Dame (1998-02)		2002/Detroit	3rd/47th	Smrcka-Duffy	Georgetown (1998-01)		2001/Sacramento	4th/14th
Tiffany Hayes	Connecticut (2008-12)	Atlanta	2012/Atlanta	1st/14th	Shawnetta Stewart	Rutgers (1997-00)		2000/Orlando	3rd/4th
Kym Hope	Miami (1995-99)		2000/Orlando	Assigned	Ann Strother	Connecticut (2002-06)		2006/Phoenix	2nd/1st
Charde Houston	Connecticut (2004-08)	New York	2008/Minnesota	3rd/30th	Tammy Sutton-Brown	Rutgers (1997-01)		2001/Charlotte	2nd/2nd
Niele Ivey	Notre Dame (1996-01)		2001/Indiana	2nd/3rd	Ketia Swanie	Connecticut (2004-08)		2008/Connecticut	1st/12th
Amber Jacobs	Boston College (2000-04)		2004/Minnesota	3rd/33rd	April Sykes	Rutgers (2008-12)		2012/Los Angeles	2nd/28th
Asjha Jones	Connecticut (1998-02)	Connecticut	2002/Washington	1st/4th	Diana Taurasi	Connecticut (2000-04)	Phoenix	2004/Phoenix	1st/1st
Trish Juhline	Villanova (1999-03)		2003/Washington	3rd/21st	Barbara Turner	Connecticut (2002-06)		2006/Seattle	1st/11th
Rashidat Junaid	Rutgers (2006-10)		2010/Los Angeles	3rd/32nd	Kia Vaughn	Rutgers (2005-09)	Washington	2009/New York	1st/8th
Ieva Kublina	Virginia Tech (2000-04)		2004/Indiana	3rd/31st	Rita Williams	Connecticut (1995-98)		1998/Washington	2nd/3rd
Yelena Leuchanka	West Virginia (2004-06)		2007/Washington	Free Agent	Tamika (Williams) Raymond	Connecticut (1998-02)		2002/Minnesota	1st/6th
Rebecca Lobo	Connecticut (1991-95)		1997/New York	Regional pick	Kia Vaughn	Rutgers (2005-09)	Washington	2009/New York	1st/8th
Nadine Malcolm	Providence (1993-97)		1998/Seattle#	3rd/3rd	Tere Williams	Virginia Tech (1997-01)		2001/Phoenix	3rd/13th
Angel McCoughtry	Louisville (2005-09)	Atlanta	2009/Atlanta	1st/1st	Kara Wolters	Connecticut (1993-97)		1997/New England#	Regional Pick
Nadirah Mckenith	St. John's (2009-13)	Minnesota	2013/Washington	2nd/5th	Dana Wynne	Seton Hall (1993-97)		1997/Colorado#	3rd/19th
Renee Montgomery	Connecticut (2005-09)	Connecticut	2009/Minnesota	1st/4th	Shavonte Zellous	Pittsburgh (2005-09)	Indiana	2009/Detroit	1st/11th
Jessica Moore	Connecticut (2000-05)	Connecticut	2005/Charlotte	2nd/24th					



DePaul's Allie Quigley was named the 2014 WNBA Sixth Woman of the Year

Georgetown's Rebekkah Brunson won a WNBA Championship with Minnesota in 2011

Georgetown's Sugar Rodgers spent her second WNBA season with the New York Liberty

USA Basketball National Team Head Coach

Geno Auriemma, Connecticut - 2009-2012

U.S. Olympic Team

Sue Bird, Connecticut, 2012 (Gold Medal)
 Swin Cash, Connecticut, 2012 (Gold Medal)
 Angel McCoughtry, Louisville, 2014 (Gold Medal)
 Tina Charles, Connecticut, 2012 (Gold Medal)
 Ashja Jones, Connecticut, 2012 (Gold Medal)
 Angel McCoughtry, Louisville, 2012 (Gold Medal)
 Maya Moore, Connecticut, 2012 (Gold Medal)
 Diana Taurasi, Connecticut, 2012 (Gold Medal)
 Sue Bird, Connecticut, 2008 (Gold Medal)
 Diana Taurasi, Connecticut, 2008 (Gold Medal)
 Cappie Pondexter, Rutgers, 2008 (Gold Medal)
 Sue Bird, Connecticut, 2004 (Gold Medal)
 Swin Cash, Connecticut, 2004 (Gold Medal)
 Ruth Riley, Notre Dame, 2004 (Gold Medal)
 Diana Taurasi, Connecticut, 2004 (Gold Medal)
 Kara Wolters, Connecticut, 2000 (Gold Medal)
 Rebecca Lobo, Connecticut, 1996 (Gold Medal)
 Kara Wolters, Connecticut, 1996 (alternate)
 Geno Auriemma, Conn., 2012, head coach (Gold Medal)
 Doug Bruno, DePaul, 2012, assistant coach (Gold Medal)
 C. Vivian Stringer, Rutgers, 2004, asst. coach (Gold Medal)
 Geno Auriemma, Conn., 2000, assistant coach (Gold Medal)

USA Basketball Senior National Team

Sue Bird, Connecticut, 2007-12
 Rebekkah Brunson, Georgetown, 2007-08
 Swin Cash, Connecticut, 2007-12
 Tina Charles, Connecticut, 2010-12
 Ashja Jones, Connecticut, 2007-12
 Angel McCoughtry, Louisville, 2011-12
 Maya Moore, Connecticut, 2011-12
 Cappie Pondexter, Rutgers, 2007-12
 Diana Taurasi, Connecticut, 2007-12
 Kara Wolters, Connecticut, 1999-00
 Rebecca Lobo, Connecticut, 1995-96

USA Basketball World Championship Team

Sue Bird, Connecticut, 2014 (Gold Medal)
 Maya Moore, Connecticut, 2014 (Gold Medal)
 Angel McCoughtry, Louisville, 2014 (Gold Medal)
 Diana Taurasi, Connecticut, 2014 (Gold Medal)
 Tina Charles, Connecticut, 2014 (Gold Medal)
 Doug Bruno, DePaul, 2014, assistant coach (Gold Medal)
 Sue Bird, Connecticut, 2010
 Swin Cash, Connecticut, 2010
 Tina Charles, Connecticut, 2010
 Ashja Jones, Connecticut, 2010
 Angel McCoughtry, Louisville, 2010
 Maya Moore, Connecticut, 2010
 Diana Taurasi, Connecticut, 2010
 Sue Bird, Connecticut, 2006 (Bronze Medal)
 Diana Taurasi, Connecticut, 2006 (Bronze Medal)
 Cappie Pondexter, Connecticut, 2006 (Alternate)
 Kara Wolters, Connecticut, 1998 (Gold Medal)
 Kara Wolters, Connecticut, 1994 (Bronze Medal)
 Marianna Freeman, Syracuse, 2002, asst. coach (Gold Medal)
 Doug Bruno, DePaul, 2010, assistant coach

USA Basketball Olympic Qualifying Team

Sue Bird, Connecticut, 2011 (Gold Medal)
 Swin Cash, Connecticut, 2011 (Gold Medal)
 Tina Charles, Connecticut, 2011 (Gold Medal)
 Ashja Jones, Connecticut, 2011 (Gold Medal)
 Angel McCoughtry, Louisville, 2011 (Gold Medal)
 Maya Moore, Connecticut, 2011 (Gold Medal)
 Diana Taurasi, Connecticut, 2011 (Gold Medal)
 Sue Bird, Connecticut, 2007 (Gold Medal)
 Rebekkah Brunson, Georgetown, 2007 (Gold Medal)
 Swin Cash, Connecticut, 2007 (Silver Medal)
 Cappie Pondexter, Rutgers, 2007 (Gold Medal)
 Diana Taurasi, Connecticut, 2007 (Gold Medal)

USA Basketball World Champion Qualifying

Katryna Gathers, Notre Dame, 1997 (Silver Medal)
 Beth Morgan, Notre Dame, 1997 (Silver Medal)

Team Canada World Championship Team

Katherine Plouffe, Marquette, 2014

USA Basketball Women's Select Team

Ruth Riley, Notre Dame 1998
 Beth Morgan, Notre Dame 1996

USA World University Games Teams

Bria Hartley, Connecticut, 2013 (Gold Medal)
 Kaleena Mosqueda-Lewis, 2013 (Gold Medal)
 Skylar Diggins, Notre Dame, 2011 (Gold Medal)
 Keisha Hampton, DePaul, 2011 (Gold Medal)
 Natalie Novosel, Notre Dame, 2011 (Gold Medal)
 Devereaux Peters, Notre Dame, 2011 (Gold Medal)
 Kara Wolters, Connecticut, 1996 (Gold Medal)
 Tina Charles, Connecticut, 2009 (Gold Medal)
 Tiffany Hayes, Connecticut, 2009 (Gold Medal)
 Maya Moore, Connecticut, 2009 (Gold Medal)
 Cappie Pondexter, Rutgers, 2005 (Gold Medal)
 Megan Duffy, Notre Dame, 2005 (Gold Medal)
 Ruth Riley, Notre Dame, 1999 (Silver Medal)
 Beth Morgan, Notre Dame, 1997 (Gold Medal)
 Nykesha Sales, Connecticut, 1997 (Gold Medal)
 Kara Wolters, Connecticut, 1995 (Gold Medal)

FIBA U21 World Championship (Formerly the World Championship For Young Women)

Essence Carson, Rutgers, 2007 (Gold Medal)
 Kia Vaughn, Rutgers, 2007 (Gold Medal)
 Cappie Pondexter, Rutgers, 2003 (Gold Medal)

FIBA Americas U20 Championship (Formerly the World Championship for Young Women Qualifying Tournament)

Essence Carson, Rutgers, 2006 (Gold Medal)
 Renee Montgomery, Connecticut, 2006 (Gold Medal)
 Kia Vaughn, Rutgers, 2006 (Gold Medal)
 Cappie Pondexter, Rutgers, 2002 (Gold Medal)

U.S. Junior National Team

Tracy Lis, Providence, 1990
 Rebecca Lobo, Connecticut, 1991

USA Pan Am Games Teams

Breanna Stewart, Connecticut, 2011
 April Sykes, Rutgers, 2011
 Matee Ajavon, Rutgers, 2007 (Gold Medal)
 Charde Houston, Connecticut, 2007 (Gold Medal)

Angel McCoughtry, Louisville, 2007 (Gold Medal)
 Mel Thomas, Connecticut, 2007 (Gold Medal)
 Rebekkah Brunson, Georgetown, 2003 (Silver Medal)
 Ann Strother, Connecticut, 2003 (Silver Medal)
 Barbara Turner, Connecticut, 2003 (Silver Medal)
 Beth Cunningham, Notre Dame, 1999 (Bronze Medal)
 Katryna Gathers, Notre Dame, 1999 (Bronze Medal)
 Dana Wynne, Seton Hall, 1999 (Bronze Medal)

USA R. William Jones Cup Team

Doug Bruno, DePaul, 2007, head coach (Gold Medal)
 Shea Ralph, Connecticut, 2000 (Gold Medal)
 Kelly Schumacher, Connecticut, 2000 (Gold Medal)
 Paige Sauer, Connecticut, 1997 (Silver Medal)
 Jennifer Rizzotti, Connecticut, 1996 (Gold Medal)
 Nykesha Sales, Connecticut, 1996 (Gold Medal)
 Kara Wolters, Connecticut, 1996 (Bronze Medal)
 Nykesha Sales, Connecticut, 1995 (Bronze Medal)
 Nykesha Sales, Connecticut, 1994 (Gold Medal)

FIBA U21 World Championship (Formerly the World Championship For Young Women)

Essence Carson, Rutgers, 2007 (Gold Medal)
 Ashley Battle, Connecticut, 2000 (Gold Medal)
 Cappie Pondexter, Rutgers, 2000 (Gold Medal)

FIBA Americas U20 Championship (Formerly the World Championship for Young Women Qualifying Tournament)

Essence Carson, Rutgers, 2006 (Gold Medal)
 Doug Bruno, DePaul, 2006, head coach (Gold Medal)
 Kia Vaughn, Rutgers, 2006 (Gold Medal)
 Cappie Pondexter, Rutgers, 2002 (Gold Medal)

FIBA U19 World Championship (Formerly the FIBA Junior World Championship)

Stefanie Dolson, Connecticut, 2011 (Gold Medal)
 Bria Hartley, Connecticut, 2011 (Gold Medal)
 Ann Strother, Connecticut, 2012 (Gold Medal)
 Kaleena Mosqueda-Lewis, Connecticut, 2011 (Gold Medal)
 Breanna Stewart, Connecticut, 2011 (Gold Medal)

Morgan Tuck, Connecticut, 2011 (Gold Medal)
 Skylar Diggins, Notre Dame, 2009 (Gold Medal)
 Melissa Lechitner, Notre Dame, 2007 (Gold Medal)
 Maya Moore, Connecticut, 2007 (Gold Medal)
 Essence Carson, Rutgers, 2005 (Gold Medal)
 Jessica Moore, Connecticut, 2001 (Bronze Medal)
 Diana Taurasi, Connecticut, 2001 (Bronze Medal)
 Cappie Pondexter, Rutgers, 2001 (Bronze Medal)
 Rebecca Lobo, Connecticut, 1993 (7th Place)

USA Basketball World Champion Qualifying

Doug Bruno, DePaul, 2007, head coach (Gold Medal)
 Geno Auriemma, Conn., 2001, head coach (Bronze Medal)
 Marianna Freeman, Syracuse, 1997, asst. coach (Gold Medal)

FIBA Americas U18 Championship Team (Formerly Jr. World Championship Qualifying)

Moriah Jefferson, Connecticut, 2012 (Gold Medal)
 Michaela Mabrey, Notre Dame, 2012 (Gold Medal)
 Kara Wolters, Connecticut, 1996 (Bronze Medal)
 Nykesha Sales, Connecticut, 1995 (Bronze Medal)
 Nykesha Sales, Connecticut, 1994 (Gold Medal)

FIBA U21 World Championship (Formerly the World Championship For Young Women)

Essence Carson, Rutgers, 2007 (Gold Medal)
 Ashley Battle, Connecticut, 2000 (Gold Medal)
 Cappie Pondexter, Rutgers, 2000 (Gold Medal)
 Diana Taurasi, Connecticut, 2000 (Gold Medal)
 Stacy Hansmeyer, Connecticut, 1996 (Silver Medal)
 Rebecca Lobo, Connecticut, 1992 (Silver Medal)

FIBA Americas U20 Championship (Formerly the World Championship for Young Women Qualifying Tournament)

Essence Carson, Rutgers, 2006 (Gold Medal)
 Renee Montgomery, Connecticut, 2006 (Gold Medal)
 Kia Vaughn, Rutgers, 2006 (Gold Medal)
 Cappie Pondexter, Rutgers, 2002 (Gold Medal)

FIBA U19 World Championship (Formerly the FIBA Junior World Championship)

Stefanie Dolson, Connecticut, 2011 (Gold Medal)
 Bria Hartley, Connecticut, 2011 (Gold Medal)
 Ann Strother, Connecticut, 2012 (Gold Medal)
 Kaleena Mosqueda-Lewis, Connecticut, 2011 (Gold Medal)
 Breanna Stewart, Connecticut, 2011 (Gold Medal)



DePaul head coach Doug Bruno served as an assistant coach of Team USA during their 2014 FIBA World Championship Gold Medal run

Marquette's Katherine Plouffe participated with Team Canada at the World Championships

Past, Present and Future



The inaugural Chalktalk event was held before the semifinals of the 2012 BIG EAST Championship and featured eight speakers who have each made a significant impact on women's basketball. From left to right, emcee LaChina Robinson, Val Ackerman, Renee Brown, Carol Callan, Dee Kantner, Rebecca Lobo, Kathy Meehan, Carol Stiff and Mike Thibault.



Former BIG EAST standout, Lobo has transitioned her dominant athletic career into a successful broadcasting profession.



Meehan, the Associate Vice President for Athletics at St. John's, continues to serve on numerous BIG EAST postseason committees as well as the NCAA women's basketball selection committee.



Ackerman took the reins as the BIG EAST Commissioner in June 2013 and continues to be an active influence on women's basketball globally.



In addition to officiating the 2014 NCAA Championship, Kantner also wore the black and white stripes for the 2014 BIG EAST title game.

Additionally, Brown is the WNBA's Chief of Basketball Operations & Player Relations, Thibault is the WNBA's Washington Mystics head coach, Callan is Women's National team Director for USA Basketball, Stiff is Vice President, Multimedia Strategy & Integration for ESPN.

Robinson served as the FOX Sports 1 analyst throughout the regular season and for the semifinals and final of the 2014 BIG EAST Women's Basketball Tournament.

Allstate Arena

2014

Playing at Allstate Arena for the first time, top-seeded DePaul and No. 2 seed St. John's battled in suburban Chicago. The Blue Demons claimed their first BIG EAST Tournament title, while both teams went on to the NCAA Tournament.



BIG EAST

CONFERENCE





2014
BIG EASTTM
WOMEN'S
TOURNAMENT
CHICAGO
- PRESENTED BY -
NEW YORK LIFE