

Your Home. Your Car. Your Team.

Your local State Farm[®] agent and their team can help protect your home and car like only they know how. Talk to an agent today.

State Farm Mutual Automobile Insurance Company
State Farm Fire and Casualty Company
Bloomington, IL



2022-23 ATLANTA HAWKS MEDIA GUIDE



MEDIA GUIDE
2022-23

 **State Farm ARENA**



CHICKEN + BASKETBALL

Chick-fil-A® Atlanta is a proud partner of the Atlanta Hawks



Chick-fil-A®, Chick-fil-A Stylized®, and The Chick-fil-A Cows® are registered trademarks of CFA Properties, Inc. All trademarks shown are the property of their respective owners.



HAWKS.COM

ATLANTA HAWKS

Tony Ressler6
Executive Management.....7

FRONT OFFICE

Steve Koonin8
Travis Schlenk9
Landry Fields.....10
Michelle Leftwich10
Dwight Lutz11
Dan Martinez.....11
Derek Pierce.....11
Dominique Wilkins12
Dotun Akinwale Jr.....13
Basketball Operations13
Nate McMillan16
Coaching Staff17
Basketball Operations.....20
Community Development21

PLAYERS

Hawks Roster25
Bogdan Bogdanovic26
Clint Capela28
John Collins30
Jarrett Culver.....32
Trent Forrest.....34
AJ Griffin36
Aaron Holiday38
Justin Holiday40
De'Andre Hunter42
Jalen Johnson44
Frank Kaminsky III46
Vit Krejci48
Tyrese Martin.....50
Dejounte Murray52
Onyeka Okongwu54
Trae Young.....56

2021-22 REVIEW

Summary60
Final Statistics61
High Games62
Game By Game Results64
Quarter By Quarter Results ...66
Hawks Team Stats68
Opp. Team Stats70
Miscellaneous Numbers72

RECORDS

Hawks Yearly Leaders78
Hawks Individual Records86
Hawks Team Records88
All Time Career Leaders90

RECORDS CONT.

All Time Season Leaders92
Ind. Opp. Single Game
Records95
Team Opp. Single
Game Records97
State Farm Arena Records ...99
Atl./Opp. Highs & Lows102
Hawks All-Time Records103
Opp. All-Time Records104
NBA Stat Leaders105
Starting Lineups106
Sundry Hawks Records107
The Last Time108

HISTORY

Yearly W-L Results110
Hawks Coaching Records ...111
Yearly Results112
1968-22 Transactions166
1968-22 Offensive Stats179
1968-22 Defensive Stats ...180
1977-22 Attendance181
Misc. Records182
Overtime187
1968-22 Draft Choices189
All-Time Roster191
All-Time Uniform Numbers ...204
History of the Hawks205
Retired Numbers214
Individual Honors215
Weekly/Monthly Honors216
Collier Trophy217

PLAYOFFS

All-Time Playoff Results220
2022 Playoff Results223
Hawks Playoff Highs224
Hawks Individual Records ...225
Hawks Team Records226
Opp. Individual Records228
Opp. Team Records229
Yearly Stats231

NBA

NBA Directory242
NBA G League Directory242
College Park Skyhawks243
Final NBA G League
Standings245
NBA 2K League.....246
2022 NBA Award Winners ...247

NBA CONT.

Final NBA Standings248
Final NBA Stats249
2022 NBA Draft254
Past NBA Champions255
All-Time Award Winners256
All-Time NBA Leaders257

OPPONENTS

Team by Team262
Hawks All-Time vs. Opp.291

MEDIA

Media Information294
Hawks Radio / TV297

STATE FARM ARENA

General Information300
Seating Chart301
Service Level Map302
Court Dimensions303
State Farm Arena Firsts304
2022-23 Hawks Schedule ...305

PRODUCTION NOTES

Exec. Editor: Garin Narain
Editor: Jon Steinberg
Asst. Editors: Billy Hartman
Jay Winters
Cullen Davis
Photography: Scott Cunningham
NBAE / Getty Images
Hawks Photo Files
Design: Cliff Lummus

© 2022 Atlanta Hawks. All NBA and team insignia depicted in this publication are the property of NBA Properties, Inc. and the respective teams of the NBA and may not be reproduced for commercial purposes without the prior written consent of NBA Properties, Inc. The information contained in this publication was compiled by the Atlanta Hawks and is provided as a courtesy to our fans and the press and may be used only for personal or editorial purposes. Any commercial use of this information is prohibited without the prior written consent of the Atlanta Hawks.



STAFF DIRECTORY

Atlanta Hawks
Centennial Tower
101 Marietta St. NW, Suite 1900
Atlanta, Georgia 30303

Administration: (404) 878-3800
Sales: 1-866-715-1500
Administration Fax Number: (404) 878-3836
Media Relations Fax Number: (404) 878-3590

ATLANTA HAWKS

OWNERSHIP

Principal Owner & Chair of the Board of Directors.....Tony Ressler
Vice Chair of the Board.....Grant Hill

EXECUTIVE MANAGEMENT

Chief Executive Officer,
Atlanta Hawks and State Farm Arena..... Steve Koonin
Executive Vice President &
Chief Financial Officer..... Joel Browning
Senior Vice President of Ticket Sales & Service..... Kyle Brunson
Senior Vice President of
Corporate Partnerships & Premium Sales..... Michael Drake
Executive Vice President, Arena Programming..... Trey Feazel
Executive Vice President of External and Governmental Affairs &
Executive Director, Atlanta Hawks Foundation..... David Lee
Executive Vice President,
Chief People, Diversity & Inclusion Officer..... Camye Mackey
Vice President, Team Operations..... Dan Martinez
Executive Vice President,
Chief Communications Officer..... Garin Narain
Executive Vice President &
Chief Marketing Officer..... Melissa Proctor
Director of Business and Basketball Operations..... Nick Ressler
Senior Vice President,
Chief Innovation & Technology Officer..... Kim Rometo
Executive Vice President &
Chief Revenue Officer..... Andrew Saltzman
Executive Vice President &
General Manager, State Farm Arena..... Brett Stefansson
Executive Vice President &
Chief Legal Officer..... Scott Wilkinson

BASKETBALL OPERATIONS

President of Basketball Operations..... Travis Schlenk
General Manager..... Landry Fields
Vice President, Salary Cap Administration..... Michelle Leftwich
Vice President, Basketball Strategy & Analytics..... Dwight Lutz
Vice President, Team Operations..... Dan Martinez
Vice President, Player Personnel..... Derek Pierce
Senior Director of Player Personnel..... Dotun Akinwale, Jr.
Director of Pro Scouting..... Stephen Giles
Senior Advisor..... Rod Higgins
Director of Player Engagement..... Ericka Hill
Director of Player Affairs & Development..... Kyle Korver
Director of Player Personnel..... Mike McNeive
Senior Manager of Basketball Operations..... Daniel Starkman
Director of Player Personnel..... John Treloar
Director of Team Operations..... Zac Walsh
Player Engagement Coordinator..... Kira Chumtong
Basketball Operations Coordinator/Scout..... Justin Eaddy
Team Security..... Lakea Gaither
Massage Therapist..... Joy Heller
Coordinator, Facilities..... Claudell Henderson
Senior Data Scientist..... Max Horowitz
International Scout..... Kosta Jankov
Front Office Assistant..... Evan Just
Pro Personnel Scout..... Grant Liffman
Team Security..... Greg Lott
International Scout..... Danko Miholic
Data Analyst..... Sam Radack
Director, Business and Basketball Operations..... Nick Ressler
College Scout..... Larry Riley
Assistant, Front Office..... Jay Rodriguez
Manager of Facility Maintenance..... Marvin Rogers
Team Security..... Roger Rogers
Coordinator, Cap Strategy and Administration..... Ryan Silverstein
Advance Scout..... Jim Sleeper
Basketball Operations Trainee..... Henry Springer
Scout..... Jeff Teague
Director, Team Security..... Vince Velazquez
Assistant Equipment Manager..... Tim Wilson

HAWKS COACHING STAFF

Head Coach..... Nate McMillan
Assistant Coaches..... Joe Prunty
Mike Longabardi
Janelle McMillan
Matt Hill
Nick Van Exel
Coaching Assistant..... Dipesh Mistry
Head Video Coordinator..... Jacob Porter
Player Development Coach..... Paul Jespersen
Tim Dather
Assistant Video Coordinator..... Cam Baskerville
Assistant, Video..... O'Neill Holder
Ralik Wise

ATHLETIC PERFORMANCE TEAM

Director of Sports Medicine and Athletic Performance..... Marty Lazon
Head Athletic Trainer..... Scottie Parker
Head Strength and Conditioning Coach..... Michael Irr
Assistant Athletic Trainer..... John Dusel
Assistant Athletic Trainer..... Justin Howe
Assistant Athletic Trainer..... Taka Uchida
Assistant Strength & Conditioning Coach..... Terrance McLellan

STAFF: ATLANTA HAWKS, COLLEGE PARK SKYHAWKS, HAWKS TALON GC, STATE FARM ARENA

Joe Abercrombie..... Sr. VP / Live Experience & Production
Wesley Acuff..... Director, E-Sports
Admed Adams..... Consultant, New Membership Sales
Tom Adams..... Consultant, New Membership Sales
Jonathan Adler..... Vice President, Ticket Sales
Jack Agner..... Associate - Membership
Dawn Agueros..... Sr. Director, People Operations and Total Rewards
Dotun Akinwale..... Senior Director of Player Personnel
Courtney Alexander..... Assistant Coach, College Park Skyhawks
Narcis Aikhami..... Vice President, Marketing
Ryan Allison..... Associate Producer/Editor
Travis Alston..... Sales Manager, College Park Skyhawks
Erin Anastasi..... Sr. Director, Global Partnership Development
Felipe Arias..... VP & Principal, Hawks Ventures
Sofi Armenakian..... Head of Sustainability
Liam Anronoff..... Manager, Premium Membership Services
Silvia Ascencio..... Uniform Manager
Stuart Ascher..... Operations Manager
Taylor Ashford..... Coordinator, Corporate Social Responsibility,
Skyhawks & Talon GC
Jonathan Babul..... VP - Basketball Development
Samantha Baker..... Coordinator, Event Booking
Victor Balderas..... Consultant, Group Experiences
Melvin Banks..... Specialist, Live Events
James Barber..... Senior Consultant, New Membership
Lindsay Barnette..... Director, Social Media
Marc Baron..... Senior System Administrator
Cameron Baskerville..... Assistant Video Coordinator
Christian Beaudin..... Sales Director, Global Partnerships
Stacey Belding..... VP Owner and Specialty Services
Portia Benbow..... Manager, Corporate Social Responsibility
Leah Benton..... Manager, Hawks Shop
Rakeem Bess..... Overnight Security Officer - Practice Facility
Johndavid Birdsong..... Consultant, New Membership Sales
Amarr Blake..... Associate - Membership
Josh Blass..... Coordinator, Sustainability
David Bohn..... Manager - Global Partnerships
Brandon Bowden..... Executive Assistant, People & DEI
Annabelle Bower..... Sr. Manager, Arena Marketing
William Bowman..... Conversions Technician II
Courtnee Boyd..... Specialist, Guest Engagement
Tad Boyette..... Coordinator, Event Operations
Tariq Bradford..... Consultant, Group Experiences
Michael Brady..... Coordinator, Ticket Operations
Kitsa Branch..... Director, People Development & Learning

STAFF DIRECTORY

Jaz Breathett..... Producer/Editor, Hawks Studio
Mary Breaux..... Legal Services Director
Keith Brennan..... Manager, Suite Sales
Channing Bridges..... Associate - Membership
John Brooklebank..... Consultant, Membership Sales
Jordan Brooks..... Project Specialist, Event Strategy & Experience
Jean Luc Brown..... Consultant, Membership Services
Ben Brown..... Vice President, Premium & Suite Sales
Joel Browning..... Executive Vice President and Chief Financial Officer
Kyle Brunson..... SVP - Ticket Sales & Service
Theron Buchanan..... Specialist - IT Support
Joseph Buda..... Manager, Premium Membership Services
Matthew Bunting..... SVP & Executive Director of Hawks Studios
Kevin Burke..... Manager, Global Partnerships
Andy Burke..... Specialist - Security
Theresa Burrough..... Manager, Accounts Receivable
James Burrows..... Sr. Director - Event Strategy & Experience
Brandi Burton..... Sr. Director - Event Strategy & Experience
Anthony Burtis..... Painter I
Nikia Bynum..... Director - Event Strategy & Experience
Robert Calia..... Director, Live Production
Que Campbell..... Senior Conversions Lead
Markie Campbell..... Director, Revenue Operations
Omar Campistrano..... Conversions Technician II
Stephen Cardamone..... Associate - Membership
Gilda Carlyse..... Vice President, Ticket Operations
Matthew Carrillo..... Director, Premium and Ticket Sales
Michaela Carter..... Sr. Coordinator, Digital Marketing
Devan Carter..... Manager, Retail Design & eCommerce
Andrea Carter..... VP - Corporate Social Responsibility
Tytlyn Castellanos..... Director, Arena Experience Strategy
Corey Champion..... Associate - Membership
John Champion..... Uniform Room Supervisor
Chonch Chantha..... Assistant, Ticket Sales
Allie Chinsky..... Senior Legal Counsel
Breanna Chisolm..... Business & Wellness Administrator
Jen Choi..... VP, Strategic Initiatives and Growth Planning
Kira Chumtong..... Coordinator, Player Engagement
Rita Cobb..... Sr. Director, Event Booking
Emmy Cobb..... Assistant, Group Experiences
Maik Cochran..... Coordinator - Building Operations
Kimberly Cody..... Overnight Security Officer
Kiara Coleman..... Trainee, Event Strategy and Experience
Haley Coleman..... Manager - Global Partnership Activation
Shina Coley..... VP, Accounting and Financial Reporting
Sara Coliano..... Senior Consultant, New Membership
Ryan Collier..... Manager, Group Experiences
David Collier..... Sr. Manager, AV Systems and Operations
Andrew Collins..... Manager, Live Production
Oliver Comeau..... BMT I
Kyle Conway..... Manager, Conversions Operations
Ty Conyers..... Assistant General Manager - College Park Skyhawks
Caren Cook..... Vice President & Deputy General Counsel
Ashley Cooper..... Coordinator, Partnership Development
Latasia Crawford..... Building Security Officer
Estilista Crumbley..... Manager, Marketing and Community Programs
Shayla Dallas..... Specialist, Payroll
Nino Dandan..... Coordinator, Guest Experience
Shantell Daniel..... Director, Guest Experience Operations
Nick Darby..... Technical Project/Deployment Manager
Tim Dather..... Head Video Coordinator/Player Development
Haley-Kate Daykin..... Manager, Entertainment Teams
LaTonya DeBruce..... Manager, Recruitment and Workforce Development
Claudia DeCasseres..... Manager, Premium Membership Services
Lovett Dent..... Security Officer - Practice Facility
Ismael Diaz..... Head Coach, Hawks Talon GC
Megan Diemert..... Senior Staff Accountant
Mykeanna Dotson..... Associate - Membership
Haley Dougherty..... Coordinator, Revenue & Partnership Marketing
Summer Douglas..... Manager, Accounts Payable
Michael Drake..... Sr. Vice President, Global Partnerships
Emily Drexler..... Sr. Director, Safety & Security
Scott Dumais..... Director, Retail Operations
Samuel Dunn..... General Maintenance Lead
Katie DuPre..... Manager, Social Strategy
Samantha Durham..... Coordinator, People Operations
Bryan Durette..... Manager, Sustainability

John Dusel..... Assistant Athletic Trainer
Justin Eaddy..... Scout & Coordinator - Basketball Operations
Chinyere Ekwuocha..... Associate - Membership
David Elgin..... SVP, Analytics
Tanner Evans..... Coordinator, Ticket Sales
Kevin Faber..... Associate - Membership
Jennifer Faires..... Director, Global Partnership Activation
Marshall Faykus..... Coordinator, Global Partnership Development
Thomas Fezell III..... EVP - Arena Programming
Juli Ferguson..... Data Analyst
Landry Fields..... General Manager - Hawks
Annie Finberg..... Manager, Social Media
Jasmine Ford-Crosby..... Sr. Graphic Designer, Affiliate Leagues
Lauren Foster..... Sr. Consultant, Membership Service
Drew Frank..... Sr. Manager, Game Presentation
Donni Frazier..... Sr. Director of Entertainment
Brandon Fuller..... Manager, Guest Experience Operations
Levetta Futrell..... Vice President, Entertainment Industry Relations
Chelsea Gandy Cromer..... Manager, Suite Sales
Steve Gansey..... Head Coach - College Park Skyhawks
David Garcia..... Senior Vice President, Hawks Ventures
Cory Garneau..... Director - Membership Service
Levi Gehman..... Account Executive, College Park Skyhawks
Kelly German..... Head Athletic Trainer - College Park Skyhawks
Stephen Giles..... Pro Personnel Scout
Evan Gilles..... Manager, Global Partnerships
Sydney Glassberg..... Account Executive, College Park Skyhawks
Kevin Gobar..... HVAC I
Jeffrey Goddard..... Sr. Manager, Maintenance
Chris Gomez..... Building Security Officer
Deirdre Gordon..... Sr. Manager, Safety and Security
Charles Gore..... Vice President, Information Technology
Brian Graham..... Manager - Events
Bryonna Graham..... Manager, Premium Club Seats
Brian Graham..... Sr. Director, Ticket Sales Operations
Miles Grayson..... Consultant - Membership Service
James Greigore..... Director, Engineering
Fedra Grogan..... Building Security Officer
Justin Guthrie..... Coordinator, Game Operations
Susie Halle..... Manager, Accounting and System Administrator
Jon Halseth..... Manager - IT
Brad Hamacher..... Vice President, Membership Services
Nicholas Hankerson..... Coordinator, Affiliate Leagues Digital Marketing
Emily Hanover..... Manager, Group Experience & Jr. Hawks Programs
Courtland Harden..... Technician, Building Operations
Mike Harney..... Technical Services Lead
Xavier Harper..... Consultant, New Membership
Kive Harris..... General Maintenance Lead
Aysha Harris..... Coordinator, Ticket Operations
Billy Hartman..... Manager, Basketball Communications
Beck Hartmann..... Sr. Director, Data Operations and CRM
Kurt Hawkins..... HVAC II
Stefanie Heard..... Security Supervisor, Practice Facility
Joy Heller..... Massage Therapist
Claudell Henderson..... Housekeeper - Practice Facility
Karl Henderson..... Conversions Technician II
Natalie Hendricks..... Director of Content, Hawks Studios
Andre Hickman..... Director, Live Programming
Joan Hicks..... Coordinator - Sr/Box Office
Rod Higgins..... Senior Advisor - Basketball Operations
Matthew Hill..... Coordinator - Sr/Fan Experience
Marie Hill..... Supervisor - Security
Matthew Hill..... Coach - Assistant
O'Neill Holder..... Assistant, Video
Chris Holdsworth..... Vice President - Program Management
Steve Holman..... Announcer - HK Radio/CI Anst
Dolwhin Hooks..... HVAC II/Kitchen Tech
Maksim Horowitz..... Senior Data Scientist,
Basketball Strategy and Analytics
Justin Howe..... Assistant Athletic Trainer and Physical Therapist
Chase Hudson..... Director - Group Sales
Michael Hughes..... Specialist, People Development & Learning
Ben Hunt..... Director, Digital Marketing
Albert Hunter..... Building Security Officer
Michael Irr..... Head Strength and Conditioning Coach
Christopher Jacobs..... Sr. Director, Hawks Basketball Academy
Jakub Jaroszewicz..... Director, Ticket Operations

STAFF DIRECTORY

Paul Jespersion Player Development Coach
 Emmanuel Johnson HVAC III
 Dalis Johnson Coordinator, Guest Engagement
 Alexander Johnson Manager, Premium Services
 Chris Jones Manager, Accounting
 Lester Jones SVP, Financial Planning and Analysis
 Kenya Jones Consultant, Group Experiences
 Evan Just Assistant - Front Office (Seasonal)
 Wayne Kennedy Manager, People & Culture
 Jazmine King Specialist, Event Strategy & Experience
 Jennifer Kinsey Sr. Manager, Premium Seats and Ticket Operations
 Corey Knapp Coordinator - Social Media
 David Konerman Sr. Consultant, Membership Service
 Janice Koon Vice President, G League and 2K Operations
 Steve Koonin CEO
 Joe Kopp Consultant, New Membership
 Kyle Korver Director, Player Affairs & Development
 Paul Kivdt Director, Ticket Operations
 Philip Kivdt Director, Ticket Operations
 Sasha Kyles Sr. Manager, Arena Programming
 Emily Lado Staff Accountant
 Larissa Lakin Consultant, New Membership
 Aaron Lane Sr. Director, Revenue and Marketing Enablement
 Kate Lanier Sr. Manager, Marketing
 Duane Larkins Technician, Building Operations
 Natasha Larry Manager, Group Experience
 Marty Lauzon Director of Athletic Performance & Sports Medicine
 Shennor Lawson HVAC III/Kitchen Tech
 Byron Leach Associate - Membership
 David Lee EVP - External Affairs
 Michelle Leftwich VP - Salary Cap Administration
 Mark LeGate Coordinator, Global Partnerships
 Betty Lesaine Building Security Officer
 Grant Liffmann Scout
 Joshua Lightner Producer/Editor, Hawks Studio
 Michael Longabardi Coach - Assistant
 Caesar Lopez Electrician III
 Joaquin Lopez BMT I
 Jordan Lorino Manager, Partnership Measurement and Insights
 Conor Lounsbury Editor/Producer
 Jon-Thomas Louviere Vice President, Revenue Analytics
 Anthony Lovett Conversions Technician II
 Cliff Lumus Senior Graphic Designer
 Dwight Lutz Vice President, Basketball Strategy and Analytics
 DajanaeLyles Staff Accountant,
 Accounts Payable and Accounts Receivable
 Camye Mackey Executive Vice President & Chief People,
 Diversity, and Inclusion Officer
 Tyler Mahmood Security Officer - Practice Facility
 Seneca Mallory Electrician III
 Trenisha Manningham Building Security Officer
 Ronald Martin Sr. Consultant, Membership Service
 Dan Martinez Vice President, Team Operations
 Elisha Mason Senior HRIS Analyst
 Shaquille Mayala Building Security Officer
 Shaquan Mayfield Building Security Officer
 Natalia Mayo Assistant Project Manager
 Emily McArthur Manager, Ticket Operations
 Matthew McClain Sr. Director, Event Operations
 Lauren McCullough Executive Assistant, People & DEI
 Aisha McDavid Consultant - Membership
 Keith McGillberry Overnight Security Officer
 James McKennie Coordinator, Security Operations & Parking
 Terrance McLellan Strength Coach - Atlanta Hawks
 Michael McLendon Sales Director, Global Partnerships
 Rich McLoughlin G League Strength & Conditioning Coach
 Jamele McMillan Assistant Coach
 Nathaniel McMillan Head Basketball Coach of the Club
 Brett McNeill Coordinator, Game Operations
 Michael McNeive Director - Player Personnel
 Curtis Menifield Conversion Technician I
 Tori Miller General Manager - College Park Skyhawks
 Aman Milner Director, Global Partnership Activation
 Hannah Miner Associate - Membership
 Dipesh Mistry Coaching Assistant
 William Mitchell Chief Engineer

Eric Morgan Sr. Manager, Event Operations
 Will Mullican Senior Editor
 Alexander Myrick Manager - Ticket Sales
 Garin Narain Executive Vice President &
 Chief Communications Officer
 Ivy Nelson Associate - Membership
 Madison Newbern Coordinator, Arena Marketing
 Ericka Newsome Director - Player Engagement
 David Nuckolls Manager, Premium Club Seats
 Sam O'Batatunde Manager, Suite Sales
 Brittany Obi-Tabot Manager, Group Experience
 Joe Oliver Manager, Revenue Analytics
 Tonya O'Neal Manager - Safety & Security
 Emily Onorato Sr. Coordinator, Global Partnership Activation
 Jerry Oommen Accountant - Staff
 Taylor Oswald Coordinator, Event Operations
 Chris Ottersen Director, Financial Planning & Analysis
 Zeno Padinjatekara Motion Graphics Designer - Fan Experience
 Rusty Parker Sr. Director, Research & Insights
 Scott Parker Head Athletic Trainer
 Katie Parkins Manager - Ticket Sales
 Arpan Patel Director, Premium & Suite Services
 Mark Patterson Building Security Officer
 Daniel Pattillo Audio Visual Manager
 Veronica Paul Manager, Entertainment
 Mara Perkins Manager, Community Basketball Programs
 Alessandro Perrier Trainee, New Sales
 Curtis Phelps Painter II
 Amy Phuong VP - Government Relations
 Derek Pierce VP, Player Personnel
 Eric Platte Vice President, Global Partnerships
 Brian Pointer Building Security Officer
 Jacob Porter Head Video Coordinator
 Emily Powell Sr. Manager, Global Partnership Activation
 Melissa Proctor EVP & Chief Marketing Officer
 Sarah Proctor Associate - Membership
 Mikayla Provost Building Security Officer
 Joseph Prunty Coach - Assistant
 Christian Raasch G-League Equipment Manager
 Samuel Radack Data Analyst, Athletic Performance &
 Training/Basketball Strategy & Analytics
 Charise Ragin Manager, Guest Experience Operations
 Bob Rathbun TV Announcer
 Austin Ravech Consultant, Membership Sales
 Fredrick Ravenell Vice President, Guest Experience Operations
 Deirdre Ray Sr. Manager, Payroll
 Brandon Reid Associate - Membership
 Tyler Reimer Manager, Security Operations & Parking
 Ashley Rentz Consultant, New Membership Sales
 Nicholas Ressler Director, Business and Basketball Operations
 Rodney Richardson Senior Manager, Operations
 Caroline Richey Associate - Membership
 Larry Riley Scout
 Eddie Rivera Coordinator - Conversion Operations
 Andy Roberts Lead Electrician, Licensed
 Morgan Robinson Manager, Guest Experience Operations
 Jay Rodriguez Assistant - Basketball Operations
 Ali Rodriguez Associate - Membership
 Alexis Roe Director, Diversity, Equity and Inclusion
 Brendan Roethler Associate - Membership
 Marvin Rogers Manager - Facility Maintenance
 Kim Rometo SVP, Chief Innovation and Technology Officer
 Josh Roop Senior Manager, Arena Experience Strategy
 Kendall Rose Consultant, Membership Service
 Jared Roskin Associate - Membership
 William Ross Security Officer - Practice Facility
 Jo-El Rowell Senior Technology Support Specialist
 Justin Rypel Senior Consultant, Group Experiences
 KK Salmonsens Sr. Manager, Brand Experience and Activation
 Andrew Saltzman EVP & Chief Revenue Officer
 Babatunde Sanusi Assistant Warehouse Manager
 Stanley Savage Sr. Director, Safety & Security
 Travis Schlenk President, Basketball Operations
 Brendan Schoen Director, Forecasting & Planning
 Matt Schwartz Manager, Premium Club Sales
 Jerome Schwich Coordinator, Affiliates PR

STAFF DIRECTORY

Letitia Scott Coordinator, People Services
 Dequon Scott Conversion Tech II
 Jianna Seoney Sr., Project Manager
 Jake Selinsky Associate - Membership
 Amy Serino Senior Vice President, Brand Merchandising
 Matt Shafer Director, Video Operations and Broadcast Engineering
 Erika Shaw Sr. Manager, Premium Activation
 Nick Sherrod Consultant, Membership Services
 Melissa Silberman Director, Global Partnership Activation
 Ryan Silverstein Coordinator, Cap Strategy & Administration
 Macey Skelton Graphic Designer
 James Sleeper Advance Scout
 Matthew Small Manager, Digital Projects
 Anne Smith Senior Executive Assistant to the CEO
 Renee Smith Sr. Manager, Global Partnership Activation
 Kaitlyn Smith LED Programming Coordinator
 Frederick Sowemimo Senior Accountant
 Brionne Spearman 3rd Shift Supervisor, Building Security
 Rayana Speight Associate - Membership
 Angela Spence Sr. Director, Group Sales & CPSH Sales
 Stuart Spiers Senior Lead, Ticket Sales
 Kara Spierdo Producer/Editor
 Nancy Sprowl Associate Buyer
 Quinton Standifler Coordinator - Corp Partner Act
 Rilee Standriff Coordinator, Brand Communications
 Daniel Starkman Senior Manager - Basketball Operations
 Rachael Starr Manager - Sr/New Membership Sales
 Brett Stefansson EVP, GM, State Farm Arena
 Jon Steinberg Vice President, Hawks PR
 Quinton Stephens Specialist, Basketball Programs
 William Stephens Vice President, Premium & Suite Services
 Molly Stewart Coordinator, Internal Communications & Programs
 Geoffrey Stiles Senior Vice President, Facilities and Events
 Sam Strauss Director, Brand Communications
 Terry Strickland Painter II
 Rachel Tate Associate - Membership
 Levern Taylor Trainee, Basketball Communications
 Jeff Teague Scout
 Novella Terry Building Security Officer
 Wilbert Thomas Manager, Event Safety & Security
 Chris Thorkilsen Coordinator, Global Partnership Activation
 Hal Tiff Sr. Manager - Digital Marketing
 Olivia Torres Consultant, New Membership
 John Treloar Director - Player Personnel
 Dina Trimmer Senior Graphic Designer

Caitlyn Tu Manager, Suite Sales
 George Turner Senior Vice President, Safety & Security
 Earlyn Turner Accountant - Staff
 Takahiro Uchida Assistant Athletic Trainer
 William Utley Lead HVAC
 Nick Van Exel Coach - Assistant
 Henry Van Corp Analyst, Experience Research
 Hannah Varnum Assistant, Arena Programming
 Andrea Vary-Rivera Vice President,
 Internal Communications and Programs
 Robert Vine Plumber
 MRhya Waldrop Coordinator, People & Culture
 Anthony Walls Plumber
 Zachary Walsh Director - Team Operations
 Sharise Washington Project Manager, Operations
 Malynnda Washington Manager, Brand Communications
 Shantia Washington Sr. Manager, Global Partnerships
 Travis Watkins Manager - Ticket Operations
 Henry Watson BMT II
 Amanda Watson Manager, Event Operations
 Andre Watson Sr. Manager, Safety & Security
 Kiy Watts Vice President, People and Culture
 Katie Weber Manager, Hawks Studios
 James Westbrook Building Security Officer
 Tim Whang VP, Global Partnership Activation
 Brandon Whitaker Coordinator - Accounts Payable
 Jaime White Consultant, Group Experience Sales
 Raven Wilcox Manager, Guest Engagement
 Matthew Wilkes BMT II
 Dominique Wilkins VP - Basketball
 Tanisha Wilkins Coordinator - External Affairs
 Scott Wilkinson EVP & Chief Legal Officer
 Maria Williams Sr. Coordinator, Hawks Studios
 Daniel Wilson Analyst - Business
 Dakotah Wilson Coordinator - Fan Experience & Events
 Timothy Wilson Assistant Manager - Equipment
 Jay Winters Trainee, Basketball Communications
 Raik Wise Assistant - Video (Seasonal)
 Julia Wu Director, Cash Management & NBA Administration
 Hunter Yarbro Consultant, New Membership Sales
 Jennifer Young Vice President,
 Global Partnership Strategy & Development
 Kyle Zamaira Manager, Warehouse
 Shirley Zhang VP, Brand Creative

TONY RESSLER - PRINCIPAL OWNER & GOVERNOR OF THE BOARD OF DIRECTORS



Tony Ressler led the group that acquired the Atlanta Hawks in June 2015, and he now serves as Principal Owner and Governor. He also serves as a Senior Advisor to the Hawks Foundation, and in October 2020, he was named as one of eight inaugural members of the NBA Foundation.

Ressler is Co-Founder and Executive Chairman of Ares Management Corporation, a publicly traded, leading global alternative investment manager with assets under management of approximately \$334 billion as of June 30, 2022. Ares operates investment groups that invest in credit, private equity, real estate and infrastructure. Ares has more than 2,300 employees with offices in Atlanta in addition to its headquarters in Los Angeles and 23 other offices across the North America, Europe, Asia Pacific and the Middle East.

In Atlanta, the Hawks Foundation, along with the Ressler Gertz Family Foundation, continues to make a meaningful impact on the community. Among the programs that Ressler and the Hawks are directly involved in are efforts to enhance K-12 education, Black economic empowerment, and the Hawks' longstanding program of building bridges through basketball. The Ressler Gertz Family Foundation committed to a multi-year, multi-million-dollar grant to the Russell Innovation Center for Entrepreneurship—the largest center in the U.S. providing business plan development, mentoring, access to markets and capital and networking opportunities to Black entrepreneurs.

In the not-for-profit sector, Ressler serves as Co-Chair of the Board of Trustees of the Los Angeles County Museum of Art (LACMA) and one of the founders and former member of the Board of the Painted Turtle Camp (affiliated with Paul Newman's Hole in the Wall Association), which provide camping opportunities for children affected by chronic and life-threatening illnesses and their families.

In the public education sector, Ressler is a Founder and Former Chairman of the Alliance for College Ready Public Schools, one of the largest and most successful nonprofit public charter school networks in the nation, operating 26 high-performing, tuition-free middle and high schools in Los Angeles communities that are systemically underserved. Alliance has a proven record of success for its nearly 13,000 scholars and nearly 18,000 alumni.

Ressler received his B.S.F.S. from Georgetown University's School of Foreign Service and received his MBA from Columbia University's Graduate School of Business.

Tony and his wife, actress Jami Gertz, have three sons—Oliver, Nicholas, and Theo.



EXECUTIVE MANAGEMENT



STEVE KOONIN
CHIEF EXECUTIVE OFFICER



JOEL BROWNING
EXECUTIVE VICE PRESIDENT
AND CHIEF FINANCIAL OFFICER



KYLE BRUNSON
SENIOR VICE PRESIDENT OF
TICKET SALES AND SERVICE



MICHAEL DRAKE
SENIOR VICE PRESIDENT OF
CORPORATE PARTNERSHIPS &
PREMIUM SALES



TREY FEAZELL
EXECUTIVE VICE PRESIDENT,
ARENA PROGRAMMING



DAVID LEE
EXECUTIVE VICE PRESIDENT,
EXTERNAL AND
GOVERNMENTAL AFFAIRS
& EXECUTIVE DIRECTOR,
ATLANTA HAWKS FOUNDATION



CAMYE MACKEY
EXECUTIVE VICE PRESIDENT,
CHIEF PEOPLE, DIVERSITY
& INCLUSION OFFICER



DAN MARTINEZ
VICE PRESIDENT OF
TEAM OPERATIONS



GARIN NARAIN
EXECUTIVE VICE PRESIDENT
AND CHIEF COMMUNICATIONS
OFFICER



MELISSA PROCTOR
EXECUTIVE VICE PRESIDENT
AND CHIEF MARKETING
OFFICER



NICK RESSLER
DIRECTOR OF BUSINESS AND
BASKETBALL OPERATIONS



KIM ROMETO
SENIOR VICE PRESIDENT,
CHIEF INNOVATION
AND TECHNOLOGY OFFICER



ANDREW SALTZMAN
EXECUTIVE VICE PRESIDENT
AND CHIEF REVENUE OFFICER



BRETT STEFANSSON
EXECUTIVE VICE PRESIDENT
AND GENERAL MANAGER,
STATE FARM ARENA



SCOTT WILKINSON
EXECUTIVE VICE PRESIDENT
AND CHIEF LEGAL OFFICER

HAWKS MANAGEMENT

STEVE KOONIN - CHIEF EXECUTIVE OFFICER, ATLANTA HAWKS & STATE FARM ARENA



As a life-long Atlantan who has led three brands synonymous with the city, Steve Koonin was named CEO of the Atlanta Hawks & State Farm Arena in April 2014. In his role, Koonin oversees all business, financial and strategic operations. In August, Koonin was presented the Lifetime Achievement Award from the Atlanta Sports Council.

Under Koonin's leadership, the Hawks have transformed their brand, building and presence in Atlanta. The recently renovated State Farm Arena has been ranked first in the NBA for "Overall Game Experience" as well as being named by Pollstar as the "Best New Concert Venue in the United States". Additionally, during Koonin's tenure, the Atlanta Hawks have used innovation and strategic partnerships to "Build Bridges through Basketball" and reimagine the Atlanta Hawks Foundation, which has forged authentic and meaningful relationships with Atlanta communities and provided for the underserved in their greatest times of need. He provided the vision and has spearheaded the transformation of the award-winning State Farm Arena to become Georgia's largest-ever polling location, becoming the first team in professional sports to convert their venue into a polling precinct for the 2020 General Election. Additionally, during the COVID-19 pandemic, Koonin led the organization through a partnership with Goodr, Inc. which provided more than 277,000 meals to Metro Atlantans.

In 2015, the Hawks also fulfilled their pledge to build 25 state-of-the-art basketball courts in five years in disadvantaged communities. By the end of 2019, the Hawks created 28 courts which provided more than 250,000 area youth access to the sport of basketball in a safe and fun way.

The team has continued to grow their fanbase and appeal to the next generation of Hawks fans. The Hawks became the first franchise in the city to own an esports team, entering the NBA 2K League with Hawks Talon GC in 2018 and in 2019 the College Park Skyhawks, an NBA G League franchise, made their debut, playing their games on the southside of Atlanta at the Gateway Center @ College Park.

Koonin, a longtime entertainment and marketing veteran, joined the Hawks after spending the previous 14 years with Turner Broadcasting, most recently serving as the division's president. Prior to his stint at Turner Broadcasting, Koonin helmed the marketing and worldwide advertising operations at The Coca-Cola Company, where he spent over a decade.

Koonin is a longtime entertainment and marketing veteran with marquee brands headquartered in Atlanta. Prior to joining the Hawks, Koonin spent 14 years with Turner Broadcasting and helmed the marketing and worldwide advertising operations at The Coca-Cola Company, where he spent over a decade. A lifelong resident of Atlanta, Koonin serves as the Chairman of the Board for the Georgia Aquarium, is on the board of Atlanta Police Foundation and is an Executive Committee Member of the Metro Atlanta Chamber of Commerce. In addition, WWE® elected Koonin to its Board of Directors in 2021.

Among his many accomplishments, Koonin is a former recipient of SportsBusiness Journal Sports Executive of the Year, and has been named one of: The 100 Most Influential Atlantans by Atlanta Business Chronicle; Atlanta Magazine's Most Powerful People Shaping Atlanta; Entertainment Weekly's Smartest People in Television; and was selected for The Power List by TV Guide.

HAWKS MANAGEMENT

TRAVIS SCHLENK - PRESIDENT OF BASKETBALL OPERATIONS



As the Hawks' president of basketball operations, Travis Schlenk oversees Atlanta's Basketball Operations department. He originally joined the franchise as general manager and head of basketball operations on May 25, 2017 before being elevated to his current position on August 19, 2019.

Since his arrival in Atlanta, Schlenk has worked to reshape the team's roster which now includes a young core of first round selections from his drafts at the helm, including Trae Young (fifth overall pick in 2018 and All-NBA third team in 2022), John Collins (drafted 19th overall in 2017 and Second Team All-Rookie in 2017-18), De'Andre Hunter (fourth overall pick in 2019), Onyeka Okongwu (sixth overall pick in 2020), Jalen Johnson (20th pick in 2021) and AJ Griffin (16th overall in 2022).

Beginning at the 2020 trade deadline, Schlenk focused on bolstering the young roster with a group of talented and proven veterans. In February 2020, Atlanta acquired young veteran center Clint Capela from Houston. Capela led the NBA in rebounding in 2020-21 and finished third in blocks per game. To continue Atlanta's transformation, in November 2020, Atlanta landed Bogdan Bogdanovic via restricted free agency. This past June, the Hawks acquired All-Star guard Dejounte Murray from San Antonio.

In 2020-21, after Schlenk elevated Nate McMillan to interim head coach on March 1, the Hawks proceeded to go 27-11 over the remainder of the regular season to claim the Southeast Division title and reached the Eastern Conference Finals for the second time in Atlanta franchise history. Following the season, Schlenk officially named McMillan as the team's permanent head coach on July 8, 2021.

Schlenk, entering his 25th season in the NBA, joined the Hawks after 13 seasons with the Golden State Warriors, including the final six as assistant general manager, where he assisted two-time NBA Executive of the Year Bob Myers in the management of all day-to-day basketball operations activities. He was previously the Warriors' director of player personnel for two years after five seasons as an assistant coach and video scout.

During Schlenk's time as part of Golden State's basketball leadership, the Warriors hired 2016 NBA Coach of the Year Steve Kerr as head coach, drafted two-time NBA Most Valuable Player Stephen Curry, two-time All-NBA selection Klay Thompson, three-time All-Defensive First Team pick and 2017 NBA Defensive Player of the Year Draymond Green and Harrison Barnes; acquired 2015 Finals MVP Andre Iguodala and Andrew Bogut via trade; and signed 2014 NBA MVP and 2017 and 2018 NBA Finals MVP Kevin Durant and Shaun Livingston.

Over his stint at Golden State, the Warriors reached three consecutive NBA Finals and won the championship in 2015 and 2017. Golden State compiled a record of 207-39 (.841) over that span, the best three-year run in NBA history, also becoming the first club to win 65-or-more games in three consecutive seasons.

He was a video coordinator for the Miami Heat from 1999-04 (where he worked alongside Hall-of-Famer Pat Riley, Stan Van Gundy and Erik Spoelstra), director of basketball operations at the University of Georgia in 1998-99 and part of the Orlando Magic's basketball operations staff in 1997-98, where he worked under Hall-of-Famer Chuck Daly.

Schlenk earned a Bachelor of Science degree in Health Management & Human Ecology from Bethel College in North Newton, Kansas, where he also played basketball. He owns a Masters of Education with an emphasis in Sports Administration from Wichita State University.

A native of Selden, Kansas, Schlenk and his wife, Sarah, have two daughters, Morgan and Charlotte, and a son, Will.



BASKETBALL OPERATIONS

LANDRY FIELDS - GENERAL MANAGER



Promoted to general manager on July 1, 2022, Landry Fields originally joined the Hawks as assistant general manager on October 2, 2020. As general manager, Fields reports directly to President of Basketball Operations Travis Schlenk and works closely with him in overseeing roster construction, scouting and front office personnel.

Fields joined the Hawks after four seasons with the San Antonio Spurs. In 2019-20, he was general manager of the Austin Spurs, San Antonio's G League franchise, after working three seasons as a college scout.

The 39th overall pick in the 2010 NBA Draft, he played in 255 games over five seasons with New York and Toronto, averaging 6.8 points, 4.3 rebounds and 1.6 assists in 23.6 minutes. He was named All-Rookie First Team in 2011 and participated in the Rising Stars Challenge during All-Star Weekend in his first two seasons.

Fields played four years at Stanford University, where he earned a degree in Communication. As a senior, he led the Pac-10 Conference in scoring (22.0) and rebounding (8.8) while earning USBWA All-District IX Team and First-Team NABC Division I All-District 20 honors in addition to being named the Pac-10 Scholar Athlete of the Year.

The Native of Long Beach, CA, Fields and his wife Elaine have two sons, JJ and Kai.

MICHELLE LEFTWICH - VICE PRESIDENT, SALARY CAP ADMINISTRATION




Michelle Leftwich is in her sixth season as the Hawks' vice president of salary cap administration. She assists and advises President of Basketball Operations Travis Schlenk with all aspects of the NBA's salary cap and league rules, as well as player contract planning matters.

Leftwich joined the Hawks following 21 years at the NBA, including the final 10 as vice president and assistant general counsel, where she worked with Rick Buchanan, the NBA's general counsel, and Dan Rube, the league's deputy general counsel, on a variety of legal matters. Her broad duties at the NBA involved salary cap and player contract matters, collective bargaining with the players' union, player trade approvals and operation of the CBA's escrow and tax system.

Prior to joining the NBA in 1996, Leftwich worked for the New York law firm formerly known as Paul, Hastings, Janofsky & Walker. A native of Buffalo, NY, she received her Bachelors of Science degree in Accounting from Canisius College and her Juris Doctor from New York University School of Law.

DWIGHT LUTZ - VICE PRESIDENT OF BASKETBALL STRATEGY & ANALYTICS



Recently elevated to vice president of basketball strategy & analytics, Dwight Lutz is in his fifth season with the Hawks.

Lutz came to Atlanta prior to the 2018 NBA Draft from the Minnesota Timberwolves, where he served as a basketball operations analyst. Lutz was previously with the NBA for four years as senior manager, game analytics and strategy.

Prior to his time with the NBA, Lutz served as a statistical analyst for Harris Connect, LLC. He also spent time as a teaching assistant and instructor, as well as a statistical consultant, at the University of Florida, where he received his Master's in Statistics.

Lutz holds a Bachelor's in Mathematics from Trinity University (TX), where he also played four years on the men's basketball team.

BASKETBALL OPERATIONS

DAN MARTINEZ - VICE PRESIDENT OF TEAM OPERATIONS



In his 23rd NBA season and sixth with the Hawks, Dan Martinez is Atlanta's vice president of team operations. In this role, he works closely with all facets of the basketball operations department while overseeing both long-term and day-to-day aspects of the team's operations. Additionally, he serves as the primary liaison between the basketball and business sides of the Hawks organization.

Prior to joining the Hawks in 2017 as senior director of team operations, Martinez spent 17 seasons with the Golden State Warriors, where he most recently served as senior director of public relations. He began his career in professional sports with the San Francisco Giants, where he worked in media relations for four seasons.

A native of Petaluma, CA, Martinez graduated from the University of California, Davis. He and his wife, Corrine, have two sons, Dustin and Oliver.

DEREK PIERCE - VICE PRESIDENT OF PLAYER PERSONNEL



Derek Pierce is in his sixth season with the Hawks and fourth as vice president of player personnel. He served as general manager of the College Park Skyhawks, the team's G League affiliate, from 2018-20.

Before Pierce's time with Atlanta, he spent eight seasons with the Minnesota Timberwolves, serving as an advance, college and NBA personnel scout. Prior to working for the Timberwolves, Pierce spent three seasons as an advance scout for the Washington Wizards and two seasons as an advance scout for the Golden State Warriors. He also served as the Indiana Pacers' video coordinator for five seasons.

A native of Traverse City, MI, Pierce and his wife, Madeline, have two daughters, Alexandra and Helena. He holds a Bachelor's Degree in Finance from Michigan State and a Master's in Sports Administration from Florida State.

ROD HIGGINS - SENIOR ADVISOR



In his sixth season with the Hawks, Rod Higgins is the team's senior advisor. His prior roles for the organization include vice president of basketball operations and college scout.

Higgins was an assistant coach in Golden State from 1994-2000 before joining the Washington Wizards as assistant general manager. He returned to the Warriors as general manager, then spent 2007-14 with the Charlotte Bobcats, finishing as president of basketball operations.

He played 13 NBA seasons with Chicago, Seattle, San Antonio, New Jersey, Golden State, Sacramento and Cleveland before retiring in 1994. Higgins was selected by the Bulls in the second round (31st overall) of the 1982 NBA Draft.

As a collegian, Higgins played four years at Fresno State University (1978-82), where he led the Bulldogs in scoring in each of his last three seasons and guided the team to two PCAA Championships. A First Team All-Conference selection as both a junior and senior, he earned Honorable Mention All-America honors from both the Associated Press and The Sporting News as a senior.

He and his wife, Concetta, have two sons, Rick and Cory. Rick is an assistant coach with the Houston Rockets, while Cory plays for FC Barcelona in Spain, where he was Spanish Cup MVP in 2021.

BASKETBALL OPERATIONS

DOMINIQUE WILKINS - VICE PRESIDENT OF BASKETBALL AND SPECIAL ADVISOR TO THE CEO



The most celebrated player to ever put on a Hawks uniform and represented in front of State Farm Arena by an 18,500-pound bronze statue erected in March, 2015, Hall-of-Famer Dominique Wilkins is the Hawks' vice president of basketball and special advisor to the CEO. Wilkins works in various management functions within the organization's basketball and business areas, and as the team's analyst for Hawks broadcasts on Bally Sports Southeast.

Wilkins is responsible for advising the senior management team on basketball-related issues and working as a strong voice in the community. The 6-8 forward, who concluded his NBA career with 26,668 points, is the 14th all-time leading scorer in league history and his 24.8 career scoring average is 14th on the all-time charts. Wilkins' 23,292 points with the Hawks are the franchise's best, and he ranks second in team history in steals (1,245), fourth in rebounds (6,119), seventh in blocked shots (588) and ninth in assists (2,321). One of league's true marquee players, his outstanding contributions on the court were recognized by the organization in January 2001 when he became the third player in club history to have his uniform number (No. 21) retired at that time, joining Hawks legends Bob Pettit and Lou Hudson.



ENSHRINED 2006

Familiar to area sports fans from his collegiate days at the University of Georgia, Wilkins entered the 1982 NBA Draft after his junior season with the Bulldogs. He ended his Georgia career as the school's all-time scoring leader with averages of 21.6 points to go along with his 7.5 rebounds. A three-time All-SEC performer who also took home the Most Valuable Player award from the 1981 Southeastern Conference tournament, he was selected with the third overall pick in the first round by the Utah Jazz.

Hawks officials valued his talents enough to send two players (John Drew and Freeman Williams) and cash to the Utah Jazz on September 2, 1982 for his draft rights, and Atlanta had its first superstar since Pete Maravich.

Instrumental in the team's success in the mid-to-late '80s, Wilkins electrified Atlanta sports fans as the club recorded 50-win seasons four straight times from 1985-86 to 1988-89. He averaged 29.1 points over that period, and in the 1988 All-Star Game he ripped the nets for 29 points in 30 minutes of action.

Wilkins led the Hawks to the playoffs in eight of his 12 seasons with the Hawks. His finest hour came during the 1988 postseason when Atlanta narrowly missed reaching the Eastern Conference Finals, as the Boston Celtics eked out a two-point victory in Game 7 of the conference semifinals. Wilkins averaged 31.2 points in 12 playoff contests that year, and having participated in 10 years of playoff competition, scored 25.4 points per game.

After missing only 18 of a possible 738 regular season games his first nine years, Wilkins suffered a season-ending tear of his Achilles tendon midway through the 1991-92 season. Wilkins responded the next season by scoring 29.9 points per game to finish second to Michael Jordan for the league scoring title.

He was a member of the NBA All-Rookie Team in 1983 and was named to seven All-NBA teams, nine consecutive All-Star squads and was a two-time winner of the NBA Slam Dunk Championship (1985 and 1990).

On November 6, 1992 against the New York Knicks, Wilkins became the-then 17th player in league history to join the 20,000-point club, and later that season (February 2, 1993 against Seattle), he supplanted Pettit as the franchise's all-time leading scorer. His stellar career in Atlanta came to an end on February 24, 1994 when he was traded to the Los Angeles Clippers. At the conclusion of the year, Wilkins decided to test the free agent market and signed with the Boston Celtics.

Wilkins joined Panathinaikos Athens of the Greek League the following season (1995-96). He was named MVP of the European Final Four after averaging 20.9 points and 7.0 rebounds and leading the team to the European Men's Championship.

Seeking a return to the States, Wilkins signed a free agent contract with San Antonio and provided more than the Spurs possibly imagined, leading the team in scoring (18.2 ppg) while grabbing 6.4 rebounds.

He returned overseas for the 1997-98 campaign, signing with Italy's Teamsystem before rejoining the NBA for his final professional season (1998-99), as Wilkins saw action in 27 games for the Orlando Magic.

Extremely active with local and national charity endeavors, Wilkins has done work with the Juvenile Diabetes Research Foundation, Cystic Fibrosis Foundation, Special Olympics, Muscular Dystrophy Association and American Lung Association. Wilkins is a board member for KultureCity, the nation's leading nonprofit on sensory accessibility and acceptance for those with invisible disabilities.

BASKETBALL OPERATIONS

DOMINIQUE WILKINS - CONTINUED

In 2010, Wilkins was honored by the Georgia State Legislature as they presented a State Resolution naming him the Diabetes Ambassador for the state of Georgia.

Wilkins, 62, was born on January 12, 1960 in Paris, France. He joined basketball's immortals with his entry into the Naismith Memorial Basketball Hall of Fame on September 8, 2006, was inducted into the Georgia Sports Hall of Fame on April 3, 2004, the Atlanta Sports Hall of Fame's inaugural class on June 10, 2005 and the National Collegiate Basketball Hall of Fame on November 18, 2016. Wilkins was honored in October 2011 with his induction into the Boys & Girls Clubs of America Alumni Hall of Fame.

DOTUN AKINWALE JR. - SENIOR DIRECTOR OF PLAYER PERSONNEL



Dotun Akinwale Jr. is in his eighth season with the Hawks and second as senior director of player personnel after spending the previous two years as director of scouting.

He came to the Hawks from the Orlando Magic, where he was a basketball operations coordinator in 2014-15 after starting as an intern in 2013.

Akinwale Jr. played basketball at Thiel College (PA), where he graduated in 2013 with a degree in Business Administration.

The native of Germantown, MD attended and played basketball at Saint John's Prospect Hall in Frederick, MD.

STEPHEN GILES - DIRECTOR OF PRO SCOUTING



Recently promoted to director of pro scouting, Stephen Giles originally re-joined the Hawks in 2019 as a pro personnel scout. He also served as an advance scout for the club from 2004-11.

Giles has spent time in scouting with the Warriors, Magic, Knicks and Cavaliers. He is also a former college assistant coach, with stops at Marquette, Florida State and Georgia Southern.

The Erwin, NC native is a graduate of University of North Carolina, and owns a Master's Degree in Sport Management from Georgia Southern.

ERICKA HILL - DIRECTOR OF PLAYER ENGAGEMENT



In her fifth season with the Hawks as director of player engagement is Ericka Hill.

Hill spent the prior 14 years with the Atlanta Braves and was the team's director of community affairs as well as executive director of the Atlanta Braves Foundation. In her role, she directed the corporate relations and community service initiatives of the organization and implemented the Foundation's philanthropic programs.

She came to the Braves from Porter Novelli Public Relations, where she served as media relations manager, and was previously the community relations manager for the Miami Heat.

Hill is a graduate of University of Central Florida, where she earned a Bachelor's of Science in Education. She holds a Master's in Sports Management from St. Thomas University.

She resides in Atlanta with her husband, Joseph Hill.

BASKETBALL OPERATIONS

KYLE KORVER - DIRECTOR OF PLAYER AFFAIRS & DEVELOPMENT



In July of 2022, former Hawks All-Star Kyle Korver re-joined the organization as director of player affairs & development. In this newly-formed position, Korver will assist in creating and overseeing a development plan for each Hawks player in partnership with the coaches, athletic performance team and front office.

Korver, who spent the 2021-22 season as a player development assistant with the Brooklyn Nets, returns to the Hawks, where he played in 332 regular season games over four-and-a-half seasons (2012-17), including an All-Star appearance in 2015. He was also the NBA's Sportsmanship Award recipient in 2014-15.

Korver appeared in 1,232 career regular season games (and 145 playoff contests) in 17 seasons with Philadelphia, Utah, Chicago, Atlanta, Cleveland and Milwaukee. He ranks fifth in NBA history in three-pointers made (2,450) and seventh in career three-point percentage (.429), including the best single-season mark in league history (.536 in 2009-10 with the Jazz). Korver is the only player to ever lead the league in three-point percentage four times.

Selected 51st overall in the 2003 NBA Draft, Korver was the two-time Missouri Valley Conference Player of the Year as a collegian at Creighton. Korver, 41, was born in Paramount, Calif. before his family relocated to Pella, Iowa. He and his wife, Juliet, have three children.

MIKE McNEIVE - DIRECTOR OF PLAYER PERSONNEL



A 29-year NBA staff veteran, Mike McNeive begins his 20th season with the Hawks and is the team's director of player personnel.

McNeive served as director of pro personnel from 2004-06, after originally joining the franchise as an assistant coach during the 2003-04 campaign. From 2006-2019, McNeive served as director of basketball operations. He was part of the personnel staff that built the Hawks' 60-win team in 2014-15, Atlanta's first-ever to reach the Eastern Conference Finals.

Prior to Atlanta, McNeive worked five seasons in Milwaukee, where he served as a scout/assistant coach. During his stint in Milwaukee, the Bucks reached the playoffs four times, punctuated by a Central Division championship and a trip to the Eastern Conference Finals in 2001.


Prior to that, McNeive was with the Seattle Sonics for four seasons as a video coordinator/advance scout. Seattle recorded a 239-89 (.729) mark during that time, won three Pacific Division titles and advanced to the NBA Finals in 1996 after winning a franchise-record 64 games.

McNeive got his start in the NBA with the Orlando Magic, where he interned in the video scouting department in 1993-94, as the club reached the playoffs for the first time in franchise history.

A Freeport, Illinois native, McNeive received his undergraduate degree in Physical Education in 1992 from Monmouth College (IL), where he was a four-year letterman in both basketball and baseball for the Fighting Scots. In 1993, he received his Master's degree in Sports Management and Administration from Georgia Southern University.

McNeive and his wife Maggie have four children, Ryan, Ally, Danny and Molly.

DANIEL STARKMAN - SENIOR MANAGER OF BASKETBALL OPERATIONS



Daniel Starkman is in his eighth season with the Hawks and in his fourth as Senior Manager of Basketball Operations. He began with the organization as a seasonal assistant in 2015 before being promoted to several different positions within basketball operations, including Manager of Basketball Operations, Manager of Basketball Information/Scouting Coordinator and Coordinator of Basketball Operations.

A graduate of the University of Florida, he earned a Bachelor's in Business Administration, while also serving as a student manager for the men's basketball team from 2011-15.

A native of Coral Springs, FL, Starkman married his wife, Faith, in August 2019. They have a son, Joseph.

BASKETBALL OPERATIONS

JOHN TRELOAR - DIRECTOR OF PLAYER PERSONNEL



In his eighth season with the Hawks organization is John Treloar, the team's director of player personnel.

Treloar, who has worked in the pro, college and international ranks for more than 40 years, spent the previous five seasons with the Phoenix Suns as director of player personnel.

From 2008-10, Treloar was head coach of the NBA G League's Erie BayHawks, where he was also responsible for all personnel decisions.

Treloar spent eight seasons coaching in the Continental Basketball Association (CBA), leading the Wichita Falls Texans (1990-94), Chicago Rockers (1994-95) and Connecticut Pride (1996-97) to seven playoff appearances in eight years. In addition, he has international coaching experience in Germany, where he won two championships, and Venezuela.

On the collegiate level, he worked as an assistant coach at Louisiana State (2004-08) and Indiana (1997-2004). During that time, his teams won three conference titles and reached the NCAA Tournament nine times, including two Final Four trips.

A native of Clinton, MS, Treloar and his wife of 32 years, Debra, have two children, Taylor, a recent graduate of George Washington University School of Law, and Trey, a sophomore at University of Oregon. Treloar holds a Bachelor's degree in Business Administration from Bellhaven College and a Master's in Behavioral Studies from Alabama.

ZAC WALSH - DIRECTOR OF TEAM OPERATIONS



Zac Walsh, in his 20th season with the Hawks organization, is the team's director of team operations, and in charge of all travel and equipment.

He began with the Hawks as a basketball operations intern and was promoted in 2005 to equipment manager. He added responsibility for the team's travel and logistics in 2012.

An Atlanta native, Walsh attended Marist School and was later a student manager for Georgia Tech basketball, where he graduated with a degree in Business Management.

Walsh and his wife Morgan have a daughter, Addison and a son, Austin.

BASKETBALL OPERATIONS

NATE McMILLAN - HEAD COACH



Nate McMillan was named as the 14th full-time head coach in Atlanta Hawks history on July 8, 2021. He led the club to a 43-39 regular season mark in 2021-22, including two seven-game winning streaks overall and a 27-14 record at State Farm Arena, where Atlanta won 19-of-its-last-22. The fourth-winningest active NBA head coach with 731 regular season victories, he accomplished win No. 700 on December 1, 2021 as the Hawks won at Indiana.

Since originally taking over on March 1, 2021 as interim head coach, he has guided Atlanta to a 70-50 regular season mark (.583), including a 44-16 (.733) record at home, and two postseason berths.

In 2021-22, the Hawks put together one of the league's top offensive attacks, finishing top-10 in multiple categories: offensive rating (1st, 114.0), 3FG% (2nd, .374), FTM (3rd, 18.1), FT% (4th, .812), PPG (6th, 113.9) and FG% (7th, .470). Atlanta also committed an NBA-best 11.9 turnovers per game, recording the fewest turnovers per game in franchise history.

McMillan led the Hawks to a 27-11 mark (.711), including winning his first eight contests, after taking over during the 2020-21 campaign and was named NBA Eastern Conference Coach of the Month for March after leading Atlanta to a 9-4 record. He became the 20th winningest coach in NBA history on Apr. 4 (673, surpassing Mike D'Antoni) when Atlanta defeated Golden State. After the 9-4 March, Atlanta went 11-6 in April and 7-1 in May. The 27-11 mark after March 1 equaled the best record in the East, was tied for third-best in the NBA and tied the franchise mark for best record over the Hawks' final 38 games (1986-87).

Entering the playoffs as the fifth seed in 2021, Atlanta reached the Eastern Conference Finals for just the second time in Atlanta franchise history, registering a franchise-record 10 postseason victories (10-8).

As head coach with Seattle (2000-05), Portland (2005-12), Indiana (2016-20) and the Hawks, McMillan has led his teams to a 731-638 (.534) mark in 1,369 career regular season games. In his final season in Indiana, the Pacers finished 45-28 (.616), second in the Central Division and fourth in the Eastern Conference. In his four years with Indiana, the club recorded a 183-136 mark (.574), advancing to the playoffs each season. He has 71 games of postseason coaching experience.

McMillan, born Aug. 3, 1964, has a vast basketball background as a player and a coach. After playing collegiately at North Carolina State, McMillan was drafted by Seattle (30th overall) in the 1986 NBA Draft. He played his entire 12-year career with the Sonics and had his number (10) retired. He is second in franchise history in assists and steals and ranks in the top 10 in eight other categories. He was named to the NBA's All-Defensive team twice (1994 and '95) and led the league in steals in the 1994-95 season with 2.96 per game. In his 12 seasons with the Sonics, they reached the playoffs 11 times.

After his playing days, McMillan was a Seattle assistant coach for two years and became the interim coach in 2000. He remained the Sonics' coach until 2005 and then became Portland's head coach until March 2012. In 2008-09, he led the Trail Blazers to 54-28 record, sixth-best record in franchise history and helped the Trail Blazers reach the playoffs in three of his six seasons. McMillan also served as an assistant coach for the U.S. National Team where he coached his teams to gold medals in the 2006 FIBA World Championships, the 2008 Beijing Olympics and the 2012 London Olympics.

McMillan was also inducted into the National Junior College Basketball Hall of Fame in 2001 after playing at Chowan College before transferring to North Carolina State. This past July, the city of Raleigh North Carolina, re-named the Lions Park Community Center to honor McMillan.

McMillan and his wife, Michelle, have two children, Jamelle, a Hawks' assistant coach, and Brittany.

BASKETBALL OPERATIONS

JOE PRUNTY - ASSISTANT COACH



Longtime NBA coach Joe Prunty is in his second season as an assistant coach.

Prunty began his NBA career 26 years ago with the San Antonio Spurs, where he won three championships (1999, 2003, 2005), serving as an assistant video coordinator, video coordinator, assistant coach/video coordinator and assistant coach/advance scout.

Prior to joining the Hawks, Prunty served as an assistant coach with the Phoenix Suns (2018-19). He was with the Milwaukee Bucks from 2014-18, including serving as interim head coach over the final 37 games of the 2017-18 campaign, when the team went 21-16 and lost in the first round of the NBA Playoffs to Boston in seven games. He was also head coach for 17 games during the 2015-16 season with the Bucks.

Before his stint with Milwaukee, he was an assistant coach with the Brooklyn Nets (2013-14), Cleveland Cavaliers (2010-13), Portland Trail Blazers (2008-10) and Dallas Mavericks (2005-08), where the Mavericks went to their first-ever NBA Finals in 2006.

In addition to his NBA experience, Prunty has extensive coaching experience both overseas with Great Britain and with USA Basketball. Prunty spent five summers as head coach of Great Britain's National Team from 2013-2017, qualifying for EuroBasket in 2013 and 2017. Recently he served as acting head coach of the USA AmeriCup Qualifying Team for two games (going 2-0) in the third window in February 2021. Prior to that, he was an assistant for the November 2020 USA AmeriCup Qualifying Team (2-0), working with former Hawks head coach Mike Fratello.

Prunty has also been part of camps and clinics all over the world, including Basketball Without Borders Europe in Istanbul, Turkey, NBA Paris Game 2020, NBA Fit Camp in China, NBA Camp in Indonesia and clinics throughout London as well as the United States.

Prunty also has high school and college coaching experience – coaching four years at the University of San Diego High School (CA), St. Augustine High School (CA) and at the University of San Diego. While at University of San Diego High School, he coached former MLB pitcher Mark Prior, currently the pitching coach for the Los Angeles Dodgers, and Luke Walton, current assistant coach with the Cavaliers.

The Sunnyvale, CA, native played collegiately at De Anza College and is a graduate of Cal Poly San Luis Obispo.

He and his wife, Laura, have a son, Luke, and daughter, Emma.

MIKE LONGABARDI - ASSISTANT COACH



With 19 years of NBA coaching experience and two NBA championships on his resume, Mike Longabardi is in his first season as an assistant coach with the Hawks.

Longabardi comes to the Hawks following one season as an assistant coach with the Sacramento Kings. Prior to Sacramento, he spent two seasons as a member of the Washington Wizards coaching staff (2019-21). Before his time in Washington, Longabardi spent three-and-a-half years as an assistant coach for the Cleveland Cavaliers, winning one of his two NBA titles in 2016.

The Frostburg State alumnus has also spent time as an assistant coach with the Phoenix Suns (2012-15) and Boston Celtics (2007-13). While with Boston, Longabardi helped lead the Celtics to three Eastern Conference Finals, two NBA Finals appearances and the 2008 NBA Championship. In addition, he was an assistant coach/video coordinator for the Houston Rockets.

A native of Brooklyn, New York, he began his coaching career at the collegiate level for seven seasons, including stops at Pfeiffer University, Adelphi University, Lafayette College and Towson University. Longabardi's family includes his wife, Andreana, along with daughters Olivia and Francesca.

BASKETBALL STAFF

JAMELLE McMILLAN - ASSISTANT COACH




In his second season as an assistant coach with the Hawks, and 11th in the NBA, is Jamelle McMillan.

McMillan started his career with the New Orleans Pelicans in 2013 in player development as part of now Phoenix Suns Head Coach Monty Williams' staff. In 2016, McMillan was elevated to assistant coach under Alvin Gentry and in 2017, he served as head coach of the Pelicans' summer league team. After spending the '18-19 season in Phoenix, he rejoined the Pelicans as an assistant for two seasons.

He has also served as director of basketball operations at Drake University after graduating from Arizona State having studied business, communications and film/media studies.

He was a four-year player for the Sun Devils, where he was teammates with Philadelphia 76ers guard James Harden. As a senior, McMillan was team captain, and finished his career tied for sixth in school history with 122 games played and tied for 10th all-time in 3FG% (.373).

MATT HILL - ASSISTANT COACH



Matt Hill is in his fifth season in Atlanta after spending the previous six seasons with the Orlando Magic, where he finished his stint as an assistant coach.

He served as Hawks' head coach at the 2021 NBA Summer League in Las Vegas.

Hill spent the summer of 2019 as a coaching associate at the USA Men's Basketball Training Camp.

He began his career with Orlando as video analyst/opposition in 2012 and was later promoted to manager of advanced scouting/player development and assistant coach.

Hill played at the University of Texas from 2006-11, where he earned his degree in Corporate Communications, after a decorated high school career at Southeast High School in Lincoln, NE. Following his senior season, he was named Nebraska's Mr. Basketball and Gatorade Player of the Year.

NICK VAN EXEL - ASSISTANT COACH



In his second stint in Atlanta, Nick Van Exel is in his second season as an assistant coach for the Hawks. He was a player development instructor for the organization from 2010-12.

Van Exel returned to Atlanta from the Dallas Mavericks, where he was a scout from 2019-21. The former head coach of the Texas Legends of the NBA G League (2015-16), Van Exel also has coaching experience with the Memphis Grizzlies (2016-19), Milwaukee Bucks (2013-14) and Texas Southern University (2009-10). This past summer, Van Exel served as head coach for the Hawks' summer league team in Las Vegas.

The former NBA All-Star (1998) played 13 years in the league (1993-2006) with the LA Lakers, Denver Nuggets, Mavericks, Golden State Warriors, Portland Trail Blazers and San Antonio Spurs. In 880 career regular season games (670 starts), he averaged 14.4 points, 6.6 assists and 2.9 rebounds in 32.9 minutes (.405 FG%, .357 3FG%, .794 FT%). He also saw action in 76 playoff games (27 starting assignments), averaging 13.6 points, 4.5 assists and 2.9 rebounds in 31.4 minutes.

The native of Kenosha, WI started his collegiate career at Trinity Valley Community College (Athens, TX) before spending his final two seasons at University of Cincinnati, where he was named Associated Press Third-Team All-American as a senior. Van Exel was selected by the Lakers in the second round (37th overall) of the 1993 NBA Draft.

BASKETBALL STAFF

MARTY LAUZON - DIRECTOR OF ATHLETIC PERFORMANCE AND SPORTS MEDICINE



Marty Lauzon is in his second season with the Hawks as the team's director of athletic performance and sports medicine.

Prior to joining the Hawks, Lauzon was with the Atlanta Falcons for 11 years, where he started as head athletic trainer/physical therapist (2010-13) before being promoted to director of sports medicine and performance (2013-21).

He started his career at UCLA (1997-99), serving as director of rehabilitation before moving to Cleveland to work for the Browns as assistant athletic trainer/physical therapist (1999-2005) and head athletic trainer/physical therapist (2005-09).

The native of Quebec, Canada holds a Bachelor of Science in Physiotherapy from University of Ottawa.

SCOTTIE PARKER - HEAD ATHLETIC TRAINER



Scottie Parker is in his sixth year as the Hawks' head athletic trainer, and in his ninth season with the organization. He was formerly the team's assistant athletic trainer.

Prior to joining the Hawks, Parker worked with the Seattle Seahawks, where he was part of the training staff for the 2014 Super Bowl champions. He also has experience with the Portland Trail Blazers and Ontario Warriors arena league football team.

Parker is a Certified Athletic Trainer (ATC) by the National Athletic Trainers Association, and a Certified Strength and Conditioning Specialist (CSCS) by the National Strength and Conditioning Association.

Parker graduated from University of Northwestern (St. Paul, MN) with a Bachelor's Degree in Kinesiology and a minor in Coaching. He earned his Master's from California Baptist University (Riverside, CA) in Athletic Training.

Parker won the California Athletic Trainers' Association's Life Saver Award in 2012.

Parker and his wife Natalia have three children and live in metro Atlanta.

MICHAEL IRR - HEAD STRENGTH & CONDITIONING COACH



In his fifth season with the Hawks is Head Strength & Conditioning Coach Michael Irr.

Irr came to Atlanta from the Golden State Warriors, where he finished as Head of Strength and Conditioning and earned two NBA championship rings.

He joined Golden State in 2015 after serving in a similar position for the Charlotte Bobcats from 2008-11 and as the assistant strength and conditioning coach for the Chicago Bulls from 2006-08.

Irr is an Exercise Science graduate of University of Connecticut and earned a Doctorate in Physical Therapy from The University of North Carolina. He and his wife, Stefanie, have three sons, Landon, Brady and Wesley.

BASKETBALL OPERATIONS



Cam Baskerville
Video Assistant

Kira Chumtong
Coordinator, Player Engagement

Tim Dather
Player Development Coach

John Dusel
Asst. Athletic Trainer

Justin Eaddy
Basketball Operations Coordinator/Scout

Lakea Gaither
Team Security

Joy Heller
Massage Therapist



Claudell Henderson
Coordinator, Facilities

O'Neil Holder
Assistant, Video


Max Horowitz
Senior Data Scientist

Justin Howe
Asst. Athletic Trainer

Kosta Jankov
International Scout

Paul Jespersen
Player Development Coach

Evan Just
Assistant, Front Office



Grant Liffmann
Pro Personnel Scout

Greg Lott
Team Security

Terrance McLellan
Asst. Strength & Conditioning Coach

Danko Miholic
International Scout

Dipesh Mistry
Coaching Assistant

Jacob Porter
Video Coordinator

Sam Radack
Data Analyst



Nick Ressler
Director, Business & Basketball Operations

Larry Riley
College Scout

Jay Rodriguez
Assistant, Front Office

Marvin Rogers
Manager, Facility Maintenance

Roger Rogers
Team Security

Ryan Silverstein
Coordinator, Cap Strategy & Administration

Jim Sleeper
Advance Scout



Henry Springer
Basketball Operations Trainee

Jeff Teague
Scout

Taka Uchida
Assistant Athletic Trainer

Vince Velazquez
Director of Team Security

Tim Wilson
Assistant Equipment Manager

Ralik Wise
Assistant, Video

BUILDING BRIDGES THROUGH BASKETBALL

ATLANTA HAWKS FOUNDATION

The Atlanta Hawks believe every child deserves the right to play, and in the power of sports and the social, emotional, and physical benefits they offer kids. That's why the Hawks Foundation's mission is to ensure Atlanta's youth have safe places to play, be healthy and learn leadership skills through basketball. The Hawks will achieve this mission by focusing on four key areas:

INVESTING IN PLAY

The Foundation will improve and increase the availability of outdoor basketball courts across metro Atlanta. To date, the Foundation has renovated 28 courts in metro Atlanta since 2015, exceeding its pledge to build 25 courts in five years. The Foundation also brings resources to communities where these courts are located through such partnerships as Vision to Learn, which provides free vision exams and eyeglasses for kids in need. Additionally, through Project Rebound, the Foundation provides grants for basketball equipment to area non-profits.

INVESTING IN KIDS

The Foundation offers scholarships to Hawks camps and clinics, thereby removing economic barriers for kids to gain valuable game and life skills in a rich, supportive environment. Twenty-five percent of kids in Hawks camps and clinics are currently supported via the Foundation's scholarship program.

INVESTING IN COACHES

According to the Aspen Institute's Project Play, one in three coaches indicate they have been trained in sport skills or tactics. The Foundation partners with trusted coaching development organizations like USA Basketball, the NBA and Positive Coaching Alliance to ensure metro Atlanta youth coaches are receiving quality and consistent coaching fundamentals. An average of 500 coaches are trained and certified through this platform annually. More than 8,000 kids across metro Atlanta are benefitting from this ongoing coaching education strategy.

INVESTING IN HEALTH & WELLNESS

Continuing our work to fight food insecurity, the Hawks Foundation partnered with the State Farm to raise funds for the Atlanta Community Food Bank (ACFB) during the 2021-22 season. For each point scored over 100 points during regular season games, the foundation and State donated \$100 to the ACFB. All totaled, the effort raised \$122,500.

In recognition of Black History Month, the Atlanta Hawks Foundation teamed up with the Prostate Cancer Foundation and Emory Healthcare to host its Black History Month Assist Challenge. For four years, the Hawks have donated \$250 to the Prostate Cancer Foundation (PCF) for every assist registered by the Hawks in the month of February. In the 2021-22 season, the Hawks Foundation donated \$130,000 to PCF. The challenge also raised awareness about prostate cancer in Black men. One in eight men will be diagnosed with prostate cancer in his lifetime, and Black men are about 75 percent more likely to develop prostate cancer than non-Hispanic white men.

ATLANTA HAWKS

CORPORATE SOCIAL RESPONSIBILITY

Committed to supporting communities where our fans live, work and play, the Hawks social responsibility efforts focus on the key pillars of health and wellness, economic empowerment, and community outreach. Below are few examples:

With a commitment to providing safe spaces and services for under-resourced communities, the Hawks have increased its commitment to community programming by enhancing current programs, partnerships, and donations with a minimum of \$14 million over the next decade. State Farm, the naming rights partner of the arena, will expand its Good Neighbor Club program, which transforms rooms in the recreation centers attached to renovated courts. The clubs serve as comprehensive learning and entertainment hubs for the community and are an extension of the team's ongoing court renovation program to increase access to play throughout the Atlanta metro area.

The Atlanta Hawks and Chase, the U.S. consumer and commercial banking business of JPMorgan Chase & Co, launched the multi-pronged "Power Forward: How to Advance Your Career and Finances" program in partnership with Junior Achievement of Georgia. This initiative, aimed towards high school and college students, was designed to educate students in the areas of financial health and literacy, the basics of business finance, and to build their knowledge around the financial services industry.

Recognizing the toll that the pandemic has taken on students and Trae Young's dedication to generating awareness around mental well-being, the Hawks All-Star guard GRAMMY® nominated singer-songwriter Chlöe Bailey participated in a Teen Mental Wellness Courtside Chat. The courtside chat for more than 500 students addressed the uncertainty and anxiety throughout the COVID-19 pandemic as Young and Chlöe provided tips on how they cope with stress. The talk was later followed by a teen summit where youth learned coping skills to help guard their mental wellbeing.

During the holiday season, the Hawks spread holiday cheer by partnering with UPS for a free pop-up grocery store providing 300 families with food for Thanksgiving along with information on job opportunities at both companies. For Christmas, the organization partnered with Santa for A Day to provide toys for 400 youth served by the Atlanta Housing Authority.

To commemorate the NBA's 75th anniversary, the Hawks partnered with the Atlanta Fire Department and Atlanta Fire Rescue Foundation to install a mural and basketball hoop at historic Fire Station #16. The station became the city's first fully integrated location in 1963. The mural features the ATLANTA letters above the imposing razor-talon hawk of the late '90s and includes 16 black stars which represent the first 16 Black male firefighters and 7 red stars for the first seven Black female firefighters.

NBA CARES



NBA Cares is the league's global social responsibility program that builds on the NBA's mission of addressing important social issues. NBA Cares programs and participants have provided more than 6.2 million hours of hands-on service and created more than 2,042 places where kids and families can live, learn or play in communities around the world. Internationally, NBA Cares has created more than 375 places where kids and families can live, learn or play in 40

countries and territories. NBA Cares works with nationally and internationally recognized youth-serving programs that support education, youth and family development, and health-related causes, including: Boys & Girls Clubs of America, Vera Institute of Justice, Thurgood Marshall College Fund, UNICEF, Special Olympics, The Jed Foundation, Share Our Strength and GLSEN.



PLAYERS



11 TRAE
YOUNG



ROSTER



No.	Player	Pos.	Ht.	Wt.	Birthdate	Prior to NBA/Country	Yrs.
13	Bogdan Bogdanovic	G	6-6	220	08/18/92	Fenerbahce/Serbia	5
15	Clint Capela	C	6-10	240	05/18/94	Elon Chalon/Switzerland	8
20	John Collins	F/C	6-9	235	09/23/97	Wake Forest/USA	5
7*	Jarrett Culver	G	6-6	195	02/20/99	Texas Tech/USA	3
2*	Trent Forrest	G	6-4	198	06/12/98	Florida State/USA	2
14	AJ Griffin	G	6-6	222	08/25/03	Duke/USA	R
3	Aaron Holiday	G	6-0	185	09/30/96	UCLA/USA	4
8	Justin Holiday	G	6-6	180	04/05/89	Washington/USA	9
12	De'Andre Hunter	F	6-7	225	12/02/97	Virginia/USA	3
1	Jalen Johnson	F	6-9	220	12/18/01	Duke/USA	1
0	Frank Kaminsky	C/F	7-0	242	04/04/93	Wisconsin/USA	7
27	Vít Krejčí	F	6-7	195	06/19/00	Casademont Zaragoza/Czech Rep.	1
22	Tyrese Martin	G	6-6	215	03/07/99	Connecticut/USA	R
5	Dejounte Murray	G	6-5	180	09/19/96	Washington/USA	5
17	Onyeka Okongwu	F/C	6-9	245	12/11/00	USC/USA	2
11	Trae Young	G	6-1	180	09/19/98	Oklahoma/USA	4

HEAD COACH: Nate McMillan (NC State)

ASSISTANT COACHES: Joe Prunty (Cal Poly)
Mike Longabardi (Frostburg State)
Jamelle McMillan (Arizona State)
Matt Hill (Texas)
Nick Van Exel (Cincinnati)

COACHING ASSISTANT: Dipesh Mistry (Ryerson)

DIRECTOR OF ATHLETIC PERFORMANCE AND SPORTS MEDICINE: Marty Lauzon (University of Ottawa)

HEAD ATHLETIC TRAINER: Scottie Parker (University of Northwestern)

HEAD STRENGTH & CONDITIONING COACH: Michael Irr (Connecticut)

* Two-way contract

PRONUNCIATION GUIDE

Bogdan Bogdanovic
Boag-dan Boag-dan-ovich

Vít Krejčiveet
veet kray-chee

Onyeka Okongwu
own-YEH-kuh oh-KONG-wu

Bogdan Bogdanović

HEIGHT: 6-6 NBA EXPERIENCE: 5 years
 WEIGHT: 220 CURRENT NBA SEASON: 6th
 TEAM/HOME COUNTRY: Fenerbahce/Serbia
 BIRTHPLACE: Belgrade, Serbia
 BIRTHDATE: August 18, 1992 AGE: 30

GUARD
13



HOW BOGDAN JOINED THE HAWKS: Signed by the Hawks as a restricted free agent on November 25, 2017 • Signed a multi-year contract with Sacramento on July 13, 2017 • Acquired by the Kings, along with the draft rights to Georgios Papagiannis and Skal Labissiere and a future second-round pick, from Phoenix in exchange for the draft rights to Marquese Chriss on June 23, 2016 • Selected 27th overall by the Suns in the 2014 NBA Draft.

LAST SEASON (2021-22): Saw action in 63 games (27 starts), tallying 15.1 ppg, 4.0 rpg, 3.1 apg and 1.1 spg in 29.3 mpg (.431 FG%, .368 3FG%, .843 FT%) • Scored 10-or-more points 49 times, including 15 games of 20-or-more and two games of 30-or-more points • Averaged 2.7 3FGM, the second-most on the Hawks • Beginning on 1/26, saw action in 34 games as a reserve, tallying 17.4 ppg, 4.1 rpg, 3.4 apg and 1.4 spg (2nd-most for bench players over that time) • From 1/26 until the end of the regular season, led all bench players with 3.1 3FGM • During the month of February, ranked second amongst all bench players in total points (170), total steals (18) and total three-pointers (32) ... Ranked fourth in total assists (36) • Connected on at least one three-pointer in 38 straight games from 12/22/21-3/31/22 ... It marked the longest such streak of his career and the fourth-longest such streak in franchise history • In the final game of the regular season, put in his 315th triple as a Hawk, tied with Dennis Schroder for 13th-most three-pointers in franchise history • In a win over the New York Knicks on 3/22 at Madison Square Garden, netted a season-high 32 points as a reserve, while Trae Young poured in 45 points as a starter ... The duo became the first pair of Hawks teammates to score 40-or-more as a starter and 30-or-more as a reserve since at least the 1970-71 season (when starters were first recorded league-wide), per Elias Sports • On 2/4, Bogdanovic and Delon Wright became the fifth pair of Hawks teammates in team history to swipe at least four steals in the same game coming off the bench • **SEASON HIGHS:** 32 pts @NYK (3/22), 9 reb @TOR (4/5), 7 ast (2x), 4 stl (2x), 2 blk (3x), 11 FGM (2x), 6 3FGM v/WAS (4/6), 8 FTM @IND (3/28), 41 mpg v/CHI (12/27).

PROFESSIONAL CAREER: Through 316 career games (151 starts) in five seasons with Sacramento and Atlanta, averaging 14.2 ppg, 3.4 rpg, 3.4 apg and 1.0 spg in 28.6 mpg (.439 FG%, .384 3FG%, .822 FT%) • In **2020-21**, appeared in 44 games (27 starts) and averaged a career-high 16.4 ppg, 3.6 rpg, 3.3 apg and 1.1 spg in 29.7 mpg (career-bests: 473 FGMs, .438 3FG%, .909 FT%) • Led the Hawks in 3FG% (11th in the NBA) and knocked down a team-high 146 three-pointers • Made a career-high eight 3FGs on 4/11 @CHA • Had a team-high eight contests with six-or-more 3FGM • From April 1 through the end of the regular season, led the East (2nd in the NBA) with 101 3FGM • In April, led the East in 3FGM (66) for the month and led the NBA in 3FG% (min. 40 3FGM) with .485 • His 66 3FGM in April were the most by a Hawks player in any month in franchise history • Among players who made at least 50 3FGs from 4/1 through the end of the regular season, led the league with .495 3FG% • Made at least two 3FGs in each of his final 16 regular-season outings, setting a new career-best streak of contests with at least two 3FGM • From 4/21-5/13, made at least three 3FGs in 11 straight games, the longest streak of his career and tied for the fourth-longest run by any player in 2020-21 • Recorded two separate four-game streaks of 20+ points scored, the two longest streaks of his career (4/11-4/18 and 5/6-5/13) • Scored 20 or more points in 20 games, including two games with 32 points • Tied a career-high with four steals on 3/30 @PHX • Missed 25 games (1/11-2/28) due to an avulsion fracture in his right knee • In **2019-20**, appeared in 41 games (all starts) and averaged 15.1 ppg, 3.4 rpg, 3.4 apg and 1.1 spg in 29.0 mpg (.440 FG%, .372 3FG%, .741 FT%) • Totaled 164 3-point field goals, 10th most in Sacramento Kings franchise history • Recorded a steal in nine straight games (3/1-8/6) • One of six players in NBA history to come off the bench and record 25 points, 10 assists and four steals and the first in franchise history, per Elias • Had three straight games with 20+ points from Nov. 6 to Nov. 12 and back-to-back games with 20 points and five assists or more from Nov. 8 to Nov. 12, matching the longest streaks of his career • Scored 20 or more points in 17 games, including two games with 30+ points • Dished out 10+ assists in two games • Posted two double-doubles • In **2018-19**, averaged 14.1 ppg (.418 FG%, .360 3FG%, .827 FT%), 3.5 rpg, 3.8 apg, 1.0 spg and 27.8 mpg in 70 games (17 starts) • As a starter, averaged 13.6 ppg (.375 FG%, .355 3FG%, .860 FT%), 4.6 rpg, 4.4 apg, 1.4 spg and 31.2 mpg in 17 games • As a reserve, averaged 14.3 ppg (.432 FG%, .362 3FG%, .813 FT%), 3.1 rpg, 3.6 apg, 0.9 spg and 26.7 mpg in 53 games • Set new single season career-highs in points, rebounds, assists and steals per game • Led the Kings in scoring seven times and in assists 13 times • Scored in double figures in 53 games, including 12 games with 20 or more points • Dished out 10+ assists one time • Recorded one double-double • Missed 12 games • Inactive in 10 games due to left knee post procedure recovery (10/17-11/4/18) • Inactive in one game due to load management (11/9/18) • Did not dress in one game due to a sore right foot (12/19/18) • Competed for the World Team during the 2019 Mtn Dew Ice Rising Stars Challenge at All-Star Weekend • In **2017-18**, averaged 11.8 ppg (.446 FG%, .392 3FG%, .840 FT%), 2.9 rpg, 3.3 apg, 0.9 spg, 0.2 bpg and 27.9 mpg in 78 games (52 starts) • As a starter, averaged 11.6 ppg (.424 FG%, .389 3FG%, .857 FT%), 3.0 rpg, 3.2 apg, 0.8 spg and 28.3 mpg in 52 games • As a reserve, averaged 12.0 ppg (.494 FG%, .400 3FG%, .816 FT%), 2.5 rpg, 3.5 apg, 1.1 spg and 27.1 mpg in 26 games • Amongst rookies, ranked eighth in points, eighth in assists, eighth in steals and 10th in minutes per game as well as 10th in field goal percentage, fourth in 3-point field goal percentage and third in free throw percentage • Led the team in scoring in 11 games and in assists in 16 games • Scored in double-figures 49 times and 20+ points seven times • Dished out 10 or more assists once Missed four games • Missed the first three games of the season due to a right ankle sprain (10/18-10/21/17) • Missed one game due to a sore left hamstring (3/19/18) • Named to 2017-18 NBA All-Rookie Second Team • Awarded 2018 Mtn Dew Kickstart Rising Stars Challenge Most Valuable Player • Selected to Team World for the 2018 Mtn Dew Kickstart Rising Stars Challenge.

PLAY-IN CAREER: In 2022, saw action in two games, averaging 16.0 ppg, 3.5 rpg, 1.5 apg and 2.0 spg in 27.0 mpg (.588 FG%, .500 3FG%, 1.000 FT%) • In Atlanta's final Play-In Tournament win on 4/15 at Cleveland, tallied 19 points, five rebounds, two assists and three steals in 29 minutes of action (.750 FG%, .667 3FG%, 1.000 FT%).

CAREER HIGHS

Points	FGM	FGA	3FGM	3FGA	FTM	FTA	Rebounds	Assists	Steals	Blocks	Minutes
35	13	28	8	16	9	11	9	11	4	3	45
8/6/20	8/6/20	12/26/19	4/11/21	2/3/20	1/21/19	2/3/30	9	11	4	12/26/19	4/1/21
v/NOP	v/NOP	v/MIN	@CHA	Times	v/MIN	v/MIN	Times	@BKN	Times	v/MIN	@SAS

PLAYOFF CAREER: Through two playoff runs with Atlanta, has seen action in 22 games (18 starts), averaging 14.1 ppg, 4.3 rpg, 2.9 apg and 1.4 spg in 32.0 mpg (.393 FG%, .331 3FG%, .741 FT%) • In **2022**, appeared in four postseason contests, averaging 14.3 ppg, 4.8 rpg and 3.0 apg in 26.6 mpg (.408 FG%, .346 3FG%, .800 FT%) • Ranks 5th in Hawks postseason history with 56 3FGM • Recorded a team-high 29 points in 28 minutes as a reserve on 4/19 ... His 29 points marked the most bench points by a Hawk in a playoff contest since at least 1986 ... 19 of his 29 points came in the fourth quarter ... Since at least the 1997 postseason, he is only the sixth bench player in the NBA to tally 19 points in the final quarter of a playoff contest ... He also became just the second Hawk since at least 1997 to net at least 19 points in any quarter of a playoff game • On 4/22, recorded a playoff career-high tying eight rebounds and six assists, to go along with 18 points and two steals ... He buried four triples in the game and five triples on 4/19, becoming the first Hawks bench player in postseason history to connect on at least four three-pointers in back-to-back playoff contests • In **2021**, appeared in 18 postseason games (18 starts), averaging 14.1 points, 4.2 rebounds, 2.9 assists and 1.6 steals in 33.2 minutes • His 29 total steals ranked 3rd in the NBA and his 1.61 steals per game ranked 4th • His 47 three-pointers were 2nd in the East and 6th in the NBA • Scored 10+ points in 11 contests, 20+ in four contests (including three straight 20+ performances to end the playoffs) • On 7/1 at Milwaukee in Game 5 of the Eastern Conference Finals, set postseason-highs in points (28), FGM (10) and 3FGM (seven) in 39 minutes.

INTERNATIONAL PROFESSIONAL CAREER: Averaged 14.8 ppg (.485 FG%, .376 3FG%, .874 FT%), 3.7 rpg, 3.9 apg, 1.2 spg and 27.8 mpg in 44 games (36 starts) for Fenerbahce during the **2016-17** season leading the team to both the Euro and Turkish National Championships • Averaged 14.6 ppg (.500 FG%, .430 3FG%, .855 FT%), 3.8 rpg, 3.6 apg and 1.1 spg and 27.9 mpg in 22 games (17 starts) during the 2016 EuroLeague earning 2016-17 All-EuroLeague First-Team and EuroLeague Playoffs Game 1 MVP Honors • Averaged 12.4 ppg (.458 FG%, .401 3FG%, .786 FT%), 3.5 rpg, 3.0 apg, 1.0 spg and 26.6 mpg in 68 games (58 starts) for Fenerbahce in Turkish and EuroLeague play in **2015-16** • Accrued averages of 11.1 ppg (.418 FG%, .387 3FG%, .782 FT%), 3.0 rpg, 2.6 apg, 0.9 spg, 0.4 bpg and 26.5 mpg in 65 games (52 starts) in his first season with Fenerbahce during the **2014-15** season earning the honor of EuroLeague Rising Star • Averaged 14.9 ppg (.396 FG%, .337 3FG%, .790 FT%), 3.7 rpg, 3.7 apg, 1.3 spg and 30.2 mpg in 66 games (55 starts) with KK Partizan during the **2013-14** season • Averaged 14.8 ppg (.401 FG%, .370 3FG%, .754 FT%), 3.7 rpg, 3.7 apg and 1.6 spg in 23 EuroLeague games (18 starts) en route to 2013-14 EuroLeague Rising Star accolades • At 21 years of age, he guided Partizan past rival Red Star Belgrade in the league's championship series en route to posting 30.8 ppg, 4.8 rpg and 4.2 apg during the best-of-five series • Averaged 7.0 ppg (.384 FG%, .311 3FG%, .800 FT%), 2.5 rpg, 1.4 apg, 0.9 spg and 17.7 mpg in 50 games (12 starts) for Partizan during the **2012-13** season • Posted averages of 3.3 ppg (.500 FG%, .368 3FG%, .600 FT%), 1.3 rpg, 1.1 apg, 0.6 spg and 8.3 mpg in 16 games (0 starts) with KK Partizan in 2011-12 • Totaled 29 points (11-21 FG, 1-5 3pt, 6-6 FT), 11 rebounds, eight assists, three steals and two blocks in 13 games during the 2010-11 season with Partizan • Won the Serbian National Championship in all four of his seasons with Partizan.

NATIONAL TEAM CAREER: Averaging 12.8 ppg (.457 FG%, .351 3pt%, .759 FT%), 3.6 rpg, 3.2 apg, 0.8 spg and 26.1 mpg in 52 career national games for the Serbian National Team • Competing for the Serbia at the 2019 FIBA World Cup • Totaled 22 points (7-22 FG, 4-15 3pt, 4-4 FT), five rebounds, two assists and three steals in 37 minutes in two games the European Qualifiers • Averaged 20.4 ppg (4/24 FG%, .292 3pt%, .825 FT%), 3.4 rpg, 5.0 apg, 1.2 spg and 32.0 mpg in nine games during EuroBasket 2017 leading Serbia to a second place finish • A member of the silver-medal winning Serbian national team in the 2016 Rio Olympics, Bogdanovic averaged 12.3 ppg (.458 FG%, .366 3pt, 7-8 FT), 3.6 rpg, 2.6 apg and 26.1 mpg in eight contests, including a game-high 18 points (7-11 FG, 3-4 3pt, 1-1 FT) to accompany one rebound, five assists and three steals in a quarterfinal victory over Croatia • Helped guide Serbia into the Games with averages of 17.8 ppg (.578 FG%, .556 3pt%, 4-5 FT), 5.3 rpg, 6.0 and 26.1 mpg in four games during the 2016 FIBA Qualifying Tournament • Accumulated 8.9 ppg (.397 FG%, .271 3pt%, 812 FT%), 3.2 rpg, 3.2 apg and 21.2 mpg in nine games during EuroBasket in 2015 • During the 2014 FIBA World Cup, recorded 12.0 ppg (.470 FG%, .356 3pt%, .778 FT%), 2.4 rpg, 2.6 apg, 0.8 spg and 27.0 mpg in nine outings as Serbia earned a silver medal • Accrued averages of 9.4 ppg (.434 FG%, .419 3pt%, 5.20 FT%), 4.3 rpg, 2.0 apg and 26.1 mpg in 11 games during EuroBasket 2013, his first event with the National Team • For Serbian Men's National under-20 team, averaged 12.4 ppg (.409 FG%, .370 3pt%, .905 FT%), 3.0 rpg, 2.3 apg and 29.2 mpg in nine games during the 2012 U20 European Championship: Division A • In the U19 World Cup, averaged 8.9 ppg (.423 FG%, .381 3pt%, .588 FT%), 5.0 rpg, 1.7 apg, 1.1 spg, 0.9 bpg and 22.4 mpg in seven games as Serbia received silver medal • At the 2010 under-18 European Championship: Division A, averaged 10.2 ppg (.354 FG%, .262 3pt%, .615 FT%), 5.3 rpg, 1.4 apg, 1.3 spg, 0.6 bpg and 23.7 mpg in nine games.

PERSONAL INFO: Son of Dragan and Kovičlika Bogdanovic and has a sister, Ivana Bogdanovic • Participated in third year of the NBPA's "Branding in the Global Economy" program in the summer of 2019, which was held at SDA Bocconi School of Management which helps current NBA players gain international insight and experience in management and business; Bogdan was joined by fellow NBA players Zaza Pachulia, Jose Calderon, Cristiano Felicio, Al-Farouq Aminu, Kyle Anderson, Langston Galloway and Rudy Gay as they met with people from the fashion, wine and hotel & resort industries • Bogdanovic is a fan of the video games series, World of Warcraft, and was congratulated by World of Warcraft's Twitter for winning MVP at the 2018 Mtn Dew Kickstart Rising Stars Challenge • Fans of his former team, Fenerbahce, named a star after Bogdanovic on April 10, 2016 • He is related to the late Bogdan Bogdanovic, a noted Serbian architect • On Twitter @LeaderOfHorde and Instagram @bogdanbogdanovic.

CAREER STATS

NBA REGULAR SEASON

YEAR, TEAM	GP	MINS	FGM	FGA	PCT.	FTM	FTA	PCT.	REBOUNDS			AST	PF	DD	STL	BLK	PTS	AVG
									OFF	DEF	TOT							
17-18, SAC	78	2175	344	772	.446	100	119	.840	31	192	223	258	172	0	72	16	917	11.8
18-19, SAC	70	1947	361	863	.418	134	162	.827	40	203	243	267	142	1	72	15	990	14.1
19-20, SAC	61	1766	337	766	.440	86	116	.741	26	181	207	207	133	0	64	15	924	15.1
20-21, ATL	44	1305	267	565	.473	40	44	.909	20	140	160	147	99	0	49	13	720	16.4
21-22, ATL	63	1848	342	794	.431	97	115	.843	29	221	250	194	132	1	68	14	950	15.1
5 YR. TOT	316	9041	1651	3760	.439	457	556	.822	146	937	1083	1073	678	2	325	73	4501	14.2

THREE-POINT FIELD GOALS IN 17-18:	129-329	(302)
THREE-POINT FIELD GOALS IN 18-19:	134-372	(360)
THREE-POINT FIELD GOALS IN 19-20:	164-441	(372)

CAREER THREE-POINT FIELD GOALS: 573-1475 (.388)

NBA PLAYOFFS

YEAR, TEAM	GP	MINS	FGM	FGA	PCT.	FTM	FTA	PCT.	REBOUNDS			AST	PF	DD	STL	BLK	PTS	AVG
									OFF	DEF	TOT							
20-21, ATL	18	598	97	249	.390	12	17	.706	11	64	75	52	50	0	29	5	253	14.1
21-22, ATL	4	107	20	49	.408	8	10	.800	4	15	19	12	12	0	1	1	57	14.3
2 YR. TOT	22	705	117	298	.393	20	27	.741	15	79	94	64	62	0	30	6	310	14.1

THREE-POINT FIELD GOALS IN 20-21: 47-143 (.329)

PLAYOFF THREE-POINT FIELD GOALS: 56-169 (.331)

THREE-POINT FIELD GOALS IN 21-22: 9-26 (.346)

ATLANTA HAWKS

Clint Capela

HEIGHT: 6-10 NBA EXPERIENCE: 8 years
 WEIGHT: 240 CURRENT NBA SEASON: 9th
 COLLEGE: None
 HIGH SCHOOL: INSEP, Paris, France
 BIRTHPLACE: Geneva, Switzerland
 BIRTHDATE: May 18, 1994 AGE: 28

CENTER
 15



HOW CLINT JOINED THE HAWKS: Acquired by Atlanta on February 5, 2020 along with Nene from Houston in a four-team deal that involved 12 players • Signed to a contract extension with the Hawks on September 1, 2021 • Re-signed with the Rockets on July 27, 2018 • Selected by Houston with the No. 25 pick of the 2014 NBA Draft.

LAST SEASON (2021-22): Appeared in 74 games (73 starts), averaging 11.1 ppg, 11.9 rpg, 1.2 apg and 1.3 bpg in 27.6 mpg (.613 FG%, .473 FT%) • Ranked top-10 in the NBA in rpg (4th, 11.9), Orgb (5th, 3.8) and FG% (7th, .613) • Recorded 35 double-doubles, the second-most on the team • Scored 10-or-more points 41 times, including five games of 20-or-more points • Grabbed 10-or-more rebounds 52 times, including 15+ boards 16 times • Recorded a team-high 30 games of two-or-more blocks, the ninth-most such games in the NBA and the third-most such games in his career • Led or tied the Hawks in rebounds 62 times, blocks 40 times and steals 13 times • Pulled down a season-high 23 rebounds, in addition to 18 points, in a win over Cleveland on 12/31 ... One of only four players in the NBA to grab at least 23 rebounds in a single game during the 2021-22 season • Was one of only three players to record at least four games of 10+ points and 10+ rebounds on a perfect clip from the floor (min. 5 FGM) • Against the Portland Trail Blazers on 1/3, notched a 22-point, 11-rebound double-double on a perfect 10-10 shooting clip from the field ... Became the only player during the 2021-22 season to tally 20+ points and 10+ rebounds on a perfect mark from the floor (min. 10 FGM) ... Also marked the first time in his eight-year career doing so • Recorded 11 points, 13 rebounds, five steals and three blocks at San Antonio on 11/24, becoming the only player to tally such a stat line in the NBA during the 2021-22 campaign and became just the sixth Hawk since at least the 1973-74 season (when steals became an official NBA stat) to notch 10+ points, 10+ rebounds, 5+ steals and 3+ blocks in a single game • In a 115-105 win over Charlotte on 11/21, tallied a team-high 20 points on 10-11 shooting, a game-high 15 rebounds (six offensive), one assist and two blocks in 23.56 minutes ... Per Elias Sports, Capela became the first player in NBA history to compile at least 20 points and 15 rebounds, while hitting .909 FG%-or-better from the floor in 24 minutes-or-less (min 10 FGM) • On 12/17, against Denver, grabbed the 1,500th offensive rebound of his career • **SEASON HIGHS:** 23 pts @MEM (11/26), 23 rebs @CLE (12/31), 4 asts (4x), 5 stls @SAS (11/24), 4 blks (2x), 11 FGM (2x), 5 FTM v/UTA (11/4), 40 mins @CLE (12/31).

PROFESSIONAL CAREER: Eight-year veteran has seen action in 471 games (410 starts) averaging 12.4 ppg, 10.7 rpg, 1.0 apg and 1.5 bpg in 26.8 mpg (.624 FG%, .527 FT%) • In **2020-21** saw action in 63 games (all starts) with Atlanta, recorded 15.2 ppg, a career-high and NBA-best 14.3 rpg and 2.05 bpg (3rd in the NBA) in 30.1 mpg (.594 FG%, .573 FT%) • Led the NBA in total offensive rebounds (297) and offensive boards per game (4.7) • Scored in double-figures 50 times, including 18 games with 20-or-more points • Pulled down 15-or-more rebounds in a career-high and NBA-leading 30 games • His 18 games with 15+ points and 15+ rebounds led the NBA • His five games with 15+ points and 20+ rebounds tied for the NBA lead • His 14.3 rpg were the most by a Hawk since Kevin Willis's 15.5 rpg in 1991-92 • Was the only Eastern Conference player in the NBA's top four in blocks (129, 4th) and dunks (168, 3rd) • The only Eastern Conference player in the top 10 in rpg (1st), bpg (3rd) and FG% (10th) • Became the first Hawk to lead the league in rpg since Dikembe Mutombo in 1999-00 • Tied for the NBA lead with six games with 20+ rebounds and three contests with 25+ points/20+ rebounds • Pulled down a career-high 26 rebounds on 1/20 vs. Det, adding 27 points and five blocks in 39 minutes • On 1/22 @MIN, recorded the first triple-double of his career, totaling 13 points, 19 rebounds and a career-high 10 blocks in 30 minutes - Became the first player with 15 rebounds, 10 blocks and zero fouls in a game since blocks became an official stat in 1973-74 • From 12/30/20-2/6/21, pulled down 10-or-more rebounds in 19 consecutive games, the longest streak of his career and the fifth-longest by a Hawk since 1968-69 • Dished out a career-high six assists on 1/1 @BKN • Pulled down 236 rebounds in April, the most in the NBA and the second-most by a Hawk in any month since 1976-77 • Had 25 points, 24 boards, three blocks and two steals on 4/18 v/IND • Had 25 points, 22 boards and two steals on 4/21 @NYK • Tied a career-high with 10 FTM on 4/1 @SAS • In **2019-20**, saw action in 39 games (all starts) with the Rockets and recorded 13.9 ppg and 13.8 rpg in 32.8 mpg (.629 FG%, .529 FT%) • Scored in double-figures 33 times, including six games with 20-or-more points and one 30-point game • In 67 games (all starts) during the **2018-19** season, averaged 16.6 ppg (.648 FG%, .636 FT%), 12.7 rpg, 1.4 apg and 1.52 bpg in 33.6 mpg • Ranked second in the NBA in FG% • Became the third different player in NBA history to have shot .640 or better from the floor while averaging at least 16.0 ppg in a single season, joining Wilt Chamberlain and Artis Gilmore • Ranked fifth in the NBA with 12.7 rpg • Had 45 double-doubles, including a career-high seven straight from 3/10-3/20/19 • Scored in double-figures in 27 straight games from 10/20-12/17/18 after not having a streak longer than 11 games prior in his career • In 74 games (all starts) in **2017-18**, averaged 13.9 points, 10.8 rebounds and 1.85 blocks in 27.5 minutes per game while shooting .652 FG% and .560 FT% from the line • Missed three games with a left heel contusion (12/16/17; 12/20-12/22/17), two games with a right orbital fracture (12/28-12/29/17), one game due to illness (2/26/18), one game with a left thumb sprain (3/27/18) and one game with a sore left thumb (4/11/18) • Became the first player in NBA history to have averaged at least 13.0 ppg, 10.0 rpg and 1.8 bpg in fewer than 28.0 mpg • Ranked eighth in rebounding (10.8 rpg) and second in blocks (1.85 bpg) • Had 42 double-doubles • Led the NBA in field goal percentage (.652) • In the **2016-17** campaign, in 65 games (59 starts), averaged 12.6 points, 8.1 rebounds, 1.0 assists and 1.2 blocks in 23.9 minutes per game while shooting .643 FG% and .531 FT% • Became the fifth different player in NBA history to average at least 12.0 points and 8.0 rebounds in fewer than 24.0 minutes per game in a single season and just the third dating back to 1959-60 • Recorded at least two blocks 21 times, including three-or-more rejections on six occasions • In 77 games (35 starts) in **2015-16**, averaged 7.0 points, 6.4 rebounds and 1.2 blocks in 19.1 minutes per game

CAREER HIGHS

Points	FGM	FGA	3FGM	3FGA	FTM	FTA	Rebounds	Assists	Steals	Blocks	Minutes
31	14	21	--	1	10	12	26	6	5	10	46
1/7/19 v/DEN	11/23/18 @DET	11/23/18 @DET		Three Times	Two Times	Two Times	1/20/21 v/DET	1/1/21 @BKN	11/24/21 @SAS	1/22/21 @MIN	1/3/19 @GSW

while shooting .582 FG% and .379 FT% • Was the only player in the league to average at least 7.0 ppg and 6.0 rpg in fewer than 20.0 minutes per game • In 35 starts, averaged 8.3 points, 7.7 rebounds, 0.97 steals and 1.1 blocks in 22.9 minutes per game • Scored in double-figures 20 times and recorded 10 double-doubles • Recorded two-plus blocks 24 times, including three-or-more swats eight times • Missed one game due to illness (12/14/15), one game with a left hip flexor strain (2/2/16) and three games (2/25-2/29/16) with a right foot sprain • In 12 games, averaged 2.7 points and 3.0 rebounds in 7.5 minutes per game while shooting .483 FG% and .174 FT% in **2014-15** • Was assigned to the Rockets' NBA Development League affiliate, Rio Grande Valley five times (11/10-12/2/14, 12/16-12/14/14, 12/27/14-1/25/15, 1/29-2/9/15, 2/19-3/27/15), appearing in 38 games with 32 starts, averaging 16.0 points, 9.7 rebounds and 3.0 blocks (2nd in D-League) in 24.4 minutes per game.

PLAY-IN CAREER: Appeared in two games (both starts) during the 2022 NBA Play-In Tournament, averaging 11.0 ppg, 12.5 rpg, 1.5 apg and 1.5 bpg in 21.3 mpg (.750 FG%, .500 FT%) • Grabbed a game-high 17 rebounds in Atlanta's first Play-In contest against Charlotte on 4/13, tied for the fourth-most rebounds in a single game in Play-In history.

PLAYOFF CAREER: Through 81 games (59 starts) in seven postseason runs with Houston and Atlanta, averaging 8.5 ppg, 8.4 rpg and 1.3 bpg in 23.7 mpg (.602 FG%, .490 FT%) • In **2022**, saw action in two games, tallying 2.0 ppg and 7.5 rpg in 20.0 mpg • In **2021**, started all 18 games for Atlanta and posted 10.1 points, 11.2 boards and 1.1 blocks in 31.6 mpg on .603 FG% • Recorded seven double-doubles, tied for the third-most in the Eastern Conference • Pulled down 201 rebounds, the second-highest in the East and blocked 19 shots, tied for third in the conference • His .603 FG% led the East (2nd in the NBA) among players with at least 80 FGM (82) • Recorded 11 games with 10+ points and 11 games with 10-or-more rebounds • Recorded four straight double-doubles from 5/28-6/6/21 • On 6/23 @MIL in Game 1 of the ECF, recorded a postseason career-high 19 boards, adding 12 points, a steal and one block in 38 minutes • In **2019**, started all 11 games for Houston during its run to the Western Conference Semifinals, averaging 9.7 points, 10.3 rebounds, 1.5 assists and 1.1 blocks in 30.1 minutes per game while shooting .561 FG% and .429 FT% • Recorded six double-doubles • In **2018**, started all 17 games for Houston during its run to the Western Conference Finals, averaging 12.7 points, 11.6 rebounds, 1.3 assists and 2.12 blocks in 30.6 minutes per game while shooting .660 FG% and .473 FT% • Scored 20+ points four times and recorded seven double-doubles • First player to have averaged at least 12.0 ppg, 11.0 rpg and 2.00 bpg in fewer than 31.0 mpg in a single postseason • In **2017**, started all 11 games for Houston during its run to the Western Conference Semifinals, averaging 10.5 points, 8.7 rebounds, 1.1 assists and 2.55 blocks in 26.0 minutes per game • Became first player in NBA playoff history to average at least 10.0 ppg, 8.0 rpg and 2.50 bpg in 26.0 or fewer mpg in a single postseason • Grabbed 10+ rebounds five times and recorded three double-doubles • Scored 20 points in Game 1 of the Western Conference Semifinals vs. San Antonio • In **2016**, appeared in all five games of the First Round series vs. Golden State, averaging 1.6 points and 4.0 rebounds in 8.6 minutes per game while shooting .333 FG% and .400 FT% • In 2015, appeared in all 17 games for Houston during its run to the Western Conference Finals, averaging 3.4 points and 2.5 rebounds in 7.5 minutes per game while shooting .667 FG% and .517 FT%.

INTERNATIONAL CAREER: In 2013-14, played for Elan Chalou of the French League • In 30 league games, averaged 9.9 points, 7.3 rebounds and 1.7 blocks • In 10 Eurocup games, averaged 11.2 points, 6.5 rebounds and 1.1 blocks • In 2012-13, played for Elan Chalou of the French League • In 14 league games, averaged 3.2 points and 2.9 rebounds • In seven Euroleague games, averaged 2.3 points and 3.0 rebounds • Also played for Elan Chalou's under-21 team.

PERSONAL INFO: Born in Geneva, Switzerland and has played for the Swiss National Team • Parents are from Angola and the Congo • Played soccer growing up and still enjoys watching it and playing FIFA • Favorite movies are He Got Game, Straight Outta Compton and Dope • On Twitter @CapelaClint and Instagram @ccapela15.

CAREER STATS

NBA REGULAR SEASON

YEAR, TEAM	GP	MIN	FGM	FGA	PCT.	FTM	FTA	PCT.	REBOUNDS			AST	PF	DD	STL	BLK	PTS	AVG
									OFF	DEF	TOT							
14-15, HOU	12	190	14	29	.483	4	23	.174	10	26	36	2	14	0	1	9	32	2.7
15-16, HOU	77	1471	231	397	.582	80	211	.379	194	300	494	47	190	3	59	92	542	7.0
16-17, HOU	65	1551	362	563	.643	94	177	.531	178	348	526	63	179	1	34	79	818	12.6
17-18, HOU	74	2034	441	676	.652	144	257	.560	241	561	802	68	185	1	58	137	1026	13.9
18-19, HOU	67	2249	474	732	.648	166	261	.636	298	550	848	96	168	1	44	102	1114	16.6
19-20, HOU	39	1279	244	388	.629	55	104	.529	168	369	537	48	102	0	33	72	543	13.9
20-21, ATL	63	1898	413	695	.594	130	227	.573	297	606	903	49	145	0	44	129	956	15.2
21-22, ATL	74	2042	370	604	.613	80	169	.473	279	598	877	92	166	0	55	93	820	11.1
8 YR. TOT	471	12614	2549	4084	.624	753	1429	.527	1665	3358	5023	465	1059	6	328	713	5851	12.4

THREE-POINT FIELD GOALS IN 15-16: 0-1 (.000)
 THREE-POINT FIELD GOALS IN 17-18: 0-1 (.000)

THREE-POINT FIELD GOALS IN 21-22: 0-1 (.000)
 CAREER THREE-POINT FIELD GOALS: 0-3 (.000)

NBA PLAYOFFS

YEAR, TEAM	GP	MIN	FGM	FGA	PCT.	FTM	FTA	PCT.	REBOUNDS			AST	PF	DD	STL	BLK	PTS	AVG
									OFF	DEF	TOT							
14-15, HOU	17	127	21	31	.677	15	29	.517	13	29	42	5	19	0	3	9	57	3.4
15-16, HOU	5	43	3	9	.333	2	5	.400	8	12	20	2	5	0	3	2	8	1.6
16-17, HOU	11	286	46	82	.561	24	39	.615	26	70	96	12	28	0	8	28	116	10.5
17-18, HOU	17	520	95	144	.660	26	55	.473	61	136	197	22	38	0	14	36	216	12.7
18-19, HOU	11	331	46	82	.561	15	35	.429	41	72	113	16	26	1	3	12	107	9.7
20-21, ATL	18	569	82	136	.603	17	39	.436	61	140	201	17	46	0	12	19	181	10.1
21-22, ATL	2	40	2	6	.333	0	0	---	4	11	15	0	2	0	1	1	4	2.0
6 YR. TOT	81	1916	295	490	.602	99	202	.490	214	470	684	74	164	1	44	107	689	8.5

THREE-POINT FIELD GOALS IN 16-17: 0-1 (.000)

PLAYOFF THREE-POINT FIELD GOALS: 0-1 (.000)

John Collins

HEIGHT: 6-9
WEIGHT: 235
COLLEGE: Wake Forest
HIGH SCHOOL: Cardinal Newman, West Palm Beach, Florida
BIRTHPLACE: Layton, Utah
BIRTHDATE: September 23, 1997

NBA EXPERIENCE: 5 years
CURRENT NBA SEASON: 6th

AGE: 25

FWD/CTR

20



HOW JOHN JOINED THE HAWKS: Selected by the Hawks in the first round (19th overall) of the 2017 NBA Draft as an early-entry candidate • Signed to a contract by Atlanta on July 1, 2017 • Re-signed with the Hawks on August 6, 2021.

LAST SEASON (2021-22): Appeared in 54 games (53 starts) during the 2021-22 campaign, tallying 16.2 ppg, 7.8 rpg, 1.8 apg and 1.0 bpg in 30.3 mpg (.538 FG%, .364 3FG%, .793 FT%) • Put in 10+ points 43 times, including 19 outings of 20-or-more points • Grabbed 10-or-more rebounds 17 times • Recorded a team-high nine games of 20-or-more points and 10-or-more rebounds • Led or tied the Hawks in points nine times, rebounds 10 times, assists twice, steals eight times and blocks 10 times • Ranked 17th in the NBA in FG% (.526) • Recorded a first half double-double of 12 points and 10 rebounds at Dallas on 2/6, marking the fifth first half double-double of his career • Notched a 31-point, 12-rebound outing against Charlotte on 12/5, becoming the only Hawk during the 2021-22 season to tally a double-double of at least 30 points and 10 rebounds • Against Oklahoma City on 11/22, registered 11 points, six rebounds, five assists, five blocks and one steal in 35 minutes ... Became the eighth Hawk in franchise history to record 10+ points, 5+ rebounds, 5+ assists and 5+ blocks in a single game • Connected on a career-high 11 FTM on 11/15 against Orlando ... Finished the game 11-14 from the line (.786 FT%) • On 10/25 against Detroit, reached the 4,000-point mark for his career in his 242nd career game • Missed the final 16 games of the regular season and 23 of the final 27 contests due to injuries (right ring finger sprain, right foot strain) • **SEASON HIGHS:** 31 pts v/CHA (12/5), 18 rebs @DAL (2/6), 6 assts v/WAS (11/1), 3 stls v/LAL (1/30), 5 blks v/OKC (11/22), 14 FGM @WAS (10/28), 3 3FGM (9x), 11 FTM v/ORL (11/15), 41 mins v/ORL (11/22).

PROFESSIONAL CAREER: Through 293 games (242 starts) across five seasons with the Hawks, holds averages of 16.5 ppg, 8.3 rpg, 1.6 apg and 1.0 bpg in 29.0 mpg (.559 FG%, .376 3FG%, .779 FT%) • In **2020-21**, appeared in 63 games (all starts) and averaged 17.6 ppg, 7.4 rpg and 1.0 bpg in 29.3 mpg (.556 FG%, .399 3FG%, career-best .833 FT%) • Ranked 18th in FG%, t24th in rpg and t25th in bpg • Scored in double figures 56 times, including 21 games with 20+ points and seven 30+ point contests • Recorded 16 double-doubles, including nine contests with 20+ points and 10+ rebounds and five with 30+ points and 10+ boards • Made a career-high six 3FGs on 1/24 @MIL, totaling 30 points in 37 minutes • Recorded a career-best 16 FGM on 2/3 v/DAL, en route to 35 points and 12 boards in 40 minutes • Pulled down a season-high 16 boards on 3/20 @LAL, adding 27 points (11-15 FGs), three steals and three blocks in 32 minutes • On 3/26 @GSW, scored a career-high 38 points (14-19 FGs, 4-5 3FGs, 6-7 FTs), adding 12 boards and a steal in 34 minutes • Tied his career-high with four steals on 5/1 v/Chi, adding 13 points, 10 boards and a block in 31 minutes • In **2019-20**, appeared in 41 games (all starts) and averaged career-highs of 21.6 ppg, 10.1 rpg and 1.6 bpg in 33.2 mpg (.583 FG%, .401 3FG%, .800 FT%) • Ranked 8th in FG% • Scored in double figures 38 times, including 24 games with 20+ points and seven 30+ point contests • Recorded 22 double-doubles, including 15 contests with 20+ points and 10+ rebounds • Led team in total rebounds (416) and total blocks (66) • In January, was the only NBA player to average at least 19.0 points (19.4) on .550-or-better FG% (.572) and knock down at least 15 3FGM (15) • In February, posted 25.6 ppg and 10.4 rpg, shooting .636 FG%, .535 3FG% and .800 FT% in 13 contests, becoming the first player in NBA history to average at least 25.0 ppg and 10.0 rpg, while making .600 FG%, .500 3FG% and .800 FT% for a month (minimum two games played) • Made at least five FGs and shot at least .500 FG% in 22 consecutive games from Jan. 14-Feb. 29, the longest streak in franchise history • Recorded three games (all wins) with at least 30 points and at least 16 boards • Missed 25 games due to suspension for violating the NBA's Anti-Drug Program • In **2018-19**, led Hawks in ppg and rpg, averaging 19.5 ppg, 9.8 rpg and 2.0 apg in 30.0 mpg (.560 FG%, .348 3FG%, .763 FT%) in 61 games (59 starts) • Ranked 15th in rpg, 16th in FG% & 33rd in ppg • One of only seven NBA players to play at least 60 games and post at least 19.5 ppg and 9.8 rpg • Became the first sophomore in NBA history to compile 19.5 ppg and 9.8 rpg in 30 mpg or less • Scored in double figures 57 times (33 games with 20+ points; six 30+ point contests) • At All-Star Weekend, participated in MTN DEW ICE Rising Stars and AT&T Slam Dunk • Recorded 20 points, a career-high 25 rebounds and a career-high-tying six assists on 4/10 v/IND • Registered 33 points (13-20 FGs, 7-9 FTs), a then-career-high 19 boards and a block on 3/9 vs. Brooklyn • Totaled a career-high-tying 35 points (13-20 FGs, 2-4 3FGs, 7-11 FTs), and 16 boards (10 offensive) on 2/2 at Phoenix • In **2017-18**, named to NBA All-Rookie Second Team after averaging 10.5 ppg, 7.3 rpg, 1.3 apg and 1.1 bpg in 24.1 mpg (.576 FG%, .340 3FG%, .715 FT%) in 74 contests (26 starts) • Ranked seventh in the NBA in FG%, 10th in Eff. FG% (.591), t25th in bpg and 33rd in rpg • Led NBA rookies in offensive rebounds (176), ranked second in FG% and bpg, third in rpg, fifth in double-doubles (11) and 11th in ppg • Scored in double-figures 40 times (including two 20-point outings) and had 17 double-digit rebounding nights • Averaged 11.2 ppg, 7.9 rpg and 2.0 apg (.580 FG%, .333 3FG%, .689 FT%) as a starter • Started for the first time in his career v/LAC (11/22), ending the game with 14 points, 10 rebounds, four steals and three assists in 38 minutes (7-9 FGs) • Made his NBA debut @Dal (10/18), finishing with 14 points, five rebounds, two steals and one assist in 22 minutes (6-10 FGs, 2-3 FTs) • Started and saw 23 minutes of action in the 2018 Mtn Dew Kickstart Rising Stars game (2/16) during All-Star Weekend tallying 11 points, three rebounds, two steals and one block (5-8 FGs, 1-2 FTs) • Missed six games (12/2-12/12) due to a left AC joint sprain and missed two games (3/20-3/22) due to a left ankle sprain.

CAREER HIGHS

Points	FGM	FGA	3FGM	3FGA	FTM	FTA	Rebounds	Assists	Steals	Blocks	Minutes
38	16	26	6	9	11	15	25	5	4	5	50
3/6/21	2/3/21	12/28/19	1/24/21	Two Times	11/15/21	11/15/21	4/10/19	Five Times	Two Times	Two Times	2/9/20
@GSW	v/DAL	@CHI	@MIL		v/ORL	v/ORL	v/IND				v/NYK

PLAY-IN CAREER: Missed both of Atlanta's 2022 Play-In Tournament victories due to injuries.

PLAYOFF CAREER: Has appeared in 23 postseason games (22 starts) across two playoff runs, tallying 12.9 ppg, 7.8 rpg and 1.0 apg in 30.3 mpg (.538 FG%, .358 3FG%, .761 FT%) • In **2022**, saw action in five games (four starts), tallying 9.4 ppg, 4.6 rpg and 1.2 apg in 24.3 mpg (.487 FG%, .364 3FG%, .500 FT%) • In **2021**, appeared in 18 postseason games (all starts), averaging 13.9 points and 8.7 rebounds in 32.0 minutes (.549 FG%, .357 3FG%, .833 FT%) • Recorded 14 games with 10-or-more points, including four games with at least 20 points • Posted five double-doubles • His .549 FG% ranked 4th in the NBA among players with at least 10 FGM • During the final 12 games of the postseason, averaged 14.0 points and 10.3 rebounds per contest.

COLLEGIATE CAREER: A two-year letterman at Wake Forest with career averages of 13.4 ppg, 7.0 rpg and 1.2 bpg in 20.7 mpg (.601 FG%, .729 FT%) in 64 games (34 starts) • As a sophomore in 2016-17, averaged 19.2 ppg, 9.8 rpg and 1.6 bpg in 26.6 mpg (.622 FG%, .745 FT%) in 33 games (all starts) on his way to garnering All-ACC First Team and ACC Most Improved Player honors, as well as Second Team All-America recognition by the Basketball Times • Also named to the USBWA and NABC All-District Teams • Led the conference in FG% and 20-point/10-rebound games (10), while ranking second in rebounding and third in scoring in helping the Demon Deacons to the NCAA Tournament for the first time since 2010 • Had a streak of 12 consecutive 20-point games, the longest by a Demon Deacon in four decades, while also becoming the first player with 600 points and 300 rebounds in a season since Tim Duncan in 1996-97 • Became the school's 15th All-American (first since 2009-10) and the program's first first-team All-ACC selection since 2004-05 • Saw action in all 31 games (one starting assignment) as a freshman in 2015-16 • Averaged 7.3 points and 3.9 rebounds in 14.4 minutes (.547 FG% - tops on the team, .691 FT%).

PERSONAL INFO: Full name is John Martin Collins III • Nickname is "JC" • Son of Lyria Rissing-Collins, who is retired from the U.S. Air Force • Born September 23, 1997 in Layton, Utah • Member of 2019 USA Basketball Men's Select Team • Participated in the NBA Africa Game as part of Team World in August, 2018 • A 2015 graduate and three-year letterman at Cardinal Newman High School in West Palm Beach, FL, where he was named 2014-15 Florida Class 4A Player of the Year, as well as Player of the Year by the Palm Beach Post, the Sun Sentinel and the Gatorade (Palm Beach) • Averaged 20.3 ppg and 10.2 rpg during his senior season • On Twitter @jcollins20_ and Instagram @jcollins20_.

CAREER STATS

NBA REGULAR SEASON

YEAR, TEAM	GP	MINS	FGM	FGA	PCT.	FTM	FTA	PCT.	REBOUNDS			AST	PF	DO	STL	BLK	PTS	AVG
									OFF	DEF	TOT							
17-18, ATL	74	1785	314	545	.576	133	186	.715	176	365	541	98	215	4	47	80	777	10.5
18-19, ATL	61	1829	465	831	.560	203	266	.763	219	376	595	121	199	3	22	39	1188	19.5
19-20, ATL	41	1362	353	605	.583	120	150	.800	116	300	416	60	138	3	31	66	885	21.6
20-21, ATL	63	1848	429	771	.556	170	204	.833	118	349	467	78	193	0	34	63	3961	16.6
21-22, ATL	54	1663	339	644	.526	134	169	.793	93	329	422	98	164	2	33	56	876	16.2
5 YR. TOT	293	8487	1900	3396	.559	760	975	.779	722	1719	2441	455	909	12	167	304	4837	16.5

THREE-POINT FIELD GOALS IN 17-18: 16-47 (340)

THREE-POINT FIELD GOALS IN 18-19: 55-158 (348)

THREE-POINT FIELD GOALS IN 19-20: 59-147 (401)

THREE-POINT FIELD GOALS IN 20-21: 83-208 (399)

THREE-POINT FIELD GOALS IN 21-22: 64-176 (364)

CAREER THREE-POINT FIELD GOALS: 277-736 (376)

NBA PLAYOFFS

YEAR, TEAM	GP	MINS	FGM	FGA	PCT.	FTM	FTA	PCT.	REBOUNDS			AST	PF	DO	STL	BLK	PTS	AVG
									OFF	DEF	TOT							
20-21, ATL	18	576	100	182	.549	30	36	.833	36	121	157	16	59	1	8	11	250	13.9
21-22, ATL	5	122	19	39	.487	5	10	.500	2	21	23	6	12	0	2	1	47	9.4
2 YR. TOT	23	698	119	221	.538	35	46	.761	38	142	180	22	71	1	10	12	297	12.9

THREE-POINT FIELD GOALS IN 20-21: 20-56 (357)

PLAYOFF THREE-POINT FIELD GOALS: 24-67 (358)

THREE-POINT FIELD GOALS IN 21-22: 4-11 (364)

ATLANTA HAWKS

Jarrett Culver

HEIGHT: 6-6
WEIGHT: 195
COLLEGE: Texas Tech
HIGH SCHOOL: Coronado High School, Lubbock, Texas
BIRTHPLACE: Lubbock, Texas
BIRTHDATE: February 20, 1999

NBA EXPERIENCE: 3 years
CURRENT NBA SEASON: 4th
Texas Tech
Coronado High School, Lubbock, Texas
Lubbock, Texas
February 20, 1999

AGE: 23

GUARD
7



HOW JARRETT JOINED THE HAWKS: Signed to a two-way contract by the Atlanta Hawks on September 12, 2022 • Drafted by the Phoenix Suns with the No. 6 overall pick in the 2019 NBA Draft • Draft rights traded to Minnesota on July 6, 2019 • Signed a multi-year contract with the Timberwolves on July 8, 2019 • Traded by Minnesota to Memphis on August 25, 2021.

LAST SEASON (2021-22): Appeared in 37 games with the Memphis Grizzlies, tallying 3.5 points and 1.3 rebounds in 9.1 minutes of play • Netted 10-or-more points three times, including a season-best 14 points against Boston on 4/10 • Dished out at least two assists eight times • Recorded a season-high six assists in a win against Oklahoma City on 12/2, marking just the third time in his career he tallied at least six dimes in a single game • Appeared in four games (all starts) with the Memphis Hustle of the NBA G League, notching 18.5 points, 6.8 rebounds, 1.8 assists, 1.3 steals and 1.3 blocks in 33.1 minutes • **SEASON HIGHS:** 14 pts v/ BOS (4/10), 5 rebs @CLE (1/4), 6 assts v/OKC (12/2), 3 stls @BKN (1/3), 1 blk (5x), 5 FGM (3x), 2 3FGM (3x), 2 FTM (6x), 32 mins v/BOS (4/10).

PROFESSIONAL CAREER: Has appeared in 134 games (42 starts) across three seasons with Minnesota and Memphis, averaging 6.6 points, 2.7 rebounds and 1.2 assists in 17.5 minutes • During the **2020-21** season, saw action in 34 games (seven starts), tallying 5.3 points and 3.1 rebounds in 14.7 minutes (.411 FG%) • Scored in double figures six times, including a season-high 20-point outing against Denver on 1/3 • Notched a 10-point, 10-rebound double-double in a win over Detroit on 12/23 • Missed 30 games due to injury, including 16 games with a left ankle sprain, five games with a left great toe strain and the final nine games of the season after undergoing right ankle surgery • In his rookie season, **2019-20**, appeared in a career-high 63 games, making a career-high 35 starts, averaging a career-best 9.2 points and 3.4 rebounds, while dishing out a career-high tying 1.7 assists in 23.9 minutes of action • Netted at least 10 points 32 times, including 20-or-more points four times • Tallied a career-high seven assists on 11/6 at Memphis • Posted 24 points on 1/7 at Memphis • Poured in a career-best 26 points on 1/18 against Toronto • Missed one game due to illness.

PLAYOFF CAREER: Appeared in three games during Memphis' **2022** postseason run, averaging 2.3 points and 2.3 rebounds in 7.4 minutes • In his first career playoff contest (4/19), finished with two points, three rebounds, one assist and two steals in 4:40 minutes of action ... Became just the second player since steals became an official stat (1973-74) to swipe at least two steals in less than five minutes of action in his first playoff appearance, per Elias Sports.

COLLEGIATE CAREER: Spent two seasons suiting up for the Texas Tech Red Raiders, appearing in 75 games (58 starts), averaging 14.9 ppg, 5.6 rpg, 2.8 apg and 1.3 spg in 29.5 mpg (.459 FG%, .341 3FG%, .687 FT%) • Poured in 1,119 total points in his two-year career, becoming the first Red Raider in program history to reach the 1,000-point marker as a freshman-sophomore • Appeared, and started in, all 38 games during the 2018-19 season, notching 18.5 points, 6.4 rebounds, 3.7 assists and 1.5 steals in 32.5 minutes of play (.461 FG%, .304 3FG%, .707 FT%) • Entering the 2019 NCAA Tournament as a No. 3 seed, led Texas Tech to its first Final Four and NCAA Championship Game in school history • Fell to No. 1 Virginia, 85-77, in championship match • Named Big 12 Player of the Year, as well as a member of the AP All-America Second Team, NABC All-America Third Team, Sporting News All-America Second Team and USBWA All-America Second Team • Awarded NCAA West Region Most Outstanding Player ... Was also a finalist for the John R. Wooden Award and Jerry West Award • As a freshman in 2017-18, saw action in 37 games (20 starts), averaging 11.2 points, 4.8 rebounds, 1.8 assists and 1.1 steals in 26.4 minutes (.455 FG%, .382 3FG%, .648 FT%) • Guided Texas Tech to its first-ever NCAA Elite Eight appearance • Named to the 2018 All-Big 12 Academic Rookie Team.

PERSONAL INFO: Son of Regina and Hiawatha Culver Jr. • Has two brothers, J.J. and Trey • Played high school hoops at Coronado High School in Lubbock, Texas, where he averaged 30.0 points as a senior • Named Lone Star Varsity Player of the Year by Lubbock Avalanche-Journal as a junior and senior • Coming out of high school, was rated as a three-star prospect by ESPN.com, Rivals.



CAREER STATS

NBA REGULAR SEASON

YEAR	TEAM	GP	MINS	FGM	FGA	PCT.	FTM	FTA	PCT.	REBOUNDS					PTS	AVG			
										OFF	DEF	TOT	AST	PF			DO	STL	BLK
19-20	MIN	63	1506	230	569	.404	54	117	.462	70	142	212	110	125	0	57	38	580	9.2
20-21	MIN	34	499	69	168	.411	29	48	.604	34	70	104	24	58	0	17	9	180	5.3
21-22	MEM	37	338	51	135	.378	16	34	.471	13	35	48	33	42	0	20	5	130	3.5
3 YR	TOT	134	2343	350	872	.401	99	199	.497	117	247	364	167	225	0	94	52	860	6.6

THREE-POINT FIELD GOALS IN 19-20: 66-221 (.299)

THREE-POINT FIELD GOALS IN 20-21: 13-53 (.245)

THREE-POINT FIELD GOALS IN 21-22: 12-47 (.255)

CAREER THREE-POINT FIELD GOALS: 91-321 (.283)

NBA PLAYOFFS

YEAR	TEAM	GP	MINS	FGM	FGA	PCT.	FTM	FTA	PCT.	REBOUNDS					PTS	AVG			
										OFF	DEF	TOT	AST	PF			DO	STL	BLK
21-22	MEM	3	22	3	10	.300	1	2	.500	2	5	7	1	4	0	2	0	7	2.3

PLAYOFF THREE-POINT FIELD GOALS: 0-2 (.000)

CAREER HIGHS

Points	FGM	FGA	3FGM	3FGA	FTM	FTA	Rebounds	Assists	Steals	Blocks	Minutes
26	8	21	4	10	6	9	10	7	4	3	38
1/18/20	Six Times	12/30/19	Two Times	1/18/20	Two Times	11/6/19	Two Times	11/6/19	1/5/20	Two Times	12/30/19
v/TOR		v/BKN		v/TOR			@MEM	@CLE			v/BKN

ATLANTA HAWKS

Trent Forrest

HEIGHT: 6-4
 WEIGHT: 210
 COLLEGE: Florida State
 HIGH SCHOOL: Chipley High School, Chipley, Florida
 BIRTHPLACE: Chipley, Florida
 BIRTHDATE: June 12, 1998
 NBA EXPERIENCE: 2 years
 CURRENT NBA SEASON: 3rd
 AGE: 24

GUARD
2



HOW TRENT JOINED THE HAWKS: Signed to a two-way contract by the Atlanta Hawks on August 8, 2022 • Signed to a standard NBA contract by the Jazz on April 10, 2022 • Undrafted in the 2020 NBA Draft, signed a two-way contract with the Utah Jazz on November 19, 2020, and then again on August 10, 2021.

LAST SEASON (2021-22): Appeared in 60 games (six starts), tallying 3.3 ppg, 1.7 rpg and 1.8 apg in 12.8 mpg (.490 FG%, .792 FT%) • In his six starts, notched 9.2 ppg, 3.2 rpg and 4.8 apg in 28.4 mpg (.611 FG%, .429 3FG%, .889 FT%) • The Jazz registered a 4-2 record when inserting Forrest into the starting lineup • Scored 10-or-more points four times • In a win against the Denver Nuggets on 2/2, poured in a career-high 18 points on 6-7 shooting from the floor, in addition to two rebounds, a career-high tying eight assists and one steal in 39 minutes • Dished out a career high eight assists twice (1/17, 2/2) • Swiped two-or-more steals in eight games, including a career-high four steals on 1/23 at Golden State in 19 minutes • Hauled in a career-high tying six rebounds at Phoenix on 1/24, while notching 17 points on 8-12 shooting from the floor, two assists and one steal in 36 minutes of play • **SEASON HIGHS:** 18 pts v/DEN (2/2), 6 rebs @PHX (1/24), 8 assts (2x), 4 sts @GSW (1/23), 2 blks @BKN (3/21), 8 FGM @ PHX (1/24), 1 3FGM (5x), 5 FTM (2x), 39 mins v/DEN (2/2).

PROFESSIONAL CAREER: Has appeared in 90 games (six starts) across two NBA seasons, averaging 3.1 ppg, 1.6 rpg and 1.7 apg in 11.9 mpg (.478 FG%, .851 FT%) • In **2020-21**, saw action in 30 games, tallying 2.9 ppg, 1.5 rpg and 1.5 apg in 10.1 mpg (.451 FG%, 1.000 FT%) • Dished out at least three assists eight times, including a career-high six dimes twice • Hauled in a career-best six rebounds on two occasions • In his final 10 games of the 2020-21 regular season, tallied 6.1 ppg on .447 FG%, 3.4 rpg and 1.9 apg in 17.1 mpg.

PLAYOFF HISTORY: Has seen action in four postseason games, all in the 2021 playoffs with the Utah Jazz • Made his first post-season appearance in a win over Memphis on 6/2 • Scored four points at LAC on 6/12 connecting on both of his field goal attempts.

COLLEGIATE CAREER: Spent four years at Florida State owning career averages of 8.3 points, 4.1 boards, 3.3 assists and 1.6 steals in 137 games (69 starts) • Left as the all-time winningest player in Florida State men's basketball history, registering 104 wins as a Seminole • In 2019-20, appeared in 31 games (all starts) with averages of 11.6 points on .459 percent from the field, 4.4 rebounds, 4.0 assists and 1.9 steals in 30.8 minutes per contest • A 2019-20 All-ACC Second Team selection • Named to the 2019-20 All-ACC Defensive Team • Logged 22 games in double-figure scoring • Posted one double-double • Helped Florida State to a 2019-20 ACC Championship • During the 2018-19 season, averaged 9.3 points, 4.5 rebounds, 3.7 assists and 1.9 steals in 37 games (36 starts) • In 2017-18, averaged 7.9 points 4.9 rebounds, 4.1 assists and 1.6 steals in 25.6 minutes per contest as a sophomore • In 2016-17, played in 35 games as a true freshman, averaging 4.9 points, 2.7 boards, 1.6 assists and 1.2 steals in 15.4 minutes per game.

PERSONAL INFO: Son of Barbara Lee and Lester Forrest • Both of his parents played basketball at Chipola Junior College • Graduated from Chipley High School with a 4.3 grade point average • His uncle, Amp Lee, played in the NFL for the San Francisco 49ers (1992-93), Minnesota Vikings (1994-96), St. Louis Rams (1997-99) and Philadelphia Eagles (2000) • On Twitter @TForrest_11 and Instagram @trentforrest.



CAREER STATS

NBA REGULAR SEASON

YEAR, TEAM	GP	MINS	FGM	FGA	PCT.	FTM	FTA	PCT.	REBOUNDS							PTS	AVG	
									OFF	DEF	TOT	AST	PF	DQ	STL			BLK
20-21, UTA	30	302	32	71	.451	19	19	1.000	11	33	44	45	22	0	9	4	88	2.9
21-22, UTA	60	765	76	155	.490	38	48	.792	23	76	99	106	43	0	30	6	195	3.3
2 YR. TOT	90	1067	108	226	.478	57	67	.851	34	109	143	151	65	0	39	10	283	3.1

THREE-POINT FIELD GOALS IN 20-21:

5-26 (.192)

PLAYOFF THREE-POINT FIELD GOALS: 10-53 (.189)

THREE-POINT FIELD GOALS IN 21-22:

5-27 (.185)

NBA PLAYOFFS

YEAR, TEAM	GP	MINS	FGM	FGA	PCT.	FTM	FTA	PCT.	REBOUNDS							PTS	AVG	
									OFF	DEF	TOT	AST	PF	DQ	STL			BLK
20-21, UTA	4	10	2	4	.500	0	0	---	0	0	0	0	0	0	0	0	4	1.0

CAREER HIGHS

Points	FGM	FGA	3FGM	3FGA	FTM	FTA	Rebounds	Assists	Steals	Blocks	Minutes
18	8	12	1	4	6	6	6	8	4	2	39
2/2/22	1/24/22	1/24/22	Ten	5/12/21	5/8/21	5/8/21	Three Times	Two Times	1/23/22	3/21/22	2/2/22
v/DEN	@PHO	@PHO	Times	v/POR	v/HOU	v/HOU	Times	Times	@GSW	@BKN	v/DEN

ATLANTA HAWKS

AJ Griffin

HEIGHT: 6-6
 WEIGHT: 222
 COLLEGE: Duke
 HIGH SCHOOL: Archbishop Stepinac, White Plains, New York
 BIRTHPLACE: Dallas, Texas
 BIRTHDATE: August 25, 2003
 NBA EXPERIENCE: Rookie
 CURRENT NBA SEASON: 1st
 Duke
 Archbishop Stepinac, White Plains, New York
 Dallas, Texas
 August 25, 2003
 AGE: 19

FORWARD
14



HOW AJ JOINED THE HAWKS: Selected by the Hawks in the first round (16th overall) in the 2022 NBA Draft • Signed to a contract by Atlanta on July 3, 2022.

COLLEGIATE CAREER: Saw action in 39 games (25 starts) in his sole season at Duke, averaging 10.4 ppg, 3.9 rpg and 1.0 apg in 24.0 mpg, helping lead the Blue Devils to their 20th ACC regular season title in program history, a No. 2 seed in the NCAA Tournament and the team's 17th Final Four appearance (.493 FG%, .447 3FG%, .792 FT) • During the 2021-22 season, he scored 10-or-more points in 23 games, including five games of 20+ points • Earned a spot on the ACC All-Freshman Team and an Honorable Mention All-ACC • Named to the preseason watch list for Julius Erving Small Forward of the Year Award • His .447 clip from three-point land ranked fifth in Duke history and second by a Duke freshman • Poured in a career-high 27 points on 11-17 shooting from the floor, including a 3-6 mark from deep, in an 87-67 win over rival North Carolina on 2/5 ... His 27 points tied the fourth-most points by a Blue Devil in their first Duke-UNC game • Connected on a perfect 5-5 (1.000) from three-point territory against Louisville on 1/29, marking the highest 3FG% by a Duke freshman on a minimum five attempts • Shot a career-best 6-10 (.600 3FG%) from deep and 7-11 (.636 FG%) for 20 points at Syracuse on 2/26 • Poured in a team-high 18 points on 7-9 (.778 FG%) shooting from the field against Arkansas in the Elite Eight on 3/26.

PERSONAL INFO: Full name is Adrian Darnell Griffin Jr. • Son of Audrey and Adrian Griffin Sr. • Griffin Sr. played 10 seasons in the NBA and is currently an assistant coach with the Toronto Raptors • A five-star small forward out of Archbishop Stepinac in White Plains, NY, ranking as the No. 9 overall player in ESPN 100's rankings for the class of 2021 • Also ranked No. 1 in the state of New York and the No. 1 small forward in the ESPN 100 • Won a gold medal with Team USA at the 2019 FIBA Americas U16 Championship • On Twitter @whoisAG21, Instagram @adrian.griffinjr and TikTok @ajgriffin_14



CAREER STATS

COLLEGIATE CAREER

YEAR, TEAM	GP	MINS	FGM	FGA	PCT.	FTM	FTA	PCT.	REBOUNDS			AST	PF	DQ	STL	BLK	PTS	AVG
									OFF	DEF	TOT							
21-22, DUKE	39	935	146	296	.493	42	53	.792	30	123	153	38	42	0	20	22	405	10.4

CAREER THREE-POINT FIELD GOALS: 71-159 (.447)

ATLANTA HAWKS

Aaron Holiday

HEIGHT: 6-0 NBA EXPERIENCE: 4 years
 WEIGHT: 185 CURRENT NBA SEASON: 5th
 COLLEGE: UCLA
 HIGH SCHOOL: Campbell Hall School, North Hollywood, California
 BIRTHPLACE: Ruston, Louisiana
 BIRTHDATE: September 30, 1996 AGE: 26

GUARD
 3



HOW AARON JOINED THE HAWKS: Signed by the Hawks as a free agent on July 6, 2022 • Selected by the Indiana Pacers with the No. 23 overall pick in the 2018 NBA Draft • Acquired by Washington on August 6, 2021 in a five-team trade • Acquired by Phoenix from Washington in exchange for cash considerations on February 10, 2022.

LAST SEASON (2021-22): Appeared in 63 total games (15 starts), averaging 6.4 ppg, 1.9 rpg and 2.4 apg in 16.2 mpg (.447 FG%, .379 3FG%, .868 FT%) • His .447 FG% marked a career-high clip from the floor • Saw action in 41 games (14 starts) for the Washington Wizards before being traded to the Phoenix Suns on 2/10 • Finished the season with Phoenix, appearing in 22 games (one start) • Scored 10-or-more points 18 times and dished out five-or-more assists on 12 occasions • In a win over the Los Angeles Lakers on 3/13, he swiped a career-high four steals, in addition to 12 points, four rebounds and five assists as a reserve • Pulled down a career-high three offensive rebounds on 1/15 against Portland • **SEASON HIGHS:** 18 pts @DEN (12/13), 6 rebs (3x), 9 asts v/POR (3/2), 4 stls v/LAL (3/13), 2 blks v/IND (10/22), 6 FGM (3x), 4 3FGM @NYK (12/23), 6 FTM (2x), 35 mins @ORL (11/13).

PROFESSIONAL CAREER: Has seen action in 245 games (56 starts) throughout his four-year career, playing with Indiana, Washington and Phoenix, averaging 7.3 ppg, 1.8 rpg and 2.4 apg in 18.2 mpg (.412 FG%, .373 3FG%, .840 FT%) • During the **2020-21** season, appeared in 66 games (eight starts) with the Indiana Pacers, tallying 7.2 ppg, 1.3 rpg and 1.9 apg in 17.8 mpg (.390 FG%, .368 3FG%, .819 FT%) • Poured in 10-or-more points 19 times, including at least 15 points on 10 occasions • The Pacers tallied a 7-3 record when Holiday netted at least 15 points • Recorded a season-high 22 points in a win over Minnesota on 4/7, shooting 6-8 from the floor, including a perfect 4-4 mark from deep and 6-6 from the charity stripe • It marked the only game of his career recording a perfect clip from deep (min. 4 3FGM) • Dished out 12 assists, to go along with 16 points, two rebounds and two steals in 28 minutes in a win at Golden State on 1/12/21, marking his fourth career point/assist double-double • Swiped a season-best three steals on four separate occasions • In **2019-20**, appeared in 66 games (33 starts), notching a career-high 9.5 ppg, in addition to 2.4 rpg and 3.4 apg in 24.5 mpg (.414 FG%, .394 3FG%, .851 FT%) • Scored 10+ points in 31 games, including three games of 20-or-more points • Poured in a career-high 25 points on 7-14 shooting from the floor, including a 4-6 mark from deep and a perfect 7-7 clip from the charity stripe, to go along with two rebounds, two assists and one steal in 33 minutes on 12/28 at New Orleans • Handed out 10-or-more helpers on three occasions • Scored 10+ points in each of those three games recording point/assist double-doubles • Indiana went 3-0 in his point/assist double-double performances • Dished out a career-high 13 dimes in a win at Brooklyn on 11/18 • Netted 24 points in the victory on 10-19 shooting from the field and 4-7 from three-point territory, in addition to six rebounds in 31 minutes • Had six multi-steal games, including two games with three thefts • Appeared in 50 games during the **2018-19** campaign, averaging 5.9 ppg, 1.3 rpg and 1.7 apg in 12.9 mpg (.401 FG%, .339 3FG%, .820 FT%) • In his sixth NBA contest, scored 12 points on 4-6 from the floor, including a 3-4 clip from the three-point line, three rebounds and two assists in 15 minutes on 11/17 against Atlanta • Beginning with that game, scored 10+ points in five straight games, averaging 13.0 ppg on .511 FG% (24-47 FG) • Scored 10-or-more points in 14 games, including a season-high 19 points on 7-10 shooting from the field and 2-4 from deep in a win over the Jazz on 11/19 • Dished out five-or-more assists four times • Handed out a season-best seven assists on 4/7 against Brooklyn • Had four games of at least two steals and one contest with three steals • Rejected at least one shot in 11 games, including two games with two blocks.

PLAY-IN CAREER: In **2021**, appeared in two Play-In contests with the Indiana Pacers, averaging 4.5 ppg, 2.0 rpg and 2.5 apg in 14.1 mpg.

PLAYOFF CAREER: Has appeared in 13 postseason games (two starts) across three playoff runs with Indiana and Phoenix, averaging 4.4 ppg and 1.5 apg in 8.1 mpg (.550 FG%, .556 3FG%, .500 FT%) • In **2022**, saw action in six games, notching 3.5 ppg and 1.5 apg in 3.3 mpg (.571 FG%, .556 3FG%) • During the 2020 playoffs, appeared in four games for Indiana, tallying playoff career highs in points (7.8), rebounds (1.3), assists (2.5), steals (1.0) and minutes (18.0) while shooting .471 FG%, .444 3FG% and .600 FT% • Scored 10+ points in back-to-back contests against the Heat, netting 12 points on 8/20 and 10 points on 8/22 • In addition to his 12 points on 8/20, also dished out five assists and recorded two steals in 21 minutes • In the **2019** playoffs, appeared in three games, averaging 1.7 ppg in 4.3 mpg (.400 FG%, .500 3FG%).

COLLEGIATE CAREER: Appeared in 101 games (65 starts) as a UCLA Bruin, averaging 14.3 ppg, 3.2 rpg, 4.7 apg and 1.3 spg in 31.7 mpg (.450 FG%, .422 3FG%, .795 FT%) • Concluded his three-year collegiate career (2015-18) ranked No. 25 on UCLA's all-time scoring list (1,443 points) ... Also ranks No. 7 in assists per game (4.72), No. 8 in career made three-pointers (180) and No. 9 in total assists (477) • During the 2017-18 season, his final year at UCLA, appeared and started in all 33 games, notching career bests in points (20.3), rebounds (3.7), assists (5.8), minutes (37.7), three-point field goal percentage (.429) and free throw percentage (.828) • Earned first-team All-Pac-12 Conference honors and was one of five players selected to the conference's All-

Defensive Team • Captured third-team All-America acclaim from Sporting News • Was a first-team NABC Division I All-District selection and captured USBWA All-District IX honors • Became UCLA's first player to lead the conference in scoring (through all games) since Reggie Miller in 1985-86 (Miller averaged 25.9 ppg) ... Also became the Bruins' first player to average at least 20 points per game in a full season since Ed O'Bannon tallied 20.4 points per game in 1994-95 • Had four games of 30-or-more points, becoming the first Bruin since Don MacLean to tally at least 30 points in at least four games in a single season (six games, 1990-91) • In 2016-17, saw action in 36 games, tallying 12.3 ppg, 2.9 rpg, 4.4 apg and 1.1 spg in 26.4 mpg (.485 FG%, .411 3FG%, .793 FT%) • Ranked fourth in the Pac-12 in assists per game (4.4), ninth in three-point field goal percentage and named the nation's Sixth Man of the Year by Bleacher Report • Was one of four players to have played in all 36 games • During his freshman season, 2015-16, appeared and started in 32 games, while averaging 10.3 ppg, 3.0 rpg, 4.0 apg and a career-best 1.4 spg in 31.7 mpg (.394 FG%, .419 3FG%, .727 FT%) • Finished his freshman season leading the team in three-point field goal percentage (.419 3FG%, 39-93 3FG), while ranking second in assists (127, 4.0) • Handed out more assists than any freshman at UCLA since older brother, Jrue Holiday, dished out 129 in 2008-09 ... Finished with the fifth-highest assist total of any freshman at UCLA • Ranked sixth in the Pac-12 in three-point field goal percentage (.419), the highest mark of any Pac-12 freshman in 2015-16 • Ranked sixth among all Pac-12 players in steals per game (1.4), eighth in assists per game (4.0) and 14th in assist-turnover ratio (1.4) • Had the highest assist-turnover ratio of any Pac-12 freshman • Was one of three Bruins to start all 32 games.

PERSONAL INFO: Full name is Aaron Shawk Holiday • Parents are Shawn and Toya Holiday • Youngest of four siblings • Two older brothers, Justin and Jrue, and one older sister, Lauren • Jrue played at UCLA in 2008-09, prior to being drafted in the first round of the NBA Draft by Philadelphia • Jrue currently plays for the Milwaukee Bucks, while older brother, Justin, is his teammate with the Hawks • Lauren spent two seasons on the UCLA women's basketball team (2012-14) • Played four years of varsity basketball at Campbell Hall High School and was ranked nationally as the No. 40 player in his high school class by Scout.com • Also ranked No. 50 by Rivals.com and No. 88 by ESPN.com • On Twitter @The_4th_Holiday and Instagram @the_4th_holiday.

CAREER STATS

NBA REGULAR SEASON

YEAR, TEAM	GP	MINS	FGM	FGA	PCT.	FTM	FTA	PCT.	REBOUNDS			AST	PF	DD	STL	BLK	PTS	AVG
									OFF	DEF	TOT							
18-19, IND	50	646	105	262	.401	41	50	.820	5	62	67	87	70	0	21	13	294	5.9
19-20, IND	66	1617	233	563	.414	74	87	.851	22	134	156	225	120	0	55	16	627	9.5
20-21, IND	66	1176	170	436	.390	68	83	.819	15	74	89	123	94	0	46	13	475	7.2
21-22, WAS-PHO	63	1021	151	338	.447	59	68	.868	24	98	122	153	92	1	42	9	400	6.3
4 YR. TOT	245	4460	659	1599	.412	242	288	.840	66	368	434	588	376	1	164	51	1796	7.3
THREE-POINT FIELD GOALS IN 18-19:						43-127	(.339)										67-182	(.368)
THREE-POINT FIELD GOALS IN 19-20:						87-221	(.394)										39-103	(.379)
CAREER THREE-POINT FIELD GOALS: 236-633 (.373)																		

NBA PLAYOFFS

YEAR, TEAM	GP	MINS	FGM	FGA	PCT.	FTM	FTA	PCT.	REBOUNDS			AST	PF	DD	STL	BLK	PTS	AVG
									OFF	DEF	TOT							
18-19, IND	3	13	2	5	.400	0	0	---	0	0	0	0	3	0	0	0	5	1.7
19-20, IND	4	72	12	21	.571	3	5	.600	1	4	5	10	10	0	4	0	31	7.8
21-22, PHO	6	20	8	14	.571	0	1	.000	3	0	3	9	1	0	3	1	21	3.5
3 YR. TOT	13	105	22	40	.550	3	6	.500	4	4	8	19	14	0	7	1	57	4.4
THREE-POINT FIELD GOALS IN 18-19:						1-2	(.500)										5-7	(.714)
THREE-POINT FIELD GOALS IN 19-20:						4-9	(.444)										10-18	(.556)
PLAYOFF THREE-POINT FIELD GOALS:																		

CAREER HIGHS

Points	FGM	FGA	3FGM	3FGA	FTM	FTA	Rebounds	Assists	Steals	Blocks	Minutes
25	10	19	6	10	9	10	7	13	4	2	37
12/28/19	11/18/19	Two	4/9/21	Two	12/15/19	12/15/19	Two	11/18/19	3/13/22	Four	8/6/20
@NOP	@BKN	Times	@ORL	Times	v/CHA	v/CHA	Times	@BKN	v/LAL	Times	@PHO

ATLANTA HAWKS

Justin Holiday

HEIGHT: 6-6 NBA EXPERIENCE: 9 years
 WEIGHT: 181 CURRENT NBA SEASON: 10th
 COLLEGE: Washington
 HIGH SCHOOL: Campbell Hall School, North Hollywood, California
 BIRTHPLACE: Chatsworth, California
 BIRTHDATE: April 5, 1989 AGE: 33

GUARD
 8



HOW JUSTIN JOINED THE HAWKS: Acquired by the Hawks on July 6, 2022 from the Sacramento Kings, along with Maurice Harkless and a conditional first round pick, in exchange for Kevin Huerter • Acquired by the Sacramento Kings on February 8, 2022 from the Indiana Pacers • Signed a multi-year contract with the Pacers on November 22, 2020 • On July 31, 2019, signed a contract with the Indiana Pacers • Acquired by the Memphis Grizzlies from the Chicago Bulls on January 3, 2019 • Signed a multi-year contract with the Chicago Bulls on July 10, 2017 • Acquired by the New York Knicks on June 22, 2016 from the Chicago Bulls • Acquired by the Chicago Bulls on February 18, 2016 • Signed a multi-year contract with the Atlanta Hawks on July 9, 2015 • Signed a contract with the Golden State Warriors on September 8, 2014 • Signed a multi-year contract with the Philadelphia 76ers on April 1, 2013 • Went undrafted in the 2011 NBA Draft.

LAST SEASON (2021-22): Appeared in 74 total games (65 starts) during the 2021-22 season, tallying 10.1 ppg, 2.6 rpg and 1.7 apg in 27.8 mpg • Put in 10-or-more points on 37 occasions, including 20+ points four times • Connected on multiple three-pointers in 11 of his 16 games in January, shooting .410 from long distance over that span (.48-117 3FG) • Hit a season-high seven triples (7-14) against Phoenix on 1/14, recording 25 points, two rebounds, four assists, two steals and three blocks in 37 minutes ... It was the only time in his career he's recorded at least 25 points, two rebounds, four assists, two steals and three blocks, while connecting on at least seven triples, in a single game • Poured in a season-high 27 points on 9-11 shooting from the field, including a 6-8 mark from three-point territory in a win over the Philadelphia 76ers on 11/13 ... His .818 FG% in the win marked a career-high clip from the floor (min. 10 FGA) • **SEASON HIGHS:** 27 pts v/PHI (11/13), 7 rebs @CHA (10/20), 6 asts v/LAC (1/31), 3 stls (2x), 3 blks (2x), 9 FGM (2x), 7 3FGM v/PHX (1/14), 6 FTM @BOS (1/10), 40 mins v/BOS (3/18).

PROFESSIONAL CAREER: Has seen action in 576 career games (285 starts), suiting up for Philadelphia, Golden State, Atlanta, Chicago, New York, Memphis, Indiana and Sacramento, owning averages of 8.7 ppg, 3.0 rpg and 1.5 apg in 24.6 mpg (.398 FG%, .365 3FG%, .820 FT%) • In **2020-21**, played in every game for the third straight season, made 52 starts and averaged 10.5 points, 3.6 rebounds, 1.7 assists and 1.0 steal per game • Shot .413 FG%, .382 3FG% and .788 FT% • Scored in double figures 36 times with five games with 20 or more points • Tallied a season-high 26 points - his highest total in his two seasons with the Pacers - and made a career-high eight three-pointers against the Bucks on 5/13 • Finished with nine points and season highs with nine rebounds and five assists in 45 minutes off the bench during the overtime win at New Orleans on 1/4 • He became just the third Pacers player, and the first since Al Harrington in 2003, to log at least 45 minutes off the bench in a game • In **2019-20**, was the only Pacers player to appear in all 73 regular season games during his first year in Indiana • Averaged 8.3 points, 3.3 rebounds, 1.3 assists and 1.2 steals per game (.428 FG%, .405 3FG%, .791 FT%) • Made six starts during the regular season as the Pacers posted a 5-1 record • Shot .428 from the field and set a new career high by shooting .405 from three-point range, which ranked 19th in the NBA • Made 121 three-pointers off the bench, which ranked second in Indiana Pacers history behind teammate Doug McDermott's total of 128 • Ranked 35th in the NBA with a team-high 1.2 steals per game, and led the league with a 1.98 steals-per-turnover ratio • Scored in double figures 27 times with two games of 20 or more • Scored a season-high 22 points and made 6-9 three-point attempts at Toronto on 2/5 • In **2018-19**, played in 82 games for the second time in his career, splitting his time between the Chicago Bulls and Memphis Grizzlies • Averaged 10.5 points, 3.9 rebounds, 1.8 assists and a career-high 1.5 steals over 31.8 minutes per game (.386 FG%, .348 3FG%, .896 FT%) • Began the season with the Bulls and averaged 11.6 points, 4.4 rebounds and 2.2 assists per game over 38 starts • Posted three double-doubles for Chicago, including 27 points and a career-high 13 rebounds against Miami on 11/23 • Was traded to Memphis on 1/3 in exchange for MarShon Brooks, Wayne Selden and two future second-round draft picks • Played 44 games and made 39 starts for the Grizzlies and averaged 9.5 points, 3.5 rebounds, 1.4 assists and 1.2 steals per game • Set new a new career high with 30 points as he shot 9-20 from the field, 6-11 from three-point range and 6-6 from the free throw line against the Mavericks on 4/7 • In **2017-18**, played in 72 games (all starts) and averaged 12.2 ppg, 4.0 rpg, 2.1 apg and 1.1 spg in 31.5 mpg (.371 FG%, .359 3FG%, .823 FT%) • Hit a career-high seven three-pointers en route to 25 points vs. Miami on 1/15 • Posted back-to-back 20-point games for the first time in his career on 1/3 (26) and 1/5 (23) • Made career-high eight free throws at Dallas on 1/5 • Scored 26 points and tied a career-best six 3FGM vs. Toronto on 1/3 • Tallied 20 points in first half, including five 3FGM vs. Philadelphia on 12/18 • Dished out a career-high seven assists at Milwaukee on 12/15 • Posted his second double-double of the season with 10 points and 10 rebounds at LAL on 11/21 • Scored season-high 27 points vs. Charlotte on career-high 10 FGM on 11/17 • Career-long streak of 10 games with double-digit scoring ended on 10/28 vs. OKC • Earned first-career double-double with 13 points and 10 rebounds against Atlanta on 10/26 • Missed 10 games on season • Recorded five games on Inactive List and four DNP-CDs • Also missed one game for personal reasons on 11/15 • In **2016-17**, played in all 82 games for the first time in his career (four starts) and averaged a career-high 7.7 ppg, 2.7 rpg and 1.2 apg in a career-high 20.0 mpg (.433 FG%, .355 3FG%, .825 FT%) • Led the team in scoring twice and assists twice • Scored season-high 20 points off the bench in the season finale on 4/12 vs. Philadelphia • Played a career-high 40 minutes at Toronto on 4/9 • Grabbed a career-high nine rebounds in a 4OT game at Atlanta on 1/29 • Grabbed career-high six steals on 12/15 at GSW • In **2015-16**, acquired from Atlanta on 2/18 as part of a three-team trade with Utah • Appeared in 53 games (five starts) and averaged 4.5 ppg, 1.7 rpg, 1.1 apg and 0.60 spg in 14.6 mpg (.386 FG%, .343 3FG%, .730 FT%) • In 26 games with the Hawks (one start) averaged 2.4 ppg and 1.0 rpg in 10.1 mpg • Posted shooting averages of .329 from the field, .222 from

distance and .500 from the stripe • With the Bulls, averaged 6.5 ppg, 2.3 rpg and 1.7 apg in 18.9 mpg • Shot .413 from the floor, .433 from long range and .815 from the stripe • Logged five double-digit scoring outings • Scored a career-high 29 points versus Philadelphia on 4/13 • Grabbed season-high six rebounds at Washington on 3/16 • Tied a career-high with five assists on 4/13 vs. PHI • Made first start for the Bulls vs. Miami and played 38 minutes on 3/11 • In **2014-15**, saw action in 59 games (four starts) for the Warriors and posted 4.3 ppg and 1.2 rpg in 11.1 mpg (.387 FG%, .321 3FG%, .822 FT%) • Scored in double figures eight times, including a season-high 23 points at Denver on 3/13 • Was 9-16 from the field and 5-7 on threes during that game • Recorded at least one steal 27 times and had two or more steals in nine games, including five steals at Utah on January 13 • Played one game for Santa Cruz of the NBA G League and registered 26 points, six rebounds, four assists and two blocks in 35 minutes • In **2013-14**, Signed a 10-day contract with the Philadelphia 76ers on 4/1 • Saw time in nine games for Philadelphia and averaged 4.7 ppg, 1.6 rpg and 1.7 apg in 15.8 mpg • Shot .333 from the field, .250 from three and .750 from the free-throw line • Signed with the Idaho Stampede of the NBA G League after being waived by Cleveland and Portland • Played in 47 games (42 starts) for Idaho and posted 17.3 ppg, 5.3 rpg, 2.5 apg, 2.43 spg and 1.17 bpg in 34.7 mpg • Shot .421 from the field, .412 on threes and .816 from the free-throw line • Scored 20 or more points 18 times, and 30 or more points 4 times • Finished with 38 points, six rebounds, five assists and four steals on 3/7 against Reno • Had 36 points and shot 12-14 from the line in 43 minutes on March 27 against Santa Cruz • Averaged 24.0 points and played 40.6 minutes over his final five games • Was named to the All-NBA G League Third Team and the All-Defensive Second Team.

PLAY-IN CAREER: In **2021**, appeared in two Play-In contests with the Indiana Pacers, averaging 4.5 ppg, 2.0 rpg and 2.5 apg in 14.1 mpg (.438 FG%, .300 3FG%, .500 FT%).

PLAYOFF CAREER: Has appeared in nine postseason games (two starts) with the Golden State Warriors and Indiana Pacers, averaging 3.6 ppg and 1.8 rpg in 15.8 mpg (.478 FG%, .529 3FG%, .333 FT%) • In **2020**, played all four games and made two starts in Indiana's series against Miami • Averaged 7.3 points, 3.8 rebounds, 1.5 steals and 1.3 blocks over 32.8 minutes per game • Shot .476 percent from the floor and made 8-16 three-point attempts in the series • Scored 11 points and grabbed three rebounds in 32 minutes off the bench in Game 1 on 8/18 • Finished with six points, seven rebounds, five steals and two blocks in Game 2 on 8/20 • In **2015**, saw action in five games for the Warriors • Totaled three points, one rebound and one assist over 2.2 minutes per game.

COLLEGIATE CAREER: Played 123 career games (56 starts) in four seasons at Washington • Averaged 5.3 ppg, 3.7 rpg and 1.5 apg in 19.6 mpg (.443 FG%, .343 3FG%, .738 FT%) • As a senior, averaged 10.5 ppg, 5.2 rpg, 2.1 apg, 1.17 spg and 0.75 bpg in 28.3 mpg • Was named Pac-10 Defensive Player of the Year • Scored a career-high 23 points at California on January 16, 2011 • As a junior, was named to the Pac-10 All-Defensive Team • Posted averages of 5.9 ppg, 4.5 rpg, 1.8 apg and 1.0 spg in 22.2 mpg • As a sophomore, averaged 2.1 ppg, 2.5 rpg and 1.2 apg in 15.6 mpg after averaging 0.7 ppg in 6.6 mpg as a freshman.

PERSONAL INFO: Full name is Justin Alaric Holiday • Son of Shawn and Toya Holiday • Older brother of Jrue Holiday, who currently plays for the Milwaukee Bucks, and current teammate Aaron Holiday • Younger sister Lauren played for UCLA for the women's basketball team at UCLA • Nicknamed "fireman" by his University of Washington teammates because of his ability to cool off hot-shooting opponents • Follow on Twitter @JustHolla7 and Instagram @JustHolla7.

CAREER STATS

NBA REGULAR SEASON

YEAR, TEAM	GP	MINS	FGM	FGA	PCT.	FTM	FTA	PCT.	REBOUNDS			AST	PF	DD	STL	BLK	PTS	AVG
									OFF	DEF	TOT							
12-13, PHI	9	142	16	48	.333	6	8	.750	0	14	14	15	7	0	3	6	42	4.7
14-15, GSW	59	657	91	225	.387	37	45	.822	12	61	73	48	54	0	40	12	254	4.3
15-16, ATL-CHI	53	773	88	228	.386	27	37	.730	12	78	90	56	61	0	32	19	239	4.5
16-17, NYK	82	1639	233	538	.433	66	80	.825	27	198	225	102	109	0	65	31	629	7.7
17-18, CHI	72	2265	290	782	.371	135	164	.823	31	260	291	153	134	1	80	31	876	12.2
18-19, CHI-MEM	82	2607	300	777	.386	95	106	.896	46	277	323	146	164	0	121	36	857	10.5
19-20, IND	73	1826	208	486	.428	53	67	.791	32	206	238	93	137	0	87	46	603	8.3
20-21, IND	72	2183	258	625	.413	67	85	.788	32	224	256	119	135	2	74	41	756	10.5
21-22, IND-SAC	74	2057	261	662	.394	50	62	.806	29	161	190	128	154	2	57	33	749	10.1
9 YR. TOT	576	14149	1745	4381	.398	536	654	.820	221	1479	1700	860	955	5	559	255	5005	8.7
THREE-POINT FIELD GOALS IN 12-13:	4-16 (.250)																	
THREE-POINT FIELD GOALS IN 14-15:	35-109 (.321)																	
THREE-POINT FIELD GOALS IN 15-16:	36-105 (.343)																	
THREE-POINT FIELD GOALS IN 16-17:	97-273 (.355)																	
THREE-POINT FIELD GOALS IN 17-18:	161-449 (.359)																	
THREE-POINT FIELD GOALS IN 18-19:	152-465 (.348)																	
THREE-POINT FIELD GOALS IN 19-20:	134-331 (.405)																	
THREE-POINT FIELD GOALS IN 20-21:	173-453 (.382)																	
THREE-POINT FIELD GOALS IN 21-22:	177-482 (.367)																	
CAREER THREE-POINT FIELD GOALS:	979-2683 (.365)																	

NBA PLAYOFFS

YEAR, TEAM	GP	MINS	FGM	FGA	PCT.	FTM	FTA	PCT.	REBOUNDS			AST	PF	DD	STL	BLK	PTS	AVG
									OFF	DEF	TOT							
14-15, GSW	5	11	1	2	.500	0	0	---	0	1	1	1	1	0	0	0	3	0.6
19-20, IND	4	131	10	21	.476	1	3	.333	4	11	15	3	8	0	6	5	29	7.3
2 YR. TOT	9	142	11	23	.478	1	3	.333	4	12	16	4	9	0	6	5	32	3.6
THREE-POINT FIELD GOALS IN 14-15:	1-1 (1.000)																	
THREE-POINT FIELD GOALS IN 19-20:	8-16 (.500)																	
PLAYOFF THREE-POINT FIELD GOALS:	9-17 (.529)																	

CAREER HIGHS

Points	FGM	FGA	3FGM	3FGA	FTM	FTA	Rebounds	Assists	Steals	Blocks	Minutes
30	10	20	8	14	8	8	13	7	6	5	47
4/7/19	11/17/17	Three Times	5/13/21	1/14/22	1/5/18	Three Times	11/23/18	Two Times	Two Times	1/20/20	11/5/17
v/DAL	v/CHA	v/MIL	v/PHO	@DAL	@DAL	v/MIA	v/MIA	v/MIA	v/MIA	@UTA	@NYK

De'Andre Hunter

HEIGHT: 6-7
WEIGHT: 225
COLLEGE: Virginia
HIGH SCHOOL: Friends Central, Philadelphia, PA
BIRTHPLACE: Philadelphia, PA
BIRTHDATE: December 2, 1997

NBA EXPERIENCE: 3 years
CURRENT NBA SEASON: 4th

AGE: 24

FORWARD
12



HOW DE'ANDRE JOINED THE HAWKS: Acquired by the Hawks on July 7, 2019 along with Solomon Hill, the draft rights to Jordan Bone and a 2023 second-round pick from New Orleans in exchange for a conditional 2020 first-round pick and the draft rights to Jaxson Hayes, Nickell Alexander-Walker and Marcos Louzada • Originally selected by the Lakers in the first round (4th overall) of the 2019 NBA Draft as an early-entry candidate and traded to New Orleans on July 6, 2019.

LAST SEASON (2021-22): Saw action in 53 games (52 starts), tallying 13.4 ppg, 3.3 rpg and 1.3 apg in 29.8 mpg (.442 FG%, .379 3FG%, .765 FT%) • Scored 10-or-more points in 41 of his 53 games, including 11 20+ point outings • Netted 10-or-more points in 14 straight games from 3/3-3/30, the second-longest such streak of his career • Tallied two double-doubles (1/21 and 4/2), grabbing a season-high tying 10 rebounds in both contests • Recorded 26 points on 10-11 shooting from the floor, including a perfect 6-6 clip from deep in 33 minutes against the Brooklyn Nets on 11/3 ... He was one of only seven players in the NBA during the 2021-22 season to shoot perfect from deep while connecting on six-or-more triples and one of only five players to do so in franchise history ... Hunter's .909 FG% marked a career-high FG% for a single game, while his six made three-pointers tied a career-high for made triples in a single game • Compiled 22 points on 7-13 shooting from the floor, in addition to a perfect 4-4 clip from deep in a win at Houston on 4/10 • Swiped a season-high tying three steals, in addition to 20 points, two rebounds, one assist and one block in a win at Charlotte on 1/23 • Missed 29 games due to injuries • **SEASON HIGHS:** 26 pts @BKN (11/3), 10 rebs (2x), 4 assts (2x), 3 stls (2x), 3 blks @MIA (1/14), 10 FGM @BKN (11/3), 6 3FGM @BKN (11/3), 7 FTM (3x), 38 mins vTOR (2/26).

PROFESSIONAL CAREER: Through 139 games (133 starts) across three seasons with the Hawks, averaging 13.2 ppg, 4.1 rpg and 1.6 apg in 30.7 mpg (.434 FG%, .359 3FG%, .785 FT%) • In 23 appearances (19 starts) during the **2020-21** campaign, posted 15.0 points, 4.8 rebounds and 1.9 assists in 29.5 minutes (.484 FG%, .326 3FG%, .859 FT%) • Selected to NBA Rising Stars roster • Scored in double-figures 18 times, including seven games with at least 20 points, and one 30+ point effort • Recorded a 15-point, 11-rebound double-double on 12/26 @MEM • On 1/18 vMIN, compiled 25 points, four boards and three steals • On 1/9 @CHA, totaled 20 points, eight rebounds, two blocks and a steal • On 12/23 @CHI in the season opener, recorded 11 points in 26 minutes and was a +40, the highest +/- for a Hawks player since at least 2002-03 • On 1/1 @BKN, led the Hawks with 23 points (9-10 FGs, 3-4 3FGs, 2-2 FTs) • Missed 25 games to right knee soreness, 19 to right knee surgery, four to right knee discomfort and one to right knee injury management • In 63 appearances (62 starts) in **2019-20**, posted 12.3 points, 4.5 rebounds and 1.8 assists in 32.0 minutes (.410 FG%, .355 3FG%, .764 FT%) • Among qualifying NBA rookies, ranked 1st in minutes per game and total minutes (2,018), 5th in FT%, 15th in 3FG%, 6th in rpg, 7th in FG%, 7th in ppg and 12th in apg • Scored in double-figures 42 times, including eight games with at least 20 points, and had four double-digit rebounding nights (three double-doubles) • Recorded 15 games with at least three 3FGM, the third-highest total by a rookie in Hawks history • On 11/20 vMIL, recorded his first double-double, compiling 27 points (8-12 FGs, 3-3 3FGs, 8-9 FTs) and 11 boards • On 11/14 @PHX, swiped six steals – tied for the highest single-game total by a rookie in 2019-20 and tied for the most by a rookie in Hawks history • Recorded five steals on 2/9 vNYK, making him the only rookie in 2019-20 with a five-steal game and a six-steal game • Knocked down 110 FTs and 108 3FGs, making him one of two rookies in 2019-20 to convert at least 100 FTs and 100 3FGs • Became one of three rookies in NBA history to reach 12.0 ppg, 4.5 rpg, 1.8 apg, 32.0 mpg and 100 3FGs on .350 3FG% (Stephen Curry, Shane Battier).

PLAY-IN CAREER: Appeared in both of Atlanta's **2022** NBA Play-In Tournament wins (both starts), averaging 16.0 ppg, 6.0 rpg and 1.0 apg in 29.2 mpg (.467 FG%, .250 3FG%, 1.000 FT%).

PLAYOFF CAREER: Has seen action in 10 playoff games (all starts) across two postseason runs for Atlanta, averaging 16.0 ppg and 3.9 rpg in 32.6 mpg (.496 FG%, .429 3FG%, .778 FT%) • In the **2022** NBA Playoffs, appeared in all five games (all starts), tallying a team-best 21.2 ppg and 3.8 rpg in 35.0 mpg (.557 FG%, .462 3FG%, .800 FT%) • Improved his scoring output in each game: 4/17 (14 points), 4/19 (16 points), 4/22 (17 points), 4/24 (24 points), 4/26 (35 points) • Connected on at least six field goals in each playoff contest, while shooting .500%-or-better from the floor in four of his five games • Knocked down multiple three-pointers in four of his five contest • In Game 5 of the First Round of the Eastern Conference Playoffs against Miami, poured in a career-high (regular season and postseason) 35 points on 11-21 shooting from the field, in addition to 11 rebounds, two assists and three steals in 43 minutes ... Became just the sixth Hawk in playoff history to tally at least 35 points and 11 rebounds in a playoff game (done 24 times) and the first to do so while swiping at least three steals (since at least the 1973-74 season) ... One of only two players in the 2022 NBA Playoffs to finish a game with at least 35 points, 11 rebounds and three steals (Nikola Jokic) • In **2021**, appeared in five postseason games (all starts, all in Atlanta's 4-1 victory over NYK in the first round), averaging 10.8 points and 4.0 rebounds in 30.4 minutes • Recorded three games with 10-or-more points.

CAREER HIGHS

Points	FGM	FGA	3FGM	3FGA	FTM	FTA	Rebounds	Assists	Steals	Blocks	Minutes
33	13	21	6	10	9	10	11	5	6	3	48
1/24/21	1/24/21	1/24/21	Three Times	Two Times	2/24/20	2/24/20	Four Times	Two Times	11/14/19	1/14/22	2/9/20
@MIL	@MIL	@MIL			@PHI	@PHI			@PHO	@MIA	vNYK

COLLEGIATE CAREER: In two seasons at Virginia, played in 71 games (38 starts) and averaged 12.4 ppg, 4.4 rpg and 1.6 apg in 26.6 mpg (.509 FG%, .419 3FG%, .773 FT%) • Named ACC Defensive Player of the Year, All-ACC First Team and Consensus Third Team All-American as a sophomore in 2018-19, averaging 15.2 ppg, 5.1 rpg and 2.0 apg in 32.5 mpg (.520 FG%, .438 3FG%, .783 FT%) in 38 starts for the National Champion Virginia Cavaliers • Ranked second in the ACC in field-goal percentage and ninth in scoring • As a freshman in 2017-18, named ACC Sixth Man of the Year and a member of the conference's All-Freshman team, compiling 9.2 ppg, 3.5 rpg and 1.1 apg in 19.9 mpg (.488 FG%, .382 3FG%, .755 FT%).

PERSONAL INFO: Son of Priscilla Hunter • Has a brother, Aaron, and two sisters - Candice and Cheyanne • As a high school senior, named Pennsylvania Class AA Player of the Year, First-Team All-State AA and First-Team All-Friends Schools League • Enjoys video games and dancing • Has volunteered for the John Heinz National Wildlife Refuge and Aids Fund • On Twitter and Instagram @drehunter_.



CAREER STATS

NBA REGULAR SEASON

YEAR, TEAM	GP	MINS	FGM	FGA	PCT.	FTM	FTA	PCT.	REBOUNDS			AST	PF	DD	STL	BLK	PTS	AVG
									OFF	DEF	TOT							
19-20, ATL	63	2018	280	683	.410	110	144	.764	44	242	286	112	182	2	44	18	778	12.3
20-21, ATL	23	678	120	248	.484	73	85	.859	17	93	110	44	59	1	19	12	344	15.0
21-22, ATL	53	1577	254	575	.442	127	166	.765	26	150	176	68	155	0	36	21	709	13.4
3 YR. TOT	139	4273	654	1506	.434	310	395	.785	87	485	572	224	396	3	99	51	1831	13.2

THREE-POINT FIELD GOALS IN 19-20: 108-304 (.355)
THREE-POINT FIELD GOALS IN 20-21: 31-95 (.326)

THREE-POINT FIELD GOALS IN 21-22: 74-195 (.379)
CAREER THREE-POINT FIELD GOALS: 213-594 (.359)

NBA PLAYOFFS

YEAR, TEAM	GP	MINS	FGM	FGA	PCT.	FTM	FTA	PCT.	REBOUNDS			AST	PF	DD	STL	BLK	PTS	AVG
									OFF	DEF	TOT							
20-21, ATL	5	152	18	45	.400	12	16	.750	2	18	20	3	11	0	1	3	54	10.8
21-22, ATL	5	175	39	70	.557	16	20	.800	2	17	19	3	20	1	4	1	106	21.2
2 YR. TOT	10	327	57	115	.496	28	36	.778	4	35	39	6	31	1	5	4	160	16.0

THREE-POINT FIELD GOALS IN 20-21: 6-16 (.375)

PLAYOFF THREE-POINT FIELD GOALS: 18-42 (.429)

THREE-POINT FIELD GOALS IN 21-22: 12-26 (.462)

ATLANTA HAWKS

Jalen Johnson

HEIGHT: 6-9
 WEIGHT: 220
 COLLEGE: Duke
 HIGH SCHOOL: Nicolet, Glendale, WI
 BIRTHPLACE: Wausau, WI
 BIRTHDATE: December 18, 2001

NBA EXPERIENCE: 1 year
 CURRENT NBA SEASON: 2nd
 AGE: 20

FORWARD
 1



HOW JALEN JOINED THE HAWKS: Selected by Atlanta in the first round (20th overall) of the 2021 NBA Draft on July 29, 2021 • Signed to a contract with the Hawks on August 5, 2021.

LAST SEASON (2021-22): Appeared in 22 games for the Hawks during the 2021-22 season, averaging 2.4 ppg and 1.2 rpg in 5.5 mpg (.537 FG%, .231 3FG%, .714 FT%) • Scored 10-or-more points twice • Grabbed a career-high tying seven rebounds on two occasions • Poured in a career-high 12 points on 6-8 shooting from the floor in a win at Indiana on 3/28 ... Threw down five slam dunks in the win, tied for the fourth-most dunks by a Hawks rookie in the last 25 seasons, per Elias Sports • Saw action in 21 total games for the College Park Skyhawks, NBA G League affiliate of the Atlanta Hawks, across the G League regular season and Showcase Cup (all starts), tallying 21.1 ppg, 11.4 rpg, 4.2 apg, 1.5 spg and 1.4 bpg in 36.2 mpg (.470 FG%, .368 3FG%, .580 FT%) • Registered 13 double-doubles for the Skyhawks, including a 21-point, 23-rebound performance on 11/21 against the Delaware Blue Coats, NBA G League affiliate of the Philadelphia 76ers • Scored 10+ points in 19 of his 21 games with the Skyhawks, including two 30+ point performances • Poured in a G League career-high 35 points, to go along with 15 rebounds, three assists, two steals and two blocks in 37 minutes in a win over the Westchester Knicks on 3/14 • Connected on 6-8 from three-point land on 12/16 against Raptors 905 • **SEASON HIGHS:** 12 pts @IND (3/28), 7 rebs (2x), 1 assts (3x), 1 stls (3x), 1 blks (2x), 6 FGM @IND (3/28), 2 3FGM vDAL (10/21), 2 FTM (2x), 25 mins @DET (3/23).

PLAY-IN CAREER: Appeared in one 2022 NBA Play-In contest on 4/13 in a win over Charlotte, notching three points and two rebounds in three minutes.

PLAYOFF CAREER: Saw action in two games in the first round of the 2022 NBA Playoffs with the Hawks.

COLLEGIATE CAREER: Appeared in 13 games as a freshman at Duke, averaging 11.2 points, 6.1 rebounds and 2.2 assists in 21.4 minutes (.523 FG%, .444 3FG%, .632 FT%) • In his collegiate debut against Coppin State on 11/28, amassed 19 points, 19 boards, five assists, four blocks and two steals in 33 minutes and earned ACC Freshman of the Week honors • Became the first player in Duke basketball history to record at least 19 points, 19 rebounds, five assists and four blocks in a game • On 1/19 at Pitt, tallied 24 points, 16 rebounds, seven assists, four blocks and two steals in 33 minutes • On 1/26 vs. Georgia Tech, totaled 18 points, six boards, three steals, two assists and two blocks in 24 minutes • Named to Naismith Trophy watch list, Wooden Award watch list and first-team Preseason All-ACC.

PERSONAL INFO: Born on December 18, 2001 in Wausau, WI • His parents are Stacy and Roderick Johnson Jr. • His father played college basketball at Wisconsin-Milwaukee and Southeast Missouri State, and professionally in Poland • His mother played collegiate basketball at Wisconsin-Milwaukee • Has three brothers – Rod Johnson, Kobe Johnson and Rodez Watson • His brother, Rod, plays basketball at UT Chattanooga and his brother, Kobe, is a member of USC's team • On Twitter @Jalen_J23 and Instagram @jalenjohnson.



CAREER STATS

NBA REGULAR SEASON

YEAR, TEAM	GP	MINS	FGM	FGA	PCT.	FTM	FTA	PCT.	REBOUNDS			AST	PF	DQ	STL	BLK	PTS	AVG
									OFF	DEF	TOT							
21-22, ATL	22	120	22	41	.537	5	7	.714	2	24	26	3	9	0	3	2	52	2.4

CAREER THREE-POINT FIELD GOALS: 3-13 (.231)

NBA PLAYOFFS

YEAR, TEAM	GP	MINS	FGM	FGA	PCT.	FTM	FTA	PCT.	REBOUNDS			AST	PF	DQ	STL	BLK	PTS	AVG
									OFF	DEF	TOT							
21-22, ATL	2	9	0	3	.000	0	0	---	0	0	0	0	0	0	0	0	0	0.0

PLAYOFF THREE-POINT FIELD GOALS: 0-1 (.000)

CAREER HIGHS

Points	FGM	FGA	3FGM	3FGA	FTM	FTA	Rebounds	Assists	Steals	Blocks	Minutes
12	6	9	2	3	2	4	7	1	1	1	25
3/28/22	3/28/22	3/23/22	10/21/21	Two Times	Two Times	12/22/21	Two Times	Three Times	Three Times	Two Times	3/23/22
@IND	@IND	@DET	vDAL	Times	Times	vORL	Times	Times	Times	Times	@DET

ATLANTA HAWKS

Frank Kaminsky III

HEIGHT: 7-0
 WEIGHT: 242
 COLLEGE: Wisconsin
 HIGH SCHOOL: Benet Academy, Lisle, Illinois
 BIRTHPLACE: Lisle, Illinois
 BIRTHDATE: April 4, 1993
 NBA EXPERIENCE: 7 years
 CURRENT NBA SEASON: 8th
 CENTER
 0
 AGE: 29



HOW FRANK JOINED THE HAWKS: Signed with the Hawks on July 11, 2022 • Claimed off waivers by Phoenix on December 21, 2020 • Re-signed with the Suns on August 9, 2021 • Signed with the Sacramento Kings on November 30, 2020 • Selected by the Charlotte Hornets with the No. 9 pick in the 2015 NBA Draft.

LAST SEASON (2021-22): Saw action in nine games, registering 10.6 ppg, 4.6 rpg and 1.4 apg in 20.1 mpg (.545 FG%, .333 3FG%, .900 FT%) • Tallied 10-or-more points four times and five-or-more rebounds six times • Poured in a career-high 31 points on 12-18 shooting from the floor, in addition to a season-high seven rebounds, three assists and one block in 32 minutes in a win over the Portland Trail Blazers on 11/10 • Swiped a career-high four steals, in addition to 17 points, three rebounds, three assists and one block in 29 minutes in a win over New Orleans on 11/2 • Announced on 11/21 that he would miss the remainder of the season due to a stress reaction in his right knee • **SEASON HIGHS:** 31 pts v/POR (11/10), 7 rebs v/POR (11/10), 4 assts v/ATL (11/6), 4 stls v/NOP (11/2), 2 blks @MEM (11/12), 12 FGM v/POR (11/10), 2 3FGM (2x), 6 FTM v/NOP (11/2), 32 mins v/POR (11/10).

PROFESSIONAL CAREER: Through 377 career games (49 starts) across seven NBA seasons with Charlotte and Phoenix, averaging 9.4 ppg, 4.1 rpg and 1.6 apg in 21.0 mpg (.429 FG%, .348 3FG%, .743 FT%) • In **2020-21**, appeared in 47 games, marking 13 starts, averaging 6.6 points, 4.0 rebounds and 1.7 assists, while shooting a career-best .471 FG%, as well as .365 3FG% in 15.2 minutes • The Suns went 11-2 in his 13 starts, including nine straight wins in games he started from 2/5-2/24 • Had 11 games pouring in 10-or-more points, as well as two games with 10+ rebounds and two double-doubles • Entering the season, he had one career game with at least seven assists ... He had three different games with 7+ assists during the 2020-21 season, flirting with a triple-double each time • On 1/28, in a win against Golden State, he scored 12 points, tied his career high with 13 rebounds and set his career high with eight assists • On 2/10, in a win vs. Milwaukee, scored 14 points, tied his high of eight assists and grabbed eight rebounds • Scored a season-high 17 points on 6-8 FG and 5-6 3FG in a win at New Orleans on 2/19 • Missed five games due to health and safety protocols • In **2019-20**, played 39 games, averaging 9.7 ppg and 4.5 rpg in 19.9 mpg (.450 FG%, .331 3FG%, .678 FT%) • In 13 starts, averaged 13.5 ppg on .493 FG% and .423 3FG%, in addition to 4.8 rpg • In 12 games in December, notched 13.5 ppg, 4.8 rpg and 2.6 apg (.519 FG%, .423 3FG%) • Scored 10+ points in 19 games, including four games with at least 20 points • Secured one game of 10-or-more rebounds and one double-double • Scored a season-high 24 points on 9-12 FG, including a perfect 4-4 clip from deep, against Memphis on 12/11 • Scored 23 points at Orlando on 12/4, including 21 in the first half – a career-high for points in a half • Missed 32 games (1/1-3/10) with a right patella stress fracture • During the **2018-19** season, averaged 8.6 ppg and 3.5 rpg in 16.1 mpg in 47 games off the bench • Played in each of the Hornets' final 21 games after the All-Star break, averaging 12.8 points and 4.8 rebounds, while shooting .454 FG% and .366 3FG% • Averaged 18.0 points and 6.0 rebounds over the season's final five games • Scored 20+ points in a career-long three straight games from 4/3-4/7 • Scored 22 points and tied his career-high with 13 rebounds against Toronto on 4/5 • Scored a season-high 24 points at Detroit on 4/7 • Notched a 15-point, 10-rebound double-double vs. San Antonio on 3/26 • In **2017-18**, played in 79 games (four starts), averaging 11.1 points and 3.6 rebounds (.429 FG%, .380 3FG%, .799 FT%) • After the All-Star break, averaged 12.2 points and 3.6 rebounds ... Shot .488 3FG% after the break, the fourth-best in the NBA post-All-Star • Totaled a career-high 47 games of 10-or-more points and seven games with 20+ points • Posted 46 double-digit scoring games off the bench, the seventh-most in a single season in Hornets history • Poured in a season-high 24 points three times • Connected on a career-high six three-pointers at Washington on 2/23 • In the **2016-17** season, saw action in 75 games (16 starts), tallying a career-high 11.7 ppg and 2.2 apg, in addition to 4.5 rpg in a career-high 26.1 mpg (.399 FG%, .328 3FG%, .756 FT%) • Scored 10-or-more points in eight straight games from 2/11 through 3/2, averaging 19.4 points over that span (.453 FG%, .407 3FG%, .773 FT%) • Played for Team USA in the 2017 BBVA Rising Stars Challenge at NBA All-Star Weekend in New Orleans, netting a team-high 33 points on 12-16 shooting from the floor, including a 9-13 clip from three-point territory, in 20 minutes as a reserve • Posted 45 games of 10+ points and four games of 10+ rebounds • Grabbed 13 rebounds, while netting 23 points at Sacramento on 2/25 • Dished out seven assists on 4/8 against Boston • Missed five games due to an AC joint sprain in his left shoulder • During the **2015-16** season, saw action in 81 games (three starts), tallying 7.5 points, 4.1 rebounds and 1.2 assists in 21.1 minutes (.410 FG%, .337 3FG%, .730 FT%) • Had 23 games with at least 10 points and two games of 20-or-more • Posted one game of 10+ rebounds • Recorded first career double-double on 4/10 at Washington, notching 18 points and 11 rebounds • Scored a season-high 23 points on 12/23 against Boston.

PLAYOFF CAREER: Has appeared in 17 career playoff games with Charlotte and Phoenix (five starts), averaging 4.2 points, 2.6 rebounds and 1.3 assists in 15.2 minutes (.353 FG%, .273 3FG%, .818 FT%) • Appeared in 10 games on the Suns' run to the **2021** NBA Finals, averaging 2.2 points, 1.4 rebounds and 1.4 assists in 6.8 minutes • Saw action in seven games (five starts) during the **2016** Playoffs with Charlotte, tallying 7.1 points, 4.3 rebound and 1.1 assists in 27.1 minutes (.304 FG%, .294 3FG%, .810 FT%).

COLLEGIATE CAREER: Had an outstanding four-year career at Wisconsin that resulted in the Badgers retiring his No. 44 in 2018 • Appeared in 144 games (79 starts) as a Badger, averaging 10.1 points, 4.6 rebounds, 1.3 assists and 1.1 blocks in 20.4 minutes (.522 FG%, .369 3FG%, .763 FT%) • The unanimous National Player of the Year for 2014-15, he led the Badgers to a school-record 36 wins and national runner-up finish, averaging 18.8 points, 8.2 rebounds and 1.5 blocks while shooting 54.7 FG%, 41.6 3FG%

CAREER HIGHS

Points	FGM	FGA	3FGM	3FGA	FTM	FTA	Rebounds	Assists	Steals	Blocks	Minutes
31	12	20	6	9	11	12	13	8	4	3	40
11/10/21	11/10/21	12/23/15	2/23/18	Three Times	10/25/19	1/24/18	13 Times	Two Times	11/2/21	Four Times	11/25/16
v/POR	v/POR	v/BOS	@WAS		@DEN	v/NOP			v/NOP		@NYK

and 78.0 FT%) • A First Team All-Big Ten selection in each of his final two seasons, he helped Wisconsin to consecutive Final Four appearances for the first time in program history in 2014 and 2015 • Had a double-double with 20 points and 11 rebounds to lead the Badgers past previously undefeated Kentucky in the 2015 Final Four • As a junior in 2013-14, earned NCAA West Region Most Outstanding Player honors after leading Wisconsin to the Final Four • Averaged team bests of 13.9 points and 6.3 rebounds for the season • Scored a school-record 43 points against North Dakota on Nov. 19, 2013 • Averaged 4.2 points in 35 games as a sophomore in 2012-13, and played in 35 games as a freshman in 2011-12.

PERSONAL INFO: Born April 4, 1993 • Son of Frank and Mary Kaminsky, has two sisters, Kaylee and Hannah, three step-sisters, Jamie, Gabbie and Grace and a step-brother, Steve • Father played college basketball at Lewis University where he was elected to the school's Hall of Fame in 1992 • Father played professionally in South America • Mother played volleyball at Northwestern • As a child, an aunt and uncle worked for the Chicago Bulls • Graduated with a degree in life science communications • Follow on Twitter @FSKPart3 and Instagram @fskpart3.



CAREER STATS

NBA REGULAR SEASON

YEAR, TEAM	GP	MINS	FGM	FGA	PCT.	FTM	FTA	PCT.	REBOUNDS			AST	PF	DD	STL	BLK	PTS	AVG
									OFF	DEF	TOT							
15-16, CHA	81	1708	215	525	.410	108	148	.730	69	266	335	98	126	0	38	43	606	7.5
16-17, CHA	75	1954	320	802	.399	118	156	.756	57	279	336	162	139	2	46	34	874	11.7
17-18, CHA	79	1835	307	716	.429	155	194	.799	46	242	288	129	95	0	36	19	873	11.1
18-19, CHA	47	755	138	298	.463	79	107	.738	39	124	163	63	68	0	12	12	405	8.6
19-20, PHO	39	777	138	307	.450	61	90	.678	35	141	176	75	75	0	14	10	378	9.7
20-21, PHO	47	715	121	257	.471	37	60	.617	36	152	188	79	70	0	14	17	310	6.6
21-22, PHO	9	181	36	86	.419	18	20	.900	11	30	41	13	14	0	8	7	95	10.6
7 YR. TOT	377	7925	1275	2971	.429	576	775	.743	293	1234	1527	619	587	2	168	142	3541	9.4
THREE-POINT FIELD GOALS IN 15-16:					68-202 (.337)					THREE-POINT FIELD GOALS IN 19-20:				41-124 (.331)				
THREE-POINT FIELD GOALS IN 16-17:					116-354 (.328)					THREE-POINT FIELD GOALS IN 20-21:				31-85 (.365)				
THREE-POINT FIELD GOALS IN 17-18:					104-274 (.380)					THREE-POINT FIELD GOALS IN 21-22:				5-15 (.333)				
THREE-POINT FIELD GOALS IN 18-19:					50-139 (.360)					CAREER THREE-POINT FIELD GOALS:				415-1193 (.348)				

NBA PLAYOFFS

YEAR, TEAM	GP	MINS	FGM	FGA	PCT.	FTM	FTA	PCT.	REBOUNDS			AST	PF	DD	STL	BLK	PTS	AVG
									OFF	DEF	TOT							
15-16, CHA	7	190	14	46	.304	17	21	.810	3	27	30	8	15	0	6	5	50	7.1
20-21, PHO	10	68	10	22	.455	1	1	1.000	2	12	14	14	9	0	2	3	22	2.2
2 YR. TOT	17	258	24	68	.353	18	22	.818	5	39	44	22	24	0	8	8	72	4.2
THREE-POINT FIELD GOALS IN 15-16:					5-17 (.294)					THREE-POINT FIELD GOALS IN 20-21:				1-5 (.200)				
PLAYOFF THREE-POINT FIELD GOALS:					6-22 (.273)													

ATLANTA HAWKS

Vit Krejčí

HEIGHT: 6-8
 WEIGHT: 195
 TEAM/HOME COUNTRY: Zaragoza (Spain)/Czech Republic
 BIRTHPLACE: Strakonice, Czech Republic
 BIRTHDATE: June 19, 2000
 NBA EXPERIENCE: 1 year
 CURRENT NBA SEASON: 2nd
 AGE: 22

GUARD
27



HOW VIT JOINED THE HAWKS: Acquired on September 27, 2022 from the Oklahoma City Thunder in exchange for Maurice Harkless and draft considerations • Drafted with the No. 37 pick in the 2020 NBA Draft by the Washington Wizards • Draft rights traded to Oklahoma City.

LAST SEASON (2021-22): Saw action in 30 games (eight starts) averaging 6.2 points, 3.4 rebounds and 1.9 assists in 23.0 minutes (.407 FG%, .327 3FG%, .864 FT%) • Scored 10-or-more points seven times, including a career-best 16 points on 4/10 at LAC • Tallied sole double-double in a win over Orlando on 3/23, grabbing a career-high 11 rebounds, in addition to 12 points and two assists in 27 minutes • Appeared in 14 games (seven starts) with the Oklahoma City Blue of the NBA G League, netting 6.4 points, 4.9 rebounds, 2.5 assists and 1.1 steals in 21.1 minutes (.484 FG%, .477 3FG%) • Became the first player in Oklahoma Thunder/Blue history to play for both the Thunder and Blue in the same day on 11/7 • It was the 59th instance of a player playing a game for any NBA and G League team on the same day • **SEASON HIGHS:** 16 pts @LAC (4/10), 11 reb v/ORL (3/23), 8 assts v/PHX (4/3), 3 stl v/POR (4/5), 2 blk v/BOS (3/21), 7 FGM (4/10), 4 3FGM (3x), 6 FTM v/ATL (3/30), 43 @LAL (4/8).

INTERNATIONAL CAREER: In the 2019-20 season, appeared in 37 games (four starts) in the Spanish ACB, Basketball Champions League and Spanish Cup, and averaged 3.2 points and 1.2 rebounds in 9.2 minutes • Named to the 2020 ACB All-Young Players Team.

PERSONAL INFO: Son of Pavla and Vit • Has one sister, Jolana • Cooking is his hidden talent • In the 2019 FIBA U20 Euro Championship B, appeared in seven games and averaged 14.9 points, 5.1 rebounds, 5.1 assists, 1.6 steals and 1.1 blocks in 30.5 minutes as the Czech Republic earned a silver medal.



CAREER STATS

NBA REGULAR SEASON

YEAR	TEAM	GP	MINS	FGM	FGA	PCT.	FTM	FTA	PCT.	REBOUNDS			AST	PF	DO	STL	BLK	PTS	AVG
										OFF	DEF	TOT							
21-22	OKC	30	690	68	167	.407	19	22	.864	18	83	101	57	65	0	19	8	187	6.2

CAREER THREE-POINT FIELD GOALS: 32-98 (.327)

CAREER HIGHS

Points	FGM	FGA	3FGM	3FGA	FTM	FTA	Rebounds	Assists	Steals	Blocks	Minutes
16	7	17	4	8	6	6	11	8	3	2	43
4/10/22 @LAC	4/10/22 @LAC	4/10/22 @LAC	Three Times	1/10/22 @LAC	3/30/22 v/ATL	3/30/22 v/ATL	3/23/22 v/ORL	4/3/22 v/PHO	4/5/22 v/POR	3/21/22 v/BOS	4/8/22 @LAL

ATLANTA HAWKS

Tyrese Martin

HEIGHT: 6-6
 WEIGHT: 215
 COLLEGE: UConn
 HIGH SCHOOL: William Allen High School, Allentown, Pennsylvania
 BIRTHPLACE: Allentown, Pennsylvania
 BIRTHDATE: March 7, 1999
 NBA EXPERIENCE: Rookie
 CURRENT NBA SEASON: 1st
 UConn
 AGE: 23

GUARD
22



HOW TYRESE JOINED THE HAWKS: Selected by the Golden State Warriors with the No. 51 pick in the 2022 NBA Draft • Atlanta acquired the draft rights to Martin, along with cash, from Golden State in exchange for the No. 44 pick in the draft on June 23, 2022 • Signed by Atlanta to a multi-year contract on July 15, 2022.

COLLEGIATE CAREER: Appeared in 114 games (99 starts) in four collegiate seasons, suiting up for Rhode Island (2018-20) and UConn (2020-22) owning career averages of 11.1 ppg, 6.7 rpg and 1.3 apg in 30.7 mpg (.435 FG%, .346 3FG%, .670 FT%) • In his two seasons suiting up for UConn, the Huskies made back-to-back appearances in the NCAA Tournament (2021, 2022), punching their ticket in consecutive seasons for the first time since 2011 and 2012 • During his two seasons at UConn, appeared in 51 games (50 starts) averaging 12.2 ppg, 7.5 rpg and 1.5 apg in 31.2 mpg (.446 FG%, .393 3FG%, .682 FT%) • During the 2021-22 season, saw action in 29 games (all starts) recording career-highs in points (13.6), assists (1.9), field goal percentage (.449), three-point field goal percentage (.430) and free throw percentage (.689), while tying career highs in rebounds (7.5) and blocks (0.5) • Named to the 2022 BIG EAST All-Tournament Team and the U.S. Basketball Writers Association District I All-District Team • Tallied five double-doubles • Poured in a career-high 27 points on 11-17 shooting from the floor, including a 4-7 clip from deep, six rebounds, two assists and two steals in a win over Butler on 1/20 • Grabbed a career-high tying 16 rebounds in a win over DePaul on 3/5 • Appeared in 22 games (21 starts) during the 2020-21 season, notching 10.3 ppg, a team-leading 7.5 rpg and 1.0 apg in 30.1 mpg (.440 FG%, .320 3FG%, .672 FT%) • Ranked sixth in the BIG EAST overall in rebounding and led the league in offensive rebounds • Saw action in 30 games (all starts) as a sophomore during the 2019-20 campaign at Rhode Island, averaging 12.8 ppg, 7.0 rpg, 1.1 apg and a career-high 1.1 spg in in a career-high 34.2 mpg (.433 FG%, .321 3FG%, .662 FT%) • One of two players to start all 30 games • In his freshman season, 2018-19, appeared in 33 games (19 starts), notching 8.1 ppg, 5.2 rpg and 1.0 apg in 27.0 mpg (.418 FG%, .311 3FG%, .648 FT%) • In his two seasons at Rhode Island, saw action in 63 games (49 starts), registering 10.3 ppg, 6.1 rpg, 1.1 apg and 1.0 spg in 30.5 mpg (.427 FG%, .317 3FG%, .656 FT%).

PERSONAL INFO: Full name is Tyrese Jeffrey Martin • Son of Pamela Rynearson • Has three sisters, Abriana, Aleah and Kalyn • Attended William Allen High School in Allentown, PA, where he finished with 1,120 career points ... As a senior in 2016-17, was selected a Pennsylvania Second Team All-Star • In 2017-18, did a post-graduate year at Massanutten Military Academy (Woodstock, VA), helping to lead the team to a 32-4 record • Played for the We R1 AAU program, winning back-to-back Under Armour national championships • On Twitter @resemartin4 and Instagram @rese.martin.



CAREER STATS

COLLEGIATE CAREER

YEAR, TEAM	GP	MINS	FGM	FGA	PCT.	FTM	FTA	PCT.	REBOUNDS			AST	PF	DO	STL	BLK	PTS	AVG
									OFF	DEF	TOT							
18-19, R. ISLAND	33	892	99	237	.418	35	54	.648	62	110	172	33	68	1	27	9	266	8.1
19-20, R. ISLAND	30	1027	148	342	.433	45	68	.662	62	149	211	34	71	0	33	9	385	12.8
20-21, UCONN	22	663	85	193	.440	41	61	.672	66	99	165	23	42	3	22	12	227	10.3
21-22, UCONN	29	930	144	321	.449	62	90	.689	68	150	218	56	61	2	23	14	393	13.6
4 YR. TOT	114	3512	476	1093	.435	183	273	.670	258	508	766	146	242	6	105	44	1271	11.1

THREE-POINT FIELD GOALS IN 18-19: 33-106 (.311)
 THREE-POINT FIELD GOALS IN 19-20: 44-137 (.321)

CAREER THREE-POINT FIELD GOALS: 136-393 (.346)

THREE-POINT FIELD GOALS IN 20-21: 16-50 (.320)
 THREE-POINT FIELD GOALS IN 21-22: 43-100 (.430)

Dejounte Murray

HEIGHT: 6-5 NBA EXPERIENCE: 5 years
 WEIGHT: 180 CURRENT NBA SEASON: 6th
 COLLEGE: Washington
 HIGH SCHOOL: Rainer Beach High School, Seattle, Washington
 BIRTHPLACE: Seattle, Washington
 BIRTHDATE: September 19, 1996 AGE: 26

GUARD
5



HOW DEJOUNTE JOINED THE HAWKS: Acquired by Atlanta from San Antonio on June 30, 2022, along with Jock Landale, in exchange for Danilo Gallinari and future first round picks • Selected by the Spurs with the No. 29 overall pick in the 2016 NBA Draft.

LAST SEASON (2021-22): Saw action in 68 games (all starts), averaging career bests in points per game (21.1), assists per game (9.2), rebounds per game (8.3) and steals per game (2.0) in a career-high 34.8 minutes of action (.462 FG%, .327 3FG%, .794 FT%) • Named an All-Star • Became the first player in NBA history to average at least 20.0 points, 8.0 rebounds, 9.0 assists and 2.0 steals in a single season • Totaled 1,438 points, 563 rebounds, 627 assists and 138 steals, becoming just the eighth player since the 1973-74 season to tally at least 1,400 points, 600 assists, 500 rebounds and 130 steals in a single season • One of only three players since the 1973-74 season to average at least 20.0 points, 8.0 rebounds, 8.0 assists and 2.0 steals in a single season, joining Magic Johnson (1980-81) and Michael Jordan (1988-89) • Led the NBA in steals per game (2.03), while finishing fourth in assists per game (9.2) • Recorded 13 triple-doubles during the 2021-22 season, the second-most in the NBA • Per Elias Sports, became one of only six guards in NBA history with 13-or-more triple-doubles in a single season within his first five NBA seasons, joining Oscar Robertson (five times), Magic Johnson (twice), Michael Jordan, Fat Lever and Luka Doncic • Against Houston on 1/12, recorded a triple-double of 32 points, 10 rebounds, 11 assists and zero turnovers in 37 minutes ... Became the only player in the NBA this past season to record a 30-point triple-double while registering zero turnovers and became one of just seven players since the 1977-78 season to do so • Posted the seventh game in NBA history with at least 30 points, 10 rebounds, 15 assists and four steals on 2/11 against the Hawks ... It also marked the first 30+ point, 15 assist game in Spurs history • Scored 15-or-more points in every game since the calendar year turned to 2022 (37 games) • Posted seven straight double-doubles from 11/22- 12/6, the longest such streak of his career • Recorded a career-high six consecutive point/assist double-doubles from 1/19-1/28, marking the second-longest such streak in the NBA this past season • Notched 29 point/assist double-doubles, tied for the fourth-most such double-doubles in the NBA during the 2021-22 campaign • Recorded 10-or-more points in 65 of his 68 games played, 10-or-more assists in 30 outings and 10-or-more rebounds in 23 games • Scored a career-high 33 points in back-to-back games (3/28 at HOU, 3/30 vs. MEM) • Pulled down a season-high 14 rebounds against Cleveland on 1/14, in addition to 30 points and eight assists • Dished out a career-high 15 assists twice (10/26 vs. LAL, 2/11 at ATL) • Swiped a season-high five steals twice and rejected a season-high two blocks three times • Reached the 1,000 assist plateau in a win over Sacramento on November 10 • **SEASON HIGHS:** 33 pts (2x), 14 rebs v/CLE (1/14), 15 assts (2x), 5 stls (2x), 2 blks (3x), 14 FGM v/ CLE (1/14), 6 3FGM v/ MEM (3/30), 9 FTM (2x), 43 mins @WAS (2/25).

PROFESSIONAL CAREER: Has seen action in 320 games (249 starts) over the course of his five-year NBA career, averaging 12.5 ppg, 6.0 rpg, 4.8 apg and 1.4 spg in 25.8 minutes (.455 FG%, .330 3FG%, .771 FT%) • During the **2020-21** season, appeared in 67 games (all starts), averaging 15.7 ppg, 7.1 rpg, 5.4 apg and 1.5 spg in 31.9 mpg (.453 FG%, .317 3FG%, .791 FT%) • Recorded four triple-doubles and 13 double-doubles • Became the third Spur in franchise history to record four triple-doubles in one season • Scored in double figures 58 times, including 18 games of 20+ points • Had 14 games with three-or-more steals • Led the Spurs in scoring nine times, rebounding 16 times, assists on 28 occasions and in steals 27 times • Grabbed a career-high 17 rebounds, in addition to 25 points, on 4/26, marking the most rebounds by a Spurs guard since 1985 • Scored 20+ points in three straight games from 4/26-4/30 • Scored 10-or-more points in 20 straight games (3/25-5/3) • Recorded first career triple-double with 11 points, 10 rebounds and 10 assists in the Spurs home opener • Swiped a career-high eight steals in a win over Golden State on 2/8, in addition to 27 points, 10 rebounds and four assists • Poured in 29 points on 12-19 shooting from the floor, in addition to seven rebounds, seven assists and one steal in 35 minutes against LAL on 12/30 • Recorded a 22-point, 10-rebound, 11-assist triple-double at Miami on 4/28 • Finished with 26 points, 12 rebounds and six assists at Charlotte on 2/14 • In **2019-20**, appeared in 66 games (58 starts), averaging 10.9 ppg, 5.8 rpg, 4.1 apg and 1.7 spg in 25.6 mpg (.462 FG%, .368 3FG%, .798 FT%) • Ranked second on the Spurs in total rebounds (383) and assists (271) • Ranked fourth in the NBA in total steals (111) • Poured in 10-or-more points 39 times, including four games with at least 20 points • Registered six double-doubles, including one point/assist double-double • Grabbed a career-high 14 rebounds, in addition to 12 points and seven assists at Utah on 8/13 • Recorded 25 points and nine rebounds at OKC on 2/11 and 23 points and seven rebounds at Utah on 2/21, becoming the first point guard in Spurs history to score 20-or-more points and pull down at least seven rebounds in back-to-back games • Swiped at least two steals in a career-long 12 straight games from 12/1-12/31 ... It marked the longest such streak in the NBA during the 2019-20 campaign and the longest such streak by a Spur since David Robinson in 1992 (13 straight games) • Dished out 10 assists against OKC on 11/7, marking his first double digit assist outing of his career • Against the Knicks on 10/23, opening night, notched 18 points, eight rebounds, six assists and three steals on 70/100/100 shooting, becoming just the third player in NBA history to do so, joining Mitch Richmond (Warriors – 1991) and Kevin Johnson (Suns – 1997) • Missed the entirety of the **2018-19** NBA season while recovering from a right anterior cruciate ligament tear which he suffered on 10/7 in a preseason game against Houston • In the **2017-18** season, appeared in 81 games (48 starts), averaging 8.1 ppg, 5.7 rpg, 2.9 apg and 1.2 spg in 21.5 mpg (.443 FG%, .265 3FG%, .709 FT%) • Was named to the NBA

All-Defensive Second Team, becoming the youngest player in NBA history to be named to an All-Defensive Team • In 48 games as a starter, tallied 10.1 ppg, 7.0 rpg, 3.5 apg and 1.56 spg in 26.1 mpg (.452 FG%, .250 3FG%, .707 FT%) • Ended the season with 459 total rebounds, setting the record for most total rebounds in a single season by a point guard in Spurs history • Scored 10+ points 33 times, including a 23-point outing at LAL on 4/4 • Grabbed 10-or-more rebounds 12 times and handed out five-or-more assists 20 times • Registered seven double-doubles • Led the team in assists 24 times, steals 20 times and rebounds 13 times • Tallied a 16-point, 14-rebound double-double on 10/23 against Toronto • Swiped seven steals, in addition to 19 points, 10 rebounds and three assists in 30 minutes in a win over Cleveland on 1/23 • Dished out a season-high seven assists three times • During the **2016-17** season, appeared in 38 games (eight starts), tallying 3.4 ppg, 1.1 rpg and 1.3 apg in 8.5 mpg (.431 FG%, .391 3FG%, .700 FT%) • Won his first seven career starts, becoming only the second guard in Spurs history to win first seven starts, joining Tony Parker in 2001 • Scored in double figures four times and led the team in assists four times • In his third NBA start, poured in a career-high 23 points on 7-11 shooting from the floor, including a 3-5 clip from deep and 7-7 from the free throw line, in addition to two rebounds, two assists and one steal in 34 minutes in a win over Denver on 1/19 • Missed 17 games, left groin (3/11-4/10) • Was inactive for 12 games (10/25, 10/27, 11/12, 12/5-12/20, 2/10) • Missed 13 games DNP-CD (10/30, 11/9, 11/23-11/25, 11/30-12/2, 1/1, 1/10, 1/29, 2/8, 2/13, 3/3, 3/6).

PLAY-IN CAREER: Has appeared in two NBA Play-In games over the course of two seasons, averaging 13.0 ppg, 11.0 rpg, 8.0 apg and 1.0 spg in 36.2 mpg • In **2022**, notched 16 points, nine rebounds, five assists and one block in 34 minutes at New Orleans on 4/13 • In **2021**, put up a triple-double of 10 points, 13 rebounds and 11 assists at Memphis on 5/19.

PLAYOFF CAREER: Has seen action in 16 playoff contests in two postseason runs (seven starts), tallying 6.4 ppg, 3.0 rpg, 2.3 apg and 1.3 spg in 16.5 mpg (.402 FG%, .444 3FG%, .706 FT%) • In the **2017-18** postseason, appeared and started, in all five games, finishing with 7.8 ppg, 4.2 rpg, 1.8 apg and 1.0 spg in 19.2 mpg (.452 FG%, .667 3FG%, .778 FT%) • During the **2016-17** playoffs, saw action in 11 games (two starts), averaging 5.7 ppg, 2.5 rpg, 2.5 apg and 1.5 mpg in 15.2 mpg (.377 FG%, .680 FT%) • In a win at Houston on 5/1 registered a double-double of 11 points and 10 rebounds, to go along with five assists, two steals and one block in 24 minutes ... He became just the fourth rookie in Spurs history to record a point/rebound double-double in the playoffs, joining David Robinson, Tim Duncan and Kawhi Leonard • Made his first career playoff start on 5/5 at Houston.

COLLEGIATE CAREER: Played one season at Washington (2015-16), seeing action in 34 games (all starts), averaging 16.1 points, 9.5 rebounds, 4.4 assists and 1.8 steals in 33.5 minutes (.416 FG%, .288 3FG%, .663 FT%) • Named to the Pac-12 All-Conference Second Team and Pac-12 All-Freshman Team • Led all Pac-12 freshmen in points, assists and steals, while finishing second in rebounds • Scored 10-or-more points in 26 contests, including 10 with at least 20 points and two with 30-or-more • Set a new school record for assists by a freshman, finishing the season with 151 helpers • One of two freshmen in NCAA Division I to average at least 16.0 points, 5.0 rebounds and 4.0 assists during the 2015-16 season, along with LSU forward, and No. 1 pick in the 2016 NBA Draft, Ben Simmons.

PERSONAL INFO: Attended Rainier Beach High School in Seattle, Washington • Named 2015 Parade All-American, the 2015 Washington Gatorade Men's Basketball Player of the Year, WIAA Mr. Basketball, Seattle Times and Tacoma News Tribune Player of the Year • First Team All-State during the 2014-15 season after leading Rainier Beach to the state title game • On Twitter @dejountemurray and Instagram @dejountemurray.

CAREER STATS

NBA REGULAR SEASON

YEAR, TEAM	GP	MINS	FGM	FGA	PCT.	FTM	FTA	PCT.	REBOUNDS			AST	PF	DD	STL	BLK	PTS	AVG
									OFF	DEF	TOT							
16-17, SAS	38	322	50	116	.431	21	30	.700	6	36	42	48			8	6	130	3.4
17-18, SAS	81	1743	270	609	.443	105	148	.709	110	349	459	231			97	31	654	8.1
19-20, SAS	66	1687	294	637	.462	91	114	.798	89	314	383	271			111	17	720	10.9
20-21, SAS	67	2139	441	974	.453	106	134	.791	58	415	473	363			101	7	1051	15.7
21-22, SAS	68	2366	573	1241	.462	196	247	.794	90	483	563	627			138	23	1438	21.1
5 YR. TOT	320	8257	1628	3577	.455	519	673	.771	323	1597	1920	1540			455	84	3993	12.5

THREE-POINT FIELD GOALS IN 16-17:	9-23 (.391)	THREE-POINT FIELD GOALS IN 20-21:	63-199 (.317)
THREE-POINT FIELD GOALS IN 17-18:	9-34 (.265)	THREE-POINT FIELD GOALS IN 21-22:	96-294 (.327)
THREE-POINT FIELD GOALS IN 19-20:	41-11 (.369)	CAREER THREE-POINT FIELD GOALS:	218-661 (.330)

NBA PLAYOFFS

YEAR, TEAM	GP	MINS	FGM	FGA	PCT.	FTM	FTA	PCT.	REBOUNDS			AST	PF	DD	STL	BLK	PTS	AVG		
									OFF	DEF	TOT									
16-17, SAS	11	168	23	61	.377	17	25	.680	4	23	27	27			14	0	16	1	63	5.7
17-18, SAS	5	96	14	31	.452	7	9	.778	4	17	21	9			11	0	5	2	39	7.8
2 YR. TOT	16	264	37	92	.402	24	34	.706	8	40	48	36			25	0	21	3	102	6.4

THREE-POINT FIELD GOALS IN 16-17:	0-3 (.000)	THREE-POINT FIELD GOALS IN 17-18:	4-6 (.667)
PLAYOFF THREE-POINT FIELD GOALS:	4-9 (.444)		

CAREER HIGHS

Points	FGM	FGA	3FGM	3FGA	FTM	FTA	Rebounds	Assists	Steals	Blocks	Minutes
33	14	26	6	9	9	12	14	15	5	2	43
Two Times	1/14/22 v/CLE	1/12/22 v/HOU	3/30/22 v/MEM	Two Times	Two Times	Two Times	1/14/22 v/CLE	Two Times	Two Times	Three Times	2/25/22 @WAS

ATLANTA HAWKS

Onyeka Okongwu

HEIGHT: 6-9
WEIGHT: 245
COLLEGE: University of Southern California
HIGH SCHOOL: Chino Hills, Chino, CA
BIRTHPLACE: East Los Angeles, CA
BIRTHDATE: December 11, 2000
AGE: 21

FWD/CTR
17



HOW ONYEKA JOINED THE HAWKS: Selected by Atlanta in the first round (6th overall) of the 2020 NBA Draft as an early-entry candidate on November 18, 2020 • Signed to a contract with the Hawks on November 24, 2020.

LAST SEASON (2021-22): Saw action in 48 games (six starts), notching 8.2 ppg, 5.9 rpg, 1.1 apg and 1.25 bpg in 20.7 mpg (.690 FG%, .727 FT%) • His .690 FG% led the Hawks, while his 1.25 bpg marked the fourth-most bpg by a second-year Hawk since at least the 1973-74 season • Recorded at least one block in seven straight games three times (1/12-23, 2/4-16, 3/16-28), tying Clint Capela for the longest such streak during the 2021-22 season and marked the longest block streak by a sophomore Hawk since the 2008-09 campaign (Al Horford, 14 games) • Against Minnesota on 1/19, rejected a career-high five shots, in addition to notching 17 points, eight rebounds, one assist and one steal in 34 minutes • His five blocks tied John Collins' five (11/22) for the most blocks in a single game during the 2021-22 campaign • Talled three of his five blocks in the third quarter, becoming the first Hawk since Clint Capela to notch 3+ blocks in a single quarter (4/2/21, three blocks, fourth quarter) • One of 11 players in the NBA to tally at least 17 points on .615 shooting and five blocks in a single game in 2021-22 (done 12 times) and one of only three second-year players to do so • Poured in 10-or-more points 17 times, including a season-best 18 points on 6-9 shooting from the floor and a 6-7 mark from the free throw line in a win over Sacramento on 1/26 • Shot a perfect 1.000 from the floor 11 times, which includes five games of at least 5 FGM • His 11 such games tied for the third-most amongst all rookies and sophomores during the 2021-22 campaign • Hauled in a season-high 13 rebounds on 3/30 at OKC • Recorded his sole double-double of the season on 3/31 in a win over Cleveland, finishing the game with 17 points on 6-6 shooting from the field, 12 rebounds, one assist and one block in 25 minutes • Had 17 multi-block games, the fourth-most amongst all rookies and sophomores • **SEASON HIGHS:** 18 pts v/SAC (1/26), 13 rebs @OKC (3/30), 5 assts @CHI (2/24), 3 stis @DAL (2/6), 5 blks v/MIN (1/19), 8 FGM v/LAL (1/30), 7 FTM v/MIN (1/19), 38 mins @LAC (1/9).

PROFESSIONAL CAREER: Has appeared in 98 games (10 starts) over the span of two seasons with the Hawks, owning averages of 6.3 ppg, 4.6 rpg and 0.95 bpg in 16.3 mpg (.672 FG%, .695 FT%) • In **2020-21**, made 50 appearances (four starts) and posted 4.6 points and 3.3 rebounds in 12.0 minutes (.644 FG%, .632 FT%) • As a starter, averaged 11.0 points, 8.8 rebounds, 2.0 blocks and 1.0 steals (.645 FG%) • Scored in double-figures seven times, including one contest with 20+ points • On 5/16 v/HOU, recorded career-highs in points (21), rebounds (15), FGM (10) and assists (three) • Recorded two games with 10+ rebounds and two double-doubles • Totaled 13 points and 11 boards on 4/7 v/MEM • Among all rookies, ranked 6th in bpg, 19th in rpg

PLAY-IN CAREER: Saw action in both of Atlanta's Play-In Tournament victories during the 2022 Play-In, averaging 2.5 ppg and 6.5 rpg in 22.7 mpg (.667 FG%, .500 FT%) • Pulled down a game-high nine rebounds in the Hawks' win at Cleveland on 4/15 ... The win sent the Hawks to the playoffs for the second straight year.

PLAYOFF CAREER: Has appeared in 23 games (one start) across two postseason runs with the Hawks, averaging 3.2 ppg and 3.3 rpg in 11.9 mpg (.553 FG%, .710 FT%) • In **2022**, saw action in five games (one start), notching 5.2 ppg and 5.4 rpg in 21.6 mpg (.563 FG%, .800 FT%) • In Atlanta's win over Miami on 4/22, finished with nine points on a perfect 4-4 mark from the floor, in addition to six rebounds, one steal and a game-high two blocks in 24 minutes of action as a reserve • In **2021**, appeared in all 18 of Atlanta's postseason games as a reserve, averaging 2.7 points and 2.7 rebounds in 9.2 minutes (.548 FG%, .667 FT%) • Among qualifying rookies, ranked first in bpg (0.72), third in rpg, fifth in spg (0.28) and ninth in mpg and ppg.

COLLEGIATE CAREER: Had one of the best freshman seasons in USC history, starting all 28 games he played and averaging a team-leading 16.2 points and 8.6 rebounds • Set the Trojan freshman record with 76 blocks, which is the fourth-most all-time by a Pac-12 freshman • Had nine games with four or more blocks • Named first team All-Pac-12 and to the Pac-12 All-Freshman Team, as well as to the U.S. Basketball Writers Association All-District IX team • Scored in double figures in 25 of his 28 games and posted 11 double-doubles • In his collegiate debut, compiled 20 points, 13 rebounds and eight blocks vs. Florida A&M on Nov. 5. • Scored a season-high 33 points vs. Pepperdine on Nov. 19 and made 17 of 21 free throws, the third-most ever in a game by a Trojan • He scored 27 points and had a season-best 14 rebounds vs. Harvard on Dec. 1 and was named to the Orlando Invitational All-Tournament team • Was named Pac-12 Freshman of the Week from, Dec. 9-15.

PERSONAL INFO: Born on December 11, 2000 in East Los Angeles, Calif. • His parents are Kate and Mike Okongwu • Has a brother, Chukwuemeka, and a sister, Chinemya • Onyeka went to Chino Hills High School and wore No. 21 to honor his older brother, Nnamdi, who passed away after a skateboarding accident in 2014 • On Twitter @BigO21_ and Instagram @bigO.

CAREER HIGHS

Points	FGM	FGA	3FGM	3FGA	FTM	FTA	Rebounds	Assists	Steals	Blocks	Minutes
21	10	13	--	1	5	7	15	3	3	3	33
5/16/21	5/16/21	5/16/21		Times	4/4/21	4/4/21	5/16/21	5/16/21	5/5/21	Three	5/16/21
v/HOU	v/HOU	v/HOU			v/GSW	v/GSW	v/HOU	v/HOU	v/PHO	Times	v/HOU



CAREER STATS

NBA REGULAR SEASON

YEAR, TEAM	GP	MINS	FGM	FGA	PCT.	FTM	FTA	PCT.	REBOUNDS			AST	PF	DD	STL	BLK	PTS	AVG
									OFF	DEF	TOT							
20-21, ATL	50	601	96	149	.644	36	57	.632	62	101	163	18	100	0	23	33	228	4.6
21-22, ATL	48	992	156	226	.690	80	110	.727	115	168	283	53	149	1	31	60	392	8.2
2 YR. TOT	98	1593	252	375	.672	116	167	.695	177	269	446	71	249	1	54	93	620	6.3

THREE-POINT FIELD GOALS IN 20-21: 0-3 (.000)

CAREER THREE-POINT FIELD GOALS: 0-3 (.000)

NBA PLAYOFFS

YEAR, TEAM	GP	MINS	FGM	FGA	PCT.	FTM	FTA	PCT.	REBOUNDS			AST	PF	DD	STL	BLK	PTS	AVG
									OFF	DEF	TOT							
20-21, ATL	18	166	17	31	.548	14	21	.667	21	27	48	2	28	0	5	13	48	2.7
21-22, ATL	5	108	9	16	.563	8	10	.800	11	16	27	2	19	0	4	4	26	5.2
2 YR. TOT	23	274	26	47	.553	22	31	.710	32	43	75	4	47	0	9	17	74	3.2

THREE-POINT FIELD GOALS IN 20-21: 0-1 (.000)

PLAYOFF THREE-POINT FIELD GOALS: 0-1 (.000)

ATLANTA HAWKS

Trae Young

HEIGHT: 6-1 NBA EXPERIENCE: 4 years
 WEIGHT: 180 CURRENT NBA SEASON: 5th
 COLLEGE: Oklahoma
 HIGH SCHOOL: Norman North, Norman, OK
 BIRTHPLACE: Lubbock, TX
 BIRTHDATE: September 19, 1998 AGE: 24

GUARD
 11



HOW TRAE JOINED THE HAWKS: Acquired by the Hawks from the Dallas Mavericks, along with a protected 2019 first-round draft pick, in exchange for the draft rights to Luka Dončić, the third overall pick, on June 21, 2018 • Chosen by Dallas with the fifth overall pick of the 2018 NBA Draft as an early-entry candidate • Signed to a contract with the Hawks on July 1, 2018 • Signed to a contract extension on August 6, 2021.

LAST SEASON (2021-22): Appeared in 76 games (all starts), averaging 28.4 ppg, 9.7 apg and 3.7 rpg in 34.9 mpg (.460 FG%, .382 3FG%, .904 FT%) • Tallied career-highs in apg (9.7), FG% (.460), 3FG% (.382) and FT% (.904) • Ranked 2nd in the NBA in apg, 4th in ppg and FT%, 5th in FTM, 6th in 3FGM and 7th in FGM • Led the NBA in total points (2,155) and total assists (737), joining Nate "Tiny" Archibald as the only player in NBA history to lead both categories in the same season (1972-73) • Voted to the Kia All-NBA Third Team, becoming the 13th Hawks player in franchise history to make an All-NBA team and the eighth to do so within his first four years in the NBA • Named Eastern Conference Player of the Week three times (Nov. 29, Jan. 24 and April 4), joining Dominique Wilkins as the only other Hawks player to win the conference's weekly award three times in the same season • Voted as an Eastern Conference All-Star starter for the second time in his career and became just the sixth Hawk since the team's move to Atlanta to start in multiple All-Star games • Recorded an NBA-leading 42 point/assist double-doubles • Tied Mookie Blaylock (1993-94) for the most point/assist double-doubles in a single season in franchise history • Knocked down a franchise-record 233 three-pointers • Became the fifth player in franchise history to net 2,100+ points in a single season (2,155) and the fifth Hawk to sink 500+ free throws in a single season (500) • Registered an NBA-leading 20 outings of 30-or-more points and 10-or-more assists, the most such games in a single season by any player since the 2016-17 campaign • Became one of just five players in NBA history to notch at least 20 games of 30 points and 10 assists, joining Oscar Robertson (eight times), Nate "Tiny" Archibald (twice), James Harden and Russell Westbrook • Scored 10-or-more points in 75 of his 76 games, the most double-digit scoring outings of his career • Put in 20-or-more points in a career-high 62 games • Netted at least 40 points 10 times, tied with Milwaukee's Giannis Antetokounmpo for the second-most 40-or-more scoring outings of the 2021-22 campaign • Dished out 737 total assists, the fourth-most total assists in a single season in franchise history • Dished out 10-or-more assists in an NBA-leading and career-high 43 games • Scored at least 25 points in 17 straight games (11/22/21-1/8/22), surpassing Dominique Wilkins (12/19/85-1/25/86, 16 games) for the longest such streak in franchise history • Connected on his 700th career three-pointer on 3/25 against Golden State, becoming the youngest player in NBA history to bury 700 three-pointers (23 years, 187 days) and did so the fourth-fastest in terms of games played (272 games) • Recorded his 100th career point/assist double-double on 12/17, becoming the fourth-youngest in NBA history to accomplish such feat (23 years, 89 days) and the fifth-fastest (233 games) • Became the fifth-youngest player in NBA history to dish out 2,000 career assists with his third helper against Indiana on 12/1 (23 years, 73 days) and tied with Isaiah Thomas for the sixth-fastest (226 games) • Against the Portland Trail Blazers on 1/3, Young became the first player in NBA history to record at least 55 points and 14 assists in a single game, notching a career-high 56 points on 17-26 FG, 7-12 3FG and a perfect 15-15 FT (.653 FG%, .583 3FG%, 1.000 FT%) ... His 56 points were one point shy of tying the franchise record (57 points, done four times) • Scored over 40 points on back-to-back nights (47 points on 3/13 and 46 points on 3/14) becoming the first player since Washington's Bradley Beal during the 2019-20 season to tally 40+ points on back-to-back nights ... He scored his 40+ points within the first three quarters of both games becoming the first Hawk in the last 25 years to do so and the first player in the NBA since Golden State's Steph Curry did so during the 2020-21 campaign • Against the Bulls on 3/3, he notched 39 points on 11-16 FG, 7-9 3FG and 10-10 FT, in addition to 13 assists (.611 FG%, .778 3FG%, 1.000 FT%) ... Young became the first player since 1979-80 (when the three-point line was adapted in the NBA) to finish a game with 30+ points and 10+ assists on at least .600 FG%, .700 3FG% and 1.000 FT% • Dished out a season-high 16 assists in a win at Indiana on 3/28 • Swiped a season-high four steals in a win over Sacramento on 1/26 • **SEASON HIGHS:** 56 pts @POR (1/3), 9 rebs (3x), 16 assts @IND (3/28), 4 stls vSAC (1/26), 1 blks (7x), 17 FGM (2x), 8 3FGM (2x), 15 FTM @POR (1/3), 42 mins @CLE (12/31).

PROFESSIONAL CAREER: Through 280 games (all starts) across four seasons with the Hawks, holds career averages of 25.3 ppg, 9.1 apg and 3.9 rpg in 33.6 mpg (.440 FG%, .355 3FG%, .873 FT%) • In 63 games (all starts) in the **2020-21**, averaged 25.3 ppg, 9.4 apg and 3.9 rpg in 33.7 mpg (.438 FG%, .343 3FG%, .886 FT%) • Ranked 2nd in apg, 14th in ppg (7th in the East), 14th in FTM and 27th in mpg • Led the NBA in total free throws made (484), ranked second in FTM per game (7.7), finished 3rd in total free throws attempted (546) • Scored in double-figures 61 times (including 45 games with at least 20 pts, 22 contests with at least 30 pts and four games with at least 40 pts) • Recorded 28 games with 10-or-more assists (2nd in the East and 13rd in the NBA) and four outings with at least 15 dimes (3rd in the East) • Named Eastern Conference Player of the Week (third time in his career) on May 17 after leading the Hawks to a 4-0 week and averaging 24.3 points and 8.5 assists • Knocked down his 400th career three-pointer on 1/29 at Washington, becoming the quickest player in NBA history to reach 400 triples (159 games) • Converted 10-or-more free throws on 22 occasions, the second-highest total in the NBA • In the season opener on 12/23 at Chicago, totaled 37 points (10-12 FGs), seven assists and six boards in 26 minutes, becoming the first player in NBA history with at least 37 points, six boards and six assists in less than 27 minutes ... In the same game, set an NBA record for most points scored by a player who took 12-or-fewer field goal attempts • Posted a league-high 15 contests with at least 25 points and 10 assists • Totaled a league-high-tying eight contests with at least 30 pts and 10 assts • Recorded the third-highest assists per game average in franchise history • Recorded just the second season with at least 25.0 ppg and 9.0 apg in franchise history (he posted the other such season

in 2019-20) • Recorded 28 double-doubles • In 60 games in **2019-20** (all starts), averaged 29.6 ppg, 9.3 apg, 4.3 rpg and 1.1 spg in 35.3 mpg (.437 FG%, .361 3FG%, .860 FT%) • Started for the Eastern Conference in the 2020 NBA All-Star Game and recorded the only double-double in the contest, posting 10 points and a game-high 10 assists in 16 minutes • Ranked 2nd in apg (1st in the Eastern Conference), 4th in ppg (2nd in the East), 10th in mpg and 26th FT% • Scored in double-figures 57 times (including 49 games with at least 20 pts, 31 contests with at least 30 pts, 11 games with at least 40 pts (1st in the East) and one 50-point contest) • Recorded 28 games with 10-or-more assists (2nd in the NBA) and five outings with at least 15 dimes (2nd in the NBA) • Led the Eastern Conference in total assists (560) for the second consecutive season, becoming the first player since 1970-71 to lead his conference in total helpers in each of his first two seasons in the NBA • Led the Eastern Conference (2nd in the NBA) in FTM per game, making 8.0 FTM per contest • Raised his scoring from 19.1 ppg to 29.6 ppg from '18-19 to '19-20; his 10.5 ppg increase is the second most in NBA history for a player who averaged at least 19.0 ppg in at least 60 games played in the previous year • His 29.6 ppg were the most for an NBA sophomore since Bob McAdoo averaged 30.6 ppg in 1973-74 • Became just the fifth player in NBA history to average at least 29.0 ppg and at least 9.0 apg • Posted a league-high-tying 16 contests with at least 30 pts and 10 assts • Knocked down a franchise record 3.4 3FGM per game • Tied for the third-highest apg in franchise history • Posted a league-high-tying 16 contests with at least 30 pts and 10 assts • Named Eastern Conference Player of the Week for games played Oct. 22-27, leading the Hawks to a 2-0 record and posting 38.5 ppg, 9.0 apg and 7.0 rpg • Became the first player in NBA history to compile at least 38 pts, nine assts and seven rebs in each of his team's first two games of the season • Scored a career-high 50 points (12-25 FGs, 8-15 3FGs, 18-19 FTs) in 40 minutes on 2/20 vMIA, becoming the first player in NBA history to score at least 50 points on 12-or-fewer FGM and less than 20 FTM • On 1/8 vHOU, posted 42 points, 13 boards and 10 assists to notch the first 40-pt triple-double in Hawks history and become the youngest player in NBA history to record those minimums in a single game • In January, averaged 31.7 ppg, 11.5 apg and 5.3 rpg in 13 games, becoming the first player to meet those minimums in any 10-game month since Oscar Robertson (February 1966) • Led the Eastern Conference with 26.20-pt/10-asst games • Recorded 28 double-doubles • In **2018-19**, unanimously selected to NBA All-Rookie First Team after averaging 19.1 ppg, 8.1 apg and 3.7 rpg in 30.9 mpg (.418 FG%, .324 3FG%, .829 FT%) in 81 contests (all starts) • Among qualifying NBA rookies, ranked 1st in apg (4th in the NBA), 2nd in ppg (34th in the NBA) and FT%, 3rd in mpg, 6th in spg and 10th in rpg • Scored in double-figures 71 times (including 37 games with at least 20 pts, nine contests with at least 30 pts and one game with at least 40 pts) and had two double-digit rebounding nights • His 156 3FGM are first in Hawks rookie history and the second-most in NBA history by a rookie age 20 or younger • Notched the first triple-double ever recorded by an Atlanta Hawks rookie, totaling 23 pts, 11 assts and 10 rebs on 3/9 vBKN • Knocked down at least five 3FGM in seven contests, the most by a rookie in 2018-19 • Became the first rookie in history to amass four contests with at least 30 pts, 10 assts and five 3FGM • Selected as the Kia NBA Rookie of the Month a franchise-record four times (Oct./Nov., Jan., Feb., March/April) • Named Eastern Conference Player of the Week for games played March 18-24, becoming the only rookie in either conference to win the weekly award in 2018-19 • Became third rookie ever to post at least 19.1 pts and 8.0 assts (Robertson, Stoudamire) • Led all rookies in total pts (1,549) and total assts (653) • Led the Eastern Conference in total assts (2nd in the NBA), becoming the first rookie to lead a conference in assts since 1995-96 and first rookie since 1987-88 to finish among the NBA's top two assisters • Led the Eastern Conference with 18 20-pt/10-asst games • Recorded 30 double-doubles.

PLAY-IN CAREER: In **2022**, appeared in two NBA Play-In contests (both starts), averaging 31.0 ppg, 10.0 apg, 3.0 rpg and 1.0 bpg in 31.0 mpg (.429 FG%, .278 3FG%, .882 FT%) • Recorded a 24-point, 11-assist double-double in a win over Charlotte in the team's first Play-In contest on 4/13 • In Atlanta's 107-101 defeat of the Cleveland Cavaliers in its final Play-In game (4/15), Young tallied 38 points, nine assists, three rebounds and one block in 40 minutes • He scored 32 of his 38 points in the second half, while committing 0 turnovers, becoming the first Hawks player with 30+ points and 0 turnovers in a single half in at least the last 25 years (regular season, play-in, playoffs) • He also scored or assisted on 43 of Atlanta's 56 second half points (ESPN Stats & Info).

PLAYOFF CAREER: Has appeared in 21 games (all starts) across two playoff runs with the Hawks, owning averages of 25.6 ppg, 8.7 apg, 3.3 rpg and 1.1 spg in 37.6 mpg (.402 FG%, .286 3FG%, .850 FT%) • In **2022**, saw action in five games (all starts), tallying 15.4 ppg, 6.0 apg and 5.0 rpg in 37.3 mpg • Hit the game-winning basket in Atlanta's Game 3 win over the Heat on 4/22 • With his sixth point of the game on 4/22, Young netted his 500th career playoff point, becoming the fastest (19 games) and youngest (23 years, 215 days) Hawks player in playoff history to net 500 points ... He joined Oscar Robertson as the only other player in NBA postseason history with 500 points and 150 assists in fewer than 20 playoff games (19 games) (ESPN Stats & Info) • In **2021**, appeared in 16 postseason games (16 starts), averaging 28.8 points, 9.5 assists and 1.25 steals in 37.7 minutes • In his postseason debut, totaled 32 points, 10 assists and seven rebounds at NYK on 5/23 ... He joined LeBron James as the only players in NBA history with at least 30 points, 10 assists and five boards in their first NBA Playoff game ... He joined Michael Jordan, Patrick Ewing and Lew Alcindor (all Hall-of-Famers) as the only players with 30-point double-doubles in their Madison Square Garden postseason debuts • Scored at least 30 points in each of his three games at MSG in the first round, joining Jordan as the only visiting players

CONT. ON NEXT PAGE

CAREER STATS

NBA REGULAR SEASON

YEAR, TEAM	GP	MINS	FGM	FGA	PCT.	FTM	FTA	PCT.	REBOUNDS			AST	PF	DD	STL	BLK	PTS	AVG
									OFF	DEF	TOT							
18-19, ATL	81	2503	525	1236	.418	343	414	.829	84	237	301	683	140	0	72	15	1549	19.1
19-20, ATL	60	2120	546	1249	.437	481	559	.860	32	223	255	560	104	0	65	8	1778	29.6
20-21, ATL	63	2125	487	1112	.438	170	204	.833	118	349	467	594	111	0	53	12	1504	25.3
21-22, ATL	76	2652	711	1544	.460	500	553	.904	50	234	284	737	128	0	72	7	2155	28.4
4 YR. TOT	280	9400	2269	5161	.440	1808	2072	.873	184	901	1085	2544	483	0	262	42	7076	25.3

THREE-POINT FIELD GOALS IN 18-19:

156-482 (.324)

THREE-POINT FIELD GOALS IN 20-21:

136-397 (.343)

THREE-POINT FIELD GOALS IN 20-22:

205-568 (.361)

THREE-POINT FIELD GOALS IN 21-22:

233-610 (.382)

CAREER THREE-POINT FIELD GOALS: 730-2057 (.355)

NBA PLAYOFFS

YEAR, TEAM	GP	MINS	FGM	FGA	PCT.	FTM	FTA	PCT.	REBOUNDS			AST	PF	DD	STL	BLK	PTS	AVG
									OFF	DEF	TOT							
20-21, ATL	16	603	150	359	.418	116	134	.866	7	38	45	152	35	0	20	0	461	28.8
21-22, ATL	5	188	22	69	.319	26	39	.788	5	20	25	30	13	0	3	0	77	15.4
2 YR. TOT	21	799	172	428	.402	142	167	.850	12	58	70	182	48	0	23	0	538	25.6

THREE-POINT FIELD GOALS IN 20-21:

45-144 (.313)

THREE-POINT FIELD GOALS IN 21-22:

7-38 (.184)

PLAYOFF THREE-POINT FIELD GOALS: 52-182 (.286)

CAREER HIGHS

Points	FGM	FGA	3FGM	3FGA	FTM	FTA	Rebounds	Assists	Steals	Blocks	Minutes
56	17	33	8	15	18	21	13	18	5	2	56
1/3/22	Three	3/1/19	Seven	Four	Three	1/20/20	1/8/20	1/30/20	11/8/19	2/6/21	3/1/19
@POR	Times	v/CHI	Times	Times	Times	v/TOR	v/HOU	v/PHI	v/SAC	v/TOR	v/CHI

ATLANTA HAWKS

YOUNG - cont.

with at least three straight 30-pt playoff games at the current MSG • Scored 30+ points in the first four road games of his post-season career, joining Lew Alcindor as the only two players in NBA history to accomplish the feat • In Game 1 of the Eastern Conference Semifinals on 6/6 at PHI, totaled 35 points, 10 assists and two steals in 39 minutes, becoming the first player in Hawks history with at least 35 points and 10 assists in a postseason game • Scored at least 20 points in each of the first five postseason games of his career, becoming the first player in Atlanta Hawks history to do so • Including ties, led the Hawks in scoring and assists in 11 straight postseason games, joining LeBron James as the only players in NBA history to do so in a single postseason, and becoming the first player in NBA history to do so in his first postseason (Elias) • On 6/14 in Game 4 of the second round against PHI, totaled 25 points and a career-high-tying 18 assists ... Became the youngest player (22 years, 268 days) with a 20-point, 15-assist postseason performance in NBA history; Became the youngest player in NBA history with an 18-assist playoff game; • In Game 1 of the Eastern Conference Finals at MIL, totaled 48 points, 11 assists, seven boards and one steal in 41 minutes ... He became: the first player in NBA history with 45 points and 10 assists in a Conference Finals game; the first player in NBA history to score or assist on 72 points in a Conference or Division Finals game; the first player in NBA history with six games of 30-or-more points on the road in his first postseason; the first player in NBA history with 20+ points and seven-or-more assists in each of his first 13 playoff games (longest streak in NBA postseason history regardless of playoff experience); the first Hawks player with at least 48 points in a playoff game since Dominique Wilkins in 1988 • tied with Kobe Bryant and LeBron James for the most points in a postseason game before turning 23 years old.

COLLEGIATE CAREER: In his only season at Oklahoma, averaged 27.4 points, 8.7 assists, 3.9 rebounds and 1.7 steals in 35.4 minutes, starting 32 games (.422 FG%, .360 3FG%, .861 FT%) • Consensus First Team All-American after becoming the first player in Division I history to lead the nation in scoring and assists • Scoring average was the highest in Big-12 history and his assists per game rank second on the all-time list • The Wayman Tisdale National Freshman of the Year award winner, was also a unanimous All-Big 12 First Team member and named the conference's Freshman and Newcomer of the Year • Became the first major conference player in NCAA history to tally 800 points and 250 assists in a single season • Recorded four games of 40-or-more points.

NATIONAL TEAM CAREER: Earned a gold medal at the 2016 FIBA Americas U18 Championship in Valdivia, Chile • Member of 2019 USA Basketball Men's Select Team.

PERSONAL INFO: Born in Lubbock, TX • Son of Rayford and Candice Young, and his father played collegiately at Texas Tech and professionally in France, Italy, Portugal and Spain • Has a son, Tydus • Has a brother, Timothy and two sisters, Caitlyn and Camryn • In August 2019, named an Honorary Board Member at The Children's Center Rehabilitation Hospital in Oklahoma City, OK • Averaged 42.6 ppg, 5.8 rpg and 4.1 apg (.489 FG%) as a senior at Norman North High School • Earned McDonald's All-American honors as a senior and named Gatorade Player of the Year in Oklahoma in 2016 and 2017 • Competed in the Jordan Brand Classic in 2017 • Won the McDonald's All-American Three-Point Contest and was runner-up at the High School Three-Point contest at the Final Four • A fan of Steve Nash growing up • On Twitter @TheTraeYoung and Instagram @traeyoung.





2021-22
REVIEW



15 CLINT
CAPELA

SUMMARY

	Record	Home	Road	Overtime
OVERALL	43-39	27-14	16-25	0-1
Atlantic	6-12	4-5	2-7	
Central	11-7	8-1	3-6	0-1
Southeast	9-7	5-3	4-4	
Eastern	26-26	17-9	9-17	0-1
Southwest	6-4	2-3	4-1	
Northwest	5-5	3-2	2-3	
Pacific	6-4	5-0	1-4	
Western	17-13	10-5	7-8	

STREAKS

Overall: Won one Longest: Won 7, Lost 6
 Last Win: 4/10/22 at Houston, 130-114
 Last Loss: 4/8/22 at Miami, 113-109

HOME STREAK

Overall: Won 4 Longest: Won 7, Lost 10
 Last Win: 4/6/22 vs. Washington, 118-103
 Last Loss: 3/20/22 vs. New Orleans, 117-112

ROAD STREAK

Overall: Won 1 Longest: Won 6, Lost 7
 Last Win: 4/10/22 at Houston, 130-114
 Last Loss: 4/8/22 at Miami, 113-109

MONTH	WON	LOST
October	3	3
November	8	7
December	5	9
January	8	7
February	5	5
March	11	6
April	3	2

Margins	1	2	3	4	5	6	7	8	9	10	11	12	13	14	15	16	17	18	19	20	21	22	23	24+
Won By	2	5		4	3	2	3	1	3	3					2	2	1	4			1	2	1	4
Lost By	1	2	3	2	5		1	7	3	2	2	1	2	1	1	1		2			1			2

FINAL REGULAR SEASON INJURY REPORT: Chaundee Brown Jr. (health and safety protocols), John Collins (right finger sprain, right foot strain) and Lou Williams (low back discomfort) are out.

FINAL ROSTER MOVES: 4/9 - Signed Chaundee Brown Jr. to a two-way contract ... Converted Skylar Mays' contract from a two-way to a standard NBA contract ... 1/14 - Acquired Kevin Knox II and a conditional first-round draft pick from the New York Knicks in exchange for Cam Reddish and Solomon Hill as well as a 2025 second-round pick and cash considerations ... 12/29 - Signed Chris Clemons and Cameron Oliver to 10-day contracts ... 12/28 - Signed Justin Tillman to a 10-day contract ... 12/27 - Signed Chaundee Brown Jr. to a 10-day contract ... 12/25 - Signed Cat Barber and Malik Ellison to 10-day contracts ... 12/23 - Signed Wes Iwuodu to a 10-day contract ... 12/22 - Signed Lance Stephenson and Malcolm Hill to 10-day contracts ... 10/18 - Signed Kevin Huerter to a contract extension ... 10/15 - Exercised the fourth-year (2022-23) contract options on De'Andre Hunter and Cam Reddish along with the third-year (2022-23) option on Onyeka Okongwu ... 10/12 - Signed Ibi Watson ... 10/11 - Requested waivers on Jahii Okafor ... 10/7 - Requested waivers on A.J. Lawson and signed DaQuan Jeffries ... 9/22 - Signed Johnny Hamilton, A.J. Lawson, Timothe Luwawu-Cabarrot and Jahii Okafor ... 9/1 - Signed Clint Capela to a contract extension ... 8/26 - Signed Skylar Mays to a two-way contract ... 8/25 - Named Nick Van Exel as an assistant coach ... 8/9 - Signed Gorgui Dieng ... 8/6 - Acquired Delon Wright from the Sacramento Kings in a three-way deal with Boston and Sacramento, with Kris Dunn, Bruno Fernando and a second-round pick going to the Celtics and Tristan Thompson going to the Kings ... 8/6 - Re-signed Lou Williams ... 8/6 - Re-signed John Collins ... 8/5 - Re-signed Solomon Hill ... 8/5 - Signed rookies Jalen Johnson and Sharife Cooper (two-way contract) ... 7/29 - Selected Jalen Johnson (20th overall) and Sharife Cooper (48th overall) in the 2021 NBA Draft ... 7/8 - Named Nate McMillan head coach ... FULL TRANSACTIONS CONTINUED ON PAGE 168.

STARTERS- FINAL REGULAR SEASON GAME

Pos.	No.	Name	Height
F	12	De'Andre Hunter	6-7
F	8	Danilo Gallinari	6-10
C	15	Clint Capela	6-10
G	3	Kevin Huerter	6-7
G	11	Trae Young	6-1

HOME ATTENDANCE

Games: 41
 Total: 672,742
 Avg: 16,408

AWAY ATTENDANCE

Games: 41
 Total: 682,933
 Avg: 17,073

OFFENSE

+100 42-25
 -100 1-14

DEFENSE

+100 36-37
 -100 7-2

vs. OPP (W/L TO DATE)

+500 20-28
 -500 22-11

STATISTICS

FINAL RECORD: 41-31 (Home Record: 25-11, Road Record: 16-20)

PLAYER	FIELD GOALS										3-POINT FG										FREE THROWS										REBOUNDS									
	G	GS	MIN	FGA	FG	PCT	FGA	FG	PCT	FT	FTA	PCT	OFF	DEF	TOT	AST	PF	DQ	STL	TO	BLK	PTS	AVG																	
Young	76	76	2652	711	1544	460	613	0	1	0	0	0	50	234	284	737	128	0	72	303	0	2155	28.4																	
Collins	54	53	1663	339	644	176	364	64	500	553	904	504	93	329	284	98	164	2	68	70	0	7	195																	
Bogdanovic	63	27	1848	342	794	459	368	169	115	169	793	134	169	329	422	194	132	1	33	60	56	876	16.2																	
Hunter	53	52	1577	254	575	442	431	74	195	379	127	166	26	150	176	68	155	0	36	69	21	950	15.1																	
Huerter	44	40	2186	345	760	454	389	160	411	389	42	308	52	222	254	203	185	2	55	91	26	892	12.1																	
Reddish	66	16	1977	336	545	329	319	12	172	156	300	20	94	94	36	65	0	3	35	44	1	716	11.9																	
Okafor	6	0	43	10	15	667	333	1	3	3	121	2	4	6	3	5	0	1	0	1	23	11.5																		
Capela	74	73	2042	370	604	613	0	1	0	0	169	473	279	588	877	92	166	0	55	44	93	820	11.1																	
Okongwu	48	6	992	156	226	690	0	0	80	110	727	115	168	283	133	0	8	0	1	1	0	22	7.3																	
Iwuodu	56	0	799	82	18	444	3	3	600	3	7	750	16	17	13	105	48	0	28	43	3	354	6.3																	
Williams	5	2	83	6	5	380	6	6	6	6	133	1	1	13	4	7	0	2	0	0	0	29	9.7																	
Brown	7	0	16	1	0	16	0	0	0	0	0	0	0	0	0	0	0	0	0	0	0	0	0																	
Wright	7	0	1452	12	289	454	44	16	16	16	379	50	170	220	188	56	0	63	46	19	342	4.4																		
Luwawu-Cabarrot	52	18	695	74	186	398	44	44	122	361	35	41	63	50	70	40	76	0	18	20	6	227	4.4																	
Dieng	44	3	371	53	112	473	29	29	26	192	9	12	750	6	16	22	2	7	14	0	2	46	2.7																	
Knox II	17	0	111	16	45	356	5	26	220	8	9	889	5	20	25	17	9	0	2	1	0	80	2.9																	
Mays	22	0	120	22	64	500	8	8	20	25	25	2	14	26	26	3	9	0	3	9	2	52	2.4																	
Johnson	6	0	0	5	13	385	2	2	7	7.14	2	24	6	14	24	12	6	0	4	2	8	1.8																		
Stephenson	13	0	39	3	0	15	0	0	0	0	0	0	0	0	0	0	0	0	0	0	0	0																		
Cooper	3	0	13	0	4	214	1	0	0	0	0	0	0	0	0	0	0	0	0	0	0	0																		
Barber	3	0	13	0	4	214	1	0	0	0	0	0	0	0	0	0	0	0	0	0	0	0																		
HAWKS	82	82	19705	3401	7241	470	470	1056	2821	374	1485	1829	812	823	3606	2017	1534	7	587	972	348	9343	113.9																	
OPPOSITIONS	82	82	19705	3435	7294	471	471	1051	2888	364	1294	1634	792	838	2758	2085	1668	12	576	1046	367	9215	112.4																	

PLAYER	SINGLE-GAME HIGHS										AVERAGE PER GAME										CAREER HIGHS (C=SET, T=TIED THIS SEASON)									
	MIN	REB	AST	ST	TO	BLK	PTS	MIN	REB	AST	STL	TO	BLK	PTS	FG	FGA	FT	FIA	REB	AST	PTS									
Young	42	9	16	4	9	1	56	34.9	9.7	9.7	0.95	4.0	0.99	28.4	17.7	33	16	21	13	18	56									
Collins	41	6	7	4	4	2	32	31.3	4.6	4.6	1.08	1.1	0.24	16.2	16	36	10	14	10	18	36									
Bogdanovic	39	10	7	3	5	3	26	29.8	3.3	3.3	0.68	1.3	0.40	13.4	13	21	9	10	11	5	28									
Hunter	39	11	4	3	5	2	28	29.6	3.4	2.7	0.74	1.2	0.35	12.1	11	22	8	7	15	10	33									
Huerter	42	4	4	4	3	2	34	23.4	2.5	1.1	1.03	1.3	0.32	11.9	11	23	8	10	8	6	34									
Reddish	41	11	5	3	3	1	27	23.3	4.7	1.5	0.42	0.6	0.18	11.5	15	23	8	20	18	8	47									
Okafor	25	4	2	1	0	1	13	21.7	3.0	1.5	0.90	0.0	0.50	11.5	7	7	10	3	12	21	37									
Capela	40	23	4	5	3	5	23	11.9	1.2	0.74	0.6	1.26	1.1	14	21	10	10	10	12	26										
Okongwu	42	6	3	1	0	12	13	11.3	0.3	0.3	0.33	0.3	0.00	7.3	7	13	6	3	6	6										
Williams	32	6	6	3	5	1	15	14.3	1.6	1.9	0.50	0.8	0.05	6.3	16	33	16	19	10	13										
Brown	32	9	3	2	0	0	16	27.7	4.7	1.3	0.67	0.0	0.00	9.7	5	8	4	8	3	13										
M. Hill	40	7	7	5	4	2	20	15.3	2.0	0.3	1.33	0.0	0.33	5.7	8	12	13	14	28											
Luwawu-Cabarrot	39	5	3	2	2	2	23	18.9	2.9	2.4	1.21	0.6	0.25	4.4	10	19	7	10	5	28										
Dieng	38	13	3	1	1	1	19	18.2	1.6	0.8	0.95	0.4	0.12	4.4	8	18	7	10	5	28										
Stephenson	33	11	3	2	2	0	19	16.4	1.3	0.4	0.68	0.3	0.06	2.9	10	20	11	11	4	23										
Mays	33	11	1	2	2	0	19	7.9	0.9	0.6	0.25	0.4	0.00	2.9	7	11	4	4	11	7										
Johnson	25	8	5	1	1	0	12	5.5	1.2	0.1	0.14	0.4	0.09	2.4	6	12	4	4	11	7										
Stephenson	23	3	2	1	1	0	2	11.6	2.5	1.8	0.00	0.7	0.00	1.8	6	21	10	12	15	14										
S. Hill	22	2	2	1	1	0	6	10.7	1.8	0.9	0.31	0.1	0.15	0.6	4	8	3	3	3	13										
Cooper	12	2	0	1	0	0	3	3.0	0.4	0.4	0.00	0.4	0.00	0.5	1	4	0	2	2	3										
Barber	6	0	0	0	0	0	0	4.3	0.0	0.0	0.00	0.3	0.00	0.0	0	2	0	0	0	0										
Wright	6	0	0	0	0	0																								

HIGH GAMES

C - Career High / T - Ties Career High

PLAYER	MINUTES	FIELD GOALS	FREE THROWS	REBOUNDS		TOTAL	ASSISTS	STEALS	TURNOVERS	BLOCKED SHOTS	POINTS
				OFFENSIVE	DEFENSIVE						
Cat Barber	7C Dec. 29 at CHI	0C	0C	1C Dec. 29 at CHI	1C Dec. 29 at CHI	2C Dec. 29 at CHI	1C Dec. 29 at CHI	0C	1C Dec. 25 at NYK	0C	0C
Bogdan Bogdanovic	41 Dec. 22 vs. CHI	11 (2) Mar. 22 at NYK	8 Mar. 28 at IND	3 Mar. 28 at IND	8T Apr. 5 at TOR	9T Apr. 5 at TOR	7 (2) Apr. 10 at HOU	4T (2) Feb. 15 vs. CLE	4 Feb. 3 vs. PHO	2 (3) Mar. 7 at DET	32 Mar. 22 at NYK
Chaundee Brown Jr.	32C Dec. 29 at CHI	5C Dec. 29 at CHI	3C Dec. 29 at CHI	1C Dec. 29 at CHI	9C Dec. 27 vs. CHI	9C Dec. 27 vs. CHI	3C Dec. 29 at CHI	2C Dec. 27 vs. CHI	0	0T	16C Dec. 29 at CHI
John Collins	41 Dec. 22 vs. ORL	14 Oct. 28 at WAS	11C Nov. 15 vs. ORL	7 Oct. 27 at NOP	14 Feb. 6 at DAL	18 Feb. 6 at DAL	6T Nov. 1 vs. WAS	3 Jan. 30 vs. LAL	4 (2) Nov. 22 vs. MIA	5T Nov. 22 vs. OKC	31 Dec. 5 vs. CHA
Sharife Cooper	12C Dec. 22 vs. ORL	1C Jan. 7 at LAL	0C	0C	2C Jan. 7 at LAL	2C Jan. 7 at LAL	2C Nov. 15 vs. ORL	0C	1C Jan. 7 at LAL	0C	3C Jan. 7 at LAL
Gorgui Dieng	23 Dec. 22 vs. ORL	5 Dec. 27 vs. CHI	4 Dec. 23 at PHI	4 (2) Oct. 30 at PHI	8 Oct. 25 vs. DET	12 Oct. 25 vs. DET	5 Dec. 25 at NYK	1 (11) Mar. 3 vs. CHI	2 (3) Feb. 8 vs. IND	2 (3) Dec. 13 vs. HOU	12 (2) Dec. 27 vs. CHI
Danilo Gallinari	41 Mar. 20 vs. NOP	11 (2) Apr. 6 vs. WAS	8 (2) Nov. 24 at SAS	4 (2) Feb. 11 vs. SAS	9 (2) Jan. 26 vs. SAS	11 Jan. 3 at POR	5 Mar. 13 vs. IND	3 (3) Nov. 20 vs. CHA	3 (2) Nov. 8 at GSW	1 (12) Apr. 10 at HOU	27 Mar. 20 vs. NOP
Malcolm Hill	29 Dec. 29 at CHI	5C Dec. 29 at CHI	4C Dec. 27 vs. CHI	1 (2) Dec. 29 at CHI	2 (2) Dec. 29 at CHI	3 (2) Dec. 29 at CHI	1 Dec. 29 at CHI	3C Dec. 29 at CHI	0	1T Dec. 29 at CHI	13C Dec. 29 at CHI
Solomon Hill	22 Nov. 9 at UTA	2 Oct. 23 at CLE	0	2 Nov. 27 vs. NYK	3 (2) Nov. 9 at UTA	4 Nov. 9 at UTA	3 Nov. 9 at UTA	2 Oct. 21 v. DAL	1 Oct. 25 vs. ORL	1 (2) Nov. 15 vs. ORL	6 Oct. 23 at CLE
Kevin Huertel	39 (2) Jan. 31 vs. TOR	11T Nov. 9 at UTA	4 (2) Mar. 31 vs. CLE	2 (3) Jan. 17 vs. MIL	11 Jan. 5 at SAC	11 Jan. 5 at SAC	7 Mar. 18 vs. MEM	3 (3) Apr. 8 at MIA	5 Mar. 22 at NYK	2T (5) Mar. 22 at NYK	28 (2) Dec. 5 vs. CHA
DeAndre Hunter	38 (2) Feb. 26 vs. TOR	10 Nov. 3 at BKN	7 (3) Mar. 4 at WAS	3T (2) Apr. 5 at TOR	10 Jan. 21 vs. MIA	10 (2) Apr. 2 vs. BKN	4 (2) Feb. 26 vs. TOR	3 (2) Mar. 25 vs. GSW	4 Nov. 3 at BKN	3C Jan. 14 at MIA	26 (2) Mar. 4 at WAS
Wes Iwundu	43C Dec. 31 at CLE	5 Dec. 31 at CLE	3 Dec. 29 at CHI	2 Dec. 23 at PHI	5 Dec. 31 at CLE	6 Dec. 31 at CLE	0	1 Dec. 29 at CHI	1 Dec. 23 at PHI	0	12 Dec. 31 at CLE

HIGH GAMES, CONT.

C - Career High / T - Ties Career High

PLAYER	MINUTES	FIELD GOALS	FREE THROWS	REBOUNDS		TOTAL	ASSISTS	STEALS	TURNOVERS	BLOCKED SHOTS	POINTS
				OFFENSIVE	DEFENSIVE						
Jalen Johnson	29C Mar. 23 at DET	6C Mar. 28 at IND	2C (2) Dec. 22 vs. ORL	2C Mar. 23 at DET	7C Dec. 25 at NYK	7C (2) Mar. 23 at DET	1C (3) Dec. 29 at IND	1C (3) Mar. 28 at IND	3C Mar. 28 at IND	1C (2) Mar. 28 at IND	12C Mar. 28 at IND
Kevin Knox II	18 Mar. 30 at OKC	6 Mar. 30 at OKC	3 Feb. 16 at ORL	3 Feb. 16 at ORL	3 Jan. 23 at OHA	5 Feb. 16 at ORL	1 (7) Mar. 18 vs. MEM	1 (2) Mar. 30 at OKC	1 (2) Jan. 28 vs. BOS	1 Mar. 30 at OKC	17 Mar. 30 at OKC
Timothe Lwawu-Cabaort	39 Dec. 5 vs. CHA	8T Dec. 6 at MIN	5 (2) Mar. 31 vs. CLE	3 Dec. 10 vs. BKN	5 Mar. 18 vs. MEM	5 Mar. 18 vs. MEM	3 (3) Mar. 30 at OKC	2 Mar. 28 at IND	2 (4) Mar. 5 vs. GSW	2T Dec. 5 vs. CHA	23 Dec. 6 at MIN
Skyler Mays	33C Dec. 23 at PHI	7T Dec. 31 at CLE	3 Oct. 30 at PHI	4C Dec. 23 at PHI	7C Dec. 23 at PHI	11C Dec. 23 at PHI	3 (2) Dec. 29 at PHI	2T (3) Jan. 3 at POR	2T Feb. 16 at ORL	0	19 Dec. 31 at CLE
Clint Capela	40 Dec. 31 at CLE	11 (2) Nov. 28 at IND	5 Nov. 4 vs. UTA	11 Dec. 31 at CLE	16 Nov. 27 vs. NYK	23 Dec. 31 at CLE	4 (4) Feb. 3 vs. PHO	5C Nov. 24 at SAS	3 (2) Feb. 11 vs. SAS	4 (2) Dec. 31 at CLE	23 Nov. 26 at MEM
Onyeka Okongwu	38C Jan. 9 at LAL	8 Jan. 30 vs. LAL	7C Jan. 19 vs. MIN	7C Mar. 13 vs. IND	9T Mar. 30 at OKC	13 Mar. 30 at OKC	5C Feb. 24 at CHI	3T Feb. 6 at DAL	3T (4) Feb. 3 at BOS	5C Jan. 9 vs. MIN	18 Jan. 26 vs. SAC
Cameron Oliver	25 Dec. 31 at CLE	6 Dec. 29 at CHI	1T (2) Dec. 31 at CLE	2 Dec. 29 at CHI	2 (2) Dec. 31 at CLE	4 Dec. 29 at CHI	2T Dec. 31 at CLE	1T Dec. 31 at CLE	0	1 Dec. 29 at CHI	13 Dec. 29 at CHI
Cam Reddish	42C Dec. 22 vs. ORL	11T (2) Dec. 27 vs. CHI	6 Dec. 22 vs. ORL	4C Nov. 14 vs. MIL	6 Dec. 25 at NYK	6 (3) Dec. 25 at NYK	4 Dec. 22 vs. ORL	4 Nov. 4 vs. UTA	4 (3) Dec. 29 at CHI	2 (2) Dec. 27 vs. CHI	34C Dec. 22 vs. ORL
Lance Stephenson	29 Dec. 22 vs. ORL	1 (6) Dec. 31 at CLE	1 Dec. 22 vs. ORL	1 Dec. 22 vs. ORL	7 Dec. 22 vs. ORL	8 Dec. 22 vs. ORL	5 Dec. 22 vs. ORL	0	1 (4) Dec. 31 at CLE	0	2 (9) Dec. 31 at CLE
Lou Williams	32 Dec. 31 at CLE	6 Mar. 7 at DET	7 Dec. 31 at CLE	3T Nov. 27 vs. NYK	4 (2) Mar. 28 at IND	6 Nov. 27 vs. NYK	6 Jan. 31 vs. TOR	3 Mar. 14 vs. POR	5 Dec. 3 vs. PHI	1 (3) Jan. 31 vs. TOR	15 Jan. 26 vs. SAC
DeLon Wright	40 Jan. 5 at SAC	8 Dec. 25 at NYK	7 Nov. 8 at GSW	3 (2) Dec. 22 vs. ORL	6 Feb. 16 at ORL	7 (2) Feb. 15 vs. CLE	7 Jan. 31 vs. TOR	5 Mar. 18 vs. MEM	4 Dec. 22 at NYK	2 (2) Mar. 28 at IND	20 Dec. 25 at NYK
Trae Young	42 Dec. 31 at CLE	17T (2) Feb. 18 vs. TOR	15 Jan. 3 at PO	5C Dec. 10 vs. BKN	9 Jan. 7 at LAL	9 (3) Jan. 3 vs. BOS	16 Mar. 28 at IND	4 Jan. 26 vs. SAC	9T Jan. 7 at LAL	1 (7) Mar. 9 at MIL	56C Jan. 23 at POR

GAME BY GAME RESULTS

Date	Opponent	RESULTS		RECORDS			HIGH SCORERS		
		W-L	Score	Home	Road	Total	Attendance	Atlanta	Opponent
10-21	DALLAS	W	113-87	1-0		1-0	17,162	Reidish/20	Donicic/18
10-23	@ Cleveland	L	95-101	1-1		1-1	16,846	Young/24	Rubio/23
10-25	DETROIT	W	122-104	2-0		2-0	14,209	Young/32	Bey/Olynyk/21
10-27	@ New Orleans	W	102-99	3-1		3-1	15,541	Young/31	Graham/21
10-28	@ Washington	L	111-122	2-0		2-0	13,653	Collins/28	Bael/27
10-30	@ Philadelphia	L	94-122	1-3		3-3	20,031	Reidish/16	Harris/22
11-1	WASHINGTON	W	118-111	3-0		4-3	14,632	Young/26	Bael/24
11-3	@ Brooklyn	L	106-117	4-4		4-4	17,323	Hunter/26	Durant/32
11-4	UTAH	L	98-116	3-1		4-5	16,590	Young/21	Clarkson/30
11-6	@ Phoenix	L	117-121	1-5		4-6	15,412	Young/31	Booker/38
11-8	@ Golden State	L	113-127	1-6		4-7	18,064	Young/28	Curry/50
11-9	@ Utah	L	96-110	1-7		4-8	18,306	Huerter/28	Mitchell/27
11-12	@ Denver	L	96-105	1-8		4-9	16,849	Young/30	Gordon/23
11-14	MILWAUKEE	W	120-100	4-1		5-9	16,901	Young/42	G. Ante/26
11-15	ORLANDO	W	129-111	5-1		6-9	13,061	Young/29	Anthony/29
11-15	BOSTON	W	110-99	6-1		7-9	16,445	Collins/20	Tatum/34
11-17	CHARLOTTE	W	115-105	7-1		8-9	17,320	Capela/20	Bridges/35
11-20	OKLAHOMA CITY	W	113-101	8-1		9-9	15,806	Young/30	Two w/15
11-22	@ San Antonio	W	124-106	2-8		10-9	13,161	Young/31	Forbes/23
11-24	@ Memphis	W	132-100	3-8		11-9	16,622	Young/31	Konchar/17
11-26	NEW YORK	L	90-99	8-2		11-10	17,287	Young/33	Burks/23
12-1	@ Indiana	W	114-111	8-3		12-10	12,656	Young/33	Brogdon/27
12-3	PHILADELPHIA	L	96-98	8-4		12-11	17,092	Young/25	Embiid/28
12-5	CHARLOTTE	L	127-130	8-4		12-12	16,383	Collins/31	Bridges/32
12-6	@ Minnesota	W	121-110	8-5		13-12	15,736	Young/29	Towns/31
12-10	BROOKLYN	L	105-113	8-5		13-13	17,074	Young/31	Durant/31
12-13	HOUSTON	L	126-132	8-6		13-14	14,456	Young/41	Gordon/32
12-15	@ Orlando	W	111-99	8-7		14-14	13,576	Young/28	M. Wagner/19
12-17	DEWER	L	115-133	8-8		14-15	16,114	Young/26	Hyland/24
12-22	ORLANDO	L	98-104	8-8		14-16	15,289	Reidish/34	F. Wagner/25
12-23	@ Philadelphia	W	98-96	7-8		15-16	20,408	Reidish/18	Embiid/23
12-25	@ New York	L	87-101	7-9		15-17	19,812	Wright/Collins/20	Randle/25
12-27	CHICAGO	L	118-130	8-9		15-18	17,049	Reidish/33	DeRozan/35
12-29	@ Chicago	L	117-131	8-9		15-19	21,372	Young/26	LaVine/25
12-31	@ Cleveland	W	121-118	8-10		16-19	17,745	Young/35	Lowe/35
1-3	@ Portland	L	131-136	8-11		16-20	15,091	Huerter/25	Smorns/43
1-5	@ Sacramento	W	108-102	9-11		17-20	13,104	Young/25	Fox/30
1-7	@ LA Lakers	L	118-134	9-12		17-21	18,997	Bogdanovic/Young/19	James/32
1-9	@ LA Clippers	L	93-106	9-13		17-22	14,836	Collins/16	Coffey/21
1-12	MAMI	L	91-115	8-10		17-23	15,355	Young/24	Herro/21
1-14	@ Miami	L	118-124	8-10		17-24	19,600	Young/24	Herro/24

GAME BY GAME RESULTS

Date	Opponent	RESULTS		RECORDS			HIGH SCORERS		
		W-L	Score	Home	Road	Total	Attendance	Atlanta	Opponent
1-15	NEW YORK	L	108-117	8-11		17-25	16,414	Young/29	Barrett/26
1-17	MILWAUKEE	W	121-114	9-11		18-25	16,903	Young/30	Middleton/34
1-19	MINNESOTA	W	134-122	10-11		19-25	15,199	Young/37	Russell/31
1-21	MAMI	W	110-108	11-11		20-25	16,385	Young/28	Adebayo/21
1-23	@ Charlotte	W	113-91	12-11	10-14	21-25	15,822	Young/30	Bail/Bridges/19
1-26	SACRAMENTO	W	121-104	13-11		22-25	15,060	Bogdanovic/Okongwu/18	Barnes/28
1-28	BOSTON	W	108-92	14-11		23-25	16,932	Collins/Young/21	Brown/26
1-30	LA LAKERS	W	129-121	15-11		24-25	17,391	Monk/33	Mont/33
1-31	TORONTO	L	100-106	14-12		24-26	14,168	Huerter/26	Trent/31
2-3	PHOENIX	W	124-115	15-12		25-26	16,958	Young/43	Booker/32
2-4	@ Toronto	L	114-125	10-15		25-27	----	Hunter/Collins/23	Siakam/33
2-6	@ Dallas	L	94-103	10-16		25-28	19,887	Collins/22	Two w/22
2-8	INDIANA	W	133-112	16-12		26-28	14,265	Young/34	Duarte/25
2-11	SAN ANTONIO	L	121-136	16-13		26-29	17,234	Bogdanovic/23	Two w/22
2-13	@ Boston	L	95-105	17-13		27-30	19,156	Tatum/38	Tatum/38
2-15	CLEVELAND	W	124-116	17-13		27-30	15,947	Garland/30	Garland/30
2-16	@ Orlando	W	130-109	11-17		28-30	14,398	Bogdanovic/23	Anthony/23
2-24	@ Chicago	L	108-112	11-18		28-31	21,236	Bogdanovic/27	DeRozan/37
2-26	TORONTO	W	127-100	18-13		29-31	17,870	Young/41	VanVleet/24
3-1	@ Boston	L	96-107	11-19		29-32	19,156	Young/31	Tatum/33
3-3	CHICAGO	W	130-124	19-13		30-32	17,522	Young/39	Two w/22
3-4	@ Washington	W	117-114	12-19		31-32	15,927	Hunter/26	Cald.-Pope/28
3-7	@ Detroit	L	110-113 (OT)	12-20		31-33	14,942	Bogdanovic/22	Cunning/28
3-11	@ Milwaukee	L	115-124	12-21		31-34	17,341	Young/27	G. Ante/43
3-13	INDIANA	W	112-106	20-13		32-34	16,862	Young/47	Two w/24
3-14	PORTLAND	W	131-128	21-13		33-34	17,038	Young/27	Two w/25
3-16	@ Charlotte	L	106-116	22-13		34-34	16,432	Young/46	Har/31
3-18	MEMPHIS	W	120-105	23-13		34-35	16,648	Hunter/21	Bail/22
3-20	NEW ORLEANS	L	112-117	23-14		35-35	18,062	Bogdanovic/30	Moran/29
3-22	@ New York	W	117-111	13-22		36-36	17,123	Gallinari/27	Valanciunas/26
3-23	@ Detroit	L	101-122	13-23		36-37	16,212	Young/21	Barrett/30
3-25	GOLDEN STATE	W	121-110	24-14		37-37	17,724	Young/33	Grant/21
3-28	@ Indiana	W	132-123	14-23		38-37	14,212	Bogdanovic/29	Thompson/37
3-30	@ Oklahoma City	W	136-118	15-23		39-37	15,595	Young/41	Hlad/26
3-31	CLEVELAND	W	131-107	25-14		40-37	17,491	Osman/21	Waters/26
4-2	BROOKLYN	W	122-115	26-14		41-37	18,126	Durant/31	Osman/21
4-5	@ Toronto	L	108-118	15-24		41-38	19,800	Young/26	Siakam/31
4-6	WASHINGTON	W	118-103	27-14		42-38	17,381	Porzingis/26	Porzingis/26
4-8	@ Miami	L	109-113	15-25		42-39	19,993	Young/30	Adebayo/24
4-10	@ Houston	W	130-114	16-25		43-39	18,055	Young/28	Green/41

GAME BY GAME / QUARTER BY QUARTER RESULTS

ATLANTA'S TOTALS ARE LISTED FIRST UNDER QUARTER SEQUENCE

Game	Date	Opponent	1st	2nd	3rd	4th	OT	2 OT	3 OT/4 OT	Final	W-L
1	10-21-21	DALLAS	22-20	29-24	20-15	27-23				113-87	1-0
2	10-23-21	@ Cleveland	27-24	28-28	23-18	23-18				95-101	1-1
3	10-25-21	DETROIT	28-18	34-36	33-25	27-25				122-104	2-1
4	10-27-21	@ New Orleans	19-33	34-26	31-18	18-22				102-99	3-1
5	10-28-21	@ Washington	32-33	23-31	31-36	25-22				111-122	3-2
6	10-30-21	@ Philadelphia	15-28	31-32	23-29	25-33				94-122	3-3
7	11-01-21	WASHINGTON	34-23	29-37	21-17	34-34				118-111	4-3
8	11-03-21	@ Brooklyn	28-35	31-26	20-34	29-22				108-117	4-4
9	11-04-21	UTAH	16-15	24-24	34-36	24-41				98-116	4-5
10	11-06-21	@ Phoenix	26-25	32-34	40-27	19-35				117-121	4-6
11	11-08-21	@ Golden State	34-32	31-29	20-41	28-15				113-127	4-7
12	11-09-21	@ Utah	28-30	22-32	30-33	18-15				98-110	4-8
13	11-12-21	@ Denver	25-32	21-17	23-30	27-26				96-105	4-9
14	11-14-21	MILWAUKEE	32-24	26-20	31-33	31-23				120-100	5-9
15	11-15-21	ORLANDO	30-31	30-25	33-28	36-27				129-111	6-9
16	11-17-21	BOSTON	30-29	28-20	33-28	19-22				110-99	7-9
17	11-20-21	CHARLOTTE	25-21	35-27	29-29	26-28				115-105	8-9
18	11-22-21	OKLAHOMA CITY	32-27	34-33	27-11	20-30				113-101	9-9
19	11-24-21	@ San Antonio	27-27	38-31	38-25	21-23				124-106	10-9
20	11-26-21	@ Memphis	29-21	33-27	43-18	27-34				132-100	11-9
21	11-27-21	NEW YORK	27-28	23-23	24-34	16-14				90-99	11-10
22	12-01-21	@ Indiana	38-29	27-28	23-31	27-23				114-111	12-10
23	12-03-21	PHILADELPHIA	22-31	30-13	35-34	9-20				96-98	12-11
24	12-05-21	CHARLOTTE	30-30	31-38	31-31	35-31				127-130	12-12
25	12-06-21	@ Minnesota	33-24	28-24	35-30	25-32				121-110	13-12
26	12-10-21	BROOKLYN	26-26	29-26	36-37	14-24				105-113	13-13
27	12-13-21	HOUSTON	38-28	31-30	32-30	25-44				126-132	13-14
28	12-15-21	@ Orlando	27-25	37-25	29-23	18-26				111-99	14-14
29	12-17-21	DENVER	26-29	28-43	33-34	28-27				115-133	14-15
30	12-22-21	ORLANDO	20-22	17-25	24-23	37-34				98-104	14-16
31	12-23-21	@ Philadelphia	32-18	19-33	28-24	19-21				98-96	15-16
32	12-25-21	@ New York	21-30	30-31	15-20	21-20				87-101	15-17
33	12-27-21	CHICAGO	36-31	27-38	24-29	31-32				118-130	15-18
34	12-29-21	@ Cleveland	36-38	17-36	34-30	30-27				117-131	15-19
35	12-31-21	@ Cleveland	25-32	26-34	40-22	30-30				121-118	16-19
36	01-03-22	@ Portland	32-36	33-34	40-30	26-36				131-136	16-20
37	01-05-22	@ Sacramento	33-24	21-21	24-30	30-27				108-102	17-20
38	01-07-22	@ LA Lakers	28-34	33-30	26-37	31-33				118-134	17-21
39	01-09-22	@ LA Clippers	23-31	30-28	20-27	20-20				93-106	17-22
40	01-12-22	MIAMI	27-21	24-35	16-30	24-29				91-115	17-23
41	01-14-22	@ Miami	30-40	40-24	29-30	19-30				118-124	17-24

GAME BY GAME / QUARTER BY QUARTER RESULTS

ATLANTA'S TOTALS ARE LISTED FIRST UNDER QUARTER SEQUENCE

Game	Date	Opponent	1st	2nd	3rd	4th	OT	2 OT	3 OT/4 OT	Final	W-L
42	01-15-22	NEW YORK	28-31	23-34	26-20	31-32				108-117	17-25
43	01-17-22	MILWAUKEE	17-26	33-36	33-26	38-26				121-114	18-25
44	01-19-22	MINNESOTA	26-42	35-31	45-20	28-29				134-122	19-25
45	01-21-22	MIAMI	31-30	29-21	28-23	22-34				110-108	20-25
46	01-23-22	@ Charlotte	30-22	25-22	30-22	28-25				113-91	21-25
47	01-26-22	SACRAMENTO	21-33	46-17	27-24	27-30				121-104	22-25
48	01-28-22	BOSTON	32-20	30-27	18-30	28-15				108-92	23-25
49	01-30-22	LA LAKERS	34-33	28-38	29-30	38-20				129-121	24-25
50	01-31-22	TORONTO	24-25	33-23	15-32	28-26				100-106	24-26
51	02-03-22	PHOENIX	32-30	32-31	36-30	24-24				124-115	25-26
52	02-04-22	@ Toronto	28-39	31-21	27-36	28-29				114-125	25-27
53	02-06-22	@ Dallas	26-29	24-25	26-26	18-23				94-103	25-28
54	02-08-22	INDIANA	40-22	36-28	30-25	27-37				133-112	26-28
55	02-11-22	SAN ANTONIO	29-43	27-30	31-30	34-33				121-136	26-29
56	02-13-22	@ Boston	28-17	27-28	23-42	17-18				95-105	26-30
57	02-15-22	CLEVELAND	34-36	32-25	28-29	30-26				124-116	27-30
58	02-16-22	@ Orlando	37-25	35-28	32-29	26-27				130-109	28-30
59	02-24-22	@ Chicago	19-24	31-28	32-30	26-30				108-112	28-31
60	02-26-22	TORONTO	32-37	34-21	38-16	23-26				127-100	29-31
61	03-01-22	@ Boston	28-19	37-32	13-31	20-25				98-107	29-32
62	03-03-22	CHICAGO	29-35	27-28	34-29	40-32				130-124	30-32
63	03-04-22	@ Washington	33-25	35-34	25-25	24-30				117-114	31-32
64	03-07-22	@ Detroit	30-29	26-30	20-19	25-23	9-12			110-113	31-33
65	03-09-22	@ Milwaukee	26-37	28-31	32-25	29-31				115-124	31-34
66	03-11-22	LA CLIPPERS	33-24	27-35	30-26	22-21				112-106	32-34
67	03-13-22	INDIANA	37-28	40-31	28-33	26-36				131-128	33-34
68	03-14-22	PORTLAND	29-34	29-33	31-17	33-29				122-113	34-34
69	03-16-22	@ Charlotte	33-29	34-33	18-23	21-31				106-116	34-35
70	03-18-22	MEMPHIS	34-27	33-21	24-24	29-33				120-105	35-35
71	03-20-22	NEW ORLEANS	18-35	32-25	26-31	36-26				112-117	35-36
72	03-22-22	@ New York	30-34	34-24	27-34	30-22				117-111	36-36
73	03-23-22	@ Detroit	31-26	20-33	23-31	23-29				101-122	36-37
74	03-25-22	GOLDEN STATE	36-42	33-25	32-16	20-27				121-110	37-37
75	03-28-22	@ Indiana	44-30	30-33	28-27	30-33				132-123	38-37
76	03-30-22	@ Oklahoma City	42-24	43-34	30-31	21-29				136-118	39-37
77	03-31-22	CLEVELAND	36-28	30-25	34-22	31-32				131-107	40-37
78	04-02-22	BROOKLYN	28-30	37-20	29-37	28-28				122-115	41-37
79	04-05-22	@ Toronto	31-27	21-29	31-33	25-29				108-118	41-38
80	04-06-22	WASHINGTON	40-31	27-34	28-18	23-20				118-103	42-38
81	04-08-22	@ Miami	22-24	39-32	26-35	22-22				109-113	42-39
82	04-10-22	@ Houston	35-24	38-35	29-32	28-23				130-114	43-39

HAWKS TEAM STATISTICS

2021-22 ATLANTA HAWKS TEAM STATISTICS

OPPONENT	Fgs	Pct.	3FGs	Pct.	Fts	Pct.	Off-Def-REB	A	PF	ST	TO	B	Pts
DALLAS	45-94	.479	15-35	.429	8-9	.889	6-49-55	31	16	8	13	3	113
@Cleveland	38-99	.384	10-34	.294	9-15	.600	17-37-54	20	23	5	9	3	104
DETROIT	46-90	.511	12-32	.375	18-21	.857	10-39-49	24	19	4	16	3	122
@New Orleans	40-96	.417	8-30	.267	14-17	.824	21-34-55	21	14	11	4	4	102
@Washington	48-88	.545	6-21	.286	9-14	.643	6-37-43	26	16	6	13	3	111
@Philadelphia	36-95	.379	8-22	.364	14-19	.737	20-29-49	24	17	6	19	1	94
WASHINGTON	38-83	.488	13-34	.382	29-29	1.000	13-34-47	24	17	9	11	5	118
@Brooklyn	41-94	.436	13-35	.371	13-15	.867	12-40-52	23	16	8	14	4	98
UTAH	35-82	.427	7-28	.250	21-26	.808	5-27-32	18	24	11	9	4	108
@Phoenix	42-97	.433	13-33	.394	20-23	.870	14-36-50	18	16	3	12	1	117
@Golden State	38-82	.463	17-43	.395	20-26	.769	3-32-35	21	16	6	18	2	113
@Utah	37-85	.435	18-35	.514	6-10	.600	6-26-32	22	18	6	13	5	98
@Denver	38-93	.409	5-28	.179	15-21	.714	14-36-50	20	20	2	8	5	96
MILWAUKEE	47-94	.485	15-35	.429	11-13	.846	15-36-51	21	19	6	13	1	120
ORLANDO	47-85	.553	14-30	.467	21-32	.656	9-37-46	32	17	10	7	129	129
BOSTON	41-81	.506	13-37	.351	15-18	.833	6-34-40	28	17	9	14	4	110
CHARLOTTE	43-82	.524	12-34	.353	17-21	.810	8-38-46	24	22	6	12	6	115
OKLAHOMA CITY	42-87	.483	14-34	.412	15-16	.938	8-36-44	25	16	6	8	6	113
@San Antonio	45-88	.511	12-26	.462	22-24	.917	8-36-44	26	11	10	11	5	124
@Memphis	52-89	.584	13-27	.481	15-21	.714	9-40-49	33	15	8	12	5	132
NEW YORK	33-93	.355	9-37	.243	15-20	.750	13-39-52	18	17	8	7	6	90
@Indiana	44-86	.512	16-33	.485	10-12	.833	7-34-41	24	15	4	13	8	114
PHILADELPHIA	31-76	.408	10-28	.357	24-30	.800	11-36-47	20	20	5	15	3	96
CHARLOTTE	48-93	.516	17-37	.459	14-18	.778	10-35-45	29	19	4	11	3	127
@Minnesota	40-90	.444	25-49	.510	16-19	.842	11-36-49	31	20	5	12	8	121
BROOKLYN	37-94	.394	11-34	.324	20-24	.833	16-33-49	21	19	10	15	3	105
HOUSTON	42-85	.494	15-39	.385	27-31	.871	6-32-40	20	26	9	12	6	126
ORLANDO	42-85	.494	11-31	.355	16-16	1.000	6-34-40	25	16	11	13	5	111
DENVER	41-88	.466	7-24	.292	26-34	.765	10-27-37	22	17	6	15	3	115
ORLANDO	32-80	.400	12-31	.387	22-29	.759	13-36-49	21	19	4	14	8	98
@Philadelphia	37-82	.451	7-24	.282	17-19	.895	11-35-46	20	19	5	16	4	98
@New York	33-87	.379	13-38	.342	8-14	.571	8-38-46	23	12	8	12	5	87
CHICAGO	40-89	.449	15-34	.441	23-26	.885	11-34-45	22	14	3	10	5	118
@Chicago	44-92	.478	11-26	.423	18-26	.692	10-27-37	26	17	6	11	3	117
@Cleveland	43-97	.443	16-38	.421	19-21	.905	14-30-44	23	23	8	2	4	121
@Portland	48-88	.545	14-41	.341	21-24	.875	9-30-39	31	24	6	13	1	131
@Sacramento	39-86	.453	8-30	.267	22-30	.733	10-36-48	20	14	8	10	5	108
@LA Lakers	43-96	.448	13-36	.361	19-27	.704	13-41-54	29	18	3	15	0	118
@LA Clippers	35-78	.449	7-26	.269	16-19	.842	6-33-39	19	14	6	13	2	93
MIAMI	31-82	.378	13-45	.289	16-23	.696	6-31-37	20	15	8	14	3	91
@Miami	38-79	.481	16-38	.421	26-30	.867	9-25-34	26	27	6	16	6	118

HAWKS TEAM STATISTICS, CONT.

OPPONENT	Fgs	Pct.	3FGs	Pct.	Fts	Pct.	Off-Def-REB	A	PF	ST	TO	B	Pts
NEW YORK	40-80	.500	16-44	.364	12-17	.706	4-27-31	23	20	5	9	5	108
MILWAUKEE	38-86	.442	15-36	.417	30-32	.938	10-36-46	25	18	7	13	8	121
MINNESOTA	45-86	.523	15-38	.395	29-33	.879	8-31-39	34	23	7	13	9	134
MIAMI	38-68	.559	14-33	.424	20-24	.833	6-30-36	26	17	3	18	1	110
@Charlotte	40-88	.455	15-39	.385	18-24	.750	7-38-45	25	22	12	10	6	113
SACRAMENTO	48-90	.533	12-36	.333	13-17	.765	6-42-48	29	18	9	9	2	121
BOSTON	41-89	.461	12-31	.387	14-20	.700	9-34-43	19	21	10	12	11	108
LA LAKERS	49-84	.583	10-31	.323	21-32	.656	8-37-45	31	21	7	12	0	129
TORONTO	37-81	.467	12-32	.375	14-16	.875	5-41-46	28	20	6	15	5	100
PHOENIX	44-84	.524	20-40	.500	16-22	.727	6-35-41	25	21	6	15	1	124
@Toronto	43-93	.462	9-29	.310	19-21	.905	13-27-40	27	16	12	9	4	114
@Dallas	37-95	.389	5-25	.200	15-16	.938	15-35-50	21	18	7	12	4	94
INDIANA	52-90	.578	17-33	.515	12-16	.750	10-33-43	36	26	8	16	7	133
SAN ANTONIO	47-103	.456	14-43	.326	13-15	.867	17-32-49	28	18	10	14	5	121
@Boston	34-93	.366	12-38	.316	15-15	1.000	11-37-48	18	22	6	13	3	95
CLEVELAND	45-90	.538	14-33	.424	24-27	.889	7-28-35	25	18	9	11	4	125
@Orlando	43-80	.500	18-33	.545	22-28	.786	13-34-47	23	20	7	11	6	130
@Chicago	41-97	.423	8-28	.286	18-27	.667	13-32-45	20	18	2	10	3	108
TORONTO	48-83	.578	13-31	.419	18-22	.818	5-40-45	27	19	8	12	8	127
@Boston	36-83	.434	7-31	.226	19-24	.792	5-32-37	15	20	8	10	4	98
CHICAGO	44-84	.524	18-40	.450	24-28	.857	8-25-33	26	15	6	6	3	130
@Washington	38-91	.418	13-36	.361	28-34	.824	13-26-39	18	16	6	4	5	117
@Detroit	42-93	.452	11-38	.289	15-22	.682	13-35-48	28	25	3	14	6	110
@Milwaukee	43-86	.500	11-38	.289	18-22	.828	7-37-44	26	20	6	9	3	115
LA CLIPPERS	43-90	.478	9-31	.280	17-19	.895	15-32-47	28	19	5	10	3	112
INDIANA	46-84	.548	17-38	.447	20-24	.917	9-27-36	27	21	9	12	3	131
PORTLAND	40-109	.367	12-48	.250	30-32	.938	17-32-49	28	15	13	4	6	122
@Charlotte	40-93	.430	13-37	.351	13-14	.929	12-31-43	28	23	6	13	2	106
MEMPHIS	45-91	.495	13-33	.464	17-21	.810	7-33-40	28	20	12	10	6	120
NEW ORLEANS	41-87	.471	10-32	.313	20-23	.870	7-33-40	22	22	7	16	4	112
@New York	40-81	.484	15-36	.417	22-27	.815	9-31-40	26	18	7	14	5	117
@Detroit	37-92	.402	14-44	.318	13-15	.867	10-31-40	21	17	8	14	3	101
GOLDEN STATE	46-89	.517	14-37	.378	15-19	.789	12-32-44	27	18	11	12	4	121
@Indiana	47-86	.547	17-35	.486	21-26	.808	13-27-44	32	19	11	15	4	132
@Oklahoma City	49-91	.538	18-39	.462	20-22	.909	6-37-43	28	19	10	13	4	136
CLEVELAND	45-91	.495	17-39	.436	24-28	.857	12-36-48	27	22	7	9	4	131
BROOKLYN	36-86	.419	13-41	.317	37-49	.755	10-44-54	18	18	10	7	4	122
WASHINGTON	43-92	.467	16-39	.378	16-19	.842	7-32-33	31	22	5	7	4	108
@Miami	42-88	.477	8-34	.235	17-19	.895	13-30-43	17	23	9	15	0	109
@Houston	45-87	.517	21-38	.553	19-24	.792	13-37-50	29	19	4	13	4	130

OPPONENTS' TEAM STATISTICS

OPPONENT	Fgs	Pct.	3FGs	Pct.	Fts	Pct.	Off-Def-REB	A	PF	ST	TO	B	Pts
DALLAS	31-93	.333	13-43	.302	12-13	.923	10-40-50	16	21	7	15	3	87
@Cleveland	37-89	.416	7-28	.250	20-27	.741	12-42-54	23	16	6	10	6	101
DETROIT	40-91	.440	9-33	.273	15-18	.833	11-25-36	26	15	5	14	6	104
@New Orleans	40-93	.430	11-36	.306	8-9	.889	9-35-44	24	19	7	10	6	99
@Washington	46-99	.465	13-34	.382	17-21	.810	14-37-51	26	16	6	9	4	122
@Philadelphia	46-86	.535	12-36	.316	18-19	.947	5-32-37	24	24	11	12	6	122
WASHINGTON	41-86	.477	13-39	.333	16-16	1.000	7-29-36	27	24	7	12	4	111
@Brooklyn	43-88	.489	22-48	.458	9-12	.750	7-35-42	34	18	7	16	8	117
UTAH	41-81	.506	17-41	.415	17-23	.739	8-38-46	30	20	6	17	4	116
@Phoenix	45-88	.511	14-43	.326	21-22	.810	5-37-42	26	22	8	12	6	121
@Golden State	44-92	.478	18-44	.409	17-22	.955	10-29-39	31	22	13	14	4	127
@Utah	41-81	.506	15-38	.395	13-16	.813	8-36-44	21	20	8	15	4	110
@Denver	40-90	.444	10-35	.286	15-20	.750	10-39-49	26	21	6	8	5	105
MILWAUKEE	38-84	.452	14-41	.341	10-16	.625	4-26-30	24	17	8	11	3	100
ORLANDO	43-95	.453	16-43	.372	9-14	.643	12-23-41	30	27	8	16	5	111
BOSTON	37-84	.440	11-41	.268	14-17	.824	12-30-42	24	17	9	14	2	99
CHARLOTTE	43-102	.422	10-40	.250	9-15	.600	20-31-51	26	22	6	10	2	105
OKLAHOMA CITY	39-97	.402	10-38	.263	13-14	.929	16-34-50	24	15	5	10	5	101
@San Antonio	43-100	.430	12-33	.364	8-10	.800	15-29-44	27	16	8	12	4	106
@Milwaukee	39-98	.388	17-40	.425	15-19	.789	16-34-50	22	17	9	8	5	110
MINNESOTA	46-93	.495	6-23	.261	15-16	.938	9-32-41	26	22	9	14	7	113
BROOKLYN	46-93	.495	6-23	.261	15-16	.938	9-32-41	26	22	9	14	7	113
HOUSTON	46-9	.479	19-46	.413	21-27	.775	12-33-45	27	24	8	11	5	132
@Orlando	35-90	.389	10-35	.286	19-21	.908	12-34-46	25	17	4	17	2	99
DENVER	50-86	.581	17-38	.447	16-18	.889	4-34-38	35	22	9	17	7	133
ORLANDO	38-85	.447	11-37	.297	17-23	.739	8-32-40	27	24	11	10	5	104
@Philadelphia	33-80	.413	6-27	.222	24-26	.923	8-30-38	20	13	8	8	7	96
@New York	38-85	.447	20-50	.400	5-12	.417	9-41-50	28	13	6	10	6	101
CHICAGO	51-94	.543	18-37	.486	10-14	.714	9-35-44	29	19	5	10	6	130
@Chicago	52-84	.619	10-22	.455	17-22	.773	6-35-41	38	18	1	9	15	131
@Cleveland	48-84	.571	8-25	.320	14-24	.583	8-38-46	27	18	1	9	8	118
@Portland	47-89	.528	16-41	.393	24-28	.857	12-29-41	29	19	10	10	3	136
@Sacramento	38-90	.422	11-27	.407	15-20	.750	10-37-47	15	20	6	11	1	102
@LA Lakers	50-101	.495	17-41	.415	17-19	.895	8-39-47	37	26	14	8	4	134
@LA Clippers	44-92	.478	12-33	.364	6-7	.857	13-34-47	24	18	5	13	4	106
MIAMI	43-90	.478	16-45	.356	13-14	.929	10-44-54	28	20	7	15	4	115
@Miami	41-77	.532	14-30	.467	28-30	.933	9-28-37	30	27	6	16	5	124

OPPONENTS' TEAM STATISTICS, CONT.

OPPONENT	Fgs	Pct.	3FGs	Pct.	Fts	Pct.	Off-Def-REB	A	PF	ST	TO	B	Pts
NEW YORK	42-83	.506	13-31	.419	20-26	.769	11-35-44	24	20	2	11	0	117
MILWAUKEE	39-88	.443	16-38	.421	20-24	.833	9-33-42	21	28	8	13	4	114
MINNESOTA	42-97	.433	17-46	.370	21-29	.724	16-29-45	21	24	10	13	3	122
MIAMI	41-85	.482	15-40	.375	11-12	.917	11-22-33	30	22	8	15	1	108
@Charlotte	34-87	.391	4-36	.111	19-27	.704	11-43-54	23	24	6	16	6	91
SACRAMENTO	39-93	.419	12-40	.300	14-19	.737	10-32-42	23	20	6	12	3	104
BOSTON	30-86	.349	7-36	.194	25-27	.926	16-36-52	15	25	5	18	8	92
LA LAKERS	47-87	.540	15-35	.429	12-23	.522	6-32-38	29	24	5	13	2	121
TORONTO	38-89	.427	18-36	.500	12-17	.706	6-37-43	21	15	7	8	8	106
PHOENIX	46-88	.523	9-32	.281	14-18	.778	6-33-39	30	20	11	11	2	115
@Toronto	46-81	.568	17-27	.630	16-18	.889	8-37-45	29	18	7	17	4	125
@Dallas	38-88	.432	16-36	.444	11-13	.848	12-36-48	25	25	8	16	5	103
INDIANA	37-93	.388	10-31	.323	28-33	.648	18-25-43	22	16	10	13	4	112
SAN ANTONIO	50-90	.556	18-32	.563	18-21	.857	5-36-41	37	21	11	14	4	136
@Boston	36-85	.424	11-38	.289	22-27	.815	12-42-54	21	15	5	12	6	105
CLEVELAND	42-88	.511	16-41	.390	10-12	.833	14-25-39	30	23	8	13	3	116
@Orlando	45-88	.429	13-41	.317	12-13	.923	12-33-45	23	19	3	13	5	109
@Chicago	41-84	.488	8-27	.286	22-27	.815	6-37-43	16	20	5	9	8	112
TORONTO	38-95	.400	10-32	.313	14-19	.737	11-31-42	25	26	5	13	2	100
@Boston	39-83	.470	11-35	.314	18-19	.947	11-36-47	27	20	4	14	8	107
CHICAGO	52-88	.591	14-26	.538	6-7	.857	5-27-32	30	19	5	14	2	124
@Washington	46-85	.541	14-29	.483	8-9	.889	7-34-41	37	29	2	14	7	114
@Detroit	43-93	.482	12-33	.364	15-23	.652	15-32-47	27	27	7	14	2	113
@Milwaukee	47-94	.500	12-35	.343	18-23	.783	11-39-50	24	19	7	14	2	124
LA CLIPPERS	40-82	.488	12-32	.375	14-17	.824	6-30-36	22	20	7	12	3	106
INDIANA	46-89	.517	15-35	.429	21-26	.808	15-28-43	23	21	4	15	4	128
PORTLAND	44-88	.500	10-24	.417	15-21	.714	11-45-56	25	25	7	21	9	113
@Charlotte	43-87	.494	11-35	.314	19-23	.826	11-32-43	30	18	8	9	8	116
MEMPHIS	40-86	.465	8-22	.364	17-23	.739	15-33-48	18	18	6	17	10	105
NEW ORLEANS	43-96	.448	7-21	.333	24-27	.889	18-36-54	22	23	12	16	1	117
@New York	42-86	.488	13-34	.382	14-26	.538	14-27-41	20	23	10	14	4	122
@Detroit	44-88	.500	12-33	.364	22-25	.880	9-45-54	30	19	10	16	4	111
GOLDEN STATE	43-90	.478	14-41	.341	10-13	.769	14-33-47	27	22	7	14	6	123
@Indiana	45-87	.517	17-36	.472	16-18	.889	8-20-28	32	22	4	14	6	123
@Oklahoma City	41-87	.471	17-41	.415	19-27	.704	10-32-42	31	17	5	18	2	118
CLEVELAND	39-90	.433	7-30	.233	22-28	.786	15-32-47	19	20	6	14	5	107
BROOKLYN	42-99	.424	17-37	.459	14-19	.737	10-42-52	17	23	5	13	5	115
@Toronto	44-101	.436	9-35	.287	21-31	.677	20-40-60	20	14	6	8	5	103
WASHINGTON	42-86	.488	10-35	.286	9-11	.818	6-38-44	26	17	4	14	4	103
@Miami	40-72	.556	11-26	.423	22-28	.786	4-29-33	20	17	9	17	1	113
@Houston	41-89	.461	17-46	.370	15-20	.750	6-28-34	24	19	4	8	4	114

MISCELLANEOUS NUMBERS

HAWKS SEASON SUPERLATIVES

ATL FGM HIGH 42 two times 49 two times 48 five times	ATL FGM LOW 31 two times 32 v/ORL, 12-22 33 two times	ATL FGA HIGH 109 v/POR, 3-14 103 v/SAS, 2-11 99 @CLE, 10-23	ATL FGA LOW 68 v/MIA, 1-21 76 v/PHI, 12-3 78 @LAC, 1-9
ATL FG% HIGH .584 (52-89) @MEM, 11-26 .583 (49-84) v/LAL, 1-30 .578 two times	ATL FG% LOW .355 (33-93) v/NYK, 11-27 .366 (34-93) @BOS, 2-13 .367 (40-109) v/POR, 3-14	ATL FT% HIGH 1.000 three times .938 four times .929 (13-14) @CHA, 3-16	ATL FT% LOW .571 (8-14) @NYK, 12-25 .600 two times .643 (9-14) @WAS, 10-28
ATL FTM HIGH 37 v/BKN, 4-2 30 two times 29 two times	ATL FTM LOW 6 @UTA, 11-9 8 three times 9 two times	ATL FTA HIGH 49 v/BKN, 4-2 34 two times 33 v/MIN, 1-19	ATL FTA LOW 9 v/DAL, 10-21 10 @UTA, 11-9 12 two times
ATL HIGH REBS 55 two times 54 three times 52 two times	ATL LOW REBS 31 v/NYK, 1-15 32 two times 33 v/CHI, 3-3	ATL HIGH ASSTS 36 v/IND, 2-8 34 v/MIN, 1-19 33 @MEM, 11-26	ATL LOW ASSTS 15 @BOS, 3-1 17 @MIA, 4-8 18 six times
ATL HIGH STLS 14 @LAL, 1-7 13 @GSW, 11-8 12 two times	ATL LOW STLS 1 @CLE, 12-31 2 two times 3 @ORL, 2-16	ATL HIGH TOs 19 @PHI, 10-30 18 two times 16 five times	ATL LOW TOs 2 @CLE, 12-31 4 two times 6 two times
ATL HIGH PTS 136 @OKC, 3-30 134 v/MIN, 1-19 133 v/IND, 2-8	ATL LOW PTS 87 @NYK, 12-25 90 v/NYK, 11-27 91 v/MIA, 1-12	ATL HIGH 3FGM 25 @MIN, 12-6 21 @HOU, 4-10 20 v/PHO, 2-3	ATL LOW 3FGM 5 two times 6 @WAS, 10-28 7 five times

OPPONENTS SEASON SUPERLATIVES

OPP FGM HIGH 52 two times 51 v/CHI, 3-3 50 three times	OPP FGM LOW 30 v/BOS, 1-28 31 v/DAL, 10-21 33 @PHI, 12-23	OPP FGA HIGH 102 v/CHA, 11-20 101 two times 100 @SAS, 11-24	OPP FGA LOW 72 @MIA, 4-8 77 @MIA, 1-14 80 @PHI, 12-23
OPP FG% HIGH .619 (52-84) @CHI, 12-29 .591 (52-88) v/CHI, 3-3 .581 (50-86) v/DEN, 12-17	OPP FG% LOW .333 (31-93) v/DAL, 10-21 .349 (30-86) v/BOS, 1-28 .389 (35-90) @ORL, 12-15	OPP FT% HIGH 1.000 (16-16) v/WAS, 11-1 .955 (21-22) @GSW, 11-8 .947 two times	OPP FT% LOW .417 (5-12) @NYK, 12-25 .522 (12-23) v/LAL, 1-30 .538 (14-26) @NYK, 3-22
OPP FTM HIGH 28 two times 25 v/BOS, 1-28 24 two times	OPP FTM LOW 5 @NYK, 12-25 6 two times 8 three times	OPP FTA HIGH 33 v/IND, 2-8 31 @TOR, 4-5 30 @MIA, 1-14	OPP FTA LOW 7 two times 9 two times 10 @SAS, 11-24
OPP HIGH REBS 60 @TOR, 4-5 56 v/POR, 3-14 54 six times	OPP LOW REBS 28 @IND, 3-28 30 v/MIL, 11-14 32 v/CHI, 3-3	OPP HIGH ASSTS 38 @CHI, 12-29 37 three times 35 v/DEN, 12-17	OPP LOW ASSTS 15 two times 16 two times 17 v/BKN, 4-2
OPP HIGH STLS 13 v/POR, 3-14 12 three times 11 six times	OPP LOW STLS 2 two times 3 five times 4 six times	OPP HIGH TOs 21 v/POR, 3-14 18 two times 17 six times	OPP LOW TOs 6 v/CHA, 12-5 8 six times 9 five times
OPP HIGH PTS 136 @OKC, 3-30 134 v/MIN, 1-19 133 v/IND, 2-8	OPP LOW PTS 87 @NYK, 12-25 90 v/NYK, 11-27 91 v/MIA, 1-12	OPP HIGH 3FGM 22 @BKN, 11-3 20 @NYK, 12-25 19 v/HOU, 12-13	OPP LOW 3FGM 4 @CHA, 1-23 6 two times 7 four times

MISCELLANEOUS NUMBERS, CONT

2021-22 SCORING BY QUARTERS

	1	2	3	4	OT	TOT	ATTENDANCE		
ATL	2402 (29.3)	2465 (30.1)	2341 (28.5)	2126 (25.9)	9 (9.0)	9343 (113.9)	HOME 2021-22 Last Year ROAD	GP 41 36 GP	AVERAGE 16,408 1,647 AVERAGE
OPP	2341 (28.5)	2349 (28.6)	2284 (27.9)	2229 (27.2)	12 (12.0)	9215 (112.4)	2021-22 Last Year	41 36	17,073 39,006

2021-22 SINGLE QUARTER HIGHS

	1	2	3	4		1	2	3	4
ATL	44 3-28	46 1-26	45 1-19	40 3-3	ATL	15 10-30	17 2x	13 3-1	9 12-3
OPP	43 2-11	43 12-17	42 2-13	44 12-13	OPP	14 11-4	13 12-3	11 11-22	14 11-27

2021-22 SINGLE QUARTER LOWS

BEST PERFORMANCES

56 Young at Portland (1-3)	Points	55 Durant vs. Brooklyn (4-2)
17 two times	FGM	19 Durant vs. Brooklyn (4-2)
31 Young at Portland (1-3)	FGA	32 Irving vs. Brooklyn (4-2)
1,000 (10-10), Capela at Portland (1-3)	FG%	.833 (10-12), Caldwell-Pope at Was. (3-4)
8 three times	3FGM	9 four times
15 two times	3FGA	19 Curry at Golden State (11-8)
15 Young at Portland (1-3)	FTM	13 Curry at Golden State (11-8)
15 two times	FTA	17 two times
1,000 Young, nine times	FT%	1,000 two times
11 Capela at Cleveland (12-31)	Offensive Rebounds	7 Hernangomez vs. NOP (3-20)
16 Capela vs. New York (11-27)	Defensive Rebounds	17 Vucevic at Chicago (12-29)
23 Capela at Cleveland (12-31)	Rebounds	20 Vucevic at Chicago (12-29)
16 Young at Indiana (3-28)	Assists	15 Murry vs. San Antonio (2-11)
5 two times	Steals	6 Okeke vs. Orlando (12-22)
9 Young at LA Lakers (1-7)	TO	8 Middleton vs. Milwaukee (1-17)
5 two times	Blocked Shots	5 two times

HAWKS HIGH MARKS

HAWKS		OPPONENT
136 at Oklahoma City (3-30)	Points	136 two times
52 two times	FGM	52 two times
109 vs. Portland (3-14)	FGA	102 vs. Charlotte (11-20)
.584 (52-89) at Memphis (11-26)	FG%	.619 (52-84) at Chicago (12-29)
25 at Minnesota (12-6)	3FGM	22 at Brooklyn (11-3)
49 at Minnesota (12-6)	3FGA	50 at New York (12-25)
37 vs. Brooklyn (4-2)	FTM	28 two times
49 vs. Brooklyn (4-2)	FTA	33 vs. Indiana (2-8)
1,000 three times	FT%	1,000 (16-16) vs. Washington (11-1)
21 at New Orleans (10-27)	Offensive Rebounds	20 two times
49 vs. Dallas (10-21)	Defensive Rebounds	45 two times
55 two times	Rebounds	60 at Toronto (4-5)
36 vs. Indiana (2-8)	Assists	38 at Chicago (12-29)
13 vs. Portland (3-14)	Steals	14 at LA Lakers (1-7)
19 at Philadelphia (10-30)	TO	21 vs. Portland (3-14)
11 vs. Boston (1-28)	Blocked Shots	10 vs. Memphis (3-18)
27 at Miami (1-14)	Personal Fouls	29 two times
70vs. Sacramento (1-26)	Bench Points	62 vs. Houston (12-13)

OPPONENTS HIGH MARKS

MISCELLANEOUS NUMBERS, CONT.

HAWKS RECORD BY MONTH

Oct/Nov	W	L	Pct.	Dec	W	L	Pct.	Jan	W	L	Pct.
Home	8	2	.800	Home	0	7	.000	Home	6	3	.667
Road	3	8	.273	Road	5	2	.714	Road	2	4	.333
Feb	W	L	Pct.	Mar	W	L	Pct.	Apr	W	L	Pct.
Home	4	1	.800	Home	7	1	.875	Home	2	0	1.000
Road	1	4	.200	Road	4	5	.444	Road	1	2	.333

HAWKS SEASON SUPERLATIVES

Player	Games Scoring In					Double Figure Games		Times Leading Team In		
	10-19	20-29	30-39	40-49	50+	Rebs	Assts	Pts*	Rebs*	Assts*
Barber										
Bogdanovic	33	13	2					8	1	4
Brown	1									
Capela	35	5			51			1	62	
Collins	25	19	1		17			9	10	2
Cooper										
Dieng	2				1				1	1
Gallinari	34	7			3			1	3	
M. Hill	1									
S. Hill										
Huerter	22	11						3	1	4
Hunter	29	11			2			4	1	
Iwundu	1									
Johnson	2									
Luwawu-Cabarrot	7	1								
Knox II	1									
Mays	3								1	
Okongwu	17				2			1	5	
Oliver	2									
Reddish	16	2	2					5		
Stephenson										1
Tillman										
Williams	9									
Wright	5	1						1	1	3
Young	13	28	25	9	1		42	55	1	72

*Also includes times tied for team lead in points, rebounds and/or assists.

MISCELLANEOUS NUMBERS, CONT.

HAWKS W/L RECORD WHEN...

When FG% is:	<40%: 1-8	40-49.9%: 20-26	50-59.9%: 22-5	>60%: 0-0
When OPP. FG% is:	<40%: 0-6	40-49.9%: 34-17	50-59.9%: 9-15	>60%: 0-1

When Leading After:	1st Qtr.: 29-13	2nd Qtr.: 35-12	3rd Qtr.: 38-6	
When Trailing After:	1st Qtr.: 13-24	2nd Qtr.: 7-27	3rd Qtr.: 5-31	
Tied After:	1st Qtr.: 1-2	2nd Qtr.: 1-0	3rd Qtr.: 0-2	4th Qtr.: 0-1

When More Rebounds than Opponent:	22-20	When Outrebounded:	19-17	Equal Rebounds:	2-2
When Better FG% Than Opponent:	33-6	When opp. FG% Is Better:	10-32	W/L When FG% Is Same:	0-1
When Better FT% Than Opponent:	29-20	When opp. FT% Is Better:	12-19	W/L When FT% Is Same:	2-0
When More FTM Than Opponent:	34-18	When opp. FTM Is More:	8-18	W/L When FTM Is Same:	1-3
When More FTA Than Opponent:	28-19	When opp. FTA Is More:	13-17	W/L When FTA Are Same:	2-3
Hawks Record in Back to Back Games:		1st Game: 10-6		2nd Game: 8-8	

OTHER MISCELLANEOUS NUMBERS

Most Hawks Points Scored at Half	85 at Oklahoma City (3-30)
Fewest Hawks Points Scored at Half	37 vs. Orlando (12-22)
Most Hawks Points in Second Half	74 vs. Chicago (3-3)
Fewest Hawks Points in Second Half	33 at Boston (3-1)
Most Opponent Points Scored at Half	74 at Chicago (12-29)
Fewest Opponent Points Scored at Half	39 vs. Utah (11-4)
Most Opponent Points in Second Half	77 vs. Utah (11-4)
Fewest Opponent Points in Second Half	38 vs. Washington (4-6)
Highest Hawks FG% at halftime	.659 (29-44) vs. Indiana (2-8)
Lowest Hawks FG% at halftime	.322 (19-59) vs. Portland (3-14)
Highest Opponent FG% at halftime	.714 (30-42) vs. LA Lakers (1-30)
Lowest Opponent FG% at halftime	.319 (15-47) vs. Dallas (10-21)
Highest Hawks Second Half FG%	.609 (28-46) at Memphis (11-26)
Lowest Hawks Second Half FG%	.316 (12-38) vs. Philadelphia (12-3)
Highest Opponent Second Half FG%	.632 (24-38) at Toronto (2-4)
Lowest Opponent Second Half FG%	.292 (14-48) vs. Oklahoma City (11-22)
Most Hawks Points in Overtime	9 at Detroit (3-7)
Most Opponent Points in Overtime	12 at Detroit (3-7)
Most 20-point or more scorers in a game	4 vs. Orlando (11-15)
Most 10-point or more scorers in a game	8 at San Antonio (11-24)

HAWKS LOW MARKS

87	at New York (12-25)
31	two times
68	vs. Miami (1-21)
.355	(33-93), vs. New York (11-27)
6	at Utah (11-9)
9	vs. Dallas (10-21)
.571	(8-14), at New York (12-25)
3	at Golden State (11-8)
25	two times
31	vs. New York (1-15)
15	at Boston (3-1)
1	at Cleveland (12-31)
2	at Cleveland (12-31)
0	vs. New York (1-15)
11	at San Antonio (11-24)

OPPONENTS LOW MARKS

87	vs. Dallas (10-21)
30	vs. Boston (1-28)
72	at Miami (4-8)
.333	(31-93), vs. Dallas (10-21)
5	at New York (12-25)
7	two times
.417	(5-12), at New York (12-25)
4	three times
20	at Indiana (3-28)
28	at Indiana (3-28)
15	two times
2	two times
6	vs. Charlotte (12-5)
0	three times
13	two times

ATLANTA HAWKS

MISCELLANEOUS NUMBERS, CONT.

GAMES MISSED DUE TO INJURY / ILLNESS

Bogdan Bogdanovic	18	Right Ankle Soreness Right Ankle Sprain Health & Safety Protocols
Chaundee Brown Jr.	1	Right Knee Soreness Health & Safety Protocols
Clint Capela	8	Health & Safety Protocols Left Ankle Sprain
John Collins	28	Health & Safety Protocols Right Foot Strain Right Ring Finger Sprain
Sharife Cooper	4	Health & Safety Protocols
Gorgui Dieng	6	Health & Safety Protocols Personal Reasons
Danilo Gallinari	15	Left Shoulder Soreness Health & Safety Protocols Right Ankle Soreness Right Hamstring Tightness Right Achilles Soreness Right Elbow Contusion
Kevin Huerter	6	Health & Safety Protocols Left Shoulder Soreness
De'Andre Hunter	29	Non-Covid Illness Right Wrist Tendon Surgery Right Knee Soreness
Jalen Johnson	9	Health & Safety Protocols Left Ankle Sprain Concussion Protocol
Timothe Luwawu-Cabarrot	6	Health & Safety Protocols
Skylar Mays	5	Non-Covid Illness
Onyeka Okongwu	34	Right Shoulder Injury Recovery Health & Safety Protocols Concussion Protocol
Lou Williams	14	Right Ankle Soreness Health & Safety Protocols Low Back Spasms Left Hamstring Tension Left Hip Discomfort Right Ankle Discomfort Low Back Discomfort
Delon Wright	3	Health & Safety Protocols
Trae Young	6	Health & Safety Protocols Low Back Contusion Right Shoulder Contusion Left Quad Contusion



RECORDS



20 JOHN COLLINS

HAWKS YEARLY LEADERS

GAMES PLAYED

1968-69	Lou Hudson, Joe Caldwell.....	81
1969-70	Joe Caldwell, Walt Hazzard, Bill Bridges.....	82
1970-71	Walt Hazzard, Walt Bellamy, Bill Bridges.....	82
1971-72	Walt Bellamy, Herm Gilliam.....	82
1972-73	Pete Maravich.....	79
1973-74	Walt Bellamy, John Brown.....	77
1974-75	Dean Meminger.....	80
1975-76	Lou Hudson, Tom Henderson.....	81
1976-77	Ken Charles.....	82
1977-78	Armond Hill, Ollie Johnson.....	82
1978-79	Armond Hill, Tom McMillen.....	82
1979-80	Steve Hawes, Wayne Rollins, Jack Givens.....	82
1980-81	Tom McMillen.....	79
1981-82	Rory Sparrow.....	82
1982-83	Dominique Wilkins.....	82
1983-84	Dominique Wilkins, Mike Glenn.....	81
1984-85	Kevin Willis.....	82
1985-86	Kevin Willis, Jon Koncak.....	82
1986-87	Jon Koncak, Cliff Levingston, Glenn Rivers.....	82
1987-88	Cliff Levingston, Randy Wittman, "Spud" Webb.....	82
1988-89	Reggie Theus, John Battle.....	82
1989-90	Anthony "Spud" Webb.....	82
1990-91	Moses Malone.....	82
1991-92	Stacey Augmon.....	82
1992-93	Duane Ferrell, Adam Keefe.....	82
1993-94	Stacey Augmon, Craig Ehlo, Jon Koncak.....	82

1994-95	Andrew Lang, Ennis Whatley.....	82
1995-96	Andrew Lang.....	82
1996-97	Grant Long.....	82
1997-98	Christian Laettner.....	82
1998-99	Dikembe Mutombo.....	82
1999-00	Dikembe Mutombo.....	50
2000-01	Dikembe Mutombo, Alan Henderson.....	82
2001-02	Jason Terry.....	82
2002-03	N. Mohammed, H. Möttölä, J. Vaughn.....	82
2003-04	Alan Henderson.....	82
2004-05	Jason Terry.....	81
2005-06	Josh Childress.....	80
2006-07	Joe Johnson.....	82
2007-08	Shelden Williams.....	81
2008-09	Joe Johnson.....	82
2009-10	Maurice Evans, Flip Murray.....	80
2010-11	Al Horford, Josh Smith, Marvin Williams.....	81
2011-12	Zaza Pachulia.....	79
2012-13	Josh Smith, Jeff Teague.....	66
2013-14	Jeff Teague.....	80
2014-15	Mike Scott.....	80
2015-16	Dennis Schröder.....	77
2016-17	Al Horford.....	82
2017-18	Dennis Schröder.....	79
2018-19	Taurean Prince.....	82
2019-20	DeAndre Bembry.....	83
2020-21	DeAndre Hunter.....	83
2021-22	Solomon Hill.....	71
	Delon Wright.....	77

MOST MINUTES

1968-69	Bill Bridges.....	2930
1969-70	Bill Bridges.....	3269
1970-71	Bill Bridges.....	3140
1971-72	Walt Bellamy.....	3187
1972-73	Pete Maravich.....	3089
1973-74	Pete Maravich.....	2903
1974-75	Tom VanArsdale.....	2570
1975-76	Tom Henderson.....	2900
1976-77	John Drew.....	2688
1977-78	Armond Hill.....	2530
1978-79	Dan Roundfield.....	2539
1979-80	Eddie Johnson.....	2622
1980-81	Eddie Johnson.....	2693
1981-82	Rory Sparrow.....	2610
1982-83	Dan Roundfield.....	2811
1983-84	Dominique Wilkins.....	2961
1984-85	Dominique Wilkins.....	3023
1985-86	Dominique Wilkins.....	3049
1986-87	Dominique Wilkins.....	2969
1987-88	Dominique Wilkins.....	2948
1988-89	Dominique Wilkins.....	2987
1989-90	Dominique Wilkins.....	2988
1990-91	Dominique Wilkins.....	3078
1991-92	Kevin Willis.....	2962
1992-93	Kevin Willis.....	2878
1993-94	Mookie Blaylock.....	2915
1994-95	Mookie Blaylock.....	3069
1995-96	Grant Long.....	3008

MOST MINUTES (CONT.)

1996-97	Christian Laettner.....	3140
1997-98	Dikembe Mutombo.....	2917
1998-99	Dikembe Mutombo.....	1829
1999-00	Dikembe Mutombo.....	2984
2000-01	Jason Terry.....	3089
2001-02	Jason Terry.....	2967
2002-03	Shareef Abdur-Rahim.....	3087
2003-04	Jason Terry.....	3018
2004-05	Al Harrington.....	2550
2005-06	Joe Johnson.....	3340
2006-07	Josh Smith.....	2647
2007-08	Joe Johnson.....	3343
2008-09	Joe Johnson.....	3124
2009-10	Josh Smith.....	2886
2010-11	Al Horford.....	2704
2011-12	Josh Smith.....	2329
2012-13	Al Horford.....	2756
2013-14	Jeff Teague.....	2542
2014-15	Kyle Korver.....	2418
2015-16	Paul Millsap.....	2647
2016-17	Dennis Schröder.....	2485
2017-18	Taurean Prince.....	2464
2018-19	Trae Young.....	2593
2019-20	Trae Young.....	2110
2020-21	Kevin Huerter.....	2126
2021-22	Trae Young.....	2652

MOST FIELD GOALS MADE

1968-69	Lou Hudson.....	716
1969-70	Lou Hudson.....	830
1970-71	Lou Hudson.....	829
1971-72	Lou Hudson.....	775
1972-73	Lou Hudson.....	816
1973-74	Pete Maravich.....	819
1974-75	Tom VanArsdale.....	544
1975-76	John Drew.....	586
1976-77	John Drew.....	689
1977-78	John Drew.....	593
1978-79	John Drew.....	650
1979-80	Eddie Johnson.....	590
1980-81	Eddie Johnson.....	573
1981-82	John Drew.....	465
1982-83	Dominique Wilkins.....	601
1983-84	Dominique Wilkins.....	684
1984-85	Dominique Wilkins.....	853
1985-86	Dominique Wilkins.....	888
1986-87	Dominique Wilkins.....	828
1987-88	Dominique Wilkins.....	909
1988-89	Dominique Wilkins.....	814
1989-90	Dominique Wilkins.....	810
1990-91	Dominique Wilkins.....	770
1991-92	Kevin Willis.....	591
1992-93	Dominique Wilkins.....	741
1993-94	Kevin Willis.....	627
1994-95	Mookie Blaylock.....	509
1995-96	Steve Smith.....	494
1996-97	Christian Laettner.....	548
1997-98	Steve Smith.....	489
1998-99	Mookie Blaylock.....	247
1999-00	Jim Jackson.....	507
2000-01	Jason Terry.....	596
2001-02	Shareef Abdur-Rahim.....	598
2002-03	Shareef Abdur-Rahim.....	566
2003-04	Stephen Jackson.....	536
2004-05	Al Harrington.....	453
2005-06	Joe Johnson.....	632
2006-07	Joe Johnson.....	536
2007-08	Joe Johnson.....	647
2008-09	Joe Johnson.....	620
2009-10	Joe Johnson.....	635
2010-11	Joe Johnson.....	514
2011-12	Josh Smith.....	504
2012-13	Al Horford.....	576
2013-14	Paul Millsap.....	483
2014-15	Al Horford.....	519
2015-16	Al Horford.....	529
2016-17	Dennis Schröder.....	548
2017-18	Dennis Schröder.....	500
2018-19	Trae Young.....	525
2019-20	Trae Young.....	546
2020-21	Trae Young.....	487
2021-22	Trae Young.....	711

HAWKS YEARLY LEADERS, CONT.

MOST FIELD GOALS ATTEMPTED

1968-69	Lou Hudson.....	1455
1969-70	Lou Hudson.....	1564
1970-71	Lou Hudson.....	1713
1971-72	Lou Hudson.....	1540
1972-73	Pete Maravich.....	1788
1973-74	Pete Maravich.....	1791
1974-75	Tom VanArsdale.....	1269
1975-76	Lou Hudson.....	1205
1976-77	John Drew.....	1416
1977-78	John Drew.....	1236
1978-79	John Drew.....	1375
1979-80	Eddie Johnson.....	1212
1980-81	Eddie Johnson.....	1136
1981-82	Eddie Johnson.....	1011
1982-83	Dominique Wilkins.....	1220
1983-84	Dominique Wilkins.....	1429
1984-85	Dominique Wilkins.....	1891
1985-86	Dominique Wilkins.....	1897
1986-87	Dominique Wilkins.....	1787
1987-88	Dominique Wilkins.....	1957
1988-89	Dominique Wilkins.....	1756
1989-90	Dominique Wilkins.....	1672
1990-91	Dominique Wilkins.....	1640
1991-92	Kevin Willis.....	1224
1992-93	Dominique Wilkins.....	1584
1993-94	Kevin Willis.....	1257
1994-95	Mookie Blaylock.....	1198
1995-96	Steve Smith.....	1143
1996-97	Mookie Blaylock.....	1159
1997-98	Steve Smith.....	1101
1998-99	Mookie Blaylock.....	651
1999-00	Jim Jackson.....	1235
2000-01	Jason Terry.....	1367
2001-02	Shareef Abdur-Rahim.....	1297
2002-03	Glenn Robinson.....	1248
2003-04	Stephen Jackson.....	1261
2004-05	Antoine Walker.....	1013
2005-06	Joe Johnson.....	1395
2006-07	Joe Johnson.....	1139
2007-08	Joe Johnson.....	1497
2008-09	Joe Johnson.....	1420
2009-10	Joe Johnson.....	1386
2010-11	Joe Johnson.....	1161
2011-12	Josh Smith.....	1101
2012-13	Josh Smith.....	1182
2013-14	Paul Millsap.....	1047
2014-15	Al Horford.....	965
2015-16	Paul Millsap.....	1066
2016-17	Dennis Schröder.....	1214
2017-18	Dennis Schröder.....	1146
2018-19	Trae Young.....	1256
2019-20	Trae Young.....	1249
2020-21	Trae Young.....	1112
2021-22	Trae Young.....	1544

FIELD GOAL PCT (MIN 300 FGM, 241 IN 11-12)

1968-69	Joe Caldwell.....	507
1969-70	Lou Hudson.....	531
1970-71	Walt Bellamy.....	493
1971-72	Walt Bellamy.....	545
1972-73	Bob Christian.....	548
1973-74	Lou Hudson.....	500
1974-75	Mike Sojourner.....	488
1975-76	John Drew.....	502
1976-77	Joe C. Meriweather.....	526
1977-78	Tom McMillen.....	493
1978-79	Wayne Rollins.....	535
1979-80	Wayne Rollins.....	558
1980-81	Dan Roundfield.....	527
1981-82	Wayne Rollins.....	584
1982-83	Mike Glenn.....	518
1983-84	Mike Glenn.....	563
1984-85	Mike Glenn.....	588
1985-86	Cliff Levingston.....	534
1986-87	Wayne Rollins.....	546
1987-88	Cliff Levingston.....	557
1988-89	Cliff Levingston.....	528
1989-90	Kevin Willis.....	519
1990-91	Kevin Willis.....	504
1991-92	Duane Ferrell.....	524
1992-93	Kevin Willis.....	506
1993-94	Stacey Augmon.....	510
1994-95	Grant Long.....	479
1995-96	Stacey Augmon.....	491

FIELD GOAL PERCENTAGE (CONT.)

1996-97	Dikembe Mutombo.....	527
1997-98	Dikembe Mutombo.....	537
1998-99	Dikembe Mutombo.....	512
1999-00	Dikembe Mutombo.....	562
2000-01	Dikembe Mutombo.....	477
2001-02	Shareef Abdur-Rahim/Nazr Mohammed.....	461
2002-03	Shareef Abdur-Rahim.....	478
2003-04	Shareef Abdur-Rahim.....	485
2004-05	Josh Childress.....	470
2005-06	Joe Johnson.....	453
2006-07	Joe Johnson.....	471
2007-08	Josh Childress.....	571
2008-09	Al Horford.....	525
2009-10	Al Horford.....	551
2010-11	Al Horford.....	557
2011-12	Jeff Teague.....	476
2012-13	Al Horford.....	543
2013-14	Mike Scott.....	479
2014-15	Al Horford.....	538
2015-16	Al Horford/Thabo Sefolosha.....	505
2016-17	Dwight Howard.....	633
2017-18	John Collins.....	576
2018-19	John Collins.....	560
2019-20	John Collins.....	583
2020-21	Clint Capela.....	594
2021-22	Clint Capela.....	613

MOST 3-PT FIELD GOALS MADE

1979-80	Eddie Johnson/James McElroy.....	5
1980-81	Eddie Johnson.....	6
1981-82	Eddie Johnson.....	7
1982-83	Eddie Johnson/Wes Matthews.....	14
1983-84	Eddie Johnson.....	16
1984-85	Glenn Robinson.....	25
1985-86	Dominique Wilkins.....	13
1986-87	Mike McGee.....	86
1987-88	Dominique Wilkins.....	38
1988-89	Glenn Rivers.....	43
1989-90	Dominique Wilkins.....	59
1990-91	Glenn Rivers.....	88
1991-92	Paul Graham.....	55
1992-93	Dominique Wilkins.....	120
1993-94	Mookie Blaylock.....	114
1994-95	Mookie Blaylock.....	199
1995-96	Mookie Blaylock.....	231
1996-97	Mookie Blaylock.....	221
1997-98	Steve Smith.....	97
1998-99	Mookie Blaylock.....	77
1999-00	Jim Jackson.....	117
2000-01	Jason Terry.....	124
2001-02	Jason Terry.....	172
2002-03	Jason Terry.....	160
2003-04	Jason Terry.....	146
2004-05	Antoine Walker.....	85
2005-06	Joe Johnson.....	128
2006-07	Joe Johnson.....	119
2007-08	Joe Johnson.....	169
2008-09	Mike Bibby.....	167
2009-10	Jamal Crawford.....	163
2010-11	Jamal Crawford.....	119
2011-12	Joe Johnson.....	125
2012-13	Kyle Korver.....	189
2013-14	Kyle Korver.....	185
2014-15	Kyle Korver.....	221
2015-16	Kyle Korver.....	158
2016-17	Tim Hardaway Jr.....	149
2017-18	Taurean Prince.....	176
2018-19	Trae Young.....	156
2019-20	Trae Young.....	205
2020-21	Bogdan Bogdanovic.....	146
2021-22	Trae Young.....	233

HAWKS YEARLY LEADERS, CONT.

MOST 3-PT FIELD GOALS ATTEMPTED

1979-80	Eddie Johnson	13
1980-81	Charlie Criss	21
1981-82	Eddie Johnson	30
1982-83	Wes Matthews	48
1983-84	Eddie Johnson	43
1984-85	Dominique Wilkins	71
1985-86	Dominique Wilkins	70
1986-87	Mike McGee	229
1987-88	Dominique Wilkins	129
1988-89	Glenn Rivers	124
1989-90	Dominique Wilkins	183
1990-91	Glenn Rivers	262
1991-92	Paul Graham	141
1992-93	Dominique Wilkins	316
1993-94	Mookie Blaylock	341
1994-95	Mookie Blaylock	555
1995-96	Mookie Blaylock	623
1996-97	Mookie Blaylock	604
1997-98	Mookie Blaylock	334
1998-99	Mookie Blaylock	251
1999-00	Jim Jackson	303
2000-01	Jason Terry	314
2001-02	Jason Terry	444
2002-03	Jason Terry	431
2003-04	Stephen Jackson	427
2004-05	Antoine Walker	268
2005-06	Joe Johnson	360
2006-07	Joe Johnson	312
2007-08	Joe Johnson	444
2008-09	Mike Bibby	428
2009-10	Jamal Crawford	427
2010-11	Jamal Crawford	349
2011-12	Joe Johnson	322
2012-13	Kyle Korver	414
2013-14	Kyle Korver	392
2014-15	Kyle Korver	449
2015-16	Kyle Korver	396
2016-17	Tim Hardaway Jr.	417
2017-18	Taurian Prince	457
2018-19	Trae Young	482
2019-20	Trae Young	568
2020-21	Bogdan Bogdanovic	333
2021-22	Trae Young	610

3-PT PCT (MIN 55 3FM, 45 IN 11-12)

1979-80	Eddie Johnson (5-13)	385
1980-81	Eddie Johnson (6-20)	300
1981-82	Mike Glenn (1-2)	500
1982-83	Eddie Johnson (14-41)	341
1983-84	Mike Glenn (1-2)	500
1984-85	Glenn Rivers (15-36)	417
1985-86	Scott Hastings	750
1986-87	Mike McGee	376
1987-88	Cliff Levingston (1-2)	500
1988-89	Glenn Rivers (43-124)	347
1989-90	Dominique Wilkins	322
1990-91	Dominique Wilkins	341
1991-92	Paul Graham	390
1992-93	Dominique Wilkins	380
1993-94	Craig Ehlo	348
1994-95	Mookie Blaylock	359
1995-96	Mookie Blaylock/Craig Ehlo	371
1996-97	Henry James	420
1997-98	Eldridge Recasner	419
1998-99	Steve Smith	338
1999-00	Jim Jackson	386
2000-01	Jason Terry	395
2001-02	Jason Terry	387
2002-03	Jason Terry	371
2003-04	Jason Terry	347
2004-05	Tony Delk	356
2005-06	Tyronn Lue	457
2006-07	Joe Johnson	381
2007-08	Joe Johnson	381
2008-09	Maurice Evans	395
2009-10	Mike Bibby	389
2010-11	Mike Bibby	441
2011-12	Willie Green	442

3-PT PERCENTAGE (CONT.)

2012-13	Kyle Korver	457
2013-14	Kyle Korver	472
2014-15	Kyle Korver	492
2015-16	Jeff Teague	400
2016-17	Kyle Korver	409
2017-18	Kent Bazemore	394
2018-19	Taurian Prince	390
2019-20	John Collins	401
2020-21	Tony Snell	569
2021-22	Kevin Huerter	389

MOST FREE THROWS MADE

1968-69	Zelmo Beaty	370
1969-70	Joe Caldwell	379
1970-71	Pete Maravich	404
1971-72	Pete Maravich	355
1972-73	Pete Maravich	485
1973-74	Pete Maravich	469
1974-75	John Drew	388
1975-76	John Drew	488
1976-77	John Drew	412
1977-78	John Drew	437
1978-79	John Drew	495
1979-80	John Drew	489
1980-81	John Drew	454
1981-82	John Drew	364
1982-83	Dan Roundfield	337
1983-84	Dominique Wilkins	382
1984-85	Dominique Wilkins	486
1985-86	Dominique Wilkins	577
1986-87	Dominique Wilkins	607
1987-88	Dominique Wilkins	541
1988-89	Moses Malone	561
1989-90	Moses Malone	493
1990-91	Dominique Wilkins	476
1991-92	Dominique Wilkins	294
1992-93	Dominique Wilkins	519
1993-94	Stacey Augmon	333
1994-95	Steve Smith	295
1995-96	Christian Laettner	324
1996-97	Christian Laettner	359
1997-98	Steve Smith	389
1998-99	Dikembe Mutombo	195
1999-00	Dikembe Mutombo	298
2000-01	Jason Terry	303
2001-02	Shareef Abdur-Rahim	419
2002-03	Shareef Abdur-Rahim	455
2003-04	Shareef Abdur-Rahim	294
2004-05	Al Harrington	236
2005-06	Zaza Pachulia	297
2006-07	Zaza Pachulia	293
2007-08	Marvin Williams	336
2008-09	Joe Johnson	299
2009-10	Jamal Crawford	270
2010-11	Joe Johnson	229
2011-12	Josh Smith	203
2012-13	Jeff Teague	199
2013-14	Jeff Teague	318
2014-15	Jeff Teague	275
2015-16	Paul Millsap	309
2016-17	Paul Millsap	311
2017-18	Dennis Schröder	225
2018-19	Trae Young	343
2019-20	Trae Young	481
2020-21	Trae Young	484
2021-22	Trae Young	500

MOST FREE THROWS ATTEMPTED

1968-69	Zelmo Beaty	506
1969-70	Joe Caldwell	551
1970-71	Walt Bellamy	556
1971-72	Walt Bellamy	581
1972-73	Pete Maravich	606
1973-74	Pete Maravich	568
1974-75	John Drew	544
1975-76	John Drew	656
1976-77	John Drew	577
1977-78	John Drew	575
1978-79	John Drew	677
1979-80	John Drew	646
1980-81	John Drew	577

HAWKS YEARLY LEADERS, CONT.

MOST FREE THROWS ATTEMPTED (CONT.)

1981-82	John Drew	491
1982-83	Dan Roundfield	450
1983-84	Dominique Wilkins	496
1984-85	Dominique Wilkins	603
1985-86	Dominique Wilkins	705
1986-87	Dominique Wilkins	742
1987-88	Dominique Wilkins	655
1988-89	Moses Malone	711
1989-90	Moses Malone	631
1990-91	Dominique Wilkins	574
1991-92	Kevin Willis	363
1992-93	Dominique Wilkins	627
1993-94	Stacey Augmon	436
1994-95	Steve Smith	349
1995-96	Christian Laettner	396
1996-97	Christian Laettner	440
1997-98	Steve Smith	455
1998-99	Dikembe Mutombo	285
1999-00	Dikembe Mutombo	421
2000-01	Jason Terry	358
2001-02	Shareef Abdur-Rahim	523
2002-03	Shareef Abdur-Rahim	541
2003-04	Shareef Abdur-Rahim	334
2004-05	Al Harrington	351
2005-06	Zaza Pachulia	404
2006-07	Josh Smith	387
2007-08	Josh Smith	469
2008-09	Joe Johnson	362
2009-10	Josh Smith	422
2010-11	Josh Smith	316
2011-12	Josh Smith	322
2012-13	Josh Smith	321
2013-14	Paul Millsap	391
2014-15	Paul Millsap	337
2015-16	Paul Millsap	408
2016-17	Dwight Howard	424
2017-18	Dennis Schröder	265
2018-19	Trae Young	519
2019-20	Trae Young	559
2020-21	Trae Young	546
2021-22	Trae Young	553

FREE THROW PCT (MIN 125 FTM, 101 IN 11-12)

1968-69	Lou Hudson	777
1969-70	Butch Beard	828
1970-71	Len Chappell	811
1971-72	Herrn Gilliam	838
1972-73	Lou Hudson	825
1973-74	Lou Hudson	836
1974-75	John Wetzel	883
1975-76	Lou Hudson	814
1976-77	Lou Hudson	840
1977-78	Ollie Johnson	854
1978-79	Tom McMillen	891
1979-80	Armond Hill	849
1980-81	Charlie Criss	865
1981-82	Tom McMillen	824
1982-83	Mike Glenn	831
1983-84	Johnny Davis	848
1984-85	Mike Glenn	816
1985-86	Scott Hastings	857
1986-87	Glenn Rivers	828
1987-88	Wayne Rollins	875
1988-89	Anthony "Spud" Webb	867
1989-90	Anthony "Spud" Webb	871
1990-91	Anthony "Spud" Webb	868
1991-92	Kevin Willis	804
1992-93	Dominique Wilkins	828
1993-94	Duane Ferrell	783
1994-95	Steve Smith	845
1995-96	Steve Smith	826
1996-97	Steve Smith	847
1997-98	Christian Laettner	864
1998-99	Steve Smith	849
1999-00	Jim Jackson	877
2000-01	Jason Terry	846
2001-02	Jason Terry	835
2002-03	Jason Terry	887
2003-04	Shareef Abdur-Rahim	880
2004-05	Tyronn Lue	871
2005-06	Joe Johnson	791
2006-07	Tyronn Lue	883
2007-08	Joe Johnson	834

FREE THROW PERCENTAGE (CONT.)

2008-09	Joe Johnson	826
2009-10	Jamal Crawford	857
2010-11	Jamal Crawford	854
2011-12	Joe Johnson	849
2012-13	Jeff Teague	881
2013-14	Lou Williams	849
2014-15	Jeff Teague	862
2015-16	Jeff Teague	837
2016-17	Dennis Schröder	855
2017-18	Dennis Schröder	849
2018-19	Jeremy Lin	845
2019-20	Trae Young	860
2020-21	Danilo Gallinari	925
2021-22	Danilo Gallinari/Trae Young	904

MOST DEFENSIVE REBOUNDS

1973-74	Jim Washington	528
1974-75	John Drew	479
1975-76	John Drew	374
1976-77	John Drew	395
1977-78	Steve Hawes	510
1978-79	Dan Roundfield	539
1979-80	Dan Roundfield	544
1980-81	Dan Roundfield	403
1981-82	Dan Roundfield	494
1982-83	Dan Roundfield	621
1983-84	Dan Roundfield	515
1984-85	Kevin Willis	345
1985-86	Kevin Willis	461
1986-87	Kevin Willis	528
1987-88	Wayne Rollins	317
1988-89	Moses Malone	570
1989-90	Moses Malone	448
1990-91	Dominique Wilkins	471
1991-92	Kevin Willis	840
1992-93	Kevin Willis	693
1993-94	Kevin Willis	628
1994-95	Grant Long	405
1995-96	Grant Long	540
1996-97	Dikembe Mutombo	661
1997-98	Dikembe Mutombo	656
1998-99	Dikembe Mutombo	418
1999-00	Dikembe Mutombo	853
2000-01	Dikembe Mutombo	505
2001-02	Shareef Abdur-Rahim	498
2002-03	Shareef Abdur-Rahim	502
2003-04	Shareef Abdur-Rahim	354
2004-05	Antoine Walker	371
2005-06	Al Harrington	391
2006-07	Josh Smith	456
2007-08	Al Horford	537
2008-09	Al Horford	479
2009-10	Al Horford	563
2010-11	Al Horford	536
2011-12	Josh Smith	496
2012-13	Al Horford	562
2013-14	Paul Millsap	473
2014-15	Paul Millsap	431
2015-16	Paul Millsap	534
2016-17	Dwight Howard	644
2017-18	Dewayne Dedmon	389
2018-19	John Collins	376
2019-20	John Collins	300
2020-21	Clint Capela	606
2021-22	Clint Capela	598

HAWKS YEARLY LEADERS, CONT.

MOST ASSISTS

1968-69	Joe Caldwell	320
1969-70	Walt Hazzard	561
1970-71	Walt Hazzard	514
1971-72	Pete Maravich	393
1972-73	Pete Maravich	546
1973-74	Pete Maravich	396
1974-75	Dean Meminger	397
1975-76	Tom Henderson	374
1976-77	Armond Hill	403
1977-78	Armond Hill	427
1978-79	Armond Hill	480
1979-80	Armond Hill	424
1980-81	Eddie Johnson	407
1981-82	Rory Sparrow	424
1982-83	Eddie Johnson	318
1983-84	Eddie Johnson	326
1984-85	Eddie Johnson	566
1985-86	Glenn Rivers	443
1986-87	Glenn Rivers	823
1987-88	Glenn Rivers	747
1988-89	Glenn Rivers	525
1989-90	Anthony "Spud" Webb	477
1990-91	Anthony "Spud" Webb	417
1991-92	Rumeal Robinson	446
1992-93	Mookie Blaylock	671
1993-94	Mookie Blaylock	789
1994-95	Mookie Blaylock	616
1995-96	Mookie Blaylock	478
1996-97	Mookie Blaylock	463
1997-98	Mookie Blaylock	469
1998-99	Mookie Blaylock	278
1999-00	Jason Terry	346
2000-01	Jason Terry	403
2001-02	Jason Terry	444
2002-03	Jason Terry	600
2003-04	Jason Terry	437
2004-05	Josh Childress	151
2005-06	Joe Johnson	536
2006-07	Joe Johnson	249
2007-08	Joe Johnson	474
2008-09	Joe Johnson	455
2009-10	Joe Johnson	369
2010-11	Joe Johnson	338
2011-12	Jeff Teague	321
2012-13	Jeff Teague	579
2013-14	Jeff Teague	528
2014-15	Jeff Teague	513
2015-16	Jeff Teague	470
2016-17	Dennis Schröder	499
2017-18	Dennis Schröder	417
2018-19	Trae Young	653
2019-20	Trae Young	560
2020-21	Trae Young	594
2021-22	Trae Young	737

MOST REBOUNDS

1968-69	Bill Bridges	1132
1969-70	Bill Bridges	1181
1970-71	Bill Bridges	1233
1971-72	Walt Bellamy	1049
1972-73	Walt Bellamy	964
1973-74	Walt Bellamy	740
1974-75	John Drew	836
1975-76	John Drew	660
1976-77	John Drew	675
1977-78	Steve Hawes	690
1978-79	Dan Roundfield	865
1979-80	Dan Roundfield	837
1980-81	Dan Roundfield	634
1981-82	Dan Roundfield	721
1982-83	Dan Roundfield	880
1983-84	Dan Roundfield	721
1984-85	Cliff Levingston	566
1985-86	Kevin Willis	704
1986-87	Kevin Willis	849
1987-88	Kevin Willis	547
1988-89	Moses Malone	956
1989-90	Moses Malone	812
1990-91	Dominique Wilkins	732
1991-92	Kevin Willis	1258
1992-93	Kevin Willis	1028

1993-94	Kevin Willis	963
1994-95	Grant Long	595
1995-96	Grant Long	788
1996-97	Dikembe Mutombo	929
1997-98	Dikembe Mutombo	932
1998-99	Dikembe Mutombo	610
1999-00	Dikembe Mutombo	1157
2000-01	Dikembe Mutombo	693
2001-02	Shareef Abdur-Rahim	696
2002-03	Shareef Abdur-Rahim	677
2003-04	Stephen Jackson	370
2004-05	Josh Childress	482
2005-06	Zaza Pachulia	613
2006-07	Josh Smith	621
2007-08	Al Horford	785
2008-09	Al Horford	624
2009-10	Al Horford	799
2010-11	Al Horford	718
2011-12	Josh Smith	632
2012-13	Al Horford	757
2013-14	Paul Millsap	627
2014-15	Paul Millsap	570
2015-16	Paul Millsap	732
2016-17	Dwight Howard	940
2017-18	John Collins	541
2018-19	John Collins	595
2019-20	John Collins	416
2020-21	Clint Capela	903
2021-22	Clint Capela	877

REBOUND AVERAGE

1968-69	Bill Bridges	14.2
1969-70	Bill Bridges	14.4
1970-71	Bill Bridges	15.0
1971-72	Walt Bellamy	12.8
1972-73	Walt Bellamy	13.2
1973-74	Jim Washington	10.1
1974-75	John Drew	10.7
1975-76	John Drew	8.6
1976-77	John Drew	9.1
1977-78	Steve Hawes	9.2
1978-79	Dan Roundfield	10.8
1979-80	Dan Roundfield	10.3
1980-81	Dan Roundfield	10.1
1981-82	Dan Roundfield	11.8
1982-83	Dan Roundfield	11.4
1983-84	Dan Roundfield	9.9
1984-85	Cliff Levingston	7.6
1985-86	Kevin Willis	8.6
1986-87	Kevin Willis	10.5
1987-88	Kevin Willis	7.3
1988-89	Moses Malone	11.8
1989-90	Moses Malone	10.0
1990-91	Dominique Wilkins	9.0
1991-92	Kevin Willis	15.5
1992-93	Kevin Willis	12.9
1993-94	Kevin Willis	12.0
1994-95	Grant Long	7.5
1995-96	Grant Long	9.6
1996-97	Dikembe Mutombo	11.6
1997-98	Dikembe Mutombo	11.4
1998-99	Dikembe Mutombo	12.2
1999-00	Dikembe Mutombo	14.1
2000-01	Dikembe Mutombo	14.1
2001-02	Shareef Abdur-Rahim	9.0
2002-03	Shareef Abdur-Rahim	8.4
2003-04	Stephen Jackson	4.6
2004-05	Josh Smith	6.2
2005-06	Zaza Pachulia	6.2
2006-07	Josh Smith	8.6
2007-08	Al Horford	9.7
2008-09	Zaza Pachulia	5.7
2009-10	Al Horford	9.9
2010-11	Al Horford	9.3
2011-12	Josh Smith	9.6
2012-13	Al Horford	10.2
2013-14	Paul Millsap	8.5
2014-15	Paul Millsap	7.8
2015-16	Paul Millsap	9.0
2016-17	Dwight Howard	12.7
2017-18	Dewayne Dedmon	7.9
2018-19	John Collins	9.8
2019-20	John Collins	10.1
2020-21	Clint Capela	14.3
2021-22	Clint Capela	11.9

HAWKS YEARLY LEADERS, CONT.

OFFENSIVE REBOUNDS

1973-74	Walt Bellamy	264
1974-75	John Drew	357
1975-76	John Drew	286
1976-77	John Drew	280
1977-78	John Drew	213
1978-79	Dan Roundfield	326
1979-80	Dan Roundfield	293
1980-81	Dan Roundfield	231
1981-82	Dan Roundfield	227
1982-83	Dan Roundfield	259
1983-84	Dominique Wilkins	254
1984-85	Cliff Levingston	230
1985-86	Dominique Wilkins	261
1986-87	Kevin Willis	321
1987-88	Kevin Willis	386
1988-89	Moses Malone	335
1989-90	Moses Malone	364
1990-91	Moses Malone	271
1991-92	Kevin Willis	418
1992-93	Kevin Willis	335
1993-94	Kevin Willis	335
1994-95	Grant Long	190
1995-96	Grant Long	248
1996-97	Dikembe Mutombo	268
1997-98	Dikembe Mutombo	276
1998-99	Dikembe Mutombo	192
1999-00	Dikembe Mutombo	304
2000-01	Dikembe Mutombo	188
2001-02	Nazr Mohammed	242
2002-03	Shareef Abdur-Rahim	175
2003-04	Shareef Abdur-Rahim	141
2004-05	Josh Childress	195
2005-06	Zaza Pachulia	264
2006-07	Zaza Pachulia	199
2007-08	Al Horford	248
2008-09	Zaza Pachulia	173
2009-10	Al Horford	236
2010-11	Al Horford	182
2011-12	Zaza Pachulia	154
2012-13	Al Horford	195
2013-14	Paul Millsap	154
2014-15	Paul Millsap	139
2015-16	Paul Millsap	198
2016-17	Dwight Howard	296
2017-18	John Collins	176
2018-19	John Collins	219
2019-20	John Collins	116
2020-21	Clint Capela	297
2021-22	Clint Capela	279

MOST PERSONAL FOULS

1968-69	Bill Bridges	290
1969-70	Bill Bridges	292
1970-71	Bill Bridges	317
1971-72	Don Adams	259
1972-73	George Trapp	274
1973-74	Pete Maravich	261
1974-75	John Drew	274
1975-76	John Drew	261
1976-77	Joe C. Meriweather	324
1977-78	Wayne Rollins	326
1978-79	Dan Roundfield	358
1979-80	Wayne Rollins	322
1980-81	Steve Hawes	289
1981-82	Wayne Rollins	285
1982-83	Wayne Rollins	294
1983-84	Wayne Rollins	294
1984-85	Glenn Rivers	250
1985-86	Jon Koncak	296
1986-87	Kevin Willis	313
1987-88	Cliff Levingston	287
1988-89	Cliff Levingston	270
1989-90	Kevin Willis	259
1990-91	Jon Koncak	265
1991-92	Blair Rasmussen	233
1992-93	Jon Koncak, Kevin Willis	264
1993-94	Kevin Willis	250
1994-95	Andrew Lang	271
1995-96	Christian Laettner	276

1996-97	Christian Laettner	277
1997-98	Dikembe Mutombo	254
1998-99	Dikembe Mutombo	145
1999-00	Dikembe Mutombo	248
2000-01	Lorenzen Wright	232
2001-02	Nazr Mohammed	252
2002-03	Theo Ratliff	271
2003-04	Stephen Jackson	216
2004-05	Al Harrington	249
2005-06	Al Harrington	301
2006-07	Zaza Pachulia	267
2007-08	Josh Smith	269
2008-09	Zaza Pachulia	208
2009-10	Josh Smith	240
2010-11	Josh Smith	217
2011-12	Zaza Pachulia/Josh Smith	172
2012-13	Jeff Teague	181
2013-14	Paul Millsap	210
2014-15	Paul Millsap	201
2015-16	Paul Millsap	237
2016-17	Dwight Howard	203
2017-18	John Collins	215
2018-19	Dewayne Dedmon	214
2019-20	De'Andre Hunter	182
2020-21	John Collins	193
2021-22	Kevin Hueter	185

MOST DISQUALIFICATIONS

1968-69	Zelmo Beaty	7
1969-70	Bill Bridges	6
1970-71	Bill Bridges	7
1971-72	Don Adams	5
1972-73	George Trapp	11
1973-74	John Brown	10
1974-75	Mike Sojourner	10
1975-76	John Drew	11
1976-77	Joe C. Meriweather	21
1977-78	John Brown	18
1978-79	Wayne Rollins, John Drew	19
1979-80	Wayne Rollins	12
1980-81	Steve Hawes	13
1981-82	John Drew	6
1982-83	Wayne Rollins	10
1983-84	Wayne Rollins	9
1984-85	Glenn Rivers	7
1985-86	Jon Koncak	10
1986-87	Glenn Rivers	5
1987-88	Antoine Carr	7
1988-89	Glenn Rivers	6
1989-90	Koncak, Carr, Willis	4
1990-91	Duane Ferrell	3
1991-92	Paul Graham	3
1992-93	Jon Koncak	6
1993-94	Kevin Willis, Andrew Lang	2
1994-95	Andrew Lang	4
1995-96	Christian Laettner	7
1996-97	Christian Laettner	8
1997-98	Christian Laettner	6
1998-99	Dikembe Mutombo, Steve Smith	2
1999-00	Henderson, Mutombo, Rider, Wright	3
2000-01	Chris Crawford, Hanno Mottola	3
2001-02	Hanno Mottola	5
2002-03	Theo Ratliff	3
2003-04	Chris Crawford	4
2004-05	Tony Delk	3
2005-06	Zaza Pachulia	6
2006-07	Pachulia, Smith, Wright	4
2007-08	Josh Smith	6
2008-09	Evans, Pachulia, Smith	1
2009-10	Randolph Morris, Zaza Pachulia	2
2010-11	Kirk Hinrich	2
2011-12	Josh Smith	3
2012-13	Al Horford	2
2013-14	Paul Millsap	3
2014-15	DeMarre Carroll/Kyle Korver	1
2015-16	Bazemore/Millsap/Teague	2
2016-17	Kent Bazemore/Dwight Howard	2
2017-18	John Collins	4
2018-19	Dewayne Dedmon	6
2019-20	John Collins/Damian Jones	3
2020-21	Kevin Hueter/De'Andre Hunter	1
2021-22	John Collins/Kevin Hueter	2

HAWKS YEARLY LEADERS, CONT.

MOST STEALS

1973-74	Lou Hudson	160
1974-75	John Drew	119
1975-76	John Drew	138
1976-77	Ken Charles	141
1977-78	Armond Hill	151
1978-79	John Drew	128
1979-80	Eddie Johnson	120
1980-81	Eddie Johnson	126
1981-82	Eddie Johnson	102
1982-83	Dominique Wilkins	84
1983-84	Glenn Rivers	127
1984-85	Glenn Rivers	163
1985-86	Dominique Wilkins	138
1986-87	Glenn Rivers	171
1987-88	Glenn Rivers	140
1988-89	Glenn Rivers	181
1989-90	Dominique Wilkins	126
1990-91	Glenn Rivers	148
1991-92	Stacey Augmon	124
1992-93	Mookie Blaylock	203
1993-94	Mookie Blaylock	212
1994-95	Mookie Blaylock	200
1995-96	Mookie Blaylock	212
1996-97	Mookie Blaylock	212
1997-98	Mookie Blaylock	183
1998-99	Mookie Blaylock	99
1999-00	Jason Terry	90
2000-01	Jason Terry	104
2001-02	Jason Terry	144
2002-03	Jason Terry	126
2003-04	Stephen Jackson	142
2004-05	Al Harrington	85
2005-06	Joe Johnson	103
2006-07	Josh Smith	101
2007-08	Josh Smith	123
2008-09	Mike Bibby	98
2009-10	Josh Smith	130
2010-11	Josh Smith	99
2011-12	Jeff Teague	106
2012-13	Jeff Teague	117
2013-14	Paul Millsap	129
2014-15	Paul Millsap	130
2015-16	Paul Millsap	147
2016-17	Thabo Sefolosha	96
2017-18	Kent Bazemore	100
2018-19	DeAndre' Bembry	105
2019-20	Trae Young	65
2020-21	Kevin Huertler	82
2021-22	DeLon Wright	93

MOST BLOCKED SHOTS

1973-74	Jim Washington	74
1974-75	Mike Sojourner	57
1975-76	Dwight Jones	61
1976-77	Joe C. Meriweather	82
1977-78	Wayne Rollins	218
1978-79	Wayne Rollins	254
1979-80	Wayne Rollins	244
1980-81	Dan Roundfield	119
1981-82	Wayne Rollins	224
1982-83	Wayne Rollins	343
1983-84	Wayne Rollins	277
1984-85	Wayne Rollins	167
1985-86	Wayne Rollins	167
1986-87	Wayne Rollins	140
1987-88	Wayne Rollins	132
1988-89	Moses Malone	100
1989-90	Moses Malone	84
1990-91	Dominique Wilkins	65
1991-92	Jon Koncak	67
1992-93	Jon Koncak	100
1993-94	Jon Koncak	125
1994-95	Andrew Lang	144
1995-96	Christian Laettner	71
1996-97	Dikembe Mutombo	264
1997-98	Dikembe Mutombo	277

1998-99	Dikembe Mutombo	147
1999-00	Dikembe Mutombo	269
2000-01	Dikembe Mutombo	137
2001-02	Shareef Abdur-Rahim	81
2002-03	Theo Ratliff	262
2003-04	Theo Ratliff	166
2004-05	Josh Smith	144
2005-06	Josh Smith	208
2006-07	Josh Smith	207
2007-08	Josh Smith	227
2008-09	Josh Smith	111
2009-10	Josh Smith	172
2010-11	Josh Smith	120
2011-12	Josh Smith	115
2012-13	Josh Smith	136
2013-14	Elton Brand	88
2014-15	Al Horford	98
2015-16	Paul Millsap	139
2016-17	Dwight Howard	92
2017-18	John Collins	80
2018-19	Dewayne Dedmon	71
2019-20	John Collins	66
2020-21	Clint Capela	129
2021-22	Clint Capela	93

MOST POINTS

1968-69	Lou Hudson	1770
1969-70	Lou Hudson	2031
1970-71	Lou Hudson	2039
1971-72	Lou Hudson	1899
1972-73	Pete Maravich	2063
1973-74	Pete Maravich	2107
1974-75	John Drew	1442
1975-76	John Drew	1660
1976-77	John Drew	1790
1977-78	John Drew	1623
1978-79	John Drew	1795
1979-80	John Drew	1559
1980-81	John Drew	1454
1981-82	John Drew	1298
1982-83	Dan Roundfield	1464
1983-84	Dominique Wilkins	1750
1984-85	Dominique Wilkins	2217
1985-86	Dominique Wilkins	2366
1986-87	Dominique Wilkins	2294
1987-88	Dominique Wilkins	2397
1988-89	Dominique Wilkins	2099
1989-90	Dominique Wilkins	2138
1990-91	Dominique Wilkins	2101
1991-92	Kevin Willis	1480
1992-93	Dominique Wilkins	2121
1993-94	Kevin Willis	1531
1994-95	Mookie Blaylock	1373
1995-96	Steve Smith	1446
1996-97	Christian Laettner	1486
1997-98	Steve Smith	1464
1998-99	Steve Smith	672
1999-00	Jim Jackson	1317
2000-01	Jason Terry	1619
2001-02	Shareef Abdur-Rahim	1636
2002-03	Shareef Abdur-Rahim	1608
2003-04	Stephen Jackson	1450
2004-05	Josh Childress	807
2005-06	Joe Johnson	1653
2006-07	Joe Johnson	1426
2007-08	Joe Johnson	1779
2008-09	Joe Johnson	1688
2009-10	Joe Johnson	1619
2010-11	Joe Johnson	1312
2011-12	Josh Smith	1239
2012-13	Josh Smith	1327
2013-14	Paul Millsap	1328
2014-15	Paul Millsap	1218
2015-16	Paul Millsap	1385
2016-17	Dennis Schröder	1414
2017-18	Dennis Schröder	1301
2018-19	Trae Young	1549
2019-20	Trae Young	1778
2020-21	Trae Young	1594

HAWKS YEARLY LEADERS, CONT.

SCORING AVERAGE

1968-69	Lou Hudson	21.9
1969-70	Lou Hudson	25.4
1970-71	Lou Hudson	26.8
1971-72	Lou Hudson	24.7
1972-73	Lou Hudson	27.1
1973-74	Pete Maravich	27.7
1974-75	John Drew	18.5
1975-76	John Drew	21.6
1976-77	John Drew	24.2
1977-78	John Drew	23.2
1978-79	John Drew	22.7
1979-80	John Drew	19.5
1980-81	John Drew	21.7
1981-82	Dan Roundfield	18.6
1982-83	Dan Roundfield	19.0
1983-84	Dominique Wilkins	21.6
1984-85	Dominique Wilkins	27.4
1985-86	Dominique Wilkins	30.3
1986-87	Dominique Wilkins	29.0
1987-88	Dominique Wilkins	30.7
1988-89	Dominique Wilkins	26.2
1989-90	Dominique Wilkins	26.7
1990-91	Dominique Wilkins	25.9
1991-92	Kevin Willis	18.3
1992-93	Dominique Wilkins	29.9
1993-94	Kevin Willis	19.1

1994-95	Mookie Blaylock	17.2
1995-96	Steve Smith	18.1
1996-97	Steve Smith	20.1
1997-98	Steve Smith	20.1
1998-99	Steve Smith	18.7
1999-00	Jim Jackson	16.7
2000-01	Jason Terry	19.7
2001-02	Shareef Abdur-Rahim	21.2
2002-03	Glenn Robinson	20.8
2003-04	Stephen Jackson	18.1
2004-05	Josh Childress	10.1
2005-06	Joe Johnson	20.2
2006-07	Joe Johnson	25.0
2007-08	Joe Johnson	21.7
2008-09	Joe Johnson	21.4
2009-10	Joe Johnson	21.3
2010-11	Joe Johnson	18.2
2011-12	Joe Johnson/Josh Smith	18.8
2012-13	Josh Smith	17.5
2013-14	Paul Millsap	17.9
2014-15	Paul Millsap	16.7
2015-16	Paul Millsap	17.1
2016-17	Paul Millsap	18.1
2017-18	Dennis Schröder	19.4
2018-19	John Collins	19.5
2019-20	Trae Young	29.6
2020-21	Trae Young	25.3
2021-22	Trae Young	28.4



HAWKS INDIVIDUAL RECORDS (*) NBA Record

Category	Player	Opponent	Years/Date	
MOST POINTS				
Career.....	23,292	Dominique Wilkins	1982-94	
Season.....	2,397	Dominique Wilkins	1987-88	
Game.....	57	Dominique Wilkins vs. Chicago	12-10-86	
		Dominique Wilkins vs. New Jersey	4-10-86	
		Lou Hudson vs. Chicago at Auburn, AL	11-10-69	
		Bob Pettit at Detroit	2-18-61	
Half.....	36	Dominique Wilkins vs. Sacramento	2-16-88	
Quarter.....	28	Dominique Wilkins vs. Sacramento	2-16-88	
Overtime.....	13	Steve Smith vs. Washington	1-24-97	
		(most pts in a single OT session)	Joe Caldwell vs. Cincinnati	2-18-70

HIGHEST SCORING AVERAGE

Career.....	26.4	Dominique Wilkins	1982-94
	26.4	Bob Pettit	1954-65
Season.....	30.7	Dominique Wilkins	1987-88

MOST FIELD GOALS MADE

Career.....	8,752	Dominique Wilkins	1982-94
Season.....	909	Dominique Wilkins	1987-88
Game.....	25	Lou Hudson vs. Chicago at Auburn, AL	11-10-69
		Bob Pettit at Detroit	2-08-61
Half.....	15	Lou Hudson vs. Chicago at Auburn, AL	11-10-69
		John Drew vs. Denver	12-20-78
Quarter.....	12	Cliff Hagan at New York	2-04-58

MOST FIELD GOALS ATTEMPTED

Career.....	18,743	Dominique Wilkins	1982-94
Season.....	1,957	Dominique Wilkins	1987-88
Game.....	43	Bob Pettit at Philadelphia	12-06-61
Half.....	30	Bob Pettit at Philadelphia	12-06-61
Quarter.....	19	Bob Pettit at Philadelphia	12-06-61

HIGHEST FIELD GOAL PERCENTAGE

Career (MIN 500 FGM).....	.559	John Collins	2017-
Season.....	.633	Dwight Howard	2016-17

MOST 3-POINT FIELD GOALS MADE

Career.....	1,050	Mookie Blaylock	1992-99
Season.....	233	Trae Young	2021-22
Game.....	10	Danilo Gallinari vs. Boston	2-24-21
Half.....	8	Kyle Korver vs. Boston	1-25-13
Quarter.....	7	Henry James vs. New Jersey	4-15-97
		Steve Smith vs. Seattle	3-14-97

MOST 3-POINT FIELD GOALS ATTEMPTED

Career.....	3,023	Mookie Blaylock	1992-99
Season.....	623	Mookie Blaylock	1995-96
Game.....	18	Taurean Prince vs. Philadelphia	4-10-18
Half.....	11	Mookie Blaylock vs. Cleveland	3-01-96
Quarter.....	9	Henry James vs. New Jersey	4-15-97

MOST FREE THROWS MADE

Career.....	6,182	Bob Pettit	1954-65
Season.....	607	Dominique Wilkins	1986-87
Game.....	23	Dominique Wilkins vs. Chicago	12-08-92
Half.....	16	Marvin Williams at Charlotte	2-06-09
		Pete Maravich at Chicago	1-09-73
Quarter.....	14	Pete Maravich vs. Buffalo	11-28-73

HAWKS INDIVIDUAL RECORDS, CONT. (*) NBA Record

Category	Player	Opponent	Years/Date
MOST FREE THROWS ATTEMPTED			
Career.....	8,119	Bob Pettit	1954-65
Season.....	901	Bob Pettit	1961-62
Game.....	28	John Drew at Phoenix	4-05-77
Half.....	18	John Drew at Phoenix	2-09-78
		John Drew at Phoenix	4-05-77
Quarter.....	16	Pete Maravich at Chicago	1-02-73

CONSECUTIVE FREE THROWS MADE

Season.....	50	Kyle Korver	2014-15
Game.....	23	Dominique Wilkins vs. Chicago	12-08-92

HIGHEST FREE THROW PERCENTAGE

Career (MIN 300 FTM).....	.887	Kyle Korver	2012-17
Season (MIN 100 FTM).....	.927	Marco Belinelli	2017-18

MOST REBOUNDS

Career.....	12,849	Bob Pettit	1954-65
Season.....	1,540	Bob Pettit (with St. Louis)	1960-61
		Kevin Willis (with Atlanta)	1991-92
Game.....	35	Bob Pettit vs. Cincinnati	3-02-58
		Bob Pettit vs. Minneapolis at New York	1-04-56
Half.....	21	Bob Pettit vs. Cincinnati	3-02-58
Quarter.....	15	Zelmo Beaty vs. Boston	2-14-69

MOST OFFENSIVE REBOUNDS

Career.....	2,615	Kevin Willis	1984-94, 2004-05
Season.....	418	Kevin Willis	1991-92
Game.....	16	Kevin Willis vs. Washington	2-19-92
		Walt Bellamy vs. Buffalo	12-11-73
Half.....	11	Kevin Willis vs. Washington	2-19-92
Quarter.....	7	Clint Capela vs. Detroit	1-20-21
		Gustavo Ayon at Boston	12-31-13
		Zaza Pachulia at Milwaukee	2-23-13

MOST DEFENSIVE REBOUNDS

Career.....	4,717	Kevin Willis	1984-94, 2004-05
Season.....	853	Dikembe Mutombo	1999-00
Game.....	20	Dikembe Mutombo vs. Orlando	1-06-01
		Kevin Willis vs. Dallas	12-03-91
Half.....	15	Kevin Willis vs. Seattle	2-03-92
Quarter.....	12	Kevin Willis vs. Seattle	2-03-92

HIGHEST REBOUNDING AVERAGE

Career.....	16.2	Bob Pettit	1954-65
Season.....	20.3	Bob Pettit	1960-61

MOST ASSISTS

Career.....	3,866	Glenn Rivers	1983-91
Season.....	823	Glenn Rivers	1986-87
Game.....	23	Mookie Blaylock vs. Utah	3-06-93
Half.....	16	Glenn Rivers vs. Phoenix	3-08-88
Quarter.....	11	John McCarthy vs. Detroit	3-08-60

HIGHEST ASSISTS AVERAGE

Career (MIN 1000 AST).....	8.9	Trae Young	2018-00
Season.....	10.0	Glenn Rivers	1986-87

MOST STEALS

Career.....	1,321	Mookie Blaylock	1992-99
Season.....	212	Mookie Blaylock	1993-94, 1995-96, 1996-97
Game.....	10	Mookie Blaylock vs. Philadelphia	4-14-98
Half.....	7	Mookie Blaylock vs. Minnesota	3-01-94
Quarter.....	6	Mookie Blaylock vs. Minnesota	3-01-94

HAWKS INDIVIDUAL RECORDS, CONT. (*) NBA Record

Category	Player	Opponent	Years/Date
MOST BLOCKED SHOTS			
Career	2,283	Wayne Rollins	1977-88
Season	343	Wayne Rollins	1982-83
Game	12	Wayne Rollins vs. Portland	2-21-79
Half	8	Josh Smith vs. Philadelphia	2-04-08
	8	Wayne Rollins vs. Cleveland	3-29-83
Quarter	6	Josh Smith vs. Philadelphia	2-04-08
	6	Antoine Carr vs. New York	3-11-88
	6	Wayne Rollins vs. New Jersey	12-03-82

Category	Player	Opponent	Years/Date
MOST TURNOVERS			
Career	2,286	Dominique Wilkins	1982-95
Season	267	Joe Johnson	2005-06
Game	(*) 14	John Drew at New Jersey	3-01-78
Half	9	John Drew at New Jersey	3-01-78
Quarter	6	Trae Young at Houston	3-19-19
	6	Joe Johnson at Philadelphia	3-22-06
	6	John Drew at New Jersey	3-01-78

Category	Player	Opponent	Years/Date
MOST MINUTES PLAYED			
Career	32,545	Dominique Wilkins	1982-94
Season	3,343	Joe Johnson	2007-08

Category	Player	Opponent	Years/Date
MOST GAMES PLAYED			
Career	882	Dominique Wilkins	1982-95
Season	82	achieved 61 times	

Category	Player	Opponent	Years/Date
MOST PERSONAL FOULS			
Career	2,924	Wayne Rollins	1977-88
Season	366	Bill Bridges	1967-68
Game	(*) 8	Don Otten Tri-Cities at Sheboygen	11-24-49

Category	Player	Opponent	Years/Date
MOST DISQUALIFICATIONS			
Career	88	Wayne Rollins	1977-88
Season	21	Joe C. Meriweather	1976-77

TEAM RECORDS (*) NBA Record

Category	Opponent	Years/Date	Category	Opponent	Years/Date
MOST POINTS					
Season	9,646	1969-70	Season	117.6	1969-70
Game	155	at San Diego	Season	490	1985-86
	155	vs. New York	HIGHEST FIELD GOAL PCT.		
Half	97	at San Diego	Season	2,120	1970-71
Quarter	54	at San Diego	MOST FREE THROWS MADE		
Overtime (in a single OT)	20	at Detroit	Game	49	vs. Detroit
	20	vs. Toronto	Half	31	vs. New York
			Quarter	(*) 26	at Milwaukee
			Season	2,975	1970-71

Category	Opponent	Years/Date	Category	Opponent	Years/Date
MOST FIELD GOALS MADE					
Season	3,817	1969-70	MOST FREE THROWS ATTEMPTED		
Game	65	vs. Detroit	Game	64	vs. Boston
Half	40	at San Antonio	Half	40	at Phoenix
Quarter	23	vs. Detroit	Quarter	29	vs. Syracuse

Category	Opponent	Years/Date	Category	Opponent	Years/Date
MOST FIELD GOALS ATTEMPTED					
Season	8,003	1972-73	HIGHEST FREE THROW PCT.		
Game	134	at Philadelphia	Season	812	2020-21, 2021-22
Half	68	vs. Chicago			
Quarter	36	vs. New York			

TEAM RECORDS, CONT. (*) NBA Record

Category	Opponent	Years/Date	Category	Opponent	Years/Date
MOST 3-PT. FIELD GOALS MADE					
Season	1,067	2018-19	MOST TURNOVERS**		
Game	25	at Minnesota	Season	1,523	1978-79
Half	15	at Orlando	Game	40	vs. Chicago
Quarter	11	vs. New Orleans	Half	20	vs. Detroit
			Quarter	13	at New Orleans

Category	Opponent	Years/Date	Category	Opponent	Years/Date
MOST 3-PT. FIELD GOALS ATTEMPTED					
Season	3,034	2018-19	FEWEST POINTS		
Game	61	vs. Milwaukee	Season	4,315	1998-99
Half	32	vs. Milwaukee	Game	57	Milwaukee vs. Boston
Quarter	17	five times			at Providence, R.I.
					2-27-55
					ATL-era
					58
					at Chicago
					1-14-13
					at Chicago
					1-14-13
					Second Half
					25
					vs. New Orleans
					1-21-11
					25
					vs. Orlando
					11-26-09
					25
					vs. Cleveland
					11-09-04
					First Quarter
					7
					at L.A. Lakers
					1-09-04
					Second Quarter
					5
					at Chicago
					1-14-13
					Third Quarter
					8
					at Chicago
					2-20-07
					vs. Minnesota
					12-06-07
					Fourth Quarter
					8
					at Cleveland
					1-05-05
					at Golden State
					11-05-03
					vs. Minnesota
					3-01-94
					Overtime
					0
					vs. Miami (3rd OT)
					1-05-12

Category	Opponent	Years/Date	Category	Opponent	Years/Date
MOST REBOUNDS					
Season	4,599	1968-69	MOST OFFENSIVE REBOUNDS**		
Game	102	vs. New York	Season	1,441	1974-75
Half	55	vs. New York	Game	36	at Buffalo
Quarter	35	vs. New York	Half	22	vs. New York
			Quarter	12	vs. Cleveland
					2-04-79

Category	Opponent	Years/Date	Category	Opponent	Years/Date
MOST DEFENSIVE REBOUNDS**					
Season	2,825	2018-19	MOST ASSISTS		
Game	50	vs. Chicago	Season	2,846	1980-81
Half	28	vs. Cleveland	Game	47	vs. New York
Quarter	17	two times	Half	34	at Washington
			Quarter	25	at San Diego
					2-11-70

Category	Opponent	Years/Date	Category	Opponent	Years/Date
MOST PERSONAL FOULS					
Season	2,470	1977-78	MOST DISQUALIFICATIONS		
Game	5	at Utah	Season	80	1977-78
Half	5	at Utah	Game	5	2-19-86
Quarter	5	at Utah	MOST STEALS**		
			Season	916	1977-78
			Game	23	at Philadelphia
			Half	14	at Philadelphia
			Quarter	8	at Philadelphia
			Quarter	8	at Boston
				8	vs. Indiana
					2-19-21
					3-06-92

Category	Opponent	Years/Date	Category	Opponent	Years/Date
MOST BLOCKED SHOTS**					
Season	665	1982-83	FEWEST FIELD GOALS MADE		
Game	19	vs. Chicago	Season	86.3	1998-99
Half	12	vs. New York	FEWEST FIELD GOALS ATTEMPTED		
Quarter	9	vs. New York	Season	1,539	1998-99
			Game	20	at Cleveland
					4-10-99

Category	Opponent	Years/Date	Category	Opponent	Years/Date
FEWEST FIELD GOALS ATTEMPTED					
Season	3,760	1998-99	FEWEST FIELD GOAL PERCENTAGE		
Game	57	vs. Cleveland	Season	.409	1998-99
			FEWEST FREE THROWS MADE		
			Season	1,025	2011-12
			Game	(*) 1	vs. Orlando
					4-01-18

Category	Opponent	Years/Date	Category	Opponent	Years/Date
FEWEST FREE THROWS ATTEMPTED					
Season	1,385	2011-12	LOWEST FREE THROW PERCENTAGE		
Game	1	vs. Orlando	Season	.686	1951-52, 1952-53
			FEWEST REBOUNDS		
			Season	2,175	1998-99
			Game	21	at Milwaukee
					3-06-00

**Statistics in these areas were not kept prior to 1973-74. For the top team season highs and lows in every category, see pg. 100.

TEAM RECORDS, CONT. (*) NBA Record

FEWEST OFFENSIVE REBOUNDS**

Category	Opponent	Years/Date
Season652	2011-12

FEWEST DEFENSIVE REBOUNDS**

Season1,499	1998-99
--------	------------	---------

FEWEST ASSISTS

Season782	1998-99
Game5 vs. New York	4-28-99

FEWEST PERSONAL FOULS

Season987	1998-99
--------	----------	---------

FEWEST DISQUALIFICATIONS

Season2	2020-21
	2	2014-15

FEWEST STEALS**

Season346	1998-99
Game0	three times

FEWEST BLOCKED SHOTS**

Season33	1973-74
Game0	many times, most recently: vs. LA Lakers (1-30-22)

**Statistics in these areas were not kept prior to 1973-74. For the top three team season highs and lows in every category, see pg. 100.

ALL-TIME CAREER LEADERS *all St. Louis years @ years spent in St. Louis/Atlanta

GAMES PLAYED

Dominique Wilkins882	1982-94
Wayne Rollins814	1977-88
* Bob Pettit792	1954-65
Kevin Willis753	1984-94, 04-05
* Cliff Hagan745	1956-66
@ Lou Hudson730	1968-77
Jon Koncak717	1985-95
@ Bill Bridges683	1962-71
Josh Smith676	2004-13
Eddie Johnson619	1977-86

MINUTES PLAYED

Dominique Wilkins32,545	1982-94
* Bob Pettit30,590	1954-65
@ Lou Hudson25,825	1968-77
@ Bill Bridges23,574	1962-71
Josh Smith23,078	2004-13
Kevin Willis22,588	1984-94, 04-05
* Cliff Hagan21,731	1956-66
Wayne Rollins20,763	1977-88
Joe Johnson19,733	2005-12
* Lenny Wilkens19,552	1960-68

AVERAGE MINUTES (MIN. 100 GMS)

* Mel Hutchins40.2	1951-53
Joe Johnson38.8	2005-12
* Bob Pettit38.8	1954-65
Shareef Abdur-Rahim38.0	2001-04
Al Harrington37.5	2004-06
Pete Maravich37.2	1970-74
Mookie Blaylock37.1	1992-99
Dominique Wilkins36.9	1982-94
Steve Smith36.7	1994-99
Dikembe Mutombo36.2	1996-01

TOTAL POINTS

Dominique Wilkins23,292	1982-94
* Bob Pettit20,880	1954-65
@ Lou Hudson16,049	1968-77

TOTAL POINTS (cont.)

* Cliff Hagan13,447	1956-66
John Drew12,621	1974-82
Joe Johnson10,606	2005-12
Kevin Willis10,582	1984-94, 04-05
Josh Smith10,371	2004-13
Eddie Johnson9,631	1977-86
@ Zelmo Beatty8,727	1962-69

SCORING AVERAGE (MIN. 100 GMS)

Dominique Wilkins26.4	1982-94
* Bob Pettit26.4	1954-65
Trae Young25.3	2018-
Pete Maravich24.3	1970-74
@ Lou Hudson22.0	1968-77
John Drew21.2	1974-82
Joe Johnson20.9	2005-12
Shareef Abdur-Rahim20.4	2001-04
* Clyde Lovellette19.3	1958-62
Steve Smith18.6	1994-99

FIELD GOALS MADE

Dominique Wilkins8,752	1982-94
* Bob Pettit7,349	1954-65
@ Lou Hudson6,570	1968-77
* Cliff Hagan5,239	1956-66
John Drew4,545	1974-82
Kevin Willis4,382	1984-94, 04-05
Josh Smith4,030	2004-13
Joe Johnson4,007	2005-12
Eddie Johnson3,801	1977-86
Al Horford3,544	2007-16

FIELD GOALS ATTEMPTED

Dominique Wilkins18,743	1982-94
* Bob Pettit16,872	1954-65
@ Lou Hudson13,501	1968-77
* Cliff Hagan11,630	1956-66
John Drew9,660	1974-82
Joe Johnson8,929	2005-12
Kevin Willis8,707	1984-94, 04-05
Josh Smith8,674	2004-13
Eddie Johnson7,957	1977-86
@ Bill Bridges7,490	1962-71

ALL-TIME CAREER LEADERS *all St. Louis years @ years spent in St. Louis/Atlanta

FIELD GOAL PCT. (Minimum 500 FGM)

Clint Capela603	2020-
John Collins559	2017-
Mike Glenn553	1981-85
Al Horford535	2007-16
Dikembe Mutombo529	1996-01
Wayne Rollins529	1977-88
Cliff Levingston528	1984-90
Josh Childress522	2004-08
Antoine Carr516	1984-90
Walt Bellamy508	1969-74

MOST 3-PT. FIELD GOALS MADE

Mookie Blaylock1,050	1992-99
Joe Johnson908	2005-12
Kyle Korver818	2012-17
Trae Young730	2018-
Jason Terry648	1999-04
Kevin Hueter563	2018-22
Steve Smith549	1994-99
Dominique Wilkins500	1982-94
Mike Bibby475	2008-11
Kent Bazemore453	2014-19

MOST 3-PT. FIELD GOALS ATTEMPTED

Mookie Blaylock3,023	1992-99
Joe Johnson2,502	2005-12
Trae Young2,057	2018-
Kyle Korver1,811	2012-17
Jason Terry1,767	1999-04
Steve Smith1,630	1994-99
Dominique Wilkins1,587	1982-94
Kevin Hueter1,484	2018-22
Kent Bazemore1,277	2014-19
Jeff Teague1,213	2009-16, 2020

MOST FREE THROWS MADE

* Bob Pettit6,182	1954-65
Dominique Wilkins5,288	1982-94
John Drew3,527	1974-82
* Cliff Hagan2,969	1956-66
@ Lou Hudson2,909	1968-77
* Lenny Wilkens2,633	1960-68
* Zelmo Beatty2,207	1962-69
@ Bill Bridges2,147	1962-71
Josh Smith2,044	2004-13
Glenn Rivers2,008	1983-91

MOST FREE THROWS ATTEMPTED

* Bob Pettit8,119	1954-65
Dominique Wilkins6,506	1982-94
John Drew4,743	1974-82
* Cliff Hagan3,722	1956-66
@ Lou Hudson3,659	1968-77
* Lenny Wilkens3,478	1960-68
Josh Smith3,125	2004-13
@ Bill Bridges3,099	1962-71
@ Zelmo Beatty2,952	1962-69
Kevin Willis2,570	1984-94, 2004-05

HIGHEST FREE THROW PCT

(Minimum 200 FTM)		
Danilo Gallinari905	2020-22
Kyle Korver887	2012-17
Salim Stoudamire882	2005-08
Glenn Robinson876	2002-03
Trae Young873	2018-
Jim Jackson872	1999-00
Tyrone Lue870	2004-08
Lou Williams859	2012-14, 2021-22
Jamal Crawford856	2009-11
Reggie Theus851	1988-89

TOTAL REBOUNDS

* Bob Pettit12,849	1954-65
@ Bill Bridges8,656	1962-71
Kevin Willis7,332	1984-94, 2004-05
Dominique Wilkins6,119	1982-94
Wayne Rollins5,994	1977-88
@ Zelmo Beatty5,622	1962-69
Josh Smith5,407	2004-13
Al Horford5,144	2007-16
* Cliff Hagan5,116	1956-66
Dan Roundfield4,658	1978-84

MOST OFFENSIVE REBOUNDS

Kevin Willis2,615	1984-94, 2004-05
Dominique Wilkins2,531	1982-94
Wayne Rollins1,902	1977-88
John Drew1,878	1974-82
Dan Roundfield1,542	1978-84
Josh Smith1,409	2004-13
Al Horford1,377	2007-16
Zaza Pachulia1,247	2005-13
Dikembe Mutombo1,228	1996-01
Cliff Levingston1,177	1984-90

MOST DEFENSIVE REBOUNDS

Kevin Willis4,717	1984-94, 2004-05
Wayne Rollins4,092	1977-88
Josh Smith3,998	2004-13
Al Horford3,767	2007-16
Dominique Wilkins3,588	1982-94
Dan Roundfield3,116	1978-84
Dikembe Mutombo3,093	1996-01
Jon Koncak2,583	1985-95
John Drew2,555	1974-82
Steve Hawes2,244	1976-83

REBOUNDING AVERAGE (Minimum 100 games)

* Bob Pettit16.2	1954-65
Clint Capela13.0	2020-
@ Bill Bridges12.7	1962-71
Dikembe Mutombo12.6	1996-01
Walt Bellamy12.2	1969-74
* Mel Hutchins11.6	1951-53
@ Zelmo Beatty11.2	1962-69
Dan Roundfield10.7	1978-84
Moses Malone10.0	1988-91
Kevin Willis9.7	1984-94, 2004-05

MOST ASSISTS

Glenn Rivers3,866	1983-91
Mookie Blaylock3,764	1992-99
Eddie Johnson3,207	1977-86
* Lenny Wilkens3,049	1960-68
Jeff Teague2,771	2009-16, 2020
Joe Johnson2,653	2005-12
Trae Young2,544	2018-
* Bob Pettit2,369	1954-65
Dominique Wilkins2,321	1982-94
* Cliff Hagan2,242	1956-66

ALL-TIME CAREER LEADERS, CONT. *all St. Louis years @ years spent in St. Louis/Atlanta

MOST STEALS

Mookie Blaylock	1,321	1992-99
Dominique Wilkins	1,245	1982-94
Glenn Rivers	1,166	1983-91
John Drew	859	1974-82
Josh Smith	857	2004-13
Eddie Johnson	741	1977-86
Jeff Teague	632	2009-16, 2020
Jason Terry	588	1999-04
Kevin Willis	581	1984-94, 2004-05
Stacey Augmon	570	1991-96

MOST BLOCKED SHOTS

Wayne Rollins	2,283	1977-88
Josh Smith	1,440	2004-13
Dikembe Mutombo	1,094	1996-01
Jon Koncak	747	1985-95
Dan Roundfield	716	1978-84
Al Horford	697	2007-16
Dominique Wilkins	588	1982-94
Theo Ratliff	436	2001-04
Kevin Willis	425	1984-94, 2004-05
Cliff Levingston	371	1984-90

MOST PERSONAL FOULS

Wayne Rollins	2,924	1977-88
@ Bill Bridges	2,575	1962-71
* Cliff Hagan	2,547	1956-66
* Bob Pettit	2,526	1954-65
Kevin Willis	2,364	1984-94, 2004-05
Jon Koncak	2,248	1985-95
John Drew	2,216	1974-82
@ Lou Hudson	2,110	1968-77
@ Zelmo Beaty	2,002	1962-69
Josh Smith	1,915	2004-13

MOST DISQUALIFICATIONS

Wayne Rollins	88	1977-88
John Drew	76	1974-82
* Charles Share	74	1953-60
@ Zelmo Beaty	65	1962-69
@ Bill Bridges	61	1962-71
John Brown	49	1973-80
Armond Hill	39	1976-84
* Lenny Wilkens	38	1960-68
Jon Koncak	37	1985-95
Dan Roundfield	36	1978-84

ALL-TIME SEASON LEADERS * St. Louis Hawks players

GAMES PLAYED

* Zelmo Beaty	82	1967-68
Bill Bridges	82	1969-70
Joe Caldwell	82	1969-70
Walt Hazzard	82	1969-70
Jim Davis	82	1969-70
Walt Hazzard	82	1970-71
Walt Bellamy	82	1970-71
Bill Bridges	82	1970-71
Walt Bellamy	82	1971-72
Herm Gilliam	82	1971-72
Ken Charles	82	1976-77
Armond Hill	82	2007-08
Ollie Johnson	82	1977-78
Armond Hill	82	1978-79
Tom McMillen	82	1978-79
Steve Hawes	82	1979-80
Wayne Rollins	82	1979-80
Jack Givens	82	1979-80
Rory Sparrow	82	1981-82
Dominique Wilkins	82	1982-83
Kevin Willis	82	1984-85
Kevin Willis	82	1985-86
Jon Koncak	82	1985-86
Jon Koncak	82	1986-87
Cliff Levingston	82	1986-87
Glenn Rivers	82	1986-87
Cliff Levingston	82	1987-88
Anthony Webb	82	1987-88
Randy Wittman	82	1987-88
John Battle	82	1988-89
Reggie Theus	82	1988-89
Anthony Webb	82	1989-90
Moses Malone	82	1990-91
Stacey Augmon	82	1991-92
Duane Ferrell	82	1992-93
Adam Keefe	82	1992-93
Stacey Augmon	82	1993-94
Craig Ehlo	82	1993-94
Jon Koncak	82	1993-94
Andrew Lang	82	1993-94

GAMES PLAYED (cont.)

Ennis Whatley	82	1993-94
Andrew Lang	82	1994-95
Grant Long	82	1995-96
Christian Laettner	82	1996-97
Dikembe Mutombo	82	1997-98
Alan Henderson	82	1999-00
Dikembe Mutombo	82	1999-00
Jason Terry	82	2000-01
Nazr Mohammed	82	2001-02
Hanno Möttölä	82	2001-02
Jacque Vaughn	82	2001-02
Alan Henderson	82	2002-03
Joe Johnson	82	2005-06
Joe Johnson	82	2007-08
Al Horford	82	2015-16
Taurean Prince	82	2017-18
DeAndre' Bembry	82	2018-19

MOST MINUTES PLAYED

Joe Johnson	3,343	2007-08
Joe Johnson	3,340	2005-06
*Bob Pettit	3,296	1963-64
*Bob Pettit	3,282	1961-62
Bill Bridges	3,269	1969-70
*Bill Bridges	3,197	1967-68
Walt Bellamy	3,187	1971-72
Lenny Wilkens	3,169	1967-68
Bill Bridges	3,140	1970-71
Christian Laettner	3,140	1996-97

ALL-TIME SEASON LEADERS, CONT. * St. Louis Hawks players

TOTAL POINTS

* Bob Pettit	2,429	1961-62
Dominique Wilkins	2,397	1987-88
Dominique Wilkins	2,366	1985-86
Dominique Wilkins	2,294	1986-87
* Bob Pettit	2,241	1962-63
Dominique Wilkins	2,217	1984-85
* Bob Pettit	2,190	1963-64
Trae Young	2,155	2021-22
Dominique Wilkins	2,138	1989-90
Dominique Wilkins	2,121	1992-93

SCORING AVERAGE

* Bob Pettit	31.1	1961-62
Dominique Wilkins	30.7	1987-88
Dominique Wilkins	30.3	1985-86
Dominique Wilkins	29.9	1992-93
Trae Young	29.6	2019-20
* Bob Pettit	29.2	1958-59
Dominique Wilkins	29.0	1986-87
Trae Young	28.4	2021-22
* Bob Pettit	28.4	1962-63
Dominique Wilkins	28.1	1991-92

MOST FIELD GOALS MADE

Dominique Wilkins	909	1987-88
Dominique Wilkins	888	1985-86
* Bob Pettit	867	1961-62
Dominique Wilkins	853	1984-85
Lou Hudson	830	1969-70
Lou Hudson	829	1970-71
Dominique Wilkins	828	1986-87
Pete Maravich	819	1973-74
Lou Hudson	816	1972-73
Dominique Wilkins	814	1988-89

MOST FIELD GOALS ATTEMPTED

Dominique Wilkins	1,957	1987-88
* Bob Pettit	1,928	1961-62
Dominique Wilkins	1,897	1985-86
Dominique Wilkins	1,891	1984-85
Pete Maravich	1,791	1973-74
Pete Maravich	1,788	1972-73
Dominique Wilkins	1,787	1986-87
Dominique Wilkins	1,756	1988-89
* Bob Pettit	1,746	1962-63
* Bob Pettit	1,720	1960-61
Lou Hudson	1,713	1970-71

HIGHEST FG PERCENTAGE (Minimum 200 FGM)

Dwight Howard	633	2016-17
Clint Capela	613	2021-22
Clint Capela	594	2020-21
Mike Glenn	588	1984-85
Wayne Rollins	584	1981-82
John Collins	583	2019-20
John Collins	576	2017-18
Josh Childress	571	2007-08
Al Horford	567	2013-14
John Collins	560	2018-19

MOST 3-PT. FIELD GOALS MADE

Trae Young	233	2021-22
Mookie Blaylock	231	1995-96
Kyle Korver	221	2014-15
Mookie Blaylock	221	1996-97
Trae Young	205	2019-20
Mookie Blaylock	199	1994-95
Kyle Korver	189	2012-13
Kyle Korver	185	2013-14
Taurean Prince	176	2017-18
Jason Terry	172	2001-02

MOST 3-PT. FIELD GOALS ATTEMPTED

Mookie Blaylock	623	1995-96
Trae Young	610	2021-22
Mookie Blaylock	604	1996-97
Trae Young	568	2019-20
Mookie Blaylock	555	1994-95
Trae Young	482	2018-19
Bogdan Bogdanovic	459	2021-22
Taurean Prince	457	2017-18
Kyle Korver	449	2014-15
Joe Johnson	444	2007-08
Jason Terry	444	2001-02

MOST FREE THROWS MADE

* Bob Pettit	695	1961-62
* Bob Pettit	685	1962-63
* Bob Pettit	667	1958-59
* Bob Pettit	608	1963-64
Dominique Wilkins	607	1986-87
* Bob Pettit	582	1960-61
Dominique Wilkins	577	1985-86
Moses Malone	561	1988-89
* Bob Pettit	557	1957-58
* Bob Pettit	557	1955-56

ALL-TIME SEASON LEADERS, CONT. * St. Louis Hawks players

MOST FREE THROWS ATTEMPTED

* Bob Pettit	901	1961-62
* Bob Pettit	885	1962-63
* Bob Pettit	879	1958-59
* Bob Pettit	804	1960-61
* Bob Pettit	771	1963-64
* Bob Pettit	757	1955-56
* Bob Pettit	744	1957-58
Dominique Wilkins	742	1986-87
* Bob Pettit	722	1959-60
Moses Malone	711	1988-89
Lenny Wilkens	711	1967-68

HIGHEST FREE THROW PCT. (Minimum 100 FTM)

Marco Belinelli	927	2017-18
Danilo Gallinari	925	2020-21
Danilo Gallinari	904	2021-22
Trae Young	904	2021-22
Kyle Korver	898	2014-15
Tom Millen	891	1978-79
Jason Terry	887	2002-03
Trae Young	886	2020-21
Tyronn Lue	883	2006-07
Jeff Teague	881	2012-13

MOST REBOUNDS

* Bob Pettit	1,540	1960-61
* Bob Pettit	1,457	1961-62
Kevin Willis	1,258	1991-92
Bill Bridges	1,233	1970-71
* Bob Pettit	1,224	1963-64
* Bob Pettit	1,221	1959-60
* Bob Pettit	1,221	1992-93
* Bob Pettit	1,216	1957-58
* Bob Pettit	1,191	1962-63
* Bill Bridges	1,190	1966-67
* Bob Pettit	1,182	1958-59

MOST OFFENSIVE REBOUNDS

Kevin Willis	418	1991-92
Moses Malone	386	1988-89
Moses Malone	364	1989-90
John Drew	357	1974-75
Kevin Willis	335	1993-94
Kevin Willis	335	1992-93
Dan Roundfield	326	1978-79
Kevin Willis	321	1986-87
Dikembe Mutombo	304	1999-00
Clint Capela	297	2020-21

MOST DEFENSIVE REBOUNDS

Dikembe Mutombo	853	1999-00
Kevin Willis	840	1991-92
Kevin Willis	693	1992-93
Dikembe Mutombo	661	1996-97
Dikembe Mutombo	656	1997-98
Dwight Howard	644	2016-17
Kevin Willis	628	1993-94
Dan Roundfield	621	1982-83
Clint Capela	606	2020-21
Clint Capela	598	2021-22

REBOUND AVERAGE

* Bob Pettit	20.3	1960-61
* Bob Pettit	18.7	1961-62
* Bob Pettit	17.4	1957-58
* Bob Pettit	17.0	1959-60
* Bob Pettit	16.4	1958-59
* Bob Pettit	16.1	1955-56
Kevin Willis	15.5	1991-92
* Bob Pettit	15.3	1963-64
* Bob Pettit	15.1	1962-63
* Bill Bridges	15.1	1966-67

MOST ASSISTS

Glenn Rivers	823	1986-87
Mookie Blaylock	789	1993-94
Glenn Rivers	747	1987-88
Trae Young	737	2021-22
* Lenny Wilkens	679	1967-68
Mookie Blaylock	671	1992-93
Trae Young	653	2018-19
Mookie Blaylock	616	1994-95
Jason Terry	600	2002-03
Trae Young	594	2020-21

ALL-TIME SEASON LEADERS, CONT. * St. Louis Hawks players

MOST STEALS

Mookie Blaylock	212	1996-97
Mookie Blaylock	212	1995-96
Mookie Blaylock	212	1993-94
Mookie Blaylock	203	1992-93
Mookie Blaylock	200	1994-95
Mookie Blaylock	183	1997-98
Glenn Rivers	181	1988-89
Glenn Rivers	171	1986-87
Glenn Rivers	163	1984-85
Lou Hudson	160	1973-74

MOST BLOCKED SHOTS

Wayne Rollins	343	1982-83
Dikembe Mutombo	277	1997-98
Wayne Rollins	277	1983-84
* Bob Pettit	269	1999-00
Dikembe Mutombo	264	1996-97
Theo Ratliff	262	2002-03
Wayne Rollins	254	1978-79
* Bob Pettit	244	1979-80
Josh Smith	227	2007-08
Wayne Rollins	224	1981-82

MOST PERSONAL FOULS

* Bill Bridges	366	1967-68
Dan Roundfield	358	1978-79
* Zelmo Beaty	344	1965-66
Jim Davis	335	1969-70
* Bill Bridges	333	1965-66
John Drew	332	1978-79
Wayne Rollins	328	1978-79
* Zelmo Beaty	328	1964-65
* Bill Bridges	325	1966-67
Wayne Rollins	326	1977-78

MOST DISQUALIFICATIONS

Joe C. Meriweather	21	1976-77
Wayne Rollins	19	1978-79
John Drew	19	1978-79
John Brown	18	1977-78
Wayne Rollins	16	1977-78
Dan Roundfield	16	1977-78
Armond Hill	15	1977-78
Steve Hawes	13	1980-81
Wayne Rollins	12	1979-80
* Bill Bridges	12	1966-67, 1967-68

OPPONENTS' IND. SINGLE GAME RECORDS (*) NBA Record

MOST POINTS

Game	67	Wilt Chamberlain	Philadelphia at St. Louis	2-17-62
Half	44	Wilt Chamberlain	Philadelphia at St. Louis	2-17-62
Quarter	29	James Harden	Houston vs. Atlanta	11-30-19

MOST FIELD GOALS MADE

Game	26	Wilt Chamberlain	Philadelphia at St. Louis	2-17-62
	26	Wilt Chamberlain	San Francisco vs. St. Louis	12-18-62
Half	17	Wilt Chamberlain	Philadelphia at St. Louis	2-17-62
Quarter	11	Wilt Chamberlain	Philadelphia at St. Louis	2-17-62

MOST FIELD GOALS ATTEMPTED

Game	53	Wilt Chamberlain	San Francisco vs. St. Louis	12-18-62
Half	28	Wilt Chamberlain	San Francisco vs. St. Louis	12-18-62
Quarter	15	Bob McAdoo	Buffalo at Atlanta	2-15-75

MOST THREE-POINT FIELD GOALS MADE

Game	11	Dennis Scott	Orlando vs. Atlanta	4-18-96
Half	7	Gary Trent Jr.	Toronto at Atlanta	1-31-22
	7	Zach LaVine	Chicago at Atlanta	4-09-21
	7	Kemba Walker	Charlotte at Atlanta	1-31-18
	7	Dennis Scott	Orlando vs. Atlanta	4-18-96
Quarter	5	Gary Trent Jr.	Toronto at Atlanta	1-31-22
	5	Malachi Flynn	Toronto vs. Atlanta	4-13-21
	5	Zach LaVine	Chicago at Atlanta	4-09-21
	5		eight other times	

OPPONENTS IND. SINGLE GAME RECORDS, CONT. (*) NBA Record

MOST THREE-POINT FIELD GOALS ATTEMPTED

Game.....	20	James Harden	Houston at Atlanta	1-08-20
Half.....	12	three times		
Quarter.....	9	Kentavious Caldwell-Pope	Detroit vs. Atlanta	1-09-15

MOST FREE THROWS MADE

Game.....	22	Lloyd Free	San Diego at Atlanta	1-13-79
Half.....	14	Larry Foust	Minneapolis vs. St. Louis	12-30-57
Quarter.....	14	James Harden	Houston vs. Atlanta	11-30-19
		James Harden	Houston vs. Atlanta	11-30-19

MOST FREE THROWS ATTEMPTED

Game.....	34	Wilt Chamberlain	Philadelphia vs. St. Louis	2-22-62
Half.....	17	Lloyd Free	San Diego at Atlanta	1-13-79
Quarter.....	16	James Harden	Houston vs. Atlanta	11-30-19

MOST REBOUNDS

Game.....	37	Walt Bellamy	Baltimore vs. St. Louis	12-04-64
Half.....	21	Marvin Webster	Seattle at Atlanta	11-01-77
Quarter.....	14	Marvin Webster	Seattle at Atlanta	11-01-77

MOST OFFENSIVE REBOUNDS

Game.....	15	Swen Nater	Milwaukee vs. Atlanta	12-19-76
Half.....	10	Michael Cage	Cleveland at Atlanta	4-16-96
Quarter.....	7	Brendan Haywood	Washington at Atlanta	4-07-06
	7	Zydrunas Ilgauskas	Cleveland vs. Atlanta	2-16-05

MOST DEFENSIVE REBOUNDS

Game.....	28	Elvin Hayes	Capital at Atlanta	11-17-73
Half.....	16	Marvin Webster	Seattle at Atlanta	11-01-77
Quarter.....	12	Marvin Webster	Seattle at Atlanta	11-01-77

MOST ASSISTS

Game.....	28	Guy Rodgers	San Francisco vs. St. Louis	3-14-63
Half.....	16	Guy Rodgers	San Francisco vs. St. Louis	3-14-63
Quarter.....	10	Russell Westbrook	Washington at Atlanta	5-10-21
		Dee Brown	Boston at Atlanta	2-28-92
		Gene Shue	Detroit vs. St. Louis	12-06-61

MOST STEALS

Game.....	9	Scottie Pippen	Chicago vs. Atlanta	3-08-94
Half.....	6	Gus Williams	Washington vs. Atlanta	10-30-84
Quarter.....	6	Gus Williams	Washington vs. Atlanta	10-30-84
		Rickey Green	Utah vs. Atlanta	11-12-82
		Rickey Green	Utah vs. Atlanta	11-12-82

OPPONENTS' IND. SINGLE GAME RECORDS, CONT. (*) NBA Record

MOST BLOCKED SHOTS

Game.....	15	Manute Bol	Washington vs. Atlanta	1-25-86
Half.....	10	Keon Clark	Toronto vs. Atlanta	3-23-01
Quarter.....	6	Harvey Catchings	Philadelphia vs. Atlanta	3-21-75
		Artis Gilmore	Chicago vs. Atlanta	12-20-77

MOST TURNOVERS

Game.....	12	Artis Gilmore	Chicago vs. Atlanta	1-01-78
Half.....	8	Ricky Davis	Cleveland at Atlanta	1-31-03
Quarter.....	6	Julius Erving	Philadelphia at Atlanta	11-15-77

OPPONENTS' TEAM RECORDS (*) NBA Record

Category	Opponent	Date	Category	Opponent	Date
----------	----------	------	----------	----------	------

MOST POINTS

Season	9,788		2018-19
Game.....	168	Chicago at Atlanta	3-01-19
Half.....	81	two times	
Quarter.....	49	New York vs. Atlanta	10-17-18
Overtime.....	21	Utah at Atlanta	2-19-86

FEWEST POINTS

Season	4,170	1998-99	
Average	83.4	1998-99	
Game..... (All-time)	51	Philadelphia vs. Atlanta	11-27-53
(All-era)	65	Cleveland vs. Atlanta	5-02-99
First Half.....	26	Milwaukee vs. Atlanta	11-21-96
Second Half.....	21	Chicago vs. Atlanta	1-03-12
First Quarter.....	5	Miami at Atlanta	11-15-96
Second Quarter.....	8	San Antonio vs. Atlanta	2-25-08
Third Quarter.....	8	Minnesota at Atlanta	4-05-06
		Sacramento at Atlanta	3-09-07
		New York at Atlanta	4-28-99
		Orlando vs. Atlanta	3-01-99
		Milwaukee at Atlanta	3-07-97
		Milwaukee vs. Atlanta	2-26-97
		Cleveland at Atlanta	3-01-96
		New York vs. Atlanta	12-23-93
Fourth Quarter.....	8	Miami at Atlanta	11-15-96
Overtime.....	0	Washington at Atlanta	11-18-97

MOST FIELD GOALS MADE

Season	3,801	1970-71	
Game.....	62	Philadelphia vs. Atlanta	12-08-82
Half.....	34	Chicago vs. Atlanta	3-20-71
Quarter.....	20	Philadelphia vs. St. Louis	2-15-61

MOST FIELD GOALS ATTEMPTED

Season	8,525	1970-71	
Game.....	129	Syracuse vs. St. Louis	12-17-57
Half.....	71	Phoenix at Atlanta	3-10-71
Quarter.....	44	Baltimore at Atlanta	11-07-72

MOST 3-PT. FIELD GOALS MADE

Season	1,051	2021-22	
Game.....	25	two times	
Half.....	15	Houston at Atlanta	3-19-19
Quarter.....	10	two times	

MOST 3-PT. FIELD GOALS ATTEMPTED

Season	2,821	2021-22	
Game.....	63	Houston at Atlanta	6-16-21
Half.....	33	Houston at Atlanta	6-16-21
Quarter.....	19	three times	

MOST FREE THROWS MADE

Season	2,193	1977-78	
Game.....	51	Cleveland at Atlanta	4-06-87
Half.....	32	Cleveland at Atlanta	4-06-87
Quarter.....	21	Washington at Atlanta	11-17-03

MOST FREE THROWS ATTEMPTED

Season	2,930	1977-78	
Game.....	61	Denver vs. Atlanta	1-13-81
Half.....	42	Phoenix at Atlanta	12-18-77
Quarter.....	28	Washington at Atlanta	11-17-03
		Phoenix at Atlanta	12-18-77

MOST REBOUNDS

Season	4,279	1970-71	
Game.....	105	Detroit vs. St. Louis	12-07-58
Half.....	57	Detroit vs. St. Louis	12-07-58
Quarter.....	38	Detroit vs. St. Louis	12-07-58

MOST OFFENSIVE REBOUNDS

Season	1,332	1984-85	
Game.....	33	Orlando at Atlanta	11-11-89
Half.....	19	Denver at Atlanta	2-26-85
Quarter.....	14	San Diego at Atlanta	12-01-79
		Chicago at Atlanta	1-02-85

OPPONENTS' TEAM RECORDS, CONT. (*) NBA Record

Category	Opponent	Date	Category	Opponent	Date
MOST DEFENSIVE REBOUNDS			FEWEST FIELD GOALS MADE		
Season.....	2,851	1974-75	Season.....	1,598	1998-99
Game.....	55	Brooklyn vs. Atlanta	Game.....	22	four times, most recently: New Jersey vs. Atlanta
Half.....	32	Brooklyn vs. Atlanta			12-27-11
Quarter.....	21	Brooklyn vs. Atlanta			
MOST ASSISTS			FEWEST FIELD GOALS ATTEMPTED		
Season.....	2,320	1990-91	Season.....	3,873	1998-99
Game.....	52	Chicago vs. Atlanta	Game.....	55	Philadelphia vs. Atlanta
Half.....	29	Chicago vs. Atlanta			4-01-88
Quarter.....	16	Chicago vs. Atlanta			
MOST STEALS			FEWEST FREE THROWS MADE		
Season.....	823	1973-74	Season.....	784	1998-99
Game.....	21	Phoenix vs. Atlanta	Game.....	1	Memphis at Atlanta
Half.....	13	Atlanta at Toronto			2-08-14
Quarter.....	9	New Orleans at Atlanta			
	9	Phoenix at Atlanta			
MOST BLOCKED SHOTS			FEWEST FREE THROWS ATTEMPTED		
Season.....	559	1978-79	Season.....	1,076	1998-99
Game.....	(*) 23	Toronto vs. Atlanta	Game.....	1	Memphis at Atlanta
Half.....	(*) 16	Toronto vs. Atlanta			2-08-14
Quarter.....	9	Toronto vs. Atlanta			
MOST TURNOVERS			FEWEST REBOUNDS		
Average.....	24.1 (1,980)	1977-78	Season.....	1,950	1998-99
Game.....	40	Los Angeles vs. Atlanta	Game.....	24	three times, most recently: Charlotte at Atlanta
Half.....	21	Phoenix at Atlanta			4-17-98
Quarter.....	13	Philadelphia at Atlanta			
MOST BLOCKED SHOTS			FEWEST ASSISTS		
Season.....	243	1998-99	Season.....	295	1998-99
Game.....	0	many times, most recently: New York at Atlanta	Game.....	5	Philadelphia at Atlanta
		1-15-22			1-26-69

STATE FARM ARENA REGULAR SEASON TEAM RECORDS

HAWKS			OPPONENTS		
MOST POINTS			MOST POINTS		
Game.....	161	vs. CHI 3-01-19	Game.....	168	CHI 3-01-19
	152	vs. WAS 1-26-20		146	SAC 11-01-18
Half.....	146	vs. TOR 12-02-09		138	CHA 3-09-20
	83	vs. WAS 3-12-04	Half.....	77	6x, most recently UTA 11-04-21
	78	vs. WAS 1-26-20		76	CHI 3-11-18
	77	vs. IND 3-13-22		75	MEM 3-02-20
Quarter.....	47	vs. WAS 1-26-20	Quarter.....	46	CHA 2-09-19
				45	3x, most recently WAS 5-10-21
				44	HOU 12-13-21
MOST FIELD GOALS MADE			MOST FIELD GOALS MADE		
Game.....	61	vs. CHI 3-01-19	Game.....	56	CHI 3-01-19
	56	vs. OKC 1-15-19		55	GSW 3-04-08
MOST FIELD GOALS ATTEMPTED			MOST FIELD GOALS ATTEMPTED		
Game.....	123	vs. CHI 3-01-19	Game.....	128	NYK 1-29-17
	119	vs. NYK 1-29-17		126	UTA 3-25-12
	118	vs. MIL 3-31-19		119	CHI 3-01-19
MOST 3-PT. FIELD GOALS MADE			MOST 3-PT. FIELD GOALS MADE		
Game.....	23	vs. BOS 2-24-21	Game.....	25	CLE 3-03-17
	22	vs. MIL 3-31-19		21	CHI 3-01-19
	22	vs. CHI 3-01-19		20	2x, most recently DET 11-09-18
MOST 3-PT. FIELD GOALS ATTEMPTED			MOST 3-PT. FIELD GOALS ATTEMPTED		
Game.....	61	vs. MIL 3-31-19	Game.....	63	HOU 5-16-21
	60	vs. CHI 3-01-19		55	MIL 3-31-19
	48	2x, most recently vs. POR 3-14-22			
MOST FREE THROWS MADE			MOST FREE THROWS MADE		
Game.....	45	vs. MEM 3-29-04	Game.....	44	ORL 11-26-04
	40	vs. DAL 3-25-07		42	MIA 12-19-07
	39	2x, most recently vs. WAS 4-07-06		40	DET 4-14-01
MOST FREE THROWS ATTEMPTED			MOST FREE THROWS ATTEMPTED		
Game.....	50	vs. UTA 12-17-07	Game.....	54	2x, most recently BKN 3-09-19
	50	vs. MEM 3-29-04		51	2x, most recently CLE 1-25-06
	49	3x, most recently vs. BKN 4-02-22		50	DET 4-14-01
MOST REBOUNDS			MOST REBOUNDS		
Game.....	65	vs. ORL 4-20-21	Game.....	71	MIL 3-31-19
	65	vs. MIN 2-27-19		65	MIL 2-20-16
	64	3x		64	UTA 3-25-12
MOST OFFENSIVE REBOUNDS			MOST OFFENSIVE REBOUNDS		
Game.....	26	vs. BKN 3-26-17	Game.....	26	PHI 4-03-19
	24	vs. DAL 3-19-00		23	4x, most recently DET 10-27-15
	23	3x		22	5x, most recently SAC 3-13-21
MOST DEFENSIVE REBOUNDS			MOST DEFENSIVE REBOUNDS		
Game.....	50	vs. CHI 3-01-19	Game.....	51	CHI 3-01-19
	49	2x, most recently vs. DAL 10-21-21		50	MIL 12-27-19
	47	4x, most recently vs. ORL 4-20-21		49	2x, most recently MIL 3-31-19
MOST ASSISTS			MOST ASSISTS		
Game.....	42	vs. SAC 3-09-15	Game.....	40	WAS 1-27-18
	40	vs. SAC 11-15-17		39	ORL 12-09-17
	40	vs. BKN 4-04-15		38	2x, most recently SAC 11-01-19
MOST STEALS			MOST STEALS		
Game.....	17	2x, most recently vs. HOU 11-05-16	Game.....	20	PHO 3-30-00
	16	5x, most recently vs. CHI 1-20-17		18	2x, most recently WAS 12-03-04
	15	10x, most recently vs. MN 1-18-21		17	2x, most recently TOR 3-10-17
MOST BLOCKED SHOTS			MOST BLOCKED SHOTS		
Game.....	15	vs. NJN 2-15-00	Game.....	13	WAS 10-30-10
	14	vs. PHI 2-04-08		12	TOR 1-24-18
	13	vs. CHI 1-09-16		12	2x, most recently PHI 1-11-21

HAWKS/STATE FARM ARENA REGULAR SEASON INDIVIDUAL RECORDS

MOST POINTS

Game.....	50	2x, most recently Trae Young	vs. Miami	2-20-20
	49	Trae Young	vs. Chicago	3-01-19
	48	Trae Young	vs. New York	2-09-20
Half.....	33	Trae Young	vs. Indiana	3-13-22
	31	3x, most recently Trae Young	vs. New York	3-11-20
	30	2x, most recently Trae Young	vs. Minnesota	1-19-22
Quarter.....	27	Trae Young	vs. New York	3-11-20
	23	Trae Young	vs. Minnesota	1-19-22
	22	Joe Johnson	vs. Charlotte	11-29-06

MOST FIELD GOALS MADE

Game.....	21	Shareef Abdur-Rahim	vs. Detroit	11-23-01
	18	Isaiah Rider	vs. LA Clippers	12-08-99
	17	4x, most recently Trae Young	vs. Toronto	2-26-22

MOST FIELD GOALS ATTEMPTED

Game.....	34	Joe Johnson	vs. Seattle	11-16-07
	34	Jason Terry	vs. Cleveland	4-13-02
	33	Trae Young	vs. Chicago	3-01-19

MOST THREE-POINT FIELD GOALS MADE

Game.....	10	Danilo Gallinari	vs. Boston	2-24-21
	8	5x, most recently Cam Reddick	vs. Chicago	12-27-21
	7	11x, most recently Trae Young	vs. Chicago	3-03-22

MOST THREE-POINT FIELD GOALS ATTEMPTED

Game.....	18	Taurean Prince	vs. Philadelphia	4-10-18
	15	Trae Young	vs. Miami	2-20-20
	14	5x, most recently Trae Young	vs. Portland	3-14-22

MOST FREE THROWS MADE

Game.....	18	Trae Young 3x, most recently	vs. Miami	2-20-20
	16	5x, most recently Trae Young	vs. New York	2-09-20
	15	2x, most recently Trae Young	vs. Detroit	12-28-20

MOST FREE THROWS ATTEMPTED

Game.....	21	Trae Young	vs. Toronto	1-20-20
	20	2x, most recently Trae Young	vs. Philadelphia	1-30-20
	19	2x, most recently Trae Young	vs. Detroit	12-28-20

MOST REBOUNDS

Game.....	29	Dikembe Mutombo	vs. Toronto	1-31-01
	29	Dikembe Mutombo	vs. Minnesota	12-14-99
	26	Clint Capela	vs. Detroit	1-20-21

MOST OFFENSIVE REBOUNDS

Game.....	13	Dikembe Mutombo	vs. New York	1-28-00
	12	3x, most recently Clint Capela	vs. Detroit	1-20-21

MOST DEFENSIVE REBOUNDS

Game.....	20	Dikembe Mutombo	vs. Orlando	1-06-01
	18	3x, most recently Dwight Howard	vs. Charlotte	12-17-16
	17	4x, most recently Al Horford	vs. Miami	2-27-09

MOST ASSISTS

Game.....	18	Trae Young	vs. Philadelphia	1-30-20
	17	Trae Young	vs. LA Clippers	11-19-18
	16	5x, most recently Trae Young	vs. LA Lakers	2-01-21

MOST STEALS

Game.....	8	Speedy Claxton	vs. Cleveland	12-27-06
	7	2x, most recently Josh Smith	vs. Dallas	2-26-10
	6	5x, most recently Jeff Teague	vs. Cleveland	11-30-12

MOST BLOCKED SHOTS

Game.....	11	Dikembe Mutombo	vs. New Jersey	2-15-00
	9	5x, most recently Josh Smith	vs. Philadelphia	2-04-08
	8	5x, most recently Josh Smith	vs. New York	12-16-05

OPPONENTS/STATE FARM ARENA REGULAR SEASON INDIVIDUAL RECORDS

MOST POINTS

Game.....	55	Kevin Durant	Brooklyn	4-02-22
	53	Allen Iverson	Philadelphia	12-23-05
	50	Zach LaVine	Chicago	4-09-21
Half.....	39	Zach LaVine	Chicago	4-09-21
	32	Allen Iverson	Philadelphia	12-23-05
	30	Kevin Durant	Brooklyn	4-02-22
Quarter.....	25	Zach LaVine	Chicago	4-09-21
	23	LeBron James	Miami	3-18-11

MOST FIELD GOALS MADE

Game.....	19	Kevin Durant	Brooklyn	4-02-22
	18	5x, most recently Zach LaVine	Chicago	4-09-21
	17	5x, most recently Zach LaVine	Chicago	3-01-19

MOST FIELD GOALS ATTEMPTED

Game.....	37	Tracy McGrady	Orlando	2-02-03
	36	Carmelo Anthony	New York	1-29-17
	35	Zach LaVine	Chicago	3-01-19

MOST THREE-POINT FIELD GOALS MADE

Game.....	9	4x, most recently Klay Thompson	Golden State	3-25-22
	8	6x, most recently Kevin Durant	Brooklyn	4-02-22
	7	13x, most recently Kyrie Irving	Brooklyn	4-02-22

MOST THREE-POINT FIELD GOALS ATTEMPTED

Game.....	20	James Harden	Houston	1-08-20
	18	Armoni Brooks	Houston	5-16-21
	17	Kemba Walker	Charlotte	2-09-19

MOST FREE THROWS MADE

Game.....	20	Dwyane Wade	Miami	12-19-07
	19	3x, most recently James Harden	Houston	1-08-20
	17	2x, most recently Kevin Love	Minnesota	2-01-14

MOST FREE THROWS ATTEMPTED

Game.....	24	Carmelo Anthony	Denver	12-18-05
	23	James Harden	Houston	1-08-20
	22	Dwyane Wade	Miami	12-19-07

MOST REBOUNDS

Game.....	24	Dwight Howard	Orlando	3-24-10
	23	3x, most recently Tyson Chandler	New York	2-22-14
	22	2x, most recently Clint Capela	Houston	1-08-20

MOST OFFENSIVE REBOUNDS

Game.....	11	2x, most recently Clint Capela	Houston	1-08-20
	10	Marcus Camby	LA Clippers	2-03-10
	9	6x, most recently Nikola Jokic	Denver	2-08-17

MOST DEFENSIVE REBOUNDS

Game.....	19	3x, most recently Tyson Chandler	New York	2-22-14
	17	David West	New Orleans	3-09-09
	16	2x, most recently Julius Randle	New York	2-09-20

MOST ASSISTS

Game.....	21	Russell Westbrook	Washington	5-10-21
	19	3x, most recently LeBron James	Cleveland	2-09-18
	17	4x, most recently Kyle Lowry	Toronto	11-21-18

MOST STEALS

Game.....	8	Allen Iverson	Philadelphia	3-29-03
	7	4x, most recently Chris Paul	LA Clippers	11-24-12
	6	18x, most recently Jimmy Butler	Miami	10-31-19

MOST BLOCKED SHOTS

Game.....	8	David Robinson	San Antonio	3-22-01
	7	5x, most recently JaVale McGee	Washington	10-30-10
	6	11x, most recently Derrick White	San Antonio	3-06-19

HIGHS AND LOWS (Most records since 1968-69 season)

Atlanta Highs		Atlanta Lows			Opponent Highs		Opponent Lows	
3817	1969-70	1539	1998-99	FIELD GOALS MADE	3801	1970-71	1598	1998-99
3700	1972-73	2429	2011-12		3758	1972-73	2380	2011-12
3614	1970-71	2723	2019-20		3601	1971-72	2804	1996-97
8033	1972-73	3759	1998-99	FIELD GOALS ATTEMPTED	8525	1970-71	3872	1998-99
7909	1969-70	5348	2011-12		8152	1972-73	5366	2011-12
7844	1968-69	6067	2019-20		7744	1971-72	6078	2019-20
.490	1985-86	.409	1998-99	FIELD GOAL PERCENTAGE	.496	1992-93	.413	1998-99
.487	1989-90	.431	2000-01		.496	1989-90	.432	2015-16
.485	1987-88	.433	2003-04		.494	1990-91	.435	1996-97
2168	1988-89	1025	2011-12	FREE THROWS MADE	2193	1977-78	784	1998-99
2038	1979-80	1040	1998-99		2045	1978-79	997	2011-12
2034	1990-91	1158	2012-13		2024	1980-81	1219	2020-21
2975	1970-71	1385	2011-12	FREE THROWS ATTEMPTED	2930	1977-78	1076	1998-99
2785	1968-69	1422	1998-99		2727	1978-79	1324	2011-12
2725	1971-72	1566	2019-20		2651	1980-81	1519	2020-21
.812	2021-22	.687	1968-69	FREE THROW PERCENTAGE	.803	2020-21	.719	1982-83
.812	2020-21	.711	2004-05		.792	2021-22	.726	1994-95
.800	1988-89	.713	1970-71		.787	1973-74	.729	1998-99
1441	1974-75	652	2011-12	OFFENSIVE REBOUNDS	1322	1984-85	581	1998-99
1381	1978-79	661	2019-20		1303	1982-83	712	2011-12
1372	1988-89	675	1998-99		1261	1979-80	719	2020-21
2793	2016-17	1499	1998-99	DEFENSIVE REBOUNDS	2904	2018-19	1369	1998-99
2825	2018-19	2066	2011-12		2869	2015-16	2079	2011-12
2783	2021-22	2148	1995-96		2851	1974-75	2152	1997-98
4599	1968-69	2174	1998-99	TOTAL REBOUNDS	4279	1970-71	1950	1998-99
4472	1970-71	2718	2011-12		4147	1972-73	2791	2011-12
4210	1969-70	2898	2019-20		4020	1974-75	3150	2019-20
56.1	1968-69	39.3	2010-11	REBOUND AVERAGE	52.2	1970-71	39.0	1998-99
54.5	1970-71	40.0	2013-14		50.6	1972-73	39.4	1997-98
51.3	1969-70	40.0	2008-09		49.0	1974-75	39.9	1996-97
2846	1980-81	781	1998-99	ASSISTS	2320	1990-91	895	1998-99
2142	1969-70	1481	2011-12		2202	2018-19	1354	2011-12
2123	1991-92	1557	1996-97		2189	1992-93	1665	1996-97
2470	1977-78	986	1998-99	PERSONAL FOULS	2265	1974-75	1202	1998-99
2424	1978-79	1178	2011-12		2209	1980-81	1263	2011-12
2302	1976-77	1457	2014-15		2179	1981-82	1404	2019-20
80	1977-78	2	14-15, 20-21	DISQUALIFICATIONS	45	1978-79	5	2015-16
72	1978-79	3	2008-09		44	1976-77	5	2012-13
71	1976-77	4	2010-11, 13-14		40	1973-74	5	2010-11
916	1977-78	346	1998-99	STEALS	823	1973-74	379	1998-99
915	1993-94	497	2010-11		810	2018-19	494	2011-12
817	1988-89	500	1999-00		803	1976-77	506	2009-10
1823	1973-74	745	1998-99	TURNOVERS	1980	1977-78	675	1998-99
1779	1976-77	921	2011-12		1846	1973-74	886	2020-21
1605	1980-81	953	2020-21		1799	1978-79	999	2011-12
665	1982-83	227	1974-75	BLOCKED SHOTS	559	1978-79	243	1998-99
596	1976-79	260	1998-99		555	1980-81	313	2011-12
558	1983-84	277	1975-76		554	1979-80	315	1994-95
9646	1969-70	4315	1998-99	TOTAL POINTS	9788	2018-19	4170	1998-99
9348	1970-71	6375	2011-12		9495	1970-71	6148	2011-12
9343	2021-22	7459	2000-01		9215	2021-22	7328	1996-97
117.6	1969-70	86.3	1998-99	POINTS PER GAME	119.7	2019-20	83.4	1998-99
114.0	1970-71	91.0	2000-01		119.4	2018-19	89.4	1996-97
113.9	2021-22	92.7	2004-05		117.2	1969-70	92.3	1997-98
+7.2	1986-87	-9.8	2004-05	POINT DIFFERENTIAL				
5.4	2014-15	7.9	2019-20					
5.2	1993-94	6.1	2018-19					
36-5	two times	9-32	2004-05	HOME RECORD				
35-6	three times	16-25	2017-18					
25-16	2014-15	4-37	2004-05	ROAD RECORD				
22-19	1986-87	6-27	2019-20					
21-20	three times	7-34	two times					
60-22	2014-15	13-69	2004-05	SEASON RECORD				
57-25	1993-94	24-58	2017-18					
	1986-87	20-47	2019-20					
.732	2014-15	.159	2004-05	WINNING PERCENTAGE				
.695	1993-94	.293	2017-18					
	1986-87	.299	2019-20					
79	1969-70			100-POINT GAMES				
22	1990-91			WINNING STREAK HOME				
11	2004-05			LOSING STREAK HOME				
12	1968-69, 2014-15			WINNING STREAK ROAD				
23	2004-05			LOSING STREAK ROAD				

HAWKS ALL-TIME SELECT CIRCLE

MOST POINTS SCORED IN ONE GAME

Player	Opponent	Date	FG	FT	Pts
Dominique Wilkins	vs. Chicago	12-10-86	19	19	57
Dominique Wilkins	vs. New Jersey	4-10-86	21	15	57
Lou Hudson	vs. Chicago at Auburn, AL	11-10-69	25	7	57
Trae Young	at Portland	1-03-22	17	15	56
Dominique Wilkins	vs. Boston	2-03-87	19	16	54
Dominique Wilkins	vs. L.A. Clippers	1-12-87	19	14	53
Dominique Wilkins	vs. New York	12-07-91	17	16	52
Dominique Wilkins	vs. Sacramento	2-16-88	20	9	51
Trae Young	vs. Miami	2-20-20	12	18	50
Shareef Abdur-Rahim	vs. Detroit	11-23-01	21	8	50
Dominique Wilkins	vs. Detroit	3-01-88	18	13	50
John Drew	vs. Denver	12-30-78	19	12	50
Pete Maravich	vs. Cleveland	2-05-72	20	10	50
Pete Maravich	vs. Philadelphia	1-16-72	18	14	50

MOST FIELD GOALS IN ONE GAME

Player	Opponent	Date	FGM	FGA
Lou Hudson	vs. Chicago at Auburn, AL	11-10-69	25	34
Lou Hudson	vs. San Diego	3-11-70	22	33
Lou Hudson	at Portland	11-18-70	22	35
Shareef Abdur-Rahim	vs. Detroit	11-23-01	21	30
Dominique Wilkins	vs. New Jersey	4-10-86	21	37
Pete Maravich	vs. Cleveland	2-05-72	20	27
Lou Hudson	at Phoenix	2-16-74	20	38
Dominique Wilkins	vs. Sacramento	2-16-88	20	31

MOST FREE THROWS IN ONE GAME

Player	Opponent	Date	FTM	FTA
Dominique Wilkins	vs. Chicago	12-08-92	23	23
John Drew	at Phoenix	4-05-77	21	28
Dominique Wilkins	at New York	3-02-93	20	22
Dominique Wilkins	at Seattle	2-10-87	20	22
Dominique Wilkins	vs. Chicago	12-10-86	19	21
Moses Malone	vs. Portland	12-08-89	19	22

MOST REBOUNDS IN ONE GAME

Player	Opponent	Date	Off	Def	Tot
Kevin Willis	vs. Washington	2-19-92	16	17	33
Kevin Willis	at Dallas	12-03-91	11	20	31
Dikembe Mutombo	vs. Toronto	1-31-01	12	17	29
Dikembe Mutombo	at New Jersey	12-26-00	11	17	28
Bill Bridges	vs. Cincinnati	11-29-69	—	—	28
Walt Bellamy	vs. L.A. Lakers	3-03-70	—	—	27
Bill Bridges	vs. Boston	2-10-71	—	—	27
Walt Bellamy	vs. Buffalo	12-11-73	11	16	27
Clint Capela	vs. Detroit	1-20-21	12	14	26
Dan Roundfield	vs. Philadelphia	3-11-80	9	17	26
John Collins	vs. Indiana	4-10-19	9	16	25
Kevin Willis	vs. Cleveland	4-13-93	10	15	25
Kevin Willis	vs. Portland	3-29-93	6	19	25
John Drew	vs. L.A. Lakers	12-28-74	13	12	25
Bob Christian	vs. Philadelphia	12-23-72	—	—	25

MOST ASSISTS IN ONE GAME

Player	Opponent	Date	Asssts
Mookie Blaylock	vs. Utah	3-06-93	23
Glenn Rivers	vs. Philadelphia	3-04-86	21
Glenn Rivers	vs. Phoenix	3-08-88	19
Walt Hazzard	vs. Cincinnati	3-07-69	19
Trae Young	vs. Philadelphia	1-30-20	18
Glenn Rivers	vs. Boston	2-03-87	18
Glenn Rivers	vs. Milwaukee	1-15-87	18
Wes Matthews	vs. Seattle	3-01-81	18
Armond Hill	vs. L.A. Lakers	12-19-79	18
Pete Maravich	vs. Detroit	1-16-73	18

MOST STEALS IN ONE GAME

Player	Opponent	Date	Stls
Mookie Blaylock	vs. Philadelphia	4-14-98	10
Mookie Blaylock	at Houston	2-17-97	9
Speedy Claxton	vs. Cleveland	12-27-06	8
Mookie Blaylock	at Philadelphia	4-09-97	8
Mookie Blaylock	vs. Minnesota	3-01-94	8
Mookie Blaylock	vs. Chicago	4-09-93	8

HAWKS ALL-TIME SELECT CIRCLE, CONT.

MOST STEALS IN ONE GAME, CONT.

Player	Opponent	Date	Stls
Glenn Rivers	at Miami	11-24-89	8
Glenn Rivers	vs. Portland	12-04-85	8
Eddie Johnson	vs. Chicago	2-26-82	8

MOST BLOCKED SHOTS IN ONE GAME

Player	Opponent	Date	Blks
Wayne Rollins	vs. Portland	2-21-79	12
Wayne Rollins	vs. Indiana	11-27-82	11
Dikembe Mutombo	vs. New Jersey	2-15-00	11
Clint Capela	at Minnesota	1-22-21	10
Josh Smith	at Dallas	12-18-04	10

OPPONENTS ALL-TIME SELECT CIRCLE

MOST POINTS SCORED IN ONE GAME

Player	Team	Date	Pts
Michael Jordan	at Chicago	4-16-87	61
James Harden	at Houston	11-30-19	60
Larry Bird	vs. Boston at New Orleans	3-12-85	60
Karl-Anthony Towns	vs. Minnesota	3-28-18	56
Kevin Durant	vs. Brooklyn	4-02-22	55
Allen Iverson	vs. Philadelphia	12-23-05	53
Nate Archibald	vs. Kansas City-Omaha	1-27-73	52
Stephen Curry	at Golden State	11-08-21	50
Zach LaVine	vs. Chicago	4-09-21	50
Allen Iverson	at Philadelphia	11-29-03	50
Larry Bird	at Boston	11-10-89	50

MOST FIELD GOALS IN ONE GAME

Player	Team	Date	FGM
Michael Jordan	at Chicago	4-16-87	22
Larry Bird	vs. Boston at New Orleans	3-12-85	22
Nate Archibald	vs. Kansas City-Omaha	1-27-73	21
Allen Iverson	at Philadelphia	11-29-03	20
Mike Mitchell	at San Antonio	3-30-84	20
Kevin Durant	vs. Brooklyn	4-02-22	19
Karl-Anthony Towns	vs. Minnesota	3-28-18	19
Larry Bird	at Boston	11-10-89	19
Bob McAdoo	at Buffalo	4-02-76	19
Bob McAdoo	vs. Buffalo	1-04-75	19
Rick Barry	vs. Golden State	12-12-74	19
Billy Cunningham	vs. Philadelphia	1-16-72	19

MOST FREE THROWS IN ONE GAME

Player	Team	Date	FTM
Lloyd Free	vs. San Diego	1-13-79	22
Charles Barkley	vs. Philadelphia	2-09-88	21
Flynn Robinson	vs. Milwaukee at Baltimore	2-21-69	21
James Harden	at Houston	11-30-19	20
Dwyane Wade	vs. Miami	12-19-07	20
Moses Malone	vs. Washington	11-06-87	20

MOST REBOUNDS IN ONE GAME

Player	Team	Date	Rebs
Swen Nater	at Milwaukee	12-19-76	33
Elvin Hayes	vs. Capital	11-17-73	32
Dennis Rodman	at Chicago	12-27-97	29
Marvin Webster	vs. Seattle	11-01-77	29
Bob McAdoo	at Buffalo	11-13-73	28
Wilt Chamberlain	at L.A. Lakers	3-05-71	28

MOST ASSISTS IN ONE GAME

Player	Team	Date	Asssts
Ennis Whitley	at Chicago	3-03-84	22
Kevin Porter	at Washington	3-05-75	22
Russell Westbrook	vs. Washington	5-10-21	21
Earvin Johnson	vs. L.A. Lakers	1-15-83	21
Nick Van Exel	at Denver	11-08-99	20
Mark Price	at Cleveland	4-04-90	20
Earvin Johnson	vs. L.A. Lakers	12-18-84	20

OPPONENTS ALL-TIME SELECT CIRCLE, CONT.

MOST STEALS IN ONE GAME

Player	Team	Date	Stls
Scottie Pippen	at Chicago	3-08-94	9
Gus Williams	at Washington	10-30-84	9
Allen Iverson	vs. Philadelphia	3-29-03	8
Doug Christie	vs. Toronto	3-04-89	8
Tim Hardaway	at Miami	12-20-87	8
Ron Harper	at Cleveland	1-29-87	8
Randy Smith	at Buffalo	3-22-77	8

MOST BLOCKED SHOTS IN ONE GAME

Player	Team	Date	Blks
Manute Bol	at Washington	1-25-86	15
Keon Clark	at Toronto	3-23-01	12
Nate Thurmond	at Chicago	10-18-74	12
Artis Gilmore	at Chicago	12-20-77	11
Kareem Abdul-Jabbar	at L.A. Lakers	1-18-80	10
Joe C. Meriwether	vs. New York	12-12-79	10
George Johnson	at New Jersey	10-26-77	10
Kareem Abdul-Jabbar	at L.A. Lakers	11-02-75	10
Harvey Catchings	at Philadelphia	3-21-75	10

HAWKS/NBA STATISTICAL LEADERS

Player	Season	Rank	Avg	Player	Season	Rank	Avg
--------	--------	------	-----	--------	--------	------	-----

SCORING

Lou Hudson	1968-69	15th	21.9
Lou Hudson	1969-70	5th	25.4
Joe Caldwell	1969-70	18th	21.1
Lou Hudson	1970-71	5th	25.8
Pete Maravich	1970-71	8th	23.2
Lou Hudson	1971-72	11th	24.7
Lou Hudson	1972-73	4th	27.1
Lou Hudson	1972-73	5th	26.1
Pete Maravich	1973-74	2nd	27.7
John Drew	1975-76	8th	21.6
John Drew	1976-77	7th	24.2
John Drew	1977-78	12th	23.2
John Drew	1978-79	12th	22.7
John Drew	1980-81	14th	21.7
Dominique Wilkins	1983-84	17th	21.6
Dominique Wilkins	1984-85	6th	27.4
Dominique Wilkins	1985-86	1st	30.3
Dominique Wilkins	1986-87	2nd	29.0
Dominique Wilkins	1987-88	2nd	30.7
Dominique Wilkins	1988-89	7th	26.2
Dominique Wilkins	1989-90	5th	26.7
Dominique Wilkins	1990-91	7th	25.9
Dominique Wilkins	1992-93	2nd	29.9
Dominique Wilkins	1993-94	4th	26.0
Danny Manning	1993-94	12th	20.6
Kevin Willis	1993-94	20th	19.1
Steve Smith	1997-98	14th	20.1
Shareef Abdur-Rahim	2001-02	15th	21.2
Glenn Robinson	2002-03	19th	20.8
Joe Johnson	2006-07	9th	25.0
Joe Johnson	2007-08	14th	21.7
Joe Johnson	2008-09	13th	21.4
Joe Johnson	2009-10	11th	21.3
Joe Johnson	2011-12	t18th	18.8
Josh Smith	2011-12	t18th	18.8
Trae Young	2019-20	4th	29.6
Trae Young	2020-21	14th	25.3
Trae Young	2021-22	13rd	28.4

ASSISTS

Walt Hazzard	1968-69	8th	5.9
Walt Hazzard	1969-70	6th	6.8
Walt Hazzard	1970-71	6th	6.3
Pete Maravich	1972-73	6th	6.9
Herm Gilliam	1972-73	8th	6.3
Tom Henderson	1976-77	5th	6.9
Armond Hill	1978-79	9th	5.9
Eddie Johnson	1984-85	8th	7.8
Glenn Rivers	1985-86	9th	6.4
Glenn Rivers	1986-87	4th	10.0
Glenn Rivers	1987-88	5th	9.3
Glenn Rivers	1988-89	18th	6.9
Mookie Blaylock	1992-93	8th	6.4
Mookie Blaylock	1993-94	3rd	9.7
Mookie Blaylock	1994-95	10th	7.7
Mookie Blaylock	1995-96	19th	5.9
Mookie Blaylock	1997-98	14th	6.7
Mookie Blaylock	1998-99	20th	5.8
Jason Terry	2001-02	18th	5.7
Jason Terry	2002-03	7th	7.4
Jason Terry	2003-04	18th	5.4
Joe Johnson	2005-06	14th	6.5
Joe Johnson	2007-08	t16th	5.8
Joe Johnson	2008-09	17th	5.8
Jeff Teague	2012-13	12th	7.2
Jeff Teague	2013-14	9th	6.7
Jeff Teague	2014-15	16th	7.0
Jeff Teague	2015-16	17th	5.9
Dennis Schröder	2016-17	t15th	6.3
Dennis Schröder	2017-18	t13th	6.2
Trae Young	2018-19	4th	8.1
Trae Young	2019-20	2nd	9.3
Trae Young	2020-21	2nd	9.4
Trae Young	2021-22	3rd	9.7

STEALS

Glenn Rivers	1984-85	5th	2.36
Glenn Rivers	1986-87	9th	2.09
Glenn Rivers	1988-89	7th	2.38
Glenn Rivers	1990-91	16th	1.87
Mookie Blaylock	1992-93	2nd	2.54
Mookie Blaylock	1993-94	3rd	2.62
Mookie Blaylock	1994-95	2nd	2.50
Mookie Blaylock	1995-96	2nd	2.52
Mookie Blaylock	1996-97	1st	2.72
Mookie Blaylock	1997-98	1st	2.61
Mookie Blaylock	1998-99	10th	2.06
Jason Terry	2001-02	10th	1.85
Stephen Jackson	2003-04	6th	1.80
Jason Terry	2003-04	16th	1.53
Josh Smith	2006-07	19th	1.40
Josh Smith	2007-08	16th	1.52
Josh Smith	2009-10	11th	1.60
Josh Smith	2011-12	20th	1.41
Jeff Teague	2011-12	10th	1.61
Paul Millsap	2013-14	9th	1.74
Paul Millsap	2014-15	9th	1.78
Jeff Teague	2014-15	14th	1.71
Paul Millsap	2015-16	11th	1.81
Thabo Sefolosha	2016-17	16th	1.55
Kent Bazemore	2017-18	14th	1.54

3-POINT FIELD GOAL PERCENTAGE

Mike McCree	1986-87	10th	.376
Leon Wood	1987-88	10th	.409
Paul Graham	1991-92	15th	.390
Eldridge Recasner	1997-98	10th	.419
Toni Kukoc	2000-01	6th	.446
Wesley Person (MEM-POR-ATL)	2003-04	16th	.399
Tyrone Lue	2005-06	2nd	.457
Willie Green	2011-12	7th	.442
Kyle Korver	2012-13	2nd	.457
Kyle Korver	2013-14	1st	.472
Kyle Korver	2014-15	1st	.492
DeMarre Carroll	2014-15	17th	.395
Jeff Teague	2015-16	t17th	.400
Bogdan Bogdanovic	2020-21	11th	.438

FIELD GOAL PERCENTAGE

Joe Caldwell	1968-69	6th	.507
Lou Hudson	1969-70	3rd	.531
Walt Bellamy	1971-72	3rd	.545
Lou Hudson	1971-72	10th	.503
Walt Bellamy	1972-73	10th	.505
Joe Meriwether	1976-77	9th	.526
Cliff Livingston	1987-88	8th	.557
Cliff Livingston	1988-89	15th	.528
Duane Ferrell	1991-92	20th	.524
Dikembe Mutombo	1996-97	13th	.527
Dikembe Mutombo	1997-98	6th	.537
Dikembe Mutombo	1999-00	2nd	.562
Josh Childress	2007-08	6th	.571
Al Horford	2009-10	8th	.551
Al Horford	2010-11	5th	.557
Al Horford	2012-13	10th	.543
Al Horford	2014-15	6th	.538
Dwight Howard	2016-17	4th	.633
John Collins	2017-18	7th	.536
John Collins	2018-19	16th	.560
John Collins	2019-20	8th	.583
Clint Capela	2020-21	10th	.594
John Collins	2020-21	18th	.556
Clint Capela	2021-22	7th	.613
John Collins	2021-22	17th	.526

NBA STATISTICAL LEADERS, CONT.

REBOUNDING

Bill Bridges	1968-69	8th	14.2
Bill Bridges	1969-70	4th	14.4
Bill Bridges	1970-71	6th	15.0
Walt Bellamy	1972-73	8th	13.0
Dan Roundfield	1978-79	10th	10.8
Dan Roundfield	1982-83	5th	11.4
Moses Malone	1988-89	4th	11.8
Moses Malone	1989-90	8th	10.0
Dominique Wilkins	1990-91	13th	9.0
Kevin Willis	1990-91	16th	8.8
Kevin Willis	1991-92	2nd	15.5
Kevin Willis	1992-93	5th	12.9
Kevin Willis	1993-94	3rd	12.0
Grant Long	1995-96	15th	9.6
Dikembe Mutombo	1996-97	2nd	11.6
Dikembe Mutombo	1997-98	4th	11.4
Dikembe Mutombo	1998-99	3rd	12.2
Dikembe Mutombo	1999-00	1st	14.1
Shareef Abdur-Rahim	2001-02	13th	9.0
Shareef Abdur-Rahim	2002-03	15th	8.4
Zaza Pachulia	2005-06	20th	7.9
Josh Smith	2006-07	14th	8.6
Al Horford	2007-08	13th	9.7
Al Horford	2009-10	10th	9.9
Josh Smith	2009-10	18th	8.7
Al Horford	2010-11	9th	9.3
Josh Smith	2010-11	18th	8.5
Josh Smith	2011-12	t12th	9.6
Al Horford	2012-13	8th	10.2
Josh Smith	2012-13	18th	8.4
Paul Millsap	2015-16	9th	9.0
Dwight Howard	2016-17	5th	12.7
John Collins	2018-19	t14th	9.8
Clint Capela	2020-21	1st	14.3
Clint Capela	2021-22	4th	11.9

FREE THROW PERCENTAGE

Lou Hudson	1969-70	7th	.824
Charlie Criss	1980-81	7th	.864
Glenn Rivers	1988-89	16th	.861
Antoine Carr	1988-89	20th	.855
Anthony Webb	1990-91	17th	.868
John Battle	1990-91	19th	.854
Steve Smith	1996-97	16th	.847

Christian Laettner	1997-98	9th	.864
Steve Smith	1997-98	13th	.855
Steve Smith	1998-99	16th	.849
Jim Jackson	1999-00	7th	.877
Jason Terry	2002-03	6th	.887
Glenn Robinson	2002-03	11th	.876
Tyronn Lue	2006-07	17th	.883
Jeff Teague	2012-13	8th	.881
Jeff Teague	2014-15	19th	.862
Jeff Teague	2019-20	18th	.873
Damlo Gallinari	2020-21	3rd	.925
Trae Young	2020-21	14th	.886
Danilo Gallinari	2021-22	14th	.904
Trae Young	2021-22	14th	.904

BLOCKED SHOTS

Wayne Rollins	1977-78	3rd	2.73
Wayne Rollins	1978-79	3rd	3.14
Dan Roundfield	1978-79	7th	2.20
Wayne Rollins	1979-80	3rd	2.98
Wayne Rollins	1980-81	2nd	2.93
Wayne Rollins	1981-82	2nd	2.84
Wayne Rollins	1982-83	1st	4.29
Wayne Rollins	1983-84	2nd	3.60
Wayne Rollins	1984-85	5th	2.39
Wayne Rollins	1985-86	8th	2.26
Jon Koncak	1988-89	16th	1.32
Andrew Lang	1994-95	13th	1.66
Dikembe Mutombo	1996-97	2nd	3.30
Dikembe Mutombo	1997-98	2nd	3.38
Dikembe Mutombo	1998-99	4th	2.94
Dikembe Mutombo	1999-00	2nd	3.28
Theo Ratliff	2000-01	1st	3.74
Theo Ratliff	2002-03	1st	3.23
Josh Smith	2004-05	12th	1.95
Josh Smith	2005-06	4th	2.60
Josh Smith	2006-07	2nd	2.88
Josh Smith	2007-08	2nd	2.80
Josh Smith	2008-09	13th	1.61
Josh Smith	2009-10	3rd	2.14
Josh Smith	2010-11	15th	1.56
Josh Smith	2011-12	9th	1.74
Josh Smith	2012-13	19th	1.79
Paul Millsap	2015-16	8th	1.72
Al Horford	2015-16	17th	1.48
Dwight Howard	2016-17	20th	1.24
Clint Capela	2020-21	3rd	2.05
Clint Capela	2021-22	14th	1.26

HAWKS OPENING DAY STARTING LINEUPS

2021-22	DeAndre Hunter	F	2014-15	DeMarre Carroll	F	2007-08	Marvin Williams	F	2000-01	Roshown McLeod	F
	John Collins	C		Paul Millsap	F		Josh Smith	C		Hanno Mottoia	C
	Clint Capela	C		Al Horford	C		Al Horford	C		Alan Henderson	C
	Bogdan Bogdanovic	G		Kyle Korver	G		Joe Johnson	G		Jim Jackson	C
	Trae Young	G		Jeff Teague	G		Anthony Johnson	G		Jason Terry	G
2020-21	DeAndre Hunter	F	2013-14	DeMarre Carroll	F	2006-07	Josh Smith	F	1999-00	Roshown McLeod	F
	Danilo Gallinari	F		Paul Millsap	F		Shelden Williams	F		Alan Henderson	C
	John Collins	C		Al Horford	C		Zaza Pachulia	C		Dikembe Mutombo	C
	Cam Reddish	G		Kyle Korver	G		Joe Johnson	G		Jim Jackson	G
	Trae Young	G		Jeff Teague	G		Speedy Claxton	G		Bimbo Coles	G
2019-20	DeAndre Hunter	F	2012-13	Kyle Korver	F	2005-06	Al Harrington	F	1998-99	LaPhonso Ellis	F
	John Collins	C		Josh Smith	F		Josh Smith	C		Alan Henderson	C
	Alex Len	C		Al Horford	C		Zaza Pachulia	C		Dikembe Mutombo	C
	Cam Reddish	G		Devin Harris	G		Josh Childress	G		Steve Smith	G
	Trae Young	G		Jeff Teague	G		Joe Johnson	G		Mookie Blaylock	G
2018-19	Vince Carter	F	2011-12	Marvin Williams	F	2004-05	Al Harrison	F	1997-98	Tyrone Corbin	F
	Taurcean Prince	F		Josh Smith	F		Antoine Walker	F		Christian Laettner	F
	Alex Len	C		Al Horford	C		Jason Collier	C		Dikembe Mutombo	C
	Kent Bazemore	G		Joe Johnson	G		Boris Diaw	G		Steve Smith	G
	Trae Young	G		Jeff Teague	G		Kenny Anderson	G		Mookie Blaylock	G
2017-18	Taurcean Prince	F	2010-11	Marvin Williams	F	2003-04	Stephen Jackson	F	1996-97	Tyrone Corbin	F
	Ersan Ilyasova	F		Josh Smith	F		Shareef Abdur-Rahim	F		Christian Laettner	F
	Dewayne Dedmon	C		Al Horford	C		Theo Ratliff	C		Dikembe Mutombo	C
	Kent Bazemore	G		Joe Johnson	G		Dion Glover	G		Steve Smith	G
	Dennis Schröder	G		Mike Bibby	G		Jason Terry	G		Mookie Blaylock	G
2016-17	Kent Bazemore	F	2009-10	Marvin Williams	F	2002-03	Glenn Robinson	F	1995-96	Ken Norman	F
	Paul Millsap	F		Josh Smith	F		Alan Henderson	F		Grant Long	F
	Dwight Howard	C		Al Horford	C		Theo Ratliff	C		Andrew Lang	C
	Kyle Korver	G		Joe Johnson	G		Ira Newble	G		Steve Smith	G
	Dennis Schröder	G		Mike Bibby	G		Jason Terry	G		Mookie Blaylock	G
2015-16	Kent Bazemore	F	2008-09	Maurice Evans	F	2001-02	Shareef Abdur-Rahim	F	1994-95	Ken Norman	F
	Paul Millsap	F		Josh Smith	F		Dion Glover	F		Kevin Willis	F
	Al Horford	C		Al Horford	C		Theo Ratliff	C		Andrew Lang	C
	Kyle Korver	G		Joe Johnson	G		Emanuel Davis	G		Stacey Augmon	G
	Jeff Teague	G		Mike Bibby	G		Jason Terry	G		Mookie Blaylock	G

HAWKS OPENING DAY STARTING LINEUPS, CONT.

1993-94	Dominique Wilkins	F	1987-88	Dominique Wilkins	F	1980-81	John Drew	F	1974-75	John Brown	F
	Kevin Willis	C		Kevin Willis	C		Dan Roundfield	F		John Drew	F
	Jon Koncak	C		Tree Rollins	C		Steve Hawes	C		Dwight Jones	C
	Stacey Augmon	G		Glenn Rivers	G		Armond Hill	C		Tom Henderson	C
	Mookie Blaylock	G		Randy Wittman	G		Eddie Johnson	G		Dean Meminger	G
1992-93	Dominique Wilkins	F	1986-87	Dominique Wilkins	F	1979-80	John Drew	F	1973-74	Lou Hudson	F
	Kevin Willis	C		Kevin Willis	C		Dan Roundfield	F		Jim Washington	F
	Blair Rasmussen	C		Tree Rollins	C		Steve Hawes	C		Walt Bellamy	F
	Travis Mays	G		Glenn Rivers	G		Armond Hill	C		Herm Gilliam	F
	Morlon Wiley	G		Randy Wittman	G		Eddie Johnson	G		Pete Maravich	G
1991-92	Dominique Wilkins	F	1985-86	Cliff Levingston	F	1978-79	John Drew	F	1972-73	Lou Hudson	F
	Kevin Willis	C		Kevin Willis	C		Dan Roundfield	F		Jim Washington	F
	Blair Rasmussen	C		Tree Rollins	C		Steve Hawes	C		Walt Bellamy	F
	Stacey Augmon	G		Spud Webb	G		Butch Beard	C		Herm Gilliam	F
	Rumeal Robinson	G		Dominique Wilkins	G		Armond Hill	G		Pete Maravich	G
1990-91	Dominique Wilkins	F	1984-85	Dominique Wilkins	F	1977-78	John Brown	F	1971-72	Bill Bridges	F
	Kevin Willis	C		Sly Williams	C		John Drew	F		Lou Hudson	F
	Moses Malone	C		Tree Rollins	C		Steve Hawes	C		Walt Bellamy	F
	Glenn Rivers	G		Eddie Johnson	G		Ken Charles	G		Herm Gilliam	F
	Rumeal Robinson	G		Glenn Rivers	G		Armond Hill	G		Pete Maravich	G
1989-90	Jon Koncak	F	1983-84	Dan Roundfield	F	1976-77	John Drew	F	1970-71	Bill Bridges	F
	Dominique Wilkins	C		Dominique Wilkins	C		Joe C. Merriweather	F		Lou Hudson	F
	Moses Malone	C		Billy Paultz	C		Steve Hawes	C		Walt Bellamy	F
	John Battle	G		Eddie Johnson	G		Tom Henderson	G		Walt Hazzard	C
	Glenn Rivers	G		Armond Hill	G		Glenn Rivers	G		Pete Maravich	G
1988-89	Antoine Carr	F	1982-83	Dan Roundfield	F	1975-76	Connie Hawkins	F	1969-70	Bill Bridges	F
	Dominique Wilkins	C		Dominique Wilkins	C		Lou Hudson	F		Jimmy Davis	F
	Moses Malone	C		Eddie Johnson	C		Dwight Jones	C		Joe Caldwell	C
	Glenn Rivers	G		Rory Sparrow	G		Tom Henderson	C		Walt Hazzard	C
	Reggie Theus	G		Tom VanArsdale	G		Tom VanArsdale	G		Lou Hudson	G
			1981-82	Rudy Macklin	F	1968-69	Bill Bridges	F		Bill Bridges	F
				Dan Roundfield	C		Joe Caldwell	F		Joe Caldwell	F
				Tree Rollins	C		Zelmo Beaty	F		Zelmo Beaty	F
				James McElroy	G		Walt Hazzard	F		Walt Hazzard	F
				Rory Sparrow	G		Lou Hudson	G		Lou Hudson	G

HAWKS SUNDRY RECORDS

BIGGEST WIN	46	Hawks 126, Sacramento 80, November 15, 1917
BIGGEST LOSS	49	LA Clippers 150, Hawks 101, November 16, 2019
MOST WON	60	2014-15
MOST LOST	69	2004-05
HIGHEST WIN PERCENTAGE	.732	2014-15
LOWEST WIN PERCENTAGE	.159	2004-05 (13-69)
MOST HOME VICTORIES	36	1993-94, 1996-97
MOST HOME DEFEATS	32	2004-05
MOST ROAD VICTORIES	25	2014-15
MOST ROAD DEFEATS	37	2004-05
LONGEST WINNING STREAK	19	December 27, 2014 to January 31, 2015
LONGEST WINNING STREAK (Start of season)	11	October 31, 1997 to November 18, 1998
LONGEST LOSING STREAK	16	March 11, 1976 to April 9, 1976
LONGEST LOSING STREAK (Start of season)	7	October 31, 2000 to November 14, 2000
LONGEST HOME WINNING STREAK	22	December 8, 1990 to March 7, 1991
LONGEST HOME LOSING STREAK	11	February 15, 2005 to April 5, 2005
LONGEST ROAD WINNING STREAK	12	December 17, 2014 to January 17, 2015
LONGEST ROAD LOSING STREAK	29	January 28, 1976 to November 26, 1976
MOST HAWKS POINTS IN LOSING GAME (regulation)	161	Chicago 168, Hawks 161, 4OT, March 1, 2019
MOST OPPONENTS POINTS IN LOSING GAME	133	Baltimore 138, Hawks 133, December 17, 1969
MOST PLAYERS SCORING 1000 POINTS	139	Hawks 142, New York 139 (4 OT), January 29, 2017
	5	1969-70 (Hudson 2031, Caldwell 1727, Hazzard 1253, Bridges 1217, Davis 1116)

ATLANTA HAWKS

HAWKS SUNDRY RECORDS, CONT.

BIGGEST HAWKS WINS:

46	Hawks 126, Sacramento 80 (11-15-17)
44	Hawks 141, Detroit 97 (2-7-94)
42	Hawks 135, Philadelphia 93 (4-15-89)
41	Hawks 139, Phoenix 98 (3-10-71)
39	Hawks 138, Philadelphia 99 (3-3-69)
39	Hawks 130, Milwaukee 91 (1-15-87)
39	Hawks 133, Charlotte 94 (1-4-94)
39	Hawks 148, Orlando 109 (11-11-89)
49	LA Clippers 150, Hawks 101 (11-16-19)
47	Houston 158, Hawks 111 (11-30-19)
47	Philadelphia 132, Hawks 85 (12-8-82)
46	L.A. Lakers 113, Hawks 67 (1-9-04)
45	Denver 138, Hawks 93 (11-15-18)
44	Philadelphia 127, Hawks 83 (4-28-21)
44	Toronto 128, Hawks 84 (12-3-16)
44	Phoenix 118, Hawks 74 (3-30-00)
44	L.A. Lakers 134, Hawks 90 (1-7-72)

BIGGEST HAWKS LOSSES:

HAWKS — THE LAST TIME. . .

	A HAWK	AN OPPONENT
SCORED 30-39 POINTS	Young (35) at Mia, 4/8/22	Siakam (31), Tor, 4/5/22
SCORED 40-49 POINTS	Young (41) at OKC, 3/30/22	Green (41), Hou, 4/10/22
SCORED 50+ POINTS	Young (56) at Por, 1/3/22	Durant (55), Bkn, 4/2/22
HAD 15-19 REBOUNDS	Capela (15) at Ind, 3/28/22	Porzingis (18), Was, 4/6/22
HAD 20-24 REBOUNDS	Capela (23) at Cle, 12/31/21	Vucevic (20), Chi, 12/29/21
HAD 25-29 REBOUNDS	Capela (26) v/Det, 1/20/21	Whiteside (25), Mia, 11/15/16
HAD 30+ REBOUNDS	Willis (33) v/Was, 2/19/92	Nater (33), Mil, 12/19/76
HAD 20+ ASSISTISTS	Blaylock (23) v/UtA, 3/6/93	Westbrook (21), Was, 5/12/21
HAD 5+ STEALS	Wright (5) v/Mem, 3/18/22	Okeke (6), Ori, 12/22/21
HAD 10+ BLOCKED SHOTS	Capela (10) at Min, 1/22/21	Clark (12), Tor, 3/23/01
MADE 15-19 FGs	Young (15) v/Por, 3/14/22	Durant (19), Bkn, 4/2/22
MADE 20+ FIELD GOALS	Abdur-Rahim (21) v/Det, 11/23/01	Iverson (20), Phi, 11/29/03
MADE 15-19 FTs	Young (15) @Por, 1/3/22	LaVine (18), Chi, 4/9/21
MADE 20+ FREE THROWS	Do. Wilkins (20) @NYK, 3/2/93	Wade (20), Mia, 12/19/07
HAD A TRIPLE-DOUBLE	Capela at Min, 1/22/21	Murray, SAS, 2/11/22
HAD A 20-20 (PTS/REBS)	Capela (25 pts/22 rebs) 4/21/21 at NYK	Capela (22 pts/22 rebs) 1/8/20 (Hou)
HAD A 30-20 (PTS/REBS)	Willis (35 pts/25 rebs) 4/13/93 vs. Cle	Nater (30 pts/33 rebs) 12/19/76 (Mil)
HAD A 20-30 (PTS/REBS)	Willis (20 pts/33 rebs) 2/19/92 v/Was	Nater (30 pts/33 rebs) 12/19/76 (Mil)
FOUR-POINT PLAY	Young v/Hou, 12/13/21	Kennard, LAC, 3/11/22
TEAM		
SCORED 120-129 POINTS	v/Bkn (122), 4/2/22	Ind (123), 3/28/22
SCORED 130-139 POINTS	@Hou (130), 4/10/22	SAS (136), 2/11/22
SCORED 140-149 POINTS	v/Bkn (141), 12/30/20	Bkn (145), 12/30/20
SCORED 150+ POINTS	v/Was (152), 1/26/20	Hou (158), 11/30/19
SHOT 60% FIELD GOALS	v/Pho (.631), 5/5/21	Chi (.610), 12/29/21
WON BY 20-29 POINTS	@Cha (22, 113-91), 1/23/22	Mia (24, 115-91), 1/12/22
WON BY 30-39 POINTS	@Mem (32, 132-100), 11/26/21	Mem (39, 127-88), 3/2/20
WON BY 40+ POINTS	v/Sac (46, 126-80), 11/15/17	Phi (44, 127-83), 4/28/21
HAWKS		
WON FIVE STRAIGHT	3/25/22-4/2/22 (5)	
WON 10 STRAIGHT	12/27/14 - 1/31/15 (19)	
WON 5 STRAIGHT AT HOME	2/15/22 - 3/18/22 (7)	
WON 10 STRAIGHT AT HOME	4/18/21 - 11/1/21 (14)	
WON 15 STRAIGHT AT HOME	11/12/96 - 2/12/97 (20)	
WON 20 STRAIGHT AT HOME	11/12/96 - 2/12/97 (20)	
WON 5 STRAIGHT ON THE ROAD	11/24/21 - 12/23/21 (6)	
WON 10 STRAIGHT ON THE ROAD	12/17/14 - 1/17/15 (12)	
LOST 5 STRAIGHT ON THE ROAD	10/28/21 - 11/12/21 (7)	
LOST 10 STRAIGHT ON THE ROAD	12/6/17 - 1/8/18 (10)	



HISTORY



13 BOGDAN
BOGDANOVIC

YEARLY W - L RECORDS

TRI-CITIES BLACKHAWKS (54-78)

Year	Coach	Season		Finish	Playoffs	
		W	L		W	L
1949-50	Roger Potter (1-6) Arnold "Red" Auerbach (28-29)	29	35	3rd	1	2
1950-51	Dave McMillan (9-14) John Logan (2-1) Marko Todorovich (14-28)	25	43	5th	—	—

MILWAUKEE HAWKS (91-190)

1951-52	Doxie Moore	17	49	5th	—	—
1952-53	Andrew Levane	27	44	5th	—	—
1953-54	Andrew Levane (11-35) William "Red" Holzman (10-16)	21	51	4th	—	—
1954-55	William "Red" Holzman	26	46	4th	—	—

ST. LOUIS HAWKS (553-452)

1955-56	William "Red" Holzman	33	39	3rd	4	4
1956-57	William "Red" Holzman (14-19) Slater Martin (5-3) Alex Hannum (15-16)	34	38	1st	8	4
1957-58	Alex Hannum	41	31	1st	8	3
1958-59	Andy Phillip (6-4) Ed Macauley (43-19)	49	23	1st	2	4
1959-60	Ed Macauley	46	29	1st	7	7
1960-61	Paul Seymour	51	28	1st	5	7
1961-62	Paul Seymour (5-9) Andrew Levane (20-40) Bob Pettit (4-2)	29	51	4th	—	—
1962-63	Harry Gallatin	48	32	2nd	6	5
1963-64	Harry Gallatin	46	34	2nd	7	5
1964-65	Harry Gallatin (17-16) Richie Guerin (28-19)	45	35	2nd	1	3
1965-66	Richie Guerin	36	44	3rd	6	4
1966-67	Richie Guerin	39	42	2nd	5	4
1967-68	Richie Guerin	56	26	1st	2	4

ATLANTA HAWKS (2152-2203)

1968-69	Richie Guerin	48	34	2nd	5	6
1969-70	Richie Guerin	48	34	1st	4	5
1970-71	Richie Guerin	36	46	2nd	1	4
1971-72	Richie Guerin	36	46	2nd	2	4
1972-73	Cotton Fitzsimmons	46	36	2nd	2	4
1973-74	Cotton Fitzsimmons	35	47	2nd	—	—
1974-75	Cotton Fitzsimmons	31	51	4th	—	—
1975-76	Cotton Fitzsimmons (28-46)/Gene Tormohlen (1-7)	29	53	5th	—	—
1976-77	Hubie Brown	31	51	6th	—	—
1977-78	Hubie Brown	41	41	4th	0	2
1978-79	Hubie Brown	46	36	3rd	5	4
1979-80	Hubie Brown	50	32	1st	1	4
1980-81	Hubie Brown (31-48) Michael Fratello/Brendan Suhr (0-3)	31	51	4th	—	—
1981-82	Kevin Loughery	42	40	2nd	0	2
1982-83	Kevin Loughery	43	39	2nd	1	2
1983-84	Michael Fratello	40	42	3rd	2	3
1984-85	Michael Fratello	34	48	5th	—	—
1985-86	Michael Fratello	50	32	2nd	4	5
1986-87	Michael Fratello	57	25	1st	4	5
1987-88	Michael Fratello	50	32	3rd	6	6
1988-89	Michael Fratello	52	30	3rd	2	3
1989-90	Michael Fratello	41	41	6th	—	—
1990-91	Bob Weiss	43	39	4th	2	3
1991-92	Bob Weiss	38	44	5th	—	—
1992-93	Bob Weiss	43	39	4th	0	3
1993-94	Lenny Wilkens	57	25	1st	5	6
1994-95	Lenny Wilkens	42	40	5th	0	3
1995-96	Lenny Wilkens	46	36	4th	4	4
1996-97	Lenny Wilkens	56	26	2nd	4	6

YEARLY W - L RECORDS, CONT.

ATLANTA HAWKS (2152-2203), CONT.

Year	Coach	Season		Finish	Playoffs	
		W	L		W	L
1997-98	Lenny Wilkens	50	32	4th	1	3
1998-99	Lenny Wilkens	31	19	2nd	3	6
1999-00	Lenny Wilkens	28	54	7th	—	—
2000-01	Lon Kruger	25	57	7th	—	—
2001-02	Lon Kruger	33	49	6th	—	—
2002-03	Lon Kruger (11-16)/Terry Stotts (24-31)	35	47	5th	—	—
2003-04	Terry Stotts	28	54	7th	—	—
2004-05	Mike Woodson	13	69	5th	—	—
2005-06	Mike Woodson	26	56	4th	—	—
2006-07	Mike Woodson	30	52	5th	—	—
2007-08	Mike Woodson	37	45	3rd	3	4
2008-09	Mike Woodson	47	35	2nd	4	7
2009-10	Mike Woodson	53	29	2nd	4	7
2010-11	Larry Drew	44	38	3rd	6	6
2011-12	Larry Drew	40	26	2nd	2	4
2012-13	Larry Drew	44	38	2nd	2	4
2013-14	Mike Budenholzer	38	44	4th	3	4
2014-15	Mike Budenholzer	60	22	1st	8	8
2015-16	Mike Budenholzer	48	34	2nd	4	6
2016-17	Mike Budenholzer	43	39	2nd	2	4
2017-18	Mike Budenholzer	24	58	5th	—	—
2018-19	Lloyd Pierce	29	53	5th	—	—
2019-20	Lloyd Pierce	20	47	5th	—	—
2020-21	Lloyd Pierce (14-20)/Nate McMillan (27-11)	41	31	1st	10	8
2021-22	Nate McMillan	43	39	2nd	1	4

COACHING RECORDS

Name	REGULAR SEASON			PLAYOFFS		
	W	L	Pct.	W	L	Pct.
Richie Guerin	327	291	.529	26	34	.433
Michael Fratello	324	250	.564	18	22	.450
Lenny Wilkens	310	232	.572	17	30	.362
Mike Budenholzer	213	197	.520	17	22	.436
Mike Woodson	206	286	.419	11	18	.379
Hubie Brown	199	208	.489	6	10	.375
Cotton Fitzsimmons	140	180	.438	2	4	.333
Larry Drew	128	102	.557	10	14	.417
Bob Weiss	124	122	.504	2	6	.250
Harry Gallatin	111	82	.575	13	10	.565
Ed Macauley	89	48	.650	9	11	.450
Kevin Loughery	85	79	.518	1	4	.200
William "Red" Holzman	83	120	.409	4	4	.500
Nate McMillan	70	50	.583	11	12	.478
Lon Kruger	69	122	.361	—	—	—
Lloyd Pierce	63	120	.344	—	—	—
Andrew Levane	58	119	.328	—	—	—
Paul Seymour	56	37	.602	5	7	.417
Alex Hannum	56	47	.544	16	7	.696
Terry Stotts	52	85	.380	—	—	—
Arnold "Red" Auerbach	28	29	.491	1	2	.333
Doxie Moore	17	49	.258	—	—	—
Marko Todorovich	14	28	.333	—	—	—
Dave McMillan	9	14	.391	—	—	—
Andy Phillip	6	4	.600	—	—	—
Slater Martin	5	3	.625	—	—	—
Bob Pettit	4	2	.667	—	—	—
John Logan	2	1	.667	—	—	—
Roger Potter	1	6	.143	—	—	—
Gene Tormohlen	1	7	.125	—	—	—
Michael Fratello/Brendan Suhr	0	3	.000	—	—	—

YEARLY RESULTS: 1968 - 69

48-34 OVERALL (28-12 at home, 18-21 on the road, 2-1 at neutral site)



SEASON STATS

	G	Min	FGM	FGA	Pct	FTM	FTA	Pct	Reb	Asst	PF	DQ	Pts	Avg
Hudson	81	2869	716	1455	.492	338	435	.777	533	216	248	0	1770	21.9
Beatty	72	2578	588	1251	.470	370	506	.731	798	131	272	7	1546	21.5
Caldwell	80	2720	561	1106	.507	159	296	.537	303	320	231	1	1281	15.8
Bridges	80	2930	351	775	.453	239	353	.677	1132	298	290	3	941	11.8
Ohl	76	1995	385	901	.427	147	208	.707	170	221	232	5	917	12.1
Hazzard	80	2420	345	869	.397	208	294	.707	266	474	264	6	898	11.2
Davis	78	1367	265	568	.467	154	231	.667	529	97	239	6	684	8.8
Silas	79	1853	241	575	.419	204	333	.613	745	140	166	0	686	8.7
Guerin	27	472	47	111	.423	57	74	.770	59	99	66	0	151	5.6
Harlicka	26	218	41	90	.456	24	31	.774	16	37	29	0	106	4.1
Hamilton	25	141	37	67	.552	2	5	.400	29	8	19	0	76	3.0
Lehmann	11	138	26	67	.388	8	12	.667	9	27	18	0	60	5.5
Waller	11	29	2	9	.222	3	7	.429	10	1	8	0	7	0.6

RESULTS

(1) at Columbia, SC (2) at Baltimore, MD (3) at Cleveland, OH

(#, overtime; #2, double OT; #3, three OT; #4, four OT)

Date	Opponent	W/L	Atl.	Opp.	Record	Date	Opponent	W/L	Atl.	Opp.	Record
10/16	CINCINNATI	L	110	125	0-1	1/8	at Philadelphia	L	111	112	25-17
10/19	MILWAUKEE	W	125	107	1-1	1/10	DETROIT	W	104	101	26-17
10/23	CHICAGO	W	106	91	2-1	1/11	LOS ANGELES	W	104	100	27-17
10/25	at Seattle	L	112	123	2-2	ALL-STAR BREAK					
10/27	at Phoenix	W	123	100	3-2	1/16	(1) PHOENIX	W	112	107	28-17
10/29	at Los Angeles	L	124	125	3-3	1/17	PHOENIX	W	112	107	29-17
10/30	at San Diego	L	116	127	3-4	1/19	NEW YORK	W	100	96	30-17
11/1	SAN FRAN.	W	109	105	4-4	1/21	at San Diego	L	113	124	30-18
11/3	BOSTON	L	103	123	4-5	1/22	at Phoenix	W	125	107	31-18
11/6	at Baltimore	L	119	140	4-6	1/24	LOS ANGELES	W	110	106	32-18
11/8	SAN DIEGO	W	114	101	5-6	1/25	at Baltimore	W	112	109	33-18
11/9	SAN FRAN.	W	113	106	6-6	1/26	PHILADELPHIA	L	115	119	33-19
11/12	at San Francisco	L	108	123	6-7	1/28	at Boston	L	96	108	33-20
11/13	at Seattle	W	142	113	7-7	1/29	at Philadelphia	L	96	119	33-21
11/15	PHILADELPHIA	L	115	116	7-8	1/31	SEATTLE	L	112	119	33-22
11/16	at Cincinnati	L	125	130	7-9	2/1	DETROIT	W	119	99	34-22
11/19	at Milwaukee	L	98	119	7-10	2/2	SAN DIEGO	W	115	103	35-22
11/20	NEW YORK	W	111	106	8-10	2/4	at New York	L	97	122	35-23
11/21	at Detroit	W	129	121	9-10	2/7	at Boston	W	109	107	36-23
11/23	at Chicago	W	114	96	10-10	2/8	CHICAGO	W	106	97	37-23
11/24	BALTIMORE	L	111	118	10-11	2/9	BALTIMORE	L	101	102	37-24
11/26	at Baltimore	L	99	102	10-12	2/11	SAN FRANCISCO	L	87	92	37-25
11/27	CINCINNATI	W	94	91	11-12	2/12	at Milwaukee	W	113	106	38-25
11/30	at Cincinnati	W	126	109	12-12	2/14	(#) BOSTON	W	104	101	39-25
12/3	at New York	L	93	126	12-13	2/16	SAN FRANCISCO	L	106	113	39-26
12/4	NEW YORK	L	113	121	12-14	2/17	(2) MILWAUKEE	L	111	123	39-27
12/6	LOS ANGELES	L	94	99	12-15	2/18	(3) at Cincinnati	W	124	123	40-27
12/8	at Phoenix	W	121	99	13-15	2/20	at Detroit	W	97	87	41-27
12/10	at San Francisco	W	111	100	14-15	2/23	SAN DIEGO	W	124	92	42-27
12/12	at Seattle	W	93	91	15-15	2/25	at New York	L	101	122	42-28
12/13	at Los Angeles	W	105	103	16-15	2/28	at Boston	L	120	122	42-29
12/14	at Chicago	W	87	83	17-15	3/3	MILWAUKEE	W	112	106	43-29
12/18	MILWAUKEE	W	122	116	18-15	3/8	PHILADELPHIA	W	138	99	44-29
12/21	DETROIT	W	120	110	19-15	3/9	CINCINNATI	W	134	107	45-29
12/26	SEATTLE	W	126	96	20-15	3/11	at Chicago	L	90	102	45-30
12/28	BOSTON	W	110	97	21-15	3/12	CHICAGO	W	109	90	46-30
12/29	BALTIMORE	W	101	99	22-15	3/15	at Philadelphia	L	120	122	46-31
1/2	at Chicago	W	106	88	23-15	3/16	(#) SEATTLE	W	131	127	47-31
1/3	DETROIT	W	128	106	24-15	3/18	at San Francisco	W	128	115	48-31
1/4	LOS ANGELES	L	111	121	24-16	3/20	SAN DIEGO	L	97	115	48-32
1/5	PHOENIX	W	97	96	25-16	3/21	at Los Angeles	L	103	116	48-33
						3/23	at San Diego	L	121	128	48-34

ATLANTA
Most points: 142 at Seattle (11/13)
Least points: 87 (two times)

OPPONENT
Most points: 140 (Baltimore, 11/6)
Least points: 83 (Chicago, 12/14)

YEARLY RESULTS: 1969 - 70

48-34 OVERALL (25-13 at home, 18-16 on the road, 5-5 at neutral site)



SEASON STATS

	G	Min	FGM	FGA	Pct	FTM	FTA	Pct	Reb	Asst	PF	DQ	Pts	Avg
Hudson	80	3091	830	1564	.531	371	450	.824	373	276	225	1	2031	25.4
Caldwell	82	2857	674	1329	.507	379	551	.688	407	287	255	3	1727	21.1
Bellamy	23	855	141	287	.491	75	124	.605	310	88	97	2	357	15.5
Hazzard	82	2757	493	1056	.467	267	330	.809	329	561	264	3	1253	15.3
Bridges	82	3269	443	932	.475	331	451	.734	1181	345	292	6	1217	14.8
Davis	82	2623	438	943	.464	240	318	.755	796	238	335	5	1116	13.6
Gregor	81	1603	286	661	.433	88	113	.779	397	63	159	5	660	8.1
Beard	72	941	183	392	.467	135	163	.828	140	121	124	0	501	7.0
Ohl	66	984	176	372	.473	58	72	.806	71	98	113	1	410	6.2
Newmark	64	612	127	296	.429	59	77	.766	174	42	128	3	313	4.9
O'Malley	24	113	21	60	.350	8	19	.421	26	10	12	0	50	2.1
Tormohlen	2	11	2	4	.500	0	0	.000	4	1	3	0	4	2.0
Guerin	8	64	3	11	.273	1	1	1.000	2	12	9	0	7	0.9

RESULTS

(#, overtime; #2, double OT; #3, three OT; #4, four OT)

(1) at Auburn, AL (2) at Albuquerque, NM (3) at St. Louis, MO (4) at Salt Lake City, UT (5) at Kansas City, KS (6) at Cleveland, OH (7) at Memphis, TN (8) at Columbia, SC (9) at Greenville, SC

Date	Opponent	W/L	Atl.	Opp.	Record	Date	Opponent	W/L	Atl.	Opp.	Record
10/15	SEATTLE	W	124	119	1-0	1/2	at Philadelphia	L	117	121	26-15
10/18	PHOENIX	W	121	116	2-0	1/3	CINCINNATI	L	102	104	26-16
10/22	SAN FRANCISCO	L	93	94	2-1	1/4	at Milwaukee	W	126	125	27-16
10/24	at Boston	W	122	110	3-1	1/6	SEATTLE	W	101	97	28-16
10/25	DETROIT	L	104	125	3-2	1/7	at Boston	W	112	106	29-16
10/28	at New York	L	104	128	3-3	1/9	LOS ANGELES	L	112	127	29-17
10/29	SAN DIEGO	W	117	114	4-3	1/10	at Baltimore	L	109	130	29-18
11/1	(#) at Baltimore	W	140	137	5-3	1/12	(7) DETROIT	L	100	113	29-19
11/2	SEATTLE	W	125	113	6-3	1/13	at Philadelphia	L	105	136	29-20
11/5	BOSTON	W	128	121	7-3	1/14	SAN FRANCISCO	L	101	103	29-21
11/6	(#) at Chicago	W	142	137	8-3	1/16	(8) CINCINNATI	W	117	100	30-21
11/8	SAN FRANCISCO	W	106	93	9-3	1/18	CHICAGO	W	125	107	31-21
11/10	(1) CHICAGO	W	133	132	10-3	ALL-STAR BREAK					
11/11	PHILADELPHIA	W	124	107	11-3	1/25	MILWAUKEE	L	116	131	31-22
11/14	at San Francisco	W	120	109	12-3	1/26	at San Francisco	W	131	104	32-22
11/15	at San Diego	L	118	133	12-4	1/28	at Seattle	L	119	120	32-23
11/16	(2) at Phoenix	L	118	139	12-5	1/29	at Phoenix	L	102	111	32-24
11/19	at Seattle	W	137	116	13-5	1/30	at Los Angeles	L	87	102	32-25
11/21	at Detroit	W	118	106	14-5	2/1	BALTIMORE	L	124	133	32-26
11/22	PHILADELPHIA	L	116	132	14-6	2/2	(9) DETROIT	W	125	121	33-26
11/25	(3) MILWAUKEE	L	115	130	14-7	2/4	NEW YORK	W	111	96	34-26
11/26	NEW YORK	L	103	138	14-8	2/6	CHICAGO	W	104	93	35-26
11/28	at Boston	W	130	105	15-8	2/8	at Chicago	L	107	117	35-27
11/29	CINCINNATI	W	128	111	16-8	2/10	at San Francisco	L	104	113	35-28
12/4	SEATTLE	W	119	111	17-8	2/11	at San Diego	W	155	131	36-28
12/5	at Cincinnati	L	127	156	17-9	2/12	at Los Angeles	L	114	136	36-29
12/7	at Los Angeles	W	104	103	18-9	2/15	BOSTON	W	146	125	37-29
12/9	(4) SAN FRANCISCO	W	117	115	19-9	2/18	(#) CINCINNATI	W	139	125	38-29
12/10	at San Diego	L	107	126	19-10	2/21	at New York	W	122	106	39-29
12/12	LOS ANGELES	W	121	107	20-10	2/22	DETROIT	L	114	116	39-30
12/13	MILWAUKEE	L	100	121	20-11	2/24	at Los Angeles	W	118	105	40-30
12/16	(#) at New York	W	125	124	21-11	2/25	at Seattle	L	112	120	40-31
12/17	BALTIMORE	L	133	138	21-12	2/27	at Baltimore	L	107	114	40-32
12/18	(5) at Chicago	L	112	114	21-13	3/1	PHOENIX	L	98	109	40-33
12/20	BOSTON	W	122	106	22-13	3/3	LOS ANGELES	W	101	93	41-

YEARLY RESULTS: 1970 - 71



36-46 OVERALL (21-20 at home, 14-26 on the road, 1-0 at neutral site)

SEASON STATS

	G	Min	FGM	FGA	Pct	FTM	FTA	Pct	Reb	Asst	PF	DQ	Pts	Avg
Hudson	76	3113	829	1713	.484	381	502	.759	386	257	186	0	2039	26.8
Maravich	81	2926	738	1613	.458	404	505	.800	298	355	238	1	1880	23.2
Hazzard	82	2877	517	1126	.459	315	415	.759	300	514	276	2	1349	16.5
Bellamy	82	2908	433	879	.493	336	556	.604	1060	230	271	4	1202	14.7
Bridges	82	3140	382	834	.458	211	330	.639	1233	240	317	7	975	11.9
Chambers	65	1168	237	526	.451	106	134	.791	245	61	119	0	580	8.9
Davis	82	1864	241	503	.479	195	288	.677	546	108	253	5	677	8.3
Chappell	42	451	71	161	.441	60	74	.811	133	16	63	2	202	4.8
Valley	51	430	73	204	.358	45	59	.763	34	47	50	0	191	3.7
Christian	54	524	55	127	.433	40	64	.625	177	30	118	0	150	2.8
White	38	315	34	84	.405	22	39	.564	48	47	62	2	90	2.4
Riley	7	39	4	9	.444	5	9	.556	12	1	5	0	13	1.9

RESULTS

(#, overtime; #2, double OT; #3, three OT; #4, four OT)

(1) at College Park, MD

Date	Opponent	W/L	Atl.	Opp.	Record
10/17	MILWAUKEE	L	98	107	0-1
10/21	SAN FRANCISCO	W	102	100	1-1
10/22	at Detroit	L	101	120	1-2
10/24	BOSTON	L	109	113	1-3
10/26	at Cincinnati	L	107	126	1-4
10/31	SAN DIEGO	L	117	121	1-5
11/1	at Cleveland	W	131	107	2-5
11/4	DETROIT	L	105	117	2-6
11/6	at Philadelphia	L	112	118	2-7
11/7	PHOENIX	L	100	107	2-8
11/10	PHILADELPHIA	W	109	104	3-8
11/11	at Buffalo	L	118	134	3-9
11/13	at Boston	W	116	114	4-9
11/14	CHICAGO	L	116	120	4-10
11/17	at Los Angeles	L	105	116	4-11
11/18	at Portland	L	131	146	4-12
11/21	BALTIMORE	W	130	103	5-12
11/22	PHILADELPHIA	W	125	115	6-12
11/24	at New York	L	119	128	6-13
11/25	NEW YORK	L	111	114	6-14
11/27	at San Diego	L	127	128	6-15
11/29	at Seattle	L	107	130	6-16
12/1	at San Francisco	L	106	113	6-17
12/2	at Phoenix	L	112	126	6-18
12/5	SEATTLE	W	106	100	7-18
12/8	at Milwaukee	L	104	125	7-19
12/9	at Cincinnati	L	106	118	7-20
12/11	at Chicago	L	86	87	7-21
12/12	PORTLAND	W	107	101	8-21
12/13	BUFFALO	W	110	91	9-21
12/16	SAN DIEGO	W	128	117	10-21
12/18	(1) at Baltimore	W	116	112	11-21
12/19	LOS ANGELES	L	104	116	11-22
12/22	at Los Angeles	W	119	115	12-22
12/23	at San Diego	L	102	133	12-23
12/25	at Phoenix	L	115	127	12-24
12/26	CINCINNATI	L	118	130	12-25
12/28	SAN FRANCISCO	L	104	115	12-26
12/29	at Detroit	L	97	99	12-27
12/31	CLEVELAND	W	119	85	13-27

Date	Opponent	W/L	Atl.	Opp.	Record
1/2	at New York	W	112	108	14-27
1/3	BOSTON	L	128	140	14-28
1/5	DETROIT	L	90	98	14-29
1/7	BALTIMORE	L	102	110	14-30
1/8	at Baltimore	L	104	115	14-31
1/10	PHOENIX	L	105	116	14-32
ALL-STAR BREAK					
1/15	at Boston	L	123	134	14-33
1/16	LOS ANGELES	W	127	123	15-33
1/18	at Buffalo	W	123	113	16-33
1/20	SEATTLE	L	108	112	16-34
1/22	at Milwaukee	W	117	110	17-34
1/24	MILWAUKEE	L	120	142	17-35
1/26	at Philadelphia	L	122	129	18-35
1/27	NEW YORK	L	108	116	17-37
1/29	CLEVELAND	W	119	111	18-37
1/31	SAN DIEGO	W	131	120	19-37
2/2	at San Francisco	L	99	101	19-38
2/4	at Portland	L	123	137	19-39
2/5	(#) at Seattle	W	121	120	20-39
2/7	CINCINNATI	W	121	118	21-39
2/9	at New York	W	114	109	22-39
2/10	BOSTON	W	114	102	23-39
2/12	NEW YORK	W	125	116	24-39
2/14	MILWAUKEE	L	88	124	24-40
2/16	at Chicago	L	102	118	24-41
2/20	at Baltimore	W	122	115	25-41
2/21	BALTIMORE	L	119	121	25-42
2/24	PORTLAND	W	118	107	26-42
2/26	(#) at Boston	L	129	137	26-43
2/27	BUFFALO	W	134	117	27-43
2/28	DETROIT	L	105	106	27-44
3/2	at Seattle	W	128	116	28-44
3/3	at San Francisco	W	109	105	29-44
3/5	at Los Angeles	W	105	104	30-44
3/7	CINCINNATI	W	122	112	31-44
3/10	PHOENIX	W	139	98	32-44
3/12	at Cleveland	W	119	107	33-44
3/13	at Cincinnati	L	127	136	33-45
3/14	PHILADELPHIA	W	108	101	34-45
3/16	at Philadelphia	W	130	125	35-45
3/19	(#) CHICAGO	W	112	111	36-45
3/20	at Chicago	L	121	138	36-46

ATLANTA
Most points: 139 vs. Phoenix (3/10)
Least points: 86 at Chicago (12/11)

OPPONENT
Most points: 146 (Portland, 11/18)
Least points: 85 (Cleveland, 12/31)

YEARLY RESULTS: 1971 - 72



36-46 OVERALL (22-19 at home, 13-26 on the road, 1-1 at neutral site)

SEASON STATS

	G	Min	FGM	FGA	Pct	FTM	FTA	Pct	Reb	Asst	PF	DQ	Pts	Avg
Hudson	77	3042	775	1540	.503	349	430	.812	385	309	225	0	1899	24.7
Maravich	66	2302	460	1077	.427	355	438	.811	256	393	207	0	1275	19.3
Bellamy	82	3187	593	1089	.545	340	581	.585	1049	262	255	2	1526	18.6
Washington	67	2416	325	729	.446	201	256	.785	601	121	217	0	851	12.7
Adams	70	2030	307	779	.394	204	273	.747	494	137	259	5	811	11.7
Gilliam	82	2337	345	774	.446	145	173	.838	335	377	232	3	835	10.2
Bridges	14	546	51	134	.381	31	44	.705	190	40	50	1	133	9.5
May	75	1285	234	476	.492	126	164	.768	217	55	133	0	594	7.9
Williams	10	127	23	53	.434	21	29	.724	4	20	18	0	67	6.7
Trapp	60	890	144	388	.371	105	139	.755	183	51	144	2	393	6.6
Valley	9	110	20	43	.465	13	20	.650	11	9	13	0	53	5.9
Payne	29	227	45	103	.437	29	46	.630	69	15	40	0	119	4.1
Halliburton	37	288	61	133	.459	25	30	.833	37	20	50	1	147	4.0
Siegfried	21	335	25	77	.325	20	23	.870	32	52	32	0	70	3.3
Christian	56	485	66	142	.465	44	61	.721	181	28	77	0	176	3.1
Davis	11	119	8	33	.242	10	18	.556	36	8	14	0	26	2.4

RESULTS

(#, overtime; #2, double OT; #3, three OT; #4, four OT)

(1) at San Diego, CA, (2) at Hershey, PA

Date	Opponent	W/L	Atl.	Opp.	Record
10/12	at Cincinnati	L	113	127	0-1
10/16	PHILADELPHIA	L	102	104	0-2
10/20	LOS ANGELES	L	104	126	0-3
10/22	BOSTON	L	108	115	0-4
10/23	at New York	W	95	89	1-4
10/25	at Boston	L	116	136	1-5
10/27	NEW YORK	W	110	96	2-5
10/29	at Cleveland	W	98	97	3-5
10/30	DETROIT	L	99	104	3-6
11/3	CHICAGO	L	100	113	3-7
11/5	(#) BUFFALO	L	117	122	3-8
11/6	at Philadelphia	L	96	101	3-9
11/10	MILWAUKEE	L	100	116	3-10
11/12	GOLDEN STATE	W	106	104	4-10
11/17	SEATTLE	L	104	112	4-11
11/20	PHOENIX	W	115	109	5-11
11/23	at Buffalo	L	97	102	5-12
11/24	at Milwaukee	L	107	141	5-13
11/26	BALTIMORE	L	105	118	5-14
11/27	CLEVELAND	L	95	103	5-15
11/28	at Boston	L	108	130	5-16
11/30	at Chicago	L	85	86	5-17
12/1	at Detroit	W	117	103	6-17
12/4	PHILADELPHIA	W	126	109	7-17
12/7	(1) at Golden State	W	116	113	8-17
12/9	at Phoenix	L	115	135	8-18
12/10	at Houston	L	88	95	8-19
12/12	at Los Angeles	L	95	104	8-20
12/15	(#) HOUSTON	L	115	117	8-21
12/17	at Baltimore	L	103	114	8-22
12/18	BALTIMORE	W	123	94	9-22
12/19	CINCINNATI	W	101	99	10-22
12/22	at Cincinnati	W	106	103	11-22
12/23	at Cleveland	L	110	115	11-23
12/25	BUFFALO	W	140	117	12-23
12/26	at Milwaukee	L	92	114	12-24
12/27	PORTLAND	W	135	121	13-24
12/30	at Houston	L	115	129	13-25
1/1	at Phoenix	W	116	111	14-25
1/4	at Portland	W	103	91	15-25

ATLANTA
Most points: 140 vs. Buffalo (12/25)
Least points: 81 at Baltimore (2/18)

OPPONENT
Most points: 141 (Milwaukee, 11/24)
Least points: 86 (Chicago, 11/30)

Date	Opponent	W/L	Atl.	Opp.	Record
1/5	at Seattle	L	116	127	15-26
1/7	LOS ANGELES	L	90	134	15-27
1/8	at Baltimore	L	102	110	15-28
1/12	MILWAUKEE	W	104	102	16-28
1/14	at Cincinnati	L	102	126	16-29
1/15	BOSTON	L	106	122	16-30
1/16	PHILADELPHIA	W	124	116	17-30
ALL-STAR BREAK					
1/21	GOLDEN STATE	L	111	113	17-31
1/23	at Milwaukee	W	118	113	18-31
1/25	at Buffalo	W	123	110	19-31
1/26	SEATTLE	L	119	131	19-32
1/28	DETROIT	W	124	108	20-32
1/30	at Phoenix	L	103	105	20-33
2/3	at Golden State	L	115	132	20-34
2/5	CLEVELAND	W	120	117	

YEARLY RESULTS: 1972 - 73

46-36 OVERALL (28-13 at home, 17-23 on the road, 1-0 at neutral site)



SEASON STATS

	G	Min	FGM	FGA	Pct	FTM	FTA	Pct	Reb	Asst	PF	DQ	Pts	Avg
Hudson	75	3027	816	1710	.477	397	481	.825	467	258	197	1	2029	27.1
Maravich	79	3089	789	1788	.441	485	606	.800	346	546	245	1	2063	26.1
Bellamy	74	2802	455	901	.505	283	526	.538	964	179	244	1	1193	16.1
Gilliam	76	2741	471	1007	.468	123	150	.820	399	482	257	8	1065	14.0
Trapp	77	1853	359	824	.436	150	194	.773	455	127	274	11	868	11.3
Washington	75	2833	308	713	.432	163	224	.728	801	174	252	5	779	10.4
Bracey	70	1050	192	395	.486	73	110	.664	107	125	125	0	457	6.5
Adams	4	76	8	38	.211	7	8	.875	22	5	11	0	23	5.8
Halliburton	24	238	50	116	.431	21	22	.955	26	28	29	0	121	5.0
May	32	317	61	134	.455	22	31	.710	67	21	55	0	144	4.5
Christian	55	759	85	155	.548	60	79	.759	305	47	111	2	230	4.2
Wetzel	28	504	42	94	.447	14	17	.824	58	39	41	1	98	3.5
Tschogl	10	94	14	40	.350	2	4	.500	21	6	25	0	30	3.0
Mast	42	447	50	118	.424	19	30	.633	136	37	50	0	119	2.8

RESULTS

(#, overtime; #2, double OT; #3, three OT; #4, four OT)

(1) at Pittsburgh, PA

Date	Opponent	W/L	Atl.	Opp.	Record	Date	Opponent	W/L	Atl.	Opp.	Record
10/10	at Buffalo	W	120	109	1-0	1/5	BOSTON	L	108	126	22-20
10/13	at Baltimore	L	98	115	1-1	1/6	at Detroit	W	116	111	23-20
10/15	NEW YORK	W	109	101	2-1	1/9	HOUSTON	W	120	114	24-20
10/17	BOSTON	L	115	119	2-2	1/11	NEW YORK	L	107	122	24-21
10/20	at Houston	L	108	120	2-3	1/12	at Boston	L	109	133	24-22
10/21	at Kansas City	L	101	108	2-4	1/14	LOS ANGELES	L	100	102	24-23
10/24	at Portland	W	118	110	3-4	1/16	(#) DETROIT	W	130	129	25-23
10/25	at Seattle	W	118	115	4-4	1/17	at Philadelphia	W	122	105	26-23
10/28	at Golden State	L	107	122	4-5	1/18	BUFFALO	L	125	127	26-24
10/31	HOUSTON	L	105	106	4-6	1/20	CLEVELAND	W	96	84	27-24
							ALL-STAR BREAK				
11/3	at Houston	W	114	108	5-6	1/26	at Buffalo	W	118	82	28-24
11/4	PHILADELPHIA	W	128	120	6-6	1/27	KANSAS CITY	W	129	126	29-24
11/7	(#) BALTIMORE	W	109	107	7-6	1/28	at Houston	L	108	116	29-25
11/9	at New York	L	99	101	7-7	1/30	DETROIT	L	123	126	29-26
11/11	MILWAUKEE	W	111	102	8-7						
11/14	GOLDEN STATE	L	105	114	8-8	2/2	at Boston	W	100	99	30-26
11/18	PHOENIX	W	126	122	9-8	2/3	BUFFALO	W	105	101	31-26
11/19	at Cleveland	L	98	109	9-9	2/6	BALTIMORE	W	112	106	32-26
11/21	(#) at Detroit	L	110	113	9-10	2/7	at Baltimore	L	108	137	32-27
11/23	SEATTLE	W	110	97	10-10	2/8	(#) CLEVELAND	L	132	136	32-28
11/25	CHICAGO	L	99	100	10-11	2/10	HOUSTON	W	103	91	33-28
11/26	at Milwaukee	L	96	108	10-12	2/11	at Cleveland	W	115	107	34-28
11/29	at Phoenix	L	98	109	10-13	2/16	at Phoenix	W	111	104	35-28
						2/18	at Los Angeles	W	99	92	36-28
12/1	(#) at Los Angeles	W	114	109	11-13	2/20	at Golden State	L	115	118	36-29
12/2	at Portland	W	106	103	12-13	2/23	at Seattle	L	120	124	36-30
12/5	PORTLAND	W	122	121	13-13	2/27	SEATTLE	W	131	130	37-30
12/7	(#) at Chicago	W	94	89	14-13						
12/8	BALTIMORE	W	134	115	15-13	3/2	at Philadelphia	W	130	107	38-30
12/9	at Kansas City	L	115	130	15-14	3/3	HOUSTON	W	136	125	39-30
12/12	at New York	L	93	114	15-15	3/4	PHILADELPHIA	W	138	130	40-30
12/13	NEW YORK	W	121	120	16-15	3/8	PORTLAND	W	135	129	41-30
12/16	CLEVELAND	W	100	94	17-15	3/10	GOLDEN STATE	W	117	113	42-30
12/20	KANSAS CITY	W	119	102	18-15	3/11	at Houston	L	118	129	42-31
12/22	at Buffalo	W	110	109	19-15	3/13	at Cleveland	L	107	115	42-32
12/23	(1) at Philadelphia	W	124	112	20-15	3/16	PHOENIX	W	135	127	43-32
12/26	at Cleveland	L	96	115	20-16	3/18	MILWAUKEE	L	104	105	43-33
12/27	at Philadelphia	W	121	120	21-16	3/20	LOS ANGELES	W	114	112	44-33
12/28	BALTIMORE	L	111	112	21-17	3/21	at New York	W	98	93	45-33
12/30	BUFFALO	W	120	110	22-17	3/23	at Boston	L	108	124	45-34
						3/24	CHICAGO	W	113	111	46-34
1/2	at Chicago	L	90	100	22-18	3/25	at Baltimore	L	105	112	46-35
1/3	at Milwaukee	L	97	105	22-19	3/27	BOSTON	L	110	117	46-36

ATLANTA
Most points: 138 vs. Philadelphia (3/4)
Least points: 90 at Chicago (1/2)

OPPONENT
Most points: 137 (Baltimore, 2/7)
Least points: 82 (Buffalo, 1/26)

YEARLY RESULTS: 1973 - 74

35-47 OVERALL (23-18 at home, 12-25 on the road, 0-4 at neutral site)



SEASON STATS

	G	Min	FGM	FGA	Pct	FTM	FTA	Pct	Reb	Asst	PF	Stl	Blk	Pts	Avg
Maravich	76	2903	819	1791	.457	469	568	.826	374	396	261	111	13	2107	27.7
Hudson	65	2588	678	1356	.500	295	353	.836	350	213	205	160	29	1651	25.4
Gilliam	62	2003	384	846	.454	106	134	.791	267	355	190	134	18	874	14.1
Bellamy	77	2440	389	801	.486	233	383	.608	740	189	232	52	48	1011	13.1
Washington	73	2519	297	612	.485	134	196	.684	735	156	249	49	74	728	10.0
Brown	77	1715	277	632	.438	163	217	.751	441	114	239	29	16	717	9.3
Jones	74	1448	238	502	.474	116	156	.744	454	86	197	29	64	592	8.0
Bracey	75	1463	241	520	.463	69	96	.719	146	231	157	60	5	551	7.3
Wetzel	70	1232	107	252	.425	41	57	.719	170	138	147	73	19	255	3.6
Schlueter	57	547	63	135	.467	38	50	.760	155	45	84	25	22	164	2.9
Inglesby	48	398	50	131	.382	29	37	.784	44	37	43	19	4	129	2.7
Tschogl	64	499	59	166	.355	10	17	.588	76	33	69	17	20	128	2.0

RESULTS

(#, overtime; #2, double OT; #3, three OT; #4, four OT)

(1) Toronto, ON (2) at Hershey, PA
(3) at Madison, WI (4) at Providence, RI

Date	Opponent	W/L	Atl.	Opp.	Record	Date	Opponent	W/L	Atl.	Opp.	Record
10/9	CAPITAL	W	128	114	1-0	1/6	(1) at Buffalo	L	109	118	20-21
10/11	LOS ANGELES	W	129	102	2-0	1/8	at Buffalo	L	96	100	20-22
10/12	at Detroit	L	105	122	2-1	1/10	CHICAGO	L	104	116	20-23
10/13	KC/OMAHA	L	102	117	2-2	1/11	(2) at Philadelphia	L	100	121	20-24
10/20	at Phoenix	L	108	118	2-3	1/13	BOSTON	W	128	105	21-24
10/21	at Los Angeles	W	119	100	3-3		ALL-STAR BREAK				
10/24	at Seattle	W	131	106	4-3	1/17	PORTLAND	W	126	99	22-24
10/26	at Portland	L	110	127	4-4	1/18	at Boston	L	94	98	22-25
10/27	at Golden State	W	125	116	5-4	1/19	SEATTLE	W	127	109	23-25
10/30	PHOENIX	W	122	101	6-4	1/22	at Chicago	L	89	102	23-26
						1/23	HOUSTON	L	104	115	23-27
11/2	at Houston	W	125	123	7-4	1/26	BUFFALO	W	132	122	24-27
11/3	BOSTON	L	109	122	7-5	1/27	NEW YORK	L	89	111	24-28
11/4	at Cleveland	W	115	110	8-5	1/29	at Cleveland	L	111	118	24-29
11/8	DETROIT	L	115	129	8-6	1/30	GOLDEN STATE	L	122	129	24-30
11/10	PHILADELPHIA	W	120	97	9-6						
11/13	at Buffalo	L	114	121	9-7	2/2	HOUSTON	W	117	107	25-30
11/15	PORTLAND	W	123	114	10-7	2/3	at Houston	L	112	123	25-31
11/17	CAPITAL	L	109	115	10-8	2/5	CAPITAL	W	121	103	26-31
11/22	GOLDEN STATE	L	99	101	10-9	2/6	LOS ANGELES	W	107	103	27-31
11/23	at Capital	L	86	101	10-10	2/8	at Philadelphia	W	99	90	28-31
11/24	MILWAUKEE	L	92	112	10-11	2/9	CLEVELAND	L	84	104	28-32
11/27	at KC/Omaha	W	129	110	11-11	2/11	PHILADELPHIA	L	95	116	28-33
11/28	BUFFALO	W	130	106	12-11	2/14	at Golden State	L	105	121	28-34
						2/16	(#) at Phoenix	L	123	124	28-35
12/1	SEATTLE	W	120	110	13-11	2/17	at Los Angeles	W	113	110	29-35
12/5	at KC/Omaha	L	105	117	13-12	2/20	(3) at Milwaukee	L	94	110	29-36
12/7	at Boston	L	112	116	13-13	2/23	at New York	L	90	98	29-37
12/8	at New York	L	100	117	13-14	2/24	(4) at Boston	L	96	111	29-38
12/11	(#) BUFFALO	L	127	132	13-15	2/27	KC/Omaha	L	76	85	29-39
12/15	at Milwaukee	L	82	116	13-16						
12/18	at Capital	W	98	91	14-16	3/1	MILWAUKEE	L	89	105	29-40
12/19	NEW YORK	W	107	105	15-16	3/2	HOUSTON	W	129	122	30-40
12/21	at Houston	W	124	110	16-16	3/5	at Capital	L	89	103	30-41
12/22	CLEVELAND	L	98	108							

YEARLY RESULTS: 1974 - 75

31-51 OVERALL (22-19 at home, 9-31 on the road, 0-1 at neutral site)



SEASON STATS

	G	Min	FGM	FGA	Pct	FTM	FTA	Pct	Reb	Asst	PF	Stl	Blk	Pts	Avg
Hudson	11	380	97	225	.431	48	57	.842	47	40	33	13	2	242	22.0
Drew	78	2289	527	1230	.428	388	544	.713	836	138	274	119	39	1442	18.5
Van Arsdale	73	2570	544	1269	.429	294	383	.768	249	207	231	78	3	1382	18.9
Gilliam	60	1393	314	736	.427	94	113	.832	204	170	124	77	13	722	12.0
Sojourner	73	2129	378	775	.488	95	146	.651	642	93	217	35	57	851	11.7
Henderson	79	2131	367	893	.411	168	241	.697	212	314	149	105	7	902	11.4
Brown	73	1986	315	684	.461	185	250	.740	434	133	228	54	15	815	11.2
Jones	75	2086	323	752	.430	132	183	.721	697	152	226	51	51	778	10.4
Meminger	80	2177	233	500	.466	168	263	.639	214	397	160	118	11	634	7.9
Washington	38	905	114	259	.440	41	55	.745	196	68	86	23	13	269	7.1
Lee	9	177	12	36	.333	32	39	.821	70	8	25	1	4	56	6.2
Kauffman	73	797	113	261	.433	59	84	.702	182	81	103	19	4	285	3.9
Wetzel	63	785	87	204	.426	68	77	.883	114	77	108	51	8	242	3.8

RESULTS

(#, overtime; #2, double OT; #3, three OT; #4, four OT)

(1) at Baton Rouge, LA

Date	Opponent	W/L	Atl.	Opp.	Record	Date	Opponent	W/L	Atl.	Opp.	Record
10/18	at Chicago	L	115	120	0-1	1/8	at Boston	L	96	104	17-24
10/19	HOUSTON	W	118	112	1-1	1/10	at Chicago	L	113	116	17-25
10/22	PHILADELPHIA	W	125	92	2-1	1/11	DETROIT	L	113	118	17-26
10/24	CLEVELAND	L	97	116	2-2	ALL-STAR BREAK					
10/25	at Boston	L	109	116	2-3	1/16	WASHINGTON	W	108	85	18-26
10/30	at Detroit	W	104	96	3-3	1/18	BUFFALO	L	115	129	18-27
10/31	at New York	L	90	93	3-4	1/19	SEATTLE	W	117	109	19-27
						1/21	NEW ORLEANS	W	135	103	20-27
11/2	BOSTON	L	125	126	3-5	1/23	HOUSTON	L	95	96	20-28
11/7	PHOENIX	W	109	108	4-5	1/24	at Detroit	L	103	113	20-29
11/9	PORTLAND	L	115	119	4-6	1/25	MILWAUKEE	W	117	101	21-29
11/10	at Milwaukee	W	99	94	5-6	1/28	at New York	L	111	115	21-30
11/12	at Golden State	L	111	128	5-7	1/30	NEW YORK	L	115	117	21-31
11/14	at Portland	L	92	104	5-8	1/31	at Buffalo	L	101	111	21-32
11/16	NEW ORLEANS	W	130	104	6-8						
11/19	SEATTLE	W	122	113	7-8	2/1	at Cleveland	L	109	112	21-33
11/21	NEW YORK	L	95	101	7-9	2/4	CLEVELAND	W	111	97	22-33
11/22 (1)	at New Orleans	L	86	90	7-10	2/6	DETROIT	W	111	98	23-33
11/23	KC/OMAHA	L	100	103	7-11	2/7	at Houston	L	97	105	23-34
11/26	WASHINGTON	W	119	102	8-11	2/8	NEW ORLEANS	L	102	106	23-35
11/27	at Washington	L	104	114	8-12	2/10	at New Orleans	L	89	96	23-36
11/29	at Houston	W	96	91	9-12	2/14	at Los Angeles	L	100	108	23-37
						2/15	at Phoenix	W	111	107	24-37
12/3	at Phoenix	W	90	85	10-12	2/20	at Golden State	L	102	108	24-38
12/6	at Los Angeles	L	84	100	10-13	2/21	at Seattle	L	108	110	24-39
12/8	at Seattle	W	102	95	11-13	2/23	(#) at Cleveland	L	105	111	24-40
12/10	at Portland	W	107	103	12-13	2/27	CHICAGO	L	91	111	24-41
12/12	GOLDEN STATE	L	109	129	12-14						
12/14	(#) BOSTON	L	90	92	12-15	3/1	KC/OMAHA	W	108	95	25-41
12/17	WASHINGTON	W	96	85	13-15	3/4	LOS ANGELES	W	109	97	26-41
12/19	CHICAGO	L	80	88	13-16	3/5	at Washington	L	112	118	26-42
12/20	at Buffalo	W	113	102	14-16	3/6	GOLDEN STATE	W	110	106	27-42
12/21	HOUSTON	L	96	101	14-17	3/8	NEW ORLEANS	W	113	101	28-42
12/23	at Philadelphia	L	88	100	14-18	3/11	WASHINGTON	L	87	99	28-43
12/25	at Washington	L	92	110	14-19	3/13	MILWAUKEE	L	104	120	28-44
12/26	at Houston	L	86	114	14-20	3/15	at New Orleans	L	123	140	28-45
12/28	LOS ANGELES	W	106	89	15-20	3/16	PHOENIX	W	117	114	29-45
12/29	at Cleveland	L	103	110	15-21	3/18	at KC/Omaha	L	101	105	29-46
						3/21	at Philadelphia	L	103	114	29-47
1/1	at KC/Omaha	W	102	97	16-21	3/22	PHILADELPHIA	W	104	100	30-47
1/2	at Milwaukee	L	111	116	16-22	3/25	PORTLAND	L	89	105	30-48
1/4	BUFFALO	L	108	121	16-23	3/29	CLEVELAND	W	103	97	31-48
1/7	(#) CLEVELAND	W	113	112	17-23	3/30	at New Orleans	L	105	108	31-49
						4/1	at Houston	L	104	113	31-50
						4/5	at Washington	L	115	123	31-51

ATLANTA

Most points: 130 vs. New Orleans (11/16)
Least points: 80 vs. Chicago (12/19)

OPPONENT

Most points: 140 (New Orleans, 3/15)
Least points: 85 (three times)

YEARLY RESULTS: 1975 - 76

29-53 OVERALL (20-21 at home, 9-32 on the road)



SEASON STATS

	G	Min	FGM	FGA	Pct	FTM	FTA	Pct	Reb	Asst	PF	Stl	Blk	Pts	Avg
Drew	77	2351	586	1168	.502	488	656	.744	660	150	261	138	30	1660	21.6
Hudson	81	2558	569	1205	.472	237	291	.814	300	214	241	124	17	1375	17.0
Henderson	81	2900	469	1136	.413	216	305	.708	265	374	195	137	10	1154	14.2
Van Arsdale	75	2026	346	785	.441	126	166	.759	186	146	202	57	7	818	10.9
Jones	66	1762	251	542	.463	163	219	.744	524	83	214	52	61	665	10.1
Sojourner	67	1602	248	524	.473	80	119	.672	449	58	174	38	40	576	8.6
Hawkins	74	1907	237	530	.447	136	191	.712	445	212	172	80	46	610	8.2
Brown	75	1758	215	486	.442	162	209	.775	403	126	235	45	16	592	7.9
Meminger	68	1418	155	379	.409	100	152	.658	151	222	116	54	8	410	6.0
Holland	33	351	85	213	.399	22	34	.647	41	26	48	20	2	192	5.8
Willoughby	62	870	113	284	.398	66	100	.660	288	31	87	37	29	292	4.7
DuVal	13	130	15	43	.349	6	9	.667	8	20	15	6	2	36	2.8
Creighton	32	172	12	43	.279	7	16	.438	45	4	23	2	9	31	1.0

RESULTS

(#, overtime; #2, double OT; #3, three OT; #4, four OT)

Date	Opponent	W/L	Atl.	Opp.	Record	Date	Opponent	W/L	Atl.	Opp.	Record
10/23	NEW ORLEANS	W	109	91	1-0	1/21	BUFFALO	L	94	102	21-20
10/25	DETROIT	L	102	108	1-1	1/23	at Buffalo	L	104	119	21-21
						1/24	at Philadelphia	L	116	130	21-22
11/2	(#) at Los Angeles	L	113	116	1-2	1/25	PHILADELPHIA	L	109	112	21-23
11/4	at Portland	W	98	97	2-2	1/27	at New York	W	114	113	22-23
11/6	CLEVELAND	L	108	113	2-3	1/28	at Boston	L	99	110	22-24
11/8	SEATTLE	W	107	94	3-3	1/29	NEW YORK	W	112	109	23-24
11/11	Bos. at Hartford	W	100	91	4-3	1/31	NEW ORLEANS	L	95	108	23-25
11/12	at Detroit	W	109	106	5-3						
11/14	WASHINGTON	W	97	88	6-3	2/1	CHICAGO	W	84	80	24-25
11/15	at New York	L	86	92	6-4	ALL-STAR BREAK					
11/16	NEW YORK	W	97	96	7-4	2/5	DETROIT	L	108	111	24-26
11/19	(#) at Golden State	W	104	98	8-4	2/7	WASHINGTON	L	90	103	24-27
11/20	at Washington	L	96	105	8-5	2/8	LOS ANGELES	L	89	97	24-28
11/22	NEW ORLEANS	L	85	89	8-6	2/10	KANSAS CITY	W	111	89	25-28
11/23	PHILADELPHIA	W	115	111	9-6	2/12	at Golden State	L	104	113	25-29
11/26	at New Orleans	W	113	108	10-6	2/13	at Seattle	L	102	119	25-30
11/28	at Boston	L	107	114	10-7	2/15	BUFFALO	W	112	104	26-30
						2/17	at Cleveland	L	92	112	26-31
12/4	PORTLAND	W	94	87	11-7	2/21	at Washington	L	95	103	26-32
12/6	BOSTON	L	104	111	11-8	2/22	at New Orleans	L	94	102	26-33
12/10	at Kansas City	L	94	100	11-9	2/26	at Phoenix	L	97	115	26-34
12/11	BUFFALO	W	122	99	12-9	2/29	at Portland	L	98	102	26-35
12/13	KANSAS CITY	W	115	101	13-9						
12/16	at New York	L	96	97	13-10	3/4	BOSTON	W	103	98	27-35
12/18	LOS ANGELES	W	114	98	14-10	3/6	at Houston	L	97	101	27-36
12/19	at Houston	L	107	113	14-11	3/7	HOUSTON	W	123	106	28-36
12/20	HOUSTON	W	123	108	15-11	3/11	PHOENIX	L	99	104	28-37
12/21	(#) CHICAGO	L	90	97	15-12	3/12	at Philadelphia	L	107	109	28-38
12/25	at Washington	L	94	99	15-13	3/14	(#) at Kansas City	L	113	114	28-39
12/26	at Cleveland	W	98	97	16-13	3/17	at Houston	L	112	124	28-40
12/27	MILWAUKEE	W	87	82	17-13	3/19	at Chicago	L	101	108	28-41
						3/20	CLEVELAND	L	99	107	28-42
1/1	at New Orleans	L									

YEARLY RESULTS: 1976 - 77

31-51 OVERALL (19-22 at home, 12-29 on the road)



SEASON STATS

	G	Min	FGM	FGA	Pct	FTM	FTA	Pct	Reb	Asst	PF	Stl	Blk	Pts	Avg
Drew	74	2688	689	1416	.487	412	577	.714	675	133	275	102	29	1790	24.2
Robinson	36	1449	310	648	.478	186	241	.772	462	97	130	38	20	806	22.4
Hudson	58	1745	413	905	.456	142	169	.840	129	155	160	67	19	968	16.7
Henderson	46	1568	196	453	.433	126	168	.750	124	386	74	79	8	518	11.3
Charles	82	2487	354	855	.414	205	256	.801	168	295	240	141	45	913	11.1
Meriweather	74	2068	319	607	.526	182	255	.714	596	82	324	41	82	820	11.1
Terry	12	241	47	87	.540	18	21	.857	18	25	21	9	1	112	9.3
Hawes	44	945	147	305	.480	67	88	.761	261	63	141	36	24	361	8.2
Barker	59	1354	182	436	.417	112	164	.683	401	60	223	33	41	476	8.1
Hill	81	1825	175	439	.399	139	174	.799	143	403	245	85	6	489	6.0
Brown	77	1405	160	350	.457	121	150	.807	236	103	217	46	7	441	5.7
Denton	45	700	103	256	.402	33	47	.702	218	33	100	14	16	239	5.3
Willoughby	39	549	75	169	.444	43	63	.683	170	13	64	19	23	193	4.9
Sojourner	51	551	95	203	.468	41	57	.719	146	21	66	15	9	231	4.5
Davis	7	67	8	35	.229	4	13	.308	7	2	9	7	0	20	2.9
Dickerson	6	63	6	12	.500	5	8	.625	2	11	13	1	0	17	2.8

RESULTS

(#, overtime; #2, double OT; #3, three OT; #4, four OT)

Date	Opponent	W/L	Atl.	Opp.	Record	Date	Opponent	W/L	Atl.	Opp.	Record
10/21	HOUSTON	L	104	120	0-1	1/12	at Buffalo	W	124	118	14-28
10/24	MILWAUKEE	W	115	91	1-1	1/14	at NY Nets	W	120	101	15-28
10/26	SAN ANTONIO	W	122	114	2-1	1/15	KANSAS CITY	L	90	115	15-29
10/29	at Los Angeles	L	101	118	2-2	1/16	PORTLAND	W	125	120	16-29
10/30	at Golden State	L	106	114	2-3	1/19	at Philadelphia	L	94	114	16-30
10/31	at Seattle	L	112	126	2-4	1/21	MILWAUKEE	W	121	101	17-30
11/2	at Portland	L	116	129	2-5	1/23	GOLDEN STATE	L	97	104	17-31
11/4	CHICAGO	W	97	87	3-5	1/28	at Houston	L	104	118	17-32
11/6	DETROIT	L	105	110	3-6	1/29	HOUSTON	W	101	97	18-32
11/7	CLEVELAND	W	107	97	4-6	2/1	DETROIT	L	92	95	18-33
11/11	PORTLAND	W	107	105	5-6	2/3	BUFFALO	W	100	98	19-33
11/13	NEW ORLEANS	L	86	115	5-7	2/5	CHICAGO	W	99	96	20-33
11/16	at NY Knicks	L	97	100	5-8	2/8	at Phoenix	L	104	117	20-34
11/17	at Boston	L	91	104	5-9	2/9	at Seattle	W	99	98	21-34
11/20	PHILADELPHIA	L	106	123	5-10	2/11	at Portland	W	121	108	22-34
11/21	KANSAS CITY	L	83	106	5-11						
11/24	at Indiana	L	93	115	5-12						
11/26	at NY Nets	W	109	105	6-12	2/15	at Golden State	L	111	117	22-35
11/27	BUFFALO	W	101	94	7-12	2/18	at Los Angeles	W	111	101	23-35
11/28	GOLDEN STATE	L	98	132	7-13	2/20	at Denver	L	95	111	23-36
12/2	WASHINGTON	L	90	102	7-14	2/24	(#) NY KNICKS	W	101	98	24-36
12/3	at New Orleans	L	105	121	7-15	2/25	at Chicago	L	87	96	24-37
12/4	NY NETS	L	105	107	7-16	2/26	SAN ANTONIO	W	119	111	25-37
12/8	at San Antonio	W	117	108	8-16	3/1	LOS ANGELES	L	90	92	25-38
12/9	at Kansas City	W	102	100	9-16	3/4	WASHINGTON	W	100	99	26-38
12/11	at Cleveland	W	95	94	10-16	3/6	at Detroit	L	105	115	26-39
12/12	PHOENIX	L	91	106	10-17	3/8	PHILADELPHIA	W	99	98	27-39
12/14	LOS ANGELES	W	106	104	11-17	3/11	DENVER	W	100	95	28-39
12/16	at Houston	L	107	118	11-18	3/13	CLEVELAND	L	113	115	28-40
12/17	at New Orleans	W	113	109	12-18	3/16	at Philadelphia	L	100	109	28-41
12/18	BOSTON	L	110	117	12-19	3/18	at Boston	L	96	98	28-42
12/19	at Milwaukee	L	109	126	12-20	3/19	at NY Knicks	L	101	107	28-43
12/22	at Detroit	L	94	107	12-21	3/22	at Buffalo	W	86	84	29-43
12/23	at Chicago	L	95	101	12-22	3/23	BOSTON	L	96	103	29-44
12/26	NY KNICKS	L	98	103	12-23	3/25	at Indiana	L	95	103	29-45
12/28	SEATTLE	L	119	120	12-24	3/26	at Cleveland	L	94	99	29-46
12/29	at Washington	L	92	96	12-25	3/30	at Washington	L	103	110	29-47
						3/31	NY NETS	W	95	81	30-47
1/2	NEW ORLEANS	L	88	93	12-26	4/2	INDIANA	L	99	106	30-48
1/4	DENVER	W	113	109	13-26	4/3	at San Antonio	W	111	103	31-48
1/6	INDIANA	L	95	103	13-27	4/5	at Phoenix	L	102	108	31-49
1/10	PHOENIX	L	92	93	13-28	4/6	at Denver	L	95	110	31-50
						4/8	at Milwaukee	L	107	118	31-51

ATLANTA Most points: 125 vs. Portland (1/16) Least points: 83 vs. Kansas City (11/21)	OPPONENT Most points: 132 (Golden State, 11/28) Least points: 81 (N.Y. Nets, 3/31)
---	--

YEARLY RESULTS: 1977 - 78

41-41 OVERALL (27-9 at home, 12-29 on the road, 2-3 at neutral site)



SEASON STATS

	G	Min	FGM	FGA	Pct	FTM	FTA	Pct	Reb	Asst	PF	Stl	Blk	Pts	Avg
Drew	70	2203	593	1236	.480	437	575	.760	511	141	247	119	27	1623	23.2
Hawes	75	2325	387	854	.453	175	214	.818	690	190	230	78	57	949	12.7
Criss	77	1935	319	751	.425	236	296	.797	121	294	143	108	5	874	11.4
Behagen	26	751	117	249	.470	51	70	.729	173	34	97	30	12	285	11.0
E. Johnson	79	1875	332	686	.484	164	201	.816	153	235	232	100	4	828	10.5
McMillen	68	1683	280	568	.493	116	145	.800	416	84	233	33	16	676	9.9
Hill	82	2530	304	732	.415	189	223	.848	231	427	302	151	15	797	9.7
Charles	21	520	73	184	.397	42	50	.840	24	82	53	25	5	188	9.0
O. Johnson	82	1704	292	619	.472	111	130	.854	260	120	180	80	36	695	8.5
Rollins	80	1795	253	520	.487	104	148	.703	552	79	326	57	218	610	7.6
Brown	75	1594	192	405	.474	165	200	.825	303	105	280	55	8	549	7.3
Robertson	63	929	168	381	.441	37	53	.698	70	103	133	74	5	373	5.9
Terry	27	166	25	68	.368	9	11	.818	15	7	14	6	0	59	2.2

RESULTS

(#, overtime; #2, double OT; #3, three OT; #4, four OT)

(1) at Hartford, CT (2) at Charlotte, NC (3) at Louisville, KY (4) at Baton Rouge, LA

Date	Opponent	W/L	Atl.	Opp.	Record	Date	Opponent	W/L	Atl.	Opp.	Record
10/22	CLEVELAND	W	107	101	1-0	1/14	at Kansas City	L	101	110	19-23
10/25 (1)	at Boston	L	103	110	1-1	1/17	KANSAS CITY	W	111	90	20-23
10/26 (#)	at New Jersey	W	113	110	2-1	1/18 (2)	NEW ORLEANS	L	106	108	20-24
10/28	LOS ANGELES	W	102	95	3-1	1/19 (3)	at Chicago	L	95	105	20-25
11/1	SEATTLE	W	102	99	4-1	1/21	INDIANA	W	111	100	21-25
11/2	at Detroit	W	102	89	5-1	1/22	at Cleveland	L	89	93	21-26
11/4	at Kansas City	W	111	110	6-1	1/27	NEW YORK	W	105	96	22-26
11/5	GOLDEN STATE	W	100	94	7-1	1/29	BUFFALO	W	107	102	23-26
11/10	at Houston	W	132	101	8-1	1/31 (#)	at Chicago	L	103	106	23-27
11/11	PORTLAND	L	92	132	8-2	2/2	at Indiana	W	107	105	24-27
11/12	at San Antonio	L	99	116	8-3						
11/15	PHILADELPHIA	L	93	114	8-4						
11/16	at Boston	L	105	131	8-5	2/8	ALL-STAR BREAK				
11/19	NEW JERSEY	W	129	114	9-5	2/8	at Denver	L	109	114	24-28
11/23	DENVER	W	105	104	10-5	2/9	at Phoenix	L	98	125	24-29
11/25	MILWAUKEE	L	115	117	10-6	2/12	at Los Angeles	W	116	103	25-29
11/29	BOSTON	W	108	101	11-6	2/15	at Portland	L	99	102	25-30
11/30	at Buffalo	L	93	105	11-7	2/17 (4)	at New Orleans	W	111	102	26-30
12/3	at Golden State	L	101	118	11-8	2/18	BOSTON	L	112	121	26-31
12/4	at Phoenix	W	96	89	12-8	2/22 (2)	PHOENIX	W	107	95	27-31
12/5	at Seattle	L	88	99	12-9	2/23	at San Antonio	L	105	118	27-32
12/7	at Denver	L	116	123	12-10	2/24	GOLDEN STATE	L	96	97	27-33
12/9	NEW YORK	L	84	103	12-11	2/26	BUFFALO	W	119	117	28-33
12/10	at Cleveland	L	87	102	12-12	2/28	BOSTON	W	117	85	29-33
12/13	at New York	L	106	107	12-13	3/1	at New Jersey	L	95	97	29-34
12/14	at Philadelphia	W	108	99	13-13	3/3	HOUSTON	W	133	110	30-34
12/16	SAN ANTONIO	W	115	99	14-13	3/5	SEATTLE	W	101	94	31-34
12/18 (2)	PHOENIX	W	134	129	15-13	3/7	DETROIT	W	123	109	32-34
12/20	at Chicago	L	86	94	15-14	3/8	at Philadelphia	L	97	108	32-35
12/21	at Indiana	L	98	109	15-15	3/10	PORTLAND	W	114	105	33-35
12/23	at Milwaukee	W	109	93	16-15	3/12	MILWAUKEE	W	98	93	

YEARLY RESULTS: 1978 - 79

46-36 OVERALL (34-7 at home, 12-29 on the road)



SEASON STATS

	G	Min	FGM	FGA	Pct	FTM	FTA	Pct	Reb	Asst	PF	Stl	Blk	Pts	Avg
Drew	79	2410	650	1375	.473	495	677	.731	522	119	332	128	16	1795	22.7
Johnson	78	2413	501	982	.510	243	292	.832	170	360	241	121	11	1245	16.0
Roundfield	80	2539	462	916	.504	300	420	.714	865	131	358	87	176	1224	15.3
Hawes	81	2205	372	756	.492	108	132	.818	591	184	264	79	47	852	10.5
Hill	82	2527	296	682	.434	246	288	.854	164	480	292	102	16	838	10.2
Furlow	29	576	113	235	.481	60	70	.857	71	81	42	18	13	286	9.9
Rollins	81	1900	297	555	.535	89	141	.631	588	49	238	46	254	683	8.4
Givens	74	1347	234	564	.415	102	135	.756	214	83	121	72	17	570	7.7
Lee	49	997	144	313	.460	88	117	.752	59	169	88	56	1	376	7.7
McMillen	82	1392	232	498	.466	106	119	.891	332	69	211	15	32	570	7.0
Criss	54	879	109	289	.377	67	86	.779	60	138	70	41	3	285	5.3
Wilson	61	589	81	197	.411	24	44	.545	76	72	66	30	8	186	3.0
Herron	14	81	14	48	.292	12	13	.923	10	3	11	6	2	40	2.9

RESULTS

Date	Opponent	W/L	Atl.	Opp.	Record
10/13	at Indiana	L	104	117	0-1
10/14	DETROIT	W	122	114	1-1
10/18	BOSTON	L	99	116	1-2
10/21	DENVER	W	130	125	2-2
10/24	at New York	L	109	113	2-3
10/25	at Philadelphia	L	117	118	2-4
10/28	CHICAGO	W	116	92	3-4
10/31	at Washington	W	110	108	4-4
11/2	GOLDEN STATE	L	106	113	4-5
11/40	(#) NEW JERSEY	L	117	118	4-6
11/91	SAN DIEGO	W	125	101	5-6
11/10	at Boston	W	115	103	6-6
11/11	MILWAUKEE	W	105	92	7-6
11/16	at Kansas City	L	100	109	7-7
11/18	PHILADELPHIA	W	124	116	8-7
11/21	at San Diego	W	113	107	9-7
11/22	at Denver	W	113	111	10-7
11/24	at Detroit	L	117	119	10-8
11/25	LOS ANGELES	W	109	103	11-8
11/28	at Cleveland	L	98	112	11-9
11/30	(#) NEW YORK	W	102	96	12-9
12/2	NEW ORLEANS	W	128	94	13-9
12/6	at Phoenix	L	109	136	13-10
12/8	at Seattle	L	106	107	13-11
12/9	at Golden State	L	84	94	13-12
12/10	at Los Angeles	L	86	88	13-13
12/13	INDIANA	W	117	101	14-13
12/15	at New Jersey	W	121	112	15-13
12/17	at New York	L	105	111	15-14
12/19	at Chicago	L	95	101	15-15
12/20	NEW YORK	W	121	112	16-15
12/22	at Boston	L	105	124	16-16
12/23	CLEVELAND	W	109	91	17-16
12/26	at San Antonio	L	111	124	17-17
12/27	SAN ANTONIO	W	115	107	18-17
12/29	at Philadelphia	L	107	113	18-18
12/30	DENVER	W	113	87	19-18
1/3	LOS ANGELES	L	96	99	19-19
1/5	at Houston	W	109	106	20-19
1/6	WASHINGTON	L	102	106	20-20
1/7	at Indiana	L	97	112	20-21

(#, overtime; #2, double OT; #3, three OT; #4, four OT)

Date	Opponent	W/L	Atl.	Opp.	Record
1/10	at Milwaukee	W	117	113	21-21
1/12	(#2) at Chicago	W	100	93	22-21
1/13	SAN DIEGO	W	124	119	23-21
1/14	HOUSTON	W	115	105	24-21
1/17	PORTLAND	W	111	110	25-21
1/20	NEW ORLEANS	W	118	94	26-21
1/21	at New Orleans	L	87	108	26-22
1/23	INDIANA	L	107	110	26-23
1/25	SEATTLE	L	98	100	26-24
1/27	SAN ANTONIO	W	120	113	27-24
1/30	at Washington	L	105	109	27-25
1/31	KANSAS CITY	W	130	118	28-25
	ALL-STAR BREAK				
2/6	BOSTON	W	104	101	29-25
2/7	at Kansas City	L	108	124	29-26
2/9	at Phoenix	W	105	102	30-26
2/11	at Portland	L	87	91	30-27
2/14	at Seattle	L	104	116	30-28
2/18	at San Diego	L	101	116	30-29
2/20	at Cleveland	W	119	109	31-29
2/21	PORTLAND	W	106	83	32-29
2/24	PHOENIX	W	110	85	33-29
2/27	HOUSTON	W	125	111	34-29
3/1	GOLDEN STATE	W	104	86	35-29
3/3	CHICAGO	W	119	101	36-29
3/6	PHILADELPHIA	W	94	91	37-29
3/7	(#) KANSAS CITY	W	122	120	38-29
3/11	(#) SEATTLE	W	113	111	39-29
3/13	at Portland	L	82	103	39-30
3/14	at Golden State	L	98	113	39-31
3/16	at Los Angeles	L	110	111	39-32
3/17	at Denver	L	111	118	39-33
3/20	CLEVELAND	W	115	109	40-33
3/21	DETROIT	W	111	104	41-33
3/23	at San Antonio	W	115	108	42-33
3/24	at Houston	L	116	120	42-34
3/30	at New Jersey	L	106	117	42-35
3/31	at New Orleans	L	107	109	42-36
4/1	NEW JERSEY	W	109	98	43-36
4/4	MILWAUKEE	W	118	109	44-36
4/6	at Detroit	W	112	96	45-36
4/7	WASHINGTON	W	103	102	46-36

ATLANTA
Most points: 130 (two times)
Least points: 82 at Portland (3/13)

OPPONENT
Most points: 136 (Phoenix, 12/6)
Least points: 83 (Portland, 2/21)

YEARLY RESULTS: 1979 - 80

50-32 OVERALL (32-9 at home, 18-23 on the road)



SEASON STATS

	G	Min	FGM	FGA	Pct	FTM	FTA	Pct	Reb	Asst	PF	Stl	Blk	Pts	Avg
Drew	80	2306	535	1182	.453	489	646	.757	471	101	313	91	23	1559	19.5
Johnson	79	2622	590	1212	.487	280	338	.828	200	370	216	120	24	1465	18.5
Roundfield	81	2588	502	1007	.499	330	465	.710	837	184	317	101	139	1334	16.5
Hawes	82	1885	304	605	.502	150	182	.824	496	144	205	74	29	761	9.3
Rollins	82	2123	287	514	.558	157	220	.714	774	76	322	54	244	731	8.9
McMillen	53	1071	191	382	.500	81	107	.757	220	62	126	36	14	463	8.7
Furlow	21	404	66	161	.410	44	51	.863	42	72	19	19	9	177	8.4
Criss	81	1794	249	578	.431	172	212	.811	116	246	133	74	4	671	8.3
Hill	79	2092	177	431	.411	124	146	.849	138	424	261	107	8	479	6.1
Givens	82	1254	182	473	.385	106	128	.828	242	59	132	51	19	470	5.7
McElroy	31	516	66	171	.386	37	53	.698	49	65	45	21	5	171	5.5
Brown	28	361	37	98	.378	34	44	.773	62	14	66	3	4	108	3.9
Pellom	44	373	44	108	.407	21	30	.700	92	18	70	12	12	109	2.5
Lee	30	364	29	91	.319	9	17	.529	33	67	65	15	4	67	2.2
Wilson	5	59	2	14	.143	4	6	.667	3	11	3	4	1	8	1.6

3-pt. field goals: Atlanta 13-75 (.173) - Drew 0-7 (.000), Johnson 5-13 (.385), Roundfield 0-4 (.000), Hawes 3-8 (.375), McElroy 2-7 (.286), McMillen 0-1 (.000), Furlow 1-9 (.111), Criss 1-17 (.059), Hill 1-4 (.250), Givens 0-2 (.000), Lee 0-3 (.000). Opponents 46-183 (.251).

RESULTS

(#, overtime; #2, double OT; #3, three OT; #4, four OT)

Date	Opponent	W/L	Atl.	Opp.	Record
10/12	NEW YORK	W	121	104	1-0
10/13	at Indiana	L	101	115	1-1
10/16	SAN ANTONIO	L	116	118	1-2
10/17	at Washington	L	97	100	1-3
10/18	INDIANA	W	115	85	2-3
10/20	at Houston	L	102	107	2-4
10/23	at Cleveland	W	121	111	3-4
10/24	CLEVELAND	W	128	118	4-4
10/26	at New Jersey	W	94	90	5-4
10/27	BOSTON	L	95	100	5-5
10/31	PHILADELPHIA	W	102	97	6-5
11/2	at Philadelphia	W	85	81	7-5
11/3	NEW JERSEY	W	110	107	8-5
11/6	at New York	W	98	96	9-5
11/7	at Detroit	W	115	107	10-5
11/10	WASHINGTON	W	109	105	11-5
11/13	at New Jersey	L	82	101	11-6
11/14	UTAH	W	108	97	12-6
11/17	HOUSTON	L	100	102	12-7
11/20	DETROIT	W	109	105	13-7
11/21	at Milwaukee	L	93	96	13-8
11/23	at Chicago	L	98	103	13-9
11/24	BOSTON	L	101	106	13-10
11/27	at San Antonio	W	143	120	14-10
11/28	PORTLAND	W	106	99	15-10
11/30	at Houston	L	95	106	15-11
12/1	SAN DIEGO	W	106	96	16-11
12/2	at Cleveland	L	108	126	16-12
12/5	at Boston	W	120	92	17-12
12/8	at Washington	L	95	96	17-13
12/9	at New Jersey	W	122	85	18-13
12/12	NEW YORK	W	114	102	19-13
12/14	at Philadelphia	W	103	98	20-13
12/15	PHILADELPHIA	W	112	96	21-13
12/18	at New York	L	99	101	21-14
12/19	LOS ANGELES	W	119	112	22-14
12/20	at Detroit	W	122	103	23-14
12/22	at Indiana	L	110	130	23-15
12/27	HOUSTON	W	112	110	24-15
12/29	DETROIT	W	115	104	25-15
1/3	NEW JERSEY	L	119	126	25-16
1/5	KANSAS CITY	L	107	112	25-17

(1) at Hartford, CT

Date	Opponent	W/L	Atl.	Opp.	Record
1/9	CLEVELAND	W	111	107	26-17
1/11	at Boston	L	93	108	26-18
1/12	SAN ANTONIO	W	120	101	27-18
1/13	at San Antonio	W	107	104	28-18
1/16	at San Diego	L	108	111	28-19
1/17	at Phoenix	L	99	101	28-20
1/18	at Los Angeles	L	102	108	28-21
1/22	at Kansas City	L	89	101	28-22
1/23	SEATTLE	L	96	98	

YEARLY RESULTS: 1980 - 81

31-51 OVERALL (20-21 at home, 11-30 on the road)



SEASON STATS

	G	Min	FGM	FGA	Pct	FTM	FTA	Pct	Reb	Asst	PF	Stl	Blk	Pts	Avg
Drew	67	2075	500	1096	.456	454	577	.787	383	79	264	98	15	1454	21.7
Johnson	75	2693	573	1136	.504	279	356	.784	179	407	188	126	11	1431	19.1
Roundfield	63	2128	426	808	.527	256	355	.721	634	161	258	76	119	1108	17.6
D. Collins	47	1184	230	530	.434	137	162	.846	187	115	166	69	11	597	12.7
Matthews	34	1105	161	330	.488	103	123	.837	72	212	122	61	7	425	12.5
Hawes	74	2309	333	637	.523	222	278	.799	561	198	289	73	32	889	12.0
Criss	66	1708	220	485	.454	185	214	.864	100	283	87	61	3	626	9.5
McMillen	79	1564	253	519	.487	80	108	.741	295	72	165	23	25	587	7.4
Rollins	40	1044	116	210	.552	46	57	.807	286	35	151	29	117	278	7.0
Pellom	77	1472	186	380	.489	81	116	.698	356	48	228	50	92	453	5.9
Hill	24	624	39	116	.336	42	50	.840	51	118	60	26	3	120	5.0
Shelton	55	586	100	219	.457	35	58	.603	138	27	128	18	5	235	4.3
McElroy	54	680	78	202	.386	48	59	.814	48	84	62	20	9	205	3.8
Burleson	31	363	41	99	.414	20	41	.488	94	12	73	8	19	102	3.3
A. Collins	29	395	35	99	.354	24	36	.667	41	25	35	11	1	94	3.2

3-pt. field goals: Atlanta 10-82 (.122) - Drew 0-7 (.000), Johnson 6-20 (.300), Roundfield 0-1 (.000), Matthews 0-6 (.000), Hawes 1-4 (.250), Criss 1-21 (.048), McMillen 1-6 (.167), Rollins 0-1 (.000), Pellom 0-1 (.000), Shelton 0-1 (.000), McElroy 1-8 (.125), A. Collins 0-2 (.000), D. Collins 0-3 (.000), Hill 0-1 (.000), Opponents 32-152 (.211).

RESULTS

Date	Opponent	W/L	Atl.	Opp.	Record
10/11	CHICAGO	W	101	93	1-0
10/14	BOSTON	W	122	116	2-0
10/17	NEW YORK	W	113	101	3-0
10/18	(#) at Detroit	W	125	123	4-0
10/21	INDIANA	L	116	121	4-1
10/24	at Indiana	L	97	104	4-2
10/25	PHILADELPHIA	L	100	113	4-3
10/28	KANSAS CITY	W	119	109	5-3
10/30	(#) at New York	L	115	116	5-4
10/31	at Philadelphia	L	96	107	5-5
11/1	MILWAUKEE	L	93	97	5-6
11/4	at Washington	L	98	122	5-7
11/5	at Boston	L	87	104	5-8
11/7	at Chicago	L	100	103	5-9
11/8	at New Jersey	L	111	115	5-10
11/11	LOS ANGELES	L	97	126	5-11
11/13	at Cleveland	L	111	114	5-12
11/15	WASHINGTON	L	88	100	5-13
11/18	SAN ANTONIO	W	97	93	6-13
11/22	UTAH	W	99	93	7-13
11/25	PORTLAND	W	112	108	8-13
11/26	at Indiana	L	89	110	8-14
11/28	(#) at Milwaukee	L	108	113	8-15
11/29	DETROIT	L	95	98	8-16
12/2	(#) PHILADELPHIA	W	112	108	9-16
12/3	at Boston	L	101	106	9-17
12/5	at Philadelphia	L	100	104	9-18
12/6	DALLAS	W	110	104	10-18
12/9	SAN DIEGO	W	114	87	11-18
12/10	at Detroit	W	100	92	12-18
12/13	MILWAUKEE	W	122	119	13-18
12/16	NEW JERSEY	W	131	114	14-18
12/18	at Utah	W	109	97	15-18
12/19	at Seattle	L	92	95	15-19
12/20	(#) at Portland	L	119	122	15-20
12/23	WASHINGTON	W	100	83	16-20
12/26	at New Jersey	W	108	95	17-20
12/27	BOSTON	L	107	112	17-21
12/30	DENVER	W	96	89	18-21
1/2	INDIANA	L	106	109	18-22
1/3	at New York	L	95	131	18-23

(#, overtime; #2, double OT; #3, three OT; #4, four OT)

Date	Opponent	W/L	Atl.	Opp.	Record
1/6	PHOENIX	L	106	113	18-24
1/8	at Milwaukee	L	95	98	18-25
1/9	(#) CLEVELAND	L	107	108	18-26
1/13	at Denver	L	132	135	18-27
1/14	at San Diego	L	85	106	18-28
1/16	at Golden State	W	111	110	19-28
1/18	at Phoenix	L	86	120	19-29
1/21	at Los Angeles	L	106	116	19-30
1/23	CLEVELAND	L	98	106	19-31
1/24	CHICAGO	L	102	104	19-32
1/27	WASHINGTON	L	104	105	19-33
1/29	NEW YORK	L	111	114	19-34
	ALL-STAR BREAK				
2/3	PHILADELPHIA	L	93	97	19-35
2/6	at Dallas	W	100	98	20-35
2/7	at Houston	L	81	87	20-36
2/10	GOLDEN STATE	W	110	100	21-36
2/12	at San Antonio	L	109	110	21-37
2/13	at Kansas City	L	106	118	21-38
2/15	at Philadelphia	L	98	116	21-39
2/18	at Indiana	W	99	96	22-39
2/21	at Cleveland	W	118	105	23-39
2/22	at Chicago	W	121	116	24-39
2/24	(#) NEW YORK	L	117	120	24-40
2/27	BOSTON	L	102	130	24-41
3/1	SEATTLE	W	108	102	25-41
3/3	at New York	W	100	93	26-41
3/5	at Milwaukee	L	91	107	26-42
3/6	NEW JERSEY	W	109	106	27-42
3/7	HOUSTON	W	114	108	28-42
3/10	CHICAGO	L	116	118	28-43
3/11	at Detroit	L	97	100	28-44
3/13	DENVER	W	119	117	29-44
3/14	CLEVELAND	L	110	112	29-45
3/17	at Cleveland	L	107	122	29-46
3/18	at Boston	W	108	97	30-46
3/20	at New Jersey	L	96	108	30-47
3/22	at Washington	L	101	121	30-48
3/24	DETROIT	W	96	91	31-48
3/26	INDIANA	L	107	115	31-49
3/27	at Chicago	L	83	108	31-50
3/29	(#) MILWAUKEE	L	128	132	31-51

ATLANTA

Most points: 132 at Denver (1/13)
Least points: 81 at Houston (2/7)

OPPONENT

Most points: 135 (Denver, 1/13)
Least points: 83 (Washington, 12/23)

YEARLY RESULTS: 1981 - 82

42-40 OVERALL (24-17 at home, 18-23 on the road)



SEASON STATS

	G	Min	FGM	FGA	Pct	FTM	FTA	Pct	Reb	Asst	PF	Stl	Blk	Pts	Avg
Roundfield	61	2217	424	910	.466	285	375	.760	721	162	210	64	93	1134	18.6
Drew	70	2040	465	957	.486	364	491	.741	375	96	250	64	3	1298	18.5
Johnson	68	2314	455	1011	.450	294	385	.764	191	358	188	102	16	1211	17.8
Sparrow	82	2610	366	730	.501	124	148	.838	224	424	240	87	13	857	10.5
McMillen	73	1792	291	572	.509	140	170	.824	336	129	202	25	24	723	9.9
Hawes	49	1317	178	370	.481	96	126	.762	320	142	156	36	34	456	9.3
Criss	27	552	84	210	.400	65	73	.890	38	75	40	23	2	235	8.7
Glenn	49	833	158	291	.543	59	67	.881	61	87	80	26	3	376	7.7
Macklin	79	1516	210	484	.434	134	173	.775	263	47	225	40	20	554	7.0
Matthews	47	837	131	298	.440	60	79	.759	58	139	129	53	2	324	6.9
McElroy	20	349	52	125	.416	29	36	.806	17	39	44	8	3	134	6.7
Rollins	79	2018	202	346	.584	79	129	.612	611	59	285	35	224	483	6.1
Williams	23	189	42	110	.382	22	26	.846	12	19	18	6	0	110	4.8
Wood	19	238	36	105	.343	20	28	.714	44	11	34	9	1	92	4.8
Pellom	69	1037	114	251	.454	61	79	.772	229	28	164	29	47	289	4.2
Shelton	4	21	2	6	.333	1	2	.500	3	0	3	1	0	5	1.3

3-pt. field goals: Atlanta 28-128 (.219) - Roundfield 1-5 (.200), Drew 4-12 (.333), Johnson 7-30 (.233), Williams 4-20 (.200), Sparrow 1-15 (.067), McMillen 1-3 (.333), Hawes 4-10 (.400), Criss 2-8 (.250), Glenn 1-2 (.500), Macklin 0-3 (.000), Matthews 2-8 (.250), McElroy 1-5 (.200), Wood 0-6 (.000), Pellom 0-1 (.000), Opponents 46-186 (.247).

RESULTS

(#, overtime; #2, double OT; #3, three OT; #4, four OT)

Date	Opponent	W/L	Atl.	Opp.	Record
10/31	PHILADELPHIA	L	106	108	0-1
11/3	at Chicago	L	96	104	0-2
11/4	at New Jersey	W	95	86	1-2
11/6	at Philadelphia	W	106	99	2-2
11/10	MILWAUKEE	W	94	83	3-2
11/12	WASHINGTON	L	87	95	3-3
11/14	DETROIT	L	104	117	3-4
11/18	PHOENIX	W	102	97	4-4
11/19	at New York	W	89	84	5-4
11/21	INDIANA	W	107	100	6-4
11/24	(#) CLEVELAND	W	94	92	7-4
11/27	(#) at Detroit	W	114	112	8-4
11/28	BOSTON	L	90	98	8-5
12/1	PHILADELPHIA	L	98	107	8-6
12/4	at Milwaukee	L	80	97	8-7
12/5	SEATTLE	L	85	92	8-8
12/8	NEW JERSEY	L	88	98	8-9
12/9	(#) at Cleveland	L	108	112	8-10
12/11	(1) at Boston	L	86	94	8-11
12/12	BOSTON	W	108	97	9-11
12/15	NEW YORK	W	111	98	10-11
12/17	at Denver	L	103	138	10-12
12/19	at Golden State	L	109	126	10-13
12/20	at Los Angeles	L	94	112	10-14
12/22	at Indiana	L	88	92	10-15
12/26	at San Antonio	W	105	97	11-15
12/29	at Houston	W	102	93	12-15
12/30	SAN DIEGO	L	91	94	12-16
1/2	NEW JERSEY	W	97	95	13-16
1/5	CLEVELAND	W	113	103	14-16
1/8	at Milwaukee	W	90	88	15-16
1/9	NEW YORK	W	102	89	16-16
1/13	at Boston	L	95	116	16-17
1/15	at Philadelphia	W	96	90	17-17
1/17	at Washington	L	78	96	17-18
1/19	PORTLAND	W	112	101	18-18
1/21	at New York	L	101	104	18-19
1/22	SAN ANTONIO	L	107	115	18-20
1/23	at Cleveland	W	109	99	19-20
1/26	DALLAS	L	88	90	19-21
1/27	at Detroit	L	107	108	19-22

YEARLY RESULTS: 1982 - 83

43-39 OVERALL (26-15 at home, 17-24 on the road)



SEASON STATS

	G	Min	FGM	FGA	Pct	FTM	FTA	Pct	Reb	Asst	PF	Stl	Blk	Pts	Avg
Roundfield	77	2811	561	1193	.470	337	450	.749	880	225	239	60	115	1464	19.0
Wilkins	82	2697	601	1220	.493	230	337	.682	478	129	210	84	63	1434	17.5
E. Johnson	61	1813	389	858	.453	186	237	.785	124	318	138	61	6	978	16.0
Davis	53	1465	258	567	.455	164	206	.796	128	315	100	43	7	685	12.9
Sparrow	49	1548	264	512	.516	84	113	.743	141	238	162	70	1	615	12.6
McMillen	61	1364	198	424	.467	108	133	.812	217	76	143	17	24	504	8.3
Rollins	80	2472	261	512	.510	98	135	.726	743	75	294	49	343	620	7.8
Glenn	73	1124	230	444	.518	74	89	.831	90	125	132	30	9	534	7.3
Matthews	64	1187	171	424	.403	86	112	.768	91	249	129	60	8	442	6.9
Macklin	73	1171	170	360	.472	101	131	.771	190	71	189	41	10	441	6.0
Hawes	46	860	91	244	.373	46	62	.742	228	59	110	29	8	230	5.0
Brown	26	305	49	104	.471	25	40	.625	88	9	46	5	5	123	4.7
Smith	15	142	29	66	.439	13	14	.929	8	14	17	2	0	71	4.7
Edmonson	32	309	48	139	.345	16	27	.593	39	22	41	11	6	112	3.5
Pellom	2	9	2	6	.333	0	0	.000	0	1	0	0	0	4	2.0
G. Johnson	37	461	25	57	.439	14	19	.737	117	17	69	10	59	64	1.7
Hastings	10	42	5	16	.313	4	6	.667	10	2	3	1	1	14	1.4

3-pt. field goals: Atlanta 45-188 (.239) - Roundfield 5-27 (.185), Wilkins 2-11 (.182), E. Johnson 14-41 (.341), Davis 5-18 (.278), Sparrow 3-15 (.200), Smith 0-2 (.000), McMillen 0-1 (.000), Rollins 0-1 (.000), Glenn 0-1 (.000), Matthews 14-48 (.292), Macklin 0-4 (.000), Brown 0-1 (.000), Hawes 2-14 (.143), Edmonson 0-2 (.000), Hastings 0-2 (.000). Opponents 39-166 (.235).

RESULTS

Date	Opponent	W/L	Atl.	Opp.	Record
10/29	at Detroit	L	86	94	0-1
10/30	BOSTON	L	97	112	0-2
11/2	WASHINGTON	W	105	88	1-2
11/4	MILWAUKEE	L	100	104	1-3
11/6	DETROIT	W	95	93	2-3
11/9	at Denver	W	106	105	3-3
11/12	at Utah	W	106	98	4-3
11/13	at Golden State	L	101	114	4-4
11/16	at Portland	L	87	106	4-5
11/17	at Seattle	L	97	119	4-6
11/20	at Phoenix	L	80	91	4-7
11/23	CHICAGO	W	132	102	5-7
11/27	INDIANA	W	117	98	6-7
11/30	PHILADELPHIA	W	111	97	7-7
12/1	at Boston	L	97	122	7-8
12/3	NEW JERSEY	L	99	107	7-9
12/4	at New York	W	80	79	8-9
12/7	at Cleveland	W	102	90	9-9
12/8	at Philadelphia	L	85	132	9-10
12/10	MILWAUKEE	L	83	104	9-11
12/11	at Chicago	W	117	107	10-11
12/15	at Indiana	W	107	101	11-11
12/16	CLEVELAND	W	106	97	12-11
12/18	(#) BOSTON	L	103	107	12-12
12/21	(#2) at Chicago	L	116	124	12-13
12/23	at Milwaukee	L	90	101	12-14
12/25	at Washington	W	97	91	13-14
12/28	SAN DIEGO	W	123	113	14-14
12/29	at New Jersey	L	99	104	14-15
1/2	KANSAS CITY	L	104	108	14-16
1/4	SAN ANTONIO	L	95	104	14-17
1/6	at New York	W	99	89	15-17
1/7	DALLAS	W	110	102	16-17
1/8	CHICAGO	W	109	89	17-17
1/11	PHILADELPHIA	L	99	109	17-18
1/14	NEW YORK	W	88	80	18-18
1/15	LOS ANGELES	L	101	120	18-19
1/17	at New Jersey	W	102	96	19-19
1/19	SEATTLE	W	116	111	20-19
1/22	at Detroit	L	109	111	20-20
1/24	DETROIT	L	108	112	20-21

(#, overtime; #2, double OT; #3, three OT; #4, four OT)

Date	Opponent	W/L	Atl.	Opp.	Record
1/25	PHOENIX	W	96	94	21-21
1/27	at San Diego	L	100	110	21-22
1/28	at Los Angeles	L	85	109	21-23
2/1	CLEVELAND	W	93	84	22-23
2/3	DENVER	L	112	126	22-24
2/4	at Cleveland	W	92	81	23-24
2/6	at Boston	W	116	111	24-24
2/8	NEW JERSEY	L	109	115	24-25
2/9	at Philadelphia	L	93	106	24-26
2/15	ALL-STAR BREAK				
2/15	at Houston	W	101	91	25-26
2/19	at Dallas	L	100	122	25-27
2/20	at San Antonio	L	100	103	25-28
2/22	GOLDEN STATE	L	97	109	25-29
2/24	DETROIT	W	116	107	26-29
2/26	NEW JERSEY	W	95	88	27-29
2/27	at Indiana	W	125	107	28-29
3/1	INDIANA	W	109	106	29-29
3/3	WASHINGTON	W	91	89	30-29
3/4	HOUSTON	W	115	87	31-29
3/6	at Washington	L	91	102	31-30
3/8	PORTLAND	W	110	93	32-30
3/9	at Milwaukee	L	100	109	32-31
3/12	at Detroit	W	120	119	33-31
3/15	at New York	L	97	119	33-32
3/16	(#) WASHINGTON	W	94	81	34-32
3/18	at Cleveland	W	97	73	35-32
3/19	UTAH	W	99	94	36-32
3/22	at Indiana	W	111	102	37-32
3/23	at Boston	L	102	114	37-33
3/25	NEW YORK	L	87	104	37-34
3/26	at New Jersey	L	81	102	37-35
3/29	CLEVELAND	W	95	82	38-35
3/30	at Philadelphia	L	113	120	38-36
4/1	at Chicago	W	108	107	39-36
4/2	INDIANA	W	109	99	40-36
4/5	BOSTON	L	95	117	40-37
4/8	CHICAGO	W	138	101	41-37
4/9	at Washington	L	78	100	41-38
4/12	PHILADELPHIA	W	102	97	42-38
4/13	at Kansas City	L	103	114	42-39
4/16	MILWAUKEE	W	96	79	43-39

ATLANTA
Most points: 132 vs. Chicago (11/23)
Least points: 78 at Washington (4/9)

OPPONENT
Most points: 132 (Philadelphia, 12/8)
Least points: 73 (Cleveland, 3/18)

YEARLY RESULTS: 1983 - 84

40-42 OVERALL (31-10 at home, 9-32 on the road)



SEASON STATS

	G	Min	FGM	FGA	Pct	FTM	FTA	Pct	Reb	Asst	PF	Stl	Blk	Pts	Avg
Wilkins	81	2961	684	1429	.479	382	496	.770	582	126	197	117	87	1750	21.6
Roundfield	73	2610	503	1038	.485	374	486	.770	721	184	221	61	74	1380	18.9
Johnson	67	1893	353	798	.442	164	213	.770	146	374	155	58	7	886	13.2
Davis	75	2079	354	800	.443	217	256	.848	139	326	146	62	6	925	12.3
Rivers	81	1938	250	541	.462	255	325	.785	220	314	286	127	30	757	9.3
Rollins	77	2351	274	529	.518	118	190	.621	593	62	297	35	277	666	8.6
Glenn	81	1503	312	554	.563	56	70	.800	104	171	146	46	5	681	8.4
Matthews	6	96	16	30	.533	18	22	.818	4	21	13	5	1	50	8.3
Williams	13	258	34	114	.298	36	46	.783	50	16	33	14	1	105	8.1
Wittman	78	1071	160	318	.503	28	46	.609	71	71	82	17	0	350	4.5
Hastings	68	1135	111	237	.468	82	104	.788	270	46	220	40	36	305	4.5
Brown	68	785	94	201	.468	48	65	.738	181	29	161	18	23	236	3.5
Hill	15	181	14	46	.304	17	21	.810	10	35	30	7	0	45	3.0
Pinone	7	65	7	13	.538	6	10	.600	10	3	11	2	1	20	2.9
Criss	9	108	9	22	.409	5	5	1.000	11	21	4	3	0	23	2.6
Paultz	40	486	36	88	.409	17	33	.515	113	18	57	8	7	89	2.2
Landesberger	35	335	17	51	.373	15	26	.577	119	10	32	6	3	53	1.5

3-pt. field goals: Atlanta 23-106 (.217) - Wilkins 0-11 (.000), Roundfield 0-11 (.000), Johnson 16-43 (.372), Davis 0-8 (.000), Rivers 2-12 (.167), Glenn 1-2 (.500), Matthews 0-1 (.000), Williams 1-9 (.111), Wittman 2-5 (.400), Hastings 1-4 (.250). Opponents 39-185 (.211).

RESULTS

Date	Opponent	W/L	Atl.	Opp.	Record
10/28	at New Jersey	L	108	126	0-1
10/29	DETROIT	W	117	115	1-1
11/1	WASHINGTON	W	95	92	2-1
11/4	CHICAGO	W	103	90	3-1
11/6	at Milwaukee	L	84	97	3-2
11/8	at Golden State	L	90	97	3-3
11/11	at Seattle	L	93	104	3-4
11/13	at Portland	L	105	135	3-5
11/15	SAN DIEGO	W	107	102	4-5
11/17	PHILADELPHIA	W	99	94	5-5
11/19	SEATTLE	W	104	92	6-5
11/22	INDIANA	W	104	93	7-5
11/25	at Boston	L	102	109	7-6
11/26	HOUSTON	W	115	109	8-6
11/29	DENVER	L	96	105	8-7
11/30	at Philadelphia	L	110	122	8-8
12/2	at Detroit	L	92	128	8-9
12/3	CLEVELAND	W	102	91	9-9
12/6	PHOENIX	W	95	88	10-9
12/7	at Cleveland	L	92	106	10-10
12/9	at Indiana	L	104	110	10-11
12/10	BOSTON	L	87	104	10-12
12/13	at Washington	W	94	89	11-12
12/14	WASHINGTON	L	96	99	11-13
12/17	SAN ANTONIO	W	113	108	12-13
12/20	NEW JERSEY	W	98	87	13-13
12/21	at Boston	L	96	107	13-14
12/23	(#) NEW YORK	W	114	113	14-14
12/27	DALLAS	W	112	109	15-14
12/29	at Cleveland	L	77	88	15-15
12/30	CLEVELAND	W	109	98	16-15
1/2	at Indiana	L	86	96	16-16
1/4	NEW JERSEY	L	88	91	16-17
1/6	MILWAUKEE	W	91	87	17-17
1/7	at New Jersey	L	104	108	17-18
1/10	GOLDEN STATE	W	103	101	18-18
1/12	at Washington	W	106	91	19-18
1/13	INDIANA	W	117	108	20-18
1/17	UTAH	W	112	106	21

YEARLY RESULTS: 1984 - 85

34-48 OVERALL (19-22 at home, 15-26 on the road)



SEASON STATS

	G	Min	FGM	FGA	Pct	FTM	FTA	Pct	Reb	Asst	PF	Stl	Blk	Pts	Avg
Wilkins	81	3023	853	1891	.451	486	603	.806	557	200	170	135	54	2217	27.4
Johnson	73	2367	453	946	.479	265	332	.798	192	566	184	43	7	1193	16.3
Rivers	69	2126	334	701	.476	291	378	.770	214	410	250	163	53	974	14.1
Williams	34	867	167	380	.439	79	123	.642	168	94	83	28	8	417	12.3
Wittman	41	1168	187	352	.531	30	41	.732	73	125	58	28	7	406	9.9
Levingston	74	2017	291	552	.527	145	222	.653	566	104	231	70	69	727	9.8
Willis	82	1785	322	690	.467	119	181	.657	522	36	226	31	49	765	9.3
Glenn	60	1126	228	388	.588	62	76	.816	81	122	74	27	0	518	8.6
Carr	62	1195	198	375	.528	101	128	.789	232	80	219	29	78	499	8.0
Rollins	70	1750	186	339	.549	67	93	.720	442	52	213	35	167	439	6.3
Criss	4	115	7	17	.412	4	6	.667	14	22	5	3	0	18	4.5
Russell	21	377	34	63	.540	14	17	.824	40	66	37	17	4	83	4.0
Hastings	64	825	89	188	.473	63	81	.778	159	46	135	24	23	241	3.8
Eaves	3	37	3	6	.500	5	6	.833	0	4	6	0	0	11	3.7
Brown	69	814	78	192	.406	39	68	.574	223	25	117	19	22	195	2.8
Granger	9	92	6	17	.353	4	8	.500	6	12	13	2	0	16	1.8
Lowe	15	159	8	20	.400	8	8	1.000	15	42	23	11	0	24	1.6
Rautins	4	12	0	2	.000	0	0	.000	2	3	3	0	0	0	0.0

3-pt. field goals: Atlanta 73-235 (.311) - Wilkins 25-81 (.309), Johnson 22-72 (.306), Rivers 15-36 (.417), Williams 4-15 (.267), Wittman 2-7 (.286), Levingston 0-2 (.000), Willis 2-9 (.222), Glenn 0-2 (.000), Carr 2-6 (.333), Criss 0-2 (.000), Russell 1-1 (1.000), Granger 0-1 (.000), Lowe 0-1 (.000). Opponents 46-212 (.217).

RESULTS

#, overtime; #2, double OT; #3, three OT; #4, four OT					(1) at New Orleans, LA						
Date	Opponent	W/L	Atl.	Opp.	Record	Date	Opponent	W/L	Atl.	Opp.	Record
10/26	at New Jersey	W	119	104	1-0	1/22	(1) DETROIT	L	113	130	17-25
10/27	PHILADELPHIA	L	108	111	1-1	1/23	PHOENIX	W	101	100	18-25
10/30	at Washington	L	104	119	1-2	1/26	at Chicago	L	104	117	18-26
11/1	DETROIT	L	114	118	1-3	1/29	(1) INDIANA	W	115	106	19-26
11/3	WASHINGTON	W	127	107	2-3	2/1	CLEVELAND	W	126	108	20-26
11/7	at Milwaukee	L	99	103	2-4	2/2	(#) at Detroit	L	102	110	20-27
11/8	(#) at Dallas	L	105	112	2-5	2/4	at Philadelphia	L	92	106	20-28
11/10	at Phoenix	W	114	107	3-5	2/5	(1) DALLAS	L	103	112	20-29
11/13	MILWAUKEE	L	99	110	3-6	2/7	(#) at Milwaukee	W	94	91	21-29
11/15	CLEVELAND	L	99	102	3-7	ALL-STAR BREAK					
11/17	INDIANA	W	118	108	4-7	2/12	at Denver	L	107	131	21-30
11/21	(1) UTAH	W	122	90	5-7	2/13	at Utah	W	94	88	22-30
11/24	NEW JERSEY	W	101	99	6-7	2/15	at LA Lakers	L	111	120	22-31
11/25	at Cleveland	L	111	118	6-8	2/17	at LA Clippers	W	91	90	23-31
11/27	at New York	L	96	97	6-9	2/19	GOLDEN STATE	W	107	104	24-31
11/28	(1) MILWAUKEE	W	95	83	7-9	2/22	NEW YORK	L	105	113	24-32
11/30	HOUSTON	L	102	116	7-10	2/26	DENVER	L	94	106	24-33
12/4	at San Antonio	L	106	114	7-11	2/27	at New Jersey	L	91	114	24-34
12/5	at Kansas City	L	100	121	7-12	3/1	at Boston	W	114	105	25-34
12/7	LA CLIPPERS	W	101	89	8-12	3/2	SAN ANTONIO	L	92	105	25-35
12/9	at Boston	L	127	128	8-13	3/5	(1) PORTLAND	L	91	100	25-36
12/10	at Indiana	W	104	98	9-13	3/6	at Philadelphia	L	86	96	25-37
12/12	(1) CLEVELAND	W	116	99	10-13	3/9	DETROIT	L	113	115	25-38
12/13	at Houston	L	93	96	10-14	3/11	MILWAUKEE	L	115	121	25-39
12/15	BOSTON	L	94	101	10-15	3/12	(1) BOSTON	L	115	126	25-40
12/18	LA LAKERS	L	116	117	10-16	3/14	at Golden State	W	120	112	26-40
12/20	(#2) CHICAGO (NO)	L	129	132	10-17	3/16	at Seattle	L	99	122	26-41
12/22	WASHINGTON	W	119	101	11-17	3/17	at Portland	L	101	114	26-42
12/25	at Cleveland	L	106	109	11-18	3/19	(1) WASHINGTON	W	103	97	27-42
12/26	(1) NEW YORK	W	117	105	12-18	3/22	KANSAS CITY	L	102	121	27-43
12/28	at Washington	L	111	125	12-19	3/23	(#) at Cleveland	W	91	86	28-43
12/29	at Chicago	W	104	101	13-19	3/26	(1)# NEW JERSEY	L	108	109	28-44
1/2	CHICAGO	W	121	107	14-19	3/27	at Indiana	W	125	99	29-44
1/4	at Detroit	L	111	134	14-20	3/30	at Milwaukee	L	95	106	29-45
1/5	NEW JERSEY	W	124	114	15-20	4/1	at Detroit	W	114	100	30-45
1/11	at New Jersey	L	103	122	15-21	4/2	PHILADELPHIA	L	91	102	30-46
1/12	BOSTON	L	111	119	15-22	4/4	at New York	W	100	79	31-46
1/15	at Indiana	W	120	113	16-22	4/6	CHICAGO	L	114	117	31-47
1/16	at Philadelphia	L	99	122	16-23	4/9	at Washington	L	110	130	31-48
1/18	SEATTLE	W	104	90	17-23	4/10	NEW YORK	W	98	94	32-48
1/19	at New York	L	86	88	17-24	4/12	at Chicago	W	119	108	33-48
						4/13	INDIANA	W	122	117	34-48

ATLANTA
Most points: 129 vs. Chicago (12/20)
Least points: 86 (two times)

OPPONENT
Most points: 134 (Detroit, 1/4)
Least points: 79 (New York, 4/4)

YEARLY RESULTS: 1985 - 86

50-32 OVERALL (34-7 at home, 16-25 on the road)



SEASON STATS

	G	Min	FGM	FGA	Pct	FTM	FTA	Pct	Reb	Asst	PF	Stl	Blk	Pts	Avg
Wilkins	78	3049	888	1897	.468	577	705	.818	618	206	170	138	49	2366	30.3
Wittman	81	2760	467	881	.530	104	135	.770	170	306	118	81	14	1043	12.9
Willis	82	2300	419	811	.517	172	263	.654	704	45	294	66	44	1010	12.3
Rivers	53	1571	220	464	.474	172	283	.608	162	443	185	120	13	612	11.5
Johnson	39	862	155	328	.473	79	110	.718	75	219	72	10	1	394	10.1
Levingston	81	1945	294	551	.534	164	242	.678	534	72	260	76	39	752	9.3
Williams	19	367	57	143	.399	41	48	.854	45	67	48	28	1	159	8.4
Koncak	82	1695	263	519	.507	156	257	.607	467	55	296	37	69	682	8.3
Webb	79	1229	199	412	.483	216	275	.785	123	337	164	82	5	616	7.8
Carr	17	258	49	93	.527	18	27	.667	52	14	51	7	15	116	6.8
Rollins	74	1781	173	347	.499	69	90	.767	458	41	239	38	167	415	5.6
Davis	27	402	46	107	.430	51	59	.864	19	112	32	13	0	144	5.3
Battle	64	639	101	222	.455	75	103	.728	62	74	80	23	3	277	4.3
Charles	36	273	49	88	.557	24	36	.667	39	8	37	2	6	122	3.4
Hastings	62	650	65	159	.409	60	70	.857	124	26	118	14	8	193	3.1
Toney	3	24	2	7	.286	1	1	1.000	2	0	6	1	0	5	1.7

3-pt. field goals: Atlanta 33-166 (.199) - Wilkins 13-70 (.186), Wittman 5-16 (.313), Willis 0-6 (.000), Rivers 0-16 (.000), Johnson 5-20 (.250), Levingston 0-1 (.000), Williams 4-11 (.264), Koncak 0-1 (.000), Webb 2-11 (.182), Davis 1-2 (.500), Rollins 0-1 (.000), Battle 0-7 (.000), Hastings 3-4 (.750). Opponents 87-283 (.307).

RESULTS

#, overtime; #2, double OT; #3, three OT; #4, four OT					(1) at Hartford, CT						
Date	Opponent	W/L	Atl.	Opp.	Record	Date	Opponent	W/L	Atl.	Opp.	Record
10/25	WASHINGTON	L	91	100	0-1	1/25	at Washington	L	103	111	24-18
10/26	at Milwaukee	L	91	117	0-2	1/28	INDIANA	W	123	92	25-18
10/29	NEW YORK	W	102	87	1-2	1/29	at Detroit	L	94	107	25-19
						1/31	DETROIT	W	116	103	26-19
11/1	at Boston	L	105	109	1-3	2/1	at New Jersey	L	100	108	26-20
11/2	(#) PHILADELPHIA	W	114	113	2-3	2/4	at Cleveland	W	105	104	27-20
11/5	at Denver	L	113	128	2-4	2/6	at Indiana	W	100	85	28-20
11/6	at Phoenix	W	114	106	3-4	ALL-STAR BREAK					
11/8	at Golden State	L	119	130	3-5	2/11	at Houston	L	100	113	28-21
11/9	at LA Clippers	W	97	94	4-5	2/13	at Sacramento	W	123	114	29-21
11/13	PHOENIX	W	108	101	5-5	2/14	at LA Lakers	L	117	141	29-22
11/15	DETROIT	W	122	118	6-5	2/16	at Portland	W	110	101	30-22
11/16	at New York	L	96	103	6-6	2/17	at Seattle	L	87	100	30-23
11/20	CHICAGO	W	116	101	7-6	2/19	(#) at Utah	L	105	109	30-24
11/23	UTAH	L	106	116	7-7	2/21	INDIANA	W	106	98	31-24
11/24	at Cleveland	L	90	98	7-8	2/22	NEW JERSEY	W	112	83	32-24
11/26	NEW YORK	W	104	94	8-8	2/24	LA LAKERS	W	102	93	33-24
11/27	at Milwaukee	L	96	114	8-9	2/26	CLEVELAND	W	102	93	34-24
11/29	at New Jersey	L	97	107	8-10	2/28	at Detroit	L	103	115	34-25
11/30	BOSTON	L	97	102	8-11	3/1	SAN ANTONIO	W	116	108	35-25
12/4	PORTLAND	W	109	98	9-11	3/4	PHILADELPHIA	W	128	121	36-25
12/6	MILWAUKEE	W	94	93	10-11	3/5	(#) at Philadelphia	W	122	114	37-25
12/10	(1)										

YEARLY RESULTS: 1986 - 87

57-25 OVERALL (35-6 at home, 22-19 on the road)



SEASON STATS

	G	Min	FGM	FGA	Pct	FTM	FTA	Pct	Reb	Asst	PF	Stl	Blk	Pts	Avg
Wilkins	79	2969	828	1787	.463	607	742	.818	494	261	149	117	51	2294	29.0
Willis	81	2626	538	1003	.536	227	320	.709	849	62	313	65	61	1304	16.1
Rivers	82	2590	342	758	.451	365	441	.828	299	823	287	171	30	1053	12.8
Wittman	71	2049	398	792	.503	100	127	.787	124	211	107	39	16	900	12.7
McGee	76	1420	311	677	.459	80	137	.584	159	149	156	61	2	788	10.4
Levingston	82	1848	251	496	.506	155	212	.731	533	40	261	48	68	657	8.0
Webb	33	532	71	162	.438	80	105	.762	60	167	65	34	2	223	6.8
Battle	64	804	144	315	.457	93	126	.738	60	124	76	29	5	381	6.0
Koncak	82	1684	169	352	.480	125	191	.654	493	31	262	52	76	463	5.6
Rollins	75	1764	171	313	.546	63	87	.724	488	22	240	43	140	405	5.4
Carr	65	695	134	265	.506	73	103	.709	156	34	146	14	48	342	5.3
Williams	33	481	53	146	.363	27	40	.675	40	139	53	17	5	138	4.2
Hastings	40	256	23	68	.338	23	29	.793	70	13	35	10	7	71	1.8
Henderson	6	10	2	5	.400	1	1	1.000	3	0	1	0	0	5	0.8
Wilson	2	2	0	2	.000	0	0	.000	0	1	1	0	0	0	0.0

3-pt. field goals: Atlanta 135-425 (.318) - Wilkins 31-106 (.292), Willis 1-4 (.250), Rivers 4-21 (.190), Wittman 4-12 (.333), McGee 86-229 (.376), Levingston 0-3 (.000), Webb 1-6 (.167), Battle 0-10 (.000), Koncak 0-1 (.000), Carr 1-3 (.333), Williams 5-18 (.278), Hastings 2-12 (.167). Opponents 128-426 (.300).

RESULTS

Date	Opponent	W/L	Atl.	Opp.	Record
11/1	NEW JERSEY	W	131	111	1-0
11/2	at Philadelphia	W	122	113	2-0
11/4	MILWAUKEE	W	107	98	3-0
11/7	PHOENIX	W	106	86	4-0
11/8	WASHINGTON	W	110	91	5-0
11/11	at Chicago	L	110	112	5-1
11/14	at Detroit	W	105	100	6-1
11/15	at New Jersey	W	109	90	7-1
11/19	at Boston	L	107	111	7-2
11/20	CLEVELAND	W	108	89	8-2
11/22	BOSTON	W	97	96	9-2
11/25	at LA Lakers	W	113	107	10-2
11/26	at Phoenix	L	106	120	10-3
11/28	at Utah	W	97	88	11-3
11/30	at Sacramento	W	113	109	12-3
12/2	DENVER	W	116	100	13-3
12/4	at Houston	W	109	93	14-3
12/5	at Indiana	L	113	119	14-4
12/9	at Cleveland	W	122	96	15-4
12/10	CHICAGO	W	123	95	16-4
12/12	SACRAMENTO	W	130	120	17-4
12/13	at New York	W	122	110	18-4
12/16	DETROIT	L	100	111	18-5
12/18	at Milwaukee	L	95	104	18-6
12/20	SAN ANTONIO	W	111	96	19-6
12/27	GOLDEN STATE	W	119	108	20-6
12/29	at Cleveland	L	106	107	20-7
1/2	at Washington	W	118	101	21-7
1/3	NEW YORK	W	114	92	22-7
1/6	at New York	L	86	118	22-8
1/7	PHILADELPHIA	L	102	109	22-9
1/10	CLEVELAND	W	129	104	23-9
1/12	LA CLIPPERS	W	125	115	24-9
1/14	at Philadelphia	L	93	96	24-10
1/15	MILWAUKEE	W	130	91	25-10
1/18	at Milwaukee	L	91	100	25-11
1/19	at Detroit	L	98	108	25-12
1/21	LA LAKERS	L	109	112	25-13
1/23	at Boston	L	106	126	25-14
1/24	SEATTLE	W	97	87	26-14
1/27	INDIANA	W	114	98	27-14

(#, overtime; #2, double OT; #3, three OT; #4, four OT)

Date	Opponent	W/L	Atl.	Opp.	Record
1/29	at Cleveland	L	91	102	27-15
1/30	NEW YORK	W	106	98	28-15
2/1	HOUSTON	L	104	106	28-16
2/3	(#) BOSTON	W	126	123	29-16
ALL-STAR BREAK					
2/10	at Seattle	W	125	113	30-16
2/11	at LA Clippers	W	109	82	31-16
2/14	at Golden State	L	96	103	31-17
2/15	at Portland	L	93	98	31-18
2/17	DETROIT	W	107	103	32-18
2/20	INDIANA	L	105	107	32-19
2/21	at Detroit	W	97	102	32-20
2/23	PHILADELPHIA	W	112	103	33-20
2/24	at Chicago	L	103	113	33-21
2/27	BOSTON	W	115	105	34-21
2/28	PORTLAND	W	123	102	35-21
3/2	WASHINGTON	W	121	99	36-21
3/3	at Indiana	W	109	108	37-21
3/6	at New Jersey	W	111	83	38-21
3/7	UTAH	W	122	97	39-21
3/9	CHICAGO	W	108	103	40-21
3/10	(#) at San Antonio	W	113	106	41-21
3/13	at Dallas	W	113	105	42-21
3/15	at Denver	W	104	100	43-21
3/17	WASHINGTON	W	118	98	44-21
3/18	at Philadelphia	L	107	109	44-22
3/20	MILWAUKEE	W	114	97	45-22
3/21	at New York	W	97	85	46-22
3/24	at Washington	W	96	87	47-22
3/26	DALLAS	W	120	112	48-22
3/28	INDIANA	L	114	120	48-23
4/1	at Milwaukee	L	92	104	48-24
4/3	NEW YORK	W	126	89	49-24
4/4	CHICAGO	W	110	97	50-24
4/6	CLEVELAND	W	110	105	51-24
4/8	PHILADELPHIA	W	110	92	52-24
4/10	DETROIT	W	101	99	53-24
4/12	at New Jersey	W	115	88	54-24
4/13	at Indiana	W	102	101	55-24
4/15	NEW JERSEY	W	136	116	56-24
4/16	at Chicago	W	117	114	57-24
4/19	at Boston	L	107	118	57-25

ATLANTA
Most points: 136 vs. New Jersey (4/15)
Least points: 86 at New York (1/6)

OPPONENT
Most points: 126 (Boston, 1/23)
Least points: 82 (L.A. Clippers, 2/11)

YEARLY RESULTS: 1987 - 88

50-32 OVERALL (30-11 at home, 20-21 on the road)



SEASON STATS

	G	Min	FGM	FGA	Pct	FTM	FTA	Pct	Reb	Asst	PF	Stl	Blk	Pts	Avg
Wilkins	78	2948	909	1957	.464	541	655	.826	502	224	162	103	47	2397	30.7
Rivers	80	2502	403	890	.453	319	421	.758	366	747	272	140	41	1134	14.2
Willis	75	2091	356	687	.518	159	245	.649	547	28	240	68	41	871	11.6
Battle	67	1227	278	613	.454	141	188	.750	113	158	84	31	5	713	10.6
Wittman	82	2412	376	787	.478	71	89	.798	170	302	117	50	18	823	10.0
Levingston	82	2135	314	564	.557	190	246	.772	504	71	287	52	84	819	10.0
Carr	80	1483	281	517	.544	142	182	.780	289	103	272	38	83	705	8.8
Webb	82	1347	191	402	.475	107	131	.817	146	337	125	63	12	490	6.0
Koncak	49	1073	98	203	.483	83	136	.610	333	19	161	36	56	279	5.7
McGee	11	117	22	52	.423	2	6	.333	16	13	6	5	0	51	4.6
Rollins	76	1765	133	260	.512	70	80	.875	459	20	229	31	132	336	4.4
Wood	14	79	16	30	.533	7	8	.875	6	19	6	4	0	48	3.4
Whalley	5	24	4	9	.444	3	4	.750	4	2	3	2	0	11	2.2
Washburn	29	174	22	49	.449	13	23	.565	55	3	19	4	8	57	2.0
Hastings	55	403	40	82	.488	25	27	.926	97	16	67	8	10	110	2.0

3-pt. field goals: Atlanta 85-282 (.301) - Wilkins 38-129 (.295), Rivers 9-33 (.273), Willis 0-2 (.000), Battle 16-41 (.390), Levingston 1-2 (.500), Carr 1-4 (.250), Wood 9-19 (.474), Webb 1-19 (.053), Koncak 0-2 (.000), McGee 5-19 (.263), Hastings 5-12 (.417). Opponents 136-406 (.335).

RESULTS

Date	Opponent	W/L	Atl.	Opp.	Record
11/6	WASHINGTON	W	114	97	1-0
11/7	CLEVELAND	W	113	105	2-0
11/10	CHICAGO	L	95	105	2-1
11/11	at New York	W	94	93	3-1
11/14	PHILADELPHIA	W	104	83	4-1
11/15	at Milwaukee	L	103	112	4-2
11/18	GOLDEN STATE	W	95	92	5-2
11/20	at Chicago	L	92	94	5-3
11/21	HOUSTON	W	104	94	6-3
11/25	at Boston	L	102	117	6-4
11/27	at Indiana	L	86	88	6-5
11/28	SAN ANTONIO	W	124	100	7-5
12/1	BOSTON	W	120	106	8-5
12/3	at Washington	W	102	94	9-5
12/4	NEW JERSEY	W	139	102	10-5
12/8	at LA Clippers	W	90	79	11-5
12/9	at Phoenix	L	105	117	11-6
12/11	at Golden State	W	109	93	12-6
12/13	at Sacramento	W	106	100	13-6
12/15	INDIANA	W	93	91	14-6
12/18	at Milwaukee	W	94	87	15-6
12/19	(#) UTAH	W	130	124	16-6
12/22	at Houston	L	103	122	16-7
12/25	at Philadelphia	W	106	100	17-7
12/26	NEW YORK	W	125	98	18-7
12/29	at Chicago	W	108	98	19-7
12/30	at Cleveland	W	117	110	20-7
1/3	LA CLIPPERS	W	121	84	21-7
1/5	DETROIT	W	81	71	22-7
1/6	at Detroit	L	87	90	22-8
1/8	CLEVELAND	W	101	97	23-8
1/9	DENVER	W	113	105	24-8
1/13	at San Antonio	W	120	110	25-8
1/14	at Denver	L	112	115	25-9
1/16	at Dallas	W	101	98	26-9
1/18	at New York	L	102	110	26-10
1/19	CHICAGO	W	106	94	27-10
1/21	at Cleveland	W	101	93	28-10
1/22	at Boston	L	106	124	28-11
1/24	NEW JERSEY	W	118	111	29-11
1/26	BOSTON	L	97	102	29-12

(#, overtime; #2, double OT; #3, three OT; #4, four OT)

Date	Opponent	W/L	Atl.	Opp.	Record
1/29	at LA Lakers	L	107	117	29-13
1/30	at Utah	L	109	115	29-14
2/2	at Portland	L	118	121	29-15
2/4	at Seattle	W	119	109	30-15

YEARLY RESULTS: 1988 - 89

52-30 OVERALL (33-8 at home, 19-22 on the road)



SEASON STATS

	G	Min	FGM	FGA	Pct	FTM	FTA	Pct	Reb	Asst	PF	Stl	Blk	Pts	Avg
Wilkins	80	2997	814	1756	.464	442	524	.844	553	211	138	117	52	2099	26.2
Malone	81	2878	538	1096	.491	561	711	.789	956	112	154	79	100	1637	20.2
Theus	82	2517	497	1067	.466	285	335	.851	242	387	236	108	16	1296	15.8
Rivers	76	2462	371	816	.455	247	287	.861	286	525	263	181	40	1032	13.6
Battle	82	1672	287	628	.457	194	238	.815	140	197	125	42	9	779	9.5
Levingston	80	2184	300	568	.528	133	191	.696	498	75	270	97	70	734	9.2
Carr	78	1488	226	471	.480	130	152	.855	274	91	221	31	62	582	7.5
Koncak	74	1531	141	269	.524	63	114	.553	453	56	238	54	98	345	4.7
Webb	81	1219	133	290	.459	52	60	.867	123	284	104	70	6	319	3.9
Ferrell	41	231	35	83	.422	30	44	.682	41	10	33	7	6	100	2.4
Tolbert	50	341	40	94	.426	23	37	.622	88	16	55	13	13	103	2.1
Bradley	38	267	28	86	.326	8	16	.500	32	24	41	16	2	72	1.9
Mannion	5	18	2	6	.333	0	0	.000	2	2	2	2	0	4	0.8

3-pt. field goals: Atlanta 110-397 (.277) - Wilkins 29-105 (.276), Malone 0-12 (.000), Theus 17-58 (.293), Rivers 43-124 (.347), Battle 11-34 (.324), Levingston 1-5 (.200), Carr 0-1 (.000), Koncak 0-3 (.000), Webb 1-22 (.045), Bradley 8-31 (.258), Mannion 0-2 (.000). Opponents 147-511 (.288).

RESULTS

Date	Opponent	W/L	Atl.	Opp.	Record
11/4	at New Jersey	W	113	105	1-0
11/5	at Milwaukee	W	107	94	2-0
11/8	INDIANA	W	112	107	3-0
11/9	(#) at Detroit	L	95	101	3-1
11/11	at Philadelphia	L	105	107	3-2
11/12	CHARLOTTE	W	132	111	4-2
11/15	at Cleveland	W	97	95	5-2
11/18	(#) at Chicago	L	112	115	5-3
11/19	GOLDEN STATE	W	111	92	6-3
11/210	at Houston	L	113	117	6-4
11/23	at San Antonio	L	109	119	6-5
11/25	at Dallas	L	95	100	6-6
11/26	BOSTON	W	104	91	7-6
11/29	SAN ANTONIO	W	120	104	8-6
12/1	WASHINGTON	W	127	115	9-6
12/3	PORTLAND	W	115	97	10-6
12/6	SACRAMENTO	W	123	113	11-6
12/7	at Boston	W	106	103	12-6
12/9	DETROIT	L	82	92	12-7
12/10	DENVER	L	130	133	12-8
12/13	at Chicago	W	106	88	13-8
12/14	PHILADELPHIA	W	103	96	14-8
12/16	MILWAUKEE	W	115	112	15-8
12/17	at Cleveland	L	94	120	15-9
12/20	SEATTLE	W	121	118	16-9
12/23	INDIANA	W	131	114	17-9
12/27	NEW YORK	W	128	126	18-9
12/30	at Milwaukee	W	117	113	19-9
1/3	DETROIT	W	123	104	20-9
1/4	at Indiana	L	113	116	20-10
1/6	at Detroit	L	88	111	20-11
1/7	NEW JERSEY	W	103	93	21-11
1/10	CHICAGO	L	101	104	21-12
1/13	at Philadelphia	L	101	114	21-13
1/14	at New York	L	122	132	21-14
1/16	at Washington	W	117	106	22-14
1/17	MILWAUKEE	W	111	98	23-14
1/21	CHARLOTTE	W	137	113	24-14
1/24	CLEVELAND	W	121	105	25-14
1/27	at Seattle	L	112	119	25-15
1/28	at Portland	L	94	110	25-16
1/30	at LA Clippers	W	130	101	26-16

(#, overtime; #2, double OT; #3, three OT; #4, four OT)

Date	Opponent	W/L	Atl.	Opp.	Record
2/1	at Utah	W	94	93	27-16
2/2	at Denver	L	103	112	27-17
2/4	(#) at Phoenix	W	118	116	28-17
2/8	NEW YORK	L	101	113	28-18
2/9	at Charlotte	L	108	110	28-19
ALL-STAR BREAK					
2/14	at Chicago	W	106	98	29-19
2/15	at New Jersey	W	119	112	30-19
2/17	CLEVELAND	W	108	100	31-19
2/19	at Miami	L	115	124	31-20
2/20	LA CLIPPERS	W	114	100	32-20
2/23	INDIANA	W	100	97	33-20
2/25	CHICAGO	W	125	95	34-20
2/27	DALLAS	W	105	83	35-20
3/2	at Boston	L	90	104	35-21
3/3	CHARLOTTE	W	133	109	36-21
3/5	UTAH	L	83	85	36-22
3/7	LA LAKERS	L	97	106	36-23
3/8	at Washington	L	111	119	36-24
3/11	MIAMI	W	111	78	37-24
3/14	PHOENIX	L	112	114	37-25
3/16	at Sacramento	W	119	103	38-25
3/17	(#) at Golden State	L	118	127	38-26
3/19	at LA Lakers	W	113	111	39-26
3/21	DETROIT	L	95	110	39-27
3/25	at New York	W	115	108	40-27
3/28	at New Jersey	L	108	111	40-28
3/29	WASHINGTON	W	120	102	41-28
3/31	NEW JERSEY	W	116	99	42-28
4/2	at Indiana	W	132	109	43-28
4/4	at Cleveland	L	91	105	43-29
4/5	PHILADELPHIA	W	135	93	44-29
4/7	(#) HOUSTON	W	120	112	45-29
4/9	CHICAGO	W	108	100	46-29
4/10	at Charlotte	W	112	105	47-29
4/13	BOSTON	W	132	118	48-29
4/15	MILWAUKEE	W	125	100	49-29
4/18	at Indiana	W	121	114	50-29
4/19	at Milwaukee	W	100	92	51-29
4/21	CLEVELAND	W	92	89	52-29
4/23	at Detroit	L	81	99	52-30

ATLANTA
Most points: 137 vs. Charlotte (1/21)
Least points: 81 at Detroit (4/23)

OPPONENT
Most points: 133 (Denver, 12/10)
Least points: 78 (Miami, 3/11)

YEARLY RESULTS: 1989 - 90

41-41 OVERALL (25-16 at home, 16-25 on the road)



SEASON STATS

	G	Min	FGM	FGA	Pct	FTM	FTA	Pct	Reb	Asst	PF	Stl	Blk	Pts	Avg
Wilkins	80	2888	810	1672	.484	459	569	.807	521	200	141	126	47	2138	26.7
Malone	81	2735	517	1077	.480	493	631	.781	812	130	158	47	84	1528	18.9
Rivers	48	1526	218	480	.454	138	170	.812	200	264	151	116	22	598	12.5
Willis	81	2273	418	805	.519	168	246	.683	645	57	259	63	47	1006	12.4
Battle	60	1477	275	544	.506	102	135	.756	99	154	115	28	3	654	10.9
Webb	82	2184	294	616	.477	162	186	.871	201	477	185	105	12	751	9.2
Long	48	1030	174	384	.453	46	55	.836	83	85	66	45	5	404	8.4
Smith	33	674	98	204	.480	55	65	.846	37	142	45	22	1	255	7.7
Carr	44	803	128	248	.516	79	102	.775	149	53	128	15	34	335	7.6
Levingston	75	1706	216	424	.509	83	122	.680	319	80	216	55	41	516	6.9
Volkov	72	937	137	284	.482	70	120	.583	119	83	166	36	22	357	5.0
Matthews	1	13	1	3	.333	2	2	1.000	0	5	0	0	0	4	4.0
Koncak	54	977	78	127	.614	42	79	.532	226	23	182	38	34	198	3.7
Toney	32	286	30	72	.417	21	25	.840	14	52	35	10	0	88	2.8
Marble	24	162	16	58	.276	19	29	.655	24	11	16	7	1	51	2.1
Workman	6	16	2	3	.667	2	2	1.000	3	2	3	3	0	6	1.0
Ferrell	14	29	5	14	.357	2	6	.333	7	2	3	1	0	12	0.9
Williams	5	14	0	4	.000	0	0	.000	1	0	2	0	0	0	0.0

3-pt. field goals: Atlanta 124-411 (.302) - Wilkins 59-183 (.322), Malone 1-9 (.111), Rivers 24-66 (.364), Willis 2-7 (.286), Smith 4-24 (.167), Battle 2-13 (.154), Webb 1-19 (.053), Long 10-29 (.345), Carr 0-4 (.000), Levingston 1-5 (.200), Volkov 13-34 (.382), Matthews 0-1 (.000), Koncak 0-1 (.000), Toney 7-13 (.538), Marble 0-2 (.000), Ferrell 0-1 (.000). Opponents 181-533 (.340).

RESULTS

(#, overtime; #2, double OT; #3, three OT; #4, four OT)

Date	Opponent	W/L	Atl.	Opp.	Record
11/3	INDIANA	W	103	126	0-1
11/7	WASHINGTON	L	114	118	0-2
11/10	at Boston	L	106	117	0-3
11/11	ORLANDO	W	148	109	1-3
11/13	at Orlando	W	112	104	2-3
11/17	(#) at Cleveland	L	125	131	2-4
11/18	GOLDEN STATE	W	112	96	3-4
11/21	at Detroit	W	103	96	4-4
11/22	at Milwaukee	L	100	118	4-5
11/24	at Miami	W	103	87	5-5
11/25	BOSTON	W	108	100	6-5
11/28	at Chicago	L	98	113	6-6
11/29	at Washington	W	111	104	7-6
12/1	UTAH	W	114	103	8-6
12/2	PHILADELPHIA	W	102	92	9-6
12/6	at Orlando	W	118	100	10-6
12/8	PORTLAND	W	127	120	11-6
12/12	MINNESOTA	W	104	91	12-6
12/12	SAN ANTONIO	W	102	94	13-6
12/13	at Philadelphia	L	103	112	13-7
12/15	NEW YORK	L	109	113	13-8
12/19	SACRAMENTO	W	115	112	14-8
12/21	at Miami	W	117	115	15-8
12/22	CHICAGO	L	113	125	15-9
12/25	CLEVELAND	W	115	104	16-9
12/27	at Dallas	L	101	114	16-10
12/30	at Indiana	L	98	105	16-11
1/2	MILWAUKEE	W	113	107	17-11
1/4	at New York	L	95	100	17-12
1/6	NEW JERSEY	W	105	96	18-12
1/7	at New Jersey	L	93	98	18-13
1/10	LA CLIPPERS	L	109	115	18-14
1/13	at Seattle	L	106	113	18-15
1/16	at Sacramento	L	91	108	18-16
1/17	at Utah	L	88	95	18-17
1/19	CHICAGO	L	84	92	18-18
1/23	at Charlotte	W	106	101	19-18
1/24	CLEVELAND	W	103	86	20-18
1/27	at Orlando	W	114	96	21-18
1/29	at Chicago	L	111	121	21-19
1/30	DETROIT	L	95	112	21-20

ATLANTA
Most points: 148 vs. Orlando (11/11)
Least points: 84 vs. Chicago (1/19)

(1) at Baltimore, MD

YEARLY RESULTS: 1990 - 91

43-39 OVERALL (29-12 at home, 14-27 on the road)



SEASON STATS

	G	Min	FGM	FGA	Pct	FTM	FTA	Pct	Reb	Asst	PF	Stl	Blk	Pts	Avg
Wilkins	81	3078	770	1640	.470	476	574	.829	732	265	156	123	65	2101	25.9
Rivers	79	2586	444	1020	.435	221	262	.844	253	340	216	148	47	1197	15.2
Battle	79	1863	397	862	.461	270	316	.854	159	217	145	45	6	1078	13.6
Webb	75	2197	359	803	.447	231	266	.868	174	417	180	118	6	1003	13.4
Willis	80	2373	444	881	.504	159	238	.668	704	99	235	60	40	1051	13.1
Malone	82	1912	280	598	.468	309	372	.831	667	68	134	30	74	869	10.6
Ferrell	78	1165	174	356	.489	125	156	.801	179	55	151	33	27	475	6.1
Robinson	47	674	108	242	.446	47	80	.588	71	132	65	32	8	265	5.6
Moncrief	72	1096	117	240	.488	82	105	.781	128	104	112	50	9	337	4.7
McCormick	56	689	93	187	.497	66	90	.733	165	32	91	11	14	252	4.5
Koncak	77	1931	140	321	.436	32	54	.593	375	124	265	74	76	313	4.1
Wilson	25	162	21	70	.300	13	26	.500	40	11	13	5	1	55	2.2
Wright	4	20	2	3	.667	1	1	1.000	6	0	3	0	0	5	1.3
Leonard	4	9	0	0	.000	2	4	.500	2	0	2	0	1	2	0.5

3-pt. field goals: Atlanta 271-836 (.324) - Wilkins 85-249 (.341), Rivers 88-262 (.336), Battle 14-49 (.286), Webb 54-168 (.321), Willis 4-10 (.400), Malone 0-7 (.000), Ferrell 2-3 (.667), Robinson 2-11 (.182), Moncrief 21-64 (.328), McCormick 0-3 (.000), Koncak 1-8 (.125), Wilson 0-2 (.000). Opponents 217-621 (.349).

RESULTS (#, overtime; #2, double OT; #3, three OT; #4, four OT)

Date	Opponent	W/L	Atl.	Opp.	Record
11/2	ORLANDO	W	115	111	1-0
11/3	INDIANA	W	121	120	2-0
11/6	at Sacramento	W	102	85	3-0
11/9	at Golden State	L	128	143	3-1
11/10	at LA Clippers	W	112	94	4-1
11/13	CLEVELAND	L	104	121	4-2
11/14	at Philadelphia	L	104	112	4-3
11/16	CHARLOTTE	L	109	119	4-4
11/17	at Detroit	L	83	91	4-5
11/20	at Charlotte	L	121	128	4-6
11/21	at Milwaukee	L	93	105	4-7
11/24	PHILADELPHIA	L	121	124	4-8
11/27	DETROIT	L	97	120	4-9
11/30	CLEVELAND	L	93	101	4-10
12/4	at Houston	W	113	110	5-10
12/5	at San Antonio	W	110	108	6-10
12/7	MILWAUKEE	L	103	104	6-11
12/8	NEW YORK	W	99	86	7-11
12/12	at Miami	W	118	93	8-11
12/13	NEW JERSEY	W	106	97	9-11
12/15	WASHINGTON	W	125	113	10-11
12/17	at Cleveland	W	109	98	11-11
12/20	UTAH	W	105	87	12-11
12/21	at Detroit	L	87	113	12-12
12/23**	at Boston	L	104	132	12-13
12/26	at New Jersey	W	113	111	13-13
12/28	BOSTON	W	131	114	14-13
12/29	GOLDEN STATE	W	134	130	15-13
1/2	LA CLIPPERS	W	120	107	16-13
1/4	INDIANA	W	111	96	17-13
1/5	(#) MINNESOTA	W	117	112	18-13
1/8	SAN ANTONIO	W	109	98	19-13
1/11	at Chicago	L	96	99	19-14
1/12	at New York	L	92	99	19-15
1/14	NEW YORK	W	96	82	20-15
1/15	at Indiana	W	117	106	21-15
1/18	CHICAGO	W	114	105	22-15
1/19	NEW JERSEY	W	114	84	23-15
1/22	MIAMI	W	118	107	24-15
1/23	at Washington	L	99	104	24-16
1/26	at Seattle	L	102	103	24-17

(1) at Baltimore, MD

Date	Opponent	W/L	Atl.	Opp.	Record
1/28	at Portland	L	111	116	24-18
1/29	at Utah	L	105	116	24-19
1/31	at LA Lakers	L	103	116	24-20
2/2	at Denver	L	125	126	24-21
2/5	CLEVELAND	W	118	114	25-21
2/7	CHARLOTTE	W	127	114	26-21
ALL-STAR BREAK					
2/12	at Chicago	L	113	122	26-22
2/13	at New Jersey	L	106	140	26-23
2/16	SEATTLE	W	122	113	27-23
2/19	at New York	W	110	102	28-23
2/20	at Detroit	L	89	97	28-24
2/22	LA LAKERS	W	111	102	29-24
2/23	DALLAS	W	122	107	30-24
2/25	SACRAMENTO	W	96	88	31-24
2/27	at Philadelphia	L	103	107	31-25
2/28	PORTLAND	W	117	109	32-25
3/3	at Milwaukee	W	115	106	33-25
3/5	DENVER	W	139	127	34-25
3/7	PHOENIX	L	104	106	34-26
3/8	at Miami	W	102	96	35-26
3/10	CHICAGO	L	87	122	35-27
3/12	(#) PHILADELPHIA	L	129	133	35-28
3/15	at Dallas	W	127	117	36-28
3/16	at Phoenix	L	116	128	36-29
3/19	BOSTON	W	104	92	37-29
3/20	at Chicago	L	107	129	37-30
3/22	(1) at Washington	L	116	121	37-31
3/23	MIAMI	W	108	93	38-31
3/26	at Indiana	L	113	123	38-32
3/28	HOUSTON	L	111	112	38-33
3/30	at Milwaukee	L	96	104	38-34
4/4	at Charlotte	L	91	98	38-35
4/6	INDIANA	W	137	110	39-35
4/8	WASHINGTON	W	105	94	40-35
4/9	at Cleveland	W	104	98	41-35
4/11	at Minnesota	L	98	112	41-36
4/13	MILWAUKEE	W	97	91	42-36
4/16	at Orlando	L	106	113	42-37
4/17	CHARLOTTE	L	111	123	42-38
4/19	DETROIT	L	120	126	42-39
4/21	at Boston	W	117	105	43-39

ATLANTA Most points: 139 vs. Denver (3/5) Least points: 83 at Detroit (11/17)	OPPONENT Most points: 143 (Golden State, 11/9) Least points: 82 (New York, 1/14)
---	--

** Game on 11/28/90 was stopped in progress (slippery floor) and completed on 12/23/90.

YEARLY RESULTS: 1991 - 92

38-44 OVERALL (23-18 at home, 15-26 on the road)



SEASON STATS

	G	Min	FGM	FGA	Pct	FTM	FTA	Pct	Reb	Asst	PF	Stl	Blk	Pts	Avg
Wilkins	42	1601	424	914	.464	294	352	.835	295	158	77	52	24	1179	28.1
Willis	81	2962	591	1224	.483	292	363	.804	1258	173	223	72	54	1480	18.3
Augmon	82	2505	440	899	.489	213	320	.666	420	201	161	124	27	1094	13.3
Robinson	81	2202	423	928	.456	175	275	.636	219	446	178	105	24	1055	13.0
Ferrell	66	1598	331	632	.524	166	218	.761	210	92	134	49	17	839	12.7
Graham	78	1718	305	682	.447	126	170	.741	231	175	193	96	21	791	10.1
Rasmussen	81	1968	347	726	.478	30	40	.750	393	107	233	35	48	729	9.0
Volkov	77	1516	251	569	.441	125	198	.631	265	250	178	66	30	662	8.6
Mays	2	32	6	14	.429	2	2	1.000	2	1	4	0	0	17	8.5
Cheeks	56	1086	115	249	.462	26	43	.605	95	185	73	83	0	259	4.6
Wiley	41	767	71	160	.444	21	30	.700	73	166	73	43	3	177	4.3
Sanders	12	117	20	45	.444	7	9	.778	26	9	15	5	3	47	3.9
Monroe	38	313	53	144	.368	19	23	.826	33	27	19	12	2	131	3.4
Koncak	77	1489	111	284	.391	19	29	.655	261	132	207	50	67	241	3.1
Leonard	5	13	4	6	.667	2	2	1.000	5	1	3	1	0	10	2.0

3-pt. field goals: Atlanta 210-671 (.313) - Wilkins 37-128 (.289), Willis 6-37 (.162), Augmon 1-6 (.167), Robinson 34-104 (.327), Ferrell 11-33 (.333), Graham 55-141 (.390), Rasmussen 5-23 (.217), Volkov 35-110 (.318), Mays 3-6 (.500), Cheeks 3-6 (.500), Wiley 14-38 (.368), Monroe 6-27 (.222), Koncak 0-12 (.000). Opponents 251-732 (.343).

RESULTS (#, overtime; #2, double OT; #3, three OT; #4, four OT)

Date	Opponent	W/L	Atl.	Opp.	Record
11/2	DETROIT	L	87	89	0-1
11/5	UTAH	W	98	94	1-1
11/6	at Charlotte	L	104	114	1-2
11/8	at Boston	W	100	95	2-2
11/9	MIAMI	W	97	93	3-2
11/12	CHARLOTTE	W	118	100	4-2
11/14	at Sacramento	L	96	98	4-3
11/15	at Phoenix	W	119	115	5-3
11/17	at LA Lakers	L	89	111	5-4
11/20	SACRAMENTO	W	116	104	6-4
11/22	at Philadelphia	W	99	92	7-4
11/23	at Washington	L	115	126	7-5
11/26	DETROIT	L	93	103	7-6
11/27	at Detroit	L	91	100	7-7
11/29	SAN ANTONIO	L	85	88	7-8
11/30	BOSTON	W	129	102	8-8
12/3	at Dallas	W	103	99	9-8
12/5	at Houston	W	109	97	10-8
12/7	(#2) NEW YORK	L	128	137	10-9
12/10	MILWAUKEE	W	118	104	11-9
12/12	at Cleveland	L	107	134	11-10
12/14	at Miami	L	101	121	11-11
12/17	INDIANA	W	117	113	12-11
12/20	CLEVELAND	L	99	122	12-12
12/21	at Chicago	L	103	117	12-13
12/23	at New Jersey	L	93	105	12-14
12/26	CHICAGO	L	111	122	12-15
12/28	(#) MINNESOTA	W	125	122	13-15
1/2	PHOENIX	W	123	105	14-15
1/4	LA CLIPPERS	W	97	95	15-15
1/6	HOUSTON	W	109	97	16-15
1/7	at New York	W	109	94	17-15
1/9	DALLAS	W	124	108	18-15
1/11	at Indiana	L	115	138	18-16
1/14	MILWAUKEE	W	93	88	19-16
1/16	at Utah	L	111	116	19-17
1/17	(#) at LA Clippers	L	107	111	19-18
1/19	at Denver	W	119	93	20-18
1/21	at Seattle	W	128	119	21-18
1/22	at Golden State	L	124	134	21-19
1/24	at Portland	L	117	125	21-20

(1) at Baltimore, MD

Date	Opponent	W/L	Atl.	Opp.	Record
1/28	PHILADELPHIA	W	110	109	22-20
1/29	at Milwaukee	W	110	100	23-20
1/31	(#) at Indiana	L	106	115	23-21
2/1	DETROIT	L			

YEARLY RESULTS: 1992 - 93

43-39 OVERALL (25-16 at home, 18-23 on the road)



SEASON STATS

	G	Min	FGM	FGA	Pct	FTM	FTA	Pct	Reb	Asst	PF	Stl	Blk	Pts	Avg
Wilkins	71	2647	741	1584	.468	519	627	.828	482	227	116	70	27	2121	29.9
Willis	80	2878	616	1218	.506	196	300	.653	1028	165	264	68	41	1435	17.9
Augmon	73	2112	397	792	.501	227	307	.739	287	170	141	91	18	1021	14.0
Blaylock	80	2820	414	964	.429	123	169	.728	280	671	156	203	23	1069	13.4
Ferrell	82	1736	327	696	.470	176	226	.779	191	132	160	59	17	839	10.2
Graham	80	1508	256	560	.457	96	131	.733	190	164	185	86	6	650	8.1
Mays	49	787	129	309	.417	54	82	.659	53	72	59	21	3	341	7.0
Keefe	82	1549	188	376	.500	166	237	.700	432	80	195	57	16	542	6.6
Henson	53	719	71	182	.390	34	40	.850	55	155	85	30	1	213	4.0
Koncak	78	1975	124	267	.464	24	50	.480	427	140	264	75	100	275	3.4
Rasmussen	22	283	30	80	.375	9	13	.692	55	5	61	5	10	71	3.2
Foster	33	205	44	95	.463	13	18	.722	56	10	41	3	9	101	3.1
Wiley	25	354	26	81	.321	5	8	.625	35	81	49	26	2	72	2.9
Breuer	12	107	15	31	.484	2	5	.400	28	6	12	2	3	32	2.7
Sanders	9	120	10	25	.400	4	8	.500	29	6	16	8	1	24	2.7
Stivrins	5	15	4	9	.444	0	0	.000	5	0	0	0	1	8	1.6
Spencer	3	15	0	3	.000	0	0	.000	1	0	3	2	0	0	0.0

3-pt. field goals: Atlanta 382-1076 (.355) - Wilkins 120-316 (.380), Willis 7-29 (.241), Augmon 0-4 (.000), Blaylock 118-315 (.375), Ferrell 9-36 (.250), Graham 42-141 (.298), Mays 29-84 (.345), Keefe 0-1 (.000), Henson 37-80 (.463), Koncak 3-8 (.375), Rasmussen 2-6 (.333), Foster 0-4 (.000), Wiley 15-51 (.294), Stivrins 0-1 (.000). Opponents 281-833 (.337).

RESULTS

Date	Opponent	W/L	Atl.	Opp.	Record
11/6	NEW YORK	L	94	106	0-1
11/7	at Chicago	W	100	99	1-1
11/11	at Houston	L	82	101	1-2
11/12	at San Antonio	W	104	97	2-2
11/14	at Dallas	L	105	113	2-3
11/17	MILWAUKEE	L	106	114	2-4
11/19	NEW JERSEY	L	101	108	2-5
11/21	BOSTON	W	116	107	3-5
11/23 (#)	at Boston	W	101	97	4-5
11/25	at Philadelphia	W	111	105	5-5
11/27	at Cleveland	L	101	122	5-6
11/28	MIAMI	W	112	100	6-6
12/1	INDIANA	W	119	107	7-6
12/2	NEW JERSEY	L	118	122	7-7
12/4	at Indiana	L	106	122	7-8
12/5	SAN ANTONIO	W	113	105	8-8
12/7	CHICAGO	W	123	114	9-8
12/11 (#)	DENVER	W	112	107	10-8
12/12	PHILADELPHIA	L	96	103	10-9
12/13	DETROIT	L	94	107	10-10
12/16	at Detroit	L	88	89	10-11
12/18	at Miami	W	108	100	11-11
12/19	ORLANDO	L	84	125	11-12
12/22	CHARLOTTE	L	114	130	11-13
12/26	at Minnesota	W	113	105	12-13
12/28	at Washington	L	96	97	12-14
12/29	CLEVELAND	L	96	114	12-15
1/2	MILWAUKEE	L	93	106	12-16
1/5	WASHINGTON	L	100	107	12-17
1/7	at Milwaukee	W	100	94	13-17
1/8	at Detroit	W	101	92	14-17
1/12	GOLDEN STATE	W	126	118	15-17
1/14	DETROIT	W	108	91	16-17
1/16	at Cleveland	L	99	127	16-18
1/19	at Charlotte	W	102	100	17-18
1/20	at Boston	L	106	121	17-19
1/22	NEW JERSEY	W	102	91	18-19
1/23	PHOENIX	L	91	110	18-20
1/25	SACRAMENTO	W	117	106	19-20
1/26	at Orlando	L	106	120	19-21
1/28	at New York	W	110	105	20-21
1/30	PHILADELPHIA	W	149	123	21-21

(#, overtime; #2, double OT; #3, three OT; #4, four OT)

Date	Opponent	W/L	Atl.	Opp.	Record
2/2	SEATTLE	W	118	109	22-21
2/3	at Miami	L	96	116	22-22
2/6	CLEVELAND	L	109	120	22-23
2/9	at Golden State	W	125	114	23-23
2/11	at Sacramento	L	105	116	23-24
2/13	at Utah	W	121	112	24-24
2/14	at LA Lakers	L	96	135	24-25
2/16	at Portland	L	90	105	24-26
2/18	at Phoenix	L	119	131	24-27
ALL-STAR BREAK					
2/23	WASHINGTON	W	109	94	25-27
2/24	at Philadelphia	W	132	107	26-27
2/26	BOSTON	L	99	110	26-28
2/27	at Chicago	L	92	112	26-29
3/2	at New York	L	98	107	26-30
3/4	at Indiana	L	111	136	26-31
3/6	UTAH	W	139	118	27-31
3/8	LA CLIPPERS	W	121	113	28-31
3/9	at Milwaukee	W	117	103	29-31
3/12	ORLANDO	W	110	92	30-31
3/14	LA LAKERS	W	117	107	31-31
3/16	at Charlotte	W	122	107	32-31
3/17	at New Jersey	L	93	114	32-32
3/19	MINNESOTA	W	121	103	33-32
3/23	DALLAS	W	125	107	34-32
3/25	HOUSTON	W	106	96	35-32
3/27	MIAMI	W	118	106	36-32
3/29 (#)	PORTLAND	W	127	118	37-32
3/31	at Denver	W	103	94	38-32
4/2	at LA Clippers	L	99	111	38-33
4/3	at Seattle	L	105	129	38-34
4/6 (#)	NEW YORK	W	109	104	39-34
4/9	CHICAGO	L	87	88	39-35
4/10	at Charlotte	W	118	105	40-35
4/13 (#2)	CLEVELAND	L	109	112	40-36
4/14	at Detroit	L	84	87	40-37
4/17	CHARLOTTE	L	107	110	40-38
4/20	INDIANA	W	111	102	41-38
4/21	at Washington	W	119	98	42-38
4/23	MILWAUKEE	W	122	106	43-38
4/24	at Orlando	L	85	104	43-39

ATLANTA
Most points: 149 vs. Philadelphia (1/30)
Least points: 82 at Houston (11/11)

OPPONENT
Most points: 136 (Indiana, 3/4)
Least points: 87 (Detroit, 4/14)

YEARLY RESULTS: 1993 - 94

57-25 OVERALL (36-5 at home, 21-20 on the road)



SEASON STATS

	G	Min	FGM	FGA	Pct	FTM	FTA	Pct	Reb	Asst	PF	Stl	Blk	Pts	Avg
Wilkins	49	1687	430	996	.432	275	322	.854	305	114	87	63	88	1196	24.4
Willis	80	2867	627	1257	.499	268	376	.713	963	150	250	79	38	1531	19.1
Manning	26	925	177	372	.476	54	83	.651	169	85	93	46	25	409	15.7
Augmon	82	2605	439	861	.510	333	436	.764	394	187	179	149	45	1212	14.8
Blaylock	81	2915	444	1079	.411	116	159	.730	424	789	144	212	44	1118	13.8
Ehlo	82	2147	316	708	.446	112	154	.727	279	273	161	136	26	821	10.0
Ferrell	72	1155	184	379	.485	144	184	.783	129	65	85	44	16	513	7.1
Lang	82	1608	215	458	.469	73	106	.689	313	51	192	38	87	504	6.1
Keefe	63	763	96	213	.451	81	111	.730	201	34	80	20	9	273	4.3
Koncak	82	1823	159	369	.431	24	36	.667	365	102	236	63	125	342	4.2
Whitley	82	1004	120	236	.508	52	66	.788	99	181	93	59	2	292	3.6
Graham	21	128	21	57	.368	13	17	.765	12	13	11	4	5	58	2.8
Edwards	16	107	17	49	.347	9	16	.563	18	8	9	2	5	43	2.7
Grace	3	8	2	3	.667	0	2	.000	1	1	3	0	0	4	1.3
Bagley	3	13	0	2	.000	2	2	1.000	1	3	2	0	0	2	0.7

3-pt. field goals: Atlanta 260-830 (.323) - Wilkins 61-198 (.308), Manning 1-3 (.333), Willis 9-24 (.375), Augmon 1-7 (.143), Blaylock 114-341 (.334), Ehlo 77-221 (.348), Ferrell 1-9 (.111), Lang 1-4 (.250), Koncak 0-3 (.000), Whitley 0-6 (.000), Graham 3-13 (.231), Edwards 0-1 (.000). Opponents 275-872 (.315).

RESULTS

Date	Opponent	W/L	Atl.	Opp.	Record
11/5	INDIANA	W	116	110	1-0
11/8	at Chicago	L	80	106	1-1
11/10	at Utah	L	88	91	1-2
11/12	at Portland	L	84	94	1-3
11/13 (#)	at Seattle	L	89	97	1-4
11/16	SACRAMENTO	W	118	95	2-4
11/17	at Philadelphia	W	92	90	3-4
11/19	at Miami	W	95	92	4-4
11/20	CHARLOTTE	W	96	91	5-4
11/23	LA LAKERS	W	103	94	6-4
11/24	at Milwaukee	W	89	85	7-4
11/26	WASHINGTON	W	124	108	8-4
11/27	PHILADELPHIA	W	111	79	9-4
11/30	BOSTON	W	122	114	10-4
12/3	HOUSTON	W	133	111	11-4
12/8	at Detroit	W	105	97	12-4
12/9	SAN ANTONIO	W	105	95	13-4
12/11	at Wash. (Balt.)	W	116	108	14-4
12/14	at Cleveland	W	103	92	15-4
12/16	INDIANA	L	81	99	15-5
12/18	DENVER	W	102	96	16-5
12/22	at Boston	W	108	103	17-5
12/23	at New York	L	75	84	17-6
12/26	at New Jersey	L	87	91	17-7
12/28	DETROIT	W	119	101	18-7
12/29	at Orlando	W	92	90	19-7
1/4	CHARLOTTE	W	133	94	20-7
1/7	PORTLAND	W	100	85	21-7
1/8	CLEVELAND	W	102	89	22-7
1/12	CHICAGO	W	92	81	23-7
1/14	DALLAS	W	113	96	24-7
1/15	at Indiana	L	91	94	24-8
1/17	MILWAUKEE	W	102	98	25-8
1/19	GOLDEN STATE	L	119	120	25-9
1/21 (#)	NEW JERSEY	L	111	113	25-10
1/22	at Minnesota	W	98	81	26-10
1/25	at Milwaukee	W	95	90	27-10
1/26	PHOENIX	W	116	107	28-10
1/28	at Charlotte	W	117	105	29-10
1/29	at San Antonio	L	87	100	29-11
1/31	at Dallas	W	90	85	30-11

(#, overtime; #2, double OT; #3, three OT; #4, four OT)

Date</

YEARLY RESULTS: 1994 - 95

42-40 OVERALL (24-17 at home, 18-23 on the road)



SEASON STATS

	G	Min	FGM	FGA	Pct	FTM	FTA	Pct	Reb	Asst	PF	Stl	Blk	Pts	Avg
Willis	2	89	16	41	.390	10	15	.667	36	3	7	1	3	42	21.0
Blaylock	80	3069	509	1198	.425	156	214	.729	393	616	164	200	26	1373	17.2
Smith	78	2603	417	976	.427	295	349	.845	270	267	216	60	32	1264	16.2
Augmon	76	2362	397	876	.453	252	346	.728	368	197	163	100	47	1053	13.9
Norman	74	1879	388	856	.453	64	140	.457	362	94	154	34	20	938	12.7
Long	79	2579	337	704	.479	238	315	.756	595	127	232	107	34	923	11.7
Ehlo	49	1166	191	422	.453	44	71	.620	147	113	86	46	6	477	9.7
Lang	82	2340	320	677	.473	152	188	.809	456	72	271	45	144	794	9.7
Corbin	81	1389	205	464	.442	78	114	.684	262	67	161	55	16	502	6.2
Wiley	5	17	3	6	.500	0	0	—	4	6	0	1	1	7	1.4
Bazarevich	10	74	11	22	.500	7	9	.778	7	14	10	1	1	30	3.0
Anderson	51	622	57	104	.548	34	71	.479	188	17	103	23	32	148	2.9
Koncak	62	943	77	187	.412	13	24	.542	184	52	137	36	46	179	2.9
Whately	27	292	24	53	.453	20	32	.625	30	54	37	19	0	70	2.6
Les	24	188	11	38	.289	23	27	.852	26	44	28	4	0	50	2.1
Edwards	38	212	22	48	.458	23	32	.719	48	13	30	5	4	67	1.8
Vinson	5	27	1	7	.143	1	1	1.000	0	1	4	0	0	4	0.8
Hovasse	2	4	0	1	.000	0	0	—	0	0	1	1	0	0	--

3-pt. field goals: Atlanta 539-1580 (.341) - Willis 0-1 (.000), Blaylock 199-555 (.359), Smith 135-404 (.334), Augmon 7-26 (.269), Norman 98-285 (.344), Long 11-31 (.355), Ehlo 51-134 (.381), Lang 2-3 (.667), Corbin 14-56 (.250), Wiley 1-4 (.250), Bazarevich 1-6 (.167), Koncak 12-36 (.333), Whately 2-8 (.250), Les 5-23 (.217), Edwards 0-1 (.000), Vinson 1-6 (.167), Hovasse 0-1 (.000). Opponents 420-1212 (.347).

RESULTS

Date	Opponent	W/L	Atl.	Opp.	Record
11/4	INDIANA	L	92	94	0-1
11/5	(#) DETROIT	L	109	114	0-2
11/7	at Utah	L	86	104	0-3
11/9	at Phoenix	L	102	106	0-4
11/10	at LA Clippers	W	108	91	1-4
11/12	at Sacramento	L	97	105	1-5
11/15	BOSTON	W	110	94	2-5
11/18	(#) MILWAUKEE	L	93	97	2-6
11/19	at New York	L	79	92	2-7
11/22	PHILADELPHIA	W	102	99	3-7
11/23	at Minnesota	W	89	77	4-7
11/25	LA LAKERS	L	87	92	4-8
11/29	CHARLOTTE	L	85	90	4-9
12/2	at Chicago	W	92	81	5-9
12/3	ORLANDO	W	107	105	6-9
12/6	(#) at New Jersey	W	94	91	7-9
12/7	at Boston	L	80	93	7-10
12/9	NEW YORK	W	89	85	8-10
12/10	at Orlando	L	98	109	8-11
12/13	(#) MINNESOTA	W	85	83	9-11
12/14	at Indiana	L	79	81	9-12
12/16	CHICAGO	L	80	85	9-13
12/17	at Miami	L	85	96	9-14
12/20	MILWAUKEE	W	115	97	10-14
12/22	UTAH	L	94	103	10-15
12/23	at Detroit	W	97	77	11-15
12/27	at Houston	L	93	105	11-16
12/29	(#) SAN ANTONIO	W	127	121	12-16
12/30	at Cleveland	L	85	87	12-17
1/3	PORTLAND	L	98	103	12-18
1/4	at New York	L	80	89	12-19
1/6	WASHINGTON	W	112	90	13-19
1/7	NEW JERSEY	W	102	85	14-19
1/10	at Washington	W	99	96	15-19
1/13	ORLANDO	L	96	101	15-20
1/16	MIAMI	W	99	95	16-20
1/18	PHILADELPHIA	L	80	92	16-21
1/20	at Indiana	L	89	99	16-22
1/21	BOSTON	W	89	84	17-22
1/25	at Charlotte	W	103	96	18-22
1/26	CLEVELAND	L	68	77	18-23
1/28	CHARLOTTE	L	93	102	18-24

(#, overtime; #2, double OT; #3, three OT; #4, four OT)

Date	Opponent	W/L	Atl.	Opp.	Record
1/30	at Miami	W	95	92	19-24
2/1	GOLDEN STATE	W	111	99	20-24
2/3	SEATTLE	L	98	121	20-25
2/4	at Detroit	L	78	84	20-26
2/6	at Philadelphia	W	107	92	21-26
2/8	NEW JERSEY	W	111	88	22-26
ALL-STAR BREAK					
2/14	at Denver	W	99	88	23-26
2/17	at Dallas	W	110	90	24-26
2/18	at San Antonio	L	97	111	24-27
2/21	CHICAGO	L	88	105	24-28
2/23	DALLAS	W	110	92	25-28
2/24	at Wash. (Balt.)	W	107	92	26-28
2/27	SACRAMENTO	W	118	99	27-28
3/2	at Milwaukee	L	93	102	27-29
3/3	DETROIT	W	94	78	28-29
3/5	(#) at Orlando	L	111	113	28-30
3/8	DENVER	W	99	88	29-30
3/10	NEW YORK	W	108	81	30-30
3/12	at Boston	W	104	98	31-30
3/13	HOUSTON	L	86	97	31-31
3/15	at Chicago	L	86	99	31-32
3/18	PHOENIX	W	122	117	32-32
3/20	LA CLIPPERS	W	106	102	33-32
3/22	MIAMI	L	84	98	33-33
3/24	at Cleveland	L	74	75	33-34
3/25	CHICAGO	L	98	99	33-35
3/28	at Portland	W	102	91	34-35
3/30	at Golden State	W	108	80	35-35
3/31	at LA Lakers	L	107	121	35-36
4/2	at Seattle	L	83	105	35-37
4/5	CLEVELAND	W	96	87	36-37
4/7	INDIANA	W	102	90	37-37
4/9	at Milwaukee	L	99	102	37-38
4/11	(#) at Philadelphia	W	110	106	38-38
4/12	WASHINGTON	W	90	82	39-38
4/14	at Cleveland	L	70	83	39-39
4/16	at Charlotte	W	94	93	40-39
4/19	at New Jersey	W	104	99	41-39
4/21	DETROIT	W	128	111	42-39
4/23	at Indiana	L	87	103	42-40

ATLANTA
Most points: 128 vs. Detroit (4/21)
Least points: 68 vs. Cleveland (1/26)

OPPONENT
Most points: 121 (three times)
Least points: 75 (Cleveland, 3/24)

YEARLY RESULTS: 1995 - 96

46-36 OVERALL (26-15 at home, 20-21 on the road)



SEASON STATS

	G	Min	FGM	FGA	Pct	FTM	FTA	Pct	Reb	Asst	PF	Stl	Blk	Pts	Avg
Smith	80	2856	494	1143	.432	318	385	.826	326	224	207	68	17	1446	18.1
Blaylock	81	2893	455	1123	.405	127	170	.747	332	478	151	212	17	1268	15.7
Laettner	30	977	159	325	.489	107	130	.823	236	68	119	31	28	425	14.2
Long	82	3008	395	838	.471	257	337	.763	788	183	233	108	34	1078	13.1
Lang	51	1815	281	619	.454	95	118	.805	334	62	178	35	85	657	12.9
Augmon	77	2294	362	738	.491	251	317	.792	304	137	188	106	31	976	12.7
Norman	34	770	127	273	.465	17	48	.354	132	63	68	15	16	304	8.9
Ehlo	79	1758	253	591	.428	81	103	.786	256	138	138	85	9	669	8.5
Henderson	79	1416	192	434	.442	119	200	.595	356	51	217	44	43	503	6.4
Webb	51	817	104	222	.468	74	87	.851	60	140	68	27	2	300	5.9
Rooks	16	215	32	58	.552	29	43	.674	51	9	35	4	14	93	5.8
Jordan	24	247	36	71	.507	22	38	.579	52	29	30	12	7	94	3.9
Bullard	46	460	66	162	.407	16	20	.800	60	18	50	17	11	174	3.8
Boyce	8	41	9	23	.391	2	4	.500	10	3	2	3	1	24	3.0
Nathan	5	15	5	9	.556	3	4	.750	0	2	2	3	0	13	2.6
Mundt	24	118	13	32	.406	5	8	.625	25	2	23	1	4	31	1.3
Grandison	4	19	2	4	.500	0	0	—	6	1	0	0	0	4	1.0
Kempton	3	11	0	0	—	0	0	—	2	1	5	0	0	0	—

3-pt. field goals: Atlanta 566-1595 (.355) - Smith 140-423 (.331), Blaylock 231-623 (.371), Laettner 0-8 (.000), Long 31-86 (.360), Lang 0-3 (.000), Augmon 1-4 (.250), Norman 33-84 (.393), Ehlo 82-221 (.371), Henderson 0-3 (.000), Webb 18-57 (.316), Rooks 0-1 (.000), Bullard 26-72 (.361), Boyce 4-8 (.500), Nathan 0-1 (.000), Grandison 0-1 (.000). Opponents 479-1329 (.360).

RESULTS

Date	Opponent	W/L	Atl.	Opp.	Record
11/3	INDIANA	L	106	111	0-1
11/4	ORLANDO	W	124	91	1-1
11/6	at Utah	L	96	105	1-2
11/8	at LA Clippers	W	100	92	2-2
11/9	at Golden State	W	125	121	3-2
11/11	at Dallas	W	113	100	4-2
11/14	CHARLOTTE	W	111	104	5-2
11/17	MIAMI	L	88	91	5-3
11/19	at Sacramento	W	108	94	6-3
11/21	at Denver	L	99	107	6-4
11/22	at Phoenix	L	112	117	6-5
11/25	TORONTO	W	114	102	7-5
11/28	(#) at New York	W	102	97	8-5
11/29	PHILADELPHIA	W	106	81	9-5
12/1	DALLAS	L	98	106	9-6
12/2	at Detroit	L	96	104	9-7
12/6	at Washington	L	79	96	9-8
12/7	SAN ANTONIO	L	102	104	9-9
12/9	NEW YORK	L	92	101	9-10
12/10	at Boston	W	108	103	10-10
12/12	MINNESOTA	L	78	85	10-11
12/14	CHICAGO	L	108	127	10-12
12/16	DENVER	W	95	86	11-12
12/22	NEW JERSEY	W	94	91	12-12
12/23	at Milwaukee	L	111	115	12-13
12/26	LA CLIPPERS	W	94	88	13-13
12/29	GOLDEN STATE	L	96	117	13-14
12/30	at Chicago	L	93	95	13-15
1/2	SEATTLE	L	88	111	13-16
1/4	(#) TORONTO	W	104	101	14-16
1/6	at Charlotte	L	90	96	14-17
1/7	at New Jersey (PPD - Snow - rescheduled 4/5)				
1/9	SACRAMENTO	W	104	88	15-17
1/11	at Toronto	W	87	79	16-17
1/13	BOSTON	W	108	105	

YEARLY RESULTS: 1996 - 97

56-26 OVERALL (36-5 at home, 20-21 on the road)



SEASON STATS

	G	Min	FGM	FGA	Pct	FTM	FTA	Pct	Reb	Asst	PF	Stl	Blk	Pts	Avg
Smith	72	2818	491	1145	.429	333	393	.847	238	305	173	62	23	1446	20.1
Laettner	82	3140	548	1128	.486	359	440	.816	720	223	277	102	64	1488	18.1
Blaylock	78	3056	501	1159	.432	131	174	.753	413	463	141	212	20	1354	17.4
Mutombo	80	2973	380	721	.527	306	434	.705	929	110	249	49	264	1066	13.3
Corbin	70	2305	253	600	.422	86	108	.796	294	124	176	90	7	666	9.5
James	53	945	125	306	.408	30	36	.833	81	21	98	11	1	356	6.7
Henderson	30	501	77	162	.475	45	75	.600	116	23	73	21	6	199	6.6
Burton	24	380	39	116	.336	57	68	.838	41	11	55	8	3	148	6.2
Recasner	71	1207	148	350	.423	51	58	.879	115	94	97	38	4	405	5.7
Barry	58	965	100	246	.407	37	46	.804	99	115	56	55	3	285	4.9
Norman	17	220	27	94	.287	4	12	.333	39	12	17	7	3	64	3.8
Lauderdale	35	180	49	89	.551	13	23	.565	43	12	39	1	9	111	3.2
Boyce	22	154	21	63	.333	11	22	.500	15	13	17	10	4	55	2.5
Hancock (TOT)	24	133	16	35	.457	10	14	.714	18	12	15	9	1	42	1.8
Hancock (ATL)	14	86	13	27	.481	8	12	.667	13	7	6	7	1	34	2.4
Newbill	72	850	40	91	.440	20	52	.850	204	24	115	28	15	100	1.4
Alston	2	11	0	5	.000	0	2	.000	4	0	0	0	0	0	0.0
Miller	1	14	0	5	.000	0	0	—	7	0	0	2	0	0	0.0

3-pt. field goals: Atlanta 659-1834 (.359) - Smith 130-388 (.335), Laettner 31-88 (.352), Blaylock 221-604 (.366), Corbin 74-208 (.356), James 76-181 (.420), Burton 13-46 (.283), Recasner 58-140 (.414), Barry 48-124 (.387), Norman 6-38 (.158), Lauderdale 0-1 (.000), Boyce 2-16 (.125). Opponents 485-1399 (.347).

RESULTS

Date	Opponent	W/L	Atl.	Opp.	Record
11/1	at Miami	L	81	94	0-1
11/2	DETROIT	L	78	90	0-2
11/4	at Portland	W	94	76	1-2
11/5	at Seattle	W	117	95	2-2
11/7	at Sacramento	W	91	87	3-2
11/10	at LA Lakers	L	85	92	3-3
11/12	CLEVELAND	W	87	83	4-3
11/13	at Boston	L	85	103	4-4
11/15	MIAMI	W	85	77	5-4
11/16	at Chicago	L	69	97	5-5
11/19	at Cleveland	L	63	73	5-6
11/21	at Milwaukee	W	73	65	6-6
11/23	at Toronto	W	91	88	7-6
11/26	VANCOUVER	W	101	80	8-6
11/27	at Orlando	L	75	79	8-7
11/29	WASHINGTON	W	110	81	9-7
12/3	BOSTON	W	105	95	10-7
12/4	at Detroit	L	90	100	10-8
12/7	TORONTO	W	101	75	11-8
12/10	DENVER	W	89	88	12-8
12/14	PHILADELPHIA	W	106	81	13-8
12/17	@Dallas	W	109	73	14-8
12/20	NEW JERSEY	W	109	95	15-8
12/21	at Charlotte	L	93	98	15-9
12/23	at New York	L	76	82	15-10
12/26	CHICAGO	W	108	103	16-10
12/28	at Wash. (Balt.)	L	86	97	16-11
1/3	BOSTON	W	105	95	17-11
1/4	NEW YORK	W	88	71	18-11
1/7	(#) PHOENIX	W	105	103	19-11
1/9	(#) at Orlando	W	97	92	20-11
1/11	(#) SAN ANTONIO	W	87	82	21-11
1/13	at Cleveland	W	93	79	22-11
1/14	MINNESOTA	W	95	93	23-11
1/16	ORLANDO	W	94	71	24-11
1/18	MILWAUKEE	W	94	71	25-11
1/20	CHARLOTTE	W	106	97	26-11
1/21	at Miami	L	91	94	26-12
1/24	(#) WASHINGTON	W	117	105	27-12
1/25	BOSTON	W	95	90	28-12
1/28	at LA Clippers	W	112	96	29-12
1/30	at Utah	L	96	102	29-13
1/31	at Vancouver	W	87	76	30-13

(#, overtime; #2, double OT; #3, three OT; #4, four OT)

Date	Opponent	W/L	Atl.	Opp.	Record
2/2	at Denver	L	104	115	30-14
2/4	at Golden State	W	107	85	31-14
2/5	at Phoenix	L	81	99	31-15
ALL-STAR BREAK					
2/12	TORONTO	W	106	84	32-15
2/14	CHICAGO	L	88	89	32-16
2/15	at San Antonio	W	109	89	33-16
2/17	at Houston	L	98	127	33-17
2/19	INDIANA	W	100	87	34-17
2/21	HOUSTON	W	76	74	35-17
2/22	CHARLOTTE	L	92	93	35-18
2/24	GOLDEN STATE	W	106	100	36-18
2/26	at Milwaukee	W	79	72	37-18
2/28	LA LAKERS	W	86	75	38-18
3/2	at Detroit	L	75	82	38-19
3/4	CLEVELAND	W	93	88	39-19
3/6	at Philadelphia	W	117	104	40-19
3/7	MILWAUKEE	W	90	80	41-19
3/9	at Boston	W	114	90	42-19
3/11	UTAH	W	106	99	43-19
3/12	at Indiana	L	82	92	43-20
3/14	SEATTLE	L	91	97	43-21
3/15	at Chicago	L	79	99	43-22
3/17	(#) ORLANDO	W	112	107	44-22
3/19	INDIANA	W	107	95	45-22
3/21	DALLAS	W	93	72	46-22
3/23	at Toronto	W	90	79	47-22
3/25	PORTLAND	W	96	89	48-22
3/27	LA CLIPPERS	W	103	88	49-22
3/29	SACRAMENTO	W	88	74	50-22
4/2	at Charlotte	L	84	95	50-23
4/4	DETROIT	W	103	89	51-23
4/5	NEW YORK	L	97	102	51-24
4/9	at Philadelphia	W	116	101	52-24
4/11	at Indiana	W	104	92	53-24
4/12	at Minnesota	W	80	66	54-24
4/15	NEW JERSEY	W	109	101	55-24
4/16	at New York	L	92	96	55-25
4/19	PHILADELPHIA	W	136	104	56-25
4/20	at New Jersey	L	92	108	56-26

ATLANTA
Most points: 136 vs. Philadelphia (4/19)
Least points: 63 at Cleveland (11/19)

OPPONENT
Most points: 127 (Houston, 2/17)
Least points: 65 (Milwaukee, 11/21)

YEARLY RESULTS: 1997 - 98

50-32 OVERALL (29-12 at home, 21-20 on the road)



SEASON STATS

	G	Min	FGM	FGA	Pct	FTM	FTA	Pct	Reb	Asst	PF	Stl	Blk	Pts	Avg
Smith	73	2857	489	1101	.444	389	455	.855	309	292	219	75	29	1464	20.1
Henderson	69	2000	365	753	.485	253	388	.652	442	73	175	42	36	986	14.3
Laettner	74	2282	354	730	.485	306	354	.864	487	190	246	71	73	1020	13.8
Mutombo	82	2917	399	743	.537	303	452	.670	932	82	254	34	277	1101	13.4
Blaylock	70	2700	368	938	.392	95	134	.709	341	469	122	183	21	921	13.2
Corbin	79	2699	328	747	.439	101	128	.789	362	173	197	105	7	806	10.3
Recasner	59	1454	206	452	.456	74	79	.937	142	117	94	41	1	548	9.2
Gray	30	472	77	202	.381	55	65	.846	45	34	73	15	11	227	7.6
Daniels (TOT)	6	82	12	29	.414	8	10	.800	7	4	4	3	2	34	5.7
Brown	77	1202	161	372	.433	63	87	.724	183	55	100	23	13	387	5.0
Crawford	40	256	46	110	.418	57	68	.838	41	9	27	12	7	150	3.8
Oliver	5	61	7	19	.368	1	4	.250	9	2	4	1	0	15	3.0
Miller	37	228	29	52	.558	21	39	.538	70	3	41	15	3	79	2.1
Barry	27	256	18	38	.474	11	13	.846	35	49	28	10	1	56	2.1
Anderson	50	398	36	81	.444	16	41	.390	118	15	85	19	10	88	1.8
Livingston	12	82	3	12	.250	4	5	.800	6	5	6	7	2	10	0.8
Whiteside	3	16	1	2	.500	0	2	.000	1	1	0	0	0	2	0.7

3-pt. field goals: Atlanta 337-1016 (.332) - Smith 97-276 (.351), Henderson 3-6 (.500), Laettner 6-27 (.222), Blaylock 90-334 (.269), Corbin 49-141 (.348), Recasner 62-148 (.419), Gray 18-46 (.391), Daniels 2-9 (.222), Brown 2-8 (.250), Crawford 1-3 (.333), Barry 9-21 (.429), Anderson 0-5 (.000), Whiteside 0-1 (.000). Opponents 348-1017 (.342).

RESULTS

(#, overtime; #2, double OT; #3, three OT; #4, four OT)

Date	Opponent	W/L	Atl.	Opp.	Record
10/31	at Orlando	W	105	99	1-0
11/1	(T) TORONTO	W	90	85	2-0
11/4	(D) DETROIT	W	82	71	3-0
11/5	at Philadelphia	W	93	88	4-0
11/7	(D) CHICAGO	W	80	78	5-0
11/8	(#) at Cleveland	W	99	97	6-0
11/11	(D) SEATTLE	W	89	86	7-0
11/12	at Indiana	W	89	86	8-0
11/14	(D) SACRAMENTO	W	104	103	9-0
11/16	(T) LA CLIPPERS	W	89	83	10-0
11/18	(D)(#) WASHINGTON	W	98	89	11-0
11/20	(D) NEW YORK	L	75	100	11-1
11/22	at Detroit	L	85	87	11-2
11/26	(#2) at Toronto	W	109	104	12-2
11/29	(D) CHARLOTTE	W	98	80	13-2
11/30	(D) SAN ANTONIO	W	108	96	14-2
12/2	at Dallas	W	112	79	15-2
12/4	at Houston	L	87	94	15-3
12/9	(T) MIAMI	L	81	97	15-4
12/11	at Phoenix	L	78	94	15-5
12/12	at LA Clippers	W	83	74	16-5
12/14	at Sacramento	W	93	89	17-5
12/15	at Portland	W	99	90	18-5
12/17	(D) CLEVELAND	W	94	83	19-5
12/19	(D) LA LAKERS	L	96	98	19-6
12/20	at Miami	L	92	99	19-7
12/22	(D) UTAH	L	99	101	19-8
12/26	(#) at Milwaukee	L	94	99	19-9
12/27	at Chicago	L	90	97	19-10
1/2	at LA Lakers	L	106	116	19-11
1/3	at Utah	L	82	97	19-12
1/7	at Golden State	W	106	86	20-12
1/9	(T) WASHINGTON	W	82	77	21-12
1/11	(#) at Washington	W	107	102	22-12
1/13	at New York	W	91	89	23-12
1/14	(T) DALLAS	W	108	82	24-12
1/16	(T) GOLDEN STATE	W	102</		

YEARLY RESULTS: 1998 - 99



31-19 OVERALL (16-9 at home, 15-10 on the road)

SEASON STATS

	G	Min	FGM	FGA	Pct	FTM	FTA	Pct	Reb	Asst	PF	Stl	Blk	Pts	Avg
Smith	36	1314	217	540	.402	191	225	.849	151	118	100	36	11	672	18.7
Blaylock	48	1763	247	651	.379	69	91	.758	224	278	61	99	9	640	13.3
Henderson	38	1142	187	423	.442	100	149	.671	250	28	96	33	19	474	12.5
Mutombo	50	1829	173	338	.512	195	285	.684	610	57	145	16	147	541	10.8
Ellis	20	539	80	190	.421	43	61	.705	109	18	48	8	7	204	10.2
Long	50	1380	151	359	.421	184	235	.783	296	53	143	57	16	489	9.8
Corbin	47	1066	131	335	.391	52	80	.650	145	43	74	31	7	352	7.5
Crawford	42	784	110	255	.431	57	70	.814	90	24	106	10	13	288	6.9
Johnson	49	885	91	225	.404	57	82	.695	75	107	67	35	7	244	5.0
Gray	30	337	53	182	.291	28	37	.757	28	12	30	12	1	146	4.9
McLeod	34	348	62	163	.380	37	45	.822	50	14	24	2	1	162	4.8
Sheppard	18	185	15	39	.385	8	13	.615	22	16	12	3	0	40	2.2
Williams	2	4	0	1	.000	3	4	.750	0	1	0	0	0	3	1.5
West	4	49	22	59	.373	16	45	.356	125	13	81	4	22	60	1.2

3-pt. field goals: Atlanta 197-644 (.306) - Smith 47-139 (.338), Blaylock 77-251 (.307), Henderson 0-1 (.000), Ellis 1-5 (.200), Long 3-18 (.167), Corbin 38-119 (.319), Crawford 11-33 (.333), Johnson 5-19 (.263), Gray 12-42 (.286), McLeod 1-10 (.100), Sheppard 2-7 (.286). Opponents 190-634 (.300).

RESULTS

(#, overtime; #2, double OT; #3, three OT; #4, four OT)

(D) at Georgia Dome, (T) at Georgia Tech

Date	Opponent	W/L	AtL	Opp.	Record
2/5	(D) CLEVELAND	W	100	83	1-0
2/6	(D) NEW JERSEY	W	111	106	2-0
2/7	at New Jersey	L	69	79	2-1
2/9	at Chicago	W	87	71	3-1
2/11	(T) CHARLOTTE	W	100	88	4-1
2/14	at Philadelphia	L	70	78	4-2
2/16	at Chicago	W	83	67	5-2
2/19	(T)# ORLANDO	L	94	99	5-3
2/20	at Philadelphia	W	76	69	6-3
2/22	(T) CHICAGO	L	68	77	6-4
2/23	at Dallas	L	85	89	6-5
2/25	at Houston	W	93	87	7-5
2/27	at LA Clippers	W	103	74	8-5
3/1	at Orlando	L	67	70	8-6
3/2	(T) WASHINGTON	L	77	97	8-7
3/4	(T) TORONTO	L	77	86	8-8
3/8	at Orlando	W	114	110	9-8
3/10	at Miami	L	77	88	9-9
3/11	(T) BOSTON	W	99	85	10-9
3/13	(T) TORONTO	W	86	75	11-9
3/14	at Detroit	W	85	72	12-9
3/16	at Indiana	W	85	79	13-9
3/17	(D) MIAMI	L	85	86	13-10
3/19	(D) PHOENIX	W	93	85	14-10
3/20	(D) MILWAUKEE	L	77	83	14-11
3/22	at New York	W	80	71	15-11
3/24	(D) INDIANA	W	103	102	16-11
3/26	(D) CHICAGO	W	93	81	17-11
3/27	(D)# PHILADELPHIA	W	103	99	18-11
3/29	at Indiana	W	83	82	19-11
3/30	(D) DETROIT	L	77	93	19-12

Date	Opponent	W/L	AtL	Opp.	Record
4/1	at New Jersey	L	85	90	19-13
4/2	(T) VANCOUVER	W	84	81	20-13
4/4	(T) CHARLOTTE	W	85	83	21-13
4/5	at Charlotte	W	77	71	22-13
4/7	at Detroit	L	82	89	22-14
4/9	(D) NEW YORK	L	78	86	22-15
4/10	at Cleveland	L	67	81	22-16
4/13	at Milwaukee	L	84	91	22-17
4/14	at Boston	W	77	70	23-17
4/16	(D) ORLANDO	W	91	79	24-17
4/20	at Toronto	W	103	81	25-17
4/22	(T) BOSTON	W	106	94	26-17
4/23	at Washington	W	89	78	27-17
4/25	(T) MILWAUKEE	W	85	70	28-17
4/28	(D) NEW YORK	W	76	73	29-17
4/30	(D)# INDIANA	L	90	92	29-18
5/2	at Cleveland	W	76	65	30-18
5/4	at Miami	L	79	93	30-19
5/5	(D) WASHINGTON	W	100	92	31-19

ATLANTA
Most points: 114 at Orlando (3/8)
Least points: 67 (two times)

OPPONENT
Most points: 110 (Orlando, 3/8)
Least points: 65 (Cleveland, 5/2)

YEARLY RESULTS: 1999 - 2000



28-54 OVERALL (21-20 at home, 7-34 on the road)

SEASON STATS

	G	Min	FGM	FGA	Pct	FTM	FTA	Pct	Reb	Asst	PF	Stl	Blk	Pts	Avg
Rider	60	2084	449	1072	.419	204	260	.785	258	219	132	41	6	1158	19.3
Jackson	79	2767	507	1235	.411	186	212	.877	394	230	167	57	10	1317	16.7
Henderson	82	2775	429	930	.461	224	334	.671	571	77	233	81	54	1083	13.2
Mutombo	82	2984	322	573	.562	298	421	.708	1157	105	248	27	269	942	11.5
Ellis	58	1309	209	464	.450	66	95	.695	290	59	133	32	25	487	8.4
Terry	81	1888	249	600	.415	113	140	.807	166	346	133	90	10	657	8.1
Coles	80	1924	276	607	.455	85	104	.817	172	290	178	58	11	645	8.1
McLeod	44	860	131	332	.395	54	70	.771	138	52	84	16	5	318	7.2
Glover	30	446	66	171	.386	51	70	.729	38	27	28	15	4	195	6.5
Wright	75	1205	180	361	.499	87	135	.644	305	21	203	29	40	448	6.0
Crawford	55	668	91	229	.397	63	81	.778	99	33	83	17	16	252	4.6
Bowdler	46	423	49	115	.426	24	38	.632	85	14	46	14	9	122	2.7
Barry (TOT)	16	159	15	33	.455	4	5	.800	12	33	23	2	0	41	2.6
Barry (ATL)	8	74	6	15	.400	3	3	1.000	4	16	9	0	0	19	2.4
Johnson	38	423	36	103	.350	19	24	.792	39	59	41	23	2	92	2.4

3-pt. field goals: Atlanta 258-814 (.317) - Rider 56-180 (.311), Jackson 117-303 (.386), Henderson 1-10 (.100), Ellis 3-21 (.143), Terry 46-157 (.293), Coles 8-39 (.205), McLeod 2-13 (.154), Glover 12-45 (.267), Wright 1-3 (.333), Crawford 7-27 (.259), Bowdler 0-1 (.000), Barry 7-18 (.389), Johnson 1-6 (.167). Opponents 373-1015 (.367).

RESULTS

(#, overtime; #2, double OT; #3, three OT; #4, four OT)

Date	Opponent	W/L	AtL	Opp.	Record
11/2	at Washington	L	87	94	0-1
11/4	MILWAUKEE	L	109	119	0-2
11/6	CHICAGO	W	113	97	1-2
11/8	at Denver	L	100	115	1-3
11/10	(#) at Vancouver	L	97	102	1-4
11/13	at Portland	L	95	131	1-5
11/14	at LA Lakers	L	88	95	1-6
11/16	CHARLOTTE	W	103	98	2-6
11/19	at Indiana	W	105	99	3-6
11/20	ORLANDO	L	103	107	3-7
11/23	MIAMI	W	113	106	4-7
11/24	at Miami	L	91	93	4-8
11/26	at Detroit	L	91	93	4-9
11/27	BOSTON	W	94	84	5-9
11/30	at Toronto	W	107	89	6-9
12/2	SACRAMENTO	W	110	100	7-9
12/4	DETROIT	W	112	110	8-9
12/8	LA CLIPPERS	W	99	81	9-9
12/10	GOLDEN STATE	L	99	107	9-10
12/11	at Cleveland	L	116	127	9-11
12/14	MINNESOTA	W	105	94	10-11
12/16	LA LAKERS	L	88	95	10-12
12/18	UTAH	L	96	106	10-13
12/19	at New Jersey	L	88	96	10-14
12/22	at Boston	L	81	98	10-15
12/23	CLEVELAND	W	108	90	11-15
12/27	at Charlotte	L	104	108	11-16
12/29	INDIANA	L	89	116	11-17
12/30	(#) at Detroit	L	105	106	11-18
1/4	at Milwaukee	L	113	116	11-19
1/5	DETROIT	L	108	120	11-20
1/7	TORONTO	W	105	97	12-20
1/8	at Dallas	L	85	95	12-21
1/14	at Chicago	W	89	83	13-21
1/15	PHILADELPHIA	L	98	101	13-22
1/17	MILWAUKEE	L	101	107	13-23
1/19	at Philadelphia	L	89	107	13-24
1/21	at Miami	L	79	101	13-25
1/22	WASHINGTON	W	111	93	14-25
1/25	CHICAGO	W	96	89	15-25
1/28	(#) NEW YORK	W	98	96	16-25
1/29	(#) at Orlando	L	87	103	16-26

Date	Opponent	W/L	AtL	Opp.	Record
2/2	at New Jersey	W	97	89	17-26
2/4	PORTLAND	L	90	97	17-27
2/5	at Cleveland	W	102	94	18-27
2/8	at Toronto	L	88	109	18-28
2/9	HOUSTON	W	116	100	19-28
ALL-STAR BREAK					
2/15	NEW JERSEY	W	103	86	20-28
2/18	at Phoenix	L	73	85	20-29
2/21	at Utah	L	94	96	20-30
2/23	at Sacramento	W	100	94	21-30
2/25	at Seattle	W	95	87	22-30
2/26	at LA Clippers	L	77	78	22-31
2/28	at Golden State	L	75	80	22-32
3/1	WASHINGTON	L	83	102	22-33
3/3	NEW YORK	W	83	70	23-33
3/4	SEATTLE	L	81	93	23-34
3/6	at Milwaukee	L	78	111	23-35
3/7	at Chicago	L	82	89	23-36
3/9	SAN ANTONIO	L	79	105	23-37
3/11	VANCOUVER	W	91	86	24-37
3/14	at San Antonio	L	79	94	24-38
3/15	INDIANA	L	107	113	24-39
3/17	BOSTON	L	90	114	24-40
3/19	DALLAS	L	85	89	24-41
3/21	MIAMI	W	82	77	25-41
3/22	at Orlando	L	90	103	25-42
3/24	at New York	L	83	95	25-43
3/25	CHARLOTTE	L	70	86	25-44
3/28	DENVER	W	116	111	26-44
3/30	PHOENIX	L	74	118	26-45

4/1	at Houston	L	93	115	26-46
4/4	(#) at Minnesota	L	76	86	26-47
4/5	at Philadelphia	L	86	107	26-48
4/7	TORONTO	L	84	104	26-49
4/8	at Washington	L	98	108	26-50
4/10	at Boston	L	94	99	26-51
4/12	at Charlotte	L	87	119	26-52
4/14	PHILADELPHIA	L	92	104	26-53
4/16	CLEVELAND	W			

YEARLY RESULTS: 2000 - 01

25-57 OVERALL (18-23 at home, 7-34 on the road)



SEASON STATS

	G	Min	FGM	FGA	Pct	FTM	FTA	Pct	Reb	Asst	PF	Stl	Blk	Pts	Avg
Terry	82	3089	596	1367	.436	303	358	.846	269	403	204	104	12	1619	19.7
Jackson	71	550	77	217	.355	73	95	.859	79	50	42	19	4	243	14.3
Ratliff (TOT)	50	1800	228	457	.499	165	217	.760	413	58	165	30	187	621	12.4
Wright	71	1988	363	811	.448	155	216	.718	535	87	232	42	63	881	12.4
Kukoc (TOT)	65	1597	275	582	.473	101	160	.631	259	199	98	48	11	721	11.1
Kukoc (ATL)	17	618	124	252	.492	49	72	.681	97	106	36	13	5	335	19.7
Henderson	73	1810	298	671	.444	173	271	.638	180	50	164	51	29	769	10.5
McLeod	34	907	144	330	.436	45	51	.882	118	58	86	23	8	335	9.9
Mutombo	49	1716	169	354	.477	107	154	.695	693	54	139	20	137	445	9.1
Mohammed (TOT)	58	912	176	369	.477	89	126	.706	307	19	113	29	35	441	7.6
Moham. (ATL)	28	716	135	281	.480	75	98	.765	252	17	73	23	28	345	12.3
Crawford	47	901	122	270	.452	68	83	.819	110	37	117	21	16	318	6.8
Maloney	55	1403	146	348	.420	26	34	.765	117	154	94	56	5	369	6.7
Knight (TOT)	53	1457	139	371	.375	54	66	.818	168	111	155	101	4	333	6.3
Knight (ATL)	47	1364	137	356	.385	49	60	.817	161	286	138	95	3	324	6.9
Glover	57	929	141	336	.420	47	69	.691	131	69	92	49	10	338	5.9
Robinson (TOT)	24	632	67	184	.364	21	24	.875	87	36	46	28	2	199	5.9
Robinson (ATL)	33	631	67	184	.364	21	24	.875	87	36	46	28	2	199	6.0
D. Johnson	78	1313	146	390	.374	64	87	.736	178	64	134	43	30	397	5.1
Mottola	73	989	123	277	.444	73	90	.811	174	25	163	11	9	319	4.4
Bowdler	44	375	53	114	.465	33	40	.825	77	4	45	10	21	140	3.2
Smith	6	78	8	23	.348	1	2	.500	3	10	12	7	0	17	2.8
A. Johnson	25	279	26	71	.366	12	17	.706	23	34	41	17	5	64	2.6
Miller	2	6	1	2	.500	0	0	—	2	0	0	0	0	2	1.0
Bowman	3	19	0	2	.000	0	0	—	3	7	0	0	0	0	0.0
Colson	3	14	0	5	.000	0	0	—	3	3	0	0	0	0	0.0
Panko	1	1	0	0	—	0	0	—	0	0	0	0	0	0	0.0
Sanchez	5	34	0	7	.000	0	0	—	1	5	3	2	0	0	0.0

3-pt. field goals: Atlanta 333-933 (.357) - Terry 124-314 (.395), Jackson 16-38 (.421), Wright 0-2 (.000), Kukoc 38-79 (.481), Henderson 0-1 (.000), McLeod 2-21 (.095), Mohammed 0-1 (.000), Crawford 6-22 (.273), Maloney 51-142 (.359), Knight 1-10 (.100), Glover 9-46 (.196), Robinson 44-116 (.379), D. Johnson 41-127 (.323), Mottola 0-3 (.000), Bowdler 1-5 (.200), Smith 0-2 (.000), A. Johnson 0-3 (.000), Colson 0-1 (.000), Opponents 396-1080 (.367).

RESULTS

Date	Opponent	W/L	Atl.	Opp.	Record
10/31	CHARLOTTE	L	82	106	0-1
11/2	at New York	L	69	94	0-2
11/4	ORLANDO	L	104	107	0-3
11/6	at Vancouver	L	87	97	0-4
11/7	at Portland	L	88	97	0-5
11/9	at Phoenix	L	79	88	0-6
11/10	at LA Clippers	L	106	115	0-7
11/14	PORTLAND	W	99	97	1-7
11/15	at Milwaukee	L	74	84	1-8
11/17	at Boston	L	99	106	1-9
11/18	MINNESOTA	L	84	94	1-10
11/22	NEW YORK	W	78	74	2-10
11/24	PHILADELPHIA	L	67	76	2-11
11/25	at Orlando	L	92	114	2-12
11/28	at Washington	W	102	75	3-12
11/30	CHICAGO	L	82	91	3-13
12/2	MILWAUKEE	W	101	94	4-13
12/5	MIAMI	L	92	100	4-14
12/8	at Miami	L	76	80	4-15
12/9	at Cleveland	L	90	97	4-16
12/12	SACRAMENTO	W	107	99	5-16
12/13	at Detroit	L	69	92	5-17
12/15	at Chicago	W	85	74	6-17
12/16	NEW JERSEY	L	83	89	6-18
12/19	NEW YORK	W	87	77	7-18
12/22	at Toronto	W	78	72	8-18
12/23	INDIANA	W	91	87	9-18
12/26	at New Jersey	W	81	76	10-18
12/28	at Minnesota	L	81	88	10-19
12/29	CLEVELAND	L	85	97	10-20
1/2	BOSTON	W	92	81	11-20
1/3	at Philadelphia	L	80	98	11-21
1/6	ORLANDO	W	83	82	12-21
1/9	SEATTLE	L	86	95	12-22
1/11	GOLDEN STATE	W	107	96	13-22
1/13	LA CLIPPERS	W	108	88	14-22
1/15	NEW JERSEY	L	78	84	14-23
1/18	at Indiana	L	76	84	14-24
1/21	at Washington	L	90	94	14-25
1/23	at Boston	L	82	83	14-26
1/26	WASHINGTON	L	99	106	14-27

(#, overtime; #2, double OT; #3, three OT; #4, four OT)

Date	Opponent	W/L	Atl.	Opp.	Record
1/27	at Cleveland	W	101	90	15-27
1/29	PHOENIX	L	82	95	15-28
1/31	TORONTO	W	102	97	16-28
2/2	MIAMI	L	80	91	16-29
2/3	at Orlando	L	84	96	16-30
2/5	DALLAS	L	81	91	16-31
2/6	at New Jersey	L	84	90	16-32
2/8	at Charlotte	L	84	101	16-33
ALL-STAR BREAK					
2/13	at Chicago	L	92	96	16-34
2/14	MILWAUKEE	L	98	102	16-35
2/17	at Seattle	W	101	94	17-35
2/18	at Golden State	W	98	91	18-35
2/20	at Sacramento	L	80	94	18-36
2/23	at LA Lakers	L	106	113	18-37
2/24	at Denver	L	82	95	18-38
2/26	at Utah	L	82	99	18-39
2/28	TORONTO	L	88	95	18-40
3/2	CHARLOTTE	L	99	105	18-41
3/3	at San Antonio	L	95	124	18-42
3/5	UTAH	L	102	109	18-43
3/7	HOUSTON	L	98	104	18-44
3/9	at Philadelphia	L	103	108	18-45
3/10	CHICAGO	W	93	90	19-45
3/13	VANCOUVER	W	109	99	20-45
3/16	at Indiana	L	97	103	20-46
3/17	DETROIT	L	90	106	20-47
3/19	LA LAKERS	W	108	106	21-47
3/22	SAN ANTONIO	L	101	115	21-48
3/23	at Toronto	L	86	112	21-49
3/25	at Milwaukee	L	98	105	21-50
3/27	(#) BOSTON	L	112	115	21-51
3/29	INDIANA	W	104	93	22-51
3/31	DENVER	W	99	88	23-51
4/5	at Dallas	L	94	108	23-52
4/7	at Houston	L	97	110	23-53
4/9	at Detroit	L	69	81	23-54
4/11	CLEVELAND	W	107	102	24-54
4/13	at New York	L	65	101	24-55
4/14	(#) DETROIT	L	124	129	24-56
4/16	at Charlotte	L	83	106	24-57
4/17	WASHINGTON	W	122	119	25-57

ATLANTA
Most points: 124 vs. Detroit (4/14)
Least points: 65 at New York (4/13)

OPPONENT
Most points: 129 (Detroit, 4/14)
Least points: 72 (Toronto, 12/22)

YEARLY RESULTS: 2001 - 02

33-49 OVERALL (23-18 at home, 10-31 on the road)



SEASON STATS

	G	Min	FGM	FGA	Pct	FTM	FTA	Pct	Reb	Asst	PF	Stl	Blk	Pts	Avg
Abdur-Rahim	77	2980	598	1297	.461	419	523	.801	696	239	214	98	81	1636	21.2
Terry	78	2967	524	1219	.430	284	340	.835	270	444	156	144	13	1504	19.3
Kukoc	59	1494	211	504	.419	109	153	.712	218	210	91	48	17	584	9.9
Mohammed	82	2168	329	713	.461	137	222	.617	651	33	252	63	61	795	9.7
Glover	55	1156	192	456	.421	78	103	.757	169	84	89	45	14	492	8.9
Ratliff	3	82	10	20	.500	6	11	.545	16	1	8	1	8	26	8.7
Johnson	72	1277	214	540	.396	85	105	.810	247	81	163	62	56	602	8.4
Newble	42	1273	131	263	.498	75	88	.852	222	45	117	38	20	338	8.0
Crawford	7	131	21	45	.467	11	15	.733	25	5	21	2	5	53	7.6
Davis	28	774	70	198	.354	16	18	.889	74	68	68	27	5	185	6.6
Vaughn	82	1856	206	438	.470	104	126	.825	168	349	183	65	2	540	6.6
Henderson	26	422	59	116	.509	24	45	.533	97	11	40	11	15	143	5.5
Mottola	82	1371	169	384	.440	57	76	.750	268	50	174	20	19	396	4.8
Strickland	46	654	91	204	.446	25	44	.568	131	20	48	19	17	208	4.5
Bowdler	52	585	61	174	.351	39	47	.830	110	11	64	18	15	162	3.1
Smith	14	100	10	26	.385	11	17	.647	31	3	12	5	1	31	2.2

3-pt. field goals: Atlanta 423-1194 (.354) - Abdur-Rahim 21-70 (.300), Terry 172-444 (.387), Kukoc 53-171 (.310), Mohammed 0-1 (.000), Glover 30-91 (.330), Johnson 89-247 (.360), Newble 1-7 (.143), Crawford 0-1 (.000), Davis 29-85 (.341), Vaughn 24-54 (.444), Henderson 1-1 (.000), Mottola 1-13 (.077), Strickland 1-4 (.250), Bowdler 1-5 (.200), Opponents 472-1329 (.355).

RESULTS

Date	Opponent	W/L	Atl.	Opp.	Record
10/30	(#) at Houston	L	84	89	0-1
11/1	WASHINGTON	L	88	98	0-2
11/3	MIAMI	W	90	83	1-2
11/5	at LA Clippers	L	86	109	1-3
11/7	at Utah	L	89	96	1-4
11/8	at Phoenix	L	80	108	1-5
11/10	at San Antonio	L	88	110	1-6
11/14	UTAH	W	111	79	2-6
11/16	at Philadelphia	L	78	98	2-7
11/17	BOSTON	W	112	103	3-7
11/20	at Indiana	L	102	106	3-8
11/21	at Boston	W	92	85	4-8
11/23	DETROIT	W	106	99	5-8
11/24	at Milwaukee	L	88	95	5-9
11/26	at New York	L	83	88	5-10
11/28	NEW YORK	L	100		

YEARLY RESULTS: 2002 - 03

35-47 OVERALL (26-15 at home, 9-32 on the road)



SEASON STATS

	G	Min	FGM	FGA	Pct	FTM	FTA	Pct	Reb	Asst	PF	Stl	Blk	Pts	Avg
Robinson	69	2591	539	1248	.432	268	306	.876	457	205	183	91	26	1436	20.8
Abdur-Rahim	81	3087	566	1183	.478	455	541	.841	677	242	240	76	38	1608	19.9
Terry	81	3081	488	1141	.428	259	292	.887	279	600	175	126	14	1395	17.2
Glover	76	1890	277	648	.427	127	162	.784	282	141	146	71	15	737	9.7
Ratliff	81	2518	276	595	.464	154	214	.720	607	73	271	56	262	706	8.7
Newble	73	1931	231	467	.495	70	90	.778	271	99	174	50	26	564	7.7
Wilks	15	364	29	81	.358	21	29	.724	41	42	38	16	1	85	5.7
Henderson	82	1494	153	327	.468	88	138	.638	398	41	168	33	32	394	4.8
Crawford	5	38	8	13	.615	7	8	.875	7	1	7	2	3	24	4.8
Mohammed	35	445	67	159	.421	26	41	.634	129	6	79	16	21	160	4.6
Benjamin	9	152	13	43	.302	12	16	.750	31	10	20	1	2	40	4.4
Davis	24	340	32	88	.364	17	22	.773	43	36	28	12	2	88	3.7
Dickau	50	515	70	170	.412	21	26	.808	43	85	66	14	2	183	3.7
Ham	75	926	71	159	.447	38	79	.481	153	38	127	16	19	180	2.4
Jackson (TOT)	53	559	40	110	.364	40	55	.727	57	74	51	19	6	121	2.3
Jackson (ATL)	29	273	19	42	.452	17	28	.607	32	35	27	10	3	55	1.9
Moore (TOT)	8	43	5	13	.385	8	10	.800	8	3	7	0	4	18	2.3
Moore (ATL)	5	31	5	12	.417	8	10	.800	7	3	1	0	2	18	3.6
Maloney	14	103	8	25	.320	3	5	.600	7	17	9	4	0	24	1.7
Harvey	4	32	2	5	.400	0	0	—	6	0	7	1	4	4	1.0
McCaskill	11	70	4	17	.235	3	4	.750	22	5	13	3	1	11	1.0
Williams	6	19	1	7	.143	0	0	—	2	0	4	2	0	2	0.3
Shirley	2	5	0	4	.000	0	0	—	1	0	0	0	0	0	0.0

3-pt. field goals: Atlanta 402-1141 (.352) - Robinson 90-263 (.342), Abdur-Rahim 21-60 (.350), Terry 160-431 (.371), Glover 56-158 (.354), Newble 32-84 (.381), Wilks 6-17 (.353), Henderson 0-2 (.000), Crawford 1-3 (.333), Benjamin 2-13 (.154), Davis 7-29 (.241), Dickau 22-61 (.361), Ham 0-3 (.000), Jackson 0-1 (.000), Maloney 5-15 (.333), Williams 0-1 (.000). Opponents 446-1243 (.359).

RESULTS

Date	Opponent	W/L	Atl.	Opp.	Record
10/30	at New Jersey	L	94	105	0-1
10/31	UTAH	W	105	98	1-1
11/2	CHICAGO	W	98	92	2-1
11/5	at Denver	W	103	87	3-1
11/6	at Phoenix	L	88	93	3-2
11/8	at Utah	L	97	110	3-3
11/10	at Sacramento	L	97	105	3-4
11/12	at L.A. Lakers	W	95	83	4-4
11/16	NEW ORLEANS	W	89	82	5-4
11/18	TORONTO	W	117	92	6-4
11/20	MINNESOTA	L	93	103	6-5
11/22	(#2) at Boston	L	99	105	6-6
11/23	BOSTON	L	99	109	6-7
11/26	(#) SEATTLE	W	119	116	7-7
11/27	at New Orleans	L	94	106	7-8
11/29	(#) MIAMI	W	100	94	8-8
11/30	at Orlando	L	92	117	8-9
12/3	at New Jersey	L	72	87	8-10
12/5	MILWAUKEE	W	98	80	9-10
12/7	DETROIT	W	94	92	10-10
12/11	at Detroit	L	80	91	10-11
12/12	at Minnesota	L	95	113	10-12
12/14	PHOENIX	L	88	102	10-13
12/17	WASHINGTON	L	99	109	10-14
12/20	at Houston	L	82	101	10-15
12/21	PHILADELPHIA	W	79	77	11-15
12/23	at Indiana	L	97	112	11-16
12/27	SAN ANTONIO	W	87	79	12-16
12/28	at Washington	L	76	84	12-17
12/30	at Miami	L	84	93	12-18
1/1	MIAMI	L	73	107	12-19
1/4	DETROIT	L	86	90	12-20
1/6	NEW JERSEY	L	94	101	12-21
1/8	DALLAS	L	99	117	12-22
1/10	HOUSTON	W	84	75	13-22
1/11	NEW ORLEANS	W	87	80	14-22
1/14	at Milwaukee	L	88	97	14-23
1/15	at Boston	L	66	86	14-24
1/17	at San Antonio	L	93	106	14-25
1/18	NEW YORK	L	92	95	14-26
1/20	CHICAGO	L	102	115	14-27

(#, overtime; #2, double OT; #3, three OT; #4, four OT)

Date	Opponent	W/L	Atl.	Opp.	Record
1/22	(#2) PORTLAND	L	110	112	14-28
1/24	SACRAMENTO	W	115	104	15-28
1/25	(#) at Cleveland	W	102	101	16-28
1/28	at New York	L	98	103	16-29
1/29	at Philadelphia	W	97	83	17-29
1/31	CLEVELAND	W	96	91	18-29
2/2	ORLANDO	W	97	89	19-29
2/3	at Miami	L	79	99	19-30
ALL-STAR BREAK					
2/11	GOLDEN STATE	L	113	116	19-31
2/12	at Toronto	L	96	97	19-32
2/14	(#) at Indiana	L	97	98	19-33
2/16	INDIANA	W	99	86	20-33
2/18	at Dallas	W	79	105	20-34
2/22	at L.A. Clippers	L	89	87	21-34
2/23	at Golden State	L	83	115	21-35
2/25	at Portland	L	86	89	21-36
2/26	at Seattle	L	76	93	21-37
2/28	at Chicago	W	110	88	22-37
3/2	at Milwaukee	L	93	120	22-38
3/5	at Cleveland	W	111	105	24-38
3/8	TORONTO	W	98	107	24-39
3/10	L.A. CLIPPERS	W	95	86	25-39
3/12	MILWAUKEE	W	111	92	26-39
3/14	NEW YORK	W	107	104	27-39
3/16	at Memphis	L	92	124	27-40
3/18	at Chicago	L	78	103	27-41
3/19	at Toronto	L	86	87	27-42
3/21	at Philadelphia	W	114	105	28-42
3/22	INDIANA	W	92	89	29-42
3/25	L.A. LAKERS	L	91	108	29-43
3/26	(#) at Detroit	L	99	102	29-44
3/29	PHILADELPHIA	L	89	110	29-45
4/3	WASHINGTON	W	91	89	30-45
4/5	MEMPHIS	W	97	91	31-45
4/8	at New York	L	95	91	31-46
4/9	NEW JERSEY	W	97	92	32-46
4/11	CLEVELAND	W	109	89	33-46
4/12	at Washington	W	101	100	34-46
4/14	ORLANDO	W	100	86	35-46
4/16	at New Orleans	L	77	92	35-47

ATLANTA
Most points: 119 vs. Seattle (11/26)
Least points: 66 at Boston (1/15)

OPPONENT
Most points: 124 (Memphis, 3/16)
Least points: 75 (Houston, 1/10)

YEARLY RESULTS: 2003 - 04

28-54 OVERALL (18-23 at home, 10-31 on the road)



SEASON STATS

	G	Min	FGM	FGA	Pct	FTM	FTA	Pct	Reb	Asst	PF	Stl	Blk	Pts	Avg
Abdur-Rahim	53	1956	383	790	.485	294	334	.880	495	127	147	44	19	1065	20.1
Wallace	1	42	8	24	.333	3	3	1.000	6	2	0	1	5	20	20.0
Jackson	80	2940	536	1261	.425	233	297	.785	370	244	216	142	20	1450	18.1
Terry	81	3018	499	1196	.417	215	260	.827	336	437	192	124	16	1359	16.8
Collier	20	545	79	165	.479	67	85	.788	111	17	71	11	11	226	11.3
Crawford	56	1207	211	471	.448	103	119	.866	175	45	131	37	20	569	10.2
Glover	55	1465	205	524	.391	110	142	.775	237	115	106	40	17	556	10.1
Ratliff	53	1648	171	373	.458	96	147	.653	381	51	189	30	166	438	8.3
Sura (TOT)	80	1663	202	485	.416	171	226	.757	326	233	158	62	14	596	7.5
Sura (ATL)	27	956	131	312	.420	123	157	.783	223	144	72	25	5	397	14.7
Mohammed	53	938	138	280	.493	69	110	.627	267	20	113	22	27	345	6.5
Person (TOT)	58	1037	126	314	.401	31	39	.795	117	66	38	19	9	338	5.8
Person (ATL)	9	132	13	39	.333	6	6	1.000	25	5	5	3	1	40	4.4
Nailon	27	300	63	138	.457	16	19	.842	63	17	48	10	7	142	5.3
Diaw	76	1919	140	313	.447	56	93	.602	342	182	191	59	37	342	4.5
Henderson	6	68	10	21	.476	4	6	.667	21	2	1	1	2	24	4.0
Vaughn	71	1271	107	277	.386	53	68	.779	116	195	126	44	2	270	3.8
Rebraca (TOT)	24	273	34	77	.442	23	30	.767	58	6	52	5	11	91	3.8
Rebraca (ATL)	3	51	12	23	.522	1	2	.500	9	2	7	0	2	25	8.3
N'diaye (TOT)	28	366	27	69	.391	44	59	.746	112	0	59	8	25	98	3.5
N'diaye (ATL)	25	359	27	68	.397	44	59	.746	111	0	58	8	24	98	3.9
Hansen	41	507	46	130	.354	22	27	.815	70	19	67	10	9	123	3.0
Przybylla (TOT)	17	347	18	50	.360	13	31	.419	111	7	53	5	17	49	2.9
Przybylla (ATL)	12	314	18	50	.360	12	29	.414	101	4	48	5	17	48	4.0
Dickau	23	143	21	49	.429	4	6	.667	16	18	22	9	0	49	2.1
Fuller	4	43	3	8	.375	2	6	.333	11	2	5	0	1	8	2.0
Davis	4	23	2	5	.400	1	1	1.000	5	0	3	0	0	5	1.3
Bradley (TOT)	16	98	7	15	.467	1	2	.500	23	1	14	3	0	15	0.9
Bradley (ATL)	11	60	6	12	.500	0	0	—	12	0	8	2	0	12	1.1

3-pt. field goals: Atlanta 419-1249 (.335) - Abdur-Rahim 5-23 (.217), Wallace 1-6 (.167), Jackson 145-427 (.340), Terry 146-421 (.347), Collier 1-4 (.250), Crawford 44-113 (.389), Glover 36-105 (.343), Sura 12-43 (.279), Person 8-19 (.421), Vaughn 3-20 (.150), Hansen 9-30 (.300), Dickau 3-10 (.300), Davis 0-2 (.000). Opponents 482-1345 (.358).

RESULTS

YEARLY RESULTS: 2004 - 05

13-69 OVERALL (9-32 at home, 4-37 on the road)



SEASON STATS

	G	Min	FGM	FGA	Pct	FTM	FTA	Pct	Reb	Asst	PF	Stl	Blk	Pts	Avg
Walker	53	2128	420	1013	.415	157	294	.534	497	194	147	64	32	1082	20.4
Harrington	66	2550	453	986	.459	236	351	.672	461	208	249	85	16	1158	17.5
Deik	56	1340	246	591	.416	103	136	.757	130	104	123	47	3	667	11.9
Lue (TOT)	70	2007	295	654	.451	142	165	.861	149	322	168	33	0	787	11.2
Lue (ATL)	49	1528	247	532	.464	128	147	.871	109	264	120	25	0	662	13.5
Childress	80	2376	302	642	.470	190	231	.823	482	151	184	74	35	807	10.1
J. Smith	74	2050	274	602	.455	163	237	.688	457	127	157	59	144	715	9.7
Drobnjak	71	1435	238	543	.438	96	120	.800	238	49	138	42	24	597	8.4
Collier	70	942	174	376	.463	48	71	.676	184	18	147	15	13	402	5.7
Ekezie	42	732	79	182	.434	72	93	.774	179	11	129	22	12	230	5.5
Barry	16	275	31	77	.403	10	13	.769	21	28	28	14	2	83	5.2
Gugliotta (TOT)	47	966	99	241	.411	33	43	.767	191	68	104	41	17	239	5.1
Gugliotta (ATL)	27	748	88	204	.431	29	37	.784	148	56	81	32	13	213	7.9
Anderson	39	717	81	190	.426	27	37	.730	83	98	81	33	0	195	5.0
Diaw	66	1201	124	294	.422	57	77	.740	170	149	0	37	18	314	4.8
Ivey	62	809	85	198	.429	47	67	.701	84	103	140	39	7	220	3.5
D. Smith	38	433	44	113	.389	33	48	.688	52	39	50	23	5	127	3.3
Willis	29	344	35	90	.389	17	23	.739	76	9	53	8	7	87	3.0
Thomas (TOT)	11	117	12	20	.600	2	6	.333	37	4	13	4	4	26	2.4
Thomas (ATL)	2	5	1	2	.500	0	0	—	2	0	1	0	0	2	1.0
Stewart (TOT)	12	145	11	21	.524	3	7	.429	40	5	32	6	5	25	2.1
Stewart (ATL)	12	145	11	21	.524	3	7	.429	40	5	32	6	5	25	2.1
Miller	2	9	2	3	.667	0	0	—	1	1	2	1	0	4	2.0
McCoy	10	88	7	13	.538	1	5	.200	21	0	24	3	8	15	1.5

3-pt. field goals: Atlanta 304-973 (.312) - Walker 85-268 (.317), Deik 72-202 (.356), Lue 40-110 (.364), Drobnjak 25-71 (.352), Harrington 16-74 (.216), Childress 13-56 (.232), Barry 11-32 (.344), Diaw 9-50 (.180), Gugliotta 8-26 (.308), Anderson 6-13 (.462), Collier 6-14 (.429), D. Smith 6-22 (.273), J. Smith 4-23 (.174), Ivey 3-9 (.333), Willis 0-2 (.000), Ekezie 0-1 (.000), Opponents 467-1232 (.379).

RESULTS

Date	Opponent	W/L	Atl.	Opp.	Record
11/3	at Phoenix	L	82	112	0-1
11/5	at Seattle	L	85	106	0-2
11/7	at LA Lakers	L	90	106	0-3
11/9	CLEVELAND	L	79	93	0-4
11/12	at New Orleans	W	96	95	1-4
11/13	SAN ANTONIO	L	88	103	1-5
11/16	HOUSTON	W	88	84	2-5
11/17	at Indiana	L	86	93	2-6
11/20	UTAH	L	79	92	2-7
11/23	at New York	L	88	104	2-8
11/24	MIAMI	L	93	99	2-9
11/26	ORLANDO	L	99	117	2-10
11/27	at Charlotte	L	92	107	2-11
11/30	(#) NEW YORK	L	109	110	2-12
12/3	WASHINGTON	L	90	114	2-13
12/4	at New Jersey	L	88	109	2-14
12/6	PHILADELPHIA	W	96	92	3-14
12/8	MEMPHIS	L	89	97	3-15
12/10	at Detroit	W	88	72	4-15
12/11	NEW JERSEY	L	90	95	4-16
12/14	(#) INDIANA	L	97	108	4-17
12/15	at Houston	L	69	92	4-18
12/17	PORTLAND	L	84	100	4-19
12/18	at Dallas	L	68	90	4-20
12/22	DALLAS	W	113	100	5-20
12/27	at Miami	L	102	116	5-21
12/28	CLEVELAND	L	102	111	5-22
12/30	SEATTLE	L	79	94	5-23
1/2	at Washington	L	101	104	5-24
1/5	at Cleveland	L	85	101	5-25
1/7	SACRAMENTO	L	97	100	5-26
1/11	MILWAUKEE	W	103	80	6-26
1/14	at Boston	L	94	106	6-27
1/15	CHARLOTTE	W	103	95	7-27
1/17	NEW JERSEY	L	84	85	7-28
1/19	at Miami	L	92	111	7-29
1/21	at Chicago	L	85	95	7-30
1/22	BOSTON	W	100	96	8-30
1/24	CHICAGO	L	82	107	8-31
1/26	at Minnesota	L	87	104	8-32
1/28	MIAMI	L	96	106	8-33

(#, overtime; #2, double OT; #3, three OT; #4, four OT)

Date	Opponent	W/L	Atl.	Opp.	Record
1/29	at Memphis	L	83	84	8-34
1/31	ORLANDO	W	80	79	9-34
2/2	at Detroit	L	84	99	9-35
2/4	at Philadelphia	L	85	103	9-36
2/5	INDIANA	L	79	84	9-37
2/7	LA LAKERS	W	114	108	10-37
2/10	at Orlando	L	96	101	10-38
2/12	at Milwaukee	L	83	113	10-39
2/15	DENVER	L	96	100	10-40
2/16	at Cleveland	L	89	111	10-41
2/22	at Sacramento	L	104	114	10-42
2/23	at Golden State	L	96	101	10-43
2/25	at Portland	L	101	102	10-44
2/27	at LA Clippers	L	104	111	10-45
3/1	at Denver	L	74	97	10-46
3/2	at Utah	L	74	96	10-47
3/5	PHILADELPHIA	L	97	98	10-48
3/8	at Milwaukee	L	101	105	10-49
3/9	at Boston	L	91	95	10-50
3/11	(#) at Toronto	W	116	112	11-50
3/12	GOLDEN STATE	L	92	105	11-51
3/14	(#) DETROIT	L	108	114	11-52
3/16	WASHINGTON	L	93	122	11-53
3/18	NEW YORK	L	92	106	11-54
3/21	at Chicago	L	91	105	11-55
3/22	PHOENIX	L	94	105	11-56
3/25	at San Antonio	L	95	111	11-57
3/26	TORONTO	L	104	109	11-58
3/28	at Orlando	L	102	109	11-59
3/30	at Washington	L	99	102	11-60
4/1	BOSTON	L	100	116	11-61
4/3	LA CLIPPERS	L	91	111	11-62
4/5	NEW ORLEANS	L	86	96	11-63
4/8	(#) at Toronto	L	101	109	11-64
4/9	MINNESOTA	W	105	98	12-64
4/11	(#) CHARLOTTE	L	105	110	12-65
4/13	at Charlotte	L	84	105	12-66
4/16	CHICAGO	L	105	114	12-67
4/17	(#) at New York	W	139	135	13-67
4/19	DETROIT	L	68	95	13-68
4/20	at Philadelphia	L	86	110	13-69

ATLANTA
Most points: 139 at New York (4/17)
Least points: 68 (two times)

OPPONENT
Most points: 135 (New York, 4/17)
Least points: 72 (Detroit, 12/10)

YEARLY RESULTS: 2005 - 06

26-56 OVERALL (18-23 at home, 8-33 on the road)



SEASON STATS

	G	Min	FGM	FGA	Pct	FTM	FTA	Pct	Reb	Asst	PF	Stl	Blk	Pts	Avg
Johnson	82	3340	632	1395	.453	261	330	.791	335	536	187	103	31	1653	20.2
Harrington	76	2782	551	1220	.452	243	350	.694	523	238	301	85	14	1411	18.6
Pachulia	78	2452	307	681	.451	297	404	.735	613	129	286	89	39	911	11.7
J. Smith	80	2559	329	774	.425	210	292	.719	531	191	260	64	208	902	11.3
Lue	51	1234	192	418	.459	118	138	.855	82	157	113	26	3	560	11.0
Childress	74	2249	278	504	.552	154	201	.766	387	131	184	86	39	742	10.0
Stoudamire	61	1236	204	492	.415	99	110	.900	116	75	118	27	3	589	9.7
Williams	79	1952	235	531	.443	189	253	.747	383	63	227	48	24	672	8.5
Grundy	12	108	19	38	.500	9	14	.643	17	9	14	7	0	52	4.3
Ivey	73	978	116	264	.439	24	33	.727	96	74	147	24	7	260	3.6
Deik	1	7	0	1	.000	2	2	1.000	2	0	0	0	0	2	2.0
Batista	57	495	34	80	.425	33	53	.623	144	7	111	15	11	101	1.8
Edwards	40	296	31	64	.484	8	11	.727	48	5	76	3	15	70	1.8
D. Smith	23	127	15	27	.556	6	12	.500	14	9	20	8	0	38	1.7
Thomas	11	66	3	7	.429	3	4	.750	10	1	10	2	0	9	0.8

3-pt. field goals: Atlanta 424-1154 (.367) - Johnson 128-360 (.356), Stoudamire 82-216 (.380), Harrington 66-191 (.346), Lue 58-127 (.457), J. Smith 34-110 (.309), Childress 32-65 (.492), Williams 13-53 (.245), Grundy 5-15 (.333), Ivey 4-10 (.400), D. Smith 2-4 (.500), Pachulia 0-2 (.000), Batista 0-1 (.000), Opponents 444-1205 (.368).

RESULTS

Date	Opponent	W/L	Atl.	Opp.	Record
11/2	at Golden State	L	97	122	0-1
11/4	at LA Clippers	L	77	92	0-2
11/5	at Portland	L	93	94	0-3
11/8	LA LAKERS	L	97	103	0-4
11/10	LA CLIPPERS	L	95	102	0-5
11/12	MEMPHIS	L	84	85	0-6
11/15	at San Antonio	L	79	103	0-7
11/17	at Dallas	L	78	87	0-8
11/18	at NOK	L	92	95	0-9
11/23	BOSTON	W	120	117	1-9
11/25	at Indiana	W	87	85	2-9
11/27	PORTLAND	L	75	77	2-10
11/29	at Houston	L	85	100	2-11
11/30	MIAMI	L	74	96	2-12
12/2	TORONTO	L	101	102	2-13
12/4	at Phoenix	L	94	112	2-14
12/6	at Denver	L	116	125	2-15
12/7	at Utah	L	83	95	2-16
12/10	SAN ANTONIO	W	94	84	3-16
12/13	at Cleveland	W	100	94	4-16
12/14	at Philadelphia	L	101	106	4-17
12/16	NEW YORK	W	122	111	5-17
12/18	(#) DENVER	W	110	107	6-17
12/20	at Miami	L	92	111	6-18
12/23	PHILADELPHIA	W	111	108	7-18
12/27	CHARLOTTE	L	90	93	7-19
12/28	at Toronto	L	102	108	7-20
12/30	at New Jersey	L	91	99	7-21
1/3	TOR				

YEARLY RESULTS: 2006 - 07

30-52 OVERALL (18-23 at home, 12-29 on the road)



SEASON STATS

	G	Min	FGM	FGA	Pct	FTM	FTA	Pct	Reb	Asst	PF	Stl	Blk	Pts	Avg
J. Johnson	57	2359	536	1139	.471	235	314	.748	239	249	115	60	11	1426	25.0
Smith	72	2647	436	993	.439	268	387	.693	621	236	241	101	207	1178	16.4
M. Williams	64	2179	306	706	.433	216	265	.815	337	121	191	52	30	839	13.1
Childress	55	2024	261	618	.424	167	210	.795	340	127	118	58	36	715	13.0
Pachulia	72	2026	291	614	.474	293	373	.786	500	106	267	77	36	875	12.2
Lue	56	1488	218	524	.416	144	163	.883	104	201	101	24	0	636	11.4
Stoudamire	61	1034	177	425	.416	61	68	.897	74	61	88	21	2	471	7.7
S. Williams	81	1514	166	365	.455	110	144	.764	435	44	199	52	39	444	5.5
A. Johnson (TOT)67	1300	142	343	.414	46	61	.754	101	201	119	33	3	355	5.3	
A. Johnson (ATL)27	739	82	197	.416	25	32	.781	53	123	51	17	2	203	7.5	
Claxton	42	1054	91	278	.327	33	60	.550	81	185	131	72	4	221	5.3
Jones	58	666	65	128	.508	59	75	.787	136	11	124	11	42	189	3.3
Medvedenko	14	81	12	29	.414	17	20	.850	14	2	16	0	2	42	3.0
Ivey	53	539	64	143	.448	24	35	.686	51	45	62	24	4	157	3.0
Thompson	6	50	6	15	.400	5	6	.833	8	2	2	0	0	17	2.8
Wright	67	1035	82	183	.448	9	32	.281	216	40	204	28	28	173	2.6
Freije	19	147	16	54	.296	5	6	.833	24	7	13	3	1	40	2.1
Richardson	5	19	3	6	.500	0	0	---	2	0	2	1	0	8	1.6
Batista	13	81	8	16	.500	4	7	.571	30	4	13	3	0	20	1.5
Bozeman	23	199	11	39	.282	2	6	.333	23	9	32	5	2	26	1.1

3-pt. field goals: Atlanta 341-1038 (.329) - J. Johnson 119-312 (.381), Stoudamire 56-155 (.361), Lue 56-161 (.348), Smith 38-152 (.250), Childress 26-77 (.338), A. Johnson 14-44 (.318), M. Williams 11-45 (.244), Claxton 6-28 (.214), Ivey 5-16 (.313), Freije 3-22 (.136), Richardson 2-3 (.667), S. Williams 2-4 (.500), Bozeman 2-13 (.154), Medvedenko 1-2 (.500). Opponents 465-1236 (.376).

RESULTS

Date	Opponent	W/L	Atl.	Opp.	Record
11/1	at Philadelphia	L	75	88	0-1
11/3	NEW YORK	W	102	92	1-1
11/5	ORLANDO	W	95	82	2-1
11/7	(#) at Cleveland	W	104	95	3-1
11/10	at Toronto	W	111	102	4-1
11/11	(#) SEATTLE	L	112	113	4-2
11/14	MILWAUKEE	L	101	103	4-3
11/18	(#) MIAMI	L	88	93	4-4
11/22	at Detroit	L	98	103	4-5
11/24	TORONTO	W	97	93	5-5
11/25	at Orlando	L	79	98	5-6
11/28	at Washington	L	95	96	5-7
11/29	CHARLOTTE	W	99	90	6-7
12/1	CLEVELAND	L	95	106	6-8
12/3	at Portland	W	107	96	7-8
12/5	at Seattle	L	87	102	7-9
12/6	at Denver	W	98	96	8-9
12/8	at LA Lakers	L	95	106	8-10
12/10	at Sacramento	L	92	117	8-11
12/12	DENVER	L	87	100	8-12
12/13	at New York	L	82	94	8-13
12/15	at Memphis	W	97	88	9-13
12/16	(#) CHICAGO	L	104	106	9-14
12/20	UTAH	L	106	112	9-15
12/22	INDIANA	L	90	100	9-16
12/23	at Detroit	L	81	108	9-17
12/27	CLEVELAND	L	76	89	9-18
12/29	at Houston	L	68	94	9-19
12/31	at San Antonio	L	81	95	9-20
1/5	at Toronto	L	92	105	9-21
1/6	LA CLIPPERS	W	86	74	10-21
1/9	at Indiana	L	72	91	10-22
1/10	NOK	L	77	96	10-23
1/12	DETROIT	W	99	93	11-23
1/15	BOSTON	W	100	96	12-23
1/17	at Minnesota	W	105	88	13-23
1/19	CHARLOTTE	L	75	96	13-24
1/20	at Charlotte	L	85	104	13-25
1/23	at Chicago	L	86	94	13-26
1/24	at Boston	W	82	76	14-26
1/26	at Orlando	W	93	90	15-26
1/27	PHILADELPHIA	L	89	104	15-27

(#, overtime; #2, double OT; #3, three OT; #4, four OT)

Date	Opponent	W/L	Atl.	Opp.	Record
1/29	ORLANDO	W	93	83	16-27
1/31	GOLDEN STATE	W	115	94	17-27
2/2	TORONTO	L	91	103	17-28
2/4	(#) at New Jersey	W	101	99	18-28
2/5	LA LAKERS	L	83	90	18-29
2/7	NEW JERSEY	L	85	87	18-30
2/9	at Phoenix	W	120	111	19-30
2/11	at Golden State	W	106	105	20-30
2/12	at Utah	L	76	102	20-31
2/14	at LA Clippers	W	96	93	21-31
2/20	ALL-STAR BREAK				
2/20	at Chicago	L	81	106	21-32
2/21	SAN ANTONIO	L	96	103	21-33
2/23	HOUSTON	W	105	99	22-33
2/25	PHOENIX	L	106	115	22-34
2/26	at Dallas	L	87	110	22-35
2/28	at NOK	L	100	107	22-36
3/2	at Washington	L	92	93	22-37
3/3	(#) NEW YORK	L	100	104	22-38
3/5	at Miami	L	81	88	22-39
3/7	WASHINGTON	W	100	97	23-39
3/9	MEMPHIS	W	106	105	24-39
3/10	MINNESOTA	W	99	93	25-39
3/13	PHILADELPHIA	W	104	92	26-39
3/14	at Boston	L	88	109	26-40
3/17	at Indiana	L	90	113	26-41
3/19	SACRAMENTO	W	99	76	27-41
3/21	MIAMI	L	83	91	27-42
3/23	(#) PORTLAND	L	100	102	27-43
3/25	DALLAS	L	97	104	27-44
3/26	at Miami	L	89	106	27-45
3/28	at Charlotte	L	87	101	27-46
4/1	CHICAGO	L	97	105	27-47
4/4	at New Jersey	L	86	101	27-48
4/6	MILWAUKEE	W	115	102	28-48
4/8	(#) at Philadelphia	L	104	109	28-49
4/10	BOSTON	W	104	96	29-49
4/13	WASHINGTON	L	85	98	29-50
4/14	at Cleveland	L	76	110	29-51
4/16	at Milwaukee	L	96	102	29-52
4/17	INDIANA	W	118	102	30-52

ATLANTA
Most points: 120 at Phoenix (2/9)
Least points: 68 at Houston (12/29)

OPPONENT
Most points: 117 (Sacramento, 12/10)
Least points: 74 (LA Clippers, 1/6)

YEARLY RESULTS: 2007 - 08

37-45 OVERALL (25-16 at home, 12-29 on the road)



SEASON STATS

	G	Min	FGM	FGA	Pct	FTM	FTA	Pct	Reb	Asst	PF	Stl	Blk	Pts	Avg
J. Johnson	82	3343	647	1497	.432	316	379	.834	367	474	168	84	18	1779	21.7
Smith	81	2873	518	1133	.457	333	469	.822	667	272	269	123	227	1394	17.2
M. Williams	80	2765	424	918	.462	336	409	.822	457	137	225	81	33	1185	14.8
Bibby (TOT)	48	1573	248	603	.411	78	100	.780	160	290	97	54	4	667	13.9
Bibby (ATL)	33	1100	170	411	.414	55	69	.797	104	215	63	35	2	464	14.1
Childress	76	2274	327	573	.571	222	275	.807	373	117	129	71	43	898	11.8
Horford	81	2540	333	668	.499	155	212	.731	785	124	267	60	76	821	10.1
Lue	33	564	86	196	.439	24	28	.857	41	59	38	11	0	226	6.8
A. Johnson	42	1121	115	267	.431	26	32	.813	98	202	86	42	8	283	6.7
Stoudamire	35	402	65	180	.361	41	50	.820	24	28	34	7	5	200	5.7
Pachulia	62	944	107	245	.437	108	153	.706	248	36	140	24	13	322	5.2
Law	56	865	95	237	.401	38	48	.792	57	113	73	29	0	235	4.2
S. Williams	36	414	37	100	.370	35	51	.686	107	11	60	13	11	109	3.0
Richardson (TOT)	27	132	16	44	.364	2	2	1.000	9	2	13	3	0	41	1.5
Richardson (ATL)	19	88	13	31	.419	0	0	---	7	0	6	2	0	31	1.6
Jones	35	145	12	30	.400	11	20	.550	42	0	28	3	5	35	1.0
Wright	13	148	5	17	.294	3	6	.500	37	3	26	3	3	13	1.0
West	64	269	21	49	.429	17	26	.654	48	13	61	12	4	59	0.9

3-pt. field goals: Atlanta 384-1078 (.356) - J. Johnson 169-444 (.381), Bibby 69-187 (.369), Lue 30-69 (.435), Stoudamire 29-85 (.341), A. Johnson 27-63 (.429), Smith 25-99 (.253), Childress 22-60 (.367), Law 7-34 (.206), Richardson 5-12 (.417), M. Williams 1-10 (.100). Opponents 512-1413 (.362).

RESULTS

(#, overtime; #2, double OT; #3, three OT; #4, four OT)

(1) game completed on 3/8

Date	Opponent	W/L	Atl.	Opp.	Record
11/2	DALLAS	W	101	94	1-0
11/4	at Detroit	L	91	92	1-1
11/6	at New Jersey	L	82	87	1-2
11/7	PHOENIX	W	105	96	2-2
11/9	at Boston	L	83	106	2-3
11/11	WASHINGTON	L	90	101	2-4
11/14	CHARLOTTE	W	117	109	3-4
11/16	(#2) SEATTLE	L	123	126	3-5
11/17	at Milwaukee	L	96	105	3-6
11/20	SAN ANTONIO	L	83	95	3-7
11/21	at Miami	W	82	79	4-7
11/24	at Minnesota	W	94	87	5-7
11/27	at Chicago	L	78	90	5-8
11/28	MILWAUKEE	W	96	80	6-8
11/30	NEW ORLEANS	L	86	92	6-9
12/3	at Philadelphia	W	88	79	7-9
12/4	DETROIT	L	95	106	7-10
12/6	MINNESOTA	W	90	89	8-10
12/8	MEMPHIS	W	86	78	9-10
12/10	at Orlando	W	98	87	10-10
12/11	TORONTO	L	88	100	10-11
12/14	at Detroit	L	81	91	10-12
12/15	CHARLOTTE	W	93	84	11-12
12/17	UTAH	W	116	111	12-12
12/19	(1) (#) MIAMI	W	114	111	13-12
12/21	at Washington	W	97	92	14-12
12/26	INDIANA	W	107	95	15-12
12/29	at Dallas	L	84	97	15-13

YEARLY RESULTS: 2008 - 09



47-35 OVERALL (31-10 at home, 16-25 on the road)

SEASON STATS

	G	Min	FGM	FGA	Pct	FTM	FTA	Pct	Reb	Asst	PF	Stl	Blk	Pts	Avg
Johnson	79	3124	620	1420	.437	299	362	.826	346	455	176	0	19	1688	21.4
Smith	69	2421	418	849	.492	211	359	.588	498	169	184	94	111	1073	15.6
Bibby	79	2740	437	1005	.435	135	171	.789	278	392	145	98	11	1176	14.9
Williams	61	2093	285	622	.458	220	273	.806	382	81	127	57	39	845	13.9
Murray	80	1975	355	795	.447	177	233	.760	168	158	173	88	17	974	12.2
Horford	67	2242	312	594	.525	149	205	.727	624	163	190	53	95	773	11.5
Evans	80	1840	208	482	.432	60	73	.822	243	54	163	50	1	574	7.2
Pachulia	77	1473	159	320	.497	163	230	.709	436	57	208	35	26	481	6.2
Jones	63	675	67	111	.604	53	74	.716	142	15	125	7	34	188	3.0
Law	55	560	52	139	.374	49	60	.817	58	86	43	11	3	162	2.9
Claxton	2	15	2	7	.286	1	2	.500	0	3	1	0	0	5	2.5
Gardner	16	98	9	36	.250	2	4	.500	7	2	4	4	1	24	1.5
Hunter	16	92	11	20	.550	0	5	.000	24	1	11	2	5	22	1.4
West	53	269	14	34	.412	14	30	.467	56	19	35	18	4	43	0.8
Morris	23	89	7	17	.412	4	4	1.000	20	2	25	2	1	18	0.8

3-pt. field goals: Atlanta 597-1633 (.366) - Bibby 167-428 (.390), Johnson 149-414 (.360), Evans 98-248 (.395), Murray 87-242 (.360), Williams 55-155 (.355), Smith 26-87 (.299), Law 9-29 (.310), Gardner 4-23 (.174), West 1-1 (1.000), Claxton 1-2 (.500). Opponents 528-1496 (.353).

RESULTS

Date	Opponent	W/L	Atl.	Opp.	Record
10/29	at Orlando	W	99	85	1-0
11/1	PHILADELPHIA	W	95	88	2-0
11/5	at New Orleans	W	87	79	3-0
11/7	TORONTO	W	110	92	4-0
11/9	at Okla. City	W	89	85	5-0
11/11	at Chicago	W	113	108	6-0
11/12	at Boston	L	102	103	6-1
11/14	at New Jersey	L	108	115	6-2
11/15	NEW JERSEY	L	107	119	6-3
11/18	at Indiana	L	96	113	6-4
11/19	WASHINGTON	W	91	87	7-4
11/21	CHARLOTTE	W	88	83	8-4
11/22	at Cleveland	L	96	110	8-5
11/26	MILWAUKEE	W	102	96	9-5
11/28	at Toronto	L	88	93	9-6
11/29	at Washington	W	102	98	10-6
12/3	MEMPHIS	W	105	95	11-6
12/5	NEW YORK	W	98	95	12-6
12/6	at Dallas	L	98	100	12-7
12/9	at Houston	L	84	92	12-8
12/10	at San Antonio	L	89	95	12-9
12/12	at Miami	W	87	73	13-9
12/13	CLEVELAND	W	97	92	14-9
12/15	CHARLOTTE	W	83	79	15-9
12/17	BOSTON	L	85	88	15-10
12/19	GOLDEN ST.	W	115	99	16-10
12/21	DETROIT	W	85	78	17-10
12/23	OKLA. CITY	W	99	88	18-10
12/27	CHICAGO	W	129	117	19-10
12/29	DENVER	W	109	91	20-10
12/30	at Indiana	W	110	104	21-10
1/2	(#) at New Jersey	L	91	93	21-11
1/3	HOUSTON	W	103	100	22-11
1/7	ORLANDO	L	102	106	22-12
1/9	at Orlando	L	87	121	22-13
1/11	PHILADELPHIA	L	94	109	22-14
1/13	at Phoenix	L	102	107	22-15
1/14	at LA Clippers	W	97	80	23-15
1/16	at Golden St.	L	114	119	23-16
1/19	TORONTO	W	87	84	24-16
1/20	at Chicago	W	105	102	25-16
1/23	MILWAUKEE	W	117	87	26-16

(#, overtime; #2, double OT; #3, three OT; #4, four OT)

Date	Opponent	W/L	Atl.	Opp.	Record
1/25	PHOENIX	L	99	104	26-17
1/26	at Miami	L	79	95	26-18
1/28	at New York	L	104	112	26-19
1/30	NEW JERSEY	W	105	88	27-19
1/31	at Milwaukee	L	107	110	27-20
2/4	at Minnesota	W	94	86	28-20
2/6	at Charlotte	W	102	97	29-20
2/7	LA CLIPPERS	L	97	121	29-21
2/10	WASHINGTON	W	111	90	30-21
2/11	at Detroit	W	99	95	31-21
	ALL-STAR BREAK				
2/17	at LA Lakers	L	83	96	31-22
2/18	at Sacramento	W	105	100	32-22
2/20	at Portland	L	98	108	32-23
2/23	at Utah	L	89	108	32-24
2/25	at Denver	L	109	110	32-25
2/27	MIAMI	W	91	83	33-25
3/1	CLEVELAND	L	87	88	33-26
3/2	at Washington	W	98	89	34-26
3/4	at New York	L	105	109	34-27
3/6	at Charlotte	L	91	98	34-28
3/7	DETROIT	W	87	83	35-28
3/9	NEW ORLEANS	W	89	79	36-28
3/11	UTAH	W	100	93	37-28
3/13	INDIANA	W	101	87	38-28
3/15	PORTLAND	W	98	80	39-28
3/17	SACRAMENTO	W	119	97	40-28
3/19	DALLAS	W	95	87	41-28
3/21	at Cleveland	L	96	102	41-29
3/23	MINNESOTA	W	109	97	42-29
3/25	SAN ANTONIO	L	92	102	42-30
3/27	BOSTON	L	93	99	42-31
3/29	LA LAKERS	W	86	76	43-31
3/31	at Philadelphia	L	85	98	43-32
4/3	at Boston	L	92	104	43-33
4/4	ORLANDO	L	82	88	43-34
4/7	at Toronto	W	118	110	44-34
4/8	at Milwaukee	W	113	105	45-34
4/10	INDIANA	W	122	118	46-34
4/14	MIAMI	W	81	79	47-34
4/15	at Memphis	L	90	98	47-35

ATLANTA Most points: 129 at Chicago (12/27) Least points: 79 at Miami (1/26)	OPPONENT Most points: 121 (LA Clippers, 2/7) Least points: 73 (Miami, 12/12)
--	--

YEARLY RESULTS: 2009 - 10



53-29 OVERALL (34-7 at home, 19-22 on the road)

SEASON STATS

	G	Min	FGM	FGA	Pct	FTM	FTA	Pct	Reb	Asst	PF	Stl	Blk	Pts	Avg
Johnson	76	2886	635	1386	.458	220	269	.818	353	369	145	82	5	1619	21.3
Crawford	79	2460	496	1105	.449	270	315	.857	201	238	132	61	12	1425	18.0
Jos. Smith	81	2871	504	999	.505	261	422	.618	705	342	240	130	173	1269	15.7
Horford	81	2845	467	847	.551	213	270	.789	799	189	225	59	91	1148	14.2
Williams	81	2468	302	664	.455	176	215	.819	416	93	160	66	46	820	10.1
Bibby	80	2195	268	644	.416	68	79	.861	184	310	157	67	3	730	9.1
Evans	79	1317	175	393	.445	46	61	.754	154	48	125	34	17	453	5.7
Pachulia	78	1089	120	246	.488	93	143	.650	293	42	186	37	30	333	4.3
Teague	71	719	90	227	.396	41	49	.837	67	122	82	34	11	228	3.2
Joe Smith	64	592	77	193	.399	39	48	.813	157	21	95	6	19	194	3.0
Morris	28	124	23	41	.561	16	27	.593	38	2	34	5	3	62	2.2
Hunter	7	33	4	12	.333	3	4	.750	12	0	5	0	1	11	1.6
West	39	142	12	21	.571	6	10	.600	27	9	25	8	0	30	0.8
Collins	24	115	8	23	.348	0	2	.000	14	4	21	3	2	16	0.7

3-pt. field goals: Atlanta 524-1455 (.360) - Crawford 163-427 (.382), Johnson 129-350 (.369), Bibby 126-324 (.389), Evans 57-169 (.337), Williams 40-132 (.303), Teague 7-32 (.219), Horford 1-1 (1.000), Joe Smith 1-7 (.143), Josh Smith 0-7 (.000), Pachulia 0-4 (.000), Collins 0-1 (.000), West 0-1 (.000). Opponents 480-1392 (.345).

RESULTS

Date	Opponent	W/L	Atl.	Opp.	Record
10/28	INDIANA	W	120	109	1-0
10/30	WASHINGTON	W	100	89	2-0
11/1	at LA Lakers	L	110	118	2-1
11/3	at Portland	W	97	91	3-1
11/4	at Sacramento	W	113	105	4-1
11/6	at Charlotte	L	83	103	4-2
11/7	DENVER	W	125	100	5-2
11/11	at New York	W	114	101	6-2
11/13	at Boston	W	97	86	7-2
11/14	NEW ORLEANS	W	121	98	8-2
11/16	(#) PORTLAND	W	99	95	9-2
11/18	MIAMI	W	105	90	10-2
11/20	HOUSTON	W	105	103	11-2
11/21	at New Orleans	L	88	96	11-3
11/26	ORLANDO	L	76	93	11-4
11/27	at Philadelphia	W	100	86	12-4
11/29	at Detroit	L	88	94	12-5
12/2	TORONTO	W	146	115	13-5
12/4	NEW YORK	L	107	114	13-6
12/5	at Dallas	W	80	75	14-6
12/9	CHICAGO	W	118	83	15-6
12/11	at Toronto	W	111	89	16-6
12/13	NEW JERSEY	W	130	107	17-6
12/16	MEMPHIS	W	110	97	18-6
12/18	UTAH	W	96	83	19-6
12/19	(#) at Chicago	L	98	101	19-7
12/22	at Minnesota	W	112	87	20-7
12/23	at Denver	L	104	124	20-8
12/26	at Indiana	W	110	98	21-8
12/29	CLEVELAND	L	84	95	21-9
12/30	at Cleveland	L	101	106	21-10
1/1	(#) NEW YORK	L	108	112	21-11
1/4	at Miami	L	75	92	21-12
1/6	NEW JERSEY	W	119	89	22-12
1/8	BOSTON	W	93	85	23-12
1/9	at Orlando	L	81	113	23-13
1/11	at Boston	W	102	96	24-13
1/13	WASHINGTON	W	94	82	25-13
1/15	PHOENIX	W	102	101	26-13
1/18	OKLAHOMA CITY	L	91	94	26-14
1/20	SACRAMENTO	W	108	97	27-14
1/22	CHARLOTTE	W	103	89	28-14

(#, overtime; #2, double OT; #3, three OT; #4, four OT)

Date	Opponent	W/L	Atl.	Opp.	Record
1/25	at Houston	W	102	95	29-14
1/27	at San Antonio	L	90	105	29-15
1/29	BOSTON	W	100	91	30-15
1/30	at Orlando	L	86	104	30-16
2/2	at Oklahoma City	L	99	106	30-17
2/3	LA CLIPPERS	W	103	97	31-17
2/5	CHICAGO	W	91	81	32-

YEARLY RESULTS: 2010 - 11

44-38 OVERALL (24-17 at home, 20-21 on the road)



SEASON STATS

	G	Min	FGM	FGA	Pct	FTM	FTA	Pct	Reb	Asst	PF	Stl	Blk	Pts	Avg
Johnson	72	2554	514	1161	.443	195	243	.802	291	338	131	47	7	1312	18.2
Smith	77	2645	497	1041	.477	229	316	.725	657	255	217	99	120	1274	16.5
Horford	77	2704	513	921	.557	150	188	.798	718	266	193	59	80	1178	15.3
Ja. Crawford	76	2297	368	874	.421	222	260	.854	130	241	97	57	14	1077	14.2
Williams	65	1865	246	537	.458	147	174	.845	313	88	104	34	23	676	10.4
Hinrich (TOT)	72	2157	278	623	.446	106	126	.841	182	288	185	75	17	737	10.2
Hinrich (ATL)	24	686	80	185	.432	14	21	.667	53	78	66	19	7	206	8.6
Bibby	56	1674	192	441	.435	29	46	.630	143	202	125	38	6	526	9.4
Teague	70	963	133	304	.438	77	97	.794	102	138	82	45	25	361	5.2
Evans	47	837	79	201	.393	24	28	.857	84	30	74	16	5	210	4.5
Pachulia	79	1244	107	232	.461	135	179	.754	333	58	184	34	22	349	4.4
Jo. Crawford	16	160	27	77	.351	4	6	.667	28	15	13	3	0	67	4.2
Powell	54	653	94	208	.452	36	45	.800	135	22	78	5	5	224	4.1
Wilkins	52	676	69	137	.504	40	56	.714	90	41	72	27	9	180	3.5
Thomas	13	82	10	21	.476	12	15	.800	23	2	11	1	4	32	2.5
Sy	3	21	2	6	.333	3	3	1.000	3	2	1	1	0	7	2.3
Collins	49	593	34	71	.479	27	41	.659	102	22	97	9	9	96	2.0
Armstrong (TOT)	53	489	37	76	.487	16	33	.485	131	14	84	18	21	92	1.7
Armstrong (ATL)	12	76	6	12	.500	2	10	.200	17	4	9	3	5	15	1.3

3-pt. field goals: Atlanta 502-1427 (.352) - Ja. Crawford 119-439 (.341), Bibby 113-256 (.441), Johnson 89-300 (.297), Smith 51-154 (.331), Williams 37-110 (.336), Hinrich 32-76 (.421), Evans 28-89 (.315), Teague 18-48 (.375), Jo. Crawford 9-27 (.333), Horford 2-4 (.500), Wilkins 2-10 (.200), Armstrong 1-1 (.1000), Collins 1-1 (.1000). Opponents 459-1358 (.338).

RESULTS

Date	Opponent	W/L	Att.	Opp.	Record
10/27	at Memphis	W	119	104	1-0
10/29	at Philadelphia	W	104	101	2-0
10/30	WASHINGTON	W	99	95	3-0
11/2	at Cleveland	W	100	88	4-0
11/3	DETROIT	W	94	85	5-0
11/5	at Minnesota	W	113	103	6-0
11/7	PHOENIX	L	114	118	6-1
11/8	at Orlando	L	89	93	6-2
11/10	MILWAUKEE	L	91	108	6-3
11/12	UTAH	L	86	90	6-4
11/14	MINNESOTA	W	111	105	7-4
11/16	at Indiana	W	102	92	8-4
11/20	DALLAS	L	93	98	8-5
11/22	BOSTON	L	76	99	8-6
11/23	(#) at New Jersey	L	101	107	8-7
11/25	WASHINGTON	W	116	96	9-7
11/27	NEW YORK	W	99	90	10-7
11/28	at Toronto	W	96	78	11-7
12/1	MEMPHIS	W	112	109	12-7
12/3	PHILADELPHIA	W	93	88	13-7
12/4	at Miami	L	77	89	13-8
12/6	at Orlando	L	80	74	14-8
12/7	NEW JERSEY	W	116	101	15-8
12/10	at San Antonio	L	92	108	15-9
12/11	INDIANA	W	97	83	16-9
12/14	at Detroit	L	80	103	16-10
12/16	at Boston	L	90	102	16-11
12/17	CHARLOTTE	W	90	85	17-11
12/19	at New Jersey	L	82	89	17-12
12/20	ORLANDO	W	91	81	18-12
12/22	CLEVELAND	W	98	84	19-12
12/26	at New Orleans	L	86	93	19-13
12/27	at Milwaukee	W	95	80	20-13
12/29	GOLDEN STATE	W	103	93	21-13
12/31	at Oklahoma City	L	94	103	21-14
1/2	at LA Clippers	W	107	98	22-14
1/4	at Sacramento	W	108	102	23-14
1/5	at Utah	W	110	107	24-14
1/8	INDIANA	W	108	93	25-14
1/11	MILWAUKEE	PPD (severe weather) to 3/15			
1/12	at Toronto	W	104	101	26-14
1/15	HOUSTON	L	106	112	26-15

(#, overtime; #2, double OT; #3, three OT; #4, four OT)

Date	Opponent	W/L	Att.	Opp.	Record
1/17	SACRAMENTO	W	100	98	27-15
1/18	(#) at Miami	W	93	89	28-15
1/21	NEW ORLEANS	L	59	100	28-16
1/22	at Charlotte	W	103	87	29-16
1/26	at Milwaukee	L	90	98	29-17
1/28	NEW YORK	W	111	102	30-17
1/29	at Dallas	L	91	102	30-18
2/2	TORONTO	W	100	87	31-18
2/4	LA CLIPPERS	W	101	100	32-18
2/5	at Washington	W	99	92	33-18
2/8	PHILADELPHIA	L	83	117	33-19
2/12	CHARLOTTE	L	86	88	33-20
2/14	at Detroit	W	94	79	34-20
2/16	at New York	L	90	102	34-21
	ALL-STAR BREAK				
2/22	at LA Lakers	L	80	104	34-22
2/23	at Phoenix	L	97	105	34-23
2/25	at Golden State	W	95	79	35-23
2/27	at Portland	W	90	83	36-23
2/28	at Denver	L	90	100	36-24
3/2	CHICAGO	W	83	80	37-24
3/4	OKLAHOMA CITY	L	104	111	37-25
3/6	NEW YORK	L	79	92	37-26
3/8	LA LAKERS	L	87	101	37-27
3/11	at Chicago	L	76	94	37-28
3/12	PORTLAND	W	91	82	38-28
3/15	MILWAUKEE	W	110	85	39-28
3/16	DENVER	L	87	102	39-29
3/18	MIAMI	L	85	106	39-30
3/20	DETROIT	W	104	96	40-30
3/22	CHICAGO	L	81	114	40-31
3/23	at Philadelphia	L	100	105	40-32
3/26	NEW JERSEY	W	98	87	41-32
3/27	at Cleveland	W	99	83	42-32
3/30	ORLANDO	W	85	82	43-32
4/1	BOSTON	W	88	83	44-32
4/3	at Houston	L	109	114	44-33
4/5	SAN ANTONIO	L	90	97	44-34
4/8	at Indiana	L	102	114	44-35
4/9	at Washington	L	83	115	44-36
4/11	MIAMI	L	90	98	44-37
4/13	at Charlotte	L	85	96	44-38

ATLANTA
Most points: 119 at Memphis (10/27)
Least points: 59 vs. New Orleans (1/21)

OPPONENT
Most points: 118 (Phoenix, 11/7)
Least points: 74 (Orlando, 12/6)

YEARLY RESULTS: 2011 - 12

40-26 OVERALL (23-10 at home, 17-16 on the road)



SEASON STATS

	G	Min	FGM	FGA	Pct	FTM	FTA	Pct	Reb	Asst	PF	Stl	Blk	Pts	Avg
J. Johnson	60	2127	423	931	.454	158	186	.849	221	232	75	48	13	1129	18.8
Smith	66	2329	504	1101	.458	203	322	.630	632	257	172	93	115	1239	18.8
Teague	66	2183	320	672	.476	140	185	.757	159	321	145	106	37	831	12.6
Horford	11	348	57	103	.553	22	30	.733	77	24	21	10	14	136	12.4
Williams	57	1500	203	470	.432	115	146	.788	294	71	84	47	18	579	10.2
Pachulia	58	1640	169	339	.499	117	158	.741	457	79	172	55	29	455	7.8
Green	53	922	153	325	.471	48	56	.857	80	40	74	23	6	404	7.6
Hinrich	48	1237	122	295	.414	25	32	.781	101	132	100	38	11	316	6.6
I. Johnson	56	934	141	275	.513	72	100	.720	226	32	116	43	18	356	6.4
Pargo	50	671	105	253	.415	19	20	.950	73	96	64	20	2	282	5.6
McGrady	52	837	101	231	.437	56	83	.675	154	110	35	16	15	273	5.3
Radmanovic	49	755	74	197	.376	22	29	.759	143	54	62	21	15	220	4.5
Stackhouse	30	273	37	100	.370	21	23	.913	23	14	12	10	3	108	3.6
Collins	30	308	16	40	.400	7	15	.467	48	10	34	4	3	39	1.3
Sloan	5	20	3	8	.375	0	0	---	5	5	3	1	0	6	1.2
Dampier	15	83	1	8	.125	0	0	---	25	4	9	1	4	2	0.1

3-pt. field goals: Atlanta 492-1330 (.370) - Johnson 125-322 (.388), Williams 58-149 (.389), Pargo 53-138 (.384), Teague 51-149 (.342), Green 50-113 (.442), Radmanovic 50-135 (.370), Hinrich 47-136 (.346), Smith 28-109 (.257), McGrady 15-33 (.455), Stackhouse 13-38 (.342), I. Johnson 2-6 (.333). Opponents 391-1137 (.344).

RESULTS

Date	Opponent	W/L	Att.	Opp.	Record
12/27	at New Jersey	W	106	70	1-0
12/28	WASHINGTON	W	101	83	2-0
12/30	NEW JERSEY	W	105	98	3-0
12/31	at Houston	L	84	95	3-1
1/2	at Miami	W	100	92	4-1
1/3	at Chicago	L	74	76	4-2
1/5	(#3) MIAMI	L	109	116	4-3
1/6	(#) at Charlotte	W	102	96	5-3
1/7	CHICAGO	W	109	94	6-3
1/9	at New Jersey	W	106	101	7-3
1/11	at Indiana	L	84	96	7-4
1/12	CHARLOTTE	W	111	81	8-4
1/14	MINNESOTA	W	93	91	9-4
1/16	TORONTO	W	93	84	10-4
1/18	PORTLAND	W	92	89	11-4
1/20	at Philadelphia	L	76	90	11-5
1/21	CLEVELAND	W	121	94	12-5
1/23	at Milwaukee	W	97	92	13-5
1/25	at San Antonio	L	83	105	13-6
1/27	(#) at Detroit	W	107	101	14-6
1/29	at New Orleans	W	94	72	15-6
1/31	at Toronto	W	100	77	16-6
2/2	MEMPHIS	L	77	96	16-7
2/4	PHILADELPHIA	L	87	98	16-8
2/6	PHOENIX	L	90	99	16-9
2/8	INDIANA	W	97	87	17-9
2/10	(#) at Orlando	W	89	87	18-9
2/12	MIAMI	L	87	107	18-10
2/14	at LA Lakers	L	78	86	18-11
2/15	at Phoenix	W	101	99	19-11
2/18	at Portland	L	77	97	19-12
2/20	at Chicago	L	79	90	19-13
2/22	at New York	L	82	99	19-14
2/23	ORLANDO	W	83	78	20-14
	ALL-STAR BREAK				
2/29	GOLDEN STATE	L	82	85	20-15

YEARLY RESULTS: 2012 - 13

44-38 OVERALL (25-16 at home, 19-22 on the road)

SEASON STATS

	G	Min	FGM	FGA	Pct	FTM	FTA	Pct	Reb	Asst	PF	Stl	Blk	Pts	Avg
Smith	76	2683	550	1182	.465	166	321	.517	639	321	175	94	136	1327	17.5
Horford	74	2756	576	1060	.543	134	208	.644	757	240	163	78	78	1289	17.4
Teague	80	2628	439	974	.451	199	226	.881	180	579	181	117	28	1166	14.6
Williams	39	1119	187	443	.422	105	121	.868	80	139	55	44	10	551	14.1
Korver	74	2259	277	601	.461	67	78	.859	293	146	170	70	37	810	10.9
Harris	58	1421	194	443	.438	112	154	.727	116	197	103	64	13	577	9.9
Johnson	69	1035	185	356	.520	81	131	.618	266	46	131	56	14	452	6.6
Jenkins	61	902	131	294	.446	59	70	.843	94	56	37	12	10	374	6.1
Pachulia	52	1134	114	241	.473	78	103	.757	336	79	128	35	12	306	5.9
Morrow	24	301	47	111	.423	16	18	.889	26	9	33	12	1	125	5.2
Stevenson	56	1158	98	262	.374	12	23	.522	122	52	69	29	6	284	5.1
Pargo	7	113	13	38	.342	2	2	1.000	7	19	8	3	0	35	5.0
Mack (TOT)	31	416	58	126	.460	9	16	.563	40	68	39	15	0	143	4.6
Mack (ATL)	20	268	41	84	.488	8	14	.571	24	44	28	9	0	104	5.2
Scott	40	376	70	147	.476	43	56	.768	110	12	32	4	2	183	4.6
Tolliver	62	963	82	216	.380	44	51	.863	155	32	66	15	12	253	4.1
Petro	31	352	48	110	.436	11	12	.917	112	16	48	10	9	108	3.5
Jones (TOT)	78	1017	82	222	.369	87	113	.770	101	48	119	22	6	262	3.4
Jones (ATL)	28	381	32	82	.390	21	31	.677	31	20	46	12	1	88	3.1
Tyler (TOT)	21	68	9	24	.375	4	6	.667	20	1	10	1	2	22	1.0

3-pt. field goals: Atlanta 706-1901 (.371) - Korver 189-414 (.457), Teague 89-248 (.359), Harris 77-230 (.335), Stevenson 76-229 (.364), Williams 72-196 (.367), Smith 61-201 (.303), Jenkins 53-138 (.384), Tolliver 45-133 (.338), Morrow 15-38 (.395), Mack 14-35 (.400), Pargo 7-20 (.350), Horford 3-6 (.500), Jones 3-12 (.250), Petro 1-4 (.250), Johnson 1-13 (.077). Opponents 620-1635 (.379).

RESULTS

Date	Opponent	W/L	Atl.	Opp.	Record
11/2	HOUSTON	L	102	109	0-1
11/4	at Oklahoma City	W	104	95	1-1
11/7	INDIANA	W	89	86	2-1
11/9	MIAMI	L	89	95	2-2
11/11	at LA Clippers	L	76	89	2-3
11/12	at Portland	W	95	87	3-3
11/14	at Golden State	L	88	92	3-4
11/16	at Sacramento	W	112	96	4-4
11/19	ORLANDO	W	81	72	5-4
11/21	(#) WASHINGTON	W	101	100	6-4
11/23	at Charlotte	W	101	91	7-4
11/24	LA CLIPPERS	W	104	93	8-4
11/28	CHARLOTTE	W	94	91	9-4
11/30	CLEVELAND	L	111	113	9-5
12/5	DENVER	W	108	104	10-5
12/7	WASHINGTON	W	104	95	11-5
12/8	at Memphis	W	93	83	12-5
12/10	at Miami	L	92	101	12-6
12/12	at Orlando	W	86	80	13-6
12/13	CHARLOTTE	W	113	90	14-6
12/15	GOLDEN STATE	L	93	115	14-7
12/18	(#) at Washington	W	100	95	15-7
12/19	OKLAHOMA CITY	L	92	100	15-8
12/21	at Philadelphia	L	80	99	15-9
12/22	CHICAGO	W	92	75	16-9
12/26	(#2) DETROIT	W	126	119	17-9
12/28	at Cleveland	W	102	94	18-9
12/29	INDIANA	W	109	100	19-9
12/31	at Houston	L	104	123	19-10
1/1	at New Orleans	W	95	86	20-10
1/4	at Detroit	L	84	95	20-11
1/5	BOSTON	L	81	89	20-12
1/8	at Minnesota	L	103	108	20-13
1/9	at Cleveland	L	83	99	20-14
1/11	UTAH	W	103	95	21-14
1/12	at Washington	L	83	93	21-15
1/14	at Chicago	L	58	97	21-16
1/16	BROOKLYN	W	109	95	22-16
1/18	at Brooklyn	L	89	94	22-17
1/19	SAN ANTONIO	L	93	98	22-18
1/21	MINNESOTA	W	104	96	23-18
1/23	at Charlotte	W	104	92	24-18

(#, overtime; #2, double OT; #3, three OT; #4, four OT)

Date	Opponent	W/L	Atl.	Opp.	Record
1/25	(#2) BOSTON	W	123	111	25-18
1/27	at New York	L	104	106	25-19
1/30	TORONTO	W	93	92	26-19
2/2	CHICAGO	L	76	93	26-20
2/5	at Indiana	L	103	114	26-21
2/6	MEMPHIS	W	103	92	27-21
2/8	NEW ORLEANS	L	100	111	27-22
2/11	at Dallas	W	105	101	28-22
2/13	at Orlando	W	108	76	29-22
2/20	MIAMI	L	90	103	29-23
2/22	SACRAMENTO	W	122	108	30-23
2/23	at Milwaukee	W	103	102	31-23
2/25	at Detroit	W	114	103	32-23
2/27	at Utah	W	102	91	33-23
3/1	at Phoenix	L	87	92	33-24
3/3	at LA Lakers	L	98	99	33-25
3/4	at Denver	L	88	104	33-26
3/6	PHILADELPHIA	W	107	96	34-26
3/8	(#) at Boston	L	102	107	34-27
3/9	BROOKLYN	L	80	93	34-28
3/12	at Miami	L	81	98	34-29
3/13	LA LAKERS	W	96	92	35-29
3/15	PHOENIX	W	107	94	36-29
3/17	at Brooklyn	W	105	93	37-29
3/18	DALLAS	L	113	127	37-30
3/20	MILWAUKEE	W	98	90	38-30
3/22	PORTLAND	L	93	104	38-31
3/24	at Milwaukee	W	104	99	39-31
3/25	at Indiana	L	94	100	39-32
3/27	at Toronto	W	107	88	40-32
3/29	at Boston	L	107	118	40-33
3/30	ORLANDO	W	97	88	41-33
4/1	CLEVELAND	W	102	94	42-33
4/3	NEW YORK	L	82	95	42-34
4/5	PHILADELPHIA	L	90	101	42-35
4/6	at San Antonio	L	97	99	42-36
4/10	at Philadelphia	W	124	101	43-36
4/12	MILWAUKEE	W	109	104	44-36
4/16	TORONTO	L	96	113	44-37
4/17	at New York	L	92	98	44-38

ATLANTA
Most points: 139 vs. Utah (3/25)
Least points: 74 at Chicago (1/3)

OPPONENT
Most points: 133 (Utah, 3/25)
Least points: 70 (New Jersey, 12/27)

YEARLY RESULTS: 2013-14

38-44 OVERALL (24-17 at home, 14-27 on the road)

SEASON STATS

	G	Min	FGM	FGA	Pct	FTM	FTA	Pct	Reb	Asst	PF	Stl	Blk	Pts	Avg
Horford	29	958	238	420	.567	58	85	.682	244	76	56	27	44	538	18.6
Millisp	74	2482	483	1047	.461	286	391	.731	627	232	210	129	78	1328	17.9
Teague	79	2542	456	1040	.438	318	376	.846	208	528	158	89	17	1304	16.5
Korver	71	2409	289	609	.475	87	94	.926	282	208	147	70	24	850	12.0
Carroll	73	2341	302	642	.470	109	141	.773	403	134	188	108	21	810	11.1
Williams	60	1445	197	493	.400	152	179	.849	124	210	65	45	4	625	10.4
Scott	80	1482	301	628	.479	103	132	.780	284	75	121	30	7	767	9.6
Mack	73	1490	209	501	.417	64	74	.865	160	271	100	50	2	544	7.5
Antic	50	925	123	294	.418	50	66	.758	209	58	126	19	12	352	7.0
Brand	73	1414	179	332	.539	61	94	.649	361	74	192	40	88	419	5.7
Martin (TOT)	59	870	111	264	.420	48	65	.738	110	33	71	27	7	329	5.6
Martin (ATL)	53	822	106	256	.414	46	61	.754	105	31	68	26	7	314	5.9
Nunnally	4	54	6	18	.333	3	4	.750	8	2	2	1	1	18	4.5
Ayon	26	429	52	102	.510	8	20	.400	125	28	47	25	10	112	4.3
Jamison (TOT)	22	248	29	92	.315	18	25	.720	55	7	29	9	3	84	3.8
Muscala	20	215	31	73	.425	14	14	1.000	52	7	29	3	10	76	3.8
Schröder	49	641	72	188	.383	29	43	.674	60	93	54	17	0	183	3.7
Jenkins	13	158	16	42	.381	4	4	1.000	22	11	11	1	1	40	3.1
Cunningham	5	22	1	2	.500	0	2	.000	1	3	3	0	0	2	0.4
Pittman	2	3	0	1	.000	0	2	.000	3	0	0	0	0	0	0.0

3-pt. field goals: Atlanta 768-2116 (.363) - Korver 185-392 (.472), Carroll 97-268 (.362), Williams 79-231 (.342), Millisp 76-212 (.358), Teague 74-225 (.329), Mack 62-184 (.337), Scott 62-200 (.310), Antic 56-171 (.327), Martin 56-146 (.384), Schröder 10-42 (.238), Horford 4-11 (.364), Jenkins 4-18 (.222), Nunnally 3-10 (.300). Opponents 654-1793 (.365).

RESULTS

Date	Opponent	W/L	Atl.	Opp.	Record
10/30	at Dallas	L	109	118	0-1
11/1	TORONTO	W	102	95	1-1
11/3	at LA Lakers	L	103	105	1-2
11/5	at Sacramento	W	105	100	2-2
11/7	at Denver	L	107	109	2-3
11/9	ORLANDO	W	104	94	3-3
11/11	at Charlotte	W	103	94	4-3
11/13	NEW YORK	L	91	95	4-4
11/15	PHILADELPHIA	W	113	103	5-4
11/16	at New York	W	110	90	6-4
11/19	at Miami	L	88	104	6-5
11/20	DETROIT	W	93	85	7-5
11/22	at Detroit	W	96	89	8-5
11/23	BOSTON	L	87	94	8-6
11/26	ORLANDO	L	92	99	8-7
11/27	at Houston	L	84	113	8-8
11/29	DALLAS	W	88	87	9-8
11/30	at Washington	L	101	108	9-9
12/2	at San Antonio	L	100	109	9-10
12/4	LA CLIPPERS	W	107	97	10-10
12/6	CLEVELAND	W	108	89	11-10
12/10	OKLAHOMA CITY	L	92	101	11-11
12/13	(#) WASHINGTON	W	101	99	12-11
12/14	at New York	L	106	111	12-12
12/16	LA LAKERS	W	114	100	13-12
12/18	SACRAMENTO	W	124	1	

YEARLY RESULTS: 2014-15

60-22 OVERALL (35-6 at home, 25-16 on the road)



SEASON STATS

	G	Min	FGM	FGA	Pct	FTM	FTA	Pct	Reb	Asst	PF	Stl	Blk	Pts	Avg
Millsap	73	2390	443	930	.476	255	337	.757	570	223	201	130	69	1218	16.7
Teague	73	2228	408	887	.460	275	319	.862	184	513	139	125	31	1162	15.9
Horford	76	2318	519	965	.638	107	141	.759	544	244	121	68	98	1156	15.2
Carroll	70	2189	318	653	.487	127	181	.702	372	118	154	94	17	883	12.6
Korver	75	2418	292	600	.487	106	118	.898	304	196	140	52	42	911	12.1
Schröder	77	1516	284	665	.427	148	179	.827	164	317	127	49	4	768	10.0
Scott	68	1123	201	453	.444	61	77	.792	199	75	83	25	3	529	7.8
Antic	63	1037	108	296	.365	88	123	.715	189	49	132	18	14	356	5.7
Jenkins	24	297	49	99	.495	16	19	.842	39	13	15	10	0	135	5.6
Mack	55	833	117	292	.401	25	31	.806	79	155	32	30	2	299	5.4
Sefolosa	52	976	104	249	.418	45	58	.776	223	75	67	53	21	278	5.3
Bazemore	75	1324	141	331	.426	60	100	.600	222	78	127	52	33	390	5.2
Muscala	40	502	83	151	.550	22	25	.880	119	25	52	16	19	197	4.9
Daye (TOT)	34	344	50	141	.355	5	6	.833	75	17	39	12	5	129	3.8
Daye (ATL)	8	76	10	26	.385	1	2	.500	14	8	9	4	2	26	3.3
Brand	36	486	42	95	.442	12	23	.522	100	22	54	17	25	96	2.7
Payne	3	19	2	7	.286	1	2	.500	4	0	4	1	0	5	1.7

3-pt. field goals: Atlanta 818-2152 (.380) - Korver 221-449 (.492), Carroll 120-304 (.395), Millsap 77-216 (.356), Teague 71-207 (.343), Scott 66-192 (.344), Antic 52-173 (.301), Schröder 52-148 (.351), Bazemore 48-132 (.364), Mack 40-127 (.315), Sefolosa 25-78 (.321), Jenkins 21-52 (.404), Horford 11-36 (.306), Muscala 9-22 (.409), Daye 5-14 (.357), Opponents 720-2112 (.341).

RESULTS

(#, overtime; #2, double OT; #3, three OT; #4, four OT)

Date	Opponent	W/L	Atl.	Opp.	Record	Date	Opponent	W/L	Atl.	Opp.	Record
10/29	at Toronto	L	102	109	0-1	1/21	INDIANA	W	110	91	35-8
11/1	INDIANA	W	102	92	1-1	1/23	OKLAHOMA CITY	W	103	93	36-8
11/5	at San Antonio	L	92	94	1-2	1/25	MINNESOTA	W	112	100	37-8
11/7	#2 at Charlotte	L	119	122	1-3	1/28	BROOKLYN	W	113	102	38-8
11/8	NEW YORK	W	103	96	2-3	1/30	PORTLAND	W	105	99	39-8
11/10	at New York	W	91	85	3-3	1/31	PHILADELPHIA	W	91	85	40-8
11/12	UTAH	W	100	97	4-3	2/2	at New Orleans	L	100	115	40-9
11/14	MIAMI	W	114	103	5-3	2/4	WASHINGTON	W	105	96	41-9
11/15	at Cleveland	L	94	127	5-4	2/6	GOLDEN STATE	W	124	116	42-9
11/16	LA LAKERS	L	109	114	5-5	2/8	at Memphis	L	88	94	42-10
11/21	DETROIT	W	99	89	6-5	2/9	at Minnesota	W	117	105	43-10
11/25	at Washington	W	106	102	7-5	2/11	at Boston	L	88	89	43-11
11/26	TORONTO	L	115	126	7-6	ALL-STAR BREAK					
11/28	NEW ORLEANS	W	100	91	8-6	2/20	TORONTO	L	80	105	43-12
11/29	CHARLOTTE	W	105	75	9-6	2/22	at Milwaukee	W	97	86	44-12
12/2	BOSTON	W	109	105	10-6	2/25	DALLAS	W	104	87	45-12
12/3	at Miami	W	112	102	11-6	2/27	ORLANDO	W	95	88	46-12
12/5	at Brooklyn	W	98	75	12-6	2/28	at Miami	W	93	91	47-12
12/7	DENVER	W	96	84	13-6	3/3	HOUSTON	W	104	95	48-12
12/8	at Indiana	W	108	92	14-6	3/6	CLEVELAND	W	106	97	49-12
12/10	PHILADELPHIA	L	95	79	15-6	3/7	at Philadelphia	L	84	92	49-13
12/12	ORLANDO	W	87	81	16-6	3/9	SACRAMENTO	W	130	105	50-13
12/13	at Orlando	L	99	100	16-7	3/11	at Denver	L	102	115	50-14
12/15	CHICAGO	W	93	86	17-7	3/13	at Phoenix	W	96	87	51-14
12/17	at Cleveland	W	127	98	18-7	3/15	at LA Lakers	W	91	86	52-14
12/20	at Houston	W	104	97	19-7	3/16	at Sacramento	W	110	103	53-14
12/22	at Dallas	W	105	102	20-7	3/18	at Golden State	L	95	114	53-15
12/23	LA CLIPPERS	W	107	104	21-7	3/20	at Oklahoma City	L	115	123	53-16
12/26	MILWAUKEE	L	77	107	21-8	3/22	SAN ANTONIO	L	95	114	53-17
12/27	at Milwaukee	W	90	85	22-8	3/25	at Orlando	W	95	83	54-17
12/30	CLEVELAND	W	109	101	23-8	3/27	MIAMI	W	99	86	55-17
1/2	at Utah	W	98	92	24-8	3/28	at Charlotte	L	100	115	55-18
1/3	at Portland	W	115	107	25-8	3/30	MILWAUKEE	W	101	88	56-18
1/5	at LA Clippers	W	107	98	26-8	3/31	at Detroit	L	95	105	56-19
1/7	MEMPHIS	W	96	86	27-8	4/4	BROOKLYN	W	131	99	57-19
1/9	at Detroit	W	106	103	28-8	4/7	PHOENIX	W	96	69	58-19
1/11	WASHINGTON	W	120	89	29-8	4/8	at Brooklyn	W	114	111	59-19
1/13	at Philadelphia	W	105	87	30-8	4/10	CHARLOTTE	W	104	80	60-19
1/14	at Boston	W	105	91	31-8	4/12	at Washington	L	99	108	60-20
1/16	at Toronto	W	110	89	32-8	4/13	NEW YORK	L	108	112	60-21
1/17	at Chicago	W	107	99	33-8	4/15	at Chicago	L	85	91	60-22
1/19	DETROIT	W	93	82	34-8						

ATLANTA

Most points: 131 vs. Brooklyn (4/4)
Least points: 77 vs. Milwaukee (12/26)

OPPONENT

Most points: 127 at Cleveland (11/15)
Least points: 69 vs. Phoenix (4/7)

YEARLY RESULTS: 2015-16

48-34 OVERALL (27-14 at home, 21-20 on the road)



SEASON STATS

	G	Min	FGM	FGA	Pct	FTM	FTA	Pct	Reb	Asst	PF	Stl	Blk	Pts	Avg
Millsap	81	2647	501	1066	.470	309	408	.757	732	265	237	147	139	1385	17.1
Teague	79	2255	434	988	.439	261	312	.837	214	470	167	97	24	1239	15.7
Horford	82	2631	529	1048	.505	103	129	.798	596	263	163	68	121	1249	15.2
Bazemore	75	2083	320	725	.441	123	151	.815	379	171	176	98	38	872	11.6
Schröder	80	1621	329	781	.421	144	182	.791	204	349	138	70	9	879	11.0
Korver	80	2401	268	616	.435	45	54	.833	260	164	161	60	35	739	9.2
Humphries (TOT)	53	835	121	295	.410	67	84	.798	218	36	94	16	23	343	6.5
Humphries (ATL)	21	295	47	101	.465	32	45	.711	71	13	44	10	7	134	6.4
Sefolosa	75	1758	188	372	.505	62	99	.626	334	107	109	85	37	480	6.4
Hardaway Jr.	51	864	114	265	.430	50	56	.893	86	51	48	21	7	326	6.4
Scott	75	1146	176	376	.468	50	63	.794	206	78	102	25	17	464	6.2
Splitter	36	579	81	155	.523	39	48	.813	120	30	71	20	12	201	5.6
Mack	24	179	40	95	.421	9	12	.750	22	38	7	8	14	93	3.9
Muscala	50	565	76	152	.500	31	39	.795	117	34	72	13	27	195	3.3
Hinrich (TOT)	46	631	49	129	.380	15	16	.938	70	73	64	15	2	137	3.0
Hinrich (ATL)	11	76	2	11	.182	0	0	----	12	14	1	2	1	5	0.5
Holiday	26	263	24	73	.329	5	10	.500	27	11	21	13	4	63	2.4
Patterson	35	395	28	80	.350	16	22	.727	50	39	45	9	2	84	2.4
Tavares	11	73	11	19	.579	3	8	.375	21	3	8	1	6	25	2.3

3-pt. field goals: Atlanta 815-2326 (.350) - Korver 158-396 (.399), Teague 110-275 (.400), Bazemore 109-305 (.357), Horford 88-256 (.344), Schröder 77-239 (.322), Millsap 74-232 (.319), Scott 62-158 (.392), Hardaway 48-142 (.338), Sefolosa 42-124 (.339), Muscala 12-39 (.308), Patterson 12-49 (.245), Holiday 10-45 (.222), Humphries 8-31 (.258), Mack 4-27 (.148), Hinrich 1-6 (.167), Splitter 0-2 (.000), Opponents 679-2008 (.338).

RESULTS

(#, overtime; #2, double OT; #3, three OT; #4, four OT)

Date	Opponent	W/L	Atl.	Opp.	Record	Date	Opponent	W/L	Atl.	Opp.	Record
10/27	DETROIT	L	94	106	0-1	1/20	at Portland	W	104	98	26-17
10/29	at New York	W	112	101	1-1	1/21	at Sacramento	L	88	91	26-18
10/30	CHARLOTTE	W	97	94	2-1	1/23	at Phoenix	L	95	98	26-19
11/1	at Charlotte	W	94	92	3-1	1/25	at Denver	W	119	105	27-19
11/3	at Miami	W	98	92	4-1	1/27	LA CLIPPERS	L	83	85	27-20
11/4	BROOKLYN	W	101	87	5-1	1/28	at Indiana	L	92	111	27-21
11/6	at New Orleans	W	121	115	6-1	1/31	at Miami	L	87	105	27-22
11/7	WASHINGTON	W	114	99	7-1	2/1	DALLAS	W	112	97	28-22
11/9	MINNESOTA	L	107	117	7-2	2/3	at Philadelphia	W	124	86	29-22
11/11	NEW ORLEANS	W	106	98	8-2	2/5	INDIANA	W	102	96	30-22
11/13	at Boston	L	93	106	8-3	2/7	at Orlando	L	94	96	30-23
11/15	UTAH	L	96	97	8-4	2/8	# ORLANDO	L	110	117	30-24
11/17	at Brooklyn	L	88	90	8-5	2/10	at Chicago	W	113	90	31-24
11/18	SACRAMENTO	W	103	97	9-5	ALL-STAR BREAK					
11/21	at Cleveland	L	97	109	9-6	2/19	MIAMI	L	111	115	31-25
11/24	BOSTON	W	121	97	10-6	2/20	#2 MILWAUKEE	L	109	117	31-26
11/25	at Minnesota	L	95	99	10-7	2/22	GOLDEN STATE	L	92	102	31-27
11/27	at Memphis	W	116	101	11-7	2/26	CHICAGO	W	103	88	32-27
11/28											

YEARLY RESULTS: 2016-17

43-39 OVERALL (23-18 at home, 20-21 on the road)



SEASON STATS

	G	Min	FGM	FGA	Pct	FTM	FTA	Pct	Reb	Asst	PF	Stl	Blk	Pts	Avg
Millsap	69	2343	430	972	.442	311	405	.768	533	252	186	90	62	1246	18.1
Schröder	79	2485	548	1214	.451	218	255	.855	248	499	149	74	16	1414	17.9
Hardaway Jr.	79	2154	415	912	.455	164	214	.766	224	182	103	55	15	1145	14.5
Howard	74	2199	388	613	.633	226	424	.533	940	104	203	64	92	1002	13.5
Ilyasova (TOT)	82	2142	384	890	.431	161	207	.778	481	140	211	58	23	1071	13.1
Ilyasova (ATL)	26	633	93	226	.412	52	65	.800	151	42	73	22	8	270	10.4
Bazemore	73	1963	295	721	.409	119	168	.708	231	177	165	91	52	801	11.0
Korver	32	894	108	246	.439	24	27	.889	89	75	47	23	13	305	9.5
Sefolosha	62	1596	174	395	.441	55	75	.733	270	107	97	96	31	444	7.2
Muscala	70	1237	170	337	.504	49	64	.766	239	95	97	30	41	435	6.2
Prince	59	981	114	285	.400	74	94	.787	157	55	96	43	27	335	5.7
Dejaney	73	1248	145	388	.374	75	93	.806	123	193	112	39	1	391	5.4
Dunleavy (TOT)	53	841	93	220	.423	36	45	.800	116	50	67	15	7	275	5.2
Dunleavy (ATL)	30	475	57	130	.438	22	26	.846	69	30	35	9	5	169	5.6
Humphries	56	689	87	214	.407	64	82	.780	206	29	69	15	21	257	4.6
Calderon (TOT)	41	539	55	134	.410	11	12	.917	74	88	36	11	1	141	3.4
Calderon (ATL)	17	247	23	57	.404	7	8	.875	32	37	14	4	0	61	3.6
Bembry	38	371	47	98	.480	6	16	.375	59	29	21	8	5	101	2.7
Scott	18	195	17	59	.288	7	8	.875	37	17	12	4	3	45	2.5
Neal	2	18	0	7	.000	4	4	1.000	1	1	1	0	0	2	2.0
Tavares	1	4	1	1	1.000	0	2	.000	1	0	0	0	0	2	2.0
Patterson	5	40	3	15	.200	2	3	.667	7	6	6	1	0	9	1.8
Kelly	16	110	8	28	.286	5	6	.833	18	8	5	4	5	25	1.6

3-pt. field goals: Atlanta 729-2137 (.341) - Hardaway Jr. 149-417 (.357), Schröder 100-294 (.340), Bazemore 92-266 (.346), Millsap 75-241 (.311), Korver 65-159 (.409), Muscala 46-110 (.418), Sefolosha 41-120 (.342), Dunleavy 33-77 (.429), Prince 33-102 (.324), Ilyasova 32-92 (.348), Delaney 26-110 (.236), Humphries 19-54 (.352), Calderon 8-30 (.267), Kelly 4-10 (.400), Scott 4-27 (.148), Bembry 1-18 (.056), Patterson 1-6 (.167). Opponents 893-2502 (.357).

RESULTS

(#, overtime; #2, double OT; #3, three OT; #4, four OT)

Date	Opponent	W/L	Atl.	Opp.	Record	Date	Opponent	W/L	Atl.	Opp.	Record
10/27	WASHINGTON	W	114	99	1-0	1/18	at Detroit	L	95	118	24-18
10/29	at Philadelphia	W	104	72	2-0	1/20	CHICAGO	W	102	93	25-18
10/31	SACRAMENTO	W	106	95	3-0	1/21	PHILADELPHIA	W	110	93	26-18
11/2	LA LAKERS	L	116	123	3-1	1/23	LA CLIPPERS	L	105	115	26-19
11/4	at Washington	L	92	95	3-2	1/25	at Chicago	W	119	114	27-19
11/5	HOUSTON	W	112	97	4-2	1/27	WASHINGTON	L	86	112	27-20
11/8	at Cleveland	W	110	106	5-2	1/29	#4 NEW YORK	W	142	139	28-20
11/9	CHICAGO	W	115	107	6-2	2/1	at Miami	L	93	116	28-21
11/12	PHILADELPHIA	W	117	96	7-2	2/2	at Houston	W	113	108	29-21
11/15	at Miami	W	93	90	8-2	2/4	ORLANDO	W	113	86	30-21
11/16	MILWAUKEE	W	107	100	9-2	2/6	UTAH	L	95	120	30-22
11/18	at Charlotte	L	96	100	9-3	2/8	DENVER	W	117	106	31-22
11/20	at New York	L	94	104	9-4	2/10	at Sacramento	L	107	108	31-23
11/22	NEW ORLEANS	L	94	112	9-5	2/13	# at Portland	W	109	104	32-23
11/23	at Indiana	W	96	85	10-5	2/15	at LA Clippers	L	84	99	32-24
11/25	at Utah	L	68	95	10-6						
11/27	at LA Lakers	L	94	109	10-7	2/24	MIAMI	L	90	108	32-25
11/28	at Golden State	L	100	105	10-8	2/25	at Orlando	L	86	105	32-26
11/30	at Phoenix	L	107	109	10-9	2/27	at Boston	W	114	98	33-26
12/2	DETROIT	L	85	121	10-10	3/1	DALLAS	W	100	95	34-26
12/3	at Toronto	L	84	128	10-11	3/3	CLEVELAND	L	130	135	34-27
12/5	OKLAHOMA CITY	L	99	102	10-12	3/5	INDIANA	L	96	97	34-28
12/7	MIAMI	W	103	95	11-12	3/6	GOLDEN STATE	L	111	119	34-29
12/9	at Milwaukee	W	114	110	12-12	3/8	BROOKLYN	W	110	105	35-29
12/13	ORLANDO	L	120	131	12-13	3/10	TORONTO	W	105	99	36-29
12/16	at Toronto	L	125	111	13-13	3/11	at Memphis	W	107	90	37-29
12/17	CHARLOTTE	L	99	107	13-14	3/13	at San Antonio	L	99	107	37-30
12/19	at Oklahoma City	W	110	108	14-14	3/16	MEMPHIS	L	91	103	37-31
12/21	MINNESOTA	L	84	92	14-15	3/18	PORTLAND	L	97	113	37-32
12/23	at Denver	W	109	108	15-15	3/20	at Charlotte	L	90	105	37-33
12/26	at Minnesota	L	90	104	15-16	3/22	at Washington	L	100	104	37-34
12/28	# NEW YORK	W	102	98	16-16	3/24	at Milwaukee	L	97	100	37-35
12/30	DETROIT	W	105	98	17-16	3/26	BROOKLYN	L	92	107	37-36
1/1	# SAN ANTONIO	W	114	112	18-16	3/28	PHOENIX	W	95	91	38-36
1/4	at Orlando	W	111	92	19-16	3/29	at Philadelphia	W	99	92	39-36
1/5	at New Orleans	W	99	94	20-16	4/1	at Chicago	L	104	106	39-37
1/7	at Dallas	W	97	82	21-16	4/2	at Brooklyn	L	82	91	39-38
1/10	at Brooklyn	W	117	97	22-16	4/6	BOSTON	W	123	116	40-38
1/13	BOSTON	L	101	103	22-17	4/7	at Cleveland	W	114	100	41-38
1/15	MILWAUKEE	W	111	98	23-17	4/9	# CLEVELAND	W	126	125	42-38
1/16	at New York	W	108	107	24-17	4/11	CHARLOTTE	W	103	76	43-38
						4/12	at Indiana	L	86	104	43-39

ATLANTA
Most points: 142 vs. New York (1/29)
Least points: 68 at Utah (11/25)

OPPONENT
Most points: 139 vs. New York (1/29)
Least points: 72 at Philadelphia (10/29)

YEARLY RESULTS: 2017-18

24-58 OVERALL (16-25 at home, 8-33 on the road)



SEASON STATS

	G	Min	FGM	FGA	Pct	FTM	FTA	Pct	Reb	Asst	PF	Stl	Blk	Pts	Avg
Schröder	67	2078	500	1146	.436	225	265	.849	208	417	147	72	6	1301	19.4
Prince	82	2464	415	975	.426	152	180	.844	389	214	168	85	42	1158	14.1
Bazemore	65	1789	284	676	.420	160	201	.796	248	228	147	100	45	836	12.9
Belinelli	52	1209	199	485	.410	101	109	.927	100	103	41	46	3	591	11.4
Ilyasova	46	1175	184	401	.459	72	90	.800	251	51	92	44	17	501	10.9
Lee	15	404	62	152	.408	22	29	.759	71	29	25	19	1	161	10.7
Collins	74	1785	314	545	.576	133	186	.715	541	98	215	47	80	777	10.5
Dedmon	62	1542	250	477	.524	67	86	.779	489	90	162	40	51	617	10.0
Muscala	53	1060	143	312	.458	57	62	.919	230	51	80	31	27	405	7.6
Dorsey	56	974	144	382	.377	45	63	.714	130	79	63	17	5	405	7.2
Taylor	67	1167	163	390	.418	99	141	.702	94	206	116	34	10	338	6.3
Dejaney	54	1014	109	285	.382	74	92	.804	100	163	82	35	6	338	6.3
Babbitt	37	570	80	168	.476	17	22	.773	81	26	47	7	5	226	6.1
Bembry	26	455	53	128	.414	19	33	.576	72	49	38	21	12	136	5.2
Cavanaugh	39	519	67	152	.441	17	21	.810	127	27	61	9	4	183	4.7
Morris	6	98	13	32	.406	0	0	---	16	7	2	2	1	28	4.7
A. White	15	209	25	73	.342	1	4	.250	34	6	12	3	1	69	4.6
Plumlee	55	918	105	180	.583	27	60	.450	228	45	79	17	30	237	4.3
Magette	18	216	15	46	.326	8	8	1.000	19	57	16	8	1	46	2.6
Evans	1	5	1	1	1.000	0	0	---	1	0	1	0	0	2	2.0
Cleveland (TOT)	17	123	8	21	.381	4	6	.667	14	2	23	7	5	23	1.4
Cleveland (ATL)	4	42	4	7	.571	2	2	1.000	4	0	12	1	1	13	3.3
Brussino	4	10	0	2	.000	0	0	---	3	0	0	0	0	0	0.0

3-pt. field goals: Atlanta 917-2544 (.360) - Prince 176-457 (.385), Bazemore 108-274 (.394), Belinelli 92-247 (.372), Schröder 76-262 (.290), Dorsey 72-199 (.362), Muscala 62-167 (.371), Ilyasova 61-170 (.359), Dedmon 50-141 (.355), Babbitt 49-111 (.441), Dejaney 46-124 (.371), Cavanaugh 32-89 (.360), Taylor 20-80 (.250), A. White 18-49 (.367), Collins 16-47 (.340), Lee 15-60 (.250), Bembry 11-30 (.367), Magette 8-22 (.364), Cleveland 3-3 (1.000), Morris 2-10 (.200). Opponents 949-2519 (.377).

RESULTS

(#, overtime; #2, double OT; #3, three OT; #4, four OT)

Date	Opponent	W/L	Atl.	Opp.	Record	Date	Opponent	W/L	Atl.	Opp.	Record
10/18	at Dallas	W	117	111	1-0	1/15	SAN ANTONIO	W	102	99	12-31
10/20	at Charlotte	L	91	109	1-1	1/17	NEW ORLEANS	W	94	93	13-31
10/22	at Brooklyn	L	104	116	1-2	1/20	CHICAGO	L	97	113	13-32
10/23	at Miami	L	93	104	1-3	1/22	UTAH	W	104	90	14-32
10/26	at Chicago	L	86	91	1-4	1/24	TORONTO	L	93	108	14-33
10/27	DENVER										

YEARLY RESULTS: 2018-19

29-53 OVERALL (17-24 at home, 12-29 on the road)



SEASON STATS

	G	Min	FGM	FGA	Pct	FTM	FTA	Pct	Reb	Asst	PF	Stl	Blk	Pts	Avg
Collins	61	1829	465	831	.560	203	266	.763	595	121	199	22	39	1188	19.5
Young	81	2503	625	1256	.418	343	414	.829	301	653	140	72	15	1549	19.1
Prince	55	1552	262	594	.441	95	116	.819	199	118	141	53	19	742	13.5
Bazemore	67	1643	278	691	.402	127	175	.726	261	152	170	89	42	779	11.6
Len	77	1544	320	648	.494	140	216	.648	424	86	200	27	69	854	11.1
Dedmon	64	1609	259	526	.492	92	113	.814	480	90	214	69	71	693	10.8
Lin	51	1003	180	386	.466	142	168	.845	119	181	96	38	7	546	10.7
Huerter	75	2048	275	657	.419	41	56	.732	245	214	155	65	25	727	9.7
Bembry	82	1931	275	616	.446	87	136	.640	358	202	190	105	41	687	8.4
Carter	76	1330	196	468	.419	47	66	.712	194	87	141	44	27	562	7.4
Spellman	46	805	98	244	.402	32	45	.711	194	47	67	26	25	272	5.9
Poythress	21	305	40	81	.494	18	29	.621	76	17	47	4	10	107	5.1
Plumlee	18	173	32	48	.667	16	30	.533	39	17	14	6	4	80	4.4
Davis	9	118	15	22	.682	6	10	.600	36	5	12	3	5	36	4.0
J. Anderson	48	463	64	157	.408	26	35	.743	84	23	48	22	13	178	3.7
Johnson	6	43	8	16	.500	2	2	1.000	8	0	3	2	0	21	3.5
Dorsey	27	251	32	89	.360	16	26	.615	43	17	20	7	1	90	3.3
Adams	34	428	38	110	.345	7	9	.778	60	65	45	14	5	108	3.2
Hamilton	19	204	23	60	.383	3	6	.500	47	22	19	6	1	57	3.0
Humphries	5	56	6	21	.286	0	0	---	11	0	7	1	0	15	3.0
Sibert	1	4	1	1	1.000	0	0	---	0	0	0	0	0	3	3.0
Zeller	2	11	0	2	.000	0	0	---	6	1	4	0	0	0	0.0

3-pt. field goals: Atlanta 1067-3034 (.352) - Young 156-482 (.324), Huerter 136-353 (.385), Bazemore 123-315 (.390), Carter 123-316 (.389), Bazemore 96-300 (.320), Dedmon 83-217 (.382), Len 74-204 (.363), Collins 55-158 (.348), Bembry 50-173 (.289), Lin 44-132 (.333), Spellman 44-128 (.344), Adams 25-74 (.338), Anderson 24-77 (.312), Dorsey 10-39 (.256), Poythress 9-23 (.391), Hamilton 8-23 (.348), Humphries 3-11 (.273), Johnson 3-6 (.500), Sibert 1-1 (1.000), Davis 0-1 (.000), Zeller 0-1 (.000), Opponents 1013-2820 (.359).

RESULTS

(#, overtime; #2, double OT; #3, three OT; #4, four OT)

Date	Opponent	W/L	Atl.	Opp.	Record	1/11	at Philadelphia	W	123	121	13-29
10/17	at New York	L	107	126	0-1	1/13	MILWAUKEE	L	114	133	13-30
10/19	at Memphis	L	117	131	0-2	1/15	OKLAHOMA CITY	W	142	126	14-30
10/21	at Cleveland	W	133	111	1-2	1/19	BOSTON	L	105	113	14-31
10/24	DALLAS	W	111	104	2-2	1/21	ORLANDO	L	103	122	14-32
10/27	CHICAGO	L	85	97	2-3	1/23	at Chicago	W	121	101	15-32
10/29	at Philadelphia	L	92	113	2-4	1/28	at Portland	L	111	120	15-33
10/30	at Cleveland	L	114	136	2-5	1/28	at LA Clippers	W	123	118	16-33
11/1	SACRAMENTO	L	115	146	2-6	1/30	at Sacramento	L	113	135	16-34
11/3	MIAMI	W	123	118	3-6	2/1	at Utah	L	112	128	16-35
11/6	at Charlotte	L	102	113	3-7	2/2	at Phoenix	W	118	112	17-35
11/7	NEW YORK	L	107	112	3-8	2/4	at Washington	W	137	129	18-35
11/9	DETROIT	L	109	124	3-9	2/7	TORONTO	L	101	119	18-36
11/11	at LA Lakers	L	106	107	3-10	2/9	CHARLOTTE	L	120	129	18-37
11/13	at Golden State	L	103	110	3-11	2/10	ORLANDO	L	108	124	18-38
11/15	at Denver	L	93	138	3-12	2/12	LA LAKERS	W	117	113	19-38
11/17	at Indiana	L	89	97	3-13	2/14	NEW YORK	L	91	106	19-39
11/19	LA CLIPPERS	L	119	127	3-14						
11/21	TORONTO	L	108	124	3-15	2/22	DETROIT	L	122	125	19-40
11/23	BOSTON	L	96	114	3-16	2/23	PHOENIX	W	120	112	20-40
11/25	CHARLOTTE	W	124	123	4-16	2/25	at Houston	L	111	119	20-41
11/27	at Miami	W	115	113	5-16	2/27	# MINNESOTA	W	131	123	21-41
11/28	at Charlotte	L	94	108	5-17						
11/30	at Oklahoma City	L	109	124	5-18	3/1	#4 CHICAGO	L	161	168	21-42
12/3	GOLDEN STATE	L	111	128	5-19	3/3	at Chicago	W	123	118	22-42
12/5	WASHINGTON	L	117	131	5-20	3/4	at Miami	L	113	114	22-43
12/8	DENVER	W	106	98	6-20	3/6	SAN ANTONIO	L	104	111	22-44
12/12	at Dallas	L	107	114	6-21	3/9	BROOKLYN	L	112	114	22-45
12/14	at Boston	L	108	129	6-22	3/10	NEW ORLEANS	W	128	116	23-45
12/16	at Brooklyn	L	127	144	6-23	3/13	MEMPHIS	W	132	111	24-45
12/18	WASHINGTON	W	118	110	7-23	3/16	at Boston	L	120	129	24-46
12/21	at New York	W	114	107	8-23	3/17	at Orlando	L	91	101	24-47
12/23	at Detroit	W	98	95	9-23	3/19	HOUSTON	L	105	121	24-48
12/26	INDIANA	L	121	129	9-24	3/21	UTAH	W	117	114	25-48
12/28	# at Minnesota	W	123	120	10-24	3/23	PHILADELPHIA	W	129	127	26-48
12/29	CLEVELAND	W	111	108	11-24	3/26	at New Orleans	W	130	120	27-48
12/31	at Indiana	L	108	116	11-25	3/29	PORTLAND	L	98	118	27-49
1/2	at Washington	L	98	114	11-26	3/31	# MILWAUKEE	W	136	135	28-49
1/4	at Milwaukee	L	112	144	11-27	4/2	at San Antonio	L	111	117	28-50
1/6	MIAMI	W	106	82	12-27	4/3	PHILADELPHIA	W	130	122	29-50
1/8	at Toronto	L	101	104	12-28	4/5	at Orlando	L	113	149	29-51
1/9	at Brooklyn	L	100	116	12-29	4/7	at Milwaukee	L	107	115	29-52
						4/10	INDIANA	L	134	135	29-53

ATLANTA Most points: 161 vs. Chicago (3/1) Least points: 85 vs. Chicago (10/27)	OPPONENT Most points: 168 vs. Chicago (3/1) Least points: 82 vs. Miami (1/6)
---	--

YEARLY RESULTS: 2019-20

20-47 OVERALL (14-20 at home, 6-27 on the road)



SEASON STATS

	G	Min	FGM	FGA	Pct	FTM	FTA	Pct	Reb	Asst	PF	Stl	Blk	Pts	Avg
Young	60	2120	546	568	.473	481	559	.860	255	560	104	65	8	1778	29.6
Collins	41	1363	353	605	.583	120	150	.800	416	60	138	31	66	885	21.6
Parker	32	837	198	393	.504	53	72	.736	191	58	93	42	15	480	15.0
Capela (TOT)	39	1279	244	383	.629	55	104	.529	537	48	102	33	72	543	13.9
Hunter	63	2018	280	613	.410	110	144	.764	286	112	182	44	18	778	12.3
Huerter	56	1760	252	610	.413	53	64	.828	228	213	139	44	27	684	12.2
Teague (TOT)	59	1464	213	489	.436	172	197	.873	142	308	106	44	19	641	10.9
Teague (ATL)	25	519	68	165	.412	47	53	.887	54	100	36	19	6	193	7.7
Reddish	58	1551	213	554	.384	101	126	.802	216	87	132	62	28	610	10.5
Len	40	745	142	260	.546	51	81	.630	230	42	93	20	33	349	8.7
Goodwin	34	430	76	190	.400	28	30	.933	72	51	43	12	4	206	6.1
Dedmon (TOT)	44	774	102	255	.400	30	36	.833	249	22	133	25	41	256	5.8
Dedmon (ATL)	10	233	33	84	.393	7	8	.875	82	7	40	10	15	81	8.1
Bembry	43	915	104	228	.456	26	48	.542	152	81	84	55	19	249	5.8
Labissiere (TOT)	33	567	81	147	.551	25	33	.758	169	42	89	7	31	190	5.8
Jonas	55	887	121	178	.680	62	84	.738	206	35	149	26	40	306	5.6
Crabbe	28	522	52	143	.364	9	12	.750	65	28	36	15	4	143	5.1
Carter	60	876	107	304	.352	23	29	.793	124	48	30	23	25	298	5.0
Graham (TOT)	55	929	87	242	.360	36	56	.643	150	45	102	24	6	243	4.4
Graham (ATL)	22	266	25	67	.373	9	19	.474	50	15	36	7	4	72	3.3
Fernando	56	713	103	199	.518	29	51	.569	198	49	107	18	17	240	4.3
Turner	19	251	25	67	.373	12	14	.857	38	38	20	9	8	62	3.3
Wallace	14	160	14	44	.318	11	17	.647	22	13	19	7	1	40	2.9
Parsons	5	54	5	18	.278	0	0	---	7	3	3	4	1	14	2.8
Brown	10	40	6	19	.316	5	5	1.000	4	2	3	2	2	20	2.0
Watson	2	17	0	7	.000	0	0	---	2	3	0	1	0	0	0.0

3-pt. field goals: Atlanta 805-2416 (.333) - Young 205-568 (.361), Huerter 127-334 (.380), Hunter 108-304 (.355), Reddish 83-250 (.332), Carter 61-202 (.302), Collins 59-147 (.401), Parker 31-115 (.270), Crabbe 30-93 (.323), Goodwin 26-87 (.299), Bembry 15-65 (.231), Len 14-56 (.250), Graham 13-37 (.351), Teague 10-30 (.333), Dedmon 8-36 (.222), Fernando 5-37 (.135), Parsons 4-14 (.286), Brown 3-9 (.333), Jones 2-9 (.222), Wallace 1-15 (.067), Turner 0-5 (.000), Watson 0-3 (.000), Opponents 797-2194 (.363).

RESULTS

(#, overtime; #2, double OT; #3, three OT; #4, four OT)

Date	Opponent	W/L	Atl.	Opp.	Record	1/18	DETROIT	L	103	136	10-33
10/24	at Detroit	W	117	100	1-0	1/20	TORONTO	L	117	122	10-34
10/26	ORLANDO	W	123	99	2-0	1/22	LA CLIPPERS	W	102	95	11-34
10/28	PHIL										

YEARLY RESULTS: 2020-21



41-31 OVERALL (25-11 at home, 16-20 on the road)

SEASON STATS

	G	Min	FGM	FGA	Pct	FTM	FTA	Pct	Reb	Asst	PF	Stl	Blk	Pts	Avg
Young	63	2125	487	1112	.438	484	546	.886	245	564	111	53	12	1594	25.3
Collins	63	1848	429	771	.556	170	204	.833	467	78	193	34	63	1111	17.6
Bogdanovic	44	1305	267	565	.473	40	44	.909	160	147	99	49	13	720	16.4
Capela	63	1898	413	695	.594	130	227	.573	903	49	145	44	129	956	15.2
Hunter	23	678	120	248	.484	73	85	.859	110	44	59	19	12	344	15.0
Gallinari	51	1222	206	475	.434	161	174	.925	211	76	105	30	10	676	13.3
Huerter	69	2126	316	731	.432	50	64	.781	231	241	165	82	18	822	11.9
Williams (TOT)	66	1423	265	646	.410	150	173	.867	138	225	62	47	6	749	11.3
Williams (ATL)	24	505	84	216	.389	47	54	.870	50	81	20	8	2	239	10.0
Reddish	26	750	96	263	.365	67	82	.817	104	35	68	33	9	292	11.2
Snell	47	992	88	171	.515	11	11	1.000	112	59	75	13	11	249	5.3
Goodwin	47	620	84	223	.377	28	43	.651	69	95	41	17	0	228	4.9
Okongwu	50	601	96	149	.644	36	57	.632	163	18	100	23	33	228	4.6
Hill	17	1513	107	298	.359	35	46	.761	214	75	116	50	11	317	4.5
Rondo	27	402	44	110	.400	1	2	.500	55	95	25	19	2	106	3.9
Knight	33	279	37	100	.370	44	55	.800	72	8	22	9	10	124	3.8
Mays	33	269	44	98	.449	22	25	.880	35	30	15	14	2	124	3.8
Fernando	33	226	18	44	.409	15	22	.682	78	10	23	4	3	51	1.5
Dunn	4	45	1	12	.083	3	4	.750	6	2	10	2	2	5	1.3

3-pt. field goals: Atlanta 895-2402 (.373) - Bogdanovic 146-333 (.438), Huerter 140-386 (.363), Young 136-397 (.343), Gallinari 103-254 (.406), Collins 83-208 (.399), Hill 68-212 (.321), Snell 62-109 (.569), Reddish 33-126 (.262), Goodwin 32-103 (.311), Hunter 31-95 (.326), Williams 24-54 (.444), Rondo 17-45 (.378), Mays 14-40 (.350), Knight 6-33 (.182). Opponents 858-2460 (.349).

YEARLY RESULTS: 2021-22



43-39 OVERALL (27-14 at home, 16-25 on the road)

SEASON STATS

	G	Min	FGM	FGA	Pct	FTM	FTA	Pct	Reb	Asst	PF	Stl	Blk	Pts	Avg
Young	76	2652	711	1544	.460	500	553	.904	284	737	128	72	7	2155	28.4
Collins	54	1663	339	644	.526	134	169	.793	422	98	164	33	56	876	16.2
Bogdanovic	63	1848	342	794	.431	97	115	.843	250	194	132	68	14	950	15.1
Hunter	53	1577	254	575	.442	127	166	.765	176	68	155	36	21	709	13.4
Huerter	74	2188	345	760	.454	42	52	.808	254	203	185	55	26	892	12.1
Reddish	34	797	138	343	.402	72	80	.900	84	38	45	35	11	406	11.9
Gallinari	66	1672	259	597	.434	141	156	.904	308	101	93	28	12	771	11.7
Oliver	2	43	10	15	.667	2	3	.667	6	3	5	1	1	23	11.5
Capela	74	2042	370	604	.613	80	169	.473	877	92	166	55	93	820	11.1
Okongwu	48	992	156	226	.690	80	110	.727	283	53	149	31	60	392	8.2
Iwundu	3	82	8	18	.444	3	4	.750	13	0	8	1	0	22	7.3
Williams	56	799	125	320	.391	67	78	.859	87	105	48	28	3	354	6.3
Brown	3	83	9	25	.360	5	6	.833	14	4	7	2	0	29	9.7
M. Hill	3	46	5	8	.625	4	4	1.000	6	1	7	4	1	17	5.7
Wright	77	1452	122	269	.454	54	63	.857	220	188	56	93	19	342	4.4
Luwawu-Cabarrot	52	685	74	186	.398	35	41	.854	82	40	76	18	6	227	4.4
Dieng	44	371	53	112	.473	19	26	.731	121	34	52	11	13	154	3.5
Knox II	17	111	16	45	.356	9	12	.750	22	7	14	2	1	46	2.7
Mays	28	220	32	64	.500	8	9	.889	25	17	9	7	0	80	2.9
Johnson	22	120	22	41	.537	5	7	.714	26	3	9	3	2	52	2.4
Stephenson	6	70	5	13	.385	1	2	.500	15	11	8	0	0	11	1.8
S. Hill	13	139	3	20	.150	0	0	----	23	12	16	4	2	8	0.6
Cooper	13	39	3	14	.214	0	0	----	5	5	1	0	0	7	0.5
Barner	3	13	0	4	.000	0	4	.000	3	3	1	0	0	0	0.0

3-pt. field goals: Atlanta 1056-2821 (.374) - Young 233-610 (.382), Bogdanovic 169-459 (.368), Huerter 160-411 (.389), Gallinari 112-294 (.381), Hunter 74-195 (.379), Collins 64-176 (.364), Reddish 58-153 (.379), Luwawu-Cabarrot 44-122 (.361), Wright 44-116 (.379), Williams 37-102 (.363), Dieng 29-68 (.426), Mays 8-25 (.320), Brown 6-15 (.400), Knox II 5-26 (.192), M. Hill 3-5 (.600), Iwundu 3-5 (.600), Johnson 3-13 (.231), S. Hill 2-13 (.154), Cooper 1-6 (.167), Oliver 1-3 (.333). Opponents 1051-2888 (.364).

RESULTS

(#, overtime; #2, double OT; #3, three OT; #4, four OT)

Date	Opponent	W/L	Atl.	Opp.	Record										
12/23	at Chicago	W	124	104	1-0	3/22	at LA Clippers	L	110	119	22-21				
12/26	at Memphis	W	122	112	2-0	3/24	at Sacramento	L	108	110	22-22				
12/28	DETROIT	W	128	120	3-0	3/26	at Golden State	W	124	108	23-22				
12/30	at Brooklyn	L	141	145	3-1	3/28	at Denver	L	102	126	23-23				
						3/30	at Phoenix	L	110	117	23-24				
1/1	at Brooklyn	W	114	96	4-1	4/1	#2 at San Antonio	W	134	129	24-24				
1/2	CLEVELAND	L	91	96	4-2	4/2	at New Orleans	W	126	103	25-24				
1/4	NEW YORK	L	108	113	4-3	4/4	GOLDEN STATE	W	117	111	26-24				
1/6	CHARLOTTE	L	94	102	4-4	4/6	NEW ORLEANS	W	123	107	27-24				
1/9	at Charlotte	L	105	113	4-5	4/7	MEMPHIS	L	113	131	27-25				
1/11	PHILADELPHIA	W	112	94	5-5	4/9	CHICAGO	W	120	108	28-25				
1/15	at Utah	L	92	116	5-6	4/11	at Charlotte	W	105	101	29-25				
1/16	at Portland	L	106	112	5-7	4/13	at Toronto	W	108	103	30-25				
1/18	MINNESOTA	W	108	97	6-7	4/15	MILWAUKEE	L	109	120	30-26				
1/20	# DETROIT	W	123	115	7-7	4/18	INDIANA	W	129	117	31-26				
1/22	at Minnesota	W	116	98	8-7	4/20	ORLANDO	W	112	96	32-26				
1/24	at Milwaukee	L	115	129	8-8	4/21	# at New York	L	127	137	32-27				
1/26	LA CLIPPERS	W	108	99	9-8	4/23	MIAMI	W	118	103	33-27				
1/27	# BROOKLYN	L	128	132	9-9	4/25	MILWAUKEE	W	111	104	34-27				
1/29	at Washington	W	116	100	10-9	4/26	at Detroit	L	86	100	34-28				
						4/28	at Philadelphia	L	83	127	34-29				
						4/30	at Philadelphia	L	104	126	34-30				
2/1	LA LAKERS	L	99	107	10-10	5/1	CHICAGO	W	108	97	35-30				
2/3	DALLAS	L	116	122	10-11	5/3	PORTLAND	W	123	114	36-30				
2/4	UTAH	L	91	112	10-12	5/5	PHOENIX	W	135	103	37-30				
2/6	TORONTO	W	132	121	11-12	5/6	at Indiana	L	126	133	37-31				
2/10	at Dallas	L	117	118	11-13	5/10	WASHINGTON	W	125	124	38-31				
2/12	SAN ANTONIO	L	114	125	11-14	5/12	WASHINGTON	W	120	116	39-31				
2/13	INDIANA	L	113	124	11-15	5/13	ORLANDO	W	116	93	40-31				
2/15	at New York	L	112	123	11-16	5/16	HOUSTON	W	124	95	41-31				
2/17	at Boston	W	128	114	12-16										
2/19	at Boston	L	109	121	12-17										
2/21	DENVER	W	123	115	13-17										
2/23	at Cleveland	L	111	112	13-18										
2/24	BOSTON	W	127	112	14-18										
2/26	at Oklahoma City	L	109	118	14-19										
2/28	at Miami	L	99	109	14-20										
3/2	at Miami	W	94	80	15-20										
3/3	at Orlando	W	115	112	16-20										
3/11	at Toronto	W	121	120	17-20										
3/13	SACRAMENTO	W	121	106	18-20										
3/14	CLEVELAND	W	100	82	19-20										
3/16	at Houston	W	119	107	20-20										
3/18	OKLAHOMA CITY	W	116	93	21-20										
3/20	at LA Lakers	W	99	94	22-20										

ATLANTA
Most points: 141 at Brooklyn (12/30)
Least points: 83 at Philadelphia (4/28)

OPPONENT
Most points: 145 at Brooklyn (12/30)
Least points: 80 at Miami (3/2)

RESULTS

(#, overtime; #2, double OT; #3, three OT; #4, four OT)

Date	Opponent	W/L	Atl.	Opp.	Record										
10/21	DALLAS	W	113	87	1-0	1/17	MILWAUKEE	W	121	114	18-25				
10/23	at Cleveland	L	95	101	1-1	1/19	MINNESOTA	W	134	122	19-25				
10/25	DETROIT	W	122	104											

MAJOR TRANSACTIONS: 1968 - 2022

September 16, 2022	Signed Malik Ellison.
September 12, 2022	Signed Jarrett Culver to two-way contract.
September 11, 2022	Requested waivers on Chaundee Brown Jr.
August 25, 2022	Signed Chris Silva.
August 2, 2022	Signed Tyson Etienne.
August 6, 2022	Signed Trent Forrest to a two-way contract.
July 25, 2022	Requested waivers on Sharife Cooper.
July 20, 2022	Hired Kyle Kover to the role of director of player affairs & development.
July 16, 2022	Signed Tyrese Martin.
July 12, 2022	Signed Frank Kaminsky.
July 8, 2022	Named Mike Longabardi as an assistant coach.
July 6, 2022	Completed a trade with Phoenix, receiving cash considerations in exchange for Jock Landale.
July 6, 2022	Acquired Justin Holiday, Maurice Harkless and a future first round pick in exchange for Kevin Huerter.
July 6, 2022	Signed Aaron Holiday.
July 3, 2022	Signed A.J. Griffin.
June 30, 2022	Acquired Dejourne Murray and Jock Landale from the San Antonio Spurs in exchange for Danilo Gallinari, a conditional 2023 first round pick, Atlanta's 2025 and 2027 first round picks and a 2026 first round pick swap.
June 23, 2002	Selected A.J. Griffin (16th overall) in the 2022 NBA Draft ... Acquired draft rights to Tyrese Martin (51st overall pick) from the Golden State Warriors in exchange for the draft rights to the 44th overall pick (Ryan Rollins) and cash considerations.
April 9, 2022	Signed Chaundee Brown Jr. to a two-way contract.
April 7, 2022	Converted Skylar Mays' contract from a two-way to a standard NBA contract.
January 14, 2022	Acquired Kevin Knox and a conditional future first-round pick from the New York Knicks in exchange for Cam Reddish and Solomon Hill as well as a 2025 second-round pick and cash considerations.
December 29, 2021	Signed Chris Clemons and Cameron Oliver to 10-day contracts.
December 28, 2021	Signed Justin Tillman to a 10-day contract.
December 27, 2021	Signed Chaundee Brown Jr. to a 10-day contract.
December 25, 2021	Signed Cat Barber and Malik Ellison to 10-day contracts.
December 23, 2021	Signed Wes Iwuodu to a 10-day contract.
December 22, 2021	Signed Lance Stephenson and Malcolm Hill to 10-day contracts.
October 18, 2021	Signed Kevin Huerter to a contract extension.
October 15, 2021	Requested waivers on Johnny Hamilton, DaQuan Jeffries and Ibi Watson.
October 15, 2021	Exercised the fourth-year (2022-23) contract options on De'Andre Hunter and Cam Reddish along with the third-year (2022-23) option on Onyeka Okongwu.
October 12, 2021	Signed Ibi Watson.
October 11, 2021	Requested waivers on Jahlii Okafor.
October 7, 2021	Requested waivers on A.J. Lawson and signed DaQuan Jeffries.
September 22, 2021	Signed Johnny Hamilton, A.J. Lawson, Timothe Luwawu-Cabarot and Jahlii Okafor.
September 1, 2021	Signed Clint Capela to a contract extension.
August 26, 2021	Signed Skylar Mays to two-way contract.
August 25, 2021	Named Nick Van Exel assistant coach.
August 9, 2021	Signed Gorgui Dieng.
August 6, 2021	Acquired Delon Wright from the Sacramento Kings as part of a three-team transaction.
August 6, 2021	Re-signed Lou Williams.
August 6, 2021	Re-signed John Collins.
August 6, 2021	Signed Trae Young to an extension.
August 5, 2021	Signed Solomon Hill.
August 5, 2021	Signed Jalen Johnson and Sharife Cooper ... Cooper's contract was a two-way contract.
July 29, 2021	Selected Jalen Johnson and Sharife Cooper in the 2021 NBA Draft.
July 8, 2021	Named Nate McMillan as head coach.
March 25, 2021	Acquired Lou Williams along with two second-round picks and cash considerations from the Los Angeles Clippers in exchange for Rajon Rondo.
March 1, 2021	Named Nate McMillan interim head coach.
March 1, 2021	Relieved Lloyd Pierce of head coaching duties.
December 21, 2020	Exercised fourth-year contract options on Kevin Huerter and Trae Young along with the third-year contract options on De'Andre Hunter and Cam Reddish.
November 28, 2020	Signed Kris Dunn.
November 25, 2020	Signed Solomon Hill.
November 25, 2020	Signed restricted free agent Bogdan Bogdanovic.
November 24, 2020	Acquired Danilo Gallinari, along with cash considerations, from Oklahoma City in exchange for a protected 2025 second-round pick.
November 24, 2020	Signed rookies Onyeka Okongwu, Skylar Mays (two-way) and Nathan Knight (two-way).
November 23, 2020	Signed Rajon Rondo.
November 20, 2020	Acquired Tony Snell and Khry Thomas from Detroit Pistons in exchange for Dewayne Dedmon ... Waived Khry Thomas.
November 18, 2020	Selected Onyeka Okongwu (6th overall) and Skylar Mays (50th overall) in the 2020 NBA Draft.
November 11, 2020	Named Nate McMillan Assistant Coach.
October 2, 2020	Named Landry Fields as Assistant General Manager.
February 12, 2020	Signed Brandon Goodwin to a multi-year contract.
February 6, 2020	Acquired De'Andre Hunter, Jr. and cash considerations from the Los Angeles Clippers in exchange for the Hawks' 2022 second-round draft pick (protected top 55). In a subsequent move, the Hawks requested waivers on Walton, Jr.
February 6, 2020	Acquired Dwayne Dedmon and two second-round picks from the Sacramento Kings in exchange for Alex Len and Jabari Parker.
February 6, 2020	Acquired Skal Labissiere and cash considerations from the Portland Trail Blazers in exchange for the Hawks' 2024 second-round pick (protected top 55).
February 6, 2020	Requested waivers on Nene.
February 5, 2020	Acquired Clint Capela and Nene from the Houston Rockets as part of a four-team trade involving 12 players ... As part of the exchange, Evan Turner was traded to Minnesota.
February 5, 2020	Requested waivers on Chandler Parsons.
January 16, 2020	Acquired Jeff Teague and Treveon Graham from the Minnesota Timberwolves in exchange for Allen Crabbe.
January 14, 2020	Released Paul Watson Jr.
January 6, 2020	Signed Paul Watson to 10-day contract.
December 14, 2019	Requested waivers on Tyrone Wallace.
October 23, 2019	Claimed Tyrone Wallace off waivers.
October 19, 2019	Requested waivers on Kenny Gabriel and Mark Ogden Jr.
October 19, 2019	Signed Mark Ogden Jr.
October 19, 2019	Picked up contract options on John Collins (fourth year), Kevin Huerter (third year) and Trae Young (third year).
October 18, 2019	Signed Kenny Gabriel.
October 18, 2019	Requested waivers on Armoni Brooks, Marcus Derrickson, Tahjere McCall and Jordan Sibert.
October 8, 2019	Requested waivers on Ray Spalding.
September 20, 2019	Re-signed Vince Carter.
August 27, 2019	Signed Armoni Brooks.
August 23, 2019	Signed Marcus Derrickson.

MAJOR TRANSACTIONS: 1968 - 2022, CONT.

August 6, 2019	Signed Brandon Goodwin to a two-way contract.
July 31, 2019	Signed Ray Spalding.
July 13, 2019	Requested waivers on Jaylen Adams.
July 11, 2019	Signed Japan Parker.
July 8, 2019	Acquired Damian Jones and a 2026 second-round draft pick from the Golden State Warriors in exchange for Omari Spellman.
July 7, 2019	Acquired Chandler Parsons from the Memphis Grizzlies in exchange for Solomon Hill and Miles Plumlee.
July 7, 2019	Signed De'Andre Hunter.
July 7, 2019	Signed Bruno Fernando.
July 7, 2019	Acquired Bruno Fernando, the 34th overall pick in the 2019 NBA Draft, from the Philadelphia 76ers, in exchange for the draft rights to Jordan Bone, the 57th overall pick of the 2019 NBA Draft, and two second-round draft picks.
July 7, 2019	Acquired the draft rights to De'Andre Hunter, the fourth overall pick in the 2019 NBA Draft, Solomon Hill, a conditional 2023 second-round pick and the draft rights to Jordan Bone, the 57th overall selection, from the New Orleans Pelicans in exchange for the draft rights to Jaxson Hayes, the eighth overall pick in the 2019 NBA Draft, Nickeil Alexander-Walker, the 17th overall pick, Marcos Louzada Silva, the 35th overall selection and a conditional 2020 first-round pick.
July 6, 2019	Acquired Allen Crabbe, a conditional 2020 first-round pick and the draft rights to Nickeil Alexander-Walker, the 17th overall pick in the 2019 NBA Draft, in exchange for Taurean Prince and a 2021 second-round pick.
July 1, 2019	Signed Charlie Brown Jr. to a two-way contract.
July 1, 2019	Signed Cam Reddish.
June 24, 2019	Acquired Evan Turner from the Portland Trail Blazers in exchange for Kent Bazemore.
June 20, 2019	Selected Cam Reddish (10th overall), Jaxson Hayes (8th overall) and Marcos Louzada Silva (35th overall) in the 2019 NBA Draft.
June 20, 2019	Acquired a 2024 second-round draft pick and cash considerations from the Golden State Warriors in exchange for the 41st overall pick in the 2019 NBA Draft.
June 19, 2019	Acquired a conditional 2024 second-round draft pick and cash considerations from the Miami Heat in exchange for the 44th overall pick in the 2019 NBA Draft.
June 10, 2019	Requested waivers on Deyonta Davis.
April 8, 2019	Signed Deyonta Davis to a multi-year contract.
April 1, 2019	Signed Isaac Humphries for the remainder of the season.
March 29, 2019	Signed Deyonta Davis to a second 10-day contract.
March 19, 2019	Signed Deyonta Davis to a 10-day contract.
March 12, 2019	Signed B.J. Johnson to a second 10-day contract.
March 8, 2019	Signed Tyler Zeller to a 10-day contract.
March 1, 2019	Signed B.J. Johnson to a 10-day contract.
February 20, 2019	Signed Jaylen Adams to a multi-year contract.
February 20, 2019	Signed Jordan Sibert to a 10-day contract.
February 11, 2019	Requested waivers on Jeremy Lin.
February 8, 2019	Requested waivers on Shelvin Mack.
February 8, 2019	Requested waivers on Jabari Bird.
February 7, 2019	Acquired Jabari Bird and cash considerations from the Boston Celtics in exchange for a conditional 2020 second-round pick.
February 7, 2019	Acquired Shelvin Mack from the Memphis Grizzlies in exchange for Tyler Dorsey.
February 7, 2019	Requested waivers on Daniel Hamilton.
October 15, 2018	Exercised fourth-year options on De'Andre' Bembry and Taurean Prince; exercised third-year option on John Collins.
October 13, 2018	Requested waivers on C.J. Anderson, R.J. Hunter and Thomas Robinson.
October 9, 2018	Requested waivers on Isaac Humphries ... Signed C.J. Anderson.
October 8, 2018	Signed Isaac Humphries.
October 2, 2018	Requested waivers on Cole Aldrich.
September 18, 2018	Signed Cole Aldrich.
September 7, 2018	Signed R.J. Hunter.
August 30, 2018	Signed Thomas Robinson.
August 29, 2018	Hawks and State Farm announce 20-year collaboration, including the naming rights to the team's arena.
August 24, 2018	Signed Vince Carter.
August 20, 2018	Signed Daniel Hamilton and Alex Poythress ... Poythress' contract was a two-way contract.
August 3, 2018	Signed Alex Len.
July 30, 2018	Requested waivers on Carmelo Anthony.
July 25, 2018	Acquired Carmelo Anthony and a protected 2022 first-round draft pick, along with Justin Anderson from Philadelphia, in exchange for Mike Muscala, who was traded to the 76ers and Dennis Schroder, who was traded to Oklahoma City ... As part of the transaction, Timothe Luwawu-Cabarot was traded from Philadelphia to Oklahoma City.
July 21, 2018	Requested waivers on Antonius Cleveland.
July 19, 2018	Requested waivers on Jaylen Morris.
July 19, 2018	Named Noel Gillespie as Head Coach of the Erie BayHawks of the NBA G League.
July 13, 2018	Acquired Jeremy Lin, along with a 2025 second-round pick and the right to swap second-round picks in 2023, from the Brooklyn Nets, in exchange for the rights to Isaja Cordinier and a protected 2020 second-round pick.
July 1, 2018	Signed rookies Trae Young, Kevin Huerter and Oman Spellman.
July 1, 2018	Signed Jaylen Adams to a two-way contract.
June 21, 2018	Acquired Trae Young, the fifth overall pick, along with a 2019 first-round draft pick from the Dallas Mavericks in exchange for the draft rights to Luke Donicic, the third overall selection, while choosing Kevin Huerter (15th overall) and Omari Spellman (30th overall) in the 2018 NBA Draft.
June 8, 2018	Named Melvin Hunt, Chris Jent, Greg Foster, Marlon Garnett and Matt Hill as assistant coaches, and Nate Babcock named as Special Assistant to the Head Coach.
May 11, 2018	Reached agreement in principle with Lloyd Pierce to become team's new head coach.
May 11, 2018	Requested waivers on Tyler Cavanaugh.
April 25, 2018	Parted ways with Head Coach Mike Budenholzer.
April 2, 2018	Signed Damon Lee for the remainder of the season.
April 1, 2018	Signed Jeremy Evans to a 10-day contract.
March 23, 2018	Signed Damon Lee to a second 10-day contract.
March 21, 2018	Signed Jaylen Morris to a multi-year contract.
March 14, 2018	Signed Antonius Cleveland to a multi-year contract.
March 13, 2018	Signed Damon Lee to a 10-day contract.
March 11, 2018	Signed Jaylen Morris to a second 10-day contract.
March 4, 2018	Signed Antonius Cleveland to a second 10-day contract.
February 28, 2018	Signed Jaylen Morris to a 10-day contract.
February 26, 2018	Requested waivers on Ersan Ilyasova.
February 22, 2018	Signed Antonius Cleveland to a 10-day contract.
February 9, 2018	Requested waivers on Marco Belinelli.
February 8, 2018	Requested waivers on Okaro White and Sheldon Mac ... Acquired Okaro White from the Miami Heat in exchange for Luke Babbitt ... Acquired Sheldon Mac and cash considerations from the Washington Wizards in exchange for a protected 2019 second round draft pick.
January 15, 2018	Signed Andrew White III to a two-way contract.
December 18, 2017	Signed Tyler Cavanaugh to a multi-year contract.

HISTORY

HISTORY

MAJOR TRANSACTIONS: 1968 - 2022, CONT.

December 8, 2017	Requested waivers on Nicolas Brussino.
November 5, 2017	Signed Tyler Cavanaugh to a two-way contract.
October 20, 2017	Named Michelle Leftwich Vice President of Salary Cap Administration.
October 17, 2017	Signed free agent Isaiah Taylor.
October 14, 2017	Exercised the third-year (2018-19) options on the contracts of DeAndre' Bembry and Taurean Prince ... Requested waivers on Kay Felder and Richard Jefferson ... Acquired Kay Felder, Richard Jefferson, two future second-round draft picks and cash considerations from the Cleveland Cavaliers in exchange for the rights to Dimitrios Agravanis and Sergiy Gladys.
October 6, 2017	Requested waivers on Tyler Cavanaugh, Quinn Cook and Jeremy Evans.
September 25, 2017	Signed free agent John Jenkins ... Waived DeAndre Liggins ... Acquired DeAndre Liggins and cash considerations from the Los Angeles Clippers in exchange for draft considerations.
September 21, 2017	Signed free agents Jeremy Eavis and Jordan Mathews.
September 7, 2017	Named Rod Higgins College Scout, Brady Howe to Assistant Athletic Trainer, Adam Lojaccono Performance Therapist, Dan Martinez Senior Director of Team Operations and Derek Pierce Pro Player Personnel Scout ... Promoted Daniel Bove to Sports Scientist/Assistant Strength & Conditioning Coach, Scottie Parker to Head Athletic Trainer, Zach Peterson to Video Coordinator, Patrick St. Andrews to Assistant Coach and Daniel Starkman to Manager of Basketball Information and Scouting Coordinator.
September 6, 2017	Signed free agents Quinn Cook, Josh Magette (two-way contract) and Tyler Cavanaugh.
August 9, 2017	Signed Luke Babbitt.
July 31, 2017	Requested waivers on Diamond Stone.
July 25, 2017	Re-signed Mike Muscala.
July 25, 2017	Named Josh Longstaff Head Coach of the Erie BayHawks of the NBA G League.
July 22, 2017	Claimed Nicolas Brussino off waivers.
July 21, 2017	Re-signed Ersan Ilyasova, and signed Dewayne Dedmon.
July 14, 2017	Signed rookie Tyler Dorsey.
July 7, 2017	Requested waivers on Jamal Crawford.
July 7, 2017	Named Chris Jent as an assistant coach.
July 6, 2017	Acquired a 2018 first-round pick, Diamond Stone, Jamal Crawford and cash considerations from the Los Angeles Clippers, as Atlanta sends a 2019 second-round pick to the Denver Nuggets ... As part of the three-team trade, the Clippers receive Denver forward Danilo Gallinari.
July 1, 2017	Signed rookie John Collins.
June 30, 2017	Requested waivers on Mike Dunleavy.
June 28, 2017	Traded Ryan Kelly to the Houston Rockets in exchange for draft considerations.
June 22, 2017	Selected John Collins (19th overall), Tyler Dorsey (41st overall) and Alpha Kaba (60th overall) in the 2017 NBA Draft.
June 20, 2017	Acquired Marco Belinelli, Miles Plumlee and the 41st overall pick in the 2017 NBA Draft from the Charlotte Hornets in exchange for Dwight Howard and the 31st overall pick in the 2017 NBA Draft.
May 25, 2017	Named Travis Schlenk as General Manager/Head of Basketball Operations.
May 5, 2017	Announced basketball operations reorganization; Mike Budenholzer continues as head coach while resigning as President of Basketball Operations, while Wes Wilcox is named as a special advisor to ownership.
April 11, 2017	Named Malik Rose as General Manager of the Erie BayHawks of the NBA Development League.
March 4, 2017	Claimed Jose Calderon off waivers.
February 26, 2017	Requested waivers on Lamar Patterson.
February 24, 2017	Signed Ryan Kelly and Lamar Patterson to multi-year contracts.
February 23, 2017	Acquired a future protected second-round draft pick and cash considerations from the Phoenix Suns in exchange for Mike Scott.
February 22, 2017	Acquired Ersan Ilyasova from the Philadelphia 76ers in exchange for Tiago Splitter, Miami's protected 2017 second-round draft pick and the right to swap the lesser of Philadelphia's 2017 second-round picks with Atlanta's own 2017 second-round pick.
February 8, 2017	Signed Lamar Patterson to a second 10-day contract.
January 29, 2017	Signed Lamar Patterson to a 10-day contract.
January 18, 2017	Signed Gary Neal to a 10-day contract.
January 18, 2017	Acquired the draft rights to Cenk Akyol and a traded player exception from Denver in exchange for Mo Williams.
January 7, 2017	Acquired a future first-round draft pick along with Mike Dunleavy and Mo Williams from the Cleveland Cavaliers in exchange for Kyle Korver.
January 6, 2017	Requested waivers on Ryan Kelly.
October 31, 2016	Signed Ryan Kelly.
October 31, 2016	Requested waivers on Edy Tavares.
October 26, 2016	Signed Dennis Schroder to a multi-year contract extension.
October 22, 2016	Requested waivers on Josh Magette.
October 21, 2016	Requested waivers on Will Bynum.
October 20, 2016	Requested waivers on Jarrett Jack.
October 19, 2016	Requested waivers on Ryan Kelly.
October 17, 2016	Requested waivers on Matt Costello.
October 3, 2016	Signed Josh Magette.
October 1, 2016	Requested waivers on Richard Solomon.
September 20, 2016	Signed Will Bynum, Ryan Kelly and Richard Solomon.
July 26, 2016	Signed Matt Costello.
July 15, 2016	Re-signed Kris Humphries; Signed Jarrett Jack and Malcolm Delaney.
July 15, 2016	Signed rookies Taurean Prince and DeAndre' Bembry.
July 12, 2016	Requested waivers on Lamar Patterson.
July 12, 2016	Signed free agent Dwight Howard.
July 7, 2016	Acquired rights to Taurean Prince from the Utah Jazz as part of a three-team trade, with Jeff Teague going to the Indiana Pacers.
July 7, 2016	Re-signed Kent Bazemore.
June 29, 2016	Picked up contract option on Mike Muscala for 2016-17 season.
June 24, 2016	Selected DeAndre' Bembry (21st overall) and Isiaia Cordinier (44th overall) in the 2016 NBA Draft ... Atlanta also selected Kay Felder (54th overall) and sent his draft rights to the Cleveland Cavaliers in exchange for cash considerations.
June 2, 2016	Promoted Jeff Peterson to Assistant General Manager.
March 1, 2016	Signed free agent Kris Humphries.
February 18, 2016	Acquired Kirk Hinrich from Chicago as part of a three-team transaction with Shelvin Mack being traded to Utah and Justin Holiday and the Jazz's 2018 second-round draft pick (Denver's selection) traded to Chicago.
October 27, 2015	Exercised fourth-year contract options on Tim Hardaway Jr. and Dennis Schroder.
October 24, 2015	Waived Earl Barron and DeQuan Jones.
October 22, 2015	Waived Terran Petteway.
October 10, 2015	Waived Arsalan Kazemi and Edgar Sosa.
September 29, 2015	Signed Arsalan Kazemi.
September 25, 2015	Signed Earl Barron, DeQuan Jones and Edgar Sosa, and waived Jason Richardson.
September 18, 2015	Named Michael Blackstone as Assistant General Manager, John Treloar Director of Player Personnel, Malik Rose as Manager of Basketball Operations, Dotun Akinwale as Manager of Scouting, Matt Elijah as Manager of Basketball Administration, Daniel Starkman as Coordinator of Basketball Operations and David Painter as Director of Basketball Facilities ... Promoted Jeff Peterson to Director of Scouting and Naya-Joi Martin to Manager of Player Programs.

MAJOR TRANSACTIONS: 1968 - 2022, CONT.

August 28, 2015	Named Keke Lyles Executive Director of Player Performance, Art Home Head Athletic Trainer, Mike Roncarati Director of Rehabilitation and Chris Chase Athletic Performance Coach.
August 18, 2015	Signed Jason Richardson.
July 24, 2015	Signed Lamar Patterson and Terran Petteway.
July 9, 2015	Signed Justin Holiday.
July 9, 2015	Signed Walter "Edy" Tavares.
July 9, 2015	Re-signed Paul Millsap.
July 9, 2015	Acquired Tiago Splitter from the San Antonio Spurs in exchange for the draft rights to Georgios Printezis and a future second-round pick.
July 9, 2015	Requested waivers on Austin Daye.
June 30, 2015	Announced the promotions of Head Coach Mike Budenholzer to President of Basketball Operations and Wes Wilcox to General Manager.
June 25, 2015	Acquired Tim Hardaway Jr. from the New York Knicks, and selected Marcus Eriksson and Dimitrios Agravanis in the 2015 NBA Draft.
June 24, 2015	NBA Board of Governors approves sale of the Hawks to an ownership group led by Tony Ressler.
April 4, 2015	Signed Austin Daye to a multi-year contract.
March 25, 2015	Signed Austin Daye to a second 10-day contract.
March 15, 2015	Signed Austin Daye to a 10-day contract.
March 5, 2015	Signed Jarrell Eddie to a 10-day contract.
February 10, 2015	Traded Adrian Payne to Minnesota in exchange for a future first round draft pick.
October 21, 2014	Waived Jarrell Eddie and Dexter Pittman.
September 29, 2014	Signed Jarrell Eddie and Dexter Pittman.
September 23, 2014	Re-signed Elton Brand and signed Kent Bazemore.
August 26, 2014	Re-signed Mike Scott.
August 22, 2014	Re-signed Shelvin Mack.
August 20, 2014	Named Charles Lee and Ben Sullivan as assistant coaches.
August 4, 2014	Named Neven Spahija assistant coach.
July 25, 2014	Signed 2014 first-round pick Adrian Payne.
July 15, 2014	Acquired Thabo Sefolosha in a sign-and-trade transaction from the Oklahoma City Thunder, along with the draft rights to Giorgos Printezis in exchange for the draft rights to Sofoklis Schortsanitis.
July 11, 2014	Requested waivers on John Salmons.
June 30, 2014	Acquired a 2015 second-round pick and John Salmons from Toronto in exchange for Lou Williams and the draft rights to Lucas Nogueira.
June 27, 2014	Selected Adrian Payne (15th overall) and Walter Tavares (43rd overall) in the 2014 NBA Draft, later acquiring the draft rights to Lamar Patterson (48th overall) from Milwaukee in exchange for a future second-round pick.
April 13, 2014	Steve Koonin named CEO of Atlanta Hawks and Philips Arena.
February 27, 2014	Released Dexter Pittman and signed Mike Muscala.
February 22, 2014	Requested waivers on Jared Cunningham and signed Dexter Pittman to a 10-day contract.
February 21, 2014	Signed Cartier Martin for the remainder of the season and requested waivers on Antawn Jamison.
February 20, 2014	Acquired Antawn Jamison from the Los Angeles Clippers in exchange for the draft rights to Cenk Akyol.
February 11, 2014	Signed Cartier Martin to a second 10-day contract.
February 1, 2014	Signed Cartier Martin to a 10-day contract.
January 22, 2014	Signed James Nunnally to a second 10-day contract.
January 11, 2014	Signed James Nunnally to a 10-day contract.
January 7, 2014	Waived Cartier Martin.
October 31, 2013	Exercised the 2014-15 contract option on John Jenkins.
October 26, 2013	Waived Eric Dawson.
October 25, 2013	Waived Royal Ivey.
October 21, 2013	Waived James Johnson.
October 15, 2013	Signed free agent Cartier Martin.
October 14, 2013	Waived David Lighty, Adonis Thomas and Damien Wilkins.
September 30, 2013	Signed Eric Dawson, Royal Ivey, James Johnson, David Lighty, Adonis Thomas and Damien Wilkins.
August 3, 2013	Signed DeMarre Carroll.
August 2, 2013	Named Jim Thomas assistant coach.
July 29, 2013	Awarded Gustavo Ayon off waivers.
July 26, 2013	Signed Pero Antic.
July 15, 2013	Signed Elton Brand.
July 13, 2013	Matched the Milwaukee Bucks' offer sheet for restricted free agent Jeff Teague.
July 12, 2013	Signed Kyle Korver to new contract.
July 11, 2013	Named Taylor Jenkins assistant coach.
July 11, 2013	Signed Dennis Schroder.
July 10, 2013	Signed Paul Millsap.
June 27, 2013	Selected Dennis Schroder with the 17th pick of the 2013 NBA Draft, also acquiring the rights to Lucas Nogueira (the 16th pick), Mike Muscala (the 44th pick) and Jared Cunningham from Dallas in exchange for the rights to Shane Larkin (the 18th pick) ... Also acquired a 2015 second-round pick from the Utah Jazz in exchange for Raul Neto, and a conditional 2017 second-round pick from the Miami Heat in exchange for James Ennis.
June 15, 2013	Named Darvin Ham assistant coach.
June 10, 2013	Named Quinn Snyder assistant coach.
May 28, 2013	Named Mike Budenholzer head coach.
March 26, 2013	Signed Shelvin Mack for the remainder of the season.
March 16, 2013	Signed Shelvin Mack to a second 10-day contract.
March 6, 2013	Waived Jeremy Tyler ... Signed Shelvin Mack to a 10-day contract.
February 21, 2013	Acquired Dahntay Jones from Dallas in exchange for Anthony Morrow ... Acquired Jeremy Tyler and cash considerations from Golden State in exchange for future draft considerations.
February 2, 2013	Signed Jannero Pargo to a second 10-day contract.
January 21, 2013	Signed Jannero Pargo to a 10-day contract.
October 27, 2012	Waived James Anderson and Damion James.
October 17, 2012	Waived Carldeil Johnson.
October 11, 2012	Waived Keith Benson and Isma'il Muhammad.
October 1, 2012	Signed free agent Isma'il Muhammad.
September 27, 2012	Signed free agents James Anderson, Keith Benson, Damion James, Carldeil Johnson and Anthony Tolliver.
September 18, 2012	Re-signed restricted free agent Ivan Johnson.
September 17, 2012	Requested waivers on Jordan Williams.
September 6, 2012	Signed second-round draft pick Mike Scott.
August 28, 2012	Named Kenny Atkinson Assistant Coach/Player Development, Bob Weiss Assistant Coach/Consultant, Rick Sund Senior Advisor, Basketball Operations and Jeff Watkinson Strength and Conditioning Coach.
July 30, 2012	Completed a sign-and-trade transaction that sent Willie Green to the LA Clippers in exchange for the rights to Sofoklis Schortsanitis.
July 16, 2012	Acquired Kyle Korver from the Chicago Bulls in exchange for cash considerations.
July 16, 2012	Requested waivers on Jordan Farmar.
July 12, 2012	Signed free agent Lou Williams.

MAJOR TRANSACTIONS: 1968 - 2022, CONT.

July 11, 2012	Acquired Anthony Morrow, Jordan Farmar, DeShawn Stevenson, Johan Petro, Jordan Williams, a first-round pick, a second-round pick and draft considerations from the Brooklyn Nets in exchange for Joe Johnson.
July 11, 2012	Acquired Devin Harris from the Utah Jazz in exchange for Marvin Williams.
July 10, 2012	Signed John Jenkins.
July 3, 2012	Named Wes Wilcox Assistant General Manager.
June 28, 2012	Selected John Jenkins (23rd overall) and Mike Scott (43rd overall) in 2012 NBA Draft.
June 28, 2012	Danny Ferry named President of Basketball Operations and General Manager.
May 18, 2012	Hawks pick up contract option for head coach Larry Drew.
April 27, 2012	Ivan Johnson named Eastern Conference Rookie of the Month.
March 26, 2012	Joe Johnson named Eastern Conference Player of the Week.
March 15, 2012	Hawks trade a 2012 second-round pick to the Golden State Warriors in exchange for cash considerations.
March 1, 2012	Signed Erick Dampier for the remainder of the season.
February 19, 2012	Signed Erick Dampier to a second 10-day contract.
February 9, 2012	Signed Erick Dampier to a 10-day contract.
January 26, 2012	Requested waivers on Donald Sloan.
December 23, 2011	Requested waivers on Keith Benson, Magnum Rolle, Pape Sy and Brad Wanamaker.
December 22, 2011	Signed Willie Green.
December 20, 2011	Signed Jammer Pargo.
December 17, 2011	Requested waivers on Charles Garcia and Zach Graham.
December 17, 2011	Signed Brad Wanamaker.
December 9, 2011	Signed second-round pick Keith Benson ... Signed free agents Tracy McGrady, Vladimir Radmanovic, Jerry Stackhouse, Charles Garcia, Zach Graham, Ivan Johnson and Donald Sloan ... Re-signed Jason Collins.
June 23, 2011	Selected Keith Benson with the 48th overall pick (2nd round) of the 2011 NBA Draft.
April 11, 2011	Signed free agent Magnum Rolle.
February 23, 2011	Acquired Kirk Hinrich and Hilton Armstrong from Washington in exchange for Mike Bibby, Maurice Evans, Jordan Crawford and a draft pick.
January 28, 2011	Signed Damien Wilkins for the remainder of the season.
January 18, 2011	Signed Damien Wilkins to a second 10-day contract.
January 8, 2011	Signed Damien Wilkins to a 10-day contract.
January 5, 2011	Requested waivers on Damien Wilkins.
December 3, 2010	Signed Damien Wilkins.
November 1, 2010	Agreed to a multi-year contract extension with Al Horford.
October 20, 2010	Released Evan Brock, Richard Delk and Ricardo Marsh.
September 24, 2010	Signed Evan Brock, Richard Delk and Ricardo Marsh.
September 15, 2010	Signed Pape Sy.
September 8, 2010	Named Nick Van Exel as Player Development Instructor.
September 2, 2010	Signed Etan Thomas.
July 29, 2010	Re-signed Jason Collins.
July 28, 2010	Named Kenny Gattison an assistant coach.
July 26, 2010	Josh Powell signed to a contract.
July 14, 2010	Acquired second-round pick from Phoenix, in exchange for Josh Childress.
July 9, 2010	Signed rookie guard Jordan Crawford.
July 8, 2010	Re-signed unrestricted free agent Joe Johnson.
July 5, 2010	Named Lester Conner, Bob Bender and Tyrone Hill assistant coaches, and Greg Ballard as scout.
June 24, 2010	Acquired Jordan Crawford, along with rights to Tibor Pleiss, in a draft night trade from New Jersey, in exchange for the rights to Damon James ... Pleiss' rights are traded to the Oklahoma City Thunder in exchange for cash considerations.
June 18, 2010	Philips Arena President Bob Williams named President of the Hawks.
June 13, 2010	Larry Drew named head coach.
February 1, 2010	Signed Mario West for the remainder of the season.
January 22, 2010	Signed Mario West to a second 10-day contract.
January 12, 2010	Signed Mario West to a 10-day contract.
January 5, 2010	Waived Othello Hunter.
October 21, 2009	Waived Garret Siler, Courtney Sims and Mario West.
October 20, 2009	Waived Aaron Miles and Mike Wilks.
October 13, 2009	Waived Aaron Miles and Frank Robinson.
September 25, 2009	Signed Juan Dixon, Othello Hunter, Aaron Miles, Frank Robinson, Garret Siler, Courtney Sims, Mario West and Mike Wilks.
September 2, 2009	Signed Jason Collins.
August 25, 2009	Signed Joe Smith.
August 7, 2009	Re-signed Marvin Williams.
July 20, 2009	Signed Jeff Teague.
July 14, 2009	Acquired a second-round draft pick, cash and future considerations from Houston in exchange for David Andersen.
July 13, 2009	Signed Mike Bibby and Zaza Pachulia to new contracts.
June 25, 2009	Acquired Jamal Crawford from Golden State in exchange for Acie Law IV and Speedy Claxton.
June 23, 2009	Selected Jeff Teague (19th overall) and Sergiy Gladyr (49th) in the 2009 NBA Draft.
October 14, 2008	Requested waivers on Marcus Hubbard and Frank Robinson.
October 4, 2008	Waived Lester Oyedele.
September 29, 2008	Signed free agent Dumidde Oyedele.
September 26, 2008	Signed free agents Marcus Hubbard, Frank Robinson and Mario West.
September 25, 2008	Exercised the contract options for 2009-10 season on Al Horford and Acie Law IV.
September 24, 2008	Named Mark Price Shooting Consultant and Duane Ferrell as Player Relations and Programs Manager.
August 13, 2008	Atlanta matches the Memphis Grizzlies offer sheet on Josh Smith, signing him to a new contract.
August 12, 2008	Hawks sign free agent Ronald "Flip" Murray.
August 11, 2008	Atlanta signs free agents Thomas Gardner and Othello Hunter.
July 30, 2008	Hawks sign free agent Randolph Morris.
July 29, 2008	Atlanta signs free agent Maurice Evans.
July 16, 2008	Hawks name Jim Todd and Tyrone Hill assistant coaches.
June 24, 2008	Atlanta signs assistant coaches Larry Drew and Bob Bender to new contracts, and announces the addition of David Ferrell (Assistant GM/ Director of Player Personnel) and Steve Rosenberry (Director of Pro Personnel/College Scouting) to the basketball operations department.
June 13, 2008	Hawks sign head coach Mike Woodson to a new contract.
May 28, 2008	Atlanta names Rick Sund as General Manager.
March 9, 2008	Hawks sign Jeremy Richardson for the remainder of the season.
February 28, 2008	Atlanta signs Jeremy Richardson to a second 10-day contract.
February 18, 2008	Hawks sign Jeremy Richardson to a 10-day contract.
February 16, 2008	Atlanta acquires Mike Bibby from Sacramento in exchange for Anthony Johnson, Tyrone Lue, Shelden Williams, Lorenzen Wright and a 2008 second round draft pick.
October 25, 2007	Hawks waive Antywane Robinson, Steven Smith and Jamaal Tatum.

MAJOR TRANSACTIONS: 1968 - 2022, CONT.

October 1, 2007	Atlanta signs free agents Antywane Robinson, Steven Smith, Jamaal Tatum and Mario West.
August 22, 2007	Hawks name Alton Lister as an assistant coach.
August 21, 2007	Atlanta exercised contract options on Marvin Williams and Shelden Williams for 2008-09 season.
July 9, 2007	Hawks sign first-round picks Al Horford and Acie Law IV.
June 28, 2007	Atlanta selects Al Horford (third overall) and Acie Law IV (11th overall) in the 2007 NBA Draft.
April 19, 2007	Shelden Williams named NBA Eastern Conference Rookie of the Month.
February 22, 2007	Hawks acquire Anthony Johnson from Dallas in exchange for a 2007 2nd-round pick.
February 8, 2007	Atlanta signs Jeremy Richardson to a second 10-day contract.
January 27, 2007	Hawks sign Jeremy Richardson to a 10-day contract.
January 16, 2007	Atlanta signs Dijon Thompson to a second 10-day contract.
January 6, 2007	Hawks sign Dijon Thompson to a 10-day contract.
January 3, 2007	Atlanta waives Cedric Bozeman.
December 28, 2006	Hawks sign Slava Medvedenko.
December 23, 2006	Atlanta waives Matt Freije.
October 26, 2006	Hawks waive Andre Brown and Andreas Glyniadakis.
October 23, 2006	Atlanta waives Lionel Chalmers and Kaniel Dickens.
October 3, 2006	Promoted Gary Fitzsimmons to VP/Asst. GM, Scott Wilkinson to Asst. GM and Mike McNeive to Director of Basketball Ops.
September 29, 2006	Signed Cedric Bozeman, Andre Brown, Lionel Chalmers, Kaniel Dickens, Matt Freije and Andreas Glyniadakis.
August 30, 2006	Hawks sign Lorenzen Wright to a contract.
August 28, 2006	Atlanta exercises the 2007-08 contract options for Josh Smith, Josh Childress and Marvin Williams.
August 22, 2006	Hawks acquire a 2007 first-round pick from the Indiana Pacers, in exchange for Al Harrington and John Edwards.
July 12, 2006	Atlanta signs guard Speedy Claxton to a contract.
July 12, 2006	Atlanta signs second-round draft pick Solomon Jones to a contract.
July 10, 2006	Hawks sign first-round draft pick Shelden Williams to a contract.
June 30, 2006	Hawks exercised contract option on Royal Ivey for 2005-06 campaign, and decline Donta Smith's option.
June 29, 2006	Atlanta selects Shelden Williams (1st round, 5th overall) and Solomon Jones (2nd round, 33rd overall) in the 2006 NBA Draft.
April 16, 2006	Hawks sign Anthony Grundy for the remainder of the season.
April 6, 2006	Atlanta signs Anthony Grundy to a second 10-day contract.
March 27, 2006	Hawks sign Anthony Grundy to a 10-day contract.
March 27, 2006	Atlanta signs James Lang to a second 10-day contract.
March 6, 2006	Hawks recall Donta Smith from Arkansas of the NBA Development League.
March 2, 2006	Atlanta signs James Lang to a 10-day contract.
February 24, 2006	Hawks waive Tony Delk.
January 5, 2006	Atlanta waives John Thomas.
December 2, 2005	Hawks assign Donta Smith to the Arkansas RimRockers of the NBA Development League.
November 25, 2005	Atlanta claims John Thomas off waivers.
October 27, 2005	Hawks waive Anthony Grundy and Ajani Williams.
October 13, 2005	Atlanta waives Roderick Riley, Mark Strickland and Anthony Wilkins.
October 4, 2005	Hawks sign free agents Anthony Grundy, Roderick Riley, Mark Strickland, Anthony Wilkins and Ajani Williams.
September 12, 2005	Atlanta signs free agent Esteban Batista.
August 30, 2005	Hawks announce signing of Tyrone Lue, Salim Stoudamire and John Edwards.
August 19, 2005	Atlanta obtains Joe Johnson from the Phoenix Suns in exchange for Boris Diaw and two conditional first-round picks.
August 11, 2005	Hawks sign free agent Zaza Pachulia.
August 3, 2005	Atlanta signs Milwaukee's restricted free agent Zaza Pachulia to an offer sheet.
July 12, 2005	Hawks sign Marvin Williams to a contract.
July 5, 2005	Atlanta releases Obinna Ekezie and James Thomas.
July 1, 2005	Hawks decline to pick up the contract option on Peja Drobnyak, making him an unrestricted free agent.
June 28, 2005	Atlanta selects Marvin Williams (No. 2), Salim Stoudamire (No. 31) and Cenk Akyol (No. 59) in the 2005 NBA Draft.
April 16, 2005	Hawks place James Thomas (back spasms) on the injured list, and activate Kevin Willis.
April 9, 2005	Atlanta places Obinna Ekezie (strained left shoulder) on the IL, and signs James Thomas for the remainder of the season.
April 7, 2005	Hawks place Al Harrington (right knee tendinitis) on the IL, and activate Michael Stewart.
March 14, 2005	Hawks place Michael Stewart (low back spasms) on the IL, and activate Tony Delk.
March 8, 2005	Atlanta places Kevin Willis (lower back strain) on the IL, and activates Donta Smith.
March 5, 2005	Hawks activate Kevin Willis from the IL.
March 1, 2005	Atlanta waives Gary Payton.
February 24, 2005	Atlanta acquires a 2005 or future first-round pick, Gary Payton, Tom Gugliotta and Michael Stewart from the Boston Celtics in exchange for Antoine Walker ... Atlanta waives Kenny Anderson and Chris Crawford ... Atlanta places Tony Delk (left hand contusion) and Donta Smith (left knee tendinitis) on the injured list.
February 22, 2005	Hawks place Kevin Willis (lower back strain) on the IL, and activate Al Harrington.
February 12, 2005	Hawks place Kenny Anderson (left hamstring strain) on the IL, and activate Josh Smith.
February 7, 2005	Hawks place Al Harrington (right knee tendinitis) on the IL, and activate Kenny Anderson.
February 2, 2005	Atlanta places Josh Smith (sprained right ankle) on the IL, and activates Donta Smith.
January 31, 2005	Hawks sign Obinna Ekezie for the remainder of the season.
January 29, 2005	Atlanta places Kenny Anderson (left calf strain) on the IL, and activates Royal Ivey.
January 24, 2005	Hawks place Donta Smith (left knee tendinitis) on the IL, and activate Kevin Willis.
January 20, 2005	Hawks sign Obinna Ekezie to a second 10-day contract.
January 19, 2005	Hawks place Royal Ivey (right knee tendinitis) on the IL, and activate Tony Delk.
January 10, 2005	Atlanta places Kevin Willis (strained lower back) on the IL, and signs Obinna Ekezie to a 10-day contract.
January 6, 2005	Atlanta places Tony Delk (left hand contusion/sprain) on the IL, and activates Donta Smith.
December 23, 2004	Atlanta acquires Tyrone Lue from the Houston Rockets in exchange for Jon Barry.
December 14, 2004	Atlanta waives Jelani McCoy, and activates Royal Ivey from the IL.
November 30, 2004	Hawks place Donta Smith (lower back strain) on the IL, and activate Kevin Willis.
November 28, 2004	Hawks place Royal Ivey (sprained right medial collateral ligament) on the IL, and activate Donta Smith.
November 19, 2004	Atlanta places Kevin Willis (strained right shoulder) on the IL, and activates Tony Delk.
November 8, 2004	Hawks waive Anthony Miller and sign Jelani McCoy.
November 1, 2004	Hawks place Chris Crawford (torn ACL, right knee), Tony Delk (sore right knee) and Donta Smith (lower back strain) on the IL.
October 28, 2004	Hawks waive Lonny Baxter and Donnell Harvey.
October 22, 2004	Atlanta signs Donnell Harvey, and waives Reggie Butler, Jeff Myers and Saddy Washington.
October 6, 2004	Atlanta extends the contract of Executive VP and General Manager Billy Knight.
October 5, 2004	Hawks sign Anthony Miller.
October 4, 2004	Atlanta signs Saddy Washington, Reggie Butler, Jeff Myers and Lonny Baxter.
September 22, 2004	Atlanta signs Kevin Willis.
September 16, 2004	Hawks sign Kenny Anderson and Jon Barry.
August 24, 2004	Hawks name Larry Drew, Herb Brown, Bob Bender, Greg Ballard and David Fizdale assistant coaches.
August 16, 2004	Hawks acquire Fredrag Drobnyak from Charlotte for a 2005 second-round pick.

MAJOR TRANSACTIONS: 1968 - 2022, CONT.

- August 4, 2004..... Atlanta acquires Antoine Walker and Tony Delk from Dallas in exchange for Jason Terry, Alan Henderson and a future first-round pick.
- July 15, 2004..... Hawks acquire Al Harrington from the Indiana Pacers in exchange for Stephen Jackson (sign-and-trade).
- July 12, 2004..... Atlanta signs first-round picks Josh Childress and Josh Smith.
- July 8, 2004..... Hawks name Mike Woodson as head coach.
- June 24, 2004..... Hawks select Josh Childress (No. 6), Josh Smith (No. 17), Donta Smith (No. 34), Royal Ivey (No. 37) and Viktor Sanikidze (No. 42) in the 2004 NBA Draft ... Hawks trade Sanikidze to the San Antonio Spurs for a 2005 second-round pick, and cash considerations.
- May 7, 2004..... Hawks dismiss Terry Stotts from head coaching position.
- March 31, 2004..... The Hawks and Philips Arena operating rights are sold to a group of businessmen led by Bruce Levenson and Michael Gearon. Additionally, Bernie Mullin is named President and Chief Executive Officer, Bill Duffy is named Executive Vice President and Chief Financial Officer and Ailey Penningroth is named Vice President of Strategic Planning/Special Assistant to the President & CEO ... Additionally, Dominique Wilkins is named Vice President/Basketball.
- March 28, 2004..... Atlanta signs Jason Collier for the remainder of the season.
- March 18, 2004..... Hawks sign Michael Bradley for the remainder of the season, and sign Jason Collier to a second 10-day contract.
- March 15, 2004..... Atlanta waives forward Chris Mills, places center Joel Przybilla on the injured list, and signs center Mamadou N'diaye for the rest of the season.
- March 12, 2004..... Hawks announce that a group of businessmen led by Bruce Levenson and Michael Gearon have received NBA approval for transfer of the Hawks' operations.
- March 9, 2004..... Atlanta signs forward Josh Davis to a 10-day contract.
- March 8, 2004..... Hawks sign forward Jason Collier to a 10-day contract.
- March 1, 2004..... Atlanta places forward Chris Mills on the injured list, and activates guard/forward Travis Hansen.
- February 28, 2004..... Hawks sign center Mamadou N'diaye to a second 10-day contract.
- February 27, 2004..... Atlanta signs forward/center Hiram Fuller to a 10-day contract.
- February 25, 2004..... Hawks request waivers on guard Dion Glover.
- February 19, 2004..... Atlanta obtains a first-round pick (owed to Detroit from Milwaukee), guard Bob Sura and center Zeljko Rebraca from the Detroit Pistons, as well as forward Chris Mills from the Boston Celtics, with forward Rasheed Wallace going to the Pistons in exchange. As part of the three-team deal, Chucky Atkins, Lindsey Hunter, a first-round pick and cash compensation go from Detroit to Boston in exchange for Mike James.
- February 19, 2004..... Hawks request waivers on Terrell Brandon, and place Travis Hansen and Alan Henderson on the injured list.
- February 18, 2004..... Hawks request waivers on Michael Doleac, and sign center Mamadou N'diaye to a 10-day contract.
- February 15, 2004..... Atlanta acquires Michael Doleac (from the Knicks) and Joel Przybilla (from the Bucks), along with a 2005 second-round draft choice (from the Knicks), in exchange for Nazr Mohammed (to the Knicks) ... In addition, Keith Van Horn goes from New York to Milwaukee, while Tim Thomas goes from the Bucks to the Knicks.
- February 9, 2004..... Hawks obtain Rasheed Wallace and Wesley Person from Portland in exchange for Shareef Abdur-Rahim, Theo Ratliff and Dan Dickau.
- December 29, 2003..... Atlanta requests waivers on forward Lee Nailon, and activates forward Alan Henderson from the injured list.
- November 17, 2003..... Hawks, Braves and Thrashers president Stan Kasten announces his resignation.
- November 8, 2003..... Hawks place Alan Henderson on the injured list, and activate Dan Dickau.
- October 27, 2003..... Hawks place guards Terrell Brandon and Dan Dickau and forward/center Obinna Ekezie on the injured list.
- October 27, 2003..... Atlanta requests waivers on Randy Holcomb.
- October 23, 2003..... Hawks requests waivers on Jerry Holman and "Smush" Parker.
- October 17, 2003..... Hawks request waivers on guard Terre Brown.
- October 3, 2003..... Atlanta signs former forward Stephen Jackson.
- September 29, 2003..... Hawks head coach Terry Stotts names Larry Smith, Jim Boylan, Armond Hill and Mike McLeive as his assistant coaches.
- September 26, 2003..... Hawks sign guard Dion Glover to a contract.
- September 25, 2003..... Atlanta announces the re-signing of guard Jason Terry to a contract.
- September 16, 2003..... Hawks announce that Turner Broadcasting System, Inc. (TBS, Inc.) and a group of businessmen led by Bruce Levenson and Michael Gearon have signed a binding agreement for transfer of ownership of the Hawks.
- September 11, 2003..... Hawks receive notification that guard Jason Terry has signed an offer sheet with the Utah Jazz.
- September 4, 2003..... Atlanta signs free agent guard Jacques Vaughn.
- August 11, 2003..... Hawks name Billy Knight as General Manager and Terry Stotts as Head Coach.
- August 6, 2003..... Hawks assistant coach Alex English accepts an assistant coaching position with the Philadelphia 76ers.
- July 23, 2003..... Atlanta acquires the contract and services of guard Terrell Brandon from the Timberwolves, and Randy Holcomb from the Philadelphia 76ers, along with a 2007 first-round pick, in exchange for sending forward Glen Robinson and a 2006 second-round pick to the Sixers, as part of a four-team deal which includes New York and Minnesota.
- July 10, 2003..... Hawks sign draft picks Boris Diaw and Travis Hansen to contracts.
- June 26, 2003..... Atlanta selects guard/forward Boris Diaw in the first round (21st overall) and guard Travis Hansen in the second round (37th overall) of the 2003 NBA Draft.
- June 26, 2003..... Hawks extend qualifying offer to restricted free agent Jason Terry.
- May 29, 2003..... Hawks assistant coach Steve Henson accepts a position as assistant coach at University of South Florida.
- May 1, 2003..... Turner Broadcasting enters letter of intent with David McDavid, providing an exclusive negotiating period for the possible purchase of the Atlanta Hawks, Atlanta Thrashers and the operating rights to Philips Arena.
- April 14, 2003..... Hawks sign Mikki Moore for the remainder of the season.
- April 3, 2003..... Atlanta signs Mikki Moore to a second 10-day contract.
- April 2, 2003..... Hawks relieve VP/GM Pete Babcock of his duties.
- March 24, 2003..... Atlanta signs Mikki Moore to a 10-day contract.
- March 4, 2003..... Hawks sign Brandon Williams to a second 10-day contract.
- February 21, 2003..... Jermaine Jackson signed for the remainder of the season, and Brandon Williams signed to a 10-day contract.
- February 10, 2003..... Atlanta signs Jermaine Jackson to a second 10-day contract.
- February 2, 2003..... Hawks sign Corey Benjamin to his second 10-day contract.
- January 30, 2003..... Atlanta signs Jermaine Jackson to a 10-day contract.
- January 24, 2003..... Hawks place Ira Newble on the injured list and activate Chris Crawford.
- January 22, 2003..... Atlanta signs Corey Benjamin to a 10-day contract.
- January 20, 2003..... Mike Wilks is signed to a second 10-day contract.
- January 9, 2003..... Hawks place Chris Crawford on the injured list, and sign Mike Wilks and Paul Shirley to 10-day contracts.
- January 7, 2003..... Atlanta requests waivers on guard Mike Wilks.
- January 3, 2003..... Hawks waive Matt Maloney and activate Dan Dickau on the injured list.
- December 26, 2002..... Atlanta waives head coach Lon Kruger and assistant coach Gar Heard of their duties. Terry Stotts is named head coach, while Alex English is promoted from Director of Player Development to assistant coach, and Steve Henson remains as assistant coach.
- December 24, 2002..... Hawks sign guard Mike Wilks.
- December 23, 2002..... Guard Emanuel Davis is placed on the injured list.
- December 10, 2002..... Atlanta waives center Amal McCaskill and activated center Nazr Mohammed.
- November 21, 2002..... Hawks place Dan Dickau on the injured list and signed Matt Maloney.
- November 9, 2002..... Atlanta releases Antonio Harvey and activated Chris Crawford from the injured list.
- October 31, 2002..... Nazr Mohammed placed on the injured list, and signed Amal McCaskill.
- October 28, 2002..... Hawks place Chris Crawford and DerWarr Johnson on the injured list.
- October 24, 2002..... Atlanta releases Maurice Carter, Rod Grizzard and Paul Shirley from the training camp roster.
- October 18, 2002..... Hawks release Fred House and George Williams from the training camp roster.

MAJOR TRANSACTIONS: 1968 - 2022, CONT.

- October 11, 2002..... Atlanta releases Mario Bennett from the training camp roster.
- September 11, 2002..... Hawks re-sign forward Ira Newble.
- September 5, 2002..... Atlanta names Harold Ellis as an advance scout.
- August 20, 2002..... Hawks name Terry Stotts and Steve Henson as assistant coaches, Alex English as Director of Player Development, and Dominique Wilkins as Player Development Assistant.
- August 2, 2002..... Atlanta acquires forward Glenn Robinson from the Milwaukee Bucks in exchange for Toni Kukoc, Leon Smith and a first round draft pick in 2003.
- July 11, 2002..... Hawks sign rookie point guard Dan Dickau.
- June 26, 2002..... Atlanta acquires the draft rights to Dan Dickau from the Sacramento Kings in exchange for a future first-round draft pick.
- June 26, 2002..... Atlanta selects David Andersen in the second round (37th overall) ... The Hawks trade Ethimos Rentzias to Philadelphia for two future second-round picks.
- May 17, 2002..... Hawks announce the promotion of Chris Grant to Director of Scouting.
- May 15, 2002..... Billy Knight named to newly created position of Director of Basketball Operations.
- March 6, 2002..... Atlanta granted an injury exception for Dion Glover, and sign Leon Smith for the remainder of the season.
- February 17, 2002..... Hawks place Theo Ratliff (right hip sprain) on the injured list and activate Toni Kukoc.
- February 15, 2002..... Atlanta activates Alan Henderson from the injured list.
- February 11, 2002..... Ira Newble signed for the remainder of the season.
- February 1, 2002..... Hawks sign Ira Newble to a second 10-day contract.
- January 24, 2002..... Atlanta signs Mark Strickland for the remainder of the season.
- January 23, 2002..... Leon Smith signed to a second 10-day contract.
- January 22, 2002..... The NBA suspends Shareef Abdur-Rahim and Jason Terry for three games and one game respectively for their roles in an altercation during the fourth quarter of the Jan. 21 game against Houston ... Hawks place Emanuel Davis on the injured list and sign Ira Newble to a 10-day contract.
- January 19, 2002..... Atlanta signs Mark Strickland to a second 10-day contract.
- January 14, 2002..... Hawks sign Leon Smith to a 10-day contract.
- January 10, 2002..... Atlanta activates Theo Ratliff from the injured list and places Toni Kukoc (fractured right wrist) on the injured list.
- January 9, 2002..... Chris Crawford (torn ACL, left knee) is placed on the injured list and Mark Strickland is signed to a 10-day contract.
- January 7, 2002..... Hawks request waivers on Mark Strickland and Reggie Slater ... Chris Crawford is activated from the injured list.
- December 13, 2001..... Atlanta signs Reggie Slater.
- November 18, 2001..... Dickey Simpkins is waived.
- November 14, 2001..... Hawks sign Dickey Simpkins.
- November 13, 2001..... Atlanta signs forward Mark Strickland ... Hawks activate Shareef Abdur-Rahim from the injured list, and in a separate transaction, places forward Chris Crawford (torn ACL, left knee) on the injured list.
- November 10, 2001..... Toni Kukoc is activated from the injured list and Shareef Abdur-Rahim (left knee contusion) is placed on the injured list.
- November 6, 2001..... Hawks place Toni Kukoc (strained left quadricep muscle) is placed on the injured list.
- November 5, 2001..... Atlanta places Theo Ratliff (right hip flexor and slight groin pull) on the injured list.
- October 29, 2001..... Alan Henderson (inflammation, right knee) is placed on the injured list.
- October 26, 2001..... Hawks exercise their option on fourth-year contracts of Jason Terry and Dion Glover.
- October 24, 2001..... Atlanta requests waivers on Ira Newble, Ivano Newbill and Scoonie Penn.
- October 9, 2001..... Hawks release Juan "Pepe" Sanchez.
- October 2, 2001..... Free agents Ivano Newbill, Ira Newble, Scoonie Penn and Juan "Pepe" Sanchez signed.
- July 30, 2001..... Atlanta signs free agent guard Jacques Vaughn.
- July 27, 2001..... Free agent guard Emanuel Davis signs with Atlanta.
- July 19, 2001..... Hawks agree to terms with free agent center Nazr Mohammed.
- June 27, 2001..... Atlanta drafts Maryland's Terence Morris with the 34th overall pick in the 2001 NBA Draft, and trades his rights to the Houston Rockets for a future first round pick.
- June 27, 2001..... Hawks draft Iowa State's Jamaal Tinsley with the 27th overall pick in the 2001 NBA Draft, and trade his rights to the Indiana Pacers for a future first round pick.
- June 27, 2001..... Hawks reach an agreement in principle to acquire Shareef Abdur-Rahim and the 27th overall pick in the 2001 NBA Draft from the Vancouver Grizzlies in exchange for Brevin Knight, Lorenzen Wright and Pau Gasol, the third overall pick in the 2001 NBA Draft.
- March 19, 2001..... Atlanta activates Lorenzen Wright from the injured list.
- March 12, 2001..... Pepe Sanchez is waived and Matt Maloney is activated from the injured list.
- March 10, 2001..... Hawks place Lorenzen Wright (sprained right thumb) on the injured list.
- February 25, 2001..... Free agent guard Emanuel Davis signs with Atlanta.
- February 22, 2001..... Atlanta releases Ira Bowman and Larry Robinson from 10-day contracts, and acquires Theo Ratliff, Toni Kukoc, Nazr Mohammed and Pepe Sanchez from the Philadelphia 76ers in exchange for Dikembe Mutombo and Roshown McLeod.
- February 16, 2001..... Roshown McLeod is placed on the injured list and Ira Bowman is signed to a 10-day contract.
- February 14, 2001..... Hawks place Matt Maloney (strained right hand) on the injured list.
- February 13, 2001..... Atlanta places Hanno Mottola (sprained left elbow) on the injured list.
- February 5, 2001..... Tony Smith is not offered a second 10-day contract and Matt Maloney is activated.
- February 2, 2001..... Brevin Knight is activated from the injured list.
- January 26, 2001..... Hawks place Brevin Knight (strained right groin) on the injured list.
- January 25, 2001..... Sean Colson is waived and Tony Smith is signed to a 10-day contract.
- January 18, 2001..... Hawks sign Sean Colson to a 10-day contract.
- January 17, 2001..... Atlanta places Matt Maloney (strained right hand) on the injured list.
- January 13, 2001..... Atlanta waives Andy Panko, and activates Chris Crawford from the injured list.
- January 6, 2001..... Alan Henderson is activated from the injured list.
- January 5, 2001..... Andy Panko is signed to a 10-day contract.
- January 2, 2001..... Hawks acquire Brevin Knight from the Cleveland Cavaliers in exchange for Jim Jackson, Anthony Johnson and Larry Robinson.
- December 26, 2000..... Atlanta activates Jim Jackson from the injured list.
- December 19, 2000..... Alan Henderson (sprained left shoulder) is placed on the injured list.
- December 15, 2000..... Atlanta places Jim Jackson (sprained right knee) on the injured list and activates Roshown McLeod.
- December 12, 2000..... Hawks place Chris Crawford (sprained left ankle and sore right big toe) on the injured list.
- November 28, 2000..... Dion Glover activated from injured list.
- November 24, 2000..... Jim Jackson (sprained medial collateral ligament, right knee) is placed on the injured list.
- November 14, 2000..... Atlanta places Roshown McLeod on the injured list and Cal Bowdler is activated.
- November 8, 2000..... Hawks waive Anthony "Pig" Miller, and activate Dikembe Mutombo from the injured list.
- October 30, 2000..... Cal Bowdler (sprained medial collateral ligament, right knee), Dion Glover (stress fracture, left foot) and Dikembe Mutombo (mild case of malaria) are placed on the injured list, and Roshown McLeod's contract is extended to a fourth year (for the 2001-02 season).
- October 28, 2000..... Dan Cross, Stephen Howard and Rick Hughes are waived.
- October 26, 2000..... Free agent Chris Carrawell signs, and is waived.
- October 25, 2000..... Atlanta signs free agent Stephen Howard.
- October 22, 2000..... Hawks sign free agents Dan Cross and Rick Hughes.
- October 2, 2000..... Atlanta signs free agents Pete Chilcutt, Anthony "Pig" Miller, Matt Maloney, Michael Hawkins, Larry Robinson and Jason Sasser to contracts.
- August 24, 2000..... Hawks name Wally Blease as Athletic Trainer and Tom Smith as assistant trainer/equipment manager.
- August 18, 2000..... Atlanta signs free agent guard Anthony Johnson to a contract, marking his second tour of duty with the Hawks.

MAJOR TRANSACTIONS: 1968 - 2022, CONT.

July 26, 2000	Hawks sign second round pick Hanno Mottölä to a contract.
July 14, 2000	Atlanta signs first round pick DerMarr Johnson to a contract.
July 10, 2000	Hawks name Gar Heard as an assistant coach, joining the staff of Lon Kruger.
June 28, 2000	Atlanta selects DerMarr Johnson (sixth overall), Hanno Mottölä (40th overall) and Scoonie Penn (56th overall) in NBA Draft 2000.
June 8, 2000	Hawks name Rick Mahorn and Eric Musselman as assistant coaches to Lon Kruger's staff.
May 25, 2000	Atlanta names former Illinois head coach Lon Kruger as the eighth full-time head coach in Atlanta history.
April 24, 2000	Head coach Lenny Wilkens elects to resign his position.
March 27, 2000	Hawks sign Drew Barry for the remainder of the season.
March 17, 2000	Atlanta places Isaiah Rider on waivers.
February 25, 2000	Hawks activate Dion Glover from the injured list.
February 24, 2000	Atlanta trades Anthony Johnson to the Orlando Magic in exchange for a future second-round pick.
February 13, 2000	Hawks center Dikembe Mutombo plays in the All-Star game for the sixth time in his career.
January 28, 2000	Hawks place Dion Glover on the injured list and activate Roshown McLeod.
December 30, 1999	Isaiah Rider suspended by the Hawks for one game.
December 22, 1999	Atlanta requests waivers on Brandon Williams and activates LaPhonso Ellis from the injured list.
December 15, 1999	Hawks sign Brandon Williams to a contract.
December 8, 1999	Atlanta places Roshown McLeod (strained hamstring) on the injured list.
November 15, 1999	Hawks suspend Isaiah Rider (violation of team rules) for one game.
November 4, 1999	Atlanta plays their first game ever at Philips Arena, a 119-109 loss to the Milwaukee Bucks.
November 1, 1999	LaPhonso Ellis is placed on the injured list (strained calf).
October 18, 1999	Atlanta requests waivers on Raja Bell, Terik Brown, Tom Wideman and Kevin Jobity.
August 17, 1999	Hawks request waivers on Tyrone Corbin and Duane Ferrell.
August 8, 1999	Atlanta acquires Lorenzen Wright from the Los Angeles Clippers in exchange for two first round draft picks.
August 2, 1999	Hawks acquire guards Isaiah "J.R." Rider and Jim Jackson from the Portland Trail Blazers in exchange for guards Steve Smith and Ed Gray.
July 15, 1999	Hawks sign first round pick Dion Glover to a multi-year contract.
July 14, 1999	Atlanta signs first round picks Jason Terry and Cal Bowdler to multi-year contracts.
June 30, 1999	The Hawks select Arizona's Jason Terry with the 10th overall pick in the 1999 NBA Draft. Cal Bowdler (17th overall), Dion Glover (20th overall), Jumaane Jones (27th overall) and Roberto Bergersen (52nd overall) round out the team's draft picks. Jones (to Philadelphia for a future first round draft pick) and Bergersen (to Portland for cash considerations) are traded on draft night.
June 29, 1999	The Hawks trade guard Mookie Blaylock along with the 21st pick in the 1999 NBA Draft, to the Golden State Warriors in exchange for guard Vergell "Bimbo" Coles, forward Duane Ferrell and the 10th overall selection.
April 16, 1999	Atlanta activates Steve Smith from the injured list.
April 8, 1999	Hawks sign Jeff Sheppard for the remainder of the season.
April 5, 1999	Atlanta announces the hiring of former Hawks player Jim Washington as Director of Community Affairs.
April 2, 1999	Atlanta places Steve Smith on the injured list.
March 29, 1999	Jeff Sheppard is signed to a second 10-day contract.
March 19, 1999	Hawks sign Jeff Sheppard to a 10-day contract.
March 14, 1999	LaPhonso Ellis is placed on the injured list.
March 4, 1999	Hawks release Jeff Sheppard and activate Steve Smith from the injured list.
February 22, 1999	Atlanta places Steve Smith on the injured list and re-signs Jeff Sheppard.
February 16, 1999	Hawks release Scot Pollard and Shammond Williams.
February 13, 1999	Scot Pollard is activated from the injured list.
February 12, 1999	Atlanta releases Jeff Sheppard.
February 4, 1999	Hawks place Scot Pollard on the injured list.
February 2, 1999	Atlanta releases Kebu Stewart.
February 1, 1999	Hawks sign Grant Long to a contract and request waivers on Bakari Hendrix.
January 30, 1999	Atlanta signs free-agent forward LaPhonso Ellis to a multi-year contract.
January 25, 1999	Hawks release Mitch Henderson, Brian Oliver and Jason Lawson.
January 21, 1999	The Hawks sign free agent guard Anthony Johnson and free agent center Mark West, while reaching agreements with draft picks Roshown McLeod and Shammond Williams.
January 7, 1999	NBA owners ratify collective bargaining agreement, assuring a 1998-99 season.
October 2, 1998	Lenny Wilkens is enshrined into the Naismith Memorial Basketball Hall of Fame as a coach, joining John Wooden as the only people to be inducted twice (once as player, once as coach).
June 24, 1998	The Hawks select Roshown McLeod (20th pick overall) and Cory Carr (49th overall) in the 1998 NBA Draft. Atlanta then trades the draft rights to Carr, along with two future second round draft picks, to Chicago for the rights to Shammond Williams (34th selection overall).
March 10, 1998	Eldridge Recasner is activated from the injured list.
February 27, 1998	Brian Oliver is re-signed to a second 10-day contract.
February 17, 1998	Hawks sign Brian Oliver to a 10-day contract.
February 16, 1998	Lloyd Daniels is released.
February 13, 1998	Hawks sign Lloyd Daniels to a 10-day contract.
February 11, 1998	Drew Barry is signed for the remainder of the season.
January 30, 1998	Hawks sign Drew Barry to a second 10-day contract.
January 27, 1998	Dikembe Mutombo is selected (by fan vote) as the starting center for the Eastern Conference All-Star team, while Steve Smith is added as a reserve by the Eastern Conference coaches.
January 26, 1998	Ed Gray is removed from the suspended list, but remains on the injured list.
January 20, 1998	Hawks activate Mookie Blaylock from the injured list, opt not to sign Randy Livingston to a second 10-day contract and sign Drew Barry to a 10-day contract.
January 19, 1998	Ed Gray is placed on the suspended list (violation of team policies).
January 10, 1998	Hawks sign Randy Livingston to a 10-day contract.
January 9, 1998	Mookie Blaylock and Ed Gray are placed on the injured list.
December 19, 1997	Hawks request waivers on Randy Livingston and activate "Pig" Miller from the injured list.
December 9, 1997	Anthony "Pig" Miller is placed on the injured list and Randy Livingston is signed.
November 20, 1997	Hawks request waivers on Randy Livingston and activate Eldridge Recasner.
November 7, 1997	Hawks requested waivers on Donald Whiteside and signed Randy Livingston.
October 30, 1997	Eldridge Recasner is placed on the injured list and request waivers on Ken Norman.
October 26, 1997	Hawks release Matt Steingard.
October 19, 1997	Drew Barry and Walter Bond are released.
October 9, 1997	Turner Sports and Entertainment Development, Inc. unveils design of the new downtown facility to serve as home of the Hawks and the NHL expansion Thrashers, scheduled to open in September, 1999.
October 8, 1997	Hawks release David Cruise, Chris King and Jared Prickett.
September 29, 1997	Hawks trade Priest Lauderdale to the Denver Nuggets in exchange for Efthimos Rentzias and a second-round selection in 2000.
September 12, 1997	Hawks re-sign free agent Eldridge Recasner to a contract.
August 29, 1997	Hawks Athletic Trainer Joe O'Toole announces his retirement, effective October 1. Strength and Conditioning Coach Chris Tucker is named as his replacement.
August 29, 1997	Mookie Blaylock signs a four-year contract extension, effective after the 1997-98 season.
August 27, 1997	Head Coach Lenny Wilkens is signed to a four-year contract extension, taking him through 2001-02 season.

MAJOR TRANSACTIONS: 1968 - 2022, CONT.

July 8, 1997	Announced the hiring of Phil Hubbard as an assistant coach, replacing Bill Hanzlik, who was named head coach of the Denver Nuggets.
June 25, 1997	Atlanta selects Ed Gray (1st Round, 22nd overall), along with Alain Digbeu (2nd Round, 50th overall) and Chris Crawford (2nd Round, 51st overall) in the 1997 NBA Draft.
March 25, 1997	Hawks sign Darrin Hancock for the remainder of the season.
March 15, 1997	Darrin Hancock is signed to a second 10-day contract.
March 5, 1997	Signed Darrin Hancock to a 10-day contract.
March 4, 1997	Atlanta released Donnie Boyce.
February 24, 1997	Hawks placed Ken Norman on the injured list and activated Tyrone Corbin.
February 15, 1997	Placed Tyrone Corbin on the injured list and activated Alan Henderson.
February 5, 1997	Christian Laetner and Dikembe Mutombo are named as reserves to the 1997 Eastern Conference All-Star Team. Mutombo started the game, replacing injured starter Patrick Ewing.
January 7, 1997	Requested waivers of Darrin Hancock and Willie Burton and activated Tyrone Corbin.
January 2, 1997	Atlanta signs Darrin Hancock to a contract.
December 31, 1996	Hawks placed Willie Burton on the injured list.
December 20, 1996	Atlanta signs Henry James to a contract.
December 19, 1996	Placed Tyrone Corbin on the injured list.
December 2, 1996	Activated Priest Lauderdale from the injured list.
November 28, 1996	Hawks release Derrick Alston.
November 26, 1996	Released Anthony "Pig" Miller and activated Ken Norman from the injured list.
November 14, 1996	Atlanta signs Anthony "Pig" Miller to a contract.
November 13, 1996	Hawks place Priest Lauderdale on the injured list and sign Derrick Alston to a contract.
November 12, 1996	Atlanta places Alan Henderson on the injured list.
November 4, 1996	Placed Ken Norman on the injured list and signed Willie Burton to a contract.
October 29, 1996	Zarko Paspalj is released.
October 28, 1996	Atlanta requests waivers on Willie Burton, Melvin Booker and Horacio Llamas.
October 2, 1996	Sign Zarko Paspalj, Melvin Booker, Pat Durham and Ivano Newbill to contracts.
September 27, 1996	Sign free agent Eldridge Recasner to a contract.
September 12, 1996	Atlanta signs free agents Tyrone Corbin and Willie Burton to contracts.
September 9, 1996	Hawks sign first round pick Priest Lauderdale to a three-year contract.
September 5, 1996	Atlanta announces that the club has hired Stan Albeck as an assistant coach/scout, replacing Jack Nolan, who took a position as an assistant coach with the Dallas Mavericks.
August 13, 1996	Hawks sign Jon Barry to a one-year contract.
August 9, 1996	Atlanta signs Horacio Llamas to a contract.
August 5, 1996	Hawks re-sign Donnie Boyce to a one-year contract.
July 23, 1996	Atlanta re-signs Steve Smith to a seven-year contract.
June 25, 1996	Atlanta waives Donnie Boyce and Blair Rasmussen, while renouncing veteran free agents Craig Elio, Matt Bullard and Reggie Jordan.
July 15, 1996	Atlanta reaches agreement on a multi-year contract with center Dikembe Mutombo and trades Stacey Augmon and Grant Long to the Detroit Pistons in exchange for two first round and two second round draft picks.
June 28, 1996	Hawks elect not to exercise the option on Craig Elio's contract, making him a free agent.
June 26, 1996	Hawks draft center Priest Lauderdale with the 26th overall pick in the 1996 NBA Draft.
June 25, 1996	Atlanta trades the 45th and 47th overall picks in the 1996 NBA Draft to the Seattle Sonics in exchange for the 28th overall selection (second to last pick of the first round).
June 12, 1996	The New York Knicks notify the Hawks that they will exercise their option and take Atlanta's first-round pick (19th overall) in the 1996 NBA Draft.
March 26, 1996	Hawks sign Reggie Jordan for the remainder of the season.
March 16, 1996	Atlanta signs Reggie Jordan to a second 10-day contract.
March 9, 1996	Hawks release Todd Mundt and activate Donnie Boyce from the injured list.
March 6, 1996	Atlanta signs Reggie Jordan to a 10-day contract.
March 1, 1996	Hawks release Howard Nathan.
February 22, 1996	Atlanta obtains Christian Laetner and Sean Rooks from the Minnesota Timberwolves in exchange for Andrew Lang and Spud Webb and signs Howard Nathan to a 10-day contract.
February 5, 1996	Hawks release Ronnie Grandison.
January 26, 1996	Atlanta signs Ronnie Grandison to a second 10-day contract.
January 24, 1996	Hawks sign Ronnie Grandison to a 10-day contract.
January 5, 1996	Atlanta releases Tim Kempton.
December 14, 1995	Hawks release Howard Nathan and sign Tim Kempton.
October 30, 1995	Atlanta releases Troy Brown, Cuonzo Martin and Gaylon Nickerson.
October 15, 1995	Hawks release Alex Blackwell.
October 5, 1995	Atlanta signs Stacey Augmon to a five-year contract and second round pick Troy Brown. The Hawks also sign free agents Howard Nathan, Todd Mundt, Matt Bullard and Alex Blackwell prior to the start of training camp.
October 1, 1995	Hawks sign second round pick Donnie Boyce to a two-year contract.
September 25, 1995	Atlanta signs first round pick Alan Henderson to a three-year contract and second-round pick Cuonzo Martin to a one-year deal.
July 1, 1995	Greg Anderson, Jon Koncak, Jim Les and Ennis Whitley become unrestricted free agents, and Stacey Augmon becomes a restricted free agent.
June 29, 1995	Atlanta acquires Anthony "Spud" Webb from the Sacramento Kings in exchange for Tyrone Corbin.
June 28, 1995	The Hawks select Alan Henderson (16th overall), Donnie Boyce (42nd overall), Troy Brown (45th overall) and Cuonzo Martin (57th overall) in the 1995 NBA Draft.
June 27, 1995	Atlanta names Jerry Powell as an assistant coach.
June 23, 1995	Hawks unveil new logo and uniforms for the 1995-96 season.
June 19, 1995	Hawks assistant coach Brian Winters is named first coach of the expansion Vancouver Grizzlies.
June 14, 1995	Atlanta informs the Miami Heat of the Hawks' intention of keeping their number one draft selection (16th overall) for the 1995 NBA Draft and as a result, Miami receives Atlanta's number one selection in the 1996 draft.
April 24, 1995	Lenny Wilkens is named head coach of the 1996 US Olympic Team.
March 23, 1995	Activated Craig Elio off the injured list and released Morlon Wiley.
March 21, 1995	Sign Ennis Whitley for the remainder of the season.
March 14, 1995	Sign Morlon Wiley to a second 10-day contract.
March 11, 1995	Sign Ennis Whitley to a second 10-day contract.
March 4, 1995	Placed Jim Les on the injured list and signed Morlon Wiley to a 10-day contract.
March 1, 1995	Sign Ennis Whitley to a 10-day contract.
February 24, 1995	Place Craig Elio on the injured list.
January 6, 1995	Lenny Wilkens becomes the winningest coach in NBA history with a 112-90 victory over Washington. He earns victory #939, surpassing Red Auerbach.
December 15, 1994	Sign Greg Anderson and release Sergei Bazarevich.
November 29, 1994	Activate Craig Elio from the injured list and release Fred Vinson.
November 7, 1994	Acquire Steve Smith, Grant Long and a future second round draft pick from the Miami Heat in exchange for Kevin Willis and a future first round selection.
November 3, 1994	Place Craig Elio on the injured list.
September 16, 1994	Atlanta acquires Tyrone Corbin along with a 1995 second-round draft pick from the Utah Jazz in exchange for Adam Keefe.

MAJOR TRANSACTIONS: 1968 - 2022, CONT.

September 14, 1994.....	Hawks re-sign free agent Craig Ehlo to a two-year contract with an option year.
August 11, 1994.....	Hawks sign free agent guard Jim Les to a two-year contract.
June 29, 1994.....	The Hawks select guard Gaylon Nickerson from NW Oklahoma State with the 34th pick in the second round in the 1994 NBA Draft, the club's only selection. Atlanta's first round pick goes to the Los Angeles Clippers as a result of the Dominique Wilkins/Danny Manning trade.
June 22, 1994.....	Atlanta acquires Ken Norman from Milwaukee in exchange for the rights to Roy Hinson.
May 13, 1994.....	Hawks president Stan Kasten announces the club's intentions of building a new arena for the Hawks, perhaps to be ready for the 1999 season, with hopes of drawing an NHL franchise to the building as well.
May 11, 1994.....	Mookie Blaylock selected to the NBA's All-Defensive First Team.
April 23, 1994.....	Atlanta clinches its first Central Division title since 1986-87 and home court advantage throughout the Eastern Conference playoffs with a 93-89 win over Orlando in the Hawks' last game of the regular season.
February 24, 1994.....	Hawks acquire Danny Manning from the Los Angeles Clippers in exchange for Dominique Wilkins and a conditional 1994 or 1995 first round draft pick.
February 15, 1994.....	Dominique Wilkins becomes the NBA's ninth all-time leading scorer with 23,178 points.
February 10, 1994.....	Dominique Wilkins becomes the NBA's 10th all-time leading scorer with 23,150 points.
December 16, 1993.....	Doug Edwards is activated off the injured list.
December 13, 1993.....	Hawks release John Bagley.
November 26, 1993.....	Atlanta signs John Bagley.
November 23, 1993.....	Hawks release Rucky Grace.
November 6, 1993.....	Atlanta releases Todd Mundt and signs Ricky Grace.
November 2, 1993.....	Atlanta waives Steve Henson, Rich Manning and Greg Foster.
October 14, 1993.....	Hawks release Byron Dinkins and Corey Allen.
September 7, 1993.....	Hawks sign free agent center Andrew Lang to a six-year deal.
July 2, 1993.....	Hawks sign free agent Craig Ehlo to a three-year deal.
July 1, 1993.....	Contract offers are tendered to Steve Henson and Greg Foster, and the option year is picked up on the contract of Duane Ferrell.
June 29, 1993.....	Hawks select Doug Edwards of Florida State with the 15th pick in the first round of the 1993 NBA Draft. With the second pick (40th overall), the club picked Washington's Richard Manning.
June 9, 1993.....	Guard Mookie Blaylock is signed to a new five-year contract, negating the option year on his previous contract with the New Jersey Nets.
June 1, 1993.....	Former Cleveland coach Lenny Wilkens becomes the seventh full-time head coach of the Atlanta Hawks. He later names Dick Hein and Brian Winters as his assistants.
May 10, 1993.....	Bob Weiss' contract as Hawks head coach is not renewed.
April 1, 1993.....	Randy Breuer signed for the remainder of the season.
March 22, 1993.....	Randy Breuer signed to his second 10-day contract.
March 10, 1993.....	Blair Rasmussen placed on the injured list (back) and Randy Breuer is signed to a 10-day contract.
February 2, 1993.....	Dominique Wilkins becomes the franchise's all-time leading scorer, breaking Bob Pettit's record of 20,880 points. Wilkins ends the 1992-93 season with 22,096 points.
January 25, 1993.....	Blair Rasmussen is activated and Alex Stivins is released.
January 20, 1993.....	Alex Stivins signed to his second 10-day contract.
January 12, 1993.....	Dominique Wilkins is activated and Blair Rasmussen is placed on the injured list (back).
January 10, 1993.....	Alex Stivins signed to a 10-day contract.
January 6, 1993.....	Blair Rasmussen is activated, and the club releases Andre Spencer and Alex Stivins.
January 1, 1993.....	Hawks sign Alex Stivins and release Morton Wiley.
December 24, 1992.....	Blair Rasmussen is placed on the injured list (back) and the club signs Andre Spencer.
December 22, 1992.....	Dominique Wilkins is placed on the injured list (fractured finger) and the club signs Steve Henson.
December 15, 1992.....	Jeff Sanders is released and Atlanta signs Greg Foster.
December 5, 1992.....	Ronnie Coleman is released from training camp.
November 3, 1992.....	Hawks obtain Mookie Blaylock and Roy Hinson from New Jersey for Rumeal Robinson. In addition, the team waives Rodney Monroe, Elmer Bennett and Dan Cyrulik.
October 15, 1992.....	Lakeith Humphrey and Mark Strickland are released from training camp.
August 28, 1992.....	Gary Wortman named Assistant Coach and Director of Scouting.
August 14, 1992.....	Hawks sign Paul Graham to a two-year contract with an option. The club confirms Alexander Volkov has signed a contract with Panosino Reggio Calabria in Italy.
August 13, 1992.....	Former Director of Scouting Ed Badger joins Indiana as an assistant coach.
July 11, 1992.....	Hawks sign Adam Keefe to a two-year contract, replacing the salary of guard Maurice Cheeks.
June 24, 1992.....	Hawks select Stanford's Adam Keefe with the 10th pick in the first round of the 1992 NBA Draft. Notre Dame's Elmer Bennett is Atlanta's choice in the second round.
March 23, 1992.....	Rookie forward Stacey Augmon scores the NBA's 6,000,000th point in the second quarter on a layup against Golden State.
March 17, 1992.....	Signed Jeff Sanders to a contract for remainder of the season.
March 7, 1992.....	Signed Jeff Sanders to second 10-day contract.
February 26, 1992.....	Placed Dominique Wilkins on the injured list and signed Jeff Sanders to a 10-day contract.
February 9, 1992.....	Kevin Willis registers eight points and four rebounds in 14 minutes in his first All-Star Game appearance.
January 30, 1992.....	Dominique Wilkins undergoes successful surgery on his right Achilles tendon at the Hughston Sports Medicine Hospital in Columbus, GA.
January 28, 1992.....	Hawks forward Dominique Wilkins is named as a reserve to the Eastern Conference All-Star team. In the second quarter of the left of that night's game against Philadelphia, Wilkins suffers a ruptured Achilles tendon. The injury forces him to miss the remainder of the 1991-92 season.
January 2, 1992.....	Released Gary Leonard and signed Morton Wiley.
November 25, 1991.....	Kevin Willis named Edge/NBA Player of the Week.
November 12, 1991.....	Travis Mays is lost for season after ankle surgery to repair two torn tendons.
November 8, 1991.....	Placed Travis Mays on injured list and signed Paul Graham.
October 31, 1991.....	Released Paul Graham from training camp.
October 30, 1991.....	Released guards Clifford Lett and Darren Henrie and center Dave Popson from training camp.
October 2, 1991.....	Hawks obtain Maurice Cheeks from New York for Tim McCormick.
August 13, 1991.....	Hawks name Bob Weirhauser assistant coach, replacing Kevin Loughery who joined the Miami Heat as their head coach on June 27, 1991.
July 1, 1991.....	Hawks obtain Blair Rasmussen from Denver for the draft rights to Anthony Avent (15th overall pick), and Travis Mays from Sacramento for Anthony "Spud" Webb.
June 26, 1991.....	Hawks trade Glenn "Doc" Rivers to L.A. Clippers for rights to the ninth pick in the 1991 NBA Draft.
April 1, 1991.....	Hawks waive Trevor Wilson.
March 13, 1991.....	Hawks place Trevor Wilson on injured list and activate Gary Leonard.
March 1, 1991.....	Hawks sign free agent Gary Leonard and place him on the suspended list.
February 13, 1990.....	Hawks activate Jon Koncak from injured list and waive Howard Wright.
November 2, 1990.....	Hawks place Jon Koncak on injured list and re-sign Duane Ferrell.
November 1, 1990.....	Hawks place Alexander Volkov on injured list after undergoing surgery on his fractured wrists.
October 31, 1990.....	Hawks waive Duane Ferrell and Darren Henrie from training camp roster.
October 19, 1990.....	Hawks waive Stephen Bardo and Scott Haffner from training camp roster.
October 2, 1990.....	Hawks waive Henry Turner and Lanard Copeland from training camp roster.
September 27, 1990.....	Hawks trade Kenny Smith and Roy Marble to Houston for Tim McCormick and John Lucas.
June 19, 1990.....	Bob Weiss names Kevin Loughery and Johnny Davis as his new assistant coaches.

MAJOR TRANSACTIONS: 1968 - 2022, CONT.

May 22, 1990.....	Bob Weiss replaces Michael Fratello as the sixth Atlanta head coach.
April 23, 1990.....	Michael Fratello resigns as Hawks head coach.
March 15, 1990.....	Glenn Rivers returns from injured list, Mike Williams is released and Duane Ferrell is signed for remainder of the season.
March 6, 1990.....	Jon Koncak returns from injured list and Duane Ferrell is signed to a second 10-day contract.
February 22, 1990.....	Roy Marble placed on NBA's suspended list and Duane Ferrell is signed to a 10-day contract.
February 15, 1990.....	Hawks release Haywoode Workman.
February 14, 1990.....	Atlanta names Pete Babcock general manager replacing Stan Kasten who retains title of team president.
February 13, 1990.....	Hawks obtain Kenny Smith and Mike Williams from Sacramento in exchange for Antoine Carr, Sedic Toney and Hawks second round pick in 1991.
February 6, 1990.....	John Battle returns from injured list and Haywoode Workman is signed to a second 10-day contract.
February 1, 1990.....	Hawks place Jon Koncak on injured list.
January 26, 1990.....	Hawks sign John Long for remainder of the season, place Glenn Rivers on injured list (herniated disk in his lower back) and sign Haywoode Workman to a 10-day contract.
January 19, 1990.....	Cliff Levingston returns from injured list.
January 15, 1990.....	Hawks sign John Long to a second 10-day contract.
January 6, 1990.....	Hawks place John Battle on injured list after undergoing arthroscopic knee (left) surgery and sign Wes Matthews to a 10-day contract.
January 5, 1990.....	Hawks place Cliff Levingston on injured list after suffering injury to his right knee and sign John Long to a 10-day contract.
November 2, 1989.....	Hawks release Haywoode Workman, Duane Ferrell and Mitch McMullen from training camp roster.
March 7, 1989.....	Dudley Bradley returns to active roster and Hawks do not re-sign Pace Mannion.
February 24, 1989.....	Hawks sign Pace Mannion to a second 10-day contract.
February 14, 1989.....	Hawks place Dudley Bradley on injured list due to reactive inflammatory arthritis in his right knee, and as a result, sign Pace Mannion to a 10-day contract.
November 4, 1988.....	Hawks place Kevin Willis on injured list with a Jones fracture of the fifth metatarsal of his left foot.
October 7, 1988.....	Hawks sign free agents Dudley Bradley, Ray Tolbert and Duane Ferrell to contracts.
August 16, 1988.....	Hawks sign unrestricted free agent Moses Malone to a three-year contract.
July 27, 1988.....	Hawks acquire veteran guard Reggie Theus and 1988 third round pick from Sacramento in exchange for Randy Wittman and 1988 first round pick.
June 13, 1988.....	Assistant Coach Don Chaney resigns to become head coach of Houston Rockets.
March 28, 1988.....	Leon Wood signs for remainder of season.
March 15, 1988.....	Hawks sign free agent guard Leon Wood to second 10-day contract. Jon Koncak placed on injured list with torn right knee ligaments suffered 2/12/88 at Detroit. John Battle activated from injured list.
March 4, 1988.....	Hawks sign veteran free agent guard Leon Wood to 10-day contract.
February 22, 1988.....	Hawks sign Ennis Whatley to second 10-day contract.
February 11, 1988.....	Hawks sign veteran free agent guard Ennis Whatley to 10-day contract.
December 15, 1987.....	Chris Washburn obtained from Warriors in exchange for rights to Ken Barlow, Hawks top pick in 1986 draft.
December 14, 1987.....	Mike McGee traded to Kings in exchange for second round draft picks in 1991 and 1995.
November 3, 1987.....	Hawks trade 1987 top pick Dallas Comegys to Nets in exchange for second round pick in 1990.
June 10, 1987.....	Don Chaney appointed assistant coach.
May 30, 1987.....	Willis Reed resigns and accepts assistant coaching position with Sacramento Kings under Bill Russell.
March 13, 1987.....	Anthony "Spud" Webb is activated from injured list after missing 44 games and Scott Hastings is placed on injured list due to ongoing knee problems.
March 2, 1987.....	Scott Hastings is activated from list and Gus Williams is placed on injured list due to a strained back.
February 23, 1987.....	Jerome Henderson's 10-day contract expires and he is not re-signed.
February 14, 1987.....	Hawks sign center Jerome Henderson of the Pensacola Tornados of the CBA to a 10-day contract. Tree Rollins is placed on the injured list.
February 11, 1987.....	Tree Rollins breaks big toe on right foot in game with Clippers.
January 6, 1987.....	Hawks sign veteran free agent guard Gus Williams for the remainder of the season.
January 4, 1987.....	Mike Wilson is signed to a second 10-day contract when first expires.
December 27, 1986.....	Anthony "Spud" Webb is placed on injured list and Hawks sign guard Mike Wilson to a 10-day contract.
December 23, 1986.....	Anthony "Spud" Webb undergoes knee surgery at the Hughston Sports Medicine Clinic in Columbus, GA for torn cartilage in right knee.
December 5, 1986.....	Anthony "Spud" Webb injures right knee at Indiana.
November 25, 1986.....	William Cedric Henderson and activate Antoine Carr.
November 6, 1986.....	Hawks' President and General Manager Stan Kasten is named President of the Atlanta Braves.
November 1, 1986.....	Hawks open season with forward Antoine Carr on injured list due to burns suffered on right leg in accident during the pre-season.
October 3, 1986.....	Lorenzo Charles elects to play season in Italy.
September 23, 1986.....	Dominique Wilkins signs new five-year contract with Hawks.
September 10, 1986.....	Hawks name Brian Hill an assistant coach.
August 20, 1986.....	Assistant coach Ron Rothstein resigns to accept top assistant position with the Detroit Pistons.
August 7, 1986.....	Hawks sign head coach Mike Fratello to a four-year contract.
February 21, 1986.....	Hawks activate Lorenzo Charles from injured list and place Antoine Carr on injured list.
February 9, 1986.....	Hawks acquire Johnny Davis from Cavs in exchange for Eddie Johnson.
January 29, 1986.....	Mike Glenn joins the Milwaukee Bucks after Atlanta allows offer sheet to lapse.
January 14, 1986.....	Hawks activate Antoine Carr and place Lorenzo Charles on injured list.
January 11, 1986.....	Free agent Mike Glenn signed to an offer sheet by the Milwaukee Bucks.
December 4, 1985.....	Hawks waive Ray Williams and activate Glenn Rivers from injured list.
November 4, 1985.....	Hawks waive Sedic Toney and activate Eddie Johnson.
October 28, 1985.....	Hawks sign free agent Eddie Johnson.
October 25, 1985.....	Hawks sign free agent Ray Williams.
May 7, 1985.....	Willis Reed appointed assistant coach.
February 22, 1985.....	Hawks activate Glenn Rivers.
February 15, 1985.....	Hawks do not re-sign Stewart Granger or Charlie Criss and activate Mike Glenn.
February 5, 1985.....	Hawks place guard Glenn Rivers on the injured reserve list and sign Charlie Criss to a 10-day contract. Hawks also sign Stewart Granger to his second 10-day contract.
January 26, 1985.....	Hawks sign Stewart Granger to a 10-day contract and elect not to sign Sidney Lowe for the remainder of the season.
January 16, 1985.....	Hawks place guard Mike Glenn on the injured list and sign Sidney Lowe to his second 10-day contract.
January 2, 1985.....	Hawks activate forward Antoine Carr.
December 20, 1984.....	Hawks sign Sidney Lowe to a 10-day contract.
December 18, 1984.....	Hawks activate guard Randy Wittman and release guards Walker Russell and Sidney Lowe.
November 26, 1984.....	Hawks place forward Antoine Carr on the injured list for a broken left thumb and sign guard Sidney Lowe.
November 7, 1984.....	Hawks activate Scott Hastings and release Leo Rautins.
October 31, 1984.....	Hawks sign guard Walker Russell and release guard Jerry Eaves.
October 26, 1984.....	Hawks sign guard Mike Glenn and to make room for him on the roster waive guard Walker Russell. Hawks start the season with Randy Wittman and Scott Hastings on the injured reserve list due to knee surgery.
October 16, 1984.....	Hawks sign free agent guard Jerry Eaves.
October 15, 1984.....	Hawks sign free agent guard Leo Rautins.
September 5, 1984.....	Hawks sign Antoine Carr to a multi-year contract.

MAJOR TRANSACTIONS: 1968 - 2022, CONT.

August 8, 1984	Hawks acquire Stewart Granger and John Garris from Cleveland in exchange for Johnny Davis.
July 24, 1984	Hawks sign top 1984 draft choice Kevin Willis.
July 19, 1984	Hawks announce plans to play 12 games in 84-85 in New Orleans.
July 11, 1984	Hawks sign free agent guard Walker Russell.
June 18, 1984	Hawks acquire Cliff Livingston, the rights to Antoine Carr and second round draft picks in 1986 and 1987 from Detroit in exchange for Dan Roundfield.
February 4, 1984	Hawks sign free agent Charlie Criss.
December 20, 1983	Hawks sign free agent Mark Landsberger.
July 10, 1983	Hawks name Ron Rothstein an assistant coach.
July 6, 1983	Hawks acquire rights to Randy Wittman from Bullets in exchange for Tom McMillen.
July 5, 1983	Hawks appoint Bob Reinhart an assistant coach.
June 29, 1983	Hawks acquire Sly Williams and cash from Knicks in exchange for cash and a second round draft pick in 1984.
June 9, 1983	Michael Fratello named head coach.
March 18, 1983	Hawks sign free agent Randy Smith.
February 15, 1983	Hawks obtain forward Ricky Brown from Golden State in exchange for cash and a second round draft pick in 1984.
February 13, 1983	Hawks trade Steve Hawes to Seattle for Ray Tolbert. Hawks then send Tolbert to Detroit in exchange for two second round draft picks.
February 12, 1983	Hawks obtain Scott Hastings and cash from Knicks in exchange for Rory Sparrow.
December 21, 1982	Hawks obtain Johnny Davis from the Pacers in exchange for cash and a second-round pick in 1983.
October 21, 1982	Hawks sign 1982 top pick Keith Edmonson.
September 27, 1982	Hawks obtain George Johnson from San Antonio in exchange for Jim Johnstone and Hawks' second round picks in 1983 and 1985.
September 3, 1982	Hawks acquire Dominique Wilkins from the Jazz in exchange for John Drew, Freeman Williams and cash.
June 30, 1982	Hawks acquire draft rights to Jim Johnstone, chosen in the third round by Kansas City, in exchange for Seattle's second pick in the 1984 NBA draft, obtained in the Armond Hill trade of December 2, 1980.
January 20, 1982	Hawks obtain Freeman Williams from San Diego in exchange for Charlie Criss and Al Wood.
November 18, 1981	Hawks waive Craig Shelton.
October 26, 1981	Hawks acquire Mike Glenn from New York in exchange for their second round pick in the 1982 NBA draft.
August 11, 1981	Hawks obtain Rory Sparrow from New Jersey in exchange for their fourth round choice in the 1982 NBA draft.
June 10, 1981	Fred Carter named assistant coach.
June 8, 1981	Hawks trade their first round pick in 1981 and Utah's second in 1982 to Chicago for the Bulls' first pick in 1981, a second round choice in 1981, and the option to have Chicago draft in either the Hawks' or the Bulls' first round position in 1982. Hawks select Al Wood with the first round pick, fourth overall, and Clyde Bradshaw with the second, 38th overall.
June 4, 1981	Hawks re-sign free agent Steve Hawes to a multi-year contract.
May 21, 1981	Hawks name Kevin Loughery head coach.
May 1, 1981	Hawks extend the contract of All-Star forward Dan Roundfield.
January 17, 1981	Hawks obtain Wes Matthews from Washington in exchange for Don Collins.
December 2, 1980	Hawks trade Armond Hill to Seattle for future draft choices and cash.
July 8, 1980	Hawks sign free agent center Tom Burleson. Kansas City is awarded cash and a second round pick in 1981 as compensation.
May 28, 1980	Dallas selects Jack Givens in the expansion draft.
January 24, 1980	Hawks obtain James McElroy from Detroit in exchange for Ron Lee and future draft choices.
November 23, 1979	Hawks trade Terry Furlow to Utah for future draft choices and considerations.
November 23, 1979	Sam Pellom signed as a free agent.
October 10, 1979	Hawks acquire Ron Lee from Utah in exchange for future draft choices.
June 25, 1979	Brendan Sühr named assistant coach.
January 31, 1979	Hawks acquire Terry Furlow from Cleveland in exchange for Butch Lee and future considerations.
October 4, 1979	Hawks waive Ollie Johnson.
June 9, 1978	Hawks sign free agent forward Dan Roundfield.
June 2, 1978	Hawks sign John Drew to a new six-year agreement.
December 8, 1977	Hawks waive Ken Charles.
November 14, 1977	Hawks obtain Tom McMillen from New York in exchange for future draft pick.
September 30, 1977	Hawks acquire Ollie Johnson from Los Angeles in exchange for Lou Hudson.
August 5, 1977	Hawks obtain Ron Behagen from New Orleans as compensation for the signing of free agent Truck Robinson.
July 25, 1977	Charlie Criss signs as a free agent.
January 20, 1977	Hawks obtain Truck Robinson from Washington with future draft picks in exchange for Tom Henderson and future draft choices.
January 3, 1977	Ted Turner purchases the team.
August 5, 1976	Hawks acquire Steve Hawes and Geoff Petrie from Portland in exchange for future draft choices.
July 17, 1976	Hubie Brown named head coach.
July 16, 1976	Hawks obtain Ken Charles, Dick Gibbs and cash from Buffalo in exchange for Tom Van Arsdale.
June 6, 1976	Hawks acquire Joe C. Menweather and Houston's first pick in 1976 draft in exchange for Dwight Jones and Hawks' top pick in 1976 draft.
August 8, 1975	Hawks obtain Connie Hawkins from Los Angeles in exchange for future draft choices.
November 8, 1974	Hawks acquire Tom Van Arsdale from Philadelphia in exchange for Clyde Lee and number three pick in 1975 draft.
October 4, 1974	Hawks acquire Clyde Lee from San Francisco as compensation for the NBA rights to Zelmo Beaty.
May 3, 1974	Pete Maravich traded to New Orleans in exchange for Dean Meminger, Bob Kauffman and future draft choices.
October 15, 1972	Hawks play first regular season game at The Omni.
November 9, 1971	Hawks obtain Jim Washington from Philadelphia in exchange for Bill Bridges.
November 9, 1971	Hawks acquire Don Adams and Larry Sigfried from Houston in exchange for Jim Davis and John Valley.
June 26, 1971	Hawks receive Herm Gilliam and Don May from Buffalo in return for Walt Hazzard and Jerry Chambers.
February 1, 1970	Hawks obtain Walt Bellamy from Detroit in exchange for players to be named later.
May 8, 1969	Hawks trade Paul Silas to Phoenix in exchange for Gary Gregor.
October 19, 1968	Atlanta beats Milwaukee for the franchise's first win, 125-107.
October 16, 1968	Hawks drop regular season opener 125-110 to Cincinnati at Georgia Tech's Alexander Memorial Coliseum.
May 3, 1968	It is announced that the St. Louis Hawks would move South to the city of Atlanta for the 1968-69 season, under the guidance of new owners Tom Cousins and former Georgia Governor Carl Sanders.

OFFENSIVE TEAM STATS: 1968 - 2022 (three-point shot totals on p. 181)

Season	GP	FG Pct.	FT Pct.	Off Reb	Def Reb	FT	RECORDS PRIOR TO 1970-71 ARE UNAVAILABLE	Asst.	PF	DQ	Stls	Bkls	Pts	Avg	High Game
1968-69	82													109.4	156
1969-70	82	46.5	75.3	11	11	470		1996	2074	35			9495	117.2	146
1970-71	82	44.5	73.3	11	11	404		1896	1996	35			9177	110.8	141
1971-72	82	46.1	77.3	11	11	417		2020	2128	35			9022	112.3	137
1972-73	82	46.8	78.7	11	11	396		2028	2265	40			9022	110.0	132
1973-74	82	47.5	79.3	11	11	402		1914	2176	33			8762	106.5	140
1974-75	82	48.0	80.6	11	11	490		1778	2174	44			8650	105.5	133
1975-76	82	47.8	79.2	11	11	420		2020	2172	44			8727	106.4	132
1976-77	82	48.1	80.9	11	11	391		1774	2174	44			8517	103.9	132
1977-78	82	47.4	79.4	11	11	448		1928	2171	35			8334	107.1	136
1978-79	82	48.9	80.4	11	11	360		1774	2171	35			8559	108.0	126
1979-80	82	45.8	75.6	11	11	360		1758	2171	35			8858	100.5	135
1980-81	82	49.5	82.4	11	11	352		1835	2209	30			8237	108.3	138
1981-82	82	47.0	79.1	11	11	387		1871	2179	21			8413	100.5	135
1982-83	82	47.0	79.1	11	11	387		1926	1979	21			8413	102.6	132
1983-84	82	47.9	83.4	11	11	360		2026	2087	21			8427	102.8	135
1984-85	82	48.2	80.8	11	11	374		2087	1972	22			8862	108.1	134
1985-86	82	48.2	80.8	11	11	374		2087	1972	22			8862	108.1	134
1986-87	82	47.1	79.7	11	11	359		1917	2034	21			8712	102.8	141
1987-88	82	47.1	79.7	11	11	359		2037	2109	23			8859	106.1	133
1988-89	82	48.6	82.6	11	11	357		2144	1961	18			8817	107.5	131
1989-90	82	48.4	82.6	11	11	357		2168	2024	23			8920	109.0	138
1990-91	82	48.0	80.9	11	11	376		2168	2024	23			8920	109.0	138
1991-92	82	48.0	80.9	11	11	376		2168	2024	23			8920	109.0	138
1992-93	82	48.0	80.9	11	11	376		2168	2024	23			8920	109.0	138
1993-94	82	48.0	80.9	11	11	376		2168	2024	23			8920	109.0	138
1994-95	82	48.0	80.9	11	11	376		2168	2024	23			8920	109.0	138
1995-96	82	48.0	80.9	11	11	376		2168	2024	23			8920	109.0	138
1996-97	82	47.4	73.7	11	11	376		1665	1747	18			7959	97.1	127
1997-98	82	43.5	73.7	11	11	376		1665	1747	18			7959	97.1	127
1998-99	50	45.5	72.9	11	11	376		1665	1747	18			7959	97.1	127
1999-00	82	44.2	72.9	11	11	376		1665	1747	18			7959	97.1	127
2000-01	82	45.5	76.5	11	11	376		1665	1747	18			7959	97.1	127
2001-02	82	44.2	76.5	11	11	376		1665	1747	18			7959	97.1	127
2002-03	82	43.6	76.0	11	11	376		1665	1747	18			7959	97.1	127
2003-04	82	44.0	76.0	11	11	376		1665	1747	18			7959	97.1	127
2004-05	82	47.6	77.0	11	11	376		1665	1747	18			7959	97.1	127
2005-06	82	47.8	74.5	11	11	376		1665	1747	18			7959	97.1	127
2006-07	82	46.6	73.4	11	11	376		1665	1747	18			7959	97.1	127
2007-08	82	46.6	73.4	11	11	376		1665	1747	18			7959	97.1	127
2008-09	82	45.4	75.2	11	11	376		1665	1747	18			7959	97.1	127
2009-10	82	46.0	74.5	11	11	376		1665	1747	18			7959	97.1	127
2010-11	82	46.0	74.5	11	11	376		1665	1747	18			7959	97.1	127
2011-12	66	44.4	76.4	11	11	376		1665	1747	18			7959	97.1	127
2012-13	66	44.4	76.4	11	11	376		1665	1747	18			7959	97.1	127
2013-14	82	45.8	78.1	11	11	376		1665	1747	18			7959	97.1	127
2014-15	82	46.8	77.8	11	11	376		1665	1747	18			7959	97.1	127
2015-16	82	45.8	78.3	11	11	376		1665	1747	18			7959	97.1	127
2016-17	82	45.1	72.8	11	11	376		1665	1747	18			7959	97.1	127
2017-18	82	44.6	74.5	11	11	376		1665	1747	18			7959	97.1	127
2018-19	82	45.1	75.2	11	11	376		1665	1747	18			7959	97.1	127
2019-20	67	44.9	79.0	11	11	376		1665	1747	18			7959	97.1	127
2020-21	82	46.8	81.2	11	11	376		1665	1747	18			7959	97.1	127
2021-22	82	46.8	81.2	11	11	376		1665	1747	18			7959	97.1	127

HISTORY

DEFENSIVE TEAM STATS: 1968 - 2022 (three-point shot totals on p. 181)

Season	GP	FG Pct.	FTM-FTA	FT Pct.	Off Reb	Def Reb	Total Reb	Reb Avg	Asst	PF	DQ	Stls	Blsks	Pts	Avg	High Game
1968-69	82	36.05	1913-2785	667	—	—	4599	56.1	2069	2082	28	—	—	9123	111.3	142
1969-70	82	38.01	2012-2669	754	—	—	4210	51.3	2142	2016	29	—	—	9646	117.6	155
1970-71	82	36.14	2120-2975	713	—	—	4080	49.8	1907	1958	23	—	—	9348	114.0	139
1971-72	82	34.82	2018-2725	741	—	—	4174	50.9	1896	1967	14	—	—	8882	108.5	140
1972-73	82	37.00	2189-2482	732	—	—	4174	50.9	2074	1916	30	—	—	9219	112.6	145
1973-74	82	36.02	2124-2884	752	2712	—	3952	48.2	1993	2073	33	758	—	8907	108.2	145
1974-75	82	34.84	1772-2455	728	2853	—	4784	49.9	1678	1864	33	744	—	8020	105.1	135
1975-76	82	35.19	1836-2451	726	2510	—	4346	53.0	1882	1864	39	784	—	8686	104.8	145
1976-77	82	32.70	1836-2451	726	2510	—	3766	45.8	1882	2300	31	730	—	8384	102.6	126
1977-78	82	33.05	1836-2451	726	2510	—	3519	42.9	1901	2470	80	916	—	8506	103.7	134
1978-79	82	35.05	1940-2534	766	1160	2341	3722	45.4	1938	2424	72	801	596	8950	109.1	130
1979-80	82	32.91	2038-2645	777	1369	2406	3420	46.0	1913	2293	46	742	539	8573	104.9	143
1980-81	82	32.91	2038-2645	777	1369	2406	3420	46.0	1913	2293	46	742	539	8573	104.9	143
1981-82	82	32.10	2120-2590	777	1201	2424	3722	45.4	1913	2293	46	742	539	8573	104.9	143
1982-83	82	32.10	2120-2590	777	1201	2424	3722	45.4	1913	2293	46	742	539	8573	104.9	143
1983-84	82	33.52	2111-3367	768	1135	2368	3503	42.7	1845	2268	29	608	485	8281	101.1	127
1984-85	82	33.52	2111-3367	768	1135	2368	3503	42.7	1845	2268	29	608	485	8281	101.1	127
1985-86	82	32.30	2320-2414	761	1112	2232	3444	40.8	1827	2091	35	626	558	8321	101.5	132
1986-87	82	34.44	2179-2704	732	1249	2405	3654	44.6	2025	2170	34	736	434	8906	108.6	131
1987-88	82	34.43	2179-2704	732	1249	2405	3654	44.6	2025	2170	34	736	434	8906	108.6	131
1988-89	82	34.43	2179-2704	732	1249	2405	3654	44.6	2025	2170	34	736	434	8906	108.6	131
1989-90	82	34.43	2179-2704	732	1249	2405	3654	44.6	2025	2170	34	736	434	8906	108.6	131
1990-91	82	34.43	2179-2704	732	1249	2405	3654	44.6	2025	2170	34	736	434	8906	108.6	131
1991-92	82	34.43	2179-2704	732	1249	2405	3654	44.6	2025	2170	34	736	434	8906	108.6	131
1992-93	82	34.43	2179-2704	732	1249	2405	3654	44.6	2025	2170	34	736	434	8906	108.6	131
1993-94	82	34.43	2179-2704	732	1249	2405	3654	44.6	2025	2170	34	736	434	8906	108.6	131
1994-95	82	34.43	2179-2704	732	1249	2405	3654	44.6	2025	2170	34	736	434	8906	108.6	131
1995-96	82	34.43	2179-2704	732	1249	2405	3654	44.6	2025	2170	34	736	434	8906	108.6	131
1996-97	82	34.43	2179-2704	732	1249	2405	3654	44.6	2025	2170	34	736	434	8906	108.6	131
1997-98	82	34.43	2179-2704	732	1249	2405	3654	44.6	2025	2170	34	736	434	8906	108.6	131
1998-99	82	34.43	2179-2704	732	1249	2405	3654	44.6	2025	2170	34	736	434	8906	108.6	131
1999-00	82	34.43	2179-2704	732	1249	2405	3654	44.6	2025	2170	34	736	434	8906	108.6	131
2000-01	82	34.43	2179-2704	732	1249	2405	3654	44.6	2025	2170	34	736	434	8906	108.6	131
2001-02	82	34.43	2179-2704	732	1249	2405	3654	44.6	2025	2170	34	736	434	8906	108.6	131
2002-03	82	34.43	2179-2704	732	1249	2405	3654	44.6	2025	2170	34	736	434	8906	108.6	131
2003-04	82	34.43	2179-2704	732	1249	2405	3654	44.6	2025	2170	34	736	434	8906	108.6	131
2004-05	82	34.43	2179-2704	732	1249	2405	3654	44.6	2025	2170	34	736	434	8906	108.6	131
2005-06	82	34.43	2179-2704	732	1249	2405	3654	44.6	2025	2170	34	736	434	8906	108.6	131
2006-07	82	34.43	2179-2704	732	1249	2405	3654	44.6	2025	2170	34	736	434	8906	108.6	131
2007-08	82	34.43	2179-2704	732	1249	2405	3654	44.6	2025	2170	34	736	434	8906	108.6	131
2008-09	82	34.43	2179-2704	732	1249	2405	3654	44.6	2025	2170	34	736	434	8906	108.6	131
2009-10	82	34.43	2179-2704	732	1249	2405	3654	44.6	2025	2170	34	736	434	8906	108.6	131
2010-11	82	34.43	2179-2704	732	1249	2405	3654	44.6	2025	2170	34	736	434	8906	108.6	131
2011-12	82	34.43	2179-2704	732	1249	2405	3654	44.6	2025	2170	34	736	434	8906	108.6	131
2012-13	82	34.43	2179-2704	732	1249	2405	3654	44.6	2025	2170	34	736	434	8906	108.6	131
2013-14	82	34.43	2179-2704	732	1249	2405	3654	44.6	2025	2170	34	736	434	8906	108.6	131
2014-15	82	34.43	2179-2704	732	1249	2405	3654	44.6	2025	2170	34	736	434	8906	108.6	131
2015-16	82	34.43	2179-2704	732	1249	2405	3654	44.6	2025	2170	34	736	434	8906	108.6	131
2016-17	82	34.43	2179-2704	732	1249	2405	3654	44.6	2025	2170	34	736	434	8906	108.6	131
2017-18	82	34.43	2179-2704	732	1249	2405	3654	44.6	2025	2170	34	736	434	8906	108.6	131
2018-19	82	34.43	2179-2704	732	1249	2405	3654	44.6	2025	2170	34	736	434	8906	108.6	131
2019-20	82	34.43	2179-2704	732	1249	2405	3654	44.6	2025	2170	34	736	434	8906	108.6	131
2020-21	82	34.43	2179-2704	732	1249	2405	3654	44.6	2025	2170	34	736	434	8906	108.6	131
2021-22	82	34.43	2179-2704	732	1249	2405	3654	44.6	2025	2170	34	736	434	8906	108.6	131

ATTENDANCE TOTALS: 1977-2022

Season	GP	Home Total	Avg	GP	Road Total	Avg	GP	Overall Total	Avg
1977-78	41	304,050	7,416	41	387,942	9,462	82	691,992	8,439
1978-79	41	323,064	8,028	41	411,636	10,040	82	740,700	9,033
1979-80	41	449,843	10,972	41	424,419	10,352	82	874,262	10,662
1980-81	41	362,702	8,892	41	358,884	8,753	82	721,586	8,800
1981-82	41	309,896	7,534	41	394,670	9,628	82	704,566	8,593
1982-83	41	309,690	7,531	41	370,738	9,042	82	680,428	8,300
1983-84	41	292,059	7,139	41	445,177	10,872	82	737,236	9,006
1984-85	41	292,059	7,139	41	424,276	10,348	82	716,335	8,736
1985-86	41	299,794	7,312	41	432,985	10,561	82	732,779	8,936
1986-87	41	377,678	9,212	41	435,679	10,628	82	813,357	9,950
1987-88	41	449,652	13,406	41	588,639	14,357	82	1,038,291	13,882
1988-89	41	583,073	14,221	41	637,607	15,551	82	1,220,680	14,886
1989-90	41	644,229	15,714	41	665,613	16,234	82	1,309,842	15,974
1990-91	41	546,749	13,335	41	644,023	15,708	82	1,190,772	14,511
1991-92	41	529,171	12,907	41	637,768	15,555	82	1,166,939	14,231
1992-93	41	511,903	12,485	41	638,892	15,583	82	1,150,795	14,583
1993-94	41	491,229	11,981	41	672,412	16,400	82	1,163,641	14,191
1994-95	41	504,807	12,312	41	709,517	17,305	82	1,214,324	14,809
1995-96	41	496,679	12,114	41	714,066	17,416	82	1,210,745	14,765
1996-97	41	595,805	14,664	41	699,971	17,072	82	1,295,776	15,670
1997-98	41	549,452	13,335	41	698,949	17,047	82	1,248,401	15,219
1998-99	25	331,831	13,273	25	400,575	16,023	50	732,406	14,648
1999-00	41	601,238	14,664	41	667,967	16,292	82	1,269,205	15,478
2000-01	41	560,324	13,666	41	672,653	16,404	82	1,232,977	15,035
2001-02	41	506,110	12,344	41	668,938	16,316	82	1,175,048	14,330
2002-03	41	528,655	12,894	41	671,882	16,387	82	1,200,537	14,641
2003-04	41	565,728	13,798	41	667,598	16,283	82	1,233,326	15,041
2004-05	41	586,380	14,302	41	665,363	16,211	82	1,251,743	15,177
2005-06	41	617,942	15,072	41	699,761	17,067	82	1,317,703	16,070
2006-07	41	639,375	15,595	41	703,992	17,171	82	1,343,367	16,383
2007-08	41	667,518	16,281	41	690,997				

ATTENDANCE TOTALS: 1977 - 2022

HOME ATTENDANCE TOTALS

Season	G	REGULAR SEASON Attendance			SO	G	PLAYOFFS Attendance		
		Attendance	Avg	SO			Attendance	Avg	SO
1968-69	40 (a)	178,979	4,474						
1969-70	38 (a)	197,990	5,210						
1970-71	41 (a)	245,910	5,998						
1971-72	41 (a)	230,784	5,629						
1972-73	41 (b)	304,802	7,434	0	3	39,444	13,148	1	
1973-74	41 (b)	312,128	7,613	0					
1974-75	41 (b)	205,341	5,008	0					
1975-76	41 (b)	227,815	5,565	0					
1976-77	41 (b)	214,775	5,238	2					
1977-78	41 (b)	304,050	7,416	3	1	15,601	15,601	1	
36(b) TOT		279,709	7,770	2					
4(c)		22,127	5,532	1					
1(i)		2,219	2,219						
1978-79	41 (b)	329,064	8,026	2	4	63,192	15,798	4	
1979-80	41 (b)	449,843	10,972	6	2	31,234	15,617	2	
1980-81	41 (b)	362,702	8,846	0					
1981-82	41 (b)	308,899	7,534	1	1	8,703	8,703	0	
1982-83	41 (b)	292,690	7,138	1	1	10,405	10,405	0	
1983-84	41 (b)	292,059	7,139	1	2	11,830	5,915	0	
1984-85	41 (b) TOT	299,794	7,312	3					
29(b)		252,514	6,178	2					
12(e)		46,980	3,915	1					
1985-86	41 (b)	377,678	9,212	3	4	50,216	12,544	2	
1986-87	41 (b)	549,652	13,406	10	5	80,449	16,090	4	
1987-88	41 (b)	583,073	14,221	15	6	84,837	14,140	3	
1988-89	41 (b)	644,429	15,714	24	3	46,503	15,501	0	
1989-90	41 (b)	573,731	13,993	9					
1990-91	41 (b)	529,171	12,907	5	2	23,425	11,713	0	
1991-92	41 (b)	511,903	12,485	7					
1992-93	41 (b)	491,229	11,981	6	1	15,141	15,141	0	
1993-94	41 (b)	546,749	13,335	11	6	86,276	14,379	1	
1994-95	41 (b)	504,807	12,312	4	0	20,067	12,106	0	
1995-96	41 (b)	496,679	12,114	5	4	54,891	13,723	0	
1996-97	41 (b)	585,802	14,288	17	5	81,307	16,261	4	
1997-98	41 (b) TOT	715,452	17,450	12	2	41,819	20,910	1	
28 (f)		601,579	21,485	10					
13 (a)		113,873	8,759	2					
25 (b) TOT		331,831	13,273	3	5	86,792	17,358	2	
13 (f)		239,827	18,448	0	4	78,332	19,583	2	
12 (a)		92,004	7,657	0	1	8,460	8,460	0	
1999-00	41 (g)	601,238	14,664	4					
2000-01	41 (g)	560,324	13,666	7					
2001-02	41 (g)	506,110	12,344	4					
2002-03	41 (g)	528,655	12,894	4					
2003-04	41 (g)	565,729	13,798	7					
2004-05	41 (g)	586,390	14,302	5					
2005-06	41 (g)	617,942	15,072	4					
2006-07	41 (g)	639,375	15,595	8					
2007-08	41 (g)	667,518	16,281	8	3	60,166	20,055	3	
2008-09	41 (g)	686,688	16,748	12	6	115,296	19,216	6	
2009-10	41 (g)	678,375	16,546	11	6	113,670	18,945	6	
2010-11	41 (g)	641,596	15,649	6	6	116,799	19,467	6	
2011-12	33 (g)	501,593	15,200	3	3	57,919	19,306	3	
2012-13	41 (g)	620,146	15,126	3	3	54,717	18,239	3	
2013-14	40 (g)	569,238	14,231	4	3	56,211	18,737	3	
1 (h)		18,689	18,689	1					
2014-15	41 (g)	713,909	17,412	25	8	147,044	18,381	8	
2015-16	41 (g)	690,150	16,833	14	5	95,059	19,012	5	
2016-17	41 (g)	654,306	15,959	10	3	56,391	18,797	3	
2017-18	41 (g)	590,769	14,409	13					
2018-19	41 (g)	630,440	15,377	10					
2019-20	34 (g)	545,453	16,043	11	8	131,493	16,437	8	
2020-21	36 (g)	59,288	2,196	--					
2021-22	41 (g)	672,742	16,408	22	2	37,372	18,686	2	
TOTALS	2,099	24,811,818	11,821	333	111	1,739,264	15,669	75	

- (a) --- played in Atlanta, Alexander Memorial Coliseum
- (b) --- played in Atlanta, The Omni
- (c) --- played in Charlotte, NC
- (d) --- played in Louisville, KY
- (e) --- played in New Orleans, LA
- (f) --- played in Atlanta, The Georgia Dome
- (g) --- played in Atlanta, State Farm Arena
- (h) --- played in The O2 Arena, London, England

MISCELLANEOUS RECORDS

RECORD BY MONTHS

Season	October	November	December	January	February	March	April
1968-69	3-4	9-8	10-3	11-7	9-7	6-5	---
1969-70	4-3	12-5	10-6	11-7	8-7	---	---
1970-71	1-5	5-11	7-11	6-10	8-7	9-2	---
1971-72	4-6	6-7	12-4	7-9	8-4	9-6	---
1972-73	6-4	6-7	7-7	4-13	5-9	7-7	---
1973-74	3-4	6-9	7-6	6-11	3-9	7-8	0-2
1974-75	1-1	9-6	7-6	6-12	7-10	7-12	1-6
1975-76	2-4	5-9	5-12	6-7	5-5	5-10	1-4
1976-77	3-1	8-6	6-11	6-9	6-6	8-7	4-1
1977-78	4-4	8-5	7-9	9-7	6-4	8-7	---
1978-79	6-5	9-6	10-4	7-5	8-3	10-4	---
1979-80	5-5	3-11	10-5	5-7	7-10	12-5	---
1980-81	0-1	8-4	4-11	7-8	5-7	12-7	6-4
1981-82	0-2	7-5	7-8	7-8	7-6	10-7	5-1
1982-83	1-1	7-7	8-7	8-6	7-8	4-12	5-1
1983-84	1-2	6-8	6-9	6-7	6-6	5-11	5-3
1984-85	1-2	7-9	7-4	11-4	6-8	12-6	7-4
1985-86	0-0	12-3	8-4	8-8	7-6	13-2	7-1
1986-87	0-0	7-5	11-3	6-6	8-6	8-6	7-6
1987-88	0-0	6-6	11-3	9-7	6-9	8-8	10-2
1988-89	0-0	7-6	9-5	5-9	6-9	8-8	7-4
1989-90	0-0	4-10	11-3	9-7	8-5	6-9	5-5
1990-91	0-0	6-8	6-9	6-6	6-10	6-10	5-7
1991-92	0-0	6-9	8-9	8-8	8-8	12-3	6-4
1992-93	0-0	10-4	9-3	11-4	8-4	12-4	7-5
1993-94	0-0	4-9	8-8	7-7	8-8	8-8	7-4
1994-95	0-0	9-5	9-10	11-4	8-5	8-7	6-5
1995-96	0-0	9-7	7-4	14-2	8-5	12-4	6-4
1996-97	1-0	13-2	5-8	9-8	5-6	9-5	8-3
1997-98	0-0	6-9	5-9	in May '99)	6-6	11-7	4-6
1998-99	0-0	3-12	7-7	5-8	2-12	4-13	2-9
1999-00	0-1	6-10	6-8	6-8	9-7	5-11	10-6
2000-01	0-1	6-10	4-9	6-6	9-7	6-6	4-6
2001-02	1-1	7-8	4-9	8-11	6-6	6-6	6-2
2002-03	0-2	6-10	3-12	6-9	4-7	5-11	4-3
2003-04	0-0	2-12	3-11	4-11	1-15	2-9	2-9
2004-05	0-0	2-12	3-11	4-11	1-15	2-9	2-9
2005-06	0-0	2-12	3-11	4-11	1-15	2-9	2-9
2006-07	0-0	2-12	3-11	4-11	1-15	2-9	2-9
2007-08	0-0	2-12	3-11	4-11	1-15	2-9	2-9
2008-09	0-0	2-12	3-11	4-11	1-15	2-9	2-9
2009-10	2-0	10-5	9-6	11-4	9-6	9-5	5-3
2010-11	3-0	8-7	10-7	9-4	6-6	7-8	1-6
2011-12	0-0	0-0	3-1	13-5	6-6	8-8	9-5
2012-13	0-0	9-5	10-5	7-4	8-10	8-10	9-5
2013-14	0-1	9-8	9-5	6-7	2-10	6-10	6-3
2014-15	0-1	9-8	14-2	17-0	9-7	9-7	4-3
2015-16	0-1	10-7	9-5	12-4	6-7	12-4	3-3
2016-17	3-0	7-9	7-7	11-4	5-6	6-10	4-3
2017-18	1-6	3-11	6-9	5-10	4-7	2-12	3-3
2018-19	2-5	3-13	6-7	6-7	6-7	1-4	1-4
2019-20	2-3	2-13	3-11	6-8	6-7	4-4	0-0
2020-21	---	---	3-1	7-8	4-11	9-4	11-6
2021-22	3-3	8-7	5-9	8-7	5-5	11-6	3-2

RECORD BY DIVISION

Season	East	West	Atlantic	Central	Midwest	Pacific	Record
1968-69	22-20	26-14	---	---	---	---	48-34
1969-70	24-18	24-16	---	---	---	---	48-34
1970-71	---	---	12-10	---	3-17	12-12	36-46
1971-72	---	---	10-10	---	9-9	8-12	36-46
1972-73	---	---	15-9	---	10-12	6-13	46-36
1973-74	---	---	7-17	---	13-9	5-7	35-47
1974-75	---	---	3-13	---	11-19	6-10	31-47
1975-76	---	---	9-11	---	7-9	6-14	29-53
1976-77	---	---	9-11	---	7-16	6-13	31-51
1977-78	---	---	10-10	---	8-12	10-9	41-41
1978-79	---	---	10-10	---	12-7	10-13	46-36
1979-80	---	---	17-13	---	21-9	7-5	50-32
1980-81	---	---	15-15	---	9-19	5-7	31-51
1981-82	---	---	14-15	---	15-14	5-7	42-40
1982-83	---	---	12-17	---	21-8	6-6	43-39
1983-84	---	---	16-12	---	16-14	4-8	40-42
1984-85	---	---	10-18	---	2-10	7-5	34-48
1985-86	---	---	14-14	---	21-9	6-6	50-32
1986-87	---	---	20-7	---	18-13	8-4	57-25
1987-88	---	---	19-10	---	16-13	8-4	50-32
1988-89	---	---	18-8	---	19-10	5-7	52-30
1989-90	---	---	12-12	---	15-15	8-6	41-41
1990-91	---	---	15-9	---	11-19	8-6	43-39
1991-92	---	---	16-12	---	7-21	9-3	38-44
1992-93	---	---	14-14	---	12-16	10-2	43-39
1993-94	---	---	21-7	---	21-7	8-4	57-25
1994-95	---	---	19-9	---	9-19	7-5	42-40
1995-96	---	---	17-9	---	15-13	7-7	46-36
1996-97	---	---	19-9	---	15-11	11-3	56-26
1997-98	---	---	15-11	---	19-9	8-6	50-32
1998-99	---	---	12-9	---	12-9	2-10	31-19
1999-00	---	---	10-17	---	10-17	4-10	28-54
2000-01	---	---	8-19	---	2-12	7-7	25-57
2001-02	---	---	10-18	---	11-17	6-8	

MISCELLANEOUS RECORDS

HAWKS WINNING STREAKS

Year	WINNING STREAKS			LOSING STREAKS		
	Home	Away	Overall	Home	Away	Overall
1968-69	6	7	12	6	4	10
1969-70	6	4	9	2	5	6
1970-71	5	4	6	4	10	6
1971-72	9	2	6	4	5	6
1972-73	9	3	6	2	3	3
1973-74	4	3	3	3	8	4
1974-75	4	4	2	4	10	4
1975-76	4	3	3	5	22	16
1976-77	4	4	3	7	7	9
1977-78	5	4	6	2	7	5
1978-79	16	3	9	2	6	4
1979-80	7	5	7	7	4	5
1980-81	6	4	4	12	7	10
1981-82	8	4	6	7	8	4
1982-83	8	3	6	3	5	4
1983-84	11	2	4	6	10	7
1984-85	4	2	3	6	5	6
1985-86	13	4	3	7	6	3
1986-87	9	4	1	1	7	4
1987-88	15	3	7	4	4	4
1988-89	8	2	9	2	4	3
1989-90	8	7	7	4	7	6
1990-91	22	6	4	4	6	9
1991-92	7	2	6	1	4	4
1992-93	10	2	6	7	4	4
1993-94	9	7	14	2	9	4
1994-95	5	3	4	4	4	4
1995-96	20	4	10	2	5	5
1996-97	10	4	10	4	4	3
1997-98	7	4	11	3	5	7
1998-99	4	4	7	4	3	4
1999-00	5	2	5	3	14	9
2000-01	3	6	4	7	14	10
2001-02	4	1	4	4	7	6
2002-03	5	1	4	4	13	6
2003-04	2	2	3	3	9	7
2004-05	2	1	11	23	14	14
2005-06	4	2	3	11	9	9
2006-07	6	5	4	6	13	8
2007-08	6	2	5	9	6	6
2008-09	8	4	7	2	5	4
2009-10	12	2	7	6	6	4
2010-11	6	6	6	6	5	6
2011-12	6	4	4	3	3	4
2012-13	6	5	6	2	6	4
2013-14	5	3	5	3	10	8
2014-15	12	12	19	1	3	3
2015-16	6	4	7	4	4	3
2016-17	4	5	7	5	7	7
2017-18	3	2	2	4	10	8
2018-19	2	3	3	5	7	10
2019-20	3	1	2	5	5	10
2020-21	11	5	8	4	7	4
2021-22	7	6	7	10	7	6

HAWKS RECORD AT THE ALL-STAR BREAK

Year	W-L before All-Star Game	W-L after All-Star Game	Final Record	Year	W-L before All-Star Game	W-L after All-Star Game	Final Record
1968-69	27-17	21-17	48-34	1995-96	26-21	20-15	46-36
1969-70	31-21	17-13	48-34	1996-97	31-15	25-11	56-26
1970-71	14-32	22-14	36-46	1997-98	29-20	21-12	50-32
1971-72	17-30	19-16	36-46	1998-99	-	-	31-19
1972-73	27-24	19-12	46-46	1999-00	19-28	9-26	28-54
1973-74	21-24	14-23	35-47	2000-01	16-33	9-24	25-57
1974-75	17-26	14-25	31-51	2001-02	16-33	17-16	33-49
1975-76	24-25	5-28	29-53	2002-03	19-30	16-17	35-47
1976-77	22-34	9-17	31-51	2003-04	18-35	10-19	28-54
1977-78	24-27	17-14	41-41	2004-05	10-41	3-28	13-69
1978-79	28-25	18-11	46-36	2005-06	16-34	10-22	26-56
1979-80	32-23	21-9	53-32	2006-07	21-31	9-21	30-52
1980-81	19-34	12-17	31-51	2007-08	22-28	15-17	37-45
1981-82	19-22	23-18	42-40	2008-09	31-21	16-14	47-35
1982-83	24-26	19-13	43-39	2009-10	33-18	20-11	53-29
1983-84	24-20	16-22	40-42	2010-11	34-21	10-17	44-38
1984-85	21-29	13-19	34-48	2011-12	19-14	21-12	40-26
1985-86	28-20	22-12	50-32	2012-13	29-22	15-16	44-38
1986-87	29-16	28-9	57-25	2013-14	43-19	13-18	38-44
1987-88	30-15	20-17	50-32	2014-15	29-22	17-12	60-22
1988-89	28-19	24-11	52-30	2015-16	31-24	17-10	48-34
1989-90	22-24	19-17	41-41	2016-17	32-24	11-15	43-39
1990-91	26-21	17-13	43-39	2017-18	18-41	6-17	24-58
1991-92	26-23	14-21	38-44	2018-19	18-41	6-17	24-58
1992-93	24-27	19-12	43-39	2019-20	15-41	5-6	20-47
1993-94	34-13	23-12	57-25	2020-21	16-20	25-11	41-31
1994-95	22-26	20-14	42-40	2021-22	28-30	15-9	43-39

MISCELLANEOUS RECORDS

HAWKS ALL-TIME TRIPLE DOUBLES (REGULAR SEASON ONLY)

Player	Date and Opponent	Stats	Player	Date and Opponent	Stats
Bill Bridges	12/21/68 vs. DET	12 p/25 r/12 a		3/5/95 at ORL	15 p/11 r/14 a
	11/29/69 vs. CIN	19 p/28 r/11 a		3/17/98 at TOR	10 p/11 r/12 a
	12/12/69 vs. LAL	13 p/10 r/11 a		4/14/98 vs. PHI	14 p/11 a/10 s
	2/21/70 at NYK	13 p/17 r/12 a		5/2/99 at CLE	19 p/11 r/10 a
Walt Bellamy	3/20/70 vs. NYK	20 p/17 r/10 a	Dikembe Mutombo	2/15/00 vs. NJN	21 p/13 r/11 b
	11/17/70 at CLE	11 p/12 r/10 a	Toni Kukoc	3/13/01 vs. VAN	20 p/10 r/11 a
Herm Gilliam	2/5/74 vs. CAP	10 p/14 r/11 a	Jason Terry	3/17/01 vs. DET	29 p/10 r/10 a
Steve Hawes	11/9/79 vs. SD	34 p/13 r/13 a	Bob Sura	2/28/03 at CHI	23 p/10 r/13 a
Tree Rollins	2/21/79 vs. POR	12 p/10 r/10 a		4/9/04 at CHI	12 p/11 r/12 a
	11/27/82 vs. IND	11 p/13 r/12 b	Joe Johnson	4/10/04 vs. BOS	15 p/10 r/11 a
	12/21/82 at CHI	10 p/15 r/11 b		2/1/06 at CHA	15 p/10 r/11 a
Dan Roundfield	11/4/83 vs. CHI	14 p/15 r/10 b		12/23/08 vs. OKC	20 p/11 r/11 a
Doc Rivers	4/8/83 vs. CHI	15 p/12 r/10 a	Josh Smith	1/23/08 at DEN	22 p/12 r/10 a
	12/29/87 at CHI	11 p/10 r/11 a		2/5/10 vs. CHI	18 p/14 r/10 a
	1/19/88 vs. CHI	29 p/14 r/12 a		11/28/10 at TOR	12 p/13 r/10 a
	2/27/88 vs. POR	19 p/10 r/10 a	Paul Millsap	3/18/14 vs. TOR	19 p/13 r/10 a
	4/19/89 at MIL	21 p/10 r/14 a	Al Horford	1/13/15 at PHI	21 p/10 r/10 a
Mookie Blaylock	11/27/93 vs. PHI	20 p/12 r/10 a	Trae Young	3/9/18 vs. BKN	23 p/10 r/11 a
	3/26/94 vs. MIA	15 p/10 r/10 a		11/23/19 vs. TOR	30 p/10 r/10 a
	11/18/94 vs. MIL	17 p/11 r/14 a	Clint Capela	1/8/20 vs. HOU	42 p/13 r/10 a
		17 p/10 r/12 a		1/22/21 at MIN	13 p/19 r/10 b

HAWKS THREE-POINT FG PERCENTAGE

Year	Hawks 3-Pt %	Opponents 3-Pt %	Year	Hawks 3-Pt %	Opponents 3-Pt %
2021-22	.374 (1056-2821)	.364 (1051-2888)	1999-00	.317 (258-814)	.367 (373-1015)
2020-21	.373 (894-2402)	.349 (858-2460)	1998-99	.306 (197-644)	.300 (190-634)
2019-20	.333 (805-2416)	.363 (797-2194)	1997-98	.332 (337-1016)	.342 (348-1017)
2018-19	.352 (1067-3034)	.359 (1013-2820)	1996-97	.359 (659-1834)	.347 (485-1399)
2017-18	.360 (917-2544)	.377 (949-2519)	1995-96	.355 (666-1936)	.360 (479-1329)
2016-17	.341 (729-2137)	.357 (893-2502)	1994-95	.341 (639-1830)	.347 (420-1212)
2015-16	.350 (815-2326)	.338 (679-2008)	1993-94	.323 (268-830)	.315 (275-872)
2014-15	.380 (818-2152)	.341 (720-2112)	1992-93	.355 (382-1076)	.337 (281-833)
2013-14	.363 (768-2116)	.365 (654-1793)	1991-92	.313 (271-871)	.343 (251-732)
2012-13	.371 (706-1901)	.379 (620-1635)	1990-91	.324 (271-836)	.349 (217-621)
2011-12	.370 (492-1330)	.344 (391-1137)	1989-90	.302 (124-411)	.340 (181-533)
2010-11	.352 (502-1427)	.338 (459-1358)	1988-89	.277 (110-397)	.288 (147-511)
2009-10	.360 (524-1455)	.345 (480-1392)	1987-88	.301 (85-282)	.335 (136-406)
2008-09	.366 (597-1633)	.353 (528-1496)	1986-87	.318 (135-425)	.300 (128-426)
2007-08	.356 (384-1078)	.362 (512-1413)	1985-86	.199 (33-166)	.307 (87-283)
2006-07	.329 (341-1038)	.376 (465-1236)	1984-85	.311 (73-235)	.217 (46-212)
2005-06	.367 (424-1154)	.368 (444-1205)	1983-84	.217 (23-108)	.211 (39-185)
2004-05	.312 (304-973)	.379 (467-1232)	1982-83	.239 (45-188)	.235 (39-166)
2003-04	.335 (419-1249)	.358 (482-1345)	1981-82	.219 (28-128)	.247 (46-196)
2002-03	.352 (402-1141)	.359 (446-1243)	1980-81	.122 (10-82)	.211 (32-152)
2001-02	.354 (423-1194)	.355 (472-1329)	1979-80	.173 (13-75)	.251 (46-183)
2000-01	.357 (333-933)	.367 (396-1080)			

MISCELLANEOUS RECORDS

HAWKS OPENING GAME RESULTS

Season	Opponent	Date	Result	Score	Attendance
1968-69	Cincinnati	10-15-68	lost	125-110	5,606
1969-70	Seattle	10-15-68	WON	122-110	3,718
1970-71	Milwaukee	10-17-70	lost	107-96	10,797
1971-72	Philadelphia	10-16-71	lost	104-102	5,806
1972-73	New York	10-15-72	WON	104-101	13,857
1973-74	Capital	10-09-73	WON	98-114	15,805
1974-75	Houston	10-19-74	WON	118-112	4,427
1975-76	New Orleans	10-29-75	WON	108-91	5,279
1976-77	Houston	10-12-76	lost	90-104	3,385
1977-78	Cleveland	10-22-77	WON	107-101	7,894
1978-79	Philadelphia	10-14-78	WON	122-114	10,249
1979-80	New York	10-12-79	WON	121-104	9,428
1980-81	Chicago	10-11-80	WON	101-93	11,275
1981-82	Philadelphia	10-11-80	lost	106-106	9,894
1982-83	Boston	10-30-82	lost	104-91	13,419
1983-84	Detroit	10-29-83	WON	117-115	9,677
1984-85	Philadelphia	10-17-83	lost	117-108	15,964
1985-86	Washington	10-25-85	lost	100-910	10,129
1986-87	New Jersey	11-01-86	WON	131-111	13,776
1987-88	Washington	11-08-86	WON	115-107	16,994
1988-89	Indiana	11-08-86	WON	115-107	16,994
1989-90	Indiana	11-03-89	lost	126-103	15,906
1990-91	Orlando	11-03-89	WON	115-111	13,504
1991-92	Detroit	11-02-91	lost	89-87	18,292**
1992-93	New York	11-06-92	lost	106-94	16,389
1993-94	Indiana	11-05-92	WON	116-110	15,952
1994-95	Indiana	11-04-94	lost	94-92	15,888
1995-96	Indiana	11-03-95	lost	106-111	15,188
1996-97	Detroit	11-02-96	lost	92-98	9,338***
1997-98	Toronto	11-01-97	WON	90-85	9,338***
1998-99	Cleveland	2-05-99	WON	100-83	19,906
1999-00	Milwaukee	11-04-99	lost	119-109	18,414
2000-01	Charlotte	10-31-00	lost	106-82	18,485
2001-02	Washington	11-01-01	lost	98-88	20,073****
2002-03	Utah	10-31-02	WON	114-85	14,465
2003-04	Indiana	11-01-03	lost	103-99†	18,818
2004-05	Cleveland	11-09-04	lost	93-79	19,624
2005-06	LA Lakers	11-08-05	OKeist	102-92	18,752
2006-07	New York	11-03-06	WON	102-92	18,604
2007-08	Dallas	11-02-07	WON	101-94	19,767
2008-09	Philadelphia	11-03-08	WON	101-94	19,681
2009-10	Indiana	10-28-09	WON	120-109	19,686
2010-11	Washington	10-30-10	WON	99-95	18,729
2011-12	Washington	12-26-10	WON	125-82	15,258
2012-13	Houston	11-02-12	lost	109-102	15,258
2013-14	Toronto	11-01-13	WON	102-95	18,118
2014-15	Indiana	10-31-13	WON	106-94	18,187
2015-16	Detroit	10-21-15	WON	114-99	19,049
2016-17	Washington	10-27-16	WON	115-100	18,705
2017-18	Denver	10-24-16	WON	103-99	17,078
2018-19	LA Lakers	10-24-18	WON	128-120	17,162
2019-20	Orlando	10-26-19	WON	103-99	
2020-21	Detroit	12-28-20	WON	104-95	
2021-22	LA Lakers	10-17-21	WON	104-95	
54 Year Totals	32-22				

Season	Opponent	Date	Result	Score	Attendance
1968-69	Seattle	10-25-68	lost	123-112	4,689
1969-70	Boston	10-24-69	WON	122-110	6,205
1970-71	Boston	10-22-70	lost	107-101	10,460
1971-72	Cincinnati	10-12-71	lost	127-113	5,124
1972-73	Buffalo	10-10-72	WON	120-109	7,634
1973-74	Detroit	10-12-73	lost	102-109	10,620
1974-75	Chicago	10-18-74	lost	120-115†	9,551
1975-76	Los Angeles	11-02-75	lost	116-113†	11,257
1976-77	Los Angeles	10-29-76	lost	109-76	9,752
1977-78	Boston	10-25-77	lost	110-103	6,590
1978-79	Indiana	10-13-78	lost	117-104	8,476
1979-80	Indiana	10-13-79	WON	115-101	10,904
1980-81	Detroit	10-18-80	WON	125-123†	4,036
1981-82	Chicago	11-03-81	lost	104-96	7,112
1982-83	Detroit	10-29-82	lost	94-96	15,252
1983-84	New Jersey	10-28-83	lost	126-108	10,173
1984-85	New Jersey	10-26-84	WON	119-104	10,061
1985-86	Milwaukee	10-26-85	lost	117-91	10,237
1986-87	Philadelphia	11-02-86	WON	122-113	11,468
1987-88	New York	11-11-87	lost	94-93	12,781
1988-89	New Jersey	11-04-88	WON	113-105	14,480
1989-90	Boston	11-17-89	lost	117-106	14,890
1990-91	Sacramento	11-06-90	WON	102-95	17,014
1991-92	Charlotte	11-06-91	lost	114-104	23,686
1992-93	Chicago	11-07-92	WON	100-99	18,676
1993-94	Chicago	11-09-93	lost	106-90	18,157
1994-95	Utah	11-07-94	lost	107-96	16,661
1995-96	Utah	11-06-95	lost	105-96	18,742
1996-97	Miami	11-01-96	lost	94-81	15,113
1997-98	Orlando	10-31-97	WON	107-98	19,948
1998-99	New Jersey	2-07-99	lost	79-69	18,545
1999-00	Washington	11-02-99	lost	94-87	16,038
2000-01	New York	11-02-00	WON	102-90	19,169
2001-02	Houston	10-30-01	lost	89-84†	9,500
2002-03	New Jersey	10-30-02	lost	105-95	16,324
2003-04	New Orleans	10-29-03	lost	88-84†	15,242
2004-05	Phoenix	11-03-04	lost	112-82	18,422
2005-06	Golden State	11-02-05	lost	122-97	18,629
2006-07	Philadelphia	11-01-06	lost	88-75	17,119
2007-08	Detroit	11-04-07	lost	92-91	22,076
2008-09	Orlando	10-29-08	WON	99-85	17,461
2009-10	LA Lakers	11-01-09	lost	118-110	19,997
2010-11	Memphis	10-27-10	WON	119-104	17,519
2011-12	New Jersey	12-27-11	WON	106-70	18,711
2012-13	Oklahoma City	11-04-12	WON	104-95	18,203
2013-14	Dallas	10-30-13	lost	118-109	19,834
2014-15	Toronto	10-29-14	lost	109-102	19,800
2015-16	New York	10-29-15	WON	112-101	19,912
2016-17	Philadelphia	10-29-16	WON	104-72	16,312
2017-18	Dallas	10-18-17	WON	117-111	19,709
2018-19	New York	10-17-18	lost	126-107	18,449
2019-20	Detroit	10-24-19	WON	117-100	20,332
2020-21	Chicago	12-23-20	WON	124-104	--
2021-22	Cleveland	10-23-21	lost	101-95	16,846
54 Year Totals	18-34				

*first Hawks game at Omni
†first Hawks game at Philips Arena (now State Farm Arena)
‡denotes overtime game
** largest opening night crowd at Omni
*** largest opening night crowd ever
**** game played in Hartford, CT
**** opening night at Ga. Tech

MISCELLANEOUS NUMBERS

HAWKS OVERTIME GAMES

Season	Home	Road	Total	Pct.	Season	Home	Road	Total	Pct.
1968-69	2-0	0-0	2-0	1.000	1995-96	1-0	1-0	2-0	1.000
1969-70	0-0	4-0	4-0	1.000	1996-97	4-0	1-0	5-0	1.000
1970-71	1-0	1-1	2-1	.667	1997-98	2-1	3-1	5-2	.714
1971-72	0-2	0-0	0-2	.000	1998-99	1-2	0-0	1-2	.333
1972-73	2-1	2-1	4-2	.667	1999-00	2-0	0-3	2-3	.400
1973-74	1-1	0-1	1-2	.333	2000-01	0-2	0-0	0-2	.000
1974-75	1-1	0-2	1-3	.250	2001-02	1-0	0-2	1-2	.333
1975-76	1-1	0-3	1-4	.200	2002-03	2-1	1-3	3-4	.429
1976-77	1-0	0-0	1-0	1.000	2003-04	0-4	0-2	0-6	.000
1977-78	3-0	1-1	4-1	.800	2004-05	0-4	2-1	2-5	.286
1978-79	3-1	1-1	4-2	.667	2005-06	3-1	2-1	5-2	.714
1979-80	2-1	1-0	3-1	.750	2006-07	1-4	2-1	3-5	.375
1980-81	1-3	1-3	2-6	.250	2007-08	2-3	0-1	2-4	.333
1981-82	1-1	2-1	3-2	.600	2008-09	0-0	0-1	0-1	.000
1982-83	1-1	0-1	1-2	.333	2009-10	4-1	0-2	4-3	.571
1983-84	2-1	0-1	2-2	.500	2010-11	0-0	1-1	1-1	.500
1984-85	0-1	2-2	2-3	.400	2011-12	2-1	3-2	5-3	.625
1985-86	1-1	1-2	2-3	.400	2012-13	3-0	1-1	4-1	.800
1986-87	1-0	1-0	2-0	1.000	2013-14	3-0	1-1	4-1	.800
1987-88	1-1	2-0	3-1	.750	2014-15	0-0	0-1	0-1	.000
1988-89	1-0	1-3	2-3	.400	2015-16	0-3	0-2	0-5	.000
1989-90	0-0	1-1	1-1	.500	2016-17	4-0	1-0	5-0	1.000
1990-91	1-1	0-0	1-1	.500	2017-18	0-0	0-1	0-1	.000
1991-92	2-3	0-3	2-6	.250	2018-19	2-1	1-0	3-1	.750
1992-93	3-1	1-0	4-1	.800	2019-20	2-1	0-3	2-4	.333
1993-94	1-1	0-1	1-2	.333	2020-21	1-1	1-1	2-2	.500
1994-95	2-2	2-1	4-3	.571	2021-22	0-0	0-1	0-1	.000
TOTALS	75-55	45-61	120-116	.508					

Team	Site	Hawks	Opp.	W-L	Team	Site	Hawks	Opp.	W-L
BOSTON (4-8)					DALLAS (0-2)				
3-08-13	BOS	102	107	L	2-26-10	ATL	103	111	L
1-25-13 (2OT)	ATL	123	111	L	11-08-84	DAL	105	112	L
4-11-12	BOS	86	89	L					
11-22-02 (2OT)	BOS	98	105	L	DENVER (2-1)				
3-27-01	ATL	112	115	L	3-13-12	DEN	117	118	L
11-23-92	BOS	101	97	W	12-18-05	ATL	112	107	W
2-03-87	ATL	126	123	W	12-11-92	ATL	112	107	W
1-18-86	ATL	122	125	L					
12-18-82	ATL	103	107	L	DETROIT (6-9)				
12-14-74	ATL	90	92	L	3-07-22	DET	110	113	L
2-26-71	BOS	129	136	L	1-20-21	ATL	123	116	W
2-14-69	ATL	104	101	W	12-26-12 (2OT)	ATL	126	119	W
					1-27-12	DET	107	101	W
CHARLOTTE HORNETS/BOBCATS (4-3)					3-14-05	ATL	108	114	L
3-09-20 (2OT)	ATL	143	138	W	3-26-03	DET	99	102	L
11-7-14	CHAR	119	122	L	4-14-01	ATL	124	129	L
12-28-13	ATL	118	116	W	12-30-99	DET	105	106	L
1-06-12	CHAR	102	96	W	11-09-88	DET	95	101	L
3-19-10	ATL	93	92	W	2-02-85	DET	102	110	L
2-13-08	CHAR	98	100	L	11-27-81	DET	114	112	W
4-11-05	ATL	105	110	L	10-18-80	DET	125	123	W
					11-24-78	DET	117	119	W
CHICAGO (4-9)					1-16-73	ATL	130	129</	

MISCELLANEOUS NUMBERS

HAWKS OVERTIME GAMES, CONT.

Team	Site	Hawks	Opp.	W-L	Team	Site	Hawks	Opp.	W-L
LOS ANGELES LAKERS (1-2)					ORLANDO (4-4)				
2-19-88	ATL	119	125	L	12-06-17	ORL	106	110	L
11-02-75	LA	113	116	L	2-08-16	ATL	110	117	L
12-01-72	LA	114	109	W	2-10-12	ORL	89	87	W
MEMPHIS/VANCOUVER (0-2)					PHILADELPHIA (6-5)				
3-29-04 (2OT)	ATL	133	136	L	4-08-07	PHIL	104	109	L
11-10-99	VAN	97	102	L	4-06-04	ATL	100	103	L
MIAMI (3-4)					PHOENIX (3-1)				
12-10-19	MIA	121	135	L	1-07-97	ATL	105	103	W
12-23-12	MIA	119	121	L	2-04-89	PHO	118	116	W
1-05-12 (3OT)	ATL	109	116	L	12-19-77	ATL	134	129	W
1-18-11	MIA	93	89	W	2-16-74	PHO	123	124	L
12-19-07	ATL	114	111	W	PORTLAND (3-5)				
11-18-06	ATL	88	93	L	11-10-19	POR	113	124	L
11-29-02	ATL	100	94	W	2-13-17	POR	109	104	W
MILWAUKEE (4-9)					SAN ANTONIO (6-1)				
3-31-19	ATL	136	135	W	4-01-21 (2OT)	SA	134	129	W
1-15-16	MIL	101	108	L	1-01-17	ATL	114	112	W
2-20-16 (2OT)	ATL	109	117	L	3-21-10	ATL	119	114	W
2-28-10	ATL	106	102	W	1-11-97	ATL	87	82	W
12-26-97	MIL	94	99	L	12-29-94	ATL	127	121	W
11-19-94	ATL	93	97	L	12-9-87	SA	113	106	W
3-01-92	MIL	106	109	L	3-20-84	SA	132	135	L
2-07-85	MIL	96	91	W	SAN DIEGO / BUFFALO / LA CLIPPERS (0-3)				
3-06-84	ATL	104	109	L	1-17-92	LAC	107	111	L
3-29-81	ATL	128	132	L	12-11-73	ATL	127	132	L
11-28-80	MIL	108	113	L	11-05-71	ATL	117	122	L
1-10-79 (2OT)	MIL	117	113	W	TORONTO (6-3)				
3-30-76	MIL	126	130	L	3-18-14	ATL	118	113	W
MINNESOTA (5-1)					UTAH / NEW ORLEANS (4-1)				
2-27-19	ATL	131	123	W	3-25-12 (4OT)	ATL	139	133	W
12-28-18	MIN	123	120	W	3-21-94	ATL	100	96	W
4-04-00	MIN	76	86	L	12-19-87	ATL	130	124	W
12-13-94	ATL	85	83	W	2-19-86	UTAH	105	109	L
12-28-91	ATL	125	122	W	3-24-78	ATL	96	94	W
1-05-91	ATL	117	112	W	WASHINGTON / CAPITAL / BALTIMORE (11-3)				
NEW JERSEY/BROOKLYN (6-6)					WASHINGTON / CAPITAL / BALTIMORE (11-3)				
1-27-21	ATL	128	132	L	12-13-13	ATL	101	99	W
11-23-10	NJ	101	107	L	12-18-12	WAS	100	95	W
1-02-09	NJ	91	93	L	11-21-12	ATL	101	100	W
2-04-07	NJ	101	99	W	1-11-08	ATL	98	102	L
2-27-06	ATL	104	102	W	1-14-06	ATL	114	106	W
4-18-00 (2OT)	ATL	111	109	W	1-11-98	WAS	107	102	W
12-06-94	NJ	94	91	W	11-18-97	ATL	98	89	W
1-21-94	ATL	111	113	L	1-24-97	ATL	117	105	W
4-19-88	NJ	119	109	W	2-19-92	ATL	102	103	L
3-26-85	NO	108	109	L	4-04-86	WAS	129	135	L
11-04-78	ATL	117	118	L	3-16-83	ATL	94	81	W
10-26-77	NJ	113	110	W	2-23-74	ATL	119	108	W
NEW ORLEANS/CHARLOTTE (0-1)					WASHINGTON / CAPITAL / BALTIMORE (11-3)				
10-29-03	NO	83	88	L	11-07-72	ATL	109	107	W
NEW YORK (12-9)					WASHINGTON / CAPITAL / BALTIMORE (11-3)				
4-21-21	NY	127	137	L	11-01-69	BAL	140	137	W
3-11-20	ATL	131	136	L	OKLAHOMA CITY/SEATTLE (5-3)				
2-9-20 (2OT)	ATL	140	135	W	11-16-07 (2OT)	ATL	123	126	L
1-29-17 (4OT)	ATL	142	139	W	11-11-06	ATL	112	113	L
12-28-16	ATL	102	98	W	11-26-02	ATL	119	116	W
1-01-10	ATL	108	112	L	11-13-93	SEA	89	97	L
3-03-07	ATL	100	104	L	2-19-82 (3OT)	SEA	127	122	W
3-15-06 (2OT)	NY	117	121	L	3-11-79	ATL	113	111	W
4-17-05	NY	139	135	W	2-05-71	SEA	121	120	W
11-30-04	NY	109	110	L	3-16-69	ATL	131	127	W
1-28-00	ATL	98	96	W					
11-28-95	NY	102	97	W					
4-06-93	ATL	109	104	W					
12-07-91	ATL	128	137	L					
2-24-84	ATL	105	104	W					
12-23-83	ATL	114	113	W					
2-24-81	ATL	117	120	L					
10-30-80	NY	115	116	L					
11-30-78	ATL	102	96	W					
2-24-77	ATL	101	98	W					
12-16-69	NY	125	124	W					

HAWKS DRAFT CHOICES

2022 DRAFT CHOICES

Name	From	Pos.	Ht.	Wt.	Round	Pick
AJ Griffin	Duke	F	6-6	222	1	16
Ryan Rollins *	Toledo	G	6-3	179	2	44

* The Hawks acquired the rights to the 51st overall pick (Tyrese Martin) in exchange for the draft rights to Rollins and cash considerations.

1968 - 2021 HAWKS DRAFT CHOICES

Rnd.	Player	College	Pick	Rnd.	Player	College	Pick
2021 DRAFT	1 Jalen Johnson	Duke	20	1 Jamaal Tinsley **	Iowa State	27	
	2 Sharife Cooper	Auburn	48	2 Terence Morris	Maryland	34	
2020 DRAFT	1 Onyeka Okongwu	USC6		* On draft night, Gasol was traded to the Grizzlies, along with Brevin Knight and Lorenzen Wright, in exchange for Shareef Abdur-Rahim and the 27th pick. On draft night, Tinsley was traded to Pacers for a future first-round.			
	2 Skylar Mays	LSU50		2000 DRAFT			
2019 DRAFT	1 Jason Hayes *	Texas	8	1 DerMarr Johnson	Cincinnati	46	
	1 Cam Reddish	Duke	10	2 Hanno Möttölä	Utah	40	
	1 Marcos Louzada Silva	Brazil	35	1 James "Scoonie" Penn	Ohio State	57	
* The Hawks traded Hayes' rights to New Orleans as part of the trade for fourth overall pick DeAndre Hunter and Silva's rights to Philadelphia as part of a trade for Bruno Fernando.							
2018 DRAFT	1 Luka Doncic *	Real Madrid	3	1 Jason Terry	Arizona	10	
	1 Kevin Huerter	Maryland	19	1 Cal Bowler	Old Dominion	17	
	1 Omari Spellman	Villanova	30	1 Dion Glover	Georgia Tech	20	
* The Hawks traded Doncic's rights to the Dallas Mavericks in exchange for Trae Young, the fifth overall pick, and a 2019 first-round draft pick.							
2017 DRAFT	1 John Collins	Wake Forest	19	1 Jurnane Jones *	Georgia	27	
	2 Tyler Dorsey	Oregon	41	2 Roberto Bergerson **	Boise State	52	
	2 Alpha Kaba	France	60	* On draft night, Jones' rights were traded to the Philadelphia 76ers for a future first-round draft choice (via Toronto). ** On draft night, rights were traded to Portland for cash considerations.			
2016 DRAFT	1 DeAndre' Bembry	St. Joseph's	21	1998 DRAFT			
	2 Isala Cordiner	Denain ASC Voltaire (France)	54	1 Roshown McLeod	Duke	22	
	2 Kay Felder	Oakland University	41	2 Cory Carr *	Texas Tech	49	
* The Hawks traded Felder's rights to Cleveland for cash considerations.							
2015 DRAFT	1 Kelly Oubre	Kansas	15	* On draft night, Carr's rights were traded to Chicago, along with two future second-round draft picks, for the rights to Shammond Williams.			
	2 Marcus Eriksson	Barcelona	50	1997 DRAFT			
	2 Dimitrios Agravalis	Olympiacos	59	1 Ed Gray	California	22	
* The Hawks traded Oubre's rights to the Washington Wizards in exchange for Jerian Grant, the 19th pick, and two second-round picks. Atlanta then acquired Tim Hardaway Jr. from the New York Knicks in exchange for the draft rights to Grant.							
2014 DRAFT	1 Adrian Payne	Michigan State	15	2 Alan Digbeu	Villerbaune, France	50	
	2 Walter "Edy" Tavares	Gran Canaria	43	2 Marquette	Marquette	51	
	2 Lamar Patterson	Pittsburgh	48	1996 DRAFT			
* The Hawks acquired Patterson's draft rights from Milwaukee, in exchange for a 2015 second-round pick.							
2013 DRAFT	1 Dennis Schröder	NY Phantoms Braunschweig (Germany)	17	1 Priest Lauderdale	Central State (OH)	28	
	2 Raul Neto	Lagun Aro (Spain)	47	1995 DRAFT			
	2 James Ennis	Long Beach State	50	1 Alan Henderson	Indiana	16	
* On June 28, the Hawks acquired the rights to Lucas Nogueira (16th pick), Mike Muscala (44th pick) and Jared Cunningham from Dallas in exchange for the rights to Shane Larkin (18th pick) ... in addition, the Hawks acquired a 2015 second-round pick from the Utah Jazz in exchange for Raul Neto (47th pick) and a conditional 2017 second-round pick from the Miami Heat in exchange for James Ennis (50th pick).							
2012 DRAFT	1 John Jenkins	Vanderbilt	23	2 Troy Brown	Purdue	45	
	2 Mike Scott	Virginia	43	4 Cuzo Martin	Purdue	57	
2011 DRAFT	2 Keith Benson	Oakland	48	2014 DRAFT			
2010 DRAFT	2 Damian James *	Texas	24	1 Gaylon Nickerson	NW Oklahoma State	34	
	2 Pape Sy	France	53	* (Atlanta's first-round position belonged to the LA Clippers as a result of the Dominique Wilkins/Danny Manning trade).			
* On draft night, James was traded to NJ for rights to Jordan Crawford and Tibor Pleiss ... Pleiss was traded to OKC for cash considerations.							
2009 DRAFT	1 Jeff Teague	Wake Forest	19	1993 DRAFT			
	2 Sergiy Gladyr	NBC Mykolaiv	49	1 Doug Edwards	Florida State	15	
2008 DRAFT	No draft picks						2 Richard Manning
2007 DRAFT	1 Al Horford	Florida	3	2 Elmer Bennett	Stanford	10	
	1 Acie Law IV	Texas A&M	11	2 Adam Keefe	Notre Dame	38	
2006 DRAFT	1 Shelden Williams	Duke	5	1992 DRAFT			
	2 Solomon Jones	South Florida	53	1 Elmer Bennett	Stanford	10	
2005 DRAFT	1 Marvin Williams	North Carolina	2	1 Adam Keefe	Stanford	10	
	2 Salim Stoudamire	Arizona	31	2 Elmer Bennett	Stanford	36	
	2 Cenk Akyol	Turkey (Efes Pilsen)	59	1991 DRAFT			
2004 DRAFT	1 Josh Childress	Stanford	6	1 Stacey Augmon	UNLV	9	
	1 Josh Smith	Ogk Hill Academy (HS)	17	1 Anthony Aveni *	Seton Hall	15	
	2 Donta Smith	St. Illinois IL	34	2 Rodney Monroe	N.C. State	30	
	2 Royal Ivey	Texas	37	1990 DRAFT			
	2 Viktor Sanikidze *	SAOS JDA Dijon (Georgia)	42	1 Bumeal Robinson	Michigan	10	
* On draft night, Sanikidze was traded to the Spurs for a 2005 second-round pick and cash considerations.							
2003 DRAFT	1 Boris Diaw	Pau Orthez (France)	21	2 Trevor Wilson	UCLA	36	
	2 Travis Hansen	Bingham Young	37	1989 DRAFT			
2002 DRAFT	2 David Andersen	Kinder Bologna (Italy)	37	1 Roy Marble	Iowa	23	
On draft night, the Hawks acquired the draft rights to Dan Dickau (selected in the first round, 28th overall by Sacramento) in exchange for a future first-round pick.							
2001 DRAFT	1 Pau Gasol *	Spain	3	2 Haywoode Workman	Iowa	49	

HAWKS DRAFT CHOICES, CONT.

Rnd.	Player	College	Pick
1984 DRAFT			
1	Kevin Willis	Michigan State	11
3	Bobby Parks	Memphis State	58
4	Dicky Beal	Kentucky	81
5	Terry Martin	NE Louisiana	104
6	Jim Master	Kentucky	127
7	Vince Martello	Florida State	150
8	Tom Betha	Long Island	173
9	Fred Brown	Georgetown	185
10	Doug Mills	Hofstra	217
Second round pick (#35) to Golden State for Rickey Brown on 2/15/83.			
1983 DRAFT			
1	Randy Wittman *	Indiana	22
2	Glenn Rivers	Marquette	31
3	John Pinone	Villanova	58
4	Harry Kelly	Texas Southern	81
5	Charles Jones	Oklahoma	104
6	Tom Betha	Richmond	127
7	Lex Drum	UAB150	150
8	George Thomas	Georgia Tech	173
9	Will Cotchery	Livingson	195
10	Ronnie Carr	W. Carolina	216
*Wittman acquired from Bulls for Tom McMillen and future pick 7/5/83.			
1982 DRAFT			
1	Keith Edmonson	Purdue	10
3	Joe Kopicki	Detroit	56
5	Mark Hall	Minnesota	102
6	Jay Bruchak	Mt. St. Mary's	126
7	Horace Wyatt	Clason	148
8	James Ruffin	Howard	172
9	Pierre Bland	Elizabeth City	194
10	Ronnie McAdoo	Old Dominion	216
Second round pick to New York for Mike Glenn 10/24/81. Fourth round pick to New Jersey for Rory Sparrow 8/11/81.			
1981 DRAFT			
1	Al Wood	North Carolina	4
2	Clyde Bradshaw	DePaul	38
3	Durand Macklin	LSU	52
4	Kevin Figaro	SW Louisiana	75
5	Steve Krafcsin	Iowa 93	125
6	Darryl Warwick	Hampton	127
7	Kevin Vesey	Iona	144
8	Gilbert Salinas	Notre Dame	167
9	Howard Thompkins	Gagny	189
10	Mike Frazier	Georgetown	209
1980 DRAFT			
1	Don Collins	Washington State	18
2	Craig Shelton	Georgetown	28
5	Mike Doyle	South Carolina	110
6	Mike Zagardo	G. Washington	133
7	Charles Hightower	Dillard	156
9	Stan Lamb	Steubenville	195
Third round pick to Utah. Fourth round pick to Los Angeles. Selected ineligible player in eighth and tenth rounds.			
1979 DRAFT			
2	James Bradley	Memphis State	35
3	Larry Wilson	Nichols State	38
5	Don Marsh	Franklin & Marshall	57
6	Tiny Pinder	N.C. State	101
8	Dwight Williams	Gardner-Webb	121
9	Tim Waterman	St. Bonavent.	148
8	John Godecke	Maryland (Bait)	160
9	Cedric Oliver	Hamilton	176
10	Chad Newison	Drake	196
First round pick to Pacers as compensation for signing of free agent Dan Roundfield.			
1978 DRAFT			
1	Butch Lee	Marquette	10
1	Jack Givens	Kentucky	16
2	Rick Wilson	Louisville	25
3	Steve Grant	Manhattan	50
5	Chris Potter	Holy Cross	98
6	Gerard Glover	Howard	120
7	Jim DeWeese	Gonzaga	140
8	Ed Murphy	Merrimack	161
9	Maurice Robinson	W. Virginia	177
10	Marshall Lester	Florida Southern	192
Fourth round pick to Buffalo.			
1977 DRAFT			
1	Wayne Rollins	Clemson	14
3	Sam Smith	UNLV	48
3	Eddie Johnson	Auburn	49
4	Dave Bortmann	Gardner-Webb	70
5	Bill Gordon	UTC 92	114
6	Calvin Crews	Northwestern	144
7	James Holliman	Arizona State	155
8	Vern Thompson	Brigham Young	135
Second round pick to New York for Tom McMillen.			
1976 DRAFT			
1	Armond Hill	Princeton	9
2	Bob Carrington	Boston College	28
3	Larry Cooke	VPI	46
4	Tom Barker	Hawaii	53
5	Ron Davis	Washington State	80
6	Pete Padgett	Nevada-Reno	88
7	Carl Gerlach	Kansas State	106
8	Doug Terry	Utah	124
9	Bob Kovach	San Diego State	142
10	Mike Dickerson	S. Florida	160

ALL-TIME ROSTER: 1968 - 2022

YEAR	GP	MINS	FGM	FGA	FG%	FTM	FTA	FT%	OR	DR	TR	AST	PF-D	STL	BS	PTS	PPG
1975 DRAFT																	
2001-02	77	2980	598	1287	46.5	419	725	57.8	198	498	696	239	214-2	98	81	1638	21.0
2002-03	81	3087	595	1369	43.5	452	841	53.8	175	502	677	242	249-2	94	81	1609	19.9
3 Years	211	8023	1547	3270	47.3	1168	1988	59.3	514	1354	1868	608	601-5	229	138	4809	20.4
DON ADAMS																	
1972-73	70	2030	307	778	39.5	204	278	73.4	---	---	494	137	259-5	---	---	813	11.6
1973-74	74	2106	315	817	38.6	211	281	75.1	---	---	516	142	270-5	---	---	841	11.4
JOHN ADAMS																	
2018-19	34	428	38	110	34.5	7	20	35.0	11	49	60	65	45-0	14	5	108	3.2
DERRICK ALSTON																	
1996-97	2	11	0	5	0.0	0	0	---	3	1	4	0	0-0	0	0	0	0.0
GREG "CADILLAC" ANDERSON																	
1989-90	51	822	57	104	54.8	34	71	47.9	62	126	188	17	103-0	23	28	148	2.9
2 Years	101	1020	93	185	50.3	50	112	44.6	101	205	306	32	188-0	42	39	236	2.3
JUSTIN ANDERSON																	
2018-19	48	463	64	157	40.8	26	35	74.3	24	60	84	23	48-0	22	13	178	3.7
KENNY ANDERSON																	
2004-05	39	717	81	190	42.6	27	50	54.0	23	60	83	98	81-1	33	0	195	5.0
PERO ANTIC																	
2012-13	50	825	123	284	43.3	50	86	57.9	57	152	209	58	126-0	19	12	352	7.0
2 Years	113	1982	231	590	39.2	138	189	73.0	115	283	398	107	258-0	37	26	708	6.3
HILTON ARMSTRONG																	
2010-11	12	76	6	12	50.0	2	10	20.0	3	14	17	4	9-0	3	5	15	1.3
STACEY AUGMON																	
1992-93	73	2505	440	988	44.6	213	307	69.4	191	229	420	201	161-0	124	27	1051	14.4
1993-94	73	2112	397	889	44.7	141	146	96.5	141	146	287	91	141-1	91	16	1021	14.0
1994-95	76	2562	436	975	44.7	129	219	58.9	129	219	348	100	100-0	47	10	1051	13.9
3 Years	360	11579	2035	4168	48.8	1276	1725	74.0	804	986	1773	892	882-2	370	188	5368	15.7
GUSTAVO AYON																	
2013-14	26	429	52	102	51.0	8	20	40.0	42	83	125	28	47-0	25	10	112	4.3
LUKE RABBITT																	
2017-18	37	570	80	168	47.6	17	22	77.3	5	76	81	26	47-0	7	5	226	6.1
JOHN BAGLEY																	
1993-94	3	13	0	4	0.0	2	2	100.0	0	1	1	3	2-0	0	0	0	0.0
CAT BARBER																	
2021-22	3	13	0	4	0.0	0	4	0.0	0	1	2	3	3	1-0	0	0	0.0
TOM BARKER																	
1976-77	59	1354	182	436	41.7	112	164	68.3	111	290	401	60	223-11	33	41	476	8.1
DREW BARRY																	
1986-87	27	256	18	75	24.0	11	13	84.6	5	30	35	49	28-0	10	1	79	2.9
2 Years	35	330	24	83	28.9	14	16	87.5	5	34	39	65	37-0	10	0	79	2.2
JOHN BARRY																	
1996-97	58	965	100	246	40.7	37	46	80.4	26	73	99	115	56-0	55	3	295	5.1
2004-05	19	1240	131	323	40.6	10	49	20.0	30	90	120	143	83-0	69	5	388	5.0
ESTERAN BATISTA																	
2006-07	57	495	34	80	42.5	33	53	62.3	61	83	144	7	111-2	15	11	101	1.8
2 Years	70	576	42	96	43.8	37	60	61.7	11	124-2	18	11	124-2	18	11	101	1.7
JOHN BATTLE																	
1986-86	84	839	101	222	45.5	75	103	72.8	12	50	62	74	80-0	23	2	277	3.3
1987-88	87	909	101	217	46.5	75	103	72.8	12	50	62	74	80-0	23	2	277	3.3
1988-89	87	1227	101	217	46.5	75	103	72.8	12	50	62	74	80-0	23	2	277	3.3
1989-90	86	1177	101	217	46.5	75	103	72.8	12	50	62	74	80-0	23	2	277	3.3
1990-91	86	1177	101	217	46.5	75	103	72.8	12	50	62	74	80-0	23	2	277	3.3
6 Years	416	7682	1482	3184	46.5	875	1106	79.1	145	488	633	824	628-0	198	31	3882	9.3
SERGE BAZAREVICH																	
1994-95	10	74	11	22	50.0	1	6	16.7	1	6	7	14	10-0	1	30	3.0	
KEIT BAZEMORE																	
2015-16	75	1324	141	350	40.3	60	100	60.0	21	201	222	78	127-0	52	33	610	8.2
2016-17	75	2083	150	351	42.7	133	191	69.6	25	201	222	111	176-2	210	38	892	11.6
2017-18	75	1989	150	351	42.7	133	191	69.6	25	201	222	111	176-2	210	38	892	11.6
3 Years	225	4396	240	652	36.9	126	382	33.0	71	603	666	226	579-2	100	35	2596	11.5
6 Years	385	8802	1318	3144	41.9	589	795	74.1	136	1182	1341	806	762-7	542	260	3678	10.4
ALFRED "BUTCH" BEARD																	
1969-70	72	941	183	392	46.7	135	163	82.8	---	---	140	121	124-0	---	---	501	7.0
ZELMO "Big Z" BEATY																	
1968-69	72	2578	588	1251	47.0	370	506	73.1	---	---	798	131	272-7	---	---	1546	21.5
ROJ BEHAGEN																	
1977-78	26	571	117	249	47.0	51	70	72.9	53	120	173	34	97-3	30	12	285	7.3
MARCO BELINELLI																	
2017-18	52	1209	119	249	47.8	101	109	92.7	14	86	100	103	41-0	46	3	591	11.4
WALT "Big Balls" BELLAMY																	
1989-90	72	855	141	287	49.1	75	124	60.5	---	---	310	88	97-2	---	---	1502	20.9
1990-91	72	855	141	287	49.1	75	124	60.5	---	---	310	88	97-2	---	---	1502	20.9
1991-92	72	855	141	287	49.1	75	124	60.5	---	---	310	88	97-2	---	---	1502	20.9
1992-93	72	855	141	287	49.1	75	124	60.5	---	---	310	88	97-2	---	---	1502	20.9
1993-94	72	855	141	287	49.1	75	124	60.5	---	---	310	88	97-2	---	---	1502	20.9
5 Years	356	12192	2011	3957	50.8	1267	2170	58.4	264	476	740	548	1099-11	52	48	1061	15.1
MICHAEL BEMBE																	
2017-18	26	371	47	116	40.5	6	16	37.5	14	45	59	28	21-0	8	9	103	3.9
2018-19	26	371	47	116	40.5	6	16	37.5	14	45	59	28	21-0	8	9	103	3.9
2 Years	52	742	94	232	40.5	12	32	37.5	28	90	118	56	42-0	17	18	206	7.8
BOBBY BENJAMIN																	
2002-03	9	152	13	43	30.2	12	16	75.0	10	21	31	10	20-0	1	0	29	4.4
MIKE BIBBY																	
2000-08	15	1097	170	411	41.4	123	171	72.0	11	45	56	75	34-0	12	2	667	14.9

ALL-TIME ROSTER: 1968 - 2022, CONT.

YEAR	GP	MINS	FGM	FGA	FG%	FTM	FTA	FT%	OR	DR	TR	AST	PF-D	STL	BS	PTS	PPG		
IBA DOWMAN 2000-01	3	19	0	0	0	0	0	0	1	1	2	7	0-0	0	0	Pennsylvania '96	0.0		
DONNIE BOYCE 1986-89 2 Years	28 30	41 195	9 30	23 88	39.1 33.9	2 13	23 26	500 500	5 12	13	10 25	13	2-0 19-0	3	1	24 79	3.0 2.6		
CEDRIC BOZEMAN 2006-07	23	199	11	39	28.2	2	6	333	3	20	23	9	32-0	5	2	26 UCLA '06	1.1		
STEVE BRACEY 1972-74 2 Years	20 145	1050 2513	192 433	396 915	48.6 48.9	73 142	110 206	684 669	26 26	120 120	10 146	125	125-0 292-0	5	5	457 1008	7.2 7.0		
DURLEY BRADLEY 1988-89	38	267	86	195	43.6	8	26	500	7	25	32	24	41-0	16	2	North Carolina '79	1.9		
MICHAEL BRADLEY 2003-04	11	60	6	12	50.0	0	0	—	5	7	12	0	8-0	2	0	Villanova '01	1.1		
CLYDE BRADSHAW 1981-82	— on active roster for five games from 10/21/81 to 11/10/81 but saw no action —																		
ELTON BRAND 2014-14 2 Years	73 108	1414 1800	179 221	392 429	45.7 43.8	61 73	110 177	780 950	97 129	264 356	361 461	74	192-0 246-0	40 57	88 113	494 595	6.7 5.4		
RANDY BREUER 1992-93	12	107	15	31	48.4	2	5	400	10	18	28	6	12-0	2	3	Minnesota '83	2.7		
BILL BRIDGES 1988-96 8 Years	80 80 80 80 80 80 80	2920 2920 2920 2920 2920 2920 2920	351 351 351 351 351 351 351	775 775 775 775 775 775 775	45.3 45.3 45.3 45.3 45.3 45.3 45.3	239 239 239 239 239 239 239	353 353 353 353 353 353 353	677 677 677 677 677 677 677	— — — — — — —	— — — — — — —	— — — — — — —	— — — — — — —	— — — — — — —	— — — — — — —	— — — — — — —	— — — — — — —	— — — — — — —	— — — — — — —	— — — — — — —
CHARLIE BROWN, JR. 2019-20	40	6	19	31	6	5	1,000	—	2	2	4	2	3-0	2	2	Saint Joseph's '19	2.0		
CHALUNDEE BROWN, JR. 2021-22	3	83	9	25	36.0	5	5	353	1	15	16	4	7-0	2	0	Michigan '11	6.2		
CHUCKY BROWN 1997-98	77	1202	161	372	43.3	63	87	724	57	126	183	55	100-0	23	13	North Carolina State '89	1.6		
JOHN BROWN 1973-74 2 Years	77 77	1715 1715	277 277	632 632	43.8 43.8	163 163	217 217	780 780	177 196	264 264	441 441	114	239-10 257-7	29 16	16	717 817	9.3 10.6		
RICKY BROWN 1982-83 3 Years	28 28 28	305 305 305	49 49 49	104 104 104	47.1 47.1 47.1	25 25 25	40 40 40	188 188 188	35 35 35	53 53 53	88 88 88	24	46-1 117-0	4	3	Mississippi St. '80	3.2		
NICOLAS BRUSSINO 2017-18	4	10	0	0	0.0	0	0	—	0	3	3	0	0-0	0	0	Argentina '00	0.0		
MATT BULLARD 1995-96	46	460	66	162	40.7	16	20	800	18	42	60	18	50-0	17	10	Iowa '90	3.8		
TOM BURLESON 1980-81	31	363	41	99	41.4	20	41	488	44	50	94	12	73-2	7	7	North Carolina State '74	3.4		
WOLFE BURTON 1996-97	24	380	39	119	33.6	57	68	838	11	30	41	11	55-0	8	3	Mississippi '86	6.2		
JOSE CALDERON 2016-17	17	247	23	57	40.4	7	8	875	7	25	32	37	14-0	4	0	61 Spain	3.6		
JOE "PHO" CALDWELL 1988-90 2 Years	80 80	2720 2720	61 125	1308 2435	50.7 50.7	159 338	299 635	838 838	— —	— —	— —	— —	— —	— —	— —	— —	— —	— —	
ANTONIE CARR 1984-86 3 Years	62 62 62	1195 1195 1195	198 198 198	449 449 449	40.2 40.2 40.2	101 101 101	181 181 181	789 789 789	179 179 179	153 153 153	232 232 232	80	219-4 219-4	29 14	78 116	3.3 3.6			
DEMARCO CARROLL 2014-15 2 Years	70 143	2349 4530	318 618	653 1295	47.9 47.9	127 236	181 322	702 733	107 206	296 569	403 775	134	119-2 273-3	13 25	17	Missouri '09	11.1		
VINCE CARTER 2018-19 2 Years	76 20	1330 2206	196 107	461 93	41.9 45.9	47 303	98 125	739 739	31 18	163 268	194 318	87	141-0 231-0	44 67	27 52	North Carolina '88 George Washington '17	6.3 4.7		
TYLER CAVANAUGH 1970-71	39	519	67	152	44.1	17	21	810	45	82	127	27	61-0	9	4	George Washington '17	4.7		
JERRY CHAMBERS 1970-71	65	1168	237	526	45.1	106	134	791	—	—	245	61	119-0	—	—	580 Utah '66	8.9		
LEN CHAPPELL 1970-71	42	451	71	166	44.1	60	74	811	—	—	133	16	63-2	—	—	Wake Forest '62	1.8		
KEVIN CHARLES 1976-78 2 Years	82 103	2487 3007	354 427	803 1039	41.4 41.1	205 247	256 308	801 807	41 127	168 192	295 377	240-4 288-4	141 169	45 50	913 1101	11.1 10.7			
LORENZO CHARLES 1985-86	36	273	49	88	55.7	24	36	667	13	26	39	8	37-0	2	0	North Carolina State '85	3.4		
MAURICE CHEEKS 1991-92	56	1086	115	249	46.2	26	43	605	29	66	95	185	73-0	83	0	West Texas University '78	4.8		
JOSH CHILDRESS 2006-06 2 Years	80 80	2376 2376	302 378	504 590	50.0 50.0	190 190	295 378	882 882	195 195	287 378	482 482	151	184-1 273-1	74 131	35 59	Stanford '04 Stanford '04	10.1 10.1		
BOB CHRISTIAN 1970-71 3 Years	54 56 165	524 565 1768	55 66 206	122 142 424	46.8 48.6	44 144	61 204	759 706	— — —	— — —	— — —	— — —	— — —	— — —	— — —	— — —	— — —	— — —	
CRUIS CLAXTON 2008-09 2 Years	42 4	1064 1069	91 93	276 285	32.7 32.6	33 34	60 62	500 548	12 69	81 81	12	69 81	188 188	131-3 132-3	72 72	4 4	Hofstra '00 Hofstra '00	3.2 5.6	
ANTONIVUS CLEVELAND 2017-18	4	42	4	16	5.71	2	2	1,000	1	3	4	0	12-1	1	1	Southwest Missouri State '17	3.3		
BIMBO COLES 1999-00	80	1924	276	607	45.5	85	104	817	30	142	172	290	178-1	58	11	Virginia Tech '90	8.1		

ALL-TIME ROSTER: 1968 - 2022, CONT.

YEAR	GP	MINS	FGM	FGA	FG%	FTM	FTA	FT%	OR	DR	TR	AST	PF-D	STL	BS	PTS	PPG	
JASON COLLIER 2003-04 2 Years	20 80	545 1457	79 174	165 379	47.7 46.8	67 116	85 156	788 979	36 120	75 190	111 285	17	71-3 216-4	11 28	11	Georgia Tech '00	11.3 7.0	
ART COLLINS 1980-81	29	395	35	99	35.4	24	36	667	19	22	41	25	35-0	11	1	Biscayne '76	3.2	
DON COLLINS 1980-81	47	1184	230	530	43.4	137	162	846	96	91	187	115	266-5	69	11	Washington St. '80	12.7	
JASON COLLINS 2010-11 2 Years	24 103	115 1016	8 58	24 103	34.8 35.6	27 34	41 58	809 886	5 9	14 14	14	4	11-0 152-1	3 16	2	UNC-Charlotte '98	9.7 1.3	
SEAN COLSON 2000-01	3	14	0	5	0.0	0	0	—	0	3	3	3	0-0	0	0	UNC-Charlotte '98	0.0	
SHARPE COOPER 2021-22	13	39	3	8	37.5	0	0	—	0	5	5	5	1-0	0	0	Auburn '21	0.5	
TYRONNE COOPER 1984-85 3 Years	81 81 81	1389 1389 1389	205 205 205	460 460 460	44.2 44.2 44.2	108 108 108	114 114 114	824 824 824	98 76	164 108	262 262 262	67	161-1 129-1	55 7	16	502 806	6.2 10.2	
ALLEN CRABBE 2019-20	28	522	52	143	36.4	9	12	750	10	55	65	28	36-0	15	4	California '14	1.4	
BILL CRAWFORD 1988-98 10 Years	40 40 40 40 40 40 40 40 40 40	266 266 266 266 266 266 266 266 266 266	146 146 146 146 146 146 146 146 146 146	310 310 310 310 310 310 310 310 310 310	41.8 41.8 41.8 41.8 41.8 41.8 41.8 41.8 41.8 41.8	57 57 57 57 57 57 57 57 57 57	68 68 68 68 68 68 68 68 68 68	819 819 819 819 819 819 819 819 819 819	— — — — — — — — — —	— — — — — — — — — —	— — — — — — — — — —	— — — — — — — — — —	— — — — — — — — — —	— — — — — — — — — —	— — — — — — — — — —	— — — — — — — — — —	— — — — — — — — — —	— — — — — — — — — —
JAMAL CRAWFORD 2009-10 8 Years	179 179	2460 4757	496 864	1105 1919	44.9 45.5	292 470	315 575	857 856	34 270	167 250	201	239	132-0	61	12	Michigan '00	18.0	
JORDAN CRAWFORD 2010-11	16	160	27	77	35.1	4	6	667	9	19	28	15	13-0	3	0	Xavier '12	4.2	
JOE CRIGHTON 1975-76	32	172	12	43	27.8	7	16	438	13	32	45	4	23-0	2	9	Colorado '77	1.0	
CHARLIE CRISS 1977-78 4 Years	77 77 77 77	1935 1935 1935 1935	319 319 319 319	781 781 781 781	42.5 42.5 42.5 42.5	236 236 236 236	296 296 296 296	737 737 737 737	126 126 126 126	99 99 99 99	116 116 116 116	294	143-0	108	—	874 874 874 874	11.4 11.4 11.4 11.4	
JARED CUNNINGHAM 2013-14	5	22	1	2	50.0	0	0	—	0	1	1	3	3-0	0	0	Oregon St. '12	0.4	
CRICK DAMPIER 2011-12	0	15	83	1	12.5	0	0	—	10	15	25	4	9-0	1	4	Mississippi St. '89	0.1	
LLOYD DANIELS 1980-81	—	—	—	—	—	—	—	—	—	—	—	—	—	—	—	—	—	
DEVONTA DAVIS 2018-19	9	118	15	22	68.2	6	10	800	10	26	36	5	12-0	3	5	Michigan St. '16	4.0	
JIM DAVIS 1988-90 4 Years	78 78 78 78	1367 1367 1367 1367	28															

ALL-TIME ROSTER: 1968 - 2022, CONT.

YEAR	GP	MINS	FGM	FGA	FG%	FTM	FTA	FT%	OR	DR	TR	AST	PF-D	STL	BS	PTS	PPG
JOHN DREW	78	2289	527	1239	42.6	388	547	70.9	357	479	836	138	274-4	119	39	1442	18.5
1974-75	78	2289	527	1239	42.6	388	547	70.9	357	479	836	138	274-4	119	39	1442	18.5
1975-76	74	2558	556	1169	47.6	489	656	74.5	489	656	1145	130	261-1	130	37	1650	21.9
1976-77	70	2293	526	1199	43.9	457	675	67.7	457	675	1099	130	261-1	130	37	1650	21.9
1977-78	74	2203	526	1236	42.6	457	675	67.7	457	675	1099	130	261-1	130	37	1650	21.9
1978-79	80	2306	559	1162	48.1	489	675	72.5	489	675	1145	130	261-1	130	37	1650	21.9
1979-80	80	2306	559	1162	48.1	489	675	72.5	489	675	1145	130	261-1	130	37	1650	21.9
1980-81	80	2306	559	1162	48.1	489	675	72.5	489	675	1145	130	261-1	130	37	1650	21.9
1981-82	80	2306	559	1162	48.1	489	675	72.5	489	675	1145	130	261-1	130	37	1650	21.9
8 years	595	18362	4545	9660	47.1	3527	4743	74.4	1678	2555	4433	957	2216-76	859	182	12621	21.2
FRANK PROBNJAK	11	1435	238	543	43.8	96	220	43.6	96	220	380	49	138-0	42	24	597	9.4
2004-05	11	1435	238	543	43.8	96	220	43.6	96	220	380	49	138-0	42	24	597	9.4
MIKE DUNLEAVY	30	475	57	130	43.8	22	26	84.6	13	56	69	30	35-0	9	5	169	5.6
2016-17	30	475	57	130	43.8	22	26	84.6	13	56	69	30	35-0	9	5	169	5.6
KBIS DUNN	4	45	1	12	8.3	3	4	75.0	0	6	6	2	10-0	2	2	5	1.3
2020-21	4	45	1	12	8.3	3	4	75.0	0	6	6	2	10-0	2	2	5	1.3
DENNIS DUVAL	13	130	15	43	34.9	6	17	35.3	1	7	8	20	15-0	6	2	54	4.2
1975-76	13	130	15	43	34.9	6	17	35.3	1	7	8	20	15-0	6	2	54	4.2
JERRY EAVES	3	37	3	6	50.0	5	6	83.3	0	0	0	4	6-0	0	0	11	3.7
1984-85	3	37	3	6	50.0	5	6	83.3	0	0	0	4	6-0	0	0	11	3.7
JARELL EDDIE	32	309	48	159	30.2	16	27	59.3	20	19	39	22	41-0	11	6	112	3.5
2003-04	32	309	48	159	30.2	16	27	59.3	20	19	39	22	41-0	11	6	112	3.5
KEITH EDMONSON	36	309	48	159	30.2	16	27	59.3	20	19	39	22	41-0	11	6	112	3.5
1982-83	36	309	48	159	30.2	16	27	59.3	20	19	39	22	41-0	11	6	112	3.5
DON EDWARDS	16	107	17	49	34.7	3	9	33.3	7	11	18	18	9-0	2	5	54	3.4
1983-84	16	107	17	49	34.7	3	9	33.3	7	11	18	18	9-0	2	5	54	3.4
1984-85	2	34	3	9	33.3	3	9	33.3	3	4	8	2	3-0	0	0	10	5.0
2 years	18	141	20	58	34.5	6	18	33.3	10	15	26	20	12-0	2	5	64	3.6
JOHN EDWARDS	40	296	31	64	48.4	8	11	72.7	18	30	48	5	76-1	3	15	70	1.8
2005-06	40	296	31	64	48.4	8	11	72.7	18	30	48	5	76-1	3	15	70	1.8
CRAIG EHLO	82	2147	316	702	45.0	112	151	74.2	71	208	279	273	161-0	136	26	871	10.6
1983-84	82	2147	316	702	45.0	112	151	74.2	71	208	279	273	161-0	136	26	871	10.6
1984-85	49	1166	191	429	44.5	69	91	75.8	41	103	144	113	68-0	10	9	439	9.0
1985-86	49	1166	191	429	44.5	69	91	75.8	41	103	144	113	68-0	10	9	439	9.0
3 years	210	5071	700	1560	44.9	250	341	73.4	153	414	567	500	317-0	267	44	1749	8.3
ORINIA EKZIE	42	732	79	182	43.4	23	72	32.1	69	110	179	11	129-2	12	12	230	5.5
2004-05	42	732	79	182	43.4	23	72	32.1	69	110	179	11	129-2	12	12	230	5.5
LAPHONSO ELLIS	20	539	80	190	42.1	43	61	70.5	18	25	43	18	48-1	3	2	267	13.4
1988-89	20	539	80	190	42.1	43	61	70.5	18	25	43	18	48-1	3	2	267	13.4
1989-90	7	1848	289	654	44.2	109	156	69.9	123	276	399	77	182-2	40	32	691	8.9
2 years	27	723	369	844	43.5	152	217	69.9	141	301	438	95	230-3	73	54	958	35.1
JEREMY EVANS	1	5	0	1	0.0	0	0	---	1	0	1	0	1-0	0	0	0	0.0
2017-18	1	5	0	1	0.0	0	0	---	1	0	1	0	1-0	0	0	0	0.0
MAURICE EVANS	80	1840	208	463	45.0	60	88	68.2	88	155	243	54	163-1	50	10	574	7.2
1988-89	80	1840	208	463	45.0	60	88	68.2	88	155	243	54	163-1	50	10	574	7.2
2009-10	71	1817	175	393	44.5	46	61	75.4	46	89	135	48	93-0	17	4	453	6.4
2010-11	7	209	4	10	40.0	1	3	33.3	1	3	4	1	1-0	0	0	2	2.9
3 years	206	3994	226	476	47.3	150	162	80.2	150	311	484	132	362-0	100	32	1237	6.0
BRUNO FERNANDO	71	1713	103	193	53.4	29	72	39.9	67	131	198	49	107-0	18	17	240	3.4
2019-20	71	1713	103	193	53.4	29	72	39.9	67	131	198	49	107-0	18	17	240	3.4
2 years	89	939	125	243	49.8	44	73	60.3	18	193	276	59	130-0	22	20	291	3.3
DIJANE FERRELL	231	35	19	42	45.2	30	44	68.2	19	22	41	10	33-0	6	6	60	0.9
1988-89	231	35	19	42	45.2	30	44	68.2	19	22	41	10	33-0	6	6	60	0.9
1989-90	71	1629	125	243	51.4	46	61	75.4	46	89	135	48	93-0	17	4	453	6.4
1990-91	68	1558	117	218	53.7	16	27	59.3	16	27	43	17	47-0	17	7	127	1.9
1991-92	68	1558	117	218	53.7	16	27	59.3	16	27	43	17	47-0	17	7	127	1.9
1992-93	35	1296	60	136	43.9	16	27	59.3	16	27	43	17	47-0	17	7	127	1.9
1993-94	35	1296	60	136	43.9	16	27	59.3	16	27	43	17	47-0	17	7	127	1.9
6 years	352	5914	1053	2160	48.8	163	218	74.8	163	374	757	356	566-4	193	33	2778	7.9
GREG FOSTER	33	205	44	113	38.9	13	13	100.0	24	32	56	10	41-0	3	9	101	3.1
1982-83	33	205	44	113	38.9	13	13	100.0	24	32	56	10	41-0	3	9	101	3.1
MATT FREJE	19	147	16	54	29.6	5	6	83.3	8	16	24	7	13-0	3	1	40	2.1
2006-07	19	147	16	54	29.6	5	6	83.3	8	16	24	7	13-0	3	1	40	2.1
HIRAM FULLER	4	43	3	8	37.5	2	2	100.0	4	7	11	2	5-0	0	1	8	2.0
2003-04	4	43	3	8	37.5	2	2	100.0	4	7	11	2	5-0	0	1	8	2.0
TERRY FURLLOW	576	113	113	173	65.1	60	60	100.0	32	39	71	81	42-0	18	13	270	0.5
1978-80	576	113	113	173	65.1	60	60	100.0	32	39	71	81	42-0	18	13	270	0.5
2 years	59	404	59	107	55.1	104	121	85.9	55	58	113	153	61-0	19	22	463	8.3
1979-80	59	404	59	107	55.1	104	121	85.9	55	58	113	153	61-0	19	22	463	8.3
2 years	59	404	59	107	55.1	104	121	85.9	55	58	113	153	61-0	19	22	463	8.3
DANILLO GALLINARI	91	1222	206	475	43.4	161	174	92.5	17	194	211	76	105-0	10	6	676	7.4
2020-21	91	1222	206	475	43.4	161	174	92.5	17	194	211	76	105-0	10	6	676	7.4
2 years	117	1824	269	607	44.3	302	338	89.5	32	467	508	107	198-1				

ALL-TIME ROSTER: 1968 - 2022, CONT.

YEAR	GP	MINS	FGM	FGA	FG%	FTM	FTA	FT%	OR	DR	TR	AST	PF-D	STL	BS	PTS	PPG
AL HOFFORD	81	2540	333	668	49.9	155	245	63.3	248	537	785	124	267-1	60	76	821	10.1
2007-08	81	2540	333	668	49.9	155	245	63.3	248	537	785	124	267-1	60	76	821	10.1
2008-09	77	2474	312	627	49.8	149	230	64.8	249	525	764	124	267-1	60	76	821	10.1
2009-10	61	1912	212	427	49.7	103	160	64.4	175	343	493	100	200-0	50	60	590	9.7
2010-11	67	2094	231	461	50.1	110	170	64.7	162	328	490	114	220-0	50	60	590	9.7
2011-12	74	2276	276	550	50.0	124	190	65.3	162	328	490	114	220-0	50	60	590	9.7
2012-13	73	2276	276	550	50.0	124	190	65.3	162	328	490	114	220-0	50	60	590	9.7
2013-14	76	2356	303	606	50.0	132	200	66.0	162	328	490	114	220-0	50	60	590	9.7
2014-15	74	2276	276	550	50.0	124	190	65.3	162	328	490	114	220-0	50	60	590	9.7
2015-16	73	2276	276	550	50.0	124	190	65.3	162	328	490	114	220-0	50	60	590	9.7
2016-17	76	2356	303	606	50.0	132	200	66.0	162	328	490	114	220-0	50	60	590	9.7
2017-18	76	2356	303	606	50.0	132	200	66.0	162	328	490	114	220-0	50	60	590	9.7
9 Years	578	18342	3543	6828	51.9	1691	2648	63.9	1379	3767	5144	1588	1338-0	482	697	8288	14.3
TOM HOVASSE	2	4	0	0	0.0	0	0	0.0	0	0	0	0	1-0	1	0	0	0.0
1994-95	2	4	0	0	0.0	0	0	0.0	0	0	0	0	1-0	1	0	0	0.0
DWIGHT HOWARD	74	2199	386	613	63.3	226	424	53.3	296	644	940	104	203-2	64	92	1002	13.5
2016-17	74	2199	386	613	63.3	226	424	53.3	296	644	940	104	203-2	64	92	1002	13.5
LOUIS PERDUE HUDSON	716	1451	533	338	205	216	248	0	0	0	0	0	0	0	0	0	0.0
1968-69	716	1451	533	338	205	216	248	0	0	0	0	0	0	0	0	0	0.0
1969-70	716	1451	533	338	205	216	248	0	0	0	0	0	0	0	0	0	0.0
1970-71	716	1451	533	338	205	216	248	0	0	0	0	0	0	0	0	0	0.0
1971-72	716	1451	533	338	205	216	248	0	0	0	0	0	0	0	0	0	0.0
1972-73	716	1451	533	338	205	216	248	0	0	0	0	0	0	0	0	0	0.0
1973-74	716	1451	533	338	205	216	248	0	0	0	0	0	0	0	0	0	0.0
1974-75	716	1451	533	338	205	216	248	0	0	0	0	0	0	0	0	0	0.0
1975-76	716	1451	533	338	205	216	248	0	0	0	0	0	0	0	0	0	0.0
1976-77	716	1451	533	338	205	216	248	0	0	0	0	0	0	0	0	0	0.0
9 Years	604	22473	5743	11673	49.6	2556	3168	80.8	292	534	2370	1938	1720-11	384	67	14004	23.2
KEVIN HUERTER	20	350	275	411	67.1	41	55	74.5	60	188	246	214	155-0	25	25	484	24.2
2018-19	20	350	275	411	67.1	41	55	74.5	60	188	246	214	155-0	25	25	484	24.2
2019-20	20	350	275	411	67.1	41	55	74.5	60	188	246	214	155-0	25	25	484	24.2
2020-21	20	350	275	411	67.1	41	55	74.5	60	188	246	214	155-0	25	25	484	24.2
4 Years	274	4450	1168	1738	67.2	186	236	78.8	185	593	956	871	624-0	25	25	3125	11.4
ISAAC HUMPHRIES	5	56	6	21	28.6	0	0	0.0	4	7	11	0	4-0	1	0	15	3.0
2018-19	5	56	6	21	28.6	0	0	0.0	4	7	11	0	4-0	1	0	15	3.0
KRIS HUMPHRIES	20	295	187	274	68.2	32	64	50.0	20	51	71	13	44-0	10	7	454	22.7
2016-17	20	295	187	274	68.2	32	64	50.0	20	51	71	13	44-0	10	7	454	22.7
2017-18	20	295	187	274	68.2	32	64	50.0	20	51	71	13	44-0	10	7	454	22.7
2 Years	51	590	374	548	68.3	64	128	50.0	40	102	142	26	88-0	21	14	908	17.6
OTHELLO HUNTER	16	92	11	11	100.0	0	0	0.0	9	15	24	1	11-0	2	5	22	1.4
2008-09	16	92	11	11	100.0	0	0	0.0	9	15	24	1	11-0	2	5	22	1.4
2009-10	16	92	11	11	100.0	0	0	0.0	9	15	24	1	11-0	2	5	22	1.4
2 Years	23	123	3	3	100.0	0	0	0.0	15	21	36	0	16-0	2	6	33	1.4
ERSAN ILYASOVA	26	633	93	226	41.2	52	66	80.0	42	109	151	42	73-1	22	8	270	10.4
2016-17	26	633	93	226	41.2	52	66	80.0	42	109	151	42	73-1	22	8	270	10.4
2017-18	26	633	93	226	41.2	52	66	80.0	42	109	151	42	73-1	22	8	270	10.4
2 Years	52	1266	186	452	41.2	104	132	80.0	84	218	302	84	146-2	44	16	540	10.4
TOM INGLEBY	48	398	50	131	38.2	29	37	78.4	10	34	44	37	43-0	19	4	129	2.7
1973-74	48	398	50	131	38.2	29	37	78.4	10	34	44	37	43-0	19	4	129	2.7
ROYAL IVEY	63	809	85	204	41.7	47	85	55.3	47	65	84	103	149-1	7	7	260	4.1
2006-07	63	809	85	204	41.7	47	85	55.3	47	65	84	103	149-1	7	7	260	4.1
2007-08	63	809	85	204	41.7	47	85	55.3	47	65	84	103	149-1	7	7	260	4.1
3 Years	188	2326	265	605	43.8	195	355	54.7	195	265	231	222	345-2	14	14	630	3.4
WES JUNDU	3	82	8	18	44.4	3	3	100.0	3	10	13	0	8-0	1	0	22	7.3
2021-22	3	82	8	18	44.4	3	3	100.0	3	10	13	0	8-0	1	0	22	7.3
JERMAINE JACKSON	29	273	19	42	45.2	17	28	60.7	9	23	32	35	27-0	10	3	55	1.9
2002-03	29	273	19	42	45.2	17	28	60.7	9	23	32	35	27-0	10	3	55	1.9
JIM JACKSON	79	2767	507	1231	41.2	186	291	63.9	101	293	394	230	167-0	57	10	1010	12.8
1988-89	79	2767	507	1231	41.2	186	291	63.9	101	293	394	230	167-0	57	10	1010	12.8
2000-01	79	3310	584	1452	40.2	253	297	85.2	116	355	471	280	205-0	76	14	1580	19.9
2001-02	79	3310	584	1452	40.2	253	297	85.2	116	355	471	280	205-0	76	14	1580	19.9
2 Years	158	6620	1168	2903	40.2	506	594	85.2	232	710	942	560	410-0	150	28	3160	19.9
STEPHEN JACKSON	80	2940	536	1263	42.5	233	291	78.5	97	273	370	244	216-3	42	20	1450	18.1
2003-04	80	2940	536	1263	42.5	233	291	78.5	97	273	370	244	216-3	42	20	1450	18.1
HENRY JAMES	53	945	125	306	40.8	30	36	83.3	27	54	81	21	98-1	11	1	336	6.7
1996-97	53	945	125	306	40.8	30	36	83.3	27	54	81	21	98-1	11	1	336	6.7
JOHN JENKINS	61	902	131	292	44.9	59	72	82.1	17	77	94	56	37-0	12	10	310	5.1
2015-16	61	902	131	292	44.9	59	72	82.1	17	77	94	56	37-0	12	10	310	5.1
2016-17	61	902	131	292	44.9	59	72	82.1	17	77	94	56	37-0	12	10	310	5.1
2 Years	122	1804	198	435	45.5	118	144	82.6	34	154	188	112	74-0	22	20	620	5.1
ANTHONY JOHNSON	48	885	91	223	40.8	57	82	69.5	16	59	75	107	97-0	35	7	244	5.1
1988-89	48	885	91	223	40.8	57	82	69.5	16	59	75	107	97-0	35	7	244	5.1
2000-01	48	885	91	223	40.8	57	82	69.5</									

ALL-TIME ROSTER: 1968 - 2022, CONT.

YEAR	GP	MINS	FGM	FGA	FG%	FTM	FTA	FT%	OR	DR	TR	AST	PF-D	STL	BS	PTS	PPG	
SHELVIN MACK	20	268	41	104	39.4	18	31	58.1	0	24	24	44	28-0	59	0	104	5.2	
2012-13	20	268	41	104	39.4	18	31	58.1	0	24	24	44	28-0	59	0	104	5.2	
2013-14	75	1490	209	500	41.8	74	166	44.0	21	139	160	171	100-0	200	0	244	3.2	
2014-15	75	1490	209	500	41.8	74	166	44.0	21	139	160	171	100-0	200	0	244	3.2	
2015-16	75	1490	209	500	41.8	74	166	44.0	21	139	160	171	100-0	200	0	244	3.2	
4 Years	172	2710	410	972	42.1	130	293	44.4	42	254	285	508	167-1	49	0	1040	6.0	
DURAND "Rudy" MACKLIN	1981-82	79	1516	210	468	44.9	134	273	49.1	31	150	283	47	225-5	40	20	354	4.5
2 Years	152	2667	210	468	44.9	134	273	49.1	31	150	283	47	225-5	40	20	354	4.5	
3 Years	152	2667	210	468	44.9	134	273	49.1	31	150	283	47	225-5	40	20	354	4.5	
JOSH MAGGETTE	2017-18	18	216	15	46	32.6	8	1,000	0.8	2	17	19	57	16-0	8	0	46	2.6
MOSES MALONE	1988-89	81	2978	538	1,079	49.9	361	631	57.1	365	570	856	112	184-0	79	100	1,557	19.0
1989-90	81	2978	538	1,079	49.9	361	631	57.1	365	570	856	112	184-0	79	100	1,557	19.0	
1990-91	81	2978	538	1,079	49.9	361	631	57.1	365	570	856	112	184-0	79	100	1,557	19.0	
3 Years	243	7,925	1,635	3,279	49.9	1,083	1,913	56.9	1,101	1,714	2,735	336	552-0	258	200	4,671	19.2	
MATT MALONEY	2000-01	55	1,403	146	348	42.0	26	34	76.5	14	103	117	154	94-1	56	4	369	6.7
1998-99	55	1,403	146	348	42.0	26	34	76.5	14	103	117	154	94-1	56	4	369	6.7	
2 Years	69	1,506	154	373	41.3	29	38	74.4	15	109	124	171	103-1	60	4	393	5.7	
DANNY MANNING	1993-94	26	925	177	372	47.6	54	83	65.1	49	120	169	85	93-0	46	25	409	15.7
PAUL MANNION	1988-89	5	18	2	7	28.6	0	0	0.0	0	2	2	2	2-0	2	0	4	0.8
1989-90	5	18	2	7	28.6	0	0	0.0	0	2	2	2	2-0	2	0	4	0.8	
2 Years	10	36	4	14	28.6	0	0	0.0	0	4	4	4	4-0	4	0	8	1.6	
PETE MARAVICH	1970-71	81	2926	738	1,613	45.8	404	501	80.6	11	111	122	355	238-1	11	180	273	3.4
1971-72	81	2926	738	1,613	45.8	404	501	80.6	11	111	122	355	238-1	11	180	273	3.4	
1972-73	81	2926	738	1,613	45.8	404	501	80.6	11	111	122	355	238-1	11	180	273	3.4	
1973-74	81	2926	738	1,613	45.8	404	501	80.6	11	111	122	355	238-1	11	180	273	3.4	
4 Years	302	11,220	2,908	6,259	45.8	1,619	2,014	80.6	44	444	487	1,415	951-4	44	720	1,103	3.4	
ROY MARBLE	1989-90	24	162	16	58	27.6	19	29	65.5	15	9	24	11	16-0	7	1	51	2.1
CARTER MARTIN	2013-14	53	822	106	256	41.4	46	61	75.4	12	93	105	31	68-0	26	7	314	5.9
EDDIE MAST	1972-73	42	447	50	137	36.5	19	23	82.6	—	—	136	37	50-0	—	—	119	2.8
WES MATTHEWS	1980-81	34	1,105	191	424	44.8	103	127	81.7	16	56	72	212	122-1	7	69	227	6.7
1981-82	34	1,105	191	424	44.8	103	127	81.7	16	56	72	212	122-1	7	69	227	6.7	
1982-83	34	1,105	191	424	44.8	103	127	81.7	16	56	72	212	122-1	7	69	227	6.7	
1983-84	34	1,105	191	424	44.8	103	127	81.7	16	56	72	212	122-1	7	69	227	6.7	
5 Years	152	3,239	286	626	45.8	416	503	82.7	65	224	274	862	486-4	28	266	921	6.1	
DON MAY	1971-72	75	1,285	234	473	49.5	139	184	75.0	148	195	243	55	133-0	—	—	574	7.6
1972-73	75	1,285	234	473	49.5	139	184	75.0	148	195	243	55	133-0	—	—	574	7.6	
2 Years	107	1,602	295	610	48.4	182	239	76.2	296	390	486	110	266-0	—	—	1,148	13.5	
SUVAR MAYS	2021-22	28	269	32	63	50.9	22	24	91.7	10	25	35	30	15-0	14	2	124	4.4
2022-23	28	269	32	63	50.9	22	24	91.7	10	25	35	30	15-0	14	2	124	4.4	
2 Years	56	458	64	126	50.8	44	48	91.7	20	50	70	60	30-0	28	4	248	8.8	
TRAVIS MAYS	1991-92	32	32	6	16	37.5	29	34	85.3	7	1	8	7	4-0	0	0	33	1.0
1992-93	32	32	6	16	37.5	29	34	85.3	7	1	8	7	4-0	0	0	33	1.0	
2 Years	64	64	12	32	37.5	58	68	85.3	14	2	16	14	8-0	0	0	66	2.0	
AMAL McCASKILL	2002-03	11	70	4	17	23.5	3	4	75.0	7	15	22	5	13-0	3	1	11	1.0
TIM McCORMICK	1990-91	56	689	93	187	49.7	66	90	73.3	56	109	165	32	91-1	11	14	252	4.5
JERAMIE McCOY	2004-05	10	88	7	20	35.0	1	1	100.0	7	14	21	0	24-0	3	8	15	1.5
JAMES McCLROY	1979-80	31	516	66	171	38.6	37	57	64.9	20	29	49	65	45-1	21	31	271	8.7
1980-81	31	516	66	171	38.6	37	57	64.9	20	29	49	65	45-1	21	31	271	8.7	
1981-82	31	516	66	171	38.6	37	57	64.9	20	29	49	65	45-1	21	31	271	8.7	
3 Years	105	1,545	199	498	39.9	114	148	77.0	60	87	114	186	151-1	49	63	510	4.9	
MIKE McGEE	1987-88	76	1,420	316	729	43.3	71	88	79.9	149	156-1	61	149	156-1	61	2	339	4.5
1988-89	76	1,420	316	729	43.3	71	88	79.9	149	156-1	61	149	156-1	61	2	339	4.5	
2 Years	152	2,840	632	1,458	43.4	142	176	80.0	298	312	385	298	302-2	102	4	678	4.5	
TRACY McGRADY	2011-12	52	837	101	231	43.7	56	72	77.8	23	131	154	110	35-0	—	—	273	5.3
ROSHOWN McLEOD	1988-89	34	348	62	163	38.1	37	45	82.2	12	38	50	14	24-0	1	1	162	4.8
1989-90	34	348	62	163	38.1	37	45	82.2	12	38	50	14	24-0	1	1	162	4.8	
2000-01	34	348	62	163	38.1	37	45	82.2	12	38	50	14	24-0	1	1	162	4.8	
3 Years	112	2,115	161	432	37.3	111	140	79.3	46	114	154	40	72-0	3	3	486	4.3	
TOM McMILLEN	1972-73	88	1,683	280	629	44.5	116	265	43.6	151	265	416	84	233-8	33	16	575	6.5
1973-74	88	1,683	280	629	44.5	116	265	43.6	151	265	416	84	233-8	33	16	575	6.5	
1974-75	88	1,683	280	629	44.5	116	265	43.6	151	265	416	84	233-8	33	16	575	6.5	
1975-76	88	1,683	280	629	44.5	116	265	43.6	151	265	416	84	233-8	33	16	575	6.5	
4 Years	352	6,737	1,124	2,756	40.6	460	1,006	45.6	603	1,056	1,614	336	933-24	132	64	2,300	6.5	
SLAVA MEDVEDENKO	2008-09	14	81	12	23	52.2	17	23	74.3	4	10	14	2	16-0	0	2	42	3.0
DEAN "The Dream" MENINGER	1974-75	80	2,177	233	500	46.6	168	263	63.9	84	130	214	397	160-0	118	11	634	7.9
1975-76	80	2,177	233	500	46.6	168	263	63.9	84	130	214	397	160-0	118	11	634	7.9	
2 Years	160	4,354	466	1,000	46.6	336	526	63.9	168	260	428	794	320-0	236	22	1,268	7.7	
JOE C. MERIWETHER	1976-77	74	2,068	319	607	52.6	182	255	71.4	216	380	596	82	324-21	41	82	20	11.1
ANTHONY "Pig" MILLER	1986-87	14	100	0	0	0.0	0	0	0.0	2	5	7	0	0-0	0	0	0	0.0
1987-88	14	100	0	0	0.0	0	0	0.0	2	5	7	0	0-0					

ALL-TIME ROSTER: 1968 - 2022, CONT.

YEAR	GP	MINS	FGM	FGA	FG%	FTM	FTA	FT%	OR	DR	TR	AST	PF-D	STL	BS	PTS	PPG	
DEXTER PITTMAN 2013-14	2	3	0	0	0.000	0	0	0.000	3	0	3	0	0-0	0	0	0	0.0	
MILES PLUMLEE 2016-18 2 Years	576	918	105	180	58.3	27	60	45.0	72	151	228	45	79-0	17	30	287	4.3	
SCOTT POLLARD 1998-99	—	—	—	—	—	—	—	—	—	—	—	—	—	—	—	—	—	
JOSH POWELL 2010-11	54	653	90	160	56.2	36	46	78.3	49	86	135	22	78-0	5	10	224	4.1	
ALEX BRYANT 2018-19	21	305	40	81	49.4	18	29	62.1	29	47	76	17	47-1	4	10	107	5.1	
TAUREAN PRINCE 2016-17 2018-19 2 Years	169	859	981	114	295	400	74	94	787	25	132	157	55	96-0	43	27	1,355	8.1
JOEL PRZYBYLLA 2003-04	12	314	18	50	36.0	12	29	41.4	31	70	101	4	48-1	5	17	48	4.0	
VLADIMIR RADMANOVIC 2011-12	49	755	74	197	37.6	22	29	75.9	34	109	143	54	62-0	21	15	220	4.5	
BLAIR RASMUSSEN 1982-83 2 Years	83	1,968	347	600	57.8	30	43	69.8	94	299	393	107	233-1	35	40	729	8.9	
THEO RATLIFF 2002-03 3 Years	101	82	276	493	55.9	154	213	72.3	5	11	16	7	8-0	1	8	262	2.6	
LEO RAUTINS 1984-85	4	12	0	2	0.000	0	0	0.000	1	1	2	3	3-0	0	0	0	0.0	
ZELJKO REBRACA 2002-04	3	51	12	23	52.2	1	1	100.0	4	5	9	2	7-0	1	2	24	8.0	
ELDRIDGE RECASNER 1996-97 2 Years	71	1,207	148	350	42.3	51	58	87.9	35	80	115	94	97-0	38	4	405	5.7	
CAM REDDISH 2018-20 3 Years	58	1,551	213	554	38.4	101	126	80.2	35	181	216	87	132-0	28	63	610	10.5	
JOSEPH RICHARDSON 2006-07 2 Years	19	189	13	37	35.1	0	0	0.000	1	1	2	0	2-0	0	0	2	1.6	
ISAIAH RIDER 1999-00	60	2,084	449	1,072	41.9	204	260	78.5	63	195	258	219	132-3	41	6	1,158	19.3	
BOB RILEY 1970-71	7	39	4	9	44.4	—	—	—	—	12	—	1	5-0	—	—	13	1.9	
GLENN "DOC" RIVERS 1983-84 8 Years	69	1,938	250	512	48.8	255	328	77.8	122	148	270	314	286-8	127	80	1,023	14.8	
TONY ROBERTSON 1977-78	63	929	168	371	45.3	37	57	78.8	15	55	70	103	133-2	74	5	615	9.7	
GLENN ROBINSON 2002-03	69	2,591	539	1,248	43.2	268	306	87.6	86	371	457	205	183-0	41	26	1,436	20.8	
LARRY ROBINSON 2000-01	33	631	67	184	36.4	21	24	87.5	23	64	87	36	46-0	28	2	199	6.0	
RUMALC ROBINSON 1981-82 2 Years	47	674	108	242	44.6	47	80	58.8	22	51	73	132	65-0	32	75	289	6.6	
LEN "TUCK" ROBINSON 1976-77	36	1,449	310	648	47.8	186	241	77.2	133	329	462	97	130-3	38	20	806	22.4	
WAYNE "TREE" ROLLINS 1977-78 1981-82 1983-84 1984-85 1985-86 1986-87 1987-88 7 Years	80	1,795	257	520	49.2	104	145	71.7	179	373	552	79	326-16	57	218	693	8.4	
BARON RONDO 2020-21	27	402	44	119	37.0	1	1	100.0	4	51	55	95	25-0	19	2	106	3.9	
SEAN ROOKS 1995-96	16	215	32	58	55.2	29	43	67.4	21	30	51	9	35-0	4	14	93	5.8	
DAN ROUNDFIELD 1978-80 1981-82 1982-83 1983-84 1984-85 6 Years	80	2,539	462	1,017	45.5	300	369	81.6	326	539	885	131	358-16	87	136	1,254	15.5	
WALKER D. RUSSELL 1984-85	377	34	34	81	40.6	14	14	100.0	8	32	40	66	37-1	17	4	83	2.0	
JUAN "PEPE" SANCHEZ 2000-01	5	34	0	7	0.000	0	0	0.000	1	0	1	5	3-0	2	0	0	0.0	
JEFF SANDERS 1981-82 2 Years	12	117	10	30	33.3	7	8	87.5	1	3	4	9	17-2	1	1	24	2.0	
DALE SCHLUETER 1973-74	57	547	63	135	46.7	38	50	76.0	54	101	155	45	84-0	25	22	164	2.9	
DENNIS SCHROEDER 2012-13 2013-14 2014-15 2015-16 2017-18 5 Years	47	841	263	689	38.2	148	178	83.2	5	55	60	93	84-0	40	0	368	7.8	

ALL-TIME ROSTER: 1968 - 2022, CONT.

YEAR	GP	MINS	FGM	FGA	FG%	FTM	FTA	FT%	OR	DR	TR	AST	PF-D	STL	BS	PTS	PPG
MIKE SCOTT 2012-13 2013-14 2014-15 2015-16 5 Years	40	376	70	147	47.6	23	45	56.7	39	71	110	12	32-0	4	2	183	4.6
SCOTT SEFOLOSHA 2015-16 2016-17 2 Years	96	1,768	104	249	41.9	162	199	81.4	53	107	233	75	67-0	35	21	260	6.4
CRAG SHELTON 1981-82 2 Years	55	586	100	219	45.7	35	58	60.4	59	79	138	27	128-1	18	5	235	4.3
JEFF SHEPPARD 1998-99	18	185	15	39	38.5	8	13	61.5	6	16	22	16	12-0	3	0	40	2.2
PAUL SHIRLEY 2002-03	2	5	0	0	0.000	0	0	0.000	0	1	1	0	0-0	0	0	0	0.0
JORDAN SIBERT 2018-19	1	4	1	1	100.0	0	0	0.000	0	0	0	0	0-0	0	0	0	0.0
LARRY SIEGFRIED 1971-72	21	335	25	77	32.5	20	23	87.0	—	—	—	—	—	—	—	—	—
PAUL SJULAS 1983-84	79	1,853	241	519	46.4	204	233	87.5	—	—	—	—	—	—	—	—	—
DICKY SIMPKINS 2001-02	1	3	0	0	0.000	0	0	0.000	0	0	0	1	0-0	0	0	0	0.0
BEGGIE SLATER 2001-02	4	37	5	13	38.5	6	9	66.7	5	2	7	1	2-0	1	1	16	4.0
DONALD SLOAN 2011-12	5	20	3	8	37.5	0	0	0.000	1	4	5	5	3-0	1	0	10	2.0
DONIA SMITH 2004-05 2 Years	38	433	44	113	38.9	33	45	88.8	19	33	52	39	50-0	23	0	127	3.3
JOE SMITH 2009-10	64	592	77	193	39.9	39	48	81.3	66	91	157	21	95-0	6	19	194	3.0
JOSH SMITH 2004-05 2005-06 2 Years	74	2,050	274	602	45.5	180	237	88.8	147	310	457	191	157-1	29	148	615	8.3
KEVIN SMITH 1989-90	33	674	98	204	48.0	55	73	84.6	7	30	37	142	45-0	22	1	340	10.3
LEON SMITH 2002-03	14	100	10	26	38.5	11	17	64.7	10	21	31	3	12-0	3	14	20	1.4
RANDY SMITH 1982-83	15	142	29	66	43.9	13	14	92.9	2	6	8	14	15-0	2	1	81	5.4
STEVE SMITH 1986-87 1988-89 2 Years	80	2,865	429	1,025	41.8	312	374	83.6	104	172	276	274	225-2	62	33	1,026	12.8
TONY SMITH 2000-01	6	78	8	23	34.8	1	2	50.0	2	1	3	10	12-0	7	0	17	2.8
MIKE SJOJOURN 1974-75 1976-77 2 Years	46	912	88	171	51.5	11	11	100.0	18	94	112	59	75-0	13	11	289	5.3
ROBY SPARROW 1981-82 2 Years	36	2,610	366	730	50.1	124	149	83.3	92	102	224	424	240-2	87	13	651	18.1
MIKE SPELLMAN 2018-19	46	805	98	244	40.2	32	45	71.1	72	122	194	30	67-0	26	25	208	4.5
ANDRE SPENCER 1992-93	3	15	0	0	0.000	0	0	0.000	0	1	1	0	0-0	0	0	0	0.0
TIAGO SPLITTER 2015-16	36	579	81	155	52.3	39	48	81.3	45	75	120	30	71-0	20	12	201	5.6
JERRY STACKHOUSE 2011-12	30	273	37	100	37.0	21	23	91.3	17	17	23	14	12-0	10	3	108	3.6
LANCE STEPHENSON 2021-22	70	5	5	13	38.5	1	1	100.0	1	14	15	11	8-0	0	0	0	0.0
DESHAWN STEVENSON 2012-13	56	1,158	98	262	37.4	12	23	52.2	21	104	122	52	69-1	29	6	284	5.1
MICHAEL STEWART 2004-05	12	145	11	21	52.4	3	7	42.9	18	19	42	18	10-0	6	5	25	2.1
ALEX STVRINS 1992-93	5	15	4	9	44.4	0	0	0.000	2	3	5	0	3-0	0	1	10	2.0
SALIM STOUNDAMIRE 2000-06 2007-08 3 Years	61	1,236	204	492	41.3	89	110	80.0	12	104	116	75	118-1	27	3	589	9.7
MARK STRICKLAND 2008-09	46	654	91	204	44.6	25	31	80.6	41	90	131	20	48-0	19	17	208	4.5
ROB SURINA 2003-04	27	956	131	312	42.0	123	157	78.3	70	153	223	144	72-0	25	5	397	14.7
PAPE SU 2010-11	3	21	2	6	33.3	3	3	100.0	2	1	3	2	1-0	1	0	7	2.3
WALTER "EDY" TAVARES 2016-17 2 Years	11	73	11	1	100.0	0	0	0.000	7	1	21	3	8-0	1	6	29	2.6
SHAWN TAYLOR 2017-18	67	1,167	163	380	42.8	99	141	70.2	22	72	94	206	116-1	34	10	445	6.6

ALL-TIME ROSTER: 1968 - 2022, CONT.

YEAR	GP	MINS	FGM	FGA	FG%	FTM	FTA	FT%	OR	DR	TR	AST	PF-D	STL	BS	PTS	PPG
JEFF TEAGUE																	
2009-10	71	219	90	227	39.6	41	97	42.3	5	62	67	122	82-0	34	11	266	3.7
2010-11	70	2163	274	674	40.6	117	317	36.9	11	111	122	122	82-0	34	11	837	11.9
2011-12	60	1850	235	559	42.0	110	277	39.7	11	111	122	122	82-0	34	11	674	11.2
2012-13	60	2158	252	611	41.2	110	277	39.7	11	111	122	122	82-0	34	11	837	11.9
2013-14	75	2226	274	674	40.6	117	317	36.9	11	111	122	122	82-0	34	11	837	11.9
2014-15	75	2226	274	674	40.6	117	317	36.9	11	111	122	122	82-0	34	11	837	11.9
2015-16	75	2226	274	674	40.6	117	317	36.9	11	111	122	122	82-0	34	11	837	11.9
2016-17	75	2226	274	674	40.6	117	317	36.9	11	111	122	122	82-0	34	11	837	11.9
2017-18	75	2226	274	674	40.6	117	317	36.9	11	111	122	122	82-0	34	11	837	11.9
7 Years	543	14037	2348	5256	44.7	1358	1617	840	171	997	1168	2771	990-3	632	179	6484	11.9
O'LAUDE TERRY																	
1986-87	42	241	47	87	54.0	8	21	38.1	8	10	18	25	21-0	18	25	21	1.0
1977-78	29	169	27	52	51.9	27	32	84.4	11	22	33	32	32-0	15	0	1	1.0
2 Years	71	410	74	139	50.3	35	53	66.2	19	32	51	57	53-0	33	25	2	2.0
JASON TERRY																	
1999-00	81	1888	249	600	41.5	113	140	80.7	24	142	166	346	133-0	10	10	657	8.1
2000-01	81	1888	249	600	41.5	113	140	80.7	24	142	166	346	133-0	10	10	657	8.1
2001-02	81	1888	249	600	41.5	113	140	80.7	24	142	166	346	133-0	10	10	657	8.1
2002-03	81	1888	249	600	41.5	113	140	80.7	24	142	166	346	133-0	10	10	657	8.1
2003-04	81	1888	249	600	41.5	113	140	80.7	24	142	166	346	133-0	10	10	657	8.1
5 Years	403	14043	2356	5523	42.7	1174	1390	845	192	1128	1320	2230	860-6	58	58	6534	16.2
REGGIE THEUS																	
1988-89	82	2517	497	1067	46.6	285	335	85.1	86	156	242	387	236-0	108	16	1296	15.8
FRAN THOMAS																	
1985-86	13	82	10	10	100.0	12	12	100.0	6	17	23	2	11-0	1	4	24	2.5
JAMES THOMAS																	
2004-05	2	5	1	2	50.0	0	0	---	2	0	2	0	1-0	0	0	2	1.0
JOHN THOMAS																	
2005-06	11	66	3	7	42.9	3	4	75.0	3	7	10	1	1-0	2	0	8	0.8
DUDON THOMPSON																	
2008-07	6	50	6	17	35.3	5	4	100.0	3	5	8	2	2-0	0	0	17	2.8
RAY TOLBERT																	
1988-89	50	341	40	94	42.6	23	37	62.2	31	57	88	16	55-0	13	13	103	2.1
ANTHONY TOLLIVER																	
2012-13	62	963	82	216	38.0	44	51	86.3	31	124	155	32	66-0	15	12	253	4.1
SEDRIC TONEY																	
1988-89	32	24	2	2	100.0	1	1	100.0	0	2	2	0	0-0	1	0	4	1.0
1989-90	32	24	2	2	100.0	1	1	100.0	0	2	2	0	0-0	1	0	4	1.0
2 Years	64	48	4	4	100.0	2	2	100.0	0	4	4	0	0-0	2	0	8	2.0
GENE "BUMPER" TOMORHLEY																	
1969-70	2	11	2	5	40.0	0	0	---	1	4	4	1	3-0	---	---	---	2.0
GEORGE TRAPP																	
1971-72	60	1890	144	388	37.1	105	139	75.6	111	183	294	51	144-2	---	---	166	2.8
1972-73	60	1890	144	388	37.1	105	139	75.6	111	183	294	51	144-2	---	---	166	2.8
2 Years	120	3780	288	776	37.1	210	278	75.6	222	366	588	102	288-4	---	---	332	5.6
JOHN TSCHOGLO																	
1973-74	10	94	14	19	73.7	12	12	100.0	33	43	76	3	3-0	---	---	30	3.0
1974-75	74	494	13	16	81.3	10	10	100.0	33	43	76	3	3-0	---	---	30	3.0
2 Years	84	588	27	35	77.1	22	22	100.0	66	86	152	6	6-0	---	---	60	7.1
EVAN TURNER																	
2019-20	19	251	25	67	37.3	12	14	85.7	8	30	38	38	20-0	9	8	82	4.3
JEREMY TYLER																	
2012-13	1	5	0	0	---	0	0	---	0	3	3	0	0-0	0	0	0	0.0
TOM VAN ARSDALE																	
1974-75	73	2570	544	1269	42.9	294	382	76.8	70	179	249	138	231-5	78	3	1382	18.9
1975-76	73	2570	544	1269	42.9	294	382	76.8	70	179	249	138	231-5	78	3	1382	18.9
2 Years	146	4956	890	2054	43.3	420	549	76.6	140	330	439	276	462-10	156	6	2764	19.9
JOHN VALLEY																	
1970-71	51	430	73	204	35.8	45	59	76.3	45	59	104	47	50-0	---	---	191	3.7
1971-72	51	430	73	204	35.8	45	59	76.3	45	59	104	47	50-0	---	---	191	3.7
2 Years	102	860	146	408	35.8	90	118	76.3	90	118	208	94	100-0	---	---	382	7.4
JACQUIE VAUGHN																	
2003-04	92	1856	206	479	43.0	104	126	82.5	19	150	168	349	192-0	65	2	810	8.8
1994-95	92	1856	206	479	43.0	104	126	82.5	19	150	168	349	192-0	65	2	810	8.8
2 Years	184	3712	412	958	43.0	208	252	82.5	38	300	336	698	384-0	130	4	1620	17.6
FRED WAINSON																	
1984-85	5	27	1	1	100.0	1	1	100.0	0	0	0	1	4-0	0	0	2	0.4
ALEXANDER VOLKOV																	
1989-90	74	937	137	284	48.2	70	120	58.3	52	67	119	83	166-3	36	2	357	4.8
1990-91	74	937	137	284	48.2	70	120	58.3	52	67	119	83	166-3	36	2	357	4.8
2 Years	148	1874	274	568	48.2	140	240	58.3	104	134	238	166	332-6	72	4	714	9.6
BASHFORD WALLACE																	
2003-04	1	42	8	24	33.3	3	3	100.0	1	5	6	2	0-0	1	5	20	20.0
ANTONIE WALKER																	
2004-05	53	2128	420	1013	41.5	157	294	53.4	126	371	497	194	147-0	64	32	1082	20.4
TYRONNE WALLACE																	
2019-20	14	160	14	14	100.0	11	11	100.0	3	19	22	13	19-0	7	1	40	2.9
D'WIGHT WALLER																	
1968-69	11	29	3	9	33.3	3	3	100.0	---	---	---	---	---	---	---	---	0.6
CHRIS WASHBURN																	
1987-88	29	174	22	49	44.9	13	23	56.5	19	36	55	3	19-0	4	8	57	2.0
JIM WASHINGTON																	
1974-75	72	2416	325	713	45.7	201	217	92.6	---	---	---	121	217-0	---	---	727	10.1
1975-76	72	2416	325	713	45.7	201	217	92.6	---	---	---	121	217-0	---	---	727	10.1
1976-77	72	2416	325	713	45.7	201	217	92.6	---	---	---	121	217-0	---	---	727	10.1
1977-78	72	2416	325	713	45.7	201	217	92.6	---	---	---	121	217-0	---	---	727	10.1
4 Years	286	8673	1044	2313	45.1	539	573	93.9	69	222	230	519	804-12	72	87	2627	10.4
PHIL WATSON																	
2019-20	2	17	0	0	---	0	0	---	2	0	2	3	1-0	1	0	0	0.0
ANTHONY "SPUD" WEBB																	
1985-86	1229	412	493	216	275	785	27	27	96	123	337	164-1	82	11	516	2.6	
1986-87	1229	412	493	216	275	785	27	27	96	123	337	164-1	82	11	516	2.6	
1987-88	1229	412	493	216	275	785	27	27	96	123	337	164-1	82	11	516	2.6	
1988-89	1229	412	493	216	275	785	27	27	96	123	337	164-1	82	11	516	2.6	
1989-90	1229	412	493	216	275	785	27	27	96	123	337	164-1	82	11	516	2.6	
7 Years	485	9525	1351	2907	46.5	922	1110	83.1	168	719	887	597	891-2	44	54	3702	7.7
MARIO WEST																	
2007-08	64	269	14	34	41.2	12	14	85.7	26	22	48	3	61-0	16	4	43	0.8

ALL-TIME UNIFORM NUMBERS

No.	Player	No.	Player	No.	Player	No.	Player																																																																																																																																																																																																					
0	Greg "Cadillac" Anderson Antonius Cleveland Brandon Goodwin Dickey Simpkins Jeff Teague Delon Wright Tony Delk Amal McCaskill Jeff Teague		Dean Meminger Janneremo Pargo Wesley Persón Rajon Rondo Dion Thompson	17	Jon Barry Tom Hovasse Onyeka Okongwu Dennis Schröder Brandon Williams		Randolph Morris Adreian Payne John Pinone Lennox Schröder Lance Stephenson																																																																																																																																																																																																					
00	8	Al Wood Luke Babbitt Walt Bellamy Danilo Gallinari Darvin Ham	18	Miles Plumlee Richie Guerin Tony Snell	18	Salim Stoudamire Donald Whiteside	34	John Werzel Shelden Williams Willie Burton Tyler Cavanaugh Pape Sy																																																																																																																																																																																																				
1	Justin Anderson Josh Childress Lloyd Daniels Maurice Evans Stephen Jackson DeMarre Johnson Jalen Johnson Nathan Knight Wes Matthews Travis Hayes Tracy McGrady Evan Turner Jeremy Tyler Ennis Whitley Gus Williams Leon Wood		Don Adams Jordan Sibert Alexander Volkov Antone Walker Tyronne Wallace 9 Bob Pettit 10 Jaylen Adams Drew Barry John Battle Mike Bibby Mookie Blaylock Maurice Cheeks Gorgui Dieng Steve Hawes Anthony Johnson Tim Hardaway Jr. Anthony "Pac" Miller Nazr Mohammed Jaylen Morris James Nunnally Walker D. Russell Rory Sparrow Paul Watson Jr. Sharife Abdur-Rahim Cal Bowdler Marco Belinelli Austin Daye Craig Ehlo Thomas Gardner Herm Gilliam Al Harrington Kevin Huarter Eddie Johnson Slava Medvedenko Ken Norman Eldridge Recasner Bob Sura Damien Wilkins Lou Williams Shammond Williams Charlie Brown Jr. Quinn Cook Chris Crawford Dewayne Davis Matt Freije Acie Law IV Skyler Maye Paul Millsap Ken Norman Tony Robertson Anthony Tolliver Anthony "Spud" Webb Andrew White III John Bagley Cat Barber Sergei Bazarevich DeMarre Carroll Josh Davis Malcolm Delaney Jerry Eaves Dion Glover Daniel Hamilton B.J. Johnson Kevin Knox II Danny Manning Ken Norman Jabari Parker Billy Paultz Eldridge Recasner Josh Sma Randy Smith Tom Van Arsdale Freeman Williams		Steve Smith Alexandre Volkov Anthony Johnson Damion Lee Shelvin Mack Andy Panko Jordan Sibert Alexander Volkov Antone Walker Tyronne Wallace 9 Bob Pettit 10 Jaylen Adams Drew Barry John Battle Mike Bibby Mookie Blaylock Maurice Cheeks Gorgui Dieng Steve Hawes Anthony Johnson Tim Hardaway Jr. Anthony "Pac" Miller Nazr Mohammed Jaylen Morris James Nunnally Walker D. Russell Rory Sparrow Paul Watson Jr. Sharife Abdur-Rahim Cal Bowdler Marco Belinelli Austin Daye Craig Ehlo Thomas Gardner Herm Gilliam Al Harrington Kevin Huarter Eddie Johnson Slava Medvedenko Ken Norman Eldridge Recasner Bob Sura Damien Wilkins Lou Williams Shammond Williams Charlie Brown Jr. Quinn Cook Chris Crawford Dewayne Davis Matt Freije Acie Law IV Skyler Maye Paul Millsap Ken Norman Tony Robertson Anthony Tolliver Anthony "Spud" Webb Andrew White III John Bagley Cat Barber Sergei Bazarevich DeMarre Carroll Josh Davis Malcolm Delaney Jerry Eaves Dion Glover Daniel Hamilton B.J. Johnson Kevin Knox II Danny Manning Ken Norman Jabari Parker Billy Paultz Eldridge Recasner Josh Sma Randy Smith Tom Van Arsdale Freeman Williams		20	John Barry Steve Bracey John Collins LaPhonso Ellis Stewart Granger Willour Holland George Lehmann Carmar Martin Howard Nathan Larry Robinson Larry Siegfried Salim Stoudamire Donald Whiteside		34	Mike Dunleavy Doug Edwards Mike Glenn Devin Harris Gary Leonard John Long Jelani McCoy Mamadou N'Diaye Isiah Rider Jeff Sanders Tony Smith Ray Tolbert Gene Tomohleen Dwight Walker Herb White Andre Walker Ronnie Grandison Darrin Hancock Reggie Slater John Drew Ed Gray Jim Jackson Reggie Jordan Bresha Knight Roy Marble Don May Joel Przybilla Randy Wittman Drew Barry Eteban Batista Jamal Crawford Keith Edmonson Shaler Halimon Keith Herron Sidney Lowe Matt Magette Matt Maloney Leo Rozendorn Craig Shelton Travis Young Jacque Vaughn Fred Vinson Morton Wiley Milt Williams Ray Williams Travis Young Kenny Anderson John Battle Speedy Claxton Bimbo Coles Dan Dickau Steve Henson Kirk Hinrich DeAndre Hunter John Jenkins Grady O'Malley Matt Oweather Rodney Monroe Josh Powell Taurian Prince Zeljko Rebraca Bob Riley Donald Sloan Claude Terry John Thomas Jim Washington Bogdan Bogdanovic Jose Calderon Ron Davis Boris Diaw Dwight Jones Hanno Motl Lamar Patterson Giann Robinson Gustavo Ayon Alfred "Bugs" Beard Charlie Criss Dewayne Dedmon Predrag "Paji" Drobnjak Tom Henderson Malcolm Hill Jim Les Jeremy Neal Ira Newble Haywoode Workman Clint Capela Vinco Carter Emanuel Davis Hiram Fuller Ricky Grace Richie Guerin Al Horford Priest Lauderdale Alfred "Butch" Lee Sidney Bradley Jeff Sheppard Donta Smith Mike Wilson Nicolas Brussino Tom Burleson Johnny Davis Anthony Grundy		21	Derrick Alston Clyde Bradshaw Jack "Goose" Givens Mike Hickey Dominique Wilkins* Greg "Cadillac" Anderson Dudley Bradley John Drew Ed Gray Jim Jackson Reggie Jordan Bresha Knight Roy Marble Don May Joel Przybilla Randy Wittman Drew Barry Eteban Batista Jamal Crawford Keith Edmonson Shaler Halimon Keith Herron Sidney Lowe Matt Magette Matt Maloney Leo Rozendorn Craig Shelton Travis Young Jacque Vaughn Fred Vinson Morton Wiley Milt Williams Ray Williams Travis Young Kenny Anderson John Battle Speedy Claxton Bimbo Coles Dan Dickau Steve Henson Kirk Hinrich DeAndre Hunter John Jenkins Grady O'Malley Matt Oweather Rodney Monroe Josh Powell Taurian Prince Zeljko Rebraca Bob Riley Donald Sloan Claude Terry John Thomas Jim Washington Bogdan Bogdanovic Jose Calderon Ron Davis Boris Diaw Dwight Jones Hanno Motl Lamar Patterson Giann Robinson Gustavo Ayon Alfred "Bugs" Beard Charlie Criss Dewayne Dedmon Predrag "Paji" Drobnjak Tom Henderson Malcolm Hill Jim Les Jeremy Neal Ira Newble Haywoode Workman Clint Capela Vinco Carter Emanuel Davis Hiram Fuller Ricky Grace Richie Guerin Al Horford Priest Lauderdale Alfred "Butch" Lee Sidney Bradley Jeff Sheppard Donta Smith Mike Wilson Nicolas Brussino Tom Burleson Johnny Davis Anthony Grundy		22	Greg "Cadillac" Anderson Dudley Bradley John Drew Ed Gray Jim Jackson Reggie Jordan Bresha Knight Roy Marble Don May Joel Przybilla Randy Wittman Drew Barry Eteban Batista Jamal Crawford Keith Edmonson Shaler Halimon Keith Herron Sidney Lowe Matt Magette Matt Maloney Leo Rozendorn Craig Shelton Travis Young Jacque Vaughn Fred Vinson Morton Wiley Milt Williams Ray Williams Travis Young Kenny Anderson John Battle Speedy Claxton Bimbo Coles Dan Dickau Steve Henson Kirk Hinrich DeAndre Hunter John Jenkins Grady O'Malley Matt Oweather Rodney Monroe Josh Powell Taurian Prince Zeljko Rebraca Bob Riley Donald Sloan Claude Terry John Thomas Jim Washington Bogdan Bogdanovic Jose Calderon Ron Davis Boris Diaw Dwight Jones Hanno Motl Lamar Patterson Giann Robinson Gustavo Ayon Alfred "Bugs" Beard Charlie Criss Dewayne Dedmon Predrag "Paji" Drobnjak Tom Henderson Malcolm Hill Jim Les Jeremy Neal Ira Newble Haywoode Workman Clint Capela Vinco Carter Emanuel Davis Hiram Fuller Ricky Grace Richie Guerin Al Horford Priest Lauderdale Alfred "Butch" Lee Sidney Bradley Jeff Sheppard Donta Smith Mike Wilson Nicolas Brussino Tom Burleson Johnny Davis Anthony Grundy		23	John Tschigoy		35	Mike Dunleavy Doug Edwards Mike Glenn Devin Harris Gary Leonard John Long Jelani McCoy Mamadou N'Diaye Isiah Rider Jeff Sanders Tony Smith Ray Tolbert Gene Tomohleen Dwight Walker Herb White Andre Walker Ronnie Grandison Darrin Hancock Reggie Slater John Drew Ed Gray Jim Jackson Reggie Jordan Bresha Knight Roy Marble Don May Joel Przybilla Randy Wittman Drew Barry Eteban Batista Jamal Crawford Keith Edmonson Shaler Halimon Keith Herron Sidney Lowe Matt Magette Matt Maloney Leo Rozendorn Craig Shelton Travis Young Jacque Vaughn Fred Vinson Morton Wiley Milt Williams Ray Williams Travis Young Kenny Anderson John Battle Speedy Claxton Bimbo Coles Dan Dickau Steve Henson Kirk Hinrich DeAndre Hunter John Jenkins Grady O'Malley Matt Oweather Rodney Monroe Josh Powell Taurian Prince Zeljko Rebraca Bob Riley Donald Sloan Claude Terry John Thomas Jim Washington Bogdan Bogdanovic Jose Calderon Ron Davis Boris Diaw Dwight Jones Hanno Motl Lamar Patterson Giann Robinson Gustavo Ayon Alfred "Bugs" Beard Charlie Criss Dewayne Dedmon Predrag "Paji" Drobnjak Tom Henderson Malcolm Hill Jim Les Jeremy Neal Ira Newble Haywoode Workman Clint Capela Vinco Carter Emanuel Davis Hiram Fuller Ricky Grace Richie Guerin Al Horford Priest Lauderdale Alfred "Butch" Lee Sidney Bradley Jeff Sheppard Donta Smith Mike Wilson Nicolas Brussino Tom Burleson Johnny Davis Anthony Grundy		36	Royal Ivey Etan Thomas Rasheed Wallace Mikki Moore Jason Collier Gary Greer Antonio Harvey Durand "Rudy" Macklin Tim McCormick Rumeal Robinson Edy Tavares Isaiah Taylor John Tschigoy Lou Hunsaker Sean Pellom Blair Rasmussen Leon Smith Mark West Howard Wright Elton Brand Armond Hill Tom Collins Jeff Halliburton Cornie Hawkins Walt Hazzard Tom Inglesby Henry James Theo Ratliff Corey Brockhouse Kevin Willis Rick Wilson Lorenzo Wright Lorenzo Charles Kris Humphries Clyde Lee Grant Long Alex Stivrins Ken Charles Art Collins Greg Foster Scott Hastings Alan Henderson Ivan Johnson Solomon Jones Bob Kauffman Pete Maravich Mike Wilks Trevor Wilson Randy Breuer Chaundee Brown Jr. Wayne "Tree" Rollins Sean Rooks Paul Shirley Tyler Zeller Carmar Oliver John Brown Matt Bullard Othello Hunter Chris Weeshoun Todd Mundt Chuck Brown George Johnson James Lang Tom McMillen Mark Landsberger Cliff Levingston John Edwards Obinna Ekezie Tom McMillen Len Rounfield Tom Payne Dale Schlueter Jordan Crawford Dimitris Antonopoulos* 77 Vladimir Radmanovic DeShawn Stevenson DeAndre Bembry		37	Don Adams Jordan Sibert Alexander Volkov Antone Walker Tyronne Wallace 9 Bob Pettit 10 Jaylen Adams Drew Barry John Battle Mike Bibby Mookie Blaylock Maurice Cheeks Gorgui Dieng Steve Hawes Anthony Johnson Tim Hardaway Jr. Anthony "Pac" Miller Nazr Mohammed Jaylen Morris James Nunnally Walker D. Russell Rory Sparrow Paul Watson Jr. Sharife Abdur-Rahim Cal Bowdler Marco Belinelli Austin Daye Craig Ehlo Thomas Gardner Herm Gilliam Al Harrington Kevin Huarter Eddie Johnson Slava Medvedenko Ken Norman Eldridge Recasner Bob Sura Damien Wilkins Lou Williams Shammond Williams Charlie Brown Jr. Quinn Cook Chris Crawford Dewayne Davis Matt Freije Acie Law IV Skyler Maye Paul Millsap Ken Norman Tony Robertson Anthony Tolliver Anthony "Spud" Webb Andrew White III John Bagley Cat Barber Sergei Bazarevich DeMarre Carroll Josh Davis Malcolm Delaney Jerry Eaves Dion Glover Daniel Hamilton B.J. Johnson Kevin Knox II Danny Manning Ken Norman Jabari Parker Billy Paultz Eldridge Recasner Josh Sma Randy Smith Tom Van Arsdale Freeman Williams		38	Don May Joel Przybilla Randy Wittman Drew Barry Eteban Batista Jamal Crawford Keith Edmonson Shaler Halimon Keith Herron Sidney Lowe Matt Magette Matt Maloney Leo Rozendorn Craig Shelton Travis Young Jacque Vaughn Fred Vinson Morton Wiley Milt Williams Ray Williams Travis Young Kenny Anderson John Battle Speedy Claxton Bimbo Coles Dan Dickau Steve Henson Kirk Hinrich DeAndre Hunter John Jenkins Grady O'Malley Matt Oweather Rodney Monroe Josh Powell Taurian Prince Zeljko Rebraca Bob Riley Donald Sloan Claude Terry John Thomas Jim Washington Bogdan Bogdanovic Jose Calderon Ron Davis Boris Diaw Dwight Jones Hanno Motl Lamar Patterson Giann Robinson Gustavo Ayon Alfred "Bugs" Beard Charlie Criss Dewayne Dedmon Predrag "Paji" Drobnjak Tom Henderson Malcolm Hill Jim Les Jeremy Neal Ira Newble Haywoode Workman Clint Capela Vinco Carter Emanuel Davis Hiram Fuller Ricky Grace Richie Guerin Al Horford Priest Lauderdale Alfred "Butch" Lee Sidney Bradley Jeff Sheppard Donta Smith Mike Wilson Nicolas Brussino Tom Burleson Johnny Davis Anthony Grundy		39	Don May Joel Przybilla Randy Wittman Drew Barry Eteban Batista Jamal Crawford Keith Edmonson Shaler Halimon Keith Herron Sidney Lowe Matt Magette Matt Maloney Leo Rozendorn Craig Shelton Travis Young Jacque Vaughn Fred Vinson Morton Wiley Milt Williams Ray Williams Travis Young Kenny Anderson John Battle Speedy Claxton Bimbo Coles Dan Dickau Steve Henson Kirk Hinrich DeAndre Hunter John Jenkins Grady O'Malley Matt Oweather Rodney Monroe Josh Powell Taurian Prince Zeljko Rebraca Bob Riley Donald Sloan Claude Terry John Thomas Jim Washington Bogdan Bogdanovic Jose Calderon Ron Davis Boris Diaw Dwight Jones Hanno Motl Lamar Patterson Giann Robinson Gustavo Ayon Alfred "Bugs" Beard Charlie Criss Dewayne Dedmon Predrag "Paji" Drobnjak Tom Henderson Malcolm Hill Jim Les Jeremy Neal Ira Newble Haywoode Workman Clint Capela Vinco Carter Emanuel Davis Hiram Fuller Ricky Grace Richie Guerin Al Horford Priest Lauderdale Alfred "Butch" Lee Sidney Bradley Jeff Sheppard Donta Smith Mike Wilson Nicolas Brussino Tom Burleson Johnny Davis Anthony Grundy		40	Don May Joel Przybilla Randy Wittman Drew Barry Eteban Batista Jamal Crawford Keith Edmonson Shaler Halimon Keith Herron Sidney Lowe Matt Magette Matt Maloney Leo Rozendorn Craig Shelton Travis Young Jacque Vaughn Fred Vinson Morton Wiley Milt Williams Ray Williams Travis Young Kenny Anderson John Battle Speedy Claxton Bimbo Coles Dan Dickau Steve Henson Kirk Hinrich DeAndre Hunter John Jenkins Grady O'Malley Matt Oweather Rodney Monroe Josh Powell Taurian Prince Zeljko Rebraca Bob Riley Donald Sloan Claude Terry John Thomas Jim Washington Bogdan Bogdanovic Jose Calderon Ron Davis Boris Diaw Dwight Jones Hanno Motl Lamar Patterson Giann Robinson Gustavo Ayon Alfred "Bugs" Beard Charlie Criss Dewayne Dedmon Predrag "Paji" Drobnjak Tom Henderson Malcolm Hill Jim Les Jeremy Neal Ira Newble Haywoode Workman Clint Capela Vinco Carter Emanuel Davis Hiram Fuller Ricky Grace Richie Guerin Al Horford Priest Lauderdale Alfred "Butch" Lee Sidney Bradley Jeff Sheppard Donta Smith Mike Wilson Nicolas Brussino Tom Burleson Johnny Davis Anthony Grundy		41	John Tschigoy		42	Elton Brand Armond Hill Tom Collins Jeff Halliburton Cornie Hawkins Walt Hazzard Tom Inglesby Henry James Theo Ratliff Corey Brockhouse Kevin Willis Rick Wilson Lorenzo Wright Lorenzo Charles Kris Humphries Clyde Lee Grant Long Alex Stivrins Ken Charles Art Collins Greg Foster Scott Hastings Alan Henderson Ivan Johnson Solomon Jones Bob Kauffman Pete Maravich Mike Wilks Trevor Wilson Randy Breuer Chaundee Brown Jr. Wayne "Tree" Rollins Sean Rooks Paul Shirley Tyler Zeller Carmar Oliver John Brown Matt Bullard Othello Hunter Chris Weeshoun Todd Mundt Chuck Brown George Johnson James Lang Tom McMillen Mark Landsberger Cliff Levingston John Edwards Obinna Ekezie Tom McMillen Len Rounfield Tom Payne Dale Schlueter Jordan Crawford Dimitris Antonopoulos* 77 Vladimir Radmanovic DeShawn Stevenson DeAndre Bembry		43	Alex Len Grant Long Eddie Mast Joe Marweather Glenn "Doc" Rivers 26 Kyle Korver Joe Caldwell Ollie Johnson Zaza Pachtula Andrew Lang Ivano Novitski David Newmark Paul Silas Jose Calderon Dahntay Jones Damian Jones Ryan Kelly Hanno Motl Lamar Patterson George Trapp Hilton Armstrong Zeljko Rebraca Rickey Brown Bob Christian Adam Keefe Mike Muscala Brian Oliver Chandler Parsons Kenny Smith Jason Terry Bill Bridges Boris Diaw Kris Dunn Jon Koncak Christian Laettner Jeremy Richardson Dan Rounfield Mike Scott John Smith Bill Willoughby Michael Bradley Antoine Carr Jerry Chambers Tyronne Corbin Allen Crabbe Duane Ferrell Willie Green James McElroy		44	Ken Charles Art Collins Greg Foster Scott Hastings Alan Henderson Ivan Johnson Solomon Jones Bob Kauffman Pete Maravich Mike Wilks Trevor Wilson Randy Breuer Chaundee Brown Jr. Wayne "Tree" Rollins Sean Rooks Paul Shirley Tyler Zeller Carmar Oliver John Brown Matt Bullard Othello Hunter Chris Weeshoun Todd Mundt Chuck Brown George Johnson James Lang Tom McMillen Mark Landsberger Cliff Levingston John Edwards Obinna Ekezie Tom McMillen Len Rounfield Tom Payne Dale Schlueter Jordan Crawford Dimitris Antonopoulos* 77 Vladimir Radmanovic DeShawn Stevenson DeAndre Bembry		45	Damian Jones Ryan Kelly Hanno Motl Lamar Patterson George Trapp Hilton Armstrong Zeljko Rebraca Rickey Brown Bob Christian Adam Keefe Mike Muscala Brian Oliver Chandler Parsons Kenny Smith Jason Terry Bill Bridges Boris Diaw Kris Dunn Jon Koncak Christian Laettner Jeremy Richardson Dan Rounfield Mike Scott John Smith Bill Willoughby Michael Bradley Antoine Carr Jerry Chambers Tyronne Corbin Allen Crabbe Duane Ferrell Willie Green James McElroy		46	Ken Charles Art Collins Greg Foster Scott Hastings Alan Henderson Ivan Johnson Solomon Jones Bob Kauffman Pete Maravich Mike Wilks Trevor Wilson Randy Breuer Chaundee Brown Jr. Wayne "Tree" Rollins Sean Rooks Paul Shirley Tyler Zeller Carmar Oliver John Brown Matt Bullard Othello Hunter Chris Weeshoun Todd Mundt Chuck Brown George Johnson James Lang Tom McMillen Mark Landsberger Cliff Levingston John Edwards Obinna Ekezie Tom McMillen Len Rounfield Tom Payne Dale Schlueter Jordan Crawford Dimitris Antonopoulos* 77 Vladimir Radmanovic DeShawn Stevenson DeAndre Bembry		47	Ken Charles Art Collins Greg Foster Scott Hastings Alan Henderson Ivan Johnson Solomon Jones Bob Kauffman Pete Maravich Mike Wilks Trevor Wilson Randy Breuer Chaundee Brown Jr. Wayne "Tree" Rollins Sean Rooks Paul Shirley Tyler Zeller Carmar Oliver John Brown Matt Bullard Othello Hunter Chris Weeshoun Todd Mundt Chuck Brown George Johnson James Lang Tom McMillen Mark Landsberger Cliff Levingston John Edwards Obinna Ekezie Tom McMillen Len Rounfield Tom Payne Dale Schlueter Jordan Crawford Dimitris Antonopoulos* 77 Vladimir Radmanovic DeShawn Stevenson DeAndre Bembry		48	Don May Joel Przybilla Randy Wittman Drew Barry Eteban Batista Jamal Crawford Keith Edmonson Shaler Halimon Keith Herron Sidney Lowe Matt Magette Matt Maloney Leo Rozendorn Craig Shelton Travis Young Jacque Vaughn Fred Vinson Morton Wiley Milt Williams Ray Williams Travis Young Kenny Anderson John Battle Speedy Claxton Bimbo Coles Dan Dickau Steve Henson Kirk Hinrich DeAndre Hunter John Jenkins Grady O'Malley Matt Oweather Rodney Monroe Josh Powell Taurian Prince Zeljko Rebraca Bob Riley Donald Sloan Claude Terry John Thomas Jim Washington Bogdan Bogdanovic Jose Calderon Ron Davis Boris Diaw Dwight Jones Hanno Motl Lamar Patterson Giann Robinson Gustavo Ayon Alfred "Bugs" Beard Charlie Criss Dewayne Dedmon Predrag "Paji" Drobnjak Tom Henderson Malcolm Hill Jim Les Jeremy Neal Ira Newble Haywoode Workman Clint Capela Vinco Carter Emanuel Davis Hiram Fuller Ricky Grace Richie Guerin Al Horford Priest Lauderdale Alfred "Butch" Lee Sidney Bradley Jeff Sheppard Donta Smith Mike Wilson Nicolas Brussino Tom Burleson Johnny Davis Anthony Grundy		49	Zeljko Rebraca Rickey Brown Bob Christian Adam Keefe Mike Muscala Brian Oliver Chandler Parsons Kenny Smith Jason Terry Bill Bridges Boris Diaw Kris Dunn Jon Koncak Christian Laettner Jeremy Richardson Dan Rounfield Mike Scott John Smith Bill Willoughby Michael Bradley Antoine Carr Jerry Chambers Tyronne Corbin Allen Crabbe Duane Ferrell Willie Green James McElroy		50	Bob Christian Adam Keefe Mike Muscala Brian Oliver Chandler Parsons Kenny Smith Jason Terry Bill Bridges Boris Diaw Kris Dunn Jon Koncak Christian Laettner Jeremy Richardson Dan Rounfield Mike Scott John Smith Bill Willoughby Michael Bradley Antoine Carr Jerry Chambers Tyronne Corbin Allen Crabbe Duane Ferrell Willie Green James McElroy		51	Todd Mundt Chuck Brown George Johnson James Lang Tom McMillen Mark Landsberger Cliff Levingston John Edwards Obinna Ekezie Tom McMillen Len Rounfield Tom Payne Dale Schlueter Jordan Crawford Dimitris Antonopoulos* 77 Vladimir Radmanovic DeShawn Stevenson DeAndre Bembry		52	Chuck Brown George Johnson James Lang Tom McMillen Mark Landsberger Cliff Levingston John Edwards Obinna Ekezie Tom McMillen Len Rounfield Tom Payne Dale Schlueter Jordan Crawford Dimitris Antonopoulos* 77 Vladimir Radmanovic DeShawn Stevenson DeAndre Bembry		53	Bill Bridges Boris Diaw Kris Dunn Jon Koncak Christian Laettner Jeremy Richardson Dan Rounfield Mike Scott John Smith Bill Willoughby Michael Bradley Antoine Carr Jerry Chambers Tyronne Corbin Allen Crabbe Duane Ferrell Willie Green James McElroy		54	John Edwards Obinna Ekezie Tom McMillen Len Rounfield Tom Payne Dale Schlueter Jordan Crawford Dimitris Antonopoulos* 77 Vladimir Radmanovic DeShawn Stevenson DeAndre Bembry		55	Bill Willoughby Michael Bradley Antoine Carr Jerry Chambers Tyronne Corbin Allen Crabbe Duane Ferrell Willie Green James McElroy		56	Bill Willoughby Michael Bradley Antoine Carr Jerry Chambers Tyronne Corbin Allen Crabbe Duane Ferrell Willie Green James McElroy		57	Bill Willoughby Michael Bradley Antoine Carr Jerry Chambers Tyronne Corbin Allen Crabbe Duane Ferrell Willie Green James McElroy		58	Bill Willoughby Michael Bradley Antoine Carr Jerry Chambers Tyronne Corbin Allen Crabbe Duane Ferrell Willie Green James McElroy		59	Bill Willoughby Michael Bradley Antoine Carr Jerry Chambers Tyronne Corbin Allen Crabbe Duane Ferrell Willie Green James McElroy		60	Bill Willoughby Michael Bradley Antoine Carr Jerry Chambers Tyronne Corbin Allen Crabbe Duane Ferrell Willie Green James McElroy		61	Bill Willoughby Michael Bradley Antoine Carr Jerry Chambers Tyronne Corbin Allen Crabbe Duane Ferrell Willie Green James McElroy		62	Bill Willoughby Michael Bradley Antoine Carr Jerry Chambers Tyronne Corbin Allen Crabbe Duane Ferrell Willie Green James McElroy		63	Bill Willoughby Michael Bradley Antoine Carr Jerry Chambers Tyronne Corbin Allen Crabbe Duane Ferrell Willie Green James McElroy		64	Bill Willoughby Michael Bradley Antoine Carr Jerry Chambers Tyronne Corbin Allen Crabbe Duane Ferrell Willie Green James McElroy		65	Bill Willoughby Michael Bradley Antoine Carr Jerry Chambers Tyronne Corbin Allen Crabbe Duane Ferrell Willie Green James McElroy		66	Bill Willoughby Michael Bradley Antoine Carr Jerry Chambers Tyronne Corbin Allen Crabbe Duane Ferrell Willie Green James McElroy		67	Bill Willoughby Michael Bradley Antoine Carr Jerry Chambers Tyronne Corbin Allen Crabbe Duane Ferrell Willie Green James McElroy		68	Bill Willoughby Michael Bradley Antoine Carr Jerry Chambers Tyronne Corbin Allen Crabbe Duane Ferrell Willie Green James McElroy		69	Bill Willoughby Michael Bradley Antoine Carr Jerry Chambers Tyronne Corbin Allen Crabbe Duane Ferrell Willie Green James McElroy		70	Bill Willoughby Michael Bradley Antoine Carr Jerry Chambers Tyronne Corbin Allen Crabbe Duane Ferrell Willie Green James McElroy		71	Bill Willoughby Michael Bradley Antoine Carr Jerry Chambers Tyronne Corbin Allen Crabbe Duane Ferrell Willie Green James McElroy		72	Bill Willoughby Michael Bradley Antoine Carr Jerry Chambers Tyronne Corbin Allen Crabbe Duane Ferrell Willie Green James McElroy		73	Bill Willoughby Michael Bradley Antoine Carr Jerry Chambers Tyronne Corbin Allen Crabbe Duane Ferrell Willie Green James McElroy		74	Bill Willoughby Michael Bradley Antoine Carr Jerry Chambers Tyronne Corbin Allen Crabbe Duane Ferrell Willie Green James McElroy		75	Bill Willoughby Michael Bradley Antoine Carr Jerry Chambers Tyronne Corbin Allen Crabbe Duane Ferrell Willie Green James McElroy		76	Bill Willoughby Michael Bradley Antoine Carr Jerry Chambers Tyronne Corbin Allen Crabbe Duane Ferrell Willie Green James McElroy		77	Bill Willoughby Michael Bradley Antoine Carr Jerry Chambers Tyronne Corbin Allen Crabbe Duane Ferrell Willie Green James McElroy		78	Bill Willoughby Michael Bradley Antoine Carr Jerry Chambers Tyronne Corbin Allen Crabbe Duane Ferrell Willie Green James McElroy		79	Bill Willoughby Michael Bradley Antoine Carr Jerry Chambers Tyronne Corbin Allen Crabbe Duane Ferrell Willie Green James McElroy		80	Bill Willoughby Michael Bradley Antoine Carr Jerry Chambers Tyronne Corbin Allen Crabbe Duane Ferrell Willie Green James McElroy		81	Bill Willoughby Michael Bradley Antoine Carr Jerry Chambers Tyronne Corbin Allen Crabbe Duane Ferrell Willie Green James McElroy		82	Bill Willoughby Michael Bradley Antoine Carr Jerry Chambers Tyronne Corbin Allen Crabbe Duane Ferrell Willie Green James McElroy		83	Bill Willoughby Michael Bradley Antoine Carr Jerry Chambers Tyronne Corbin Allen Crabbe Duane Ferrell Willie Green James McElroy		84	Bill Willoughby Michael Bradley Antoine Carr Jerry Chambers Tyronne Corbin Allen Crabbe Duane Ferrell Willie Green James McElroy		85	Bill Willoughby Michael Bradley Antoine Carr Jerry Chambers Tyronne Corbin Allen Crabbe Duane Ferrell Willie Green James McElroy		86	Bill Willoughby Michael Bradley Antoine Carr Jerry Chambers Tyronne Corbin Allen Crabbe Duane Ferrell Willie Green James McElroy		87	Bill Willoughby Michael Bradley Antoine Carr Jerry Chambers Tyronne Corbin Allen Crabbe Duane Ferrell Willie Green James McElroy		88	Bill Willoughby Michael Bradley Antoine Carr Jerry Chambers Tyronne Corbin Allen Crabbe Duane Ferrell Willie Green James McElroy		89	Bill Willoughby Michael Bradley Antoine Carr Jerry Chambers Tyronne Corbin Allen Crabbe Duane Ferrell Willie Green James McElroy		90	Bill Willoughby Michael Bradley Antoine Carr Jerry Chambers Tyronne Corbin Allen Crabbe Duane Ferrell Willie Green James McElroy		91	Bill Willoughby Michael Bradley Antoine Carr Jerry Chambers Tyronne Corbin Allen Crabbe Duane Ferrell Willie Green James McElroy		92	Bill Willoughby Michael Bradley Antoine Carr Jerry Chambers Tyronne Corbin Allen Crabbe Duane Ferrell Willie Green James McElroy		93	Bill Willoughby Michael Bradley Antoine Carr Jerry Chambers Tyronne Corbin Allen Crabbe Duane Ferrell Willie Green James McElroy		94	Bill Willoughby Michael Bradley Antoine Carr Jerry Chambers Tyronne Corbin Allen Crabbe Duane Ferrell Willie Green James McElroy		95	Bill Willoughby Michael Bradley Antoine Carr Jerry Chambers Tyronne Corbin Allen Crabbe Duane Ferrell Willie Green James McElroy	

*Retired jersey number

THE HISTORY OF THE HAWKS

FROM MILWAUKEE, TO ST. LOUIS, TO ATLANTA.

It was a setting made for Mark Twain. A banjo box gymnasium called Wharton Field House seating 6,000 on hardwood benches in a city, or should we say three cities, straddling the Mississippi River is where the Atlanta Hawks have their roots.

They were known as the Tri-City Blackhawks, one of the original members of the National Basketball Association after a mid-summer merger in 1949 of the 12-year-old National Basketball League and the four-year-old Basketball Association of America formed the new league.

The Illinois cities of Moline and Rock Island and Davenport, Iowa across the river formed the formal name of the neophyte Blackhawks, coached by Roger Potter.

In the opening game at Wharton Field House, the Blackhawks beat the old Denver Nuggets, 93-85. But after a string of six losses, Potter became the first former coach of the franchise, as he was replaced by Red Auerbach.

The first edition of the Blackhawks made the playoffs, despite being six games under .500, but dropped out in the first round to the Anderson Duffey Packers. Then the coach, better known as Red Auerbach, left for Boston and many green-and-white World Championship banners.

After two years and a grammatical change to Tri-Cities, the Blackhawks packed their bags and moved to Milwaukee. They shortened the nickname to the Hawks and struggled for four years, never winning more than 27 games and finishing last each season. But it was in Milwaukee where the Hawks made a draft choice that would solidify the franchise for years to come.

His name was Bob Pettit. A first-round draft choice from Louisiana State in 1954, Pettit played his entire 11-year career with the Hawks, moving with the club to St. Louis in 1955. He wrote nearly every record in the Hawks' record book and was a four-time MVP of the annual NBA All-Star game, more times than any other player in history.

From 1957 through 1961, the Hawks won five consecutive Western Conference titles. Pettit was the star of the show and had an excellent supporting cast with Cliff Hagan, Slater Martin, Charley Share and Ed Macauley.

In 1958, the Hawks captured their lone World Championship by defeating Boston, four games to two. On three other occasions during the five-year stretch, the Hawks advanced to the finals only to lose to the Celtics each time.

For no apparent reason, the Hawks turned sour during the 1961-62 season and had it not been for the expansion of the Chicago Packers, the club would have gone from first to last in just one year. It was the only spring the Hawks failed to qualify for

THE HISTORY OF THE HAWKS, CONT.

The team lost 51 games, the most in thirteen years, and tumbled into last place for the first time since the team left Milwaukee. Fitzsimmons lost his job eight games from the end (1975-76).

The bright spot on the club was the emergence of John Drew, a second-round pick in 1974, as one of the premier offensive players in the league. Drew, who was Basketball Weekly's Rookie of the Year for 1974-75 while leading the league in offensive rebounds, averaged 21.4 points per game in his second season.

Rumors abounded that a move was imminent, and that a new owner was soon to purchase the team; but Hubie Brown, who coached the Kentucky Colonels to the 1975 NBA Championship, took over the team and promptly began to change the team's image. Midway through the 1976-77 season (January '77), half of the rumor became reality as R.E. "Ted" Turner, owner of the Braves and WTCG-TV, bought the club but stated the team would remain in Atlanta.

Hudson, an 11-year veteran of 730 NBA games, all in a Hawks uniform, was traded to Los Angeles (Lakers) as a youth movement was instituted. The #23 worn by Hudson was retired on the Lakers' first visit to the Omni, marking the second Hawks number to be retired. The two men so honored to that point, Pettit and Hudson, shared the Atlanta record for the most points scored in one game: 57.

Brown's first team suffered through a difficult initial year ('76-'77) by finishing in sixth place in their division with a 31-51 record. The team made a dramatic turnaround just one year later (1977-78), becoming the Cinderella team of the NBA, by advancing to the playoffs for the first time in five years. Brown was named NBA Coach of the Year as the fans became "Hubie's Sixth Man." In addition to Brown's coaching, Atlanta's move forward was sparked by two rookies who would have an impact in the team's history for years to come.

Seven-foot-two center Wayne "Tree" Rollins was selected by the Hawks in the first round of the NBA draft to secure the middle for the team. The Hawks' other impact pick was 6-2 guard Eddie Johnson. These two additions, along with a proven veteran like Drew, would comprise the nucleus of the team.

The Hawks were again playoff participants in 1978-79, but it was just a building block for the following season. Atlanta added forward Dan Roundfield that season and his play, along with the other players, brought the Central Division title to Atlanta in 1979-80. The squad finished with a 50-32 mark, and a first-place finish for the first time in nine years, and three players, Drew, Johnson and Roundfield, participated in the 1980 NBA All-Star game.

After just one season at the top, the Hawks fell 20 games under the .500 mark (1980-81), finishing 31-51 and out of the playoffs for the first time in four years.

Atlanta replaced Brown as coach with former New York/New Jersey Nets coach Kevin Loughery, and he led the Hawks back to the playoffs during both of his seasons in Atlanta (1981-82 and 1982-83) before leaving the team following his final year for another coaching position.

The Hawks' biggest move during Loughery's tenure was made off the court on September 3, 1982. The team traded players John Drew and Freeman Williams plus cash to the Utah Jazz in exchange for Dominique Wilkins, who they had selected that year in the NBA draft. Wilkins, a former All-American player at the University of Georgia, was a unanimous choice to the NBA All-Rookie first team in his rookie season, which was a preview of coming attractions.

Former Hawks assistant Michael Fratello was named to succeed Loughery as the Atlanta franchise's fifth head coach, and he promptly led the Hawks to their third consecutive playoff appearance in 1983-84.

Seeking to change their fortunes and join the NBA elite teams, Atlanta implemented their second youth movement. The Hawks introduced a three-year rebuilding plan in 1984-85 that would hopefully bring the team closer to a championship.

The movement started with the Hawks dealing Roundfield to the Detroit Pistons for forwards Cliff Levingston and Antoine Carr and two future draft picks. Roundfield concluded his six-year career with three All-Star seasons and a 17.6 points-per-game average. In addition to acquiring the youthful forwards, Atlanta drafted another big man in 7-0 center Kevin Willis of Michigan State. Willis' size and speed for an inside player would give the Hawks added depth in the frontcourt. The task of rebuilding was a long and difficult process for Fratello and the Hawks that season as the club finished 34-48 and out of the playoffs for only the second time in eight years.

As a result of missing the playoffs, there was some consolation as the team prepared for the '85-'86 season. The Hawks were allowed to participate in the NBA's first draft lottery (where the seven teams not making the playoffs were allowed to draw for the top seven picks in the 1985 draft), and with the fifth selection, Atlanta grabbed another seven-footer, SMU's Jon Koncak.

One of Atlanta's interesting free agent signings that season was 5-7 guard Anthony "Spud" Webb from N.C. State. A diminutive athlete who defied the odds of making an NBA roster, Webb electrified fans throughout the league with his speed and incredible jumping ability (42 inches). That talent was showcased at the 1986 NBA All-Star Weekend, as Webb defeated his teammate and defending champion Wilkins in the '86 Slam Dunk contest.

Despite the loss of his "crown," Wilkins became the first Atlanta player to lead the NBA in scoring after averaging 30.3 points in '85-'86. He was also honored with his first appearance in the NBA All-Star game, and he was also named to the first-team All-NBA squad.

As a team, the Hawks tied franchise marks for most wins in a season (50) and best home record (34-7), and their 50-32 record, which was second in the Central Division, was the league's biggest turnaround (+16 games) from the previous campaign. For his efforts, Fratello was named Haggard/NBA Coach of the Year.

With the high expectations of the 1986-87 season awaiting them, the Hawks provided another year of outstanding play. A franchise record 57 wins capped an extraordinary season that saw Atlanta win the Central Division title. With the third-best record in the NBA, the Hawks established themselves among the league's elite teams, and with the combination of talent and athletic ability, they became one of the NBA's most popular teams. Wilkins finished second among the league's leaders in scoring with a 29.0 average, and was voted an All-Star starter for the first time in his career (his second appearance overall).

Several individual records were also established as Glenn "Doc" Rivers broke Atlanta's single-season assist record with 823, which also ranked him fourth in the NBA (10.0 average). Rollins moved into second place on the NBA's all-time blocked shots list, and Mike McGee set an all-time team mark for three-point goals (86) and attempts (229). The team made the playoffs for the second straight season and defeated Indiana in the first round, but faltered in the second round and lost to the Detroit Pistons.

The following season ('87-'88), the Hawks were replaced as division champs by Detroit, as Atlanta concluded the season four games out of first place with a 50-32 record. Highlighting the year's achievements was the first appearance by a Hawks coach in the annual NBA All-Star game, as Mike Fratello earned the spot after Atlanta placed the best record in the Eastern Conference over the first half of the season. Joining Fratello on the victorious

THE HISTORY OF THE HAWKS, CONT.

East squad were Wilkins and Rivers, who scored 29 and nine points respectively.

An exciting seven-game second-round playoff series against Boston ended the Hawks' quest for a possible championship series berth, but Atlanta followers, who during the season set new attendance records in The Omni, anxiously awaited the start of the 1988-89 year as the Hawks made two off-season acquisitions to challenge for the NBA championship.

With the addition of Moses Malone and Reggie Theus, many prognosticators around the country believed the Hawks would pose a serious threat for the club's second NBA title, but that was prior to the monumental loss of Willis, who would miss all 82 games with a fracture in his left foot. Despite the absence of the seven-foot forward, Atlanta ended the season with its fourth straight 50-win campaign (which at that time was the longest current streak in the Eastern Conference).

But what most will remember about the Hawks' '88-'89 season is the disappointing end to their title dreams, as the Milwaukee Bucks, who were beaten in all six regular season meetings with Atlanta, upset the Hawks in the first round of the NBA playoffs, three games to two.

The Hawks continued to struggle in 1989-90 as injuries plagued the team over much of the season, forcing them to miss the playoffs for the first time in five years. With a 41-41 record, Atlanta dropped to sixth place in the Central Division.

As a result, Michael Fratello resigned as head coach on April 23, 1990 and was replaced on May 22 by former NBA player and San Antonio Head Coach Bob Weiss.

On the strength of a 22-game home winning streak, Atlanta returned to the playoffs and pushed the two-time defending champion Detroit Pistons to five games before the curtains fell on the 1990-91 season.

Weiss' coaching approach wasn't lost on Hawks fans, as well as the rest of the league, and was certainly evident in December when he was named Digital/NBA Coach of the Month as Atlanta streaked to an 11-3 record.

The season also brought improved play from Wilkins, who soared to his sixth NBA All-Star Game appearance in addition to Player of the Week (in January) and Month (in February) honors. While leading the team in scoring for the eighth straight season, he led the team for the first time in rebounding, and finished third in assists.

Unfortunately for the Hawks, January 28, 1992 was the telling blow of the 1991-92 season. Prior to that evening's game against Philadelphia, Wilkins was selected as a reserve for the Eastern Conference All-Star Game and was looking forward to the opportunity to become the 17th player in league history to reach the 20,000-point level. In the second quarter (with 5:32 remaining), the 6-8 forward, whose 28.1 scoring average trailed only Chicago's Michael Jordan, suffered a ruptured right achilles tendon injury which forced him to miss the remainder of the season.

At the time, Atlanta's record was 22-20. Without their veteran, the Hawks finished 16-24 and surprisingly, only one game away from making the 1992 NBA Playoffs. It came down to the final regular season game of the season, and if not for a 112-108 loss at Cleveland, Weiss' squad would have capped off an injury-filled campaign by earning an opening round playoff berth against Chicago.

Not only were the Hawks without the services of Wilkins for the final 40 games, but the outside shooting of Travis Mays was absent for 80 games after he suffered tendon problems in his right ankle after the second game of the year.

While deserving of an All-Star position prior to replacing his fallen teammate, center Kevin Willis' production was worthy of praise. After years of unfulfilled expectations, he led Atlanta in scoring (18.3), rebounding (15.5) and minutes played (2,962). His work on the boards (which also placed him second in the NBA) enabled him to become Atlanta's all-time season rebounding leader (1,258), and his 33 rebounds against Washington was an Atlanta game record.

The 1992-93 season saw the previous season's goal attained: the Hawks finished 43-39 and met the Chicago Bulls in the first round of the playoffs. An appearance in the playoffs had alternately seemed likely and impossible throughout this tumultuous season. To begin the season, Wilkins returned to the court after his career-threatening achilles injury to score his 20,000th point and become only the 17th NBA player to do so. Atlanta gained a true point guard from the New Jersey Nets as Rumeal Robinson was traded away for Nets guard Mookie Blaylock. Blaylock provided the leadership and ball distribution that the Hawks so desperately needed, and the season showed potential.

Although the first half of the season was spent in the depths of mediocrity, there were some bright spots. On February 2, Wilkins scored 31 points against Seattle to become the franchise's all-time leading scorer by breaking Bob Pettit's long-standing record of 20,880.

Slated to face the Bulls in the first round of the NBA Playoffs, the games went quickly, with Chicago sweeping the Hawks in three en route to their third straight NBA title.

Immediately after the season, the Hawks announced that Weiss would not have his contract extended. The search for a new coach began in April and ended on June 1, when former Cavaliers Head Coach Lenny Wilkens rejoined the franchise. Wilkens, who spent eight years with the Hawks in St. Louis and entered the 1993-94 season 69 victories behind Arnold "Red" Auerbach's league-record total of 938 career coaching wins, brought longtime assistant coaches Dick Helm and Brian Winters with him in the move to Atlanta and began to look at the talent he was handed. With the draft at hand and a #15 first-round pick, the Hawks took Doug Edwards, a 6-7 forward known for his defense and passing, a perfect complement to the Hawks' squad.

While it was believed Wilkens and his staff would improve the Hawks' fortunes, no one imagined the results would be so immediate. The 1993-94 season brought the franchise's third Central Division championship, a 57-25 record (the best in the Eastern Conference), and the first IBM/NBA Coach of the Year award for Wilkens, who also earned his fourth All-Star coaching assignment by leading the Eastern Conference All-Stars during the 1994 Game in Minneapolis.

Blaylock's season was also highlighted by his first appearance in the NBA All-Star Game, joining fellow teammate Wilkins and the Hawks coaching staff on the Eastern Conference squad.

For Wilkins however, his All-Star showing would be his last in an Atlanta uniform, when on February 24, the Hawks traded their future Hall-of-Famer and a number one draft pick to the Clippers for Danny Manning, ending a 12-year career in Hot-lanta. Wilkins, who began the 1994-95 season in Boston, concluded his days in Atlanta as the franchise leader in numerous categories including games played (882), minutes played (32,542), steals (1,245), points scored (23,292) and scoring average (26.4).

The 1994-95 season began with a bang, as two games into the season the Hawks traded Kevin Willis, who ranked among Hawks all-time leaders in every rebounding category. In exchange for Willis and a future first-round pick, Atlanta received Steve Smith and Grant Long from the Heat, who helped form the cornerstone for the future

THE HISTORY OF THE HAWKS, CONT.

of the franchise.

Adjusting to the change in team chemistry didn't come easily. The Hawks came out of the gates slowly for the second consecutive year, before eventually recovering to the .500 mark (30-30) on March 10.

The highlight of the season was Lenny Wilkens' pursuit of Red Auerbach's all-time NBA wins mark of 939.

After trying unsuccessfully three times to deliver the record breaking win, the stage was set for a home game against Washington on January 6. Behind 23 points from Ken Norman, Atlanta pulled away early, eventually winning 112-90.

Going into the playoffs, Atlanta was playing their best ball of the season, getting solid contributions all around.

Unfortunately for the Hawks, their first round opponent was the Central Division champion (and Atlanta arch-rival) Indiana Pacers, a tough, veteran club as well. The Pacers were on top of their game and swept the Hawks, 3-0.

Going into the 1995-96 season, the Hawks hoped to return to the upper echelon of the Eastern Conference as their nucleus continued to grow stronger with experience. Atlanta felt they had the right mix to contend again immediately.

The season turned for the better on the night of January 7, as the team was stranded in New Jersey, due to the Blizzard of '96. After having a contest with the Nets postponed, the Hawks came home and reeled off 10 consecutive wins.

As the Hawks rolled toward the playoffs, the team hit a couple of bumps, losing three straight home games at one point in the final month of the season. But a win at Miami on the last day of the season sealed the sixth playoff spot for the Hawks, where they would face the Pacers for the third consecutive year.

When Reggie Miller's three-point attempt at the final buzzer rimmed out, the Hawks had prevailed in an exciting five-game series.

Although the Hawks fell to the Orlando Magic in the second round of the playoffs in five games (4-1), they didn't go down without a fight.

The acquisition of Dikembe Mutombo in 1996 gave Atlanta the big defensive presence in the middle they lacked since "Tree" Rollins. Mutombo's combination of shot blocking and rebounding ability is unparalleled in the NBA.

As the 1996-97 season began, the Hawks featured four All-Star caliber players and Dream Team III head coach Lenny Wilkens at the helm.

The addition of Mutombo, along with the movement of Laettner to his natural position, helped lead Atlanta to 56 wins (one off the franchise record), including a 20-game home winning streak and a franchise-tying 36 home wins.

Over the first two months of the season, the Hawks went 16-11, setting the stage for a record January. Atlanta went 14-2 that month, the most wins in a single month in franchise history. The Hawks reeled off 10 straight wins, equalling the fourth-best win streak in Atlanta history.

The Hawks pulled out a 3-2 win in the first round of the playoffs against the Pistons, setting the stage for a showdown with the Bulls.

After almost pulling out game one in Chicago, the Hawks did the unthinkable, winning at the United Center, and becoming the first team to win a road playoff game there since 1995. But the Bulls reeled off the next three games to win the series.

Mookie Blaylock turned in another solid season, leading the NBA in steals (2.7) for the first time, while Mutombo finished second in the league in blocked shots (3.3) and rebounding (11.6).

The Hawks pulled out a 3-2 win in the first round of the playoffs against the Pistons.

After almost pulling out game one of Round Two in Chicago, the Hawks did the unthinkable, winning at the United Center, and becoming the first team to win a road playoff game there since 1995. But the Bulls reeled off the next three games to win the series.

The Hawks success brought individual honors to a couple of players as Mutombo took home the NBA's Defensive Player of the Year Award and a first-team All-Defensive honor. Blaylock also received consideration for the All-Defensive team, garnering second team honors.

The start of the 1997-98 season brought an unparalleled level of excitement over the city. The Hawks began the season with a franchise record 11-game winning streak, tying the fifth-best start in NBA history.

The rest of the season didn't live up to the first month's promise, however, as Atlanta posted a 5-8 mark in December followed by a 9-8 January, which led to a 29-20 mark after the All-Star break.

After finishing fifth overall in the conference, the Hawks solidified a first-round playoff matchup with the Charlotte Hornets, a team Atlanta had swept, 4-0, during the regular season.

The playoffs didn't hold true to form, as the Hornets surprised the Hawks, winning the series, 3-1, and moving on to face eventual champion Chicago in the second round.

Alan Henderson was named as the league's Most Improved Player after posting career-highs in points (14.3), rebounds (6.4), assists (1.1), shooting percentage (.485) and free throw percentage (.652).

The 1998-99 season was memorable for many reasons. A season cut short by the NBA's first work stoppage (lockout), Atlanta put together a 31-19 mark, just two games off the best mark in the Eastern Conference.

The Hawks finished up 2-1 in May, and headed into the playoffs with the fourth seed.

The playoffs also proved to be a make-or-break proposition, as Atlanta took a 3-2 first round win over Detroit, but followed it with a difficult 4-0 second round loss to eventual Eastern Conference finalist New York.

The 1999 offseason was one of great transition, as the Hawks traded the longtime backcourt tandem of Mookie Blaylock and Steve Smith.

As the team moved into their new home, Philips Arena, the youthful and athletic direction of the team promised to be exciting.

The 1999-2000 saw the opening of the state-of-the-art Philips Arena, where the Hawks recorded a 21-20 mark on the campaign. Early on, after pulling even at a 9-9 mark, the Hawks went just 19-45 the remainder of the season.

Rookie Jason Terry brought hope for the future, as the 10th overall pick was named to the NBA's All-Rookie second team.

Dikembe Mutombo was once again named to the Eastern Conference All-Star team and won the NBA rebounding title for the first time in his career. He also finished second in blocked shots and field goal percentage.

Following the season, head coach Lenny Wilkens elected to resign his position, setting the stage for the Lon

THE HISTORY OF THE HAWKS, CONT.

Kruger era. Kruger, who spent 18 years as a college coach at Pan American, Kansas State, Florida and Illinois tried to duplicate his success on the pro level.

While 2000-01 was not a successful season from a won-loss standpoint, a strong foundation was laid, and the subsequent offseason provided an excitement level unmatched in recent years.

Despite being on the losing end of the most contests in franchise history (57), Lon Kruger's group showed outstanding effort on a nightly basis and the team's attitude did not go unnoticed.

Jason Terry avoided the sophomore jinx in a big way leading the team with 19.7 ppg, the highest by a Hawk since Steve Smith's 20.1 output in 1997-98.

A mid-season trade changed the look of the team's future, as center Dikembe Mutombo was traded to the Philadelphia 76ers for three talents – Theo Ratliff, Toni Kukoc and Nazr Mohammed.

Ratliff was named the Eastern Conference's starting center in the 2001 NBA All-Star Game, but was unable to play due to a fractured wrist. That injury also pushed his Hawks debut back to the 2001-02 season.

Three-time NBA champ Kukoc and the unheralded Mohammed both made major contributions, with Mohammed playing so well he was re-signed in the offseason.

The draft day acquisition of the Grizzlies' Shareef-Abdur Rahim provided a tremendous amount of buzz around the league, as the experienced, yet young 2000 U.S. Olympian will now lead his hometown team.

Injuries became a major story of 2001-02, as the Hawks lost an NBA-high 319 games due to injury/illness.

While there were some terrific individual performances — Shareef Abdur Rahim's All-Star appearance, 50-point game and all-around consistent play – the loss of Theo Ratliff for 79 of the season's 82 games proved too much to overcome in a 33-49 campaign.

Jason Terry also shined, averaging 19.3 ppg (his second straight season over 19 ppg), while the exciting DerMarr Johnson showed significant development over his rookie season.

The Hawks delivered a solid performance over the second half of the season, going 17-16 following the All-Star break (after a 16-33 first half).

Ira Newble, signed in mid-January, brought a toughness and defensive presence to the club, starting 35 of 42 games in which he played.

The summer of 2002 saw another draft night trade, as the Hawks acquired Gonzaga point guard Dan Dickau from the Sacramento Kings in exchange for a future first round pick. In the second round, Atlanta selected Australian David Andersen (37th overall).

An early August trade added All-Star forward Glenn Robinson to the Hawks roster, bringing one of the league's best mid-range shooters and scorers to the Atlanta roster.

There were very high expectations entering the 2002-03 season.

After a 6-4 start through 10 games, the Hawks dropped 12 of 17, costing head coach Lon Kruger his job. Assistant coach Terry Stotts replaced Kruger and had a rough start as well, going 3-11.

But the Hawks showed signs of life in mid-January, and really began playing solidly following the All-Star break.

Speaking of All-Star, the 2003 classic, held at Philips Arena, was certainly a highlight for the franchise and the city, as the first-ever double overtime All-Star game ended with a 155-145 West win. Kevin Garnett (37 points) secured MVP honors in Michael Jordan's final All-Star appearance.

Atlanta produced a 16-17 mark following the break, and posted a 6-2 mark in April. Glenn Robinson, Shareef Abdur-Rahim and Jason Terry combined to average 57.9 ppg, becoming the highest-scoring trio in the league on the season. Additionally, center Theo Ratliff returned to All-Star form in the season's second half.

After the first part of the 2003-04 season didn't go as planned, General Manager Billy Knight decided major changes had to be made for the franchise to move forward. His vision included adding young, versatile and athletic players, and taking no shortcuts to build a long-term winner.

Over a 10-day span in February, Knight pulled off three major trades, leaving the Hawks with massive salary cap room for the summer of 2004.

In another move that changed the shape of the franchise, the Hawks were sold to a nine-man ownership group led by businessmen Bruce Levenson and Michael Gearon on March 31, 2004.

On the court, Stephen Jackson had a breakout season, while rookies Boris Diaw and Travis Hansen showed signs of things to come.

Leading into 2004-05, the Hawks made several roster moves, including the acquisitions of veterans Al Harrington, Antoine Walker, Tony Delk, Peja Stojak and Kenny Anderson, and the return of former Hawks Kevin Willis and Jon Barry. Additionally, the team stocked up with four draft picks — Josh Childress (sixth overall), Josh Smith (17th), Donta Smith (34th) and Royal Ivey (37th).

By the time the smoke cleared, only two players remained on the roster (Chris Crawford and Boris Diaw) from the start of the previous season.

The season was a frustrating one in some ways (with a 13-69 finish), but also led to opportunities for the team's young nucleus to get significant playing time as the season went along.

Childress and Smith especially made progress, with both earning NBA second-team All-Rookie honors after solid rookie campaigns.

The high-flying Smith captured the imagination of the entire league on All-Star Weekend in Denver, single-handedly rejuvenating the Slam Dunk Contest in the process. The 19-year-old rookie put together four devastating dunks (three earned perfect 50's) en route to earning the title.

In the 2005-06 campaign, the young Hawks showed significant progress, both individually and team-wise. The addition of the multi-talented Joe Johnson was a huge step for the franchise, as was the drafting of Marvin Williams (2nd overall) and Salim Stoudamire (31st overall).

After a blockbuster trade to acquire him prior to the season, Johnson was everything the team expected and more, coming up with four 40+point games, the most since Dominique Wilkins' eight in 1992-93, leading the team in several offensive categories, breaking the franchise's single-season record for minutes played and earning a spot on the prestigious USA Senior National Team program.

Another offseason acquisition, restricted free agent signee Zaza Pachulia, proved to be a great find in the pivot. Second-year man Josh Smith came on especially strong after the All-Star break, and finished second in the NBA in total blocks. Williams and Stoudamire showed promise as well, the former improving his scoring and rebounding every month.

The club went 26-56, doubling the previous season's win total, improving more than all but two teams in the league. With the club believed to be the youngest in NBA history (avg. age – 23), the sky seems to be the limit.

THE HISTORY OF THE HAWKS, CONT.

In September of 2006, the franchise (and fans around the world) celebrated the induction of legend Dominique Wilkins into the Naismith Basketball Hall of Fame, as he took his rightful place among the immortals of the sport.

The 2006-07 campaign saw continued growth of the team's exciting young core, despite a devastating rash of injuries. Four of the team's top seven players missed 20 or more games, and Atlanta only had six games with all top seven players healthy.

Joe Johnson stepped up as one of the elite players in the league, ranking ninth in the NBA in scoring (25.0), while earning the team's first All-Star berth since 2002. Johnson missed the first games of his six-year career due to injury (missing 25 total), yet recorded 19 30-point games, and set a franchise record by beginning the season with seven consecutive games scoring 25 or more.

Josh Smith was outstanding as well, placing second in the league in blocks (207), in the process of becoming the youngest player in NBA history (21 years, 88 days) to reach the 500-block milestone. But his all-around game began to catch up as well, as he was one of just three men in the league to rank in the top 20 in blocks, steals and rebounds.

Still the youngest team in the NBA, Atlanta saw its win total improve for the third straight season (Hawks finished 30-52), as all five of the team's top players (Johnson, Smith, Josh Childress, Marvin Williams and Zaza Pachulia) finished with career-high scoring numbers.

The Hawks' patience over the last several years paid off in the 2007-08 season. After recording a 37-45 mark and reaching postseason play for the first time since 1999, Atlanta took the NBA's top regular season team and eventual champion (Boston) to seven games, before falling 4-3 in the thrilling first round series. The home contests (all Hawks wins) in particular generated tremendous support from the Philips Arena faithful, and raised eyebrows around the NBA.

Veteran point guard Mike Bibby was added to the roster at the trade deadline, and the Hawks' picked it up offensively in the second half of the season, playing their way into the playoff picture.

Several Hawks players pushed their games to the next level — Joe Johnson earned his second straight All-Star berth, Josh Smith again finished second in the league in blocks (and placed sixth in Defensive Player of the Year voting), Al Horford was the only unanimous selection to the NBA All-Rookie team (finishing as the runner-up for Rookie of the Year) and Josh Childress was sixth in voting for the NBA's Sixth Man Award.

The momentum generated in the 2007-08 playoffs certainly carried over into the 2008-09 regular season, as Atlanta recorded its best (and first .500 or better) campaign in 10 years.

Sporting one of the league's best home records (31-10), the Hawks improved their overall mark for the fourth straight year, going 47-35, finishing second in the Southeast Division and fourth in the Eastern Conference.

Joe Johnson made the All-Star game for the third straight season, and hit the 10,000 career point plateau on Jan. 31.

Atlanta reached the Eastern Conference semifinals (also for the first time since 1999), as they took out Miami, 4-3 in the first round, before falling, 4-0, to Cleveland.

The still-young team looked to continue that momentum in 2009-10.

The 2009-10 campaign was notable for many reasons, not the least of which was the Hawks recording 53 wins, a superlative 34 home victories and once again advancing to the second round of the playoffs for the second straight season.

While much of the '08-'09 team returned for '09-'10, a new face provided a major difference off the bench. Veteran Jamal Crawford, who was acquired in the summer of 2009, eagerly accepted and thrived in his substitute role, earning NBA Sixth Man of the Year honors.

Joe Johnson was named an All-Star for the fourth straight season, and took home his first berth on the All-NBA team (third team). Josh Smith was runner-up to childhood friend Dwight Howard for Defensive Player of the Year honors, and made the NBA All-Defensive second team.

Second-year big man Al Horford earned his first All-Star berth, giving Atlanta two players in the game for the first time in 12 years.

After beating Milwaukee in the first round, the Hawks ran into a hot Orlando Magic squad in round two, suffering a 4-0 sweep in the Conference Semifinals for the second consecutive year.

Looking to take another step forward, the club installed longtime assistant coach Larry Drew as the club's new head coach, after 27 combined seasons in the NBA as a player and coach.

He led the club to a red-hot 6-0 start (the best by a first-year head coach in Atlanta history) and in the season's first half, the Hawks became a dangerous road team, while maintaining their home dominance. Atlanta enjoyed a 10-game home win streak, as well as a six-game road win streak, during the campaign.

After securing a playoff spot in early April, the Hawks rested most of their primary players, and finished off with a 44-38 mark, good for fifth in the East, earning a rematch with Orlando in the first round of the 2011 NBA Playoffs.

After taking the series opener in a hostile environment in Orlando, the Hawks controlled most of the games, earning a 4-2 series win, and a measure of sweet revenge from the embarrassing loss in the '10 Playoffs.

But Atlanta couldn't get past the NBA's best team during the regular season, the Chicago Bulls, in the Eastern Conference Semifinals. Tied at two games each, and holding a lead in the fourth quarter of game five, the Hawks couldn't hang on. After losing the fifth game, Atlanta came home and fell in game six.

But progress was certainly made, as the Hawks played their best basketball during the postseason.

The 2011-12 regular season was notable for several reasons. Shortened to 66-games by a work stoppage, the campaign tipped off on December 27 as the Hawks played nine games in the first 12 days.

Despite a number of major injuries to key players (including the loss of All-Pro center Al Horford for the remainder of the season after just 11 games), the Hawks persevered through the sprint, ending the season taking five-of-the-last-six to finish the season at 40-26, an equivalent to a 50-win season during a regular 82-game campaign.

In fact, Atlanta finished with the fourth-best record in the East, taking home court advantage in the first round against Atlantic Division champion and longtime nemesis Boston.

After the Hawks took game one of the series, the veteran Celtics bounced back to win three-in-a-row. After Atlanta trimmed the deficit to 3-2, they went to TD Garden and nearly pulled out a game six victory to extend the season. But some bad breaks down the stretch cost them, and the Hawks fell to the Celtics, 4-2.

Despite not reaching the second round of the Playoffs for the first time in four years, Atlanta had a lot to be proud of -- overcoming the injuries and rugged schedule to take 40 regular season wins, and taking a tough Celtics bunch to the wire.

Entering 2012-13, the Hawks' roster had a different look than the one that finished the prior season, as veter-

THE HISTORY OF THE HAWKS, CONT.

ans Joe Johnson (Brooklyn) and Marvin Williams (Utah) were dealt in the offseason. But with the returning trio of Al Horford, Josh Smith and Jeff Teague, plus a collection of outside shooting threats, Atlanta looked to make postseason for the sixth straight year.

In an excellent position for much of the year, Atlanta finished up second in the Southeast Division and sixth in the East with a 44-38 mark, setting up a first-round matchup with the physical Indiana Pacers. Trailing 2-0 after tough losses in Indy, Atlanta roared back with two solid home wins behind revved up crowds at Philips Arena. After dropping Game 5 at Indiana, Atlanta trailed late in Game 6 but fought back again, only to fall short and lose the series.

Injuries were again a story, as key rotation players Lou Williams (14.1 points per game in 39 contests before tearing his right ACL) and Zaza Pachulia (5.9 points and 6.5 rebounds in 52 games prior to suffering an Achilles injury) missed extended portions of the season, including the playoff series.

The summer of 2013 saw even more changes as Mike Budenholzer became the franchise's 12th full-time head coach.

The Hawks opened the season incorporating many new faces and held their ground, carrying a 16-13 mark after a double-overtime win in Cleveland on 12/26. Unfortunately that would be the final game of the season for two-time All-Star Al Horford, who tore his right pectoral muscle two years after tearing his left.

Atlanta was able to maintain, reaching a 25-25 mark through 50 games, but a multitude of other injuries to key players began to take their toll.

The Hawks had a rough February and early March, but from March 10 on recorded a 12-9 mark to secure a playoff berth, the franchise's seventh in a row, the longest active streak in the Eastern Conference. Atlanta finished the regular season at 38-44.

Atlanta almost pulled a major first-round upset, losing to the top-seeded Indiana Pacers in a hard-fought and competitive seven-game series. The Hawks led 2-1 and 3-2 during the course of the series but couldn't close out the favored Pacers.

Among many impressive performances was the first All-Star season of Paul Millsap's eight-year career. An offseason signee as an unrestricted free agent, Millsap was outstanding and became a focal point of Atlanta's offensive attack.

Jeff Teague, Kyle Korver and DeMarre Carroll also enjoyed solid seasons, second-year men Mike Scott and Shelvin Mack made tremendous strides in becoming every day contributors and rookie Pero Antic (named to the Rookie-Sophomore game) along with veteran Elton Brand provided help in the post in Horford's absence.

Korver set an NBA record, making a three-pointer in 90 straight games, set on 12/6/13 vs. Cleveland (the mark eventually reached 127 consecutive).

The 2014-15 season was a season of firsts and milestones for the Hawks franchise, centered on a franchise-best 19-game win streak, a team-best 60 wins, and multiple honors along the way.

After a 7-6 start, Atlanta won nine-in-a-row before losing on a buzzer-beater at Orlando on 12/13. After a 5-1 stretch ended with a 107-77 home loss to the Bucks, Atlanta reeled off 19 consecutive wins to push their record to 40-8. Overall, the Hawks won 33-of-35 at one point.

By mid-season, Atlanta had the best record in the Conference, the All-Star head coach in Mike Budenholzer and four Eastern Conference All-Stars (Al Horford, Kyle Korver, Paul Millsap and Jeff Teague) for the first time in club history.

Atlanta continued to roll en route to a 60-22 record, earning the top seed overall, and home court advantage until the NBA Finals, heading into the 2015 NBA Playoffs.

After a 4-2 first round series win over Brooklyn, the Hawks took down Washington in the Eastern Conference Semifinals, also 4-2. Atlanta won the clinching games of both rounds on the road.

For the first time in franchise history, the Hawks reached the Eastern Conference Finals, eventually falling short against the Cleveland Cavaliers.

Postseason brought more honors and memories, including Budenholzer taking home NBA Coach of the Year honors, the fourth Atlanta coach so honored.

In 2015-16, the Hawks started hot at 7-1, hovered just above the .500 mark in the middle of the campaign, then finished with a 15-7 flurry after March 1 (including 12-4 in March, one win shy of the Atlanta record for wins in that month) to secure the fourth overall spot in the Eastern Conference and home court advantage in the first round.

After taking a 2-0 lead over the Celtics in the first round, the Hawks saw Boston come back to knot the series at 2. After taking the fifth game at home, the Hawks took care of business in Boston to close out the series in 6, 104-92. It marked the first time in franchise history the Hawks had topped the Celtics in a playoff series.

Though the Hawks fell short to top-seeded Cleveland, 4-0, in the Eastern Conference Semifinals, losing to the Cavs in the postseason for the second straight year, the season on the whole was another successful one.

Atlanta's defense was amongst the best in the league, as the Hawks led the NBA in FG%, ranking third in spg, fifth in bpg, sixth in fewest points allowed and sixth in opponent 3FG%. Atlanta was once again amongst the NBA's most unselfish teams, averaging 25.6 assists (No. 2 in the NBA).

Paul Millsap earned his third consecutive All-Star berth, while Al Horford secured his fourth overall appearance. Millsap capped off his tremendous campaign earning second team All-Defensive team honors.

Atlanta made the postseason for the ninth straight time, the longest active streak in the East and the longest run in team history. The Hawks finished 48-34, and the two-year combined mark of 108-56 marked the best two-year run in the history of the franchise.

With changes at two key starting positions beginning the 2016-17 campaign - Dwight Howard at center and Dennis Schröder at point guard - the Hawks began the season on a roll, marching out to a 9-2 start.

The Hawks struggled the rest of the '16 calendar year, and were sitting at 17-16 at the turn of the year. Atlanta had yet another strong January, going 11-4, including a stirring New Year's Day overtime home win against San Antonio.

There were several other thrilling wins on the season, including dramatic comebacks, highlighted by a stunning 126-125 home win over Cleveland on April 9, as Atlanta trailed by 26 points in the fourth quarter.

The injury bug hit down the stretch, but Atlanta was able to finish at 43-39, earning the fifth spot in the Eastern Conference playoff picture. The postseason berth was Atlanta's 10th straight, the longest in the Conference and second-longest in the NBA behind the Spurs.

In a back-and-forth first-round series against fourth-seeded Washington, the Hawks fell short, 4-2.

Paul Millsap led the way for the Hawks once again, earning his fourth consecutive Eastern Conference All-Star berth. In his first season as a starter, Schröder broke out, averaging 17.9 points and 6.3 assists. Tim Hardaway Jr. added 14.5 points per game, also garnering attention as one of the league's most improved players.

THE HISTORY OF THE HAWKS, CONT.

After struggling in close games the prior year, Atlanta went 5-0 in overtime, including a dramatic four OT win over the Knicks on January 29, 142-139.

The 2017-18 season saw changes on and off the court for the Hawks, starting with the hire of Travis Schlenk as the team's new General Manager and Head of Basketball Operations in May, 2017. With the departure of Paul Millsap, Tim Hardaway Jr. and Dwight Howard among others, the team would have a new look on the floor as well.

After starting out 3-15, the Hawks were at 10-26 at the turn of the calendar. Finishing out a challenging second half of the season, Atlanta won two-of-its-last-three and three-of-six to finish at 24-58, marking the first time the Hawks had missed the playoffs after 10 consecutive trips.

Individually, several Hawks had notable seasons, including Dennis Schröder (career-high 19.4 ppg), Kent Bazemore (12.9 ppg and a solid all-around season), second-year man Taurean Prince (played in all 82 games, averaging 14.1 points and making 176 three's) and rookie John Collins, who set several Hawks rookie records while being named to the NBA All-Rookie Second Team.

Altogether, eight Atlanta rookies saw game action on the season, tying the franchise record. The Hawks had 12 players on the final roster (including two-way contracts) with one year or less of NBA experience.

Following the season, the Hawks parted ways with Mike Budenholzer and named Philadelphia 76ers assistant coach Lloyd Pierce as the team's new head coach, continuing the club's new look and youth movement. Rookies Trae Young, Kevin Huerter and Omari Spellman continue the Hawks' youth movement into the 2018-19 campaign.

Adding to the excitement, the Hawks opened the completely transformed and newly-named State Farm Arena at the start of the '18-'19 season as well.

Youth, growth and development took center stage in 2018-19, as the Hawks sported one of the youngest teams in the league. The team began the campaign slowly, but picked up a great deal of momentum in late December, which carried over to the remainder of the season.

Young enjoyed a historic rookie campaign, setting multiple team and NBA rookie marks, leading all first-year players in points and assists, becoming the first rookie to do so in six years. He was named NBA Eastern Conference Rookie of the Month four times (out of the five award cycles) and earned NBA Eastern Conference Player of the Week honors on March 25.

One of the NBA's Most Improved Players, John Collins led all members of the 2017 NBA Draft class with 32 double-doubles, finishing 15th in the NBA in rebounds per game, 16th in field goal percentage and 33rd in scoring.

Rookies Huerter and Spellman also made significant contributions to Atlanta's youthful core.

After beginning the season at 6-23, Atlanta proceeded to go 23-30 the remainder of the way, including a 12-12 over the subsequent 24 games.

The club set a franchise record for three-pointers made in a season (1,067), and knocked down 20-or-more six times. In post-All-Star break action, Atlanta ranked second in the league in scoring (119.9), three-pointers made (366) and three-pointers per game (15.3).

In one of the NBA's most memorable games of the season, the Hawks and Bulls battled at State Farm Arena for four overtimes (68 minutes) on March 1, before Atlanta fell short, 168-161, as Young finished with 49 points, the most by a rookie in 2018-19.

Though the season was cut short (Atlanta finished the season at 20-47) by the Coronavirus pandemic that struck the world in 2020, the Hawks saw significant individual growth as the team's future core began to take shape.

Trae Young had a spectacular and historic sophomore season, finishing fourth in the NBA in scoring (29.6) and second in assists (9.3). He was voted as a starter for the Eastern Conference in the 2020 NBA All-Star game in Chicago, leading all East guards in fan voting with 2,829,969 votes, becoming the first Hawk since Dikembe Mutombo in 1998 to be voted as an All-Star starter.

John Collins delivered a tremendously efficient season, compiling 21.6 ppg and 10.1 rpg, becoming the first player in league history to average at least 20 points and 10 rebounds, while shooting at least .550 FGs, .400 3FGs and .800 FTs.

Second-year guard Kevin Huerter overcame early injuries to continue his consistent improvement, while rookies DeAndre Hunter and Cam Reddish had a positive impact in their initial campaigns.

Atlanta acquired veteran center Clint Capela, one of the league's double-double machines and premier rebounders, prior to the trade deadline to add to the young nucleus.

The Hawks started the campaign with two wins but early injuries took a toll as Atlanta slid to 4-16 at the end of November. After an equally difficult December, Atlanta started 2020 at 7-27.

Atlanta went 13-20 the remainder of the way until the season was suspended after the games of March 11.

Among the season's highlights - Young's first career 50-point game on Feb. 20 vs. Miami and two double-overtime wins (on Feb. 9 vs. New York and Mar. 9 vs. Charlotte).

An overriding positive theme throughout all of 2019-20 was the celebration of the final season of Vince Carter's unprecedented 22-year career. The first player in league history to appear in games in four decades, Carter spent the final two seasons of his Hall-of-Fame career in a Hawks uniform. In his final game, he was re-inserted late in the contest and sunk a three-pointer with 13.4 seconds remaining in overtime.

The 2020-21 Hawks season was a story of two halves. Atlanta began the season at 14-20, then proceeded to go 27-11 to finish at 41-31 and secure the fifth seed in the Eastern Conference. The hot streak continued as Atlanta made a historic playoff run, culminating in their second Eastern Conference Finals appearance since the team moved South in 1968.

After a 4-1 win in Round 1 over the fourth-seeded New York Knicks, the Hawks took out the top-seeded Philadelphia 76ers in the Eastern Conference Semifinals, 4-3. Despite falling short in the Conference Finals to the eventual NBA champion Milwaukee Bucks, 4-2, Atlanta reached their deepest point in the playoffs in Atlanta history.

Atlanta's 27-11 mark after March 1 was tied for the best in the East, and the Hawks ended the season with the NBA's longest active home winning streak (11). Atlanta was 19-2 over their final 21 regular season home contests.

The Hawks' 113.7 ppg scoring average was the third-best in Atlanta Hawks history, while their 895 three-pointers was third-most and the .373 3FG% was second-best.

Trae Young had another special season, as the only qualifying NBA player to reach at least 25 ppg (25.3) and 9 apg (9.4). He ranked second in the NBA in apg, 14th in ppg and 14th in FT%.

John Collins finished 18th in FG% (.556), 23rd in rpg (7.4) and 26th in bpg (7.4) and 26th in FT%. Clint Capela led the NBA in rpg (14.3), was third in bpg (2.05) and 10th in FG% (.594), the only player in the East to finish Top 10 in those three categories. He led the NBA with six 20-point/20-rebound games and 18 15-point/15-rebound contests. In 22

THE HISTORY OF THE HAWKS, CONT.

games after April 1 (Atlanta 17-5), Bogdan Bogdanovic averaged 22.0 ppg, 4.2 apg and 4.1 rpg in 35.4 mpg (.506 FG%, .495 3FG%, .889 FT%).

Coming off a historic playoff run, the Hawks opened the 2021-22 season at 4-9 before winning seven straight. After falling back to 17-25 in mid-January, Atlanta again went on a seven-game win streak and took 26-of-the-final-40 to close the regular season at 43-39 and qualify for the play-in tournament.

With a home win over Charlotte and a road win at Cleveland in the play-in, the Hawks advanced to the NBA Playoffs for the second straight season, securing the eighth seed. Once in the playoffs, Atlanta fell short to the top-seeded Miami Heat, 4-1, in the first round.

Trae Young became the first player in nearly 50 years to lead the NBA in total points and total assists, earning an NBA All-Star start and Third Team All-NBA honors. He led the NBA with 42 point/assist double-doubles and 20 games with 30-or-more points and 10-or-more assists.

Atlanta once again had one of the league's best offenses, finishing tied for first in offensive rating (114.0), second in 3FG% (.374) and sixth in points per game (113.9), while committing the fewest turnovers in the league (11.9 per game).

The Hawks were the only team with at least seven players averaging 10-or-more points per game (minimum 50 games played).



HAWKS RETIRED JERSEYS



Lou Hudson Pete Maravich Dikembe Mutombo Bob Pettit Dominique Wilkins

Uniform Illustrations - Mitch Rood (Hudson/Pettit) / Cliff Lummus (Maravich, Mutombo) / Jordan Shorthouse (Wilkins)

HAWKS PRIMARY LOGOS



St. Louis Hawks pre-Atlanta Atlanta Hawks 1969-70 Atlanta Hawks 1970-72



Atlanta Hawks 1972-1995 Atlanta Hawks Primary Mark 1995-2007 Atlanta Hawks Secondary Mark 2001-2007



Atlanta Hawks Primary Mark 2007-2015 Atlanta Hawks Secondary Mark 2007-2014 Atlanta Hawks Secondary Mark 2014 Primary Partial Mark 2015-2016



Atlanta Hawks Primary Mark 2020- Atlanta Hawks Global Mark 2020- Atlanta Hawks Secondary Mark 2020-



Honorary Banner

HAWKS INDIVIDUAL HONORS

NBA COACH OF THE YEAR

2004-15	Mike Budenholzer
1993-04	Lenny Wilkens
1985-86	Michael Fratello
1977-78	Hobie Brown
1967-68	Richie Guerin
1962-63	Harry Gallatin

NBA MVP

1958-59	Bob Pettit
1955-56	Bob Pettit

NBA DEFENSIVE PLAYER OF THE YEAR

1997-98	Dikembe Mutombo
1996-97	Dikembe Mutombo

NBA ROOKIE OF THE YEAR

1954-55	Bob Pettit
---------	------------

NBA SIXTH MAN OF THE YEAR

2009-10	Jamal Crawford
---------	----------------

ALL-NBA SELECTIONS

2021-22	Trae Young (3rd)
2010-11	Al Horford (3rd)
2009-10	Joe Johnson (3rd)
1997-98	Dikembe Mutombo (3rd)
1992-93	Dominique Wilkins (2nd)
1991-92	Kevin Willis (3rd)
1990-91	Dominique Wilkins (2nd)
1988-89	Dominique Wilkins (3rd)
1987-88	Dominique Wilkins (2nd)
1986-87	Dominique Wilkins (2nd)
1985-86	Dominique Wilkins (1st)
1979-80	Dan Roundfield (2nd)
1972-73	Pete Maravich (2nd)
1969-70	Lou Hudson (2nd) and Bill Bridges (2nd)
1968-69	Bill Bridges (2nd)
1964-65	Bob Pettit (2nd)
1963-64	Bob Pettit (1st)
1962-63	Bob Pettit (1st)
1961-62	Bob Pettit (1st)
1960-61	Bob Pettit (1st)
1959-60	Bob Pettit (1st)
1958-59	Cliff Hagan (2nd), Slater Martin (2nd) and Bob Pettit (1st)
1957-58	Cliff Hagan (2nd), Slater Martin (2nd) and Bob Pettit (1st)
1956-57	Slater Martin (2nd) and Bob Pettit (1st)
1955-56	Bob Pettit (1st)
1954-55	Bob Pettit (1st)
1950-51	Frankie Brian (2nd)

ALL-DEFENSIVE SELECTIONS

2015-16	Paul Millsap (2nd)
2009-10	Josh Smith (2nd)
1998-99	Dikembe Mutombo (2nd) and Mookie Blaylock (2nd)
1997-98	Dikembe Mutombo (1st) and Mookie Blaylock (2nd)
1996-97	Dikembe Mutombo (1st) and Mookie Blaylock (2nd)
1995-96	Mookie Blaylock (2nd)
1994-95	Mookie Blaylock (1st)
1993-94	Mookie Blaylock (1st)
1983-84	Wayne Rollins (1st) and Dan Roundfield (2nd)
1982-83	Wayne Rollins (2nd) and Dan Roundfield (1st)
1981-82	Dan Roundfield (1st)
1980-81	Dan Roundfield (2nd)
1979-80	Eddie Johnson (2nd) and Dan Roundfield (1st)
1978-79	Eddie Johnson (2nd)
1969-70	Joe Caldwell (2nd)
1968-69	Bill Bridges (2nd)
1957-58	Cliff Hagan (2nd) and Bob Pettit (1st)
1956-57	Slater Martin (2nd) and Bob Pettit (1st)
1955-56	Bob Pettit (1st)
1954-55	Bob Pettit (1st)
1953-54	Bob Pettit (1st)
1950-51	Frank Brian (2nd)

ALL-ROOKIE TEAM SELECTIONS

2018-19	Trae Young (1st, unanimous selection), Kevin Huerter (2nd)
2017-18	John Collins (2nd)
2007-08	Al Horford (1st, unanimous selection)
2005-06	Marvin Williams (2nd)
2004-05	Josh Childress (2nd) and Josh Smith (2nd)
1999-00	Jason Terry (2nd)
1991-92	Stacey Augmon (1st)
1982-83	Dominique Wilkins
1974-75	John Drew
1973-74	John Brown
1970-71	Pete Maravich
1966-67	Lou Hudson

NBA MOST IMPROVED PLAYER

1997-98	Alan Henderson
---------	----------------

NBA SPORTSMANSHIP AWARD

2019-20	Vince Carter
2014-15	Kyle Korver

J WALTER KENNEDY CITIZENSHIP AWARD

1997-98	Steve Smith
1994-95	Joe O'Toole
1989-90	Doc Rivers

NBA IBM AWARD

1988-89	Dikembe Mutombo
---------	-----------------

NBA EXECUTIVE OF THE YEAR

1986-87	Stan Kasten
1985-86	Stan Kasten

IN ALL-STAR GAMES (S) = Starter * = MVP

2022	Trae Young (S)
2020	Trae Young (S)
2017	Paul Millsap
2016	Al Horford, Paul Millsap
2015	Al Horford, Kyle Korver, Paul Millsap, Jeff Teague, Mike Budenholzer (Coach)
2014	Paul Millsap
2012	Joe Johnson (DNP - Injured)
2011	Al Horford, Joe Johnson
2010	Al Horford, Joe Johnson (S)
2009	Joe Johnson
2008	Joe Johnson
2007	Joe Johnson
2002	Shaheed Abdul-Rahim
2001	Dikembe Mutombo
2000	Dikembe Mutombo
1999	No All-Star Game
1998	Dikembe Mutombo (S)
1997	Christian Laettner
1994	Dikembe Mutombo (S)
	Dominique Wilkins
	Mookie Blaylock
1993	Lenny Wilkens (Coach)
1992	Dominique Wilkins
1991	Dominique Wilkins
1991	Kevin Willis
1990	Dominique Wilkins
1989	Dominique Wilkins (S)
1988	Dominique Wilkins (S), Glenn Rivers
	Michael Fratello (Coach)
1987	Dominique Wilkins (S)
1986	Dominique Wilkins (S)
1982	Dan Roundfield
1981	Dan Roundfield, Eddie Johnson (S)
1980	Dan Roundfield
	John Drew (S), Eddie Johnson (S)
1976	John Drew
1974	Lou Hudson (S), Pete Maravich (S)
1973	Lou Hudson, Pete Maravich (S)
1972	Lou Hudson (S)
1971	Lou Hudson (S)
1970	Bill Bridges, Joe Caldwell
	Lou Hudson (S)
1969	Joe Caldwell, Lou Hudson
1968	Zelmo Beaty (S)
	Dominique Wilkins
1967	Lenny Wilkens (S), Bill Bridges
1966	Zelmo Beaty
1965	Bob Pettit (S), Lenny Wilkens (S)
1964	Bob Pettit (S), Lenny Wilkens
1963	Bob Pettit (S), Lenny Wilkens
1962	Bob Pettit (S), Cliff Hagan
1961	Bob Pettit (S), Cliff Hagan
	Clyde Lovellette (S)
1960	Bob Pettit (S), Cliff Hagan
	Clyde Lovellette
1959	Bob Pettit (S), Cliff Hagan (S)
	Slater Martin (S)
1958	Bob Pettit (S), Cliff Hagan
	Slater Martin (S)
1957	Bob Pettit (S), Slater Martin (S)
	Ed Macauley
1956	Bob Pettit, Bob Harrison
1955	Bob Pettit, Frank Selvy
1954	Mel Hutchins (S), Don Sunderlage
1953	Mel Hutchins (S)
1952	Dike Eddleman
1951	Dike Eddleman

HAWKS INDIVIDUAL HONORS

IN ALL-STAR WEEKEND EVENTS

SLAM DUNK COMPETITION

2019 - John Collins
 2006 - Josh Smith
 2005 - Josh Smith (winner)
 1992 - Stacey Augmon
 1990 - Dominique Wilkins (winner) and Kenny Smith
 1989 - Spud Webb
 1988 - Dominique Wilkins
 1986 - Dominique Wilkins and Spud Webb (winner)
 1985 - Dominique Wilkins (winner)
 1984 - Dominique Wilkins

ROOKIE-SOPHOMORE GAME

2021 - DeAndre Hunter (game not played)
 2020 - Trae Young
 2019 - John Collins, Trae Young
 2015 - Dennis Schröder, Kenny Atkinson (Coach)
 2014 - Pero Antic (selected but unable to play due to injury)
 2009 - Al Horford
 2008 - Al Horford
 2005 - Josh Smith
 2001 - Jason Terry
 1996 - Alan Henderson

THREE-POINT SHOOTOUT

2020 - Trae Young
 2015 - Kyle Korver
 2009 - Mike Bibby

NBA PLAYER OF THE WEEK

Week Ending	Player
1/31/00	Dikembe Mutombo
1/30/99	Dikembe Mutombo
1/11/98	Steve Smith
11/9/97	Dikembe Mutombo
12/1/96	Dikembe Mutombo
3/27/94	Kevin Willis
11/24/91	Kevin Willis
1/6/91	Dominique Wilkins
2/14/88	Dominique Wilkins
1/17/88	Dominique Wilkins
12/27/87	Dominique Wilkins
12/14/86	Dominique Wilkins
4/13/86	Dominique Wilkins
12/29/85	Dominique Wilkins
2/3/85	Dominique Wilkins
4/15/84	Dominique Wilkins
12/25/83	Dan Roundfield
4/17/83	Mike Glenn
2/21/82	Eddie Johnson
11/22/81	Dan Roundfield
12/14/80	Dan Roundfield
12/16/79	Dan Roundfield

EASTERN CONFERENCE PLAYER OF THE WEEK

Week Ending	Player
4/3/22	Trae Young
1/23/22	Trae Young
11/28/21	Trae Young
5/17/21	Trae Young
10/28/19	Trae Young
3/24/19	Trae Young
4/11/16	Paul Millsap
1/18/15	Al Horford
1/4/15	Jeff Teague
12/21/14	Al Horford
4/14/14	Jeff Teague
1/27/14	Paul Millsap
12/10/12	Josh Smith
11/26/12	Al Horford
3/26/12	Joe Johnson
11/9/09	Joe Johnson
4/6/08	Joe Johnson
12/23/07	Joe Johnson
12/9/07	Josh Smith
11/12/06	Joe Johnson
12/19/05	Joe Johnson
11/3/02	Glenn Robinson
11/25/01	Shareef Abdur-Rahim

NBA PLAYER OF THE MONTH

Month	Player
February, 1993	Dominique Wilkins
February, 1991	Dominique Wilkins
January, 1986	Dominique Wilkins

EASTERN CONFERENCE PLAYER OF THE MONTH

Month	Player
January, 2015	DeMarre Carroll, Al Horford, Kyle Korver, Paul Millsap, Jeff Teague
March, 2008	Joe Johnson

NBA COACH OF THE MONTH

Month	Coach
November, 1997	Lenny Wilkens
March, 1993	Bob Weiss
December, 1990	Bob Weiss
January, 1986	Mike Fratello

EASTERN CONFERENCE COACH OF THE MONTH

Month	Coach
March, 2021	Nate McMillan
January, 2015	Mike Budenholzer
December, 2014	Mike Budenholzer
December, 2012	Larry Drew

EASTERN CONFERENCE ROOKIE OF THE MONTH

Month	Player
April, 2019	Trae Young
March, 2019	Trae Young
February, 2019	Trae Young
January, 2019	Trae Young
November, 2018	Trae Young
April, 2012	Ivan Johnson
March, 2008	Al Horford
February, 2008	Al Horford
November, 2007	Al Horford
November, 2007	Al Horford
April, 2007	Shelden Williams
April, 1992 (NBA)	Stacey Augmon

JASON COLLIER MEMORIAL TROPHY

The Jason Collier Memorial Trophy, named after the late Hawks center who passed away on October 15, 2005, is presented annually to the individual who best exemplifies the characteristics Collier displayed off the court as a community ambassador.



2021-22 Jason Collier Memorial Trophy winner Trae Young

- 2021-22: Trae Young
- 2020-21: Cam Reddish
- 2019-20: John Collins
- 2018-19: Kent Bazemore
- 2017-18: Malcolm Delaney
- 2016-17: Paul Millsap
- 2015-16: Mike Muscala
- 2014-15: DeMarre Carroll
- 2013-14: Kyle Korver
- 2012-13: Devin Harris
- 2011-12: Zaza Pachulia
- 2010-11: Marvin Williams
- 2009-10: Josh Smith
- 2008-09: Al Horford
- 2007-08: Marvin Williams
- 2006-07: Josh Childress
- 2005-06: Josh Childress

SEKOU SMITH AWARD

The Sekou Smith Award, named after the former Hawks beat writer for the Atlanta Journal-Constitution, annually honors the player on the team's roster who best represents themselves and the franchise with professionalism and integrity in their interactions with the media. The recipient is selected via a vote from a select local media panel.

Smith passed away on January 26, 2021 at the age of 48. In addition to the Award, the Hawks named the State Farm Arena media workroom in Smith's memory and established an annual Summer League internship in Smith's name.

- 2021-22: Kevin Huerter
- 2020-21: John Collins



2021-22 Sekou Smith Award winner Kevin Huerter





PLAYOFFS



12 DE'ANDRE
HUNTER

ALL-TIME PLAYOFF RESULTS

Year	First Round	Quarter-Finals	Semi-Finals/Conf Finals	Finals	Totals
1950	—	—	Anderson	1-2	1-2
1956	@ Minneapolis 0-1	Minneapolis 2-1	Fl. Wayne 2-3	—	4-5
1957	* Ft. Wayne 1-0	—	Minneapolis 3-0	Boston 3-4	—
	* Minneapolis 1-0	—	—	—	8-4
1958	—	—	Detroit 4-1	Boston 4-2	8-3
1959	—	—	Minneapolis 2-4	—	2-4
1960	—	—	Minneapolis 4-3	Boston 3-4	3-4
1961	—	—	Los Angeles 4-3	Boston 1-4	7-7
1963	—	Detroit 3-1	Los Angeles 3-4	—	6-5
1964	—	Los Angeles 3-2	San Francisco 3-4	—	6-6
1965	—	Baltimore 1-3	—	—	1-3
1966	—	Baltimore 3-0	Los Angeles 3-4	—	6-4
1967	—	Chicago 3-0	San Francisco 2-4	—	5-4
1968	—	San Francisco 2-4	—	—	2-4
1969	—	San Diego 4-2	Los Angeles 1-4	—	5-6
1970	—	Chicago 4-1	Los Angeles 0-4	—	4-5
1971	—	New York 1-4	—	—	1-4
1972	—	Boston 2-4	—	—	2-4
1973	—	Boston 2-4	—	—	2-4
1978	Washington 0-2	—	—	—	0-2
1979	Houston 2-0	Washington 3-4	—	—	5-4
1980	—	Philadelphia 1-4	—	—	1-4
1982	Philadelphia 0-2	—	—	—	0-2
1983	Boston 1-2	—	—	—	1-2
1984	Milwaukee 2-3	—	—	—	2-3
1986	Detroit 3-1	Boston 1-4	—	—	4-5
1987	Indiana 3-1	Detroit 1-4	—	—	4-5
1988	Milwaukee 3-2	Boston 3-4	—	—	6-6
1989	Milwaukee 2-3	—	—	—	2-3
1991	Detroit 2-3	—	—	—	2-3
1993	Chicago 0-3	—	—	—	0-3
1994	Miami 3-2	Indiana 2-4	—	—	5-6
1995	Indiana 0-3	—	—	—	0-3
1996	Indiana 3-2	Orlando 1-4	—	—	4-6
1997	Detroit 3-2	Chicago 1-4	—	—	4-6
1998	Charlotte 1-3	—	—	—	1-3
1999	Detroit 3-2	New York 0-4	—	—	3-6
2008	Boston 3-4	—	—	—	3-4
2009	Miami 4-3	Cleveland 0-4	—	—	4-7
2010	Milwaukee 4-3	Orlando 0-4	—	—	4-7
2011	Orlando 4-2	Chicago 2-4	—	—	6-6
2012	Boston 2-4	—	—	—	2-4
2013	Indiana 2-4	—	—	—	2-4
2014	Indiana 3-4	—	—	—	3-4
2015	Brooklyn 4-2	Washington 4-2	Cleveland 0-4	—	8-8
2016	Boston 4-2	Cleveland 0-4	—	—	4-6
2017	Washington 2-4	—	—	—	2-4
2021	New York 4-1	Philadelphia 4-3	Milwaukee 2-4	---	10-8
2022	Miami 1-4	—	—	—	1-4
TOTALS	69-70	53-83	34-48	11-14	168-219

@ Western Division: 2nd Place Game * Western Division tiebreakers

HAWKS PLAYOFF SCORES

TRI - CITIES HAWKS (1 - 2)

1949-50 (1-2)

Western Division Semifinals (1-2)

March 21	W	Tri-Cities 77 at Anderson 89 (+12)
March 23	W	Anderson 75 at Tri-Cities 76 (+1)
March 24	L	Tri-Cities 71 at Anderson 94 (-23)

ST. LOUIS HAWKS (60 - 56)

1955-56 (4-5)

March 16 (Western Div. Second Place Game) Mpls 103 at St. Louis 97 (-6)

Western Division Semifinals (2-1)

March 17	W	Minneapolis 115 at St. Louis 116 (+1)
March 19	L	St. Louis 75 at Minneapolis 133 (-58)
March 21	W	St. Louis 116 at Minneapolis 115 (+1)

Western Division Finals (2-3)

March 22	W	St. Louis 86 at Ft. Wayne 85 (+1)
March 24	W	Ft. Wayne 74 at St. Louis 84 (+10)
March 25	L	St. Louis 84 at Ft. Wayne 107 (-23)
March 27	L	Ft. Wayne 93 at St. Louis 84 (-9)
March 29	L	St. Louis 97 at Ft. Wayne 102 (-5)

1956-57 (8-4)

Western Division Tiebreaker (2-0)

March 14	W	Ft. Wayne 103 at St. Louis 115 (+12)
March 16	W	Minneapolis 111 at St. Louis 114 (+3)

Western Division Finals (3-0)

March 21	W	Minneapolis 109 at St. Louis 118 (+9)
March 24	W	Minneapolis 104 at St. Louis 106 (+2)
March 25	W	St. Louis 143 at Minneapolis 135 (+8)

World Championship Series (3-4)

March 30	W	St. Louis 125 at Boston 123 (+2)
March 31	L	St. Louis 99 at Boston 119 (-20)
April 6	W	Boston 98 at St. Louis 100 (+2)
April 7	W	Boston 123 at St. Louis 118 (+5)
April 9	L	St. Louis 109 at Boston 124 (-15)
April 11	W	Boston 94 at St. Louis 96 (+2)
April 13	L	St. Louis 123 at Boston 125 (-2)

1957-58 (8-3)

Western Division Finals (4-1)

March 19	W	Detroit 111 at St. Louis 114 (+3)
March 22	W	St. Louis 99 at Detroit 96 (+3)
March 23	L	Detroit 109 at St. Louis 89 (-20)
March 25	W	St. Louis 145 at Detroit 101 (+44)
March 27	W	Detroit 96 at St. Louis 120 (+24)

World Championship Series (4-2)

March 29	W	St. Louis 104 at Boston 102 (+2)
March 30	L	St. Louis 112 at Boston 136 (-24)
April 2	W	Boston 106 at St. Louis 111 (+5)
April 5	W	Boston 109 at St. Louis 98 (-11)
April 9	W	St. Louis 102 at Boston 100 (+2)
April 12	W	Boston 109 at St. Louis 110 (+1)

1958-59 (2-4)

Western Division Finals (2-4)

March 21	W	Minneapolis 90 at St. Louis 124 (+34)
March 22	L	St. Louis 98 at Minneapolis 106 (-8)
March 24	W	Minneapolis 97 at St. Louis 127 (+30)
March 26	L	St. Louis 98 at Minneapolis 108 (-10)
March 28	L	Minneapolis 98 at St. Louis 97 (-1)
March 29	L	St. Louis 104 at Minneapolis 106 (-2)

1959-60 (7-7)

Western Division Finals (4-3)

March 16	W	Minneapolis 99 at St. Louis 112 (+13)
March 17	L	Minneapolis 120 at St. Louis 113 (-7)
March 19	W	St. Louis 93 at Minneapolis 89 (+4)
March 20	L	St. Louis 101 at Minneapolis 103 (-2)
March 22	L	Minneapolis 117 at St. Louis 110 (-7)
March 24	W	St. Louis 117 at Minneapolis 96 (+21)
March 26	W	Minneapolis 86 at St. Louis 97 (+11)

World Championship Series (3-4)

March 27	L	St. Louis 122 at Boston 140 (-18)
March 29	W	St. Louis 113 at Boston 103 (+10)
April 2	L	Boston 102 at St. Louis 86 (-16)
April 3	W	Boston 96 at St. Louis 106 (+10)
April 5	L	St. Louis 102 at Boston 127 (-25)
April 7	W	Boston 102 at St. Louis 105 (+3)
April 9	L	St. Louis 103 at Boston 122 (-19)

HAWKS PLAYOFF SCORES, CONT.

1960-61 (5-7)

Western Division Finals (4-3)

March 21	W	Los Angeles 122 at St. Louis 118 (-4)
March 22	W	Los Angeles 106 at St. Louis 121 (+15)
March 24	L	St. Louis 112 at Los Angeles 118 (-6)
March 25	W	St. Louis 118 at Los Angeles 117 (+1)
March 27	L	Los Angeles 121 at St. Louis 112 (-9)
March 29	W	St. Louis 114 at Los Angeles 113 (+1)
April 1	L	Los Angeles 103 at St. Louis 105 (-2)

World Championship Series (1-4)

April 2	L	St. Louis 95 at Boston 129 (-34)
April 5	L	St. Louis 106 at Boston 116 (-8)
April 8	W	Boston 120 at St. Louis 124 (+4)
April 9	L	Boston 119 at St. Louis 104 (-15)
April 11	L	St. Louis 112 at Boston 121 (-9)

1962-63 (6-5)

Western Division Semifinals (3-1)

March 20	W	Detroit 99 at St. Louis 118 (+19)
March 22	W	Detroit 108 at St. Louis 122 (+14)
March 24	L	St. Louis 103 at Detroit 107 (-4)
March 26	W	St. Louis 104 at Detroit 100 (-4)

Western Division Finals (3-4)

March 31	L	St. Louis 104 at Los Angeles 112 (-8)
April 2	L	St. Louis 99 at Los Angeles 101 (-2)
April 6	W	Los Angeles 112 at St. Louis 125 (+13)
April 6	W	Los Angeles 114 at St. Louis 124 (+10)
April 7	L	St. Louis 100 at Los Angeles 123 (-23)
April 9	W	Los Angeles 113 at St. Louis 121 (-8)
April 11	L	St. Louis 100 at Los Angeles 115 (-15)

1963-64 (6-6)

Western Division Semifinals (3-2)

March 21	W	Los Angeles 104 at St. Louis 115 (+11)
March 22	W	Los Angeles 90 at St. Louis 106 (+16)
March 25	L	St. Louis 106 at Los Angeles 107 (-2)
March 28	W	St. Louis 88 at Los Angeles 97 (-9)
March 30	W	Los Angeles 108 at St. Louis 121 (+13)

Western Division Finals (3-4)

April 3	W	St. Louis 116 at San Francisco 111 (+5)
April 5	W	St. Louis 85 at San Francisco 120 (-35)
April 5	W	San Francisco 109 at St. Louis 113 (+4)
April 8	L	San Francisco 111 at St. Louis 109 (-2)
April 10	L	St. Louis 97 at San Francisco 121 (-24)
April 12	W	San Francisco 95 at St. Louis 123 (+28)
April 16	L	St. Louis 95 at San Francisco 105 (-10)

1964-65 (1-3)

Western Division Semifinals (1-3)

March 24	W	Baltimore 109 at St. Louis 105 (-3)
March 26	W	Baltimore 105 at St. Louis 129 (+24)
March 27	L	St. Louis 99 at Baltimore 131 (-32)
March 30	L	St. Louis 103 at Baltimore 109 (-6)

1965-66 (6-4)

Western Division Semifinals (3-0)

March 24	W	St. Louis 113 at Baltimore 111 (+2)
March 27	W	St. Louis 105 at Baltimore 100 (+5)
March 30	W	Baltimore 112 at St. Louis 121 (+9)

Western Division Finals (3-4)

April 1	L	St. Louis 106 at Los Angeles 129 (-23)
April 3	L	St. Louis 116 at Los Angeles 125 (-9)
April 6	W	Los Angeles 113 at St. Louis 120 (+7)
April 10	W	Los Angeles 107 at St. Louis 95 (-12)
April 13	W	St. Louis 112 at Los Angeles 100 (+12)
April 13	W	Los Angeles 127 at St. Louis 131 (+4)
April 15	L	St. Louis 121 at Los Angeles 130 (-9)

1966-67 (5-4)

Western Division Semifinals (3-0)

March 21	W	Chicago 100 at St. Louis 114 (+14)
March 23	W	St. Louis 113 at Chicago 107 (+6)
March 25	W	Chicago 106 at St. Louis 119 (+13)

Western Division Finals (2-4)

March 30	L	St. Louis 115 at San Francisco 117 (-2)
April 1	L	St. Louis 136 at San Francisco 143 (-7)
April 5	W	San Francisco 109 at St. Louis 115 (+6)
April 10	W	San Francisco 104 at St. Louis 109 (-5)
April 12	L	St. Louis 112 at San Francisco 123 (-11)
April 12	L	San Francisco 112 at St. Louis 107 (-5)

1967-68 (2-4)

Western Division Semifinals (2-4)

March 23	L	San Francisco 111 at St. Louis 106 (-5)
March 23	W	San Francisco 103 at St. Louis 111 (+8)
March 26	L	St. Louis 109 at San Francisco 124 (-15)
March 29	L	St. Louis 107 at San Francisco 108 (-1)
March 31	W	San Francisco 103 at St. Louis 129 (+26)
April 2	L	St. Louis 106 at San Francisco 111 (-5)

ATLANTA HAWKS (80 - 131)

1968-69 (5-6)

Western Division Semifinals (4-2)

March 27	W	San Diego 98 at Atlanta 107 (+9)
March 29	W	San Diego 114 at Atlanta 116 (+2)
April 1	L	Atlanta 97 at San Diego 104 (-7)
April 4	L	Atlanta 112 at San Diego 114 (-2)
April 6	W	San Diego 101 at Atlanta 112 (+11)
April 7	W	Atlanta 108 at San Diego 106 (+2)

Western Division Finals (1-4)

April 11	L	Atlanta 93 at Los Angeles 95 (-2)
April 13	L	Atlanta 102 at Los Angeles 104 (-2)
April 15	W	Los Angeles 80 at Atlanta 99 (+19)
April 17	L	Los Angeles 100 at Atlanta 95 (-15)
April 20	L	Atlanta 96 at Los Angeles 104 (-8)

1969-70 (4-5)

Western Division Semifinals (4-1)

March 24	W	Chicago 111 at Atlanta 129 (+18)
March 28	W	Chicago 104 at Atlanta 124 (+20)
March 31	W	Atlanta 106 at Chicago 101 (+5)
April 3	L	Atlanta 120 at Chicago 131 (-11)
April 5	W	Chicago 107 at Atlanta 113 (+6)

Western Division Finals (0-4)

April 12	L	Los Angeles 119 at Atlanta 115 (-4)
April 14	L	Los Angeles 105 at Atlanta 94 (-11)
April 16	L	Atlanta 114 at Los Angeles 115 (-1)
April 19	L	Atlanta 114 at Los Angeles 133 (-19)

1970-71 (1-4)

Eastern Conference Semifinals (1-4)

March 25	L	Atlanta 101 at New York 112 (-11)
March 27	W	Atlanta 113 at New York 104 (+9)
March 28	L	New York 110 at Atlanta 95 (-15)
March 30	L	New York 113 at Atlanta 107 (-6)
April 1	L	Atlanta 107 at New York 111 (-4)

1971-72 (2-4)

Eastern Conference Semifinals (2-4)

March 29	L	Atlanta 108 at Boston 126 (-18)
March 31	W	Boston 104 at Atlanta 113 (+9)
April 2	L	Atlanta 113 at Boston 136 (-23)
April 4	W	Boston 110 at Atlanta 112 (+2)
April 7	L	Atlanta 114 at Boston 124 (-10)
April 9	L	Boston 127 at Atlanta 118 (-9)

1972-73 (2-4)

Eastern Conference Semifinals (2-4)

April 1	L	Atlanta 109 at Boston 134 (-25)
April 4	L	Boston 126 at Atlanta 113 (-13)
April 6	W	Atlanta 118 at Boston 105 (+13)
April 8	W	Boston 94 at Atlanta 97 (+3)
April 1		

HAWKS PLAYOFF SCORES, CONT.

1982-83 (1-2)	
Eastern Conference First Round (1-2)	
April 19	L..... Atlanta 95 at Boston 103 (-8)
April 22	W..... Boston 93 at Atlanta 95 (+2)
April 24	L..... Atlanta 79 at Boston 98 (-19)
1983-84 (2-3)	
Eastern Conference First Round (2-3)	
April 17	L..... Atlanta 89 at Milwaukee 105 (-16)
April 19	L..... Atlanta 81 at Milwaukee 101 (-4)
April 21	W..... Milwaukee 84 at Atlanta 103 (+9)
April 24	W..... Milwaukee 97 at Atlanta 100 (+3)
April 26	L..... Atlanta 89 at Milwaukee 118 (-29)
1985-86 (4-5)	
Eastern Conference First Round (3-1)	
April 17	W..... Detroit 122 at Atlanta 140 (+18)
April 19	W..... Detroit 125 at Atlanta 137 (+12)
April 22	L..... Atlanta 97 at Detroit 106 (-9)
April 25	W..... Atlanta 114 at Detroit 113 (+1)
Eastern Conference Semifinals (1-4)	
April 27	L..... Atlanta 91 at Boston 103 (-12)
April 29	L..... Atlanta 108 at Boston 119 (+11)
May 2	L..... Boston 111 at Atlanta 107 (-4)
May 4	L..... Boston 94 at Atlanta 106 (+12)
May 6	L..... Atlanta 99 at Boston 132 (-33)
1986-87 (4-5)	
Eastern Conference First Round (3-1)	
April 2	W..... Indiana 94 at Atlanta 110 (+16)
April 26	W..... Indiana 93 at Atlanta 94 (+1)
April 29	L..... Atlanta 87 at Indiana 96 (-9)
May 1	W..... Atlanta 101 at Indiana 97 (+4)
Eastern Conference Semifinals (1-4)	
May 3	L..... Detroit 112 at Atlanta 111 (-1)
May 5	W..... Detroit 102 at Atlanta 115 (+13)
May 8	L..... Atlanta 99 at Detroit 108 (-9)
May 10	L..... Atlanta 88 at Detroit 89 (-1)
May 13	L..... Detroit 101 at Atlanta 96 (-5)
1987-88 (6-6)	
Eastern Conference First Round (3-2)	
April 29	W..... Milwaukee 107 at Atlanta 110 (+3)
May 1	W..... Milwaukee 97 at Atlanta 104 (+7)
May 4	L..... Atlanta 115 at Milwaukee 123 (-8)
May 6	L..... Atlanta 99 at Milwaukee 105 (-6)
May 8	W..... Milwaukee 111 at Atlanta 121 (+10)
Eastern Conference Semifinals (3-4)	
May 11	L..... Atlanta 101 at Boston 110 (-9)
May 13	L..... Atlanta 97 at Boston 108 (-11)
May 15	W..... Boston 92 at Atlanta 110 (+18)
May 16	W..... Boston 109 at Atlanta 118 (+9)
May 18	W..... Atlanta 112 at Boston 104 (+8)
May 20	L..... Boston 102 at Atlanta 100 (-2)
May 22	L..... Atlanta 116 at Boston 118 (-2)
1988-89 (2-3)	
Eastern Conference First Round (2-3)	
April 27	W..... Milwaukee 92 at Atlanta 100 (+8)
April 29	L..... Milwaukee 108 at Atlanta 98 (-10)
May 2	L..... Atlanta 113 at Milwaukee 117 (-4)
May 5	W..... Atlanta 113 at Milwaukee 106 (+7)
May 7	L..... Milwaukee 96 at Atlanta 92 (-4)
1990-91 (2-3)	
Eastern Conference First Round (2-3)	
April 26	W..... Atlanta 103 at Detroit 98 (+5)
April 28	L..... Atlanta 88 at Detroit 101 (-13)
April 30	L..... Detroit 103 at Atlanta 91 (-12)
May 2	W..... Detroit 111 at Atlanta 123 (+12)
May 5	L..... Atlanta 81 at Detroit 113 (-32)
1992-93 (0-3)	
Eastern Conference First Round (0-3)	
April 30	L..... Atlanta 90 at Chicago 114 (-24)
May 2	L..... Atlanta 102 at Chicago 117 (-15)
May 4	L..... Chicago 98 at Atlanta 88 (-10)
1993-94 (5-6)	
Eastern Conference First Round (3-2)	
April 28	L..... Miami 93 at Atlanta 88 (-5)
April 30	W..... Miami 86 at Atlanta 104 (+18)
May 3	W..... Atlanta 86 at Miami 90 (-4)
May 5	W..... Atlanta 103 at Miami 89 (+14)
May 8	W..... Miami 91 at Atlanta 102 (+11)
Eastern Conference Semifinals (2-4)	
May 10	L..... Indiana 96 at Atlanta 85 (-11)
May 12	W..... Indiana 69 at Atlanta 92 (+23)
May 14	L..... Atlanta 81 at Indiana 101 (-20)
May 15	L..... Atlanta 86 at Indiana 102 (-16)
May 17	W..... Indiana 76 at Atlanta 86 (+12)
May 19	L..... Atlanta 79 at Indiana 98 (-19)
1994-95 (0-3)	
Eastern Conference First Round (0-3)	
April 27	L..... Atlanta 82 at Indiana 90 (-8)
April 29	L..... Atlanta 97 at Indiana 105 (-8)
May 2	L..... Indiana 105 at Atlanta 89 (-16)

1995-96 (4-6)	
Eastern Conference First Round (3-2)	
April 25	W..... Atlanta 92 at Indiana 80 (+12)
April 27	L..... Atlanta 94 at Indiana 102 (ot) (-9)
April 29	W..... Indiana 83 at Atlanta 90 (+7)
May 2	L..... Indiana 83 at Atlanta 75 (-9)
May 5	W..... Atlanta 89 at Indiana 87 (+2)
Eastern Conference Semifinals (1-4)	
May 8	L..... Atlanta 105 at Orlando 117 (-12)
May 10	L..... Atlanta 94 at Orlando 120 (-26)
May 12	L..... Orlando 103 at Atlanta 96 (-7)
May 13	W..... Orlando 99 at Atlanta 104 (+5)
May 15	L..... Atlanta 88 at Orlando 96 (-8)
1996-97 (4-6)	
Eastern Conference First Round (3-2)	
April 25	W..... Detroit 75 at Atlanta 89 (+14)
April 27	L..... Detroit 93 at Atlanta 90 (-13)
April 29	W..... Atlanta 91 at Detroit 99 (-9)
May 2	W..... Atlanta 94 at Detroit 92 (+12)
May 4	W..... Detroit 79 at Atlanta 84 (+5)
Eastern Conference Semifinals (1-4)	
May 8	L..... Atlanta 97 at Chicago 100 (-3)
May 8	L..... Atlanta 103 at Chicago 95 (-28)
May 10	L..... Chicago 100 at Atlanta 80 (-20)
May 11	L..... Chicago 89 at Atlanta 80 (-9)
May 13	L..... Atlanta 92 at Chicago 107 (-15)
1997-98 (1-3)	
Eastern Conference First Round (1-3)	
April 23	L..... Atlanta 87 at Charlotte 97 (-10)
April 25	L..... Atlanta 85 at Charlotte 92 (-7)
April 28	W..... Charlotte 64 at Atlanta 96 (+32)
May 1	L..... Charlotte 91 at Atlanta 82 (-9)
1998-99 (3-6)	
Eastern Conference First Round (3-2)	
May 8	W..... Detroit 70 at Atlanta 90 (+20)
May 9	W..... Detroit 69 at Atlanta 89 (+20)
May 12	L..... Atlanta 83 at Detroit 79 (-16)
May 14	L..... Atlanta 82 at Detroit 103 (-21)
May 16	W..... Detroit 75 at Atlanta 87 (+12)
Eastern Conference Semifinals (0-4)	
May 18	L..... New York 100 at Atlanta 92 (-8)
May 20	L..... New York 77 at Atlanta 70 (-7)
May 23	L..... Atlanta 78 at New York 90 (-12)
May 24	L..... Atlanta 66 at New York 79 (-13)
2007-08 (3-4)	
Eastern Conference First Round (3-4)	
April 20	L..... Atlanta 81 at Boston 104 (-23)
April 23	L..... Atlanta 77 at Boston 96 (-19)
April 26	W..... Boston 93 at Atlanta 102 (+9)
April 28	W..... Boston 92 at Atlanta 97 (+5)
April 30	L..... Atlanta 85 at Boston 110 (-25)
May 2	W..... Boston 100 at Atlanta 103 (+3)
May 4	L..... Atlanta 65 at Boston 99 (-34)
2008-09 (4-7)	
Eastern Conference First Round (4-3)	
April 19	W..... Miami 64 at Atlanta 90 (+26)
April 22	W..... Miami 108 at Atlanta 93 (-15)
April 25	L..... Atlanta 78 at Miami 107 (-29)
April 27	W..... Atlanta 81 at Miami 71 (+10)
April 29	W..... Miami 91 at Atlanta 106 (+16)
May 1	L..... Atlanta 72 at Miami 98 (-26)
May 3	W..... Miami 78 at Atlanta 91 (+13)
Eastern Conference Semifinals (0-4)	
May 5	L..... Atlanta 72 at Cleveland 99 (-27)
May 7	L..... Atlanta 85 at Cleveland 105 (-20)
May 9	W..... Cleveland 97 at Atlanta 82 (-15)
May 11	L..... Cleveland 84 at Atlanta 74 (-10)
2009-10 (4-7)	
Eastern Conference First Round (4-3)	
April 17	W..... Milwaukee 92 at Atlanta 102 (+10)
April 20	W..... Milwaukee 86 at Atlanta 96 (+10)
April 24	L..... Atlanta 89 at Milwaukee 107 (-18)
April 26	L..... Atlanta 104 at Milwaukee 111 (-7)
April 28	L..... Milwaukee 91 at Atlanta 87 (-4)
April 30	W..... Atlanta 83 at Milwaukee 89 (+4)
May 2	W..... Milwaukee 74 at Atlanta 95 (+21)
Eastern Conference Semifinals (0-4)	
May 4	L..... Atlanta 71 at Orlando 114 (-43)
May 6	L..... Atlanta 98 at Orlando 112 (-14)
May 8	L..... Orlando 105 at Atlanta 75 (-30)
May 10	L..... Orlando 98 at Atlanta 84 (-14)
2010-11 (6-6)	
Eastern Conference First Round (4-2)	
April 16	W..... Atlanta 103 at Orlando 93 (+10)
April 19	L..... Atlanta 82 at Orlando 88 (-6)
April 22	W..... Orlando 84 at Atlanta 88 (+4)
April 24	W..... Orlando 85 at Atlanta 88 (+3)
April 26	W..... Atlanta 76 at Orlando 101 (+25)
April 28	W..... Orlando 81 at Atlanta 84 (+3)

HAWKS PLAYOFF SCORES, CONT.

2011-12 (2-4)	
Eastern Conference First Round (2-4)	
April 29	W..... Boston 74 at Atlanta 83 (+9)
May 1	L..... Boston 87 at Atlanta 80 (-7)
May 4	L..... Atlanta 84 at Boston 90 OT (-6)
May 6	L..... Atlanta 79 at Boston 101 (-22)
May 8	W..... Boston 85 at Atlanta 87 (+1)
May 10	L..... Atlanta 80 at Boston 83 (-3)
2012-13 (2-4)	
Eastern Conference First Round (2-4)	
April 21	L..... Atlanta 90 at Indiana 107 (-17)
April 24	L..... Atlanta 88 at Indiana 113 (-15)
April 27	W..... Indiana 69 at Atlanta 90 (+21)
April 29	W..... Indiana 91 at Atlanta 102 (+11)
May 1	L..... Atlanta 83 at Indiana 106 (-23)
May 3	L..... Indiana 81 at Atlanta 73 (-8)
2013-14 (3-4)	
Eastern Conference First Round (3-4)	
April 19	W..... Atlanta 101 at Indiana 93 (+8)
April 22	L..... Atlanta 85 at Indiana 101 (-16)
April 24	W..... Indiana 85 at Atlanta 98 (+13)
April 26	L..... Indiana 91 at Atlanta 88 (-3)
April 28	W..... Atlanta 107 at Indiana 97 (+10)
May 1	L..... Indiana 95 at Atlanta 88 (-7)
May 3	L..... Atlanta 80 at Indiana 92 (-12)
2014-15 (8-8)	
Eastern Conference First Round (4-2)	
April 19	W..... Brooklyn 92 at Atlanta 99 (+7)
April 22	W..... Brooklyn 91 at Atlanta 96 (+5)
April 25	W..... Atlanta 83 at Brooklyn 91 (-8)
April 27	L..... Atlanta 115 at Brooklyn 120 OT (-5)
April 29	W..... Brooklyn 97 at Atlanta 107 (+10)
May 1	W..... Atlanta 111 at Brooklyn 87 (+24)
Eastern Conference Semifinals (4-2)	
May 3	L..... Washington 104 at Atlanta 98 (-6)
May 5	W..... Washington 90 at Atlanta 106 (+16)
May 9	L..... Atlanta 101 at Washington 103 (-2)
May 11	W..... Atlanta 106 at Washington 101 (+5)
May 13	W..... Washington 81 at Atlanta 82 (+1)
May 15	W..... Atlanta 94 at Washington 91 (+3)
Eastern Conference Finals (0-4)	
May 20	L..... Cleveland 97 at Atlanta 89 (-8)
May 22	L..... Cleveland 94 at Atlanta 82 (-12)
May 24	L..... Atlanta 111 at Cleveland 114 OT (-3)
May 26	L..... Atlanta 88 at Cleveland 118 (-30)
2015-16 (4-6)	
Eastern Conference First Round (4-2)	
April 16	W..... Boston 101 at Atlanta 102 (+1)
April 19	W..... Boston 72 at Atlanta 89 (+17)
April 22	L..... Atlanta 103 at Boston 111 (-8)
April 24	L..... Atlanta 95 at Boston 104 OT (-9)
April 26	W..... Boston 83 at Atlanta 110 (+27)
April 28	W..... Atlanta 104 at Boston 92 (+12)

Eastern Conference Semifinals (0-4)	
May 2	L..... Atlanta 93 at Cleveland 104 (-11)
May 4	L..... Atlanta 98 at Cleveland 123 (-25)
May 6	L..... Cleveland 121 at Atlanta 108 (-13)
May 8	L..... Cleveland 100 at Atlanta 99 (-11)
2016-17 (2-4)	
Eastern Conference First Round (2-4)	
April 16	L..... Atlanta 107 at Washington 114 (-7)
April 19	L..... Atlanta 101 at Washington 109 (-8)
April 22	W..... Washington 98 at Atlanta 116 (+18)
April 24	W..... Washington 101 at Atlanta 111 (+16)
April 26	L..... Atlanta 99 at Washington 103 (-4)
April 28	L..... Washington 115 at Atlanta 99 (-16)
2020-21 (10-8)	
Eastern Conference First Round (4-1)	
May 23	W..... Atlanta 107 at New York 105 (+2)
May 26	L..... Atlanta 92 at New York 101 (-9)
May 28	W..... New York 94 at Atlanta 105 (+11)
May 30	W..... New York 96 at Atlanta 113 (+17)
June 2	W..... Atlanta 103 at New York 89 (+14)
Eastern Conference Semifinals (4-3)	
June 6	W..... Atlanta 128 at Philadelphia 124 (+4)
June 8	L..... Atlanta 102 at Philadelphia 118 (-16)
June 11	L..... Philadelphia 127 at Atlanta 111 (-16)
June 14	W..... Philadelphia 100 at Atlanta 103 (+3)
June 16	W..... Atlanta 109 at Philadelphia 106 (+3)
June 18	L..... Philadelphia 104 at Atlanta 99 (-5)
June 20	W..... Atlanta 103 at Philadelphia 96 (+7)
Eastern Conference Finals (2-4)	
June 23	W..... Atlanta 116 at Milwaukee 113 (+3)
June 25	L..... Atlanta 91 at Milwaukee 125 (-34)
June 27	L..... Milwaukee 113 at Atlanta 102 (-9)
June 29	W..... Milwaukee 88 at Atlanta 110 (+22)
July 1	L..... Atlanta 112 at Milwaukee 123 (-11)
July 3	L..... Milwaukee 118 at Atlanta 107 (-11)
2021-22 (1-4)	
Eastern Conference First Round (1-4)	
April 17	L..... Atlanta 91 at Miami 115 (-24)
April 19	L..... Atlanta 105 at Miami 115 (-10)
April 22	W..... Miami 110 at Atlanta 111 (+1)
April 24	L..... Miami 110 at Atlanta 86 (-24)
April 26	L..... Atlanta 94 at Miami 97 (-3)

Young & Capela



ATLANTA HAWKS PLAYOFF HIGHS / ALL - TIME LEADERS

GAMES PLAYED

Al Horford	74
Jeff Teague	62
Tree Rollins	56
Josh Smith	52
Dominique Wilkins	51
Mookie Blaylock	50
Kevin Willis	49
Joe Johnson	47
Glenn Rivers	44
Marvin Williams	42

POINTS

Dominique Wilkins	1,345
Al Horford	958
Lou Hudson	894
Joe Johnson	846
Jeff Teague	823
Josh Smith	820
Mookie Blaylock	731
Kevin Willis	721
Steve Smith	718
Paul Millsap	692

REBOUNDS

Al Horford	620
Kevin Willis	444
Josh Smith	441
Bill Bridges	436
Paul Millsap	365
Tree Rollins	392
Walt Bellamy	367
Paul Millsap	365
Dominique Wilkins	332
Dikembe Mutombo	299

ASSISTS

Glenn Rivers	348
Mookie Blaylock	326
Jeff Teague	290
Al Horford	221
Anthony Webb	198
Joe Johnson	183
Trae Young	182
Josh Smith	153
Dennis Schröder	144
Dominique Wilkins	135

SCORING AVERAGE (Minimum 10 Games)

Dominique Wilkins	26.4
Trae Young	25.6
Pete Maravich	25.5
Lou Hudson	24.2
Zelmo Beaty	22.5

FIELD GOALS MADE

Dominique Wilkins	488
Al Horford	406
Lou Hudson	367
Joe Johnson	319
Josh Smith	306
Kevin Willis	302
Jeff Teague	289
Mookie Blaylock	263
Steve Smith	240
Paul Millsap	235

FIELD GOALS ATTEMPTED

Dominique Wilkins	1,138
Al Horford	840
Lou Hudson	816
Joe Johnson	782
Josh Smith	725
Jeff Teague	719
Mookie Blaylock	702
Kevin Willis	592
Steve Smith	574
Paul Millsap	548

FREE THROWS MADE

Dominique Wilkins	350
Josh Smith	193
Jeff Teague	193
Paul Millsap	187
Steve Smith	169
Glenn Rivers	166
Lou Hudson	160
Joe Johnson	144
Trae Young	142
Al Horford	132

FREE THROWS ATTEMPTED

Dominique Wilkins	426
Josh Smith	283
Paul Millsap	242
Jeff Teague	222
Glenn Rivers	221
Steve Smith	204
Lou Hudson	199
Joe Johnson	186
Al Horford	173
Kevin Willis	169

PLAYOFF HIGHS / ALL - TIME, CONTINUED

HAWKS FRANCHISE PLAYOFF LEADERS

Games Played Cliff Hagan.....	90	Field Goals Attempted Bob Pettit.....	1,834
Points Bob Pettit.....	2,240	Free Throws Made Bob Pettit.....	708
Rebounds Bob Pettit.....	1,304	Free Throws Attempted Bob Pettit.....	915
Assists Lenny Wilkens	372	Scoring Average (Minimum 10 Games) Dominique Wilkins	26.4
Field Goals Made Bob Pettit.....	766		

HAWKS INDIVIDUAL PLAYOFF RECORDS (*) NBA RECORD

TOTAL	PLAYER	TEAM	DATE
-------	--------	------	------

MOST POINTS

50	Dominique Wilkins	Atlanta vs. Detroit	4-19-86
50	Bob Pettit	St. Louis vs. Boston	4-12-58
48	Trae Young	Atlanta at Milwaukee	6-23-21
47	Dominique Wilkins	Atlanta at Boston	5-22-88

MOST REBOUNDS

36	Bill Bridges	Atlanta at New York	3-27-71
32	Bill Bridges	St. Louis vs. San Francisco	4-05-67
32	Bill Bridges	Atlanta at Chicago	4-03-70
23	Walt Bellamy	Atlanta vs. Chicago	4-05-70
25	Bill Bridges	Atlanta vs. Houston	3-27-69

FIELD GOALS MADE

19	Paul Millsap	Atlanta at Boston	4-24-16
19	Dominique Wilkins	Atlanta at Boston	5-22-88
19	Dominique Wilkins	Atlanta vs. Detroit	4-19-86
19	Bob Pettit	St. Louis vs. Boston	4-12-58

FIELD GOALS ATTEMPTED

37	Dominique Wilkins	Atlanta vs. Indiana	4-26-87
37	Dominique Wilkins	Atlanta at Detroit	4-25-86
34	2x, most recently: Trae Young	Atlanta at Milwaukee	6-23-21

FREE THROWS MADE

19	Bob Pettit	St. Louis vs. Boston	4-09-58
18	Zelmo Beaty	St. Louis vs. San Francisco	3-23-68
17	Trae Young	Atlanta at Philadelphia	6-16-21
16	2x, most recently: Pete Maravich	Atlanta vs. New York	4-01-71

FREE THROWS ATTEMPTED

24	Bob Pettit	St. Louis vs. Boston	4-09-58
22	Bill Bridges	St. Louis at San Francisco	4-01-67
21	Zelmo Beaty	St. Louis vs. San Francisco	3-23-67
20	Pete Maravich	Atlanta vs. New York	4-01-71

MOST ASSISTS

22	Glenn Rivers	Atlanta vs. Boston	5-16-88
18	4x, most recently: Trae Young	Atlanta vs. Philadelphia	6-14-21

MOST STEALS

8	Mookie Blaylock	Atlanta vs. Indiana	4-29-96
6	Kyle Korver	Atlanta vs. Washington	5-13-15
6	Grant Long	Atlanta at New York	5-24-99
5	seven times		

MOST BLOCKED SHOTS

7	Josh Smith	Atlanta vs. Boston	4-28-08
6	Dikembe Mutombo	Atlanta at Detroit	5-12-99
6	Dikembe Mutombo	Atlanta vs. Detroit	5-08-99
6	Dikembe Mutombo	Atlanta vs. Detroit	5-04-97

ATLANTA / ST. LOUIS PLAYOFF TEAM RECORDS

MOST POINTS

145	St. Louis at Detroit	3-25-58
143	St. Louis at Minneapolis	3-25-57
140	Atlanta vs. Detroit	4-17-86
137	Atlanta vs. Detroit	4-19-86
136	St. Louis at San Francisco	4-01-67

FEWEST POINTS

63	Atlanta at Detroit	5-12-99
65	Atlanta at Boston	5-04-08
66	Atlanta at New York	5-24-99
70	Atlanta vs. New York	5-20-99
71	two times	

LARGEST WINNING MARGIN

+44	St. Louis 145 at Detroit 101	3-25-58
+34	St. Louis 124 vs. Minneapolis 90	3-21-59
+32	Atlanta 96 vs. Charlotte 64	4-28-98
+30	St. Louis 127 vs. Minneapolis 97	3-24-59

LARGEST LOSING MARGIN

-58	St. Louis 75 at Minneapolis 133 (*)	3-25-58
-43	Atlanta 71 at Orlando 114	5-04-10
-35	Atlanta 76 at Philadelphia 111	4-21-82
-35	St. Louis 85 at San Francisco 120	4-03-64
-34	three times	

MOST POINTS, FIRST HALF

74	Atlanta at Philadelphia	6-06-21
71	Atlanta vs. Detroit	4-17-86
68	Atlanta vs. Detroit	4-19-86
67	Atlanta vs. Orlando	5-13-96
66	Atlanta vs. Boston	5-16-88

FEWEST POINTS, FIRST HALF

26	Atlanta at Boston	5-04-08
27	Atlanta at Detroit	5-12-99
29	Atlanta vs. Indiana	5-03-13
29	Atlanta at Miami	4-25-09
30	St. Louis at Minneapolis	3-19-56

MOST POINTS, SECOND HALF

69	Atlanta at Philadelphia	6-16-21
69	Atlanta at Boston	5-18-88
69	Atlanta vs. Detroit	4-19-86
69	Atlanta vs. Detroit	4-17-86
65	Atlanta vs. Detroit	5-02-91

FEWEST POINTS, SECOND HALF

28	Atlanta at Cleveland	5-05-09
28	Atlanta vs. Chicago	5-10-97
29	Atlanta at New York	5-24-99
30	Atlanta at Miami	5-01-09
31	Atlanta vs. Miami	4-19-09

MOST POINTS, FIRST QUARTER

44	Atlanta vs. Orlando	5-13-96
42	Atlanta at Philadelphia	6-06-21
40	St. Louis at Detroit	3-25-58
38	Atlanta vs. Washington	4-22-17
37	Atlanta vs. Washington	5-03-15

FEWEST POINTS, FIRST QUARTER

9	Atlanta at Boston	5-13-88
12	Atlanta at Miami	4-25-09
13	Atlanta at Orlando	4-26-11
13	Atlanta at Detroit	5-12-99
14	Atlanta at Milwaukee	4-19-84

MOST POINTS, SECOND QUARTER

45	St. Louis vs. Ft. Wayne	3-14-57
41	Atlanta at Indiana	4-28-14
41	Atlanta vs. Detroit	4-17-86
39	Atlanta vs. Miami	4-29-09
39	Atlanta vs. Detroit	4-19-86

FEWEST POINTS, SECOND QUARTER

9	Atlanta vs. Indiana	5-03-13
10	Atlanta at Orlando	5-04-10
10	Atlanta at Boston	5-04-08
12	Atlanta at Indiana	5-19-94
13	Atlanta at Indiana	5-03-14

MOST POINTS, THIRD QUARTER

42	Atlanta vs. Boston	4-26-16
41	Atlanta at Brooklyn	5-01-15
39	Atlanta at Boston	4-28-16
38	St. Louis vs. San Francisco	4-01-67
36	three times	

FEWEST POINTS, THIRD QUARTER

6	Atlanta at Boston (*)	5-06-86
11	Atlanta at Orlando	5-04-10
11	Atlanta at New York	5-23-99
11	Atlanta vs. Chicago	5-11-97
12	three times	

MOST POINTS, FOURTH QUARTER

43	Atlanta at Boston	5-18-88
40	Atlanta at Philadelphia	6-16-21
38	Atlanta vs. Detroit	5-02-91
38	Atlanta at Boston	5-06-86
37	Atlanta vs. Detroit	4-17-86

FEWEST POINTS, FOURTH QUARTER

11	Atlanta at Cleveland	5-05-09
11	Atlanta vs. Indiana	5-02-96
12	Atlanta vs. Chicago	5-10-97
13	Atlanta at Washington	4-15-79
14	four times	

ATLANTA / STL PLAYOFF TEAM RECORDS, CONT. (*) NBA RECORD

MOST POINTS, OVERTIME

17	St. Louis at Minneapolis (1st OT)	3-25-57
----	-----------------------------------	---------

FEWEST POINTS, OVERTIME

3	Atlanta at Boston	4-24-16
---	-------------------	---------

MOST FIELD GOALS MADE-GAME

59	Atlanta vs. Chicago	3-25-70
56	St. Louis at Minneapolis	3-25-57
55	St. Louis vs. Detroit	3-25-58
52	Atlanta at Boston	5-22-88
51	Atlanta vs. Detroit	4-17-86

FEWEST FIELD GOALS MADE-GAME

22	St. Louis at Minnesota	3-19-56
23	two times	
24	four times	
25	three times	

MOST FIELD GOALS ATT.-GAME

117	St. Louis vs. San Francisco	4-10-67
105	Atlanta vs. Houston (San Diego)	3-29-69
101	Atlanta vs. Philadelphia	6-14-21
101	Atlanta at Detroit	4-25-86
100	Atlanta at Boston	4-24-16

FEWEST FIELD GOALS ATT.-GAME

60	Atlanta at Boston	4-23-08
64	two times	
65	two times	
66	five times	

HIGHEST FIELD GOAL PCT.-GAME

.598	Atlanta vs. Detroit	4-19-86
.571	Atlanta at Boston	5-22-88
.564	Atlanta vs. Milwaukee	5-08-88
.560	Atlanta vs. Detroit	4-17-86
.543	two times	

LOWEST FIELD GOAL PCT.-GAME

.242	St. Louis at Minneapolis	3-19-56
.293	Atlanta at Boston	5-04-08
.295	Atlanta at New York	5-24-99
.296	Atlanta vs. New York	5-20-99
.297	Atlanta at Detroit	5-05-91

MOST 3FGM - GAME

20	Atlanta at Philadelphia	6-06-21
16	two times	
15	five times	
14	Atlanta vs. Boston	4-26-16
13	five times	

MOST 3FGM - GAME

47	Atlanta at Philadelphia	6-06-21
44	two times	
42	two times	4-24-16
40	two times	
39	Atlanta vs. New York	5-30-21

MOST FREE THROWS MADE-GAME

54	St. Louis vs. Minneapolis	3-17-56
44	Atlanta vs. Detroit	5-02-91
44	St. Louis vs. San Francisco	4-01-67
44	St. Louis vs. Boston	4-09-58
39	Atlanta vs. Detroit	4-19-86

FEWEST FREE THROWS MADE-GAME

5	Atlanta vs. New York	5-28-21
7	Atlanta at Indiana	4-21-13
7	Atlanta vs. Cleveland	5-09-09
7	Atlanta vs. Washington	4-20-79
9	seven times	

MOST FREE THROWS ATT.-GAME

70	St. Louis vs. Minneapolis (*)	3-17-56
57	St. Louis vs. Boston	4-09-58
53	Atlanta vs. Detroit	4-19-86
51	Atlanta vs. Detroit	5-02-91
48	Atlanta vs. Houston (San Diego)	4-06-69

FEWEST FREE THROWS ATT.-GAME

8	Atlanta vs. New York	5-28-21
10	Atlanta at Boston	5-10-12
10	Atlanta vs. Washington	4-20-79
11	Atlanta vs. Cleveland	5-09-09
12	four times	

MOST REBOUNDS-GAME

82	St. Louis vs. Los Angeles	4-09-66
63	Atlanta vs. Washington	4-20-79
60	Atlanta vs. Houston (San Diego)	4-06-69
56	Atlanta vs. Indiana	5-12-94
55	two times	

FEWEST REBOUNDS-GAME

23	Atlanta vs. Cleveland	5-09-09
28	four times	
29	three times	

MOST ASSISTS-GAME

40	Atlanta vs. Chicago	4-19-86
38	Atlanta vs. Boston	5-16-88
37	Atlanta vs. Boston	5-15-88
36	Atlanta vs. Detroit	4-17-86
34	Atlanta at Brooklyn	5-01-15

OPPONENT INDIVIDUAL PLAYOFF RECORDS (*) NBA RECORD

TOTAL	PLAYER	TEAM	DATE
MOST POINTS			
54	John Havlicek	Boston vs. Atlanta	4-01-73
50	Wilt Chamberlain	San Francisco vs. St. Louis	4-10-64
47	LeBron James	Cleveland at Atlanta	5-09-09
47	Rick Barry	San Francisco vs. St. Louis	4-16-67
47	Elgin Baylor	Los Angeles at St. Louis	3-27-61
MOST REBOUNDS			
40	Bill Russell	Boston vs. St. Louis	3-29-60
38	Bill Russell	Boston vs. St. Louis	4-11-61
26	Dave DeBusschere	Detroit vs. St. Louis	3-24-63
24	Moses Malone	Houston at Atlanta	4-13-79
21	Joel Embiid	Philadelphia at Atlanta	6-14-21
FIELD GOALS MADE			
24*	John Havlicek	Boston vs. Atlanta	4-01-73
22	Wilt Chamberlain	San Francisco at St. Louis	4-10-64
19	Wilt Chamberlain	San Francisco vs. St. Louis	4-16-64
19	Wilt Chamberlain	San Francisco at St. Louis	4-05-64
FIELD GOALS ATTEMPTED			
45	Elgin Baylor	Los Angeles vs. St. Louis	3-27-61
38	Rick Barry	San Francisco vs. St. Louis	4-16-67
37	LeBron James	Cleveland vs. Atlanta	5-24-15
36	John Havlicek	Boston vs. Atlanta	4-01-73
36	Wilt Chamberlain	San Francisco at St. Louis	4-05-64
THREE-POINT FIELD GOALS MADE			
8	three times		
7	four times		
6	six times		
THREE-POINT FIELD GOALS ATTEMPTED			
15	Kevin Love	Cleveland at Atlanta	5-08-16
14	two times		
13	J.R. Smith	Cleveland vs. Atlanta	5-04-16
FREE THROWS MADE			
18	Elgin Baylor	Minneapolis vs. St. Louis	3-17-60
17	Paul George	Indiana vs. Atlanta	4-21-13
16	Dwyane Wade	Miami vs. Atlanta	5-01-09
15	Dwight Howard	Orlando vs. Atlanta	4-19-11
15	Latrell Sprewell	New York at Atlanta	5-20-99
FREE THROWS ATTEMPTED			
23	Jerry West	Los Angeles vs. Atlanta	4-19-70
23	Elgin Baylor	Minneapolis at St. Louis	3-17-60
22	Dwight Howard	Orlando vs. Atlanta	4-16-11
19	Dwight Howard	Orlando vs. Atlanta	4-19-11
19	Rick Barry	San Francisco at St. Louis	4-05-67
MOST ASSISTS			
19	Bob Cousy	Boston vs. St. Louis	4-09-58
16	Rajon Rondo	Boston at Atlanta	4-29-12
16	Isiah Thomas	Detroit at Atlanta	4-17-86
MOST STEALS			
7	Dennis Johnson	Boston vs. Atlanta	4-29-86
BLOCKED SHOTS			
8	Darryl Dawkins	Philadelphia vs. Atlanta	4-21-82

OPPONENT TEAM PLAYOFF RECORDS (*) NBA RECORD

MOST POINTS			MOST POINTS, SECOND QUARTER		
143	San Francisco at St. Louis	4-01-67	46	Boston vs. St. Louis (*)	3-27-60
140	Boston vs. St. Louis	3-27-60	43	Milwaukee vs. Atlanta	6-25-21
136	Boston vs. Atlanta	4-02-72	39	Cleveland vs. Atlanta	5-04-16
136	Boston vs. St. Louis	3-30-58	37	Detroit at Atlanta	5-02-91
135	Minneapolis vs. St. Louis	3-25-57	36	Miami vs. Atlanta	4-17-22
FEWEST POINTS			FEWEST POINTS, SECOND QUARTER		
64	Miami at Atlanta	4-19-09	13	New York at Atlanta	5-28-21
64	Charlotte at Atlanta	4-28-98	13	Indiana at Atlanta	4-26-14
69	Milwaukee vs. Atlanta	4-30-10	13	Indiana vs. Atlanta	4-25-96
69	Indiana at Atlanta	4-27-13	13	Indiana vs. Atlanta	4-27-95
69	Detroit at Atlanta	5-10-99	13	Indiana at Atlanta	5-12-94
69	Indiana at Atlanta	5-12-94	MOST POINTS, THIRD QUARTER		
MOST POINTS, FIRST HALF			44	Milwaukee vs. Atlanta	7-03-21
77	Milwaukee vs. Atlanta	6-15-21	44	Detroit vs. Atlanta	5-08-87
76	Cleveland vs. Atlanta	5-04-16	44	San Francisco vs. St. Louis	4-01-67
66	Boston vs. Atlanta	5-06-86	42	Chicago vs. Atlanta	4-03-70
66	Detroit at Atlanta	4-19-86	38	two times	
65	three times		FEWEST POINTS, THIRD QUARTER		
FEWEST POINTS, FIRST HALF			10	Detroit at Atlanta	5-10-99
28	Boston at Atlanta	4-19-16	11	Milwaukee vs. Atlanta	4-30-10
30	Indiana at Atlanta	4-27-13	11	Detroit at Atlanta	5-08-99
32	Charlotte at Atlanta	4-28-98	12	Charlotte at Atlanta	4-28-98
32	Indiana at Atlanta	5-12-94	13	Miami vs. Atlanta	4-27-09
33	Boston vs. Atlanta	4-28-16	MOST POINTS, FOURTH QUARTER		
MOST POINTS, SECOND HALF			41	Philadelphia vs. Atlanta	6-06-21
78	San Francisco vs. St. Louis	4-01-67	41	Milwaukee at Atlanta	5-08-88
74	Chicago vs. Atlanta	4-03-70	39	Detroit at Atlanta	5-13-87
71	Milwaukee vs. Atlanta	7-03-21	36	two times	
70	Philadelphia vs. Atlanta	6-06-21	35	Washington vs. Atlanta	4-19-17
69	two times		FEWEST POINTS, FOURTH QUARTER		
FEWEST POINTS, SECOND HALF			7	Miami at Atlanta	4-19-09
25	Miami at Atlanta	4-19-09	10	Cleveland at Atlanta	5-22-15
25	Detroit at Atlanta	5-10-99	11	Boston vs. Atlanta	5-06-12
27	Detroit at Atlanta	5-08-99	11	Detroit at Atlanta	5-16-99
29	Miami vs. Atlanta	4-27-09	12	two times	
31	New York vs. Atlanta	5-24-99	MOST POINTS, OVERTIME		
MOST POINTS, FIRST QUARTER			17	Minneapolis vs. St. Louis (1st OT)	3-25-57
38	three times		FEWEST POINTS, OVERTIME		
37	Boston vs. Atlanta	4-22-16	4	Minneapolis vs. St. Louis (2nd OT)	3-25-57
36	four times		FEWEST POINTS, FIRST QUARTER		
FEWEST POINTS, FIRST QUARTER			7	Boston at Atlanta	4-19-16
13	Milwaukee at Atlanta	5-02-10	13	Indiana at Atlanta	4-27-13
14	Indiana at Atlanta	4-27-13	15	two times	
15	two times		16	three times	
16	three times				

OPPONENT PLAYOFF TEAM RECORDS, CONT. (*) NBA RECORD

MOST FIELD GOALS MADE-GAME

61	Boston vs. St. Louis	3-27-60
58	San Francisco vs. St. Louis	4-01-67
53	Chicago vs. Atlanta	4-03-70
52	Boston vs. Atlanta	4-29-86
50	three times	

FEWEST FIELD GOALS MADE-GAME

22	Indiana at Atlanta	4-27-13
23	Miami vs. Atlanta	4-27-09
25	Milwaukee vs. Atlanta	4-30-10
25	Charlotte at Atlanta	4-28-98
26	three times	

MOST FIELD GOALS ATT.-GAME

109	Chicago vs. Atlanta	4-03-70
108	Chicago at St. Louis	3-25-67
107	Detroit vs. Atlanta	4-25-86
102	four times	

FEWEST FIELD GOALS ATT.-GAME

61	Miami vs. Atlanta	4-27-09
63	Miami at Atlanta	5-03-09
65	four times	
66	Indiana vs. Atlanta	4-25-96
66	Indiana vs. Atlanta	5-01-87

HIGHEST FIELD GOAL PCT.-GAME

.608	Boston vs. Atlanta	5-22-88
.591	Boston at Atlanta	5-02-86
.588	Charlotte vs. Atlanta	4-23-98
.582	Philadelphia at Atlanta	6-11-21
.578	Orlando vs. Atlanta	5-08-96

LOWEST FIELD GOAL PCT.-GAME

.272	Indiana at Atlanta	4-27-13
.318	two times	
.326	Milwaukee at Atlanta	5-02-10
.329	Milwaukee vs. Atlanta	4-30-10
.341	Boston at Atlanta	5-04-86

MOST 3FGM, GAME

25	Cleveland vs. Atlanta	5-04-16
21	Cleveland at Atlanta	5-06-16
18	Miami vs. Atlanta	4-17-22
17	Milwaukee at Atlanta	7-03-21
16	two times	

MOST 3FGA, GAME

45	three times	
42	Miami at Atlanta	4-24-22
41	Milwaukee vs. Atlanta	6-25-21
39	two times	
38	Miami vs. Atlanta	4-17-22

MOST FREE THROWS MADE-GAME

41	Milwaukee at Atlanta	5-04-88
41	Philadelphia vs. Atlanta	4-09-80
40	San Francisco at St. Louis	4-12-67
38	Philadelphia vs. Atlanta	4-06-80
36	two times	

FEWEST FREE THROWS MADE-GAME

8	six times	
---	-----------	--

MOST FREE THROWS ATT.-GAME

60	Los Angeles at Atlanta	4-12-70
53	San Francisco at St. Louis	4-12-67
49	Philadelphia vs. Atlanta	4-09-80
48	Philadelphia vs. Atlanta	4-06-80
47	two times	

FEWEST FREE THROWS ATT.-GAME

10	Chicago at Atlanta	5-12-11
11	Detroit vs. Atlanta	5-14-99
11	Chicago vs. Atlanta	5-10-97
12	four times	

MOST REBOUNDS-GAME

62	Chicago vs. Atlanta	4-30-93
58	Chicago vs. Atlanta	5-04-11
57	Washington at Atlanta	4-22-79
56	Cleveland vs. Atlanta	5-26-15
56	Cleveland vs. Atlanta	5-24-15

FEWEST REBOUNDS-GAME

21	Detroit vs. Atlanta	4-29-97
26	Detroit at Atlanta	5-16-99
27	Charlotte vs. Atlanta	4-23-98
27	Boston vs. Atlanta	5-22-88
29	Miami at Atlanta	4-29-09

HAWKS YEARLY PLAYOFF STATS

1968-69 PLAYOFF STATS

(Defeated San Diego, 4-2 ... Lost to Los Angeles, 4-1)

	G	Min	FGM	FGA	Pct.	FTM	FTA	Pct.	Reb	Asst	PF	DQ	Pts	Avg
Beaty	11	473	102	236	.432	43	64	.672	142	25	47	0	247	22.5
Hudson	11	424	101	216	.468	40	52	.769	59	32	43	1	242	22.0
Bridges	11	442	69	156	.442	34	48	.708	178	37	48	2	172	15.6
Caldwell	11	404	65	134	.485	32	69	.466	55	37	40	1	162	14.7
Hazzard	11	360	53	135	.393	48	61	.787	33	43	38	0	154	14.0
Ohl	11	194	30	86	.349	13	22	.591	13	16	25	0	73	6.6
Silas	11	258	21	58	.362	19	37	.514	92	21	32	0	61	5.5
Davis	8	52	4	15	.267	5	8	.625	17	1	7	0	13	1.6
Guerin	3	32	1	4	.250	1	2	.500	5	7	8	0	3	1.0
Harlicka	1	1	0	0	.000	0	0	.000	0	0	1	0	0	0.0

1969-70 PLAYOFF STATS

(Defeated Chicago, 4-1 ... Lost to Los Angeles, 4-0)

	G	Min	FGM	FGA	Pct.	FTM	FTA	Pct.	Reb	Asst	PF	DQ	Pts	Avg
Caldwell	9	393	93	198	.470	39	60	.650	45	38	34	1	225	25.0
Hudson	9	360	78	187	.417	41	50	.820	40	33	34	2	197	21.9
Hazzard	7	255	65	130	.500	20	32	.625	24	54	23	0	150	21.4
Bellamy	9	368	59	126	.468	33	46	.717	140	35	32	0	151	16.8
Guerin	2	56	13	21	.619	7	7	1.000	8	4	6	0	33	16.5
Bridges	9	381	44	110	.400	16	27	.593	154	29	37	1	104	11.6
Beard	9	146	31	65	.477	19	26	.731	26	8	19	0	81	9.0
Newmark	6	42	15	33	.455	4	4	1.000	12	2	8	0	34	5.7
Davis	9	117	14	37	.378	10	17	.588	30	6	24	1	38	4.2
Gregor	7	67	6	21	.286	4	6	.667	17	2	14	0	16	2.3

1970-71 PLAYOFF STATS

(Lost to New York, 4-1)

	G	Min	FGM	FGA	Pct.	FTM	FTA	Pct.	Reb	Asst	PF	DQ	Pts	Avg
Hudson	5	213	49	108	.454	29	39	.744	35	15	19	0	127	25.4
Maravich	5	199	46	122	.377	18	26	.692	26	24	14	0	110	22.0
Bellamy	5	216	41	69	.594	22	29	.759	72	10	16	0	104	20.8
Hazzard	5	202	25	76	.329	20	25	.800	25	27	22	1	70	14.0
Davis	5	119	17	36	.472	22	27	.815	22	4	17	1	56	11.2
Bridges	5	229	23	58	.397	3	9	.333	104	5	17	0	49	9.8
Chambers	4	22	3	9	.333	1	2	.500	5	0	4	0	7	1.8

1971-72 PLAYOFF STATS

(Lost to Boston, 4-2)

	G	Min	FGM	FGA	Pct.	FTM	FTA	Pct.	Reb	Asst	PF	DQ	Pts	Avg
Maravich	6	219	54	121	.446	58	71	.817	32	28	24	0	166	27.7
Hudson	6	266	63	139	.453	24	29	.828	33	21	13	0	150	25.0
Bellamy	6	247	42	86	.488	27	43	.628	82	11	20	0	111	18.5
Gilliam	6	173	28	71	.394	10	11	.909	30	33	15	0	66	11.0
Washington	6	209	28	58	.483	9	16	.563	48	10	20	0	65	10.8
Adams	6	188	20	56	.357	16	23	.696	38	12	25	1	56	9.3
Trapp	6	66	19	44	.432	3	8	.375	18	5	13	0	41	6.8
May	3	31	3	9	.333	6	8	.750	8	1	3	0	12	4.0
Payne	1	5	1	1	1.000	2	5	.400	4	0	1	0	4	4.0
Christian	6	34	3	8	.375	1	1	1.000	7	0	10	0	7	1.2
Haliburton	1	2	0	1	.000	0	0	.000	0	0	0	0	0	0.0

1972-73 PLAYOFF STATS

(Lost to Boston, 4-2)

	G	Min	FGM	FGA	Pct.	FTM	FTA	Pct.	Reb	Asst	PF	DQ	Pts	Avg
Hudson	6	255	76	166	.458	26	29	.897	47	17	16	0	178	29.7
Maravich	6	234	65	155	.419	27	34	.794	29	40	24	1	157	26.2
Bellamy	6	247	34	86	.395	14	31	.452	73	13	17	0	82	13.7
Gilliam	6	197	33	81	.407	5	5	1.000	21	31	19	1	71	11.8
Bracey	6	123	24	47	.511	11	16	.688	13	20	13	0	59	9.8
Washington	6	226	19	48	.396	5	17	.294	60	14	19	1	43	7.2
Trapp	6	99	11	32	.343	3	5	.600	21	3	21	0	25	4.2
Tschogl	3	11	5	8	.625	0	0	.000	4	1	0	0	10	3.3
Mast	4	15	5	5	1.000	0	0	.000	5	1	1	0	10	2.5
Wetzel	3	33	3	7	.429	0	0	.000	2	4	6	0	6	2.0

HAWKS YEARLY PLAYOFF STATS, CONT.

1977-78 PLAYOFF STATS

(Lost to Washington, 2-0)

	G	Min	FGM	FGA	Pct.	FTM	FTA	Pct.	Reb	Asst	PF	Stl	Blk	Pts	Avg
Drew	2	79	21	49	.429	10	16	.625	15	3	9	1	1	52	26.0
E. Johnson	2	64	12	19	.632	7	8	.875	6	6	10	8	1	31	15.5
Criss	2	65	10	24	.417	7	9	.778	4	3	5	4	1	27	13.5
McMillen	2	75	13	23	.565	0	0	.000	22	1	9	1	0	26	13.0
Hawes	2	71	7	18	.389	2	3	.667	17	8	5	1	2	16	8.0
Hill	2	61	6	15	.400	4	4	1.000	3	7	7	2	0	16	8.0
Rollins	2	51	7	12	.583	2	8	.250	9	1	8	1	4	16	8.0
O. Johnson	2	21	4	11	.364	0	0	—	3	2	4	1	1	8	4.0
Robertson	2	12	2	6	.333	1	2	.500	0	0	3	0	0	5	2.5
Brown	2	6	0	0	—	0	0	—	0	0	1	0	0	0	—

1978-79 PLAYOFF STATS

(Defeated Houston, 2-0 ... Lost to Washington, 4-3)

	G	Min	FGM	FGA	Pct.	FTM	FTA	Pct.	Reb	Asst	PF	Stl	Blk	Pts	Avg
Roundfield	9	338	61	133	.459	36	45	.800	106	25	44	8	23	158	17.6
Johnson	9	262	65	128	.508	18	25	.720	23	45	22	4	2	148	16.4
Drew	9	275	55	131	.420	35	46	.761	60	7	36	9	4	145	16.1
Furlow	9	244	55	113	.487	26	28	.929	32	29	15	7	2	136	15.1
Hawes	9	243	40	81	.494	9	12	.750	63	29	33	8	3	89	9.9
Hill	9	267	29	71	.408	8	12	.667	17	50	33	12	1	66	7.3
McMillen	9	163	20	46	.435	16	19	.842	34	7	21	2	1	56	6.2
Rollins	9	212	21	51	.412	9	13	.692	71	5	29	3	24	51	5.7
Criss	9	99	12	29	.414	9	10	.900	5	16	5	3	0	33	3.7
Givens	9	81	10	30	.333	3	3	1.000	21	3	9	1	2	23	2.6
Wilson	1	1	0	0	—	0	0	—	0	0	0	0	0	0	—

1979-80 PLAYOFF STATS

(Lost to Philadelphia, 4-1)

	G	Min	FGM	FGA	Pct.	FTM	FTA	Pct.	Reb	Asst	PF	Stl	Blk	Pts	Avg
Johnson	5	188	38	74	.514	21	28	.750	18	21	12	8	2	97	19.4
Roundfield	5	174	32	69	.464	22	35	.629	58	11	22	4	8	86	17.2
Drew	5	150	24	63	.381	25	35	.714	30	4	21	7	0	73	14.6
Criss	5	152	29	59	.492	11	12	.917	5	22	12	6	0	70	14.0
Hawes	5	149	18	41	.439	16	18	.889	35	12	22	9	1	52	10.4
Rollins	5	134	18	31	.581	6	10	.600	38	3	25	2	14	42	8.4
Hill	5	109	12	30	.400	11	12	.917	6	15	14	4	1	35	7.0
McElroy	5	32	4	9	.444	4	5	.800	2	4	1	0	0	12	2.4
Brown	5	58	4	13	.308	2	2	1.000	10	1	9	1	1	10	2.0
Givens	4	36	3	14	.214	0	0	—	5	3	7	2	0	6	1.5
Pellom	4	18	0	3	.000	1	3	.333	0	1	3	0	1	1	0.3

3-pt. field goals: Atlanta 1-7 (.143) - Roundfield 0-1 (.000), Criss 1-3 (.333), Hill 0-1 (.000), Brown 0-1 (.000), McElroy 0-1 (.000). Opponents 2-15 (.133).

1981-82 PLAYOFF STATS

(Lost to Philadelphia, 2-0)

	G	Min	FGM	FGA	Pct.	FTM	FTA	Pct.	Reb	Asst	PF	Stl	Blk	Pts	Avg
Roundfield	2	85	17	36	.472	8	14	.571	22	2	8	2	4	42	21.0
Drew	2	59	8	22	.364	7	12	.583	10	1	11	0	0	23	11.5
Johnson	2	67	9	26	.346	4	4	1.000	6	9	8	0	1	22	11.0
McMillen	2	47	8	13	.615	4	6	.667	7	1	5	3	0	20	10.0
Hawes	1	12	2	5	.400	3	4	.750	5	0	1	0	0	7	7.0
Macklin	2	30	4	8	.500	6	6	1.000	3	1	6	0	0	14	7.0
Sparrow	2	69	5	12	.417	4	4	1.000	8	11	7	2	0	14	7.0
Glenn	2	35	5	7	.714	2	2	1.000	1	2	3	3	0	12	6.0
Matthews	2	28	2	10	.200	4	4	1.000	0	4	4	0	1	8	4.0
Rollins	2	65	2	6	.333	3	4	.750	8	2	8	0	6	7	3.5
Pellom	1	4	1	3	.333	0	0	—	1	0	0	0	0	2	2.0
Williams	1	4	0	2	.000	0	0	—	0	0	0	0	0	0	—

3-pt. field goals: Atlanta 0-3 (.000) - Macklin 0-1 (.000), Sparrow 0-1 (.000), Williams 0-1 (.000). Opponents 0-1 (.000).

HAWKS YEARLY PLAYOFF STATS, CONT.

1982-83 PLAYOFF STATS

(Lost to Boston, 2-1)

	G	Min	FGM	FGA	Pct.	FTM	FTA	Pct.	Reb	Asst	PF	Stl	Blk	Pts	Avg
Roundfield	3	124	24	50	.480	5	11	.455	42	10	5	4	4	53	17.7
Davis	3	113	21	52	.404	9	10	.900	5	27	6	0	0	51	17.0
Wilkins	3	109	17	42	.405	12	14	.857	15	1	9	2	1	47	15.7
Macklin	3	78	11	24	.458	8	10	.800	15	2	12	2	2	30	10.0
Rollins	3	118	13	27	.481	3	9	.333	30	3	12	1	10	29	9.7
Glenn	3	67	12	22	.545	4	4	1.000	5	3	10	2	0	28	9.3
Matthews	3	38	3	9	.333	4	5	.800	0	11	5	0	1	10	3.3
McMillen	3	39	4	12	.333	2	2	1.000	7	2	5	1	2	10	3.3
Smith	2	15	1	5	.200	4	4	1.000	1	4	1	1	0	6	3.0
Edmonson	1	2	1	1	1.000	0	0	—	1	1	0	0	0	2	2.0
Brown	2	15	1	3	.333	1	2	.500	3	0	3	0	0	3	1.5
G. Johnson	1	2	0	0	—	0	0	—	0	0	0	0	0	0	—

3-pt. field goals: Atlanta 1-4 (.250) - Roundfield 0-1 (.000), Davis 0-1 (.000), Wilkins 1-1 (1.000), Matthews 0-1 (.000). Opponents 3-13 (.231).

1983-84 PLAYOFF STATS

(Lost to Milwaukee, 3-2)

	G	Min	FGM	FGA	Pct.	FTM	FTA	Pct.	Reb	Asst	PF	Stl	Blk	Pts	Avg
Wilkins	5	197	35	84	.417	26	31	.839	41	11	13	12	1	96	19.2
Roundfield	5	191	30	69	.435	25	35	.714	44	8	16	2	7	86	17.2
Rivers	5	130	16	32	.500	36	41	.878	10	16	16	12	4	68	13.6
Johnson	5	123	19	54	.352	15	22	.682	9	24	11	6	0	54	10.8
Davis	5	131	22	55	.400	6	6	1.000	10	24	10	1	0	50	10.0
Wittman	5	96	20	37	.541	0	0	.000	9	11	5	1	0	40	8.0
Brown	5	83	10	21	.476	10	12	.833	19	2	19	0	1	30	6.0
Rollins	5	152	10	25	.400	5	8	.625	34	1	23	2	10	25	5.0
Glenn	5	53	5	14	.357	0	0	.000	5	5	9	2	0	10	2.0
Hastings	5	32	2	9	.222	3	4	.750	8	1	4	1	0	7	1.4
Paultz	2	7	1	3	.333	0	0	.000	0	0	0	0	0	2	1.0
Landsberger	2	5	0	1	.000	0	0	—	1	0	1	0	0	0	0.0

3-pt. field goals: Atlanta 2-11 (.182) - Wilkins 0-1 (.000), Roundfield 1-1 (1.000), Rivers 0-3 (.000), Johnson 1-6 (.167). Opponents 6-21 (.286).

1985-86 PLAYOFF STATS

(Defeated Detroit, 3-1 ... Lost to Boston, 4-1)

	G	Min	FGM	FGA	Pct.	FTM	FTA	Pct.	Reb	Asst	PF	Stl	Blk	Pts	Avg
Wilkins	9	360	94	217	.433	68	79	.861	54	25	24	9	2	257	28.6
Wittman	9	348	71	135	.526	18	26	.692	24	30	16	10	1	160	17.8
Willis	9	280	55	98	.561	15	23	.652	65	5	38	7	8	125	13.9
Rivers	9	262	40	92	.435	31	42	.738	42	78	38	18	0	114	12.7
Webb	9	183	42	81	.519	26	33	.788	31	65	13	4	1	110	12.2
Rollins	9	248	26	47	.553	7	11	.636	78	3	32	2	15	59	6.6
Koncak	9	193	14	29	.483	26	46	.565	34	5	27	6	10	54	6.0
Levingston	9	180	22	37	.595	7	9	.778	41	3	23	4	9	52	5.8
Hastings	9	49	11	14	.786	5	11	.455	10	2	11	2	0	28	3.1
Davis	8	65	9	25	.360	4	4	1.000	6	15	6	2	0	22	2.8
Battle	6	27	4	11	.364	3	4	.750	4	2	5	2	0	11	1.8
Charles	4	15	3	4	.750	1	1	1.000	2	2	1	0	0	7	1.8

3-pt. field goals: Atlanta 6-21 (.286) - Wilkins 1-5 (.200), Wittman 0-1 (.000), Rivers 3-6 (.500), Webb 0-2 (.000), Levingston 1-1 (1.000), Hastings 1-4 (.250), Battle 0-1 (.000). Opponents 14-35 (.400).

1986-87 PLAYOFF STATS

(Defeated Indiana, 3-1 ... Lost to Detroit, 4-1)

	G	Min	FGM	FGA	Pct.	FTM	FTA	Pct.	Reb	Asst	PF	Stl	Blk	Pts	Avg
Wilkins	9	360	86	210	.410	66	74	.892	70	25	25	16	8	241	26.8
Wittman	9	300	67	121	.554	14	17	.824	18	30	22	4	4	148	16.4
Willis	9	356	60	115	.522	21	31	.677	83	6	33	9	7	141	15.7
Carr	9	162	39	56	.696	26	32	.813	27	13	36	3	8	104	11.6
Rivers	8	245	18	47	.383	26	52	.500	27	90					

HAWKS YEARLY PLAYOFF STATS, CONT.

1987-88 PLAYOFF STATS

(Defeated Milwaukee, 3-2 ... Lost to Boston, 4-3)

	G	Min	FGM	FGA	Pct.	FTM	FTA	Pct.	Reb	Asst	PF	Stl	Blk	Pts	Avg
Wilkins	12	473	137	300	.457	96	125	.768	77	34	24	16	6	374	31.2
Willis	12	462	80	138	.580	34	50	.680	108	11	51	10	10	194	16.2
Rivers	12	409	71	139	.511	39	43	.907	59	115	40	25	2	188	15.7
Wittman	12	344	66	122	.541	5	7	.714	26	43	26	7	1	137	11.4
Webb	12	211	35	81	.432	34	37	.919	20	56	22	9	0	106	8.8
Battle	12	166	32	67	.478	17	25	.680	20	26	14	2	0	81	6.8
Carr	12	210	36	68	.529	9	14	.643	41	15	47	4	17	81	6.8
Levingston	12	163	24	50	.480	12	16	.750	26	7	25	5	5	60	5.0
Rollins	12	333	20	36	.556	13	15	.867	17	6	46	10	19	53	4.4
Hastings	11	103	9	14	.643	8	8	1.000	71	3	21	3	1	26	2.4
Wood	4	4	1	1	1.000	0	0	—	0	1	0	0	0	3	0.8
Washburn	1	2	0	0	—	0	0	—	0	0	0	0	0	0	—

3-pt. field goals: Atlanta 14-54 (.259) - Wilkins 4-18 (.222), Willis 0-1 (.000), Rivers 7-22 (.318), Webb 2-8 (.250), Battle 0-2 (.000), Carr 0-1 (.000), Hastings 0-1 (.000), Wood 1-1 (.000), Opponents 21-70 (.300).

1988-89 PLAYOFF STATS

(Lost to Milwaukee, 3-2)

	G	Min	FGM	FGA	Pct.	FTM	FTA	Pct.	Reb	Asst	PF	Stl	Blk	Pts	Avg
Wilkins	5	212	52	116	.448	27	38	.711	27	17	5	4	8	136	27.2
Malone	5	197	32	64	.500	40	51	.784	60	9	5	7	4	105	21.0
Rivers	5	191	22	57	.386	17	24	.708	24	34	22	7	2	67	13.4
Koncak	5	192	18	29	.621	28	33	.848	48	4	23	2	8	64	12.8
Battle	5	118	20	46	.435	9	12	.750	13	16	13	2	0	49	9.8
Theus	5	127	14	38	.368	9	12	.750	7	24	18	1	0	37	7.4
Carr	5	81	13	21	.619	8	11	.727	8	7	13	0	4	34	6.8
Levingston	5	77	3	11	.273	9	10	.900	17	2	15	0	3	16	3.2
Webb	5	55	3	11	.273	2	2	1.000	4	15	6	4	0	8	1.6

3-pt. field goals: Atlanta 13-46 (.283) - Wilkins 5-17 (.294), Malone 1-1 (.000), Rivers 6-19 (.316), Battle 0-6 (.000), Theus 0-2 (.000), Levingston 1-1 (.000), Opponents 13-41 (.317).

1990-91 PLAYOFF STATS

(Lost to Detroit, 3-2)

	G	Min	FGM	FGA	Pct.	FTM	FTA	Pct.	Reb	Asst	PF	Stl	Blk	Pts	Avg
Wilkins	5	195	35	94	.372	32	35	.914	32	13	8	9	5	104	20.8
Rivers	5	173	30	64	.469	17	19	.895	20	15	14	5	2	78	15.6
Willis	5	159	27	67	.403	21	30	.700	45	5	22	3	1	77	15.4
Webb	5	154	25	57	.439	11	16	.688	22	24	13	7	1	66	13.2
Battle	5	107	16	44	.364	24	25	.960	10	11	11	1	0	58	11.6
Moncrief	5	91	11	22	.500	13	16	.813	16	2	16	3	0	36	7.2
Ferrell	5	73	8	18	.444	8	12	.667	17	3	10	0	0	24	4.8
Malone	5	84	4	20	.200	13	14	.929	31	3	4	2	1	21	4.2
McCormick	2	13	2	7	.286	2	3	.667	2	0	1	0	0	6	3.0
Koncak	5	133	4	14	.286	2	2	1.000	23	7	17	2	4	10	2.0
Leonard	2	5	2	2	1.000	0	0	—	2	0	0	0	0	4	2.0
Robinson	2	13	1	4	.250	0	0	—	1	1	1	1	0	2	1.0

3-pt. field goals: Atlanta 13-52 (.250) - Wilkins 2-15 (.133), Rivers 1-11 (.091), Willis 2-3 (.667), Webb 5-12 (.417), Battle 2-5 (.400), Moncrief 1-6 (.167), Opponents 23-59 (.390).

1992-93 PLAYOFF STATS

(Lost to Chicago, 3-0)

	G	Min	FGM	FGA	Pct.	FTM	FTA	Pct.	Reb	Asst	PF	Stl	Blk	Pts	Avg
Wilkins	3	113	32	75	.427	23	30	.767	16	9	8	3	1	90	30.0
Willis	3	103	21	45	.467	8	14	.571	26	3	13	2	0	50	16.7
Augmon	3	93	14	31	.452	8	12	.667	8	5	7	4	0	36	12.0
Ferrell	3	54	14	23	.609	4	5	.800	5	1	6	0	0	33	11.0
Blaylock	3	99	9	25	.360	5	6	.833	13	13	9	3	4	27	9.0
Keefe	3	53	7	13	.538	4	6	.667	13	6	7	1	0	18	6.0
Foster	1	5	1	3	.333	3	4	.750	1	0	0	0	0	5	5.0
Mays	1	20	2	4	.500	0	0	—	1	0	3	0	0	4	4.0
Henson	3	47	3	9	.333	0	0	—	4	5	4	4	0	8	2.7
Graham	2	27	2	8	.250	0	0	—	3	2	2	4	0	4	2.0
Breuer	1	17	1	4	.250	0	0	—	2	1	2	0	1	2	2.0
Koncak	3	89	1	10	.100	1	2	.500	24	4	9	3	5	3	1.0

3-pt. field goals: Atlanta 10-36 (.278) - Wilkins 3-12 (.250), Willis 0-1 (.000), Ferrell 1-3 (.333), Blaylock 4-12 (.333), Mays 0-1 (.000), Henson 2-5 (.400), Graham 0-2 (.000), Opponents 15-34 (.441).

HAWKS YEARLY PLAYOFF STATS, CONT.

1993-94 PLAYOFF STATS

(Defeated Miami, 3-2 ... Lost to Indiana, 4-3)

	G	Min	FGM	FGA	Pct.	FTM	FTA	Pct.	Reb	Asst	PF	Stl	Blk	Pts	Avg
Manning	11	426	84	172	.488	52	66	.788	77	37	39	15	9	220	20.0
Blaylock	11	415	48	141	.340	25	30	.833	55	98	22	24	5	143	13.0
Willis	11	362	59	129	.457	16	21	.762	119	11	37	8	5	134	12.2
Ehlo	11	317	50	118	.424	17	24	.708	30	40	32	11	0	125	11.4
Augmon	11	324	46	89	.517	27	38	.711	29	28	26	7	2	119	10.8
Ferrell	11	187	25	63	.397	27	36	.750	31	17	24	5	3	78	7.1
Lang	11	234	29	63	.460	17	22	.773	47	5	35	6	20	75	6.8
Koncak	11	195	27	66	.409	4	10	.400	30	13	32	6	12	58	5.3
Keefe	7	62	6	10	.600	4	9	.444	13	2	9	1	1	16	2.3
Whatley	11	113	9	28	.321	6	8	.750	14	12	18	7	0	24	2.2
Graham	1	2	1	2	.500	0	0	—	0	0	0	0	0	2	2.0
Edwards	1	3	0	0	—	0	0	—	0	0	0	0	1	0	—

3-pt. field goals: Atlanta 31-98 (.316) - Blaylock 22-64 (.344), Willis 0-5 (.000), Ehlo 8-23 (.348), Ferrell 1-4 (.250), Lang 0-1 (.000), Graham 0-1 (.000), Opponents 47-130 (.362).

1994-95 PLAYOFF STATS

(Lost to Indiana, 3-0)

	G	Min	FGM	FGA	Pct.	FTM	FTA	Pct.	Reb	Asst	PF	Stl	Blk	Pts	Avg
Smith	3	108	17	43	.395	16	19	.842	8	6	14	6	1	57	19.0
Blaylock	3	121	18	49	.367	7	11	.636	13	17	6	4	0	54	18.0
Long	3	110	14	28	.500	13	18	.722	34	4	11	4	1	41	13.7
Corbin	3	79	12	26	.462	8	9	.889	10	2	0	2	1	34	11.3
Lang	3	101	12	28	.429	7	9	.778	12	1	12	2	2	31	10.3
Augmon	3	52	6	14	.429	9	12	.750	7	5	8	3	0	21	7.0
Norman	3	42	7	18	.389	1	7	.143	9	3	13	0	1	16	5.3
Ehlo	3	49	2	12	.167	4	4	1.000	7	3	0	2	0	9	3.0
Anderson	3	39	1	5	.200	3	4	.750	13	2	9	2	2	5	1.7
Whatley	3	19	0	4	.000	0	0	—	4	1	2	0	0	0	—

3-pt. field goals: Atlanta 22-67 (.328) - Smith 7-18 (.389), Blaylock 11-28 (.393), Long 0-1 (.000), Corbin 2-6 (.333), Norman 1-8 (.125), Ehlo 1-6 (.167), Opponents 17-49 (.347).

1995-96 PLAYOFF STATS

(Defeated Indiana, 3-2 ... Lost to Orlando, 4-1)

	G	Min	FGM	FGA	Pct.	FTM	FTA	Pct.	Reb	Asst	PF	Stl	Blk	Pts	Avg
Smith	10	421	75	171	.439	42	52	.808	41	32	31	13	13	217	21.7
Blaylock	10	426	61	145	.421	16	24	.667	43	64	15	22	8	171	17.1
Laettner	10	334	59	122	.484	38	54	.704	69	15	41	12	10	157	15.7
Long	10	362	44	111	.396	20	25	.800	86	28	27	7	3	114	11.4
Augmon	10	314	35	72	.486	33	40	.825	36	27	26	11	6	103	10.3
Henderson	10	145	23	40	.575	7	10	.700	27	7	20	1	4	53	5.3
Rooks	10	140	16	28	.571	13	21	.619	27	7	35	4	4	45	4.5
Ehlo	9	171	12	41	.293	5	7	.714	18	9	14	9	2	36	4.0
Bullard	4	51	4	12	.333	2	4	.500	6	0	6	0	2	14	3.5
Jordan	10	59	7	13	.538	3	7	.429	6	9	7	5	1	17	1.7
Boyce	1	2	0	2	.000	0	0	—	0	0	0	0	0	0	—

3-pt. field goals: Atlanta 76-206 (.369) - Smith 25-61 (.410), Blaylock 33-84 (.393), Laettner 1-3 (.333), Long 6-24 (.250), Augmon 0-1 (.000), Ehlo 7-23 (.304), Bullard 4-8 (.500), Boyce 0-2 (.000), Opponents 49-149 (.329).

1996-97 PLAYOFF STATS

(Defeated Detroit, 3-2 ... Lost to Chicago, 4-1)

	G	Min	FGM	FGA	Pct.	FTM	FTA	Pct.	Reb	Asst	PF	Stl	Blk	Pts	Avg
Smith	10	421	55	139	.396	61	74	.824	39	17	38	4	1	189	18.9
Laettner	10	403	62	153	.405	48	56	.857	72	26	3				

HAWKS YEARLY PLAYOFF STATS, CONT.

1997-98 PLAYOFF STATS

(Lost to Charlotte, 3-1)

G	Min	FGM	FGA	Pct.	FTM	FTA	Pct.	Reb	Asst	PF	Stl	Blk	Pts	Avg	
Smith	4	160	39	68	.574	11	16	.688	11	9	17	2	3	99	24.8
Blaylock	4	153	22	53	.415	7	12	.583	20	33	8	9	1	59	14.8
Henderson	4	126	20	38	.526	11	18	.611	22	4	13	3	1	51	12.8
Laettner	4	87	12	35	.343	15	17	.882	17	4	16	6	1	39	9.8
Mutombo	4	136	11	24	.458	10	16	.625	51	1	10	1	9	32	8.0
Recasner	4	89	10	25	.400	2	2	1.000	4	8	7	2	0	29	7.3
Brown	4	50	7	15	.467	1	2	.500	6	4	5	0	0	16	4.0
Corbin	4	113	7	25	.280	0	0	—	15	4	10	6	1	15	3.8
Crawford	1	4	0	0	—	2	2	1.000	2	0	2	0	1	2	2.0
Miller	4	33	3	8	.375	2	2	1.000	9	1	5	2	1	8	2.0
Anderson	1	4	0	0	—	0	2	.000	2	0	1	0	1	0	0.0
Barry	2	5	0	1	.000	0	0	—	1	0	0	0	0	0	0.0

3-pt. field goals: Atlanta 27-72 (.375) - Smith 10-20 (.500), Blaylock 8-27 (.296), Henderson 0-1 (.000), Laettner 0-3 (.000), Recasner 7-12 (.583), Brown 1-2 (.500), Corbin 1-6 (.167), Barry 0-1 (.000), Opponents 14-35 (.400).

1998-99 PLAYOFF STATS

(Defeated Detroit, 3-2 ... Lost to New York, 4-0)

G	Min	FGM	FGA	Pct.	FTM	FTA	Pct.	Reb	Asst	PF	Stl	Blk	Pts	Avg	
Smith	9	356	54	153	.353	39	43	.907	31	30	32	14	2	156	17.3
Mutombo	9	380	40	71	.563	33	47	.702	125	11	28	5	23	113	12.6
Blaylock	9	358	44	135	.326	7	15	.467	36	36	11	18	2	113	12.6
Long	9	358	36	88	.409	32	44	.727	74	8	27	18	4	105	11.7
Crawford	6	125	16	48	.333	23	26	.885	19	5	19	1	1	59	9.8
Corbin	9	268	30	72	.417	3	4	.750	33	16	20	6	0	69	7.7
Gray	8	71	15	41	.366	10	11	.909	9	4	11	6	1	44	5.5
McLeod	6	49	11	21	.524	4	4	1.000	3	1	3	1	1	26	4.3
Johnson	9	111	8	29	.276	7	10	.700	9	10	9	1	1	24	2.7
West	9	68	3	10	.300	2	4	.500	9	2	14	2	1	8	0.9
Sheppard	4	12	0	3	.000	0	0	—	2	2	0	1	0	0	—
Henderson	1	4	0	0	—	0	0	—	0	0	1	0	0	0	—

3-pt. field goals: Atlanta 43-138 (.312) - Smith 9-33 (.273), Blaylock 18-51 (.353), Long 1-4 (.250), Crawford 4-14 (.286), Corbin 6-23 (.261), Gray 4-11 (.364), Johnson 1-2 (.500), Opponents 28-92 (.304).

2007-08 PLAYOFF STATS

(Lost to Boston, 4-3)

G	Min	FGM	FGA	Pct.	FTM	FTA	Pct.	Reb	Asst	PF	Stl	Blk	Pts	Avg	
Johnson	7	275	47	115	.409	30	33	.909	27	28	16	2	0	140	20.0
Smith	7	237	35	88	.398	37	44	.841	45	20	26	12	20	110	15.7
Horford	7	277	34	72	.472	20	27	.741	73	25	26	3	7	88	12.6
Williams	7	199	24	58	.414	32	36	.889	28	5	21	2	3	80	11.4
Bibby	7	252	22	65	.338	21	32	.656	22	22	12	4	2	72	10.3
Childress	7	205	22	42	.524	6	12	.500	40	11	7	1	5	50	7.1
Pachulia	7	105	7	25	.280	15	21	.714	20	2	22	2	0	29	4.1
Stoudamire	3	28	4	9	.444	2	2	1.000	1	0	2	1	0	12	4.0
Law	7	61	6	8	.750	9	10	.900	2	8	5	2	0	21	3.0
Richardson	3	6	1	4	.250	0	0	—	0	0	1	0	0	2	0.7
Jones	7	29	2	10	.200	0	2	.000	8	1	3	1	3	4	0.6
West	6	6	1	3	.333	0	1	.000	2	0	0	0	0	2	0.3

3-pt. field goals: Atlanta 28-87 (.322) - Johnson 16-36 (.444), Bibby 7-24 (.292), Smith 3-18 (.167), Stoudamire 2-6 (.333), Childress 0-2 (.000), Pachulia 0-1 (.000), Opponents 50-131 (.382).

2008-09 PLAYOFF STATS

(Defeated Miami, 4-3 ... Lost to Cleveland, 4-0)

G	Min	FGM	FGA	Pct.	FTM	FTA	Pct.	Reb	Asst	PF	Stl	Blk	Pts	Avg	
Smith	11	410	67	159	.421	52	71	.732	82	24	36	12	17	188	17.1
Johnson	11	429	70	168	.417	28	45	.622	49	39	24	14	0	180	16.4
Bibby	11	390	49	106	.462	21	22	.955	37	46	34	10	2	145	13.2
Murray	11	341	42	123	.341	32	37	.865	30	28	17	12	3	130	11.8
Pachulia	11	260	22	53	.415	32	42	.762	76	3	40	5	3	76	6.9
Horford	9	252	25	59	.424	12	18	.667	52	18	26	6	6	62	6.9
Evans	11	265	28	65	.431	4	6	.667	16	10	29	6	3	68	6.2
Williams	6	97	10	29	.345	9	13	.692	9	6	8	5	2	30	5.0
Gardner	3	19	5	13	.385	1	1	1.000	2	2	4	1	0	14	4.7
Jones	9	77	6	12	.500	2	2	1.000	16	2	9	1	0	14	1.6
Law	6	28	3	9	.333	1	1	1.000	2	6	3	0	0	8	1.3
Hunter	4	14	2	3	.667	0	0	—	6	0	1	1	1	4	1.0
West	11	46	2	10	.200	1	4	.250	5	2	2	2	0	5	0.5
Claixton	1	3	0	0	—	0	0	—	0	0	0	0	0	0	—
Morris	3	8	0	1	.000	0	0	—	2	0	2	1	0	0	0.0

3-pt. field goals: Atlanta 67-192 (.349) - Bibby 26-48 (.542), Murray 14-50 (.280), Johnson 12-34 (.353), Evans 8-28 (.286), Gardner 3-6 (.500), Smith 2-15 (.133), Law 1-3 (.333), Williams 1-6 (.167), Opponents 80-219 (.365).

HAWKS YEARLY PLAYOFF STATS, CONT.

2009-10 PLAYOFF STATS

(Defeated Milwaukee, 4-3 ... Lost to Orlando, 4-0)

G	Min	FGM	FGA	Pct.	FTM	FTA	Pct.	Reb	Asst	PF	Stl	Blk	Pts	Avg	
Johnson	11	440	77	199	.387	34	42	.810	56	55	22	10	3	197	17.9
Crawford	11	351	56	154	.364	49	58	.845	30	30	26	9	1	179	16.3
Horford	11	388	67	128	.523	26	31	.839	99	29	35	8	19	161	14.6
Jos. Smith	11	392	62	129	.481	29	44	.659	99	29	30	13	19	155	14.1
Bibby	11	292	36	80	.450	7	10	.700	28	28	26	9	0	93	8.5
Williams	11	345	31	79	.392	29	32	.906	63	8	20	6	5	92	8.4
Pachulia	11	161	18	35	.514	15	24	.625	38	3	34	2	7	51	4.6
Evans	11	148	11	37	.297	0	0	—	13	2	19	9	0	25	2.3
Collins	3	10	3	5	.600	0	0	—	5	0	7	0	0	6	2.0
Teague	9	59	7	21	.333	0	0	—	2	4	3	3	1	16	1.8
Morris	3	10	1	2	.500	1	1	1.000	2	0	3	0	0	3	1.0
West	7	20	3	4	.750	0	0	—	2	1	7	1	0	6	0.9
Joe Smith	5	24	0	3	.000	0	0	—	2	0	1	0	1	0	0.0

3-pt. field goals: Atlanta 50-150 (.333) - Johnson 9-41 (.220), Crawford 18-50 (.360), Horford 1-1 (.100), Jos. Smith 2-6 (.333), Bibby 14-34 (.412), Williams 1-2 (.500), Evans 3-10 (.300), Teague 2-5 (.400), West 0-1 (.000), Opponents 90-261 (.345).

2010-11 PLAYOFF STATS

(Defeated Orlando, 4-2 ... Lost to Chicago, 4-2)

G	Min	FGM	FGA	Pct.	FTM	FTA	Pct.	Reb	Asst	PF	Stl	Blk	Pts	Avg	
Johnson	12	497	87	198	.439	34	42	.810	55	40	19	13	1	226	18.8
Ja. Crawford	12	358	61	155	.394	42	51	.824	16	30	17	9	4	185	15.4
Smith	12	438	69	171	.404	40	67	.597	102	35	39	13	25	181	15.1
Teague	8	238	37	72	.514	19	23	.826	17	28	10	6	3	94	11.8
Horford	12	468	58	137	.423	20	26	.769	115	42	33	5	12	136	11.3
Hinrich	6	173	26	52	.500	1	1	1.000	14	16	21	7	2	61	10.2
Williams	12	216	22	56	.393	10	13	.769	27	6	18	9	7	57	4.8
Pachulia	11	195	11	23	.478	17	22	.773	54	13	37	2	1	39	3.5
Collins	12	158	9	14	.643	3	8	.375	17	1	31	5	3	21	1.8
Wilkins	8	39	7	13	.538	0	0	—	8	1	2	2	2	14	1.8
Sy	4	11	2	3	.667	2	4	.500	1	3	1	1	0	6	1.5
Powell	9	48	5	9	.556	0	0	—	9	1	8	0	0	10	1.1
Armstrong	8	35	1	5	.200	3	6	.500	10	1	7	3	0	5	0.6
Thomas	1	7	0	2	.000	0	0	—	1	0	1	0	0	0	0.0

3-pt. field goals: Atlanta 54-167 (.323) - Ja. Crawford 21-60 (.350), Johnson 18-42 (.429), Hinrich 8-19 (.421), Smith 3-24 (.125), Williams 3-11 (.273), Teague 1-7 (.143), Opponents 70-244 (.287).

2011-12 PLAYOFF STATS

(Lost to Boston, 4-2)

G	Min	FGM	FGA	Pct.	FTM	FTA	Pct.	Reb	Asst	PF	Stl	Blk	Pts	Avg	
J. Johnson	6	243	38	102	.373	18	24	.750	21	21	11	8	1	103	17.2
Smith	5	196	34	88	.386	16	21	.762	68	24	14	3	5	84	16.8
Horford	3	108	20	34	.588	6	8	.750	25	8	11	4	4	46	15.3
Teague	6	225	30	73	.411	17	19	.895	22	25	18	5	5	84	14.0
Williams	6	145	16	45	.356	7	9	.778	33	5	9	3	2	47	7.8
Hinrich	6	141	13	30											

HAWKS YEARLY PLAYOFF STATS, CONT.

2013-14 PLAYOFF STATS

(Lost to Indiana, 4-3)

	G	Min	FGM	FGA	Pct.	FTM	FTA	Pct.	Reb	Asst	PF	Stl	Blk	Pts	Avg
Millsap	7	267	41	103	.398	45	56	.804	76	20	25	10	13	136	19.4
Teague	7	242	44	112	.393	38	40	.950	26	35	15	7	4	135	19.3
Korver	7	250	30	66	.455	11	12	.917	37	5	15	4	2	94	13.4
Scott	7	146	23	63	.365	10	14	.714	18	3	11	1	0	66	9.4
Carroll	7	246	23	49	.469	7	11	.636	34	11	21	5	3	62	8.9
Williams	7	133	19	50	.380	15	16	.938	16	8	10	7	1	58	8.3
Mack	7	118	19	47	.404	9	12	.750	13	25	10	4	0	57	8.1
Antic	7	170	7	42	.167	5	8	.625	27	5	26	5	3	22	3.1
Schröder	2	7	2	2	1.000	0	0	----	2	0	1	0	0	5	2.5
Martin	3	15	2	3	.667	0	0	----	3	0	2	2	0	4	1.3
Brand	7	81	2	12	.167	4	5	.800	23	6	10	1	6	8	1.1
Muscala	2	5	0	2	.000	0	0	----	0	0	0	0	0	0	0.0

3-pt. field goals: Atlanta 79-230 (.343) - Korver 23-54 (.426), Mack 10-27 (.370), Scott 10-31 (.323), Carroll 9-22 (.409), Millsap 9-27 (.333), Teague 9-27 (.333), Williams 5-16 (.313), Antic 3-25 (.120), Schröder 1-1 (1.000), Opponents 54-149 (.362).

2014-15 PLAYOFF STATS

(Defeated Brooklyn, 4-2 ... Defeated Washington, 4-2 ... Lost to Cleveland, 4-0)

	G	Min	FGM	FGA	Pct.	FTM	FTA	Pct.	Reb	Asst	PF	Stl	Blk	Pts	Avg
Teague	16	529	98	239	.410	52	60	.867	51	107	34	24	7	269	16.8
Millsap	16	566	85	209	.407	58	78	.744	139	55	52	25	14	243	15.2
Carroll	16	558	86	177	.486	32	41	.780	97	32	36	18	5	233	14.6
Horford	16	522	107	211	.507	15	20	.750	138	59	34	13	23	231	14.4
Korver	14	526	52	133	.391	13	16	.813	70	33	27	20	15	156	11.1
Schröder	16	290	56	145	.386	24	28	.857	29	62	28	9	0	144	9.0
Bazemore	16	303	30	71	.423	21	31	.677	53	13	25	11	9	87	5.4
Scott	11	172	21	55	.382	4	4	1.000	46	5	16	5	0	50	4.5
Antic	15	199	16	50	.320	20	25	.800	43	4	38	2	3	63	4.2
Muscala	10	102	20	33	.606	0	0	----	18	1	13	1	3	42	4.2
Mack	10	99	15	39	.385	3	6	.500	11	10	7	8	0	39	3.9
Jenkins	4	21	4	6	.667	0	0	----	3	0	2	0	0	10	2.5
Brand	3	4	0	1	.000	1	2	.500	1	0	3	0	0	1	0.3

3-pt. field goals: Atlanta 145-458 (.317) - Korver 39-110 (.355), Carroll 29-72 (.403), Teague 21-65 (.323), Millsap 15-49 (.306), Antic 11-32 (.344), Schröder 8-34 (.235), Bazemore 6-28 (.214), Mack 6-21 (.286), Scott 4-26 (.154), Horford 2-9 (.222), Jenkins 2-4 (.500), Muscala 2-8 (.250), Opponents 151-403 (.375).

2015-16 PLAYOFF STATS

(Defeated Boston, 4-2 ... Lost to Cleveland, 4-0)

	G	Min	FGM	FGA	Pct.	FTM	FTA	Pct.	Reb	Asst	PF	Stl	Blk	Pts	Avg
Millsap	10	365	59	137	.431	41	55	.745	94	27	29	13	23	167	16.7
Teague	10	279	46	121	.380	44	52	.846	19	62	30	6	2	145	14.5
Horford	10	327	54	116	.466	15	16	.938	65	30	25	12	24	134	13.4
Bazemore	10	325	44	121	.364	15	22	.682	66	19	14	14	6	119	11.9
Schröder	10	191	47	104	.452	11	13	.846	19	36	24	4	1	117	11.7
Korver	10	316	35	75	.467	9	9	1.000	48	10	23	10	4	103	10.3
Humphries	4	56	13	28	.464	6	6	1.000	24	4	9	2	5	37	9.3
Scott	10	161	25	40	.625	7	8	.875	32	5	20	3	3	65	6.5
Sefolosha	10	203	22	46	.478	8	15	.533	41	17	17	10	6	59	5.9
Muscala	9	87	10	20	.500	2	2	1.000	17	3	6	0	1	24	2.7
Hardaway	9	87	7	26	.269	4	6	.667	9	7	2	0	1	20	2.2
Patterson	4	20	2	7	.286	1	1	1.000	5	3	1	1	0	6	1.5
Hinrich	6	27	2	7	.286	0	0	----	4	3	2	0	0	5	0.8

3-pt. field goals: Atlanta 106-318 (.333) - Korver 24-54 (.444), Bazemore 16-61 (.262), Schröder 12-35 (.343), Horford 11-28 (.393), Teague 9-36 (.250), Millsap 8-33 (.242), Scott 8-16 (.500), Sefolosha 7-19 (.368), Humphries 5-10 (.500), Hardaway 2-14 (.143), Muscala 2-6 (.333), Hinrich 1-3 (.333), Patterson 1-3 (.333), Opponents 129-341 (.378).

2016-17 PLAYOFF STATS

(Lost to Washington, 4-2)

	G	Min	FGM	FGA	Pct.	FTM	FTA	Pct.	Reb	Asst	PF	Stl	Blk	Pts	Avg
Schröder	6	211	50	110	.455	31	37	.838	14	46	19	6	0	148	24.7
Millsap	6	219	50	99	.505	45	53	.811	56	26	19	10	4	146	24.3
Hardaway Jr.	6	200	27	82	.329	12	19	.632	16	7	13	3	0	77	12.8
Prince	6	187	29	52	.558	5	5	1.000	32	8	9	2	1	67	11.2
Bazemore	6	150	21	53	.396	10	14	.714	23	20	15	4	5	59	9.8
Delaney	1	3	3	3	1.000	1	2	.500	1	0	0	0	0	8	8.0
Howard	6	157	18	36	.500	12	19	.632	64	8	21	6	5	48	8.0
Calderon	6	75	11	23	.478	0	0	----	8	13	9	2	1	26	4.3
Ilyasova	6	90	8	23	.348	7	9	.778	31	2	7	1	0	24	4.0
Muscala	6	81	5	18	.278	7	8	.875	16	2	12	1	3	17	2.8
Dunleavy	6	53	3	7	.429	4	4	1.000	5	2	3	1	0	12	2.0
Sefolosha	4	9	0	1	.000	1	4	.250	0	0	1	0	0	1	0.3
Humphries	1	3	0	0	----	0	0	----	0	0	0	0	1	0	0.0

3-pt. field goals: Atlanta 50-164 (.305) - Schröder 17-40 (.425), Hardaway Jr. 11-42 (.262), Bazemore 7-24 (.292), Calderon 4-12 (.333), Prince 4-14 (.286), Millsap 3-17 (.176), Dunleavy 2-5 (.400), Delaney 1-1 (1.000), Ilyasova 1-5 (.200), Opponents 50-159 (.314).

HAWKS YEARLY PLAYOFF STATS, CONT.

2020-21 PLAYOFF STATS

(Defeated New York, 4-1 ... Defeated Philadelphia, 4-3 ... Lost to Milwaukee, 4-2)

	G	Min	FGM	FGA	Pct.	FTM	FTA	Pct.	Reb	Asst	PF	Stl	Blk	Pts	Avg
Young	16	603	150	359	.418	116	134	.866	45	152	35	20	0	461	28.8
Bogdanovic	18	598	97	249	.390	12	17	.706	75	52	50	29	5	253	14.1
Collins	18	576	100	182	.549	30	36	.833	157	16	59	8	11	250	13.9
Gallinari	18	442	74	174	.425	49	52	.942	70	14	46	6	3	231	12.8
Reddish	4	92	19	36	.528	4	5	.800	14	7	11	6	2	51	12.8
Huerter	18	558	77	180	.428	12	17	.706	69	51	49	14	16	199	11.1
Hunter	5	152	18	45	.400	12	16	.750	20	3	11	1	3	54	10.8
Capela	18	569	82	136	.603	17	39	.436	201	17	46	12	19	181	10.1
Williams	18	277	50	110	.455	26	27	.963	26	39	16	12	1	139	7.7
Okongwu	18	166	17	31	.548	14	21	.667	48	2	28	5	13	48	2.7
Hill	14	145	6	24	.250	2	4	.500	19	3	18	2	1	17	1.2
Dunn	5	33	1	5	.200	4	4	1.000	5	5	5	2	2	6	1.2
Mays	7	17	4	5	.800	0	0	----	2	1	1	2	0	8	1.1
Fernando	6	12	2	3	.667	2	2	1.000	1	0	0	0	0	6	1.0
Knight	6	14	2	7	.286	0	2	.000	6	0	2	0	2	4	0.7
Snell	9	66	2	16	.125	0	0	----	5	2	5	2	1	5	0.6

3-pt. field goals: Atlanta 211-615 (.343) - Bogdanovic 47-143 (.329), Young 45-144 (.313), Gallinari 34-84 (.405), Huerter 33-95 (.347), Collins 20-56 (.357), Williams 13-30 (.433), Reddish 9-14 (.643), Hunter 6-16 (.375), Hill 3-18 (.167), Snell 1-11 (.091), Opponents 197-561 (.351).

2021-22 PLAYOFF STATS

(Lost to Miami, 4-1)

	G	Min	FGM	FGA	Pct.	FTM	FTA	Pct.	Reb	Asst	PF	Stl	Blk	Pts	Avg
Hunter	5	175	39	70	.557	16	20	.800	19	3	20	4	1	106	21.2
Young	5	186	22	69	.319	26	33	.788	25	30	13	3	0	77	15.4
Bogdanovic	4	107	20	49	.408	8	10	.800	19	12	12	1	1	57	14.3
Knox II	2	9	7	11	.636	2	2	1.000	2	0	0	2	0	22	11.0
Gallinari	5	112	18	45	.400	11	11	1.000	21	4	6	1	0	51	10.2
Collins	5	122	19	39	.487	5	10	.500	23	6	12	2	1	47	9.4
Huerter	5	154	17	47	.362	3	4	.750	15	19	15	6	3	46	9.2
Wright	5	137	15	29	.517	6	9	.667	24	14	2	4	1	41	8.2
Okongwu	5	108	9	16	.563	8	10	.800	27	2	19	4	4	26	5.2
Capela	2	40	2	6	.333	0	0	----	15	0	2	1	1	4	2.0
Deing	2	10	1	2	.500	1	1	1.000	3	0	0	0	0	3	1.5
Luwawu-Cab.	4	22	2	4	.500	0	0	----	3	2	6	0	0	5	1.3
Mays	2	9	1	1	1.000	0	0	----	1	1	1	1	0	2	1.0
Johnson	2	9	0	3	.000	0	0	----	0	0	0	0	0	0	0.0

3-pt. field goals: Atlanta 57-175 (.326) - Hunter 12-26 (.462), Bogdanovic 9-26 (.346), Huerter 9-31 (.290), Young 7-38 (.184), Knox II 6-10 (.600), Wright 5-13 (.385), Collins 4-11 (.364), Gall





NBA



17 ONYEKA
OKONGWU

NATIONAL BASKETBALL ASSOCIATION



NATIONAL BASKETBALL ASSOCIATION
(www.nba.com)

NBA ENTERTAINMENT

WOMEN'S NATIONAL BASKETBALL ASSOCIATION

NBA DEVELOPMENT LEAGUE
NBA 2K LEAGUE

NEW YORK - Olympic Tower
645 Fifth Avenue
New York, NY 10022
TEL: (212) 407-8000
FAX: (212) 832-3861

NEW JERSEY
100 Plaza Drive
Secaucus, NJ 07094
TEL: (201) 865-1500
FAX: (201) 974-5973

INTERNATIONAL OFFICES
AFRICA

9th Floor, GreenPark Corner, 3 Lower Road
Morningside 2193, Johannesburg, South Africa
TEL: +27-10-072-668

Levels 4 and 5, Serenity Building
King Fahd Palace Road
Almadies, Dakar, Senegal

CHINA-BEIJING

19th Floor, Office Tower 2, China Central Place
No. 79 Jianguo Road, Chaoyang District
Beijing 100025 China
TEL: (86) 10-5200-8200

CHINA-SHANGHAI

Unit 2703-08, 27/F, Tower 2, Plaza 66
1366 Nanjing West Road, Jing An District
Shanghai 200040, China
TEL: 86-21-6137-2200

HONG KONG
Room 3101, Lee Gardens One
33 Hysan Avenue
Causeway Bay, Hong Kong
TEL: 011 852-2843-9600

PHILIPPINES

Unit 1701, World Plaza Building
5th Avenue corner 30th Street, Bonifacio Global City
Taguig, 1634 Philippines
Communications: Jandric Lim +632-866-8205

TAIWAN

Suite 1303, No. 88, Section 2, Chung Hsiao East Rd.
Taipei, Taiwan ROC 100
TEL: 011-886-2-2397-8000

CANADA

50 Bay Street, Suite 1402
Toronto, Ontario
Canada M5J 3A5
TEL: 416-682-2000

LONDON

Endeavour House
189 Shaftesbury Avenue
London, United Kingdom WC2H 8JR
TEL: 44-20-74-20-8900

SPAIN

Legantios Street 6th Floor
28013 Madrid, Spain
Communications: Ignasi Castello (+34-912-153-573)

INDIA

C-1804, ONE BKC
C Block, Bandra Kurta Complex,
Bandra East, Mumbai - 4000051
TEL: 91-22-6124-6100

BRAZIL

Av Borges de Medeiros, 633
Sala 301 - Leblon
Rio de Janeiro, RJ, Brazil 22430-041
TEL: 55-21-3206-6400

MEXICO

Av Prolongacion Paseo de la Reforma 1236, Planta baja
Desarrollo Santa Fe
Cusajimalpa de Morelos, Ciudad de Mexico 05348
TEL: 52-55-9171-7700



NBA G LEAGUE TEAM DIRECTORY

645 5th Avenue, New York, NY 10022 www.nba.com/gleague

AUSTIN SPURS (SPURS)
1717 Scottsdale Drive, Suite 155
Cedar Park, TX 78641
Arena: H-E-B Center at Cedar Park
Media Relations: Amanda Janczak
(ajanczak@spurs.com)

BIRMINGHAM SQUADRON (PELICANS)
950 22nd St. N, Suite 925
Birmingham, AL 35203
Arena: Legacy Arena
Media Relations: Dawson Boyd
(dawson.boyd@pelicans.com)

CAPTAL CITY GO-GO (WIZARDS)
1100 Oak Drive SE
Washington, DC 20032
Arena: Ent. & Sports Arena
Media Relations: Matt Quinn
(mquinn@monumentalsports.com)

CLEVELAND CHARGE (CAVALIERS)
1 Center Ct.
Cleveland, OH 44115
Arena: CSU Wolstein Center
Media Relations: Sean Wyatt
(swyatt@cavs.com)

COLLEGE PARK SKYHAWKS (HAWKS)
101 Marietta St., Suite 1900
Atlanta, GA 30303
Arena: Gateway Center Arena
Media Relations: Jerome Schwich
(jerome.schwich@cpskyhawks.com)

DELAWARE BLUE COATS (76ERS)
401 Garasches Lane
Wilmington, DE 19801
Arena: Chase Fieldhouse
Media Relations: Alex Voh
(alexvoh@76ers.com)

FORT WAYNE MAD ANTS (PACERS)
347 West Berry St., Suite 200A
Fort Wayne, IN 46802
Arena: Allen Co. War Memorial
Media Relations: Dan Vance
(dvance@fwaynemadants.com)

NBA G LEAGUE IGINTE
200 S Green Valley Pkwy
Henderson, NV 89012
Arena: The Dollar Loan Center
Media Relations: Mara Rudolph
(mrudolph@nba.com)

GRAND RAPIDS GOLD (NUGGETS)
130 Fulton St W
Grand Rapids, MI 49503
Arena: Van Andel Arena
Media Relations: Shanee Marvin
(smarvin@bgrandrapids.com)

GREENSBORO SWARM (HORNETS)
2411 B West Gate City Blvd.
Greensboro, NC 27403
Arena: Fieldhouse at the GCC
Media Relations: Kaiti Lewis
(klewis@gswarm.com)

IOWA WOLVES (TIMBERWOLVES)
730 3rd St.
Des Moines, IA 50309
Arena: Wells Fargo Arena
Media Relations: John Meyer
(john.meyer@iawolves.com)

LAKELAND MAGIC (MAGIC)
1 Center Ct.
Lakeland, FL 33815
Arena: RP Funding Center
Media Relations: Owen Fasolas
(ofasolas@lakelandmagic.com)

LONG ISLAND NETS (NETS)
1255 Hempstead Turnpike
Uniondale, NY 11555
Arena: Nassau Coliseum
Media Relations: Patricia Douglas
(pdouglas@bsglobal.net)

MAINE CELTICS (CELTICS)
550 Forest Avenue
Portland, ME 04012
Arena: Portland Exposition Building
Media Relations: Evans Boston
(eboston@maineredclaws.com)

MEMPHIS HUSTLE (GRIZZLIES)
191 Beale St., Memphis, TN 28103
Arena: The Landers Center
Media Relations: Corey Moore
(cmoore@grizzlies.com)

MEXICO CITY CAPITANES
Paseo del Pedregal 610
Jardines del Pedregal
Alvaro Obregón 01900 CDMX Mexico
Arena: Arena Ciudad de Mexico
Media Relations: Adriana Barron
(abarron@capitanes.mx)

MOTOR CITY CRUISE (PISTONS)
1290 West Warren Ave.
Detroit, MI 48201
Arena: Wayne State Arena
Media Relations: Kevin Grigg
(kgrigg@pistons.com)

OKLAHOMA CITY BLUE (THUNDER)
2411 B West Gate City Blvd.
Oklahoma City, OK 73102
Arena: Paycom Center
Media Relations: Heather Ward
(hward@okcthunder.com)

ONTARIO CLIPPERS (CLIPPERS)
9680 Haven Ave. #120
Rancho Cucamonga, CA 91730
Arena: Toyota Arena
Media Relations: Cooper Dzierzanowski
(cdzierzanowski@clippers.com)

RAPTORS 905 (RAPTORS)
701 West Lime St.
Mississauga, ON L4Z4B6
Arena: Paramount Fine Foods Centre
Media Relations: Safia Hersi
(shersi@raptors905.com)

RIO GRANDE VALLEY VIPERS (ROCKETS)
4421 N. McColi Rd.
McAllen, TX 78504
Arena: Bert Ogden Arena
Media Relations: Juanita Maldonado
(juanita@rgvipers.com)

SALT LAKE CITY STARS (JAZZ)
3200 S Decker Lake Dr.
West Valley City, UT 84119
Arena: Maverik Center
Media Relations: Derek Ahrensbrack
(derek.ahrensbrack@starcstars.com)

SANTA CRUZ WARRIORS (WARRIORS)
903 Pacific Ave., Suite 101
Santa Cruz, CA 95060
Arena: Kaiser Permanente Arena
Media Relations: Anna Burleson
(aburleson@santacruzbasketball.com)

SIoux FALLS SKYFORCE (HEAT)
2131 South Minnesota Ave
Sioux Falls, SD 57105
Arena: Sanford Pentagon
Media Relations: Nick Robinson
(nick@skyforceonline.com)

SOUTH BAY LAKERS (LAKERS)
2275 E. Mariposa Ave.
El Segundo, CA 90245
Arena: UCLA Health Training Center
Media Relations: Cole Knox
(cknox@sbl-lakers.com)

STOCKTON KINGS (KINGS)
400 E. Main, Suite 760
Stockton, CA 95202
Arena: Stockton Arena
Media Relations: Avery Jacobs
(ajacobs@kings.com)

TEXAS LEGENDS (MAVERICKS)
2501 Avenue of the Stars, Suite 300
Frisco, TX 75034
Arena: Comerica Center
Media Relations: Britney Wynn
(bwynn@texaslegends.com)

WESTCHESTER KNICKS (KNICKS)
711 Old Saw Mill River Rd.
Tarrytown, NY 10591
Media Relations: Ajah Hawley-Alexander
(ajah.hawley-alexander@msgsports.com)

WINDY CITY BULLS (BULLS)
5333 Prairie Stone Pkwy.
Hoffman Estates, IL 60192
Arena: NOW Arena
Media Relations: Kyle Brown
(kylebrown@bulls.com)

WISCONSIN HERD (BUCKS)
549 High Avenue
Oshkosh, WI 54901
Arena: Oshkosh Arena
Media Relations: Jamie Winsted
(jamie.winsted@wisconsinherd.com)

NATIONAL BASKETBALL ASSOCIATION G LEAGUE

COLLEGE PARK SKYHAWKS

The College Park Skyhawks, the Hawks' NBA G League affiliate, play their home games at the Gateway Center @ College Park, a multi-purpose sports and entertainment venue with 3,500 seats for Skyhawks games and 5,000 seats for events such as concerts and convocations. Opened in 2019, the building is South Metro Atlanta's premier sports and entertainment venue.



TORI MILLER - GENERAL MANAGER



Tori Miller is in her sixth season with the College Park Skyhawks and her third as General Manager following her promotion to the position on July 9, 2020. She spent 2019-20 as the team's Assistant General Manager and the prior two years as Manager of Basketball Operations. Miller is the first woman to hold the title of General Manager in the history of the NBA G League.

She worked for the Phoenix Suns from 2014-16 as a Basketball Operations intern following an internship in Marketing and Sales with the Women's Basketball Coaches Association.

The University of Miami School of Business Cum Laude graduate earned a Bachelor of Business Administration in Marketing with a minor in Sports Administration in 2013. Miller is a native of Decatur, GA.

STEVE GANSEY - HEAD COACH



Steve Gansey enters his second season as the head coach of the Skyhawks. He led the team to the NBA G League Playoffs for the first time in franchise history in his first season, following a 20-13 regular season record. The team finished the regular season on an 11-game win streak, the longest in franchise history and the longest in the G League during the season. He was named to the position on August 4, 2021.

Gansey was previously head coach of the Fort Wayne Mad Ants of the NBA G League from 2015-20, where he recorded a 123-120 mark and became the club's all-time wins leader.

He was the associate head coach of the Canton Charge (of the NBA G League) in 2014-15 after spending the prior five years on the Mad Ants' coaching staff.

After starting his collegiate playing career at Cleveland State from 2004-06, Gansey finished at Ashland University (OH). He is a native of Olmsted Falls, OH.

TY CONYERS - ASSISTANT GENERAL MANAGER



Ty Conyers joined College Park in 2020 as the club's assistant general manager and enters his third season in the role. Conyers previously served as a basketball operations quality assurance assistant for the San Antonio Spurs during the 2019-20 NBA season.

A native of Valley Stream, NY, Conyers attended the University at Albany for undergraduate and graduate school where he majored in Communications. He was a men's basketball student manager from 2011-15, helping the Great Danes achieve three consecutive NCAA Tournament appearances.

After graduation, Conyers was an assistant women's basketball coach at Queens College for two seasons, reaching the NCAA Tournament both years. He returned to his alma mater in 2017-18, serving as the men's basketball video coordinator before spending the 2018-19 season as director of men's basketball operations.

NATIONAL BASKETBALL ASSOCIATION & LEAGUE



JANICE KOON
VICE PRESIDENT OF
OPERATIONS



COURTNEY ALEXANDER
ASSISTANT COACH



DERRICK ALSTON
ASSISTANT COACH



TRAVIS ALSTON
MANAGER,
TICKET SALES



TAYLOR ASHFORD
COMMUNITY
COORDINATOR



AARON EVANS
SEASONAL
ASSISTANT



LEE FLOYD
TEAM SECURITY



JASMINE FORD
SR. GRAPHIC DESIGNER



KELLY GERMAN
HEAD ATHLETIC TRAINER



ASHTON GIBBS
ASSISTANT COACH




JUSTIN GUTHRIE
GAME OPERATIONS
COORDINATOR



NICHOLAS HANKERSON
MARKETING/DIGITAL
COORDINATOR



JOSHUA LIGHTNER
PRODUCER/EDITOR



JIMMIE OAKMAN
ASSISTANT COACH



VERONICA PAUL
ENTERTAINMENT
MANAGER



CHRIS RAASCH
EQUIPMENT
MANAGER



JEROME SCHWICH
PR COORDINATOR



ANGELA SPENCE
SR. DIRECTOR,
TICKET SALES



Colli Hawk

NATIONAL BASKETBALL ASSOCIATION & LEAGUE

2021-22 FINAL STANDINGS

CHAMPIONSHIP SERIES
April 12 - Rio Grande Valley 145 - Delaware 128
April 14 - Rio Grande Valley 131 - Delaware 114

2021-22 FINAL REGULAR SEASON STANDINGS

EASTERN CONFERENCE									
	W	L	HOME	AWAY	Pct	GB	Last 10	AFFILIATION	
			W	L					
Raptors 905	24-8		13-3	11-5	.750	--	8-2		TOR
Motor City	22-10		11-3	11-7	.688	2	6-4		DET
Delaware	22-10		12-4	10-6	.688	2	6-4		PHI
Capital City	21-10		11-5	10-5	.677	2.5	7-3		WAS
College Park	20-13		10-6	10-7	.606	4.5	10-0		ATL
Long Island	18-15		11-5	7-10	.545	6.5	3-7		BKN
Grand Rapids	17-15		9-9	8-6	.531	7.0	4-6		DEN
Westchester	17-15		12-5	5-10	.531	7.0	5-5		NYK
Maine	16-16		11-5	5-11	.500	8	6-4		BOS
Fort Wayne	17-17		9-7	8-10	.500	8	6-4		IND
Windy City	15-19		11-6	4-13	.441	10	4-6		CHI
Lakeland	11-21		7-8	4-13	.344	13	4-6		ORL
Greensboro	9-24		6-10	3-14	.273	15.5	3-7		CHA
Wisconsin	8-24		5-12	3-12	.250	16	0-10		MIL
Cleveland	6-26		5-12	1-14	.188	18	2-8		CLE

WESTERN CONFERENCE									
	W	L	HOME	AWAY	Pct	GB	Last 10	AFFILIATION	
			W	L					
Rio Grande Valley	24-10		12-6	12-4	.706	--	6-4		HOU
Agua Caliente	22-11		10-8	12-3	.667	1.5	7-3		LAC
South Bay	21-11		9-7	12-4	.656	2	6-4		LAL
Birmingham	18-14		12-6	6-8	.563	5	6-4		NOP
Texas	19-15		9-9	10-6	.559	5	8-2		DAL
Santa Cruz	15-7		8-8	7-9	.469	8	5-5		GSW
Iowa	15-17		7-7	8-10	.469	8	5-5		MIN
Stockton	15-18		10-8	5-10	.455	8.5	4-6		SAC
Memphis	15-19		5-11	10-8	.441	9	6-4		MEM
Oklahoma City	15-20		8-9	7-11	.429	9.5	3-7		OKC
Austin	13-19		7-7	6-12	.406	10	1-9		SAS
Sioux Falls	14-21		7-10	7-11	.400	10.5	3-7		MIA
Salt Lake City	9-23		6-9	3-14	.281	14	3-7		UTA



NATIONAL BASKETBALL ASSOCIATION 2K TALON

HAWKS TALON GAMING CLUB

VICE PRESIDENT OF OPERATIONS - JANICE KOON

Hawks Talon Gaming Club began play in the NBA 2K League in the 2019 season after joining the league as an expansion team on August 15, 2018.

The NBA 2K League is a professional competitive gaming league co-founded by the NBA and Take-Two Interactive Software, Inc. Bringing together the world's best 2K players, this marks the first official esports league operated by a U.S. professional sports league.



WESLEY ACUFF - DIRECTOR OF ESPORTS



Wesley Acuff joined the Atlanta Hawks and State Farm Arena in 2018. As Director of Esports he is responsible for managing the daily esports operation and leading the organization through the annual NBA 2K League Draft. Acuff played an integral role as the host of a livestream series called Talon Takeover. Presented with the Best Livestream Award from the NBA 2K League, this first-of-its-kind series achieved tremendous viewership and blurred the line between music and esports by featuring celebrities, entertainers and influencers playing NBA 2K on the team's Twitch channel.

Prior to being Director of Esports, he served as team manager and head coach. He focused mainly on player operations and in-game strategy.

Previously, Wesley served in various production roles such as Producer, Editor and Camera Operator, with Turner Sports and NBA Digital from 2008 to 2018. In this capacity, he was responsible for producing digital shows and sizzle reels for corporate sponsors, which helped generate revenue for Turner Sports. Prior to entering into management in the esports industry, Wesley was recognized as one of the Top 250 NBA 2K Players in the world prior to the inaugural NBA 2K League 2018 Season.

He holds a BS in Digital Film-Making and Video Production from The Art Institute of California – Los Angeles. He is married to his wife, Britney, and they have one son Wesley Jr.

ISMAEL "MAELO" DIAZ-TOLENTINO - HEAD COACH



On December 9, 2021, Hawks Talon Gaming announced the hiring of Ismael Diaz-Tolentino (MAELO) to be the team's new head coach.

In his first season as head coach, Diaz-Tolentino has led the team to bracket play in three of four regular season tournaments, and has helped the team qualify for the NBA 2K League Playoffs for the first time in franchise history.

Diaz-Tolentino, a native of Bani, Dominican Republic, had four years of coaching experience and building gaming communities prior to joining Hawks Talon. Diaz-Tolentino's most recent coaching experience was with the Dominican Basketball Federation as their esports coach and general manager. He led the team's effort in winning the gold medal over the United States at the FIBA Esports Open III in May 2021.

Diaz-Tolentino was also instrumental in creating La Liga Latina de NBA 2K and acted as the commissioner of the new league upon its creation. There, he brought together teams from Central and South America as well as the Caribbean to compete in NBA 2K.

NBA AWARD WINNERS

2022 NBA HONOR ROLL

NBA Most Valuable Player.....	Nikola Jokic, Denver
Red Auerbach Coach of the Year.....	Monty Williams, Phoenix
Rookie of the Year.....	Scottie Barnes, Toronto
Most Improved Player.....	Ja Morant, Memphis
Defensive Player of the Year.....	Marcus Smart, Boston
Sixth Man of the Year.....	Tyler Herro, Miami
Sporting News NBA Executive of the Year.....	Zach Kleiman, Memphis
Joe Dumars Trophy/NBA Sportsmanship Award.....	Patty Mills, Brooklyn
Twyman-Stokes Award.....	Jrue Holiday, Milwaukee
Kareem Abdul-Jabbar Social Justice Champion Award.....	Reggie Bullock, Dallas
Bob Lanier Community Assist Award.....	Gary Payton II, Golden State
Hustle Award.....	Marcus Smart, Boston

KIA ALL-NBA TEAMS

First Team	Second Team	Third Team
Giannis Antetokounmpo, Milwaukee	Joel Embiid, Philadelphia	Karl-Anthony Towns, Minnesota
Luka Doncic, Dallas	Ja Morant, Memphis	LeBron James, LA Lakers
Nikola Jokic, Denver	Kevin Durant, Brooklyn	Chris Paul, Phoenix
Devin Booker, Phoenix	Stephen Curry, Golden State	Trae Young, Atlanta
Jayson Tatum, Boston	DeMar DeRozan, Chicago	Pascal Siakam, Toronto

NBA ALL-DEFENSIVE TEAMS

First Team	Second Team
Marcus Smart, Boston	Bam Adebayo, Miami
Mikal Bridges, Phoenix	Jrue Holiday, Milwaukee
Rudy Gobert, Utah	Matisse Thybulle, Philadelphia
Giannis Antetokounmpo, Milwaukee	Robert Williams III, Boston
Jaren Jackson Jr., Memphis	Draymond Green, Golden State

NBA ALL-ROOKIE TEAMS (Chosen without regard to position)

First Team	Second Team
Scottie Barnes, Toronto	Herbert Jones, New Orleans
Cade Cunningham, Detroit	Josh Giddey, Oklahoma City
Evan Mobley, Cleveland	Bones Hyland, Denver
Franz Wagner, Orlando	Ayo Dosunmu, Chicago
Jalen Green, Houston	Chris Duarte, Indiana

NBA MOST VALUABLE PLAYER BALLOTING

Player, Team	1st	2nd	3rd	4th	5th	Pts
Nikola Jokic, Denver	65	27	6	2	0	875
Joel Embiid, Philadelphia	26	39	34	1	0	706
Giannis Antetokounmpo, Milwaukee	9	32	52	7	0	595
Devin Booker, Phoenix	0	1	8	49	22	216
Luka Doncic, Dallas	0	1	0	32	43	146
Jayson Tatum, Boston	0	0	0	8	19	43
Ja Morant, Memphis	0	0	0	1	7	10
Stephen Curry, Golden State	0	0	0	0	4	4
Chris Paul, Phoenix	0	0	0	0	2	2
DeMar DeRozan, Chicago	0	0	0	0	1	1
LeBron James, LA Lakers	0	0	0	0	1	1
Kevin Durant, Brooklyn	0	0	0	0	1	1

FINAL NBA STANDINGS

EASTERN CONFERENCE

ATLANTIC	W	L	PCT.	GB	HOME	ROAD	LAST 10 GAMES	STREAK
Boston	51	31	.622	--	28-13	23-18	7-3	Won 1
Philadelphia	51	31	.622	--	24-17	27-14	6-4	Won 1
Toronto	48	34	.585	3.0	24-17	24-17	8-2	Lost 1
Brooklyn	44	38	.537	7.0	20-21	24-17	6-4	Won 4
New York	37	45	.451	14.0	17-24	20-21	7-3	Won 2

CENTRAL	W	L	PCT.	GB	HOME	ROAD	LAST 10 GAMES	STREAK
Milwaukee	51	31	.622	--	27-14	24-17	6-4	Lost 1
Chicago	46	36	.561	5.0	27-14	19-22	4-6	Won 1
Cleveland	44	38	.537	7.0	25-16	19-22	3-7	Won 1
Indiana	25	57	.305	26.0	16-25	9-32	0-10	Lost 10
Detroit	23	59	.280	28.0	13-28	10-31	4-6	Lost 3

SOUTHEAST	W	L	PCT.	GB	HOME	ROAD	LAST 10 GAMES	STREAK
Miami	53	29	.646	--	29-12	24-17	6-4	Won 1
Atlanta	43	39	.524	10.0	27-14	16-25	7-3	Won 1
Charlotte	43	39	.524	10.0	22-19	21-20	6-4	Won 3
Washington	35	47	.427	18.0	21-20	14-27	5-5	Lost 3
Orlando	22	60	.268	31.0	12-29	10-31	3-7	Won 1

WESTERN CONFERENCE

SOUTHWEST	W	L	PCT.	GB	HOME	ROAD	LAST 10 GAMES	STREAK
Memphis	56	26	.683	--	30-11	26-15	7-3	Lost 1
Dallas	52	30	.634	4.0	29-12	23-18	8-2	Won 4
New Orleans	36	46	.439	20.0	19-22	17-24	6-4	Lost 2
San Antonio	34	48	.415	22.0	16-25	18-23	6-4	Lost 3
Houston	20	62	.244	36.0	11-30	9-32	2-8	Lost 7

NORTHWEST	W	L	PCT.	GB	HOME	ROAD	LAST 10 GAMES	STREAK
Utah	49	33	.598	--	29-12	20-21	4-6	Won 1
Denver	48	34	.585	1.0	23-18	25-16	6-4	Lost 1
Minnesota	46	36	.561	3.0	26-15	20-21	4-6	Lost 1
Portland	27	55	.329	22.0	17-24	10-31	0-10	Lost 11
Oklahoma City	24	58	.293	25.0	12-29	12-29	4-6	Lost 3

PACIFIC	W	L	PCT.	GB	HOME	ROAD	LAST 10 GAMES	STREAK
Phoenix	64	18	.780	--	32-9	32-9	6-4	Lost 1
Golden State	53	29	.646	11.0	31-10	22-19	6-4	Won 5
LA Clippers	42	40	.512	22.0	25-16	17-24	6-4	Won 5
LA Lakers	33	49	.402	31.0	21-20	12-29	2-8	Won 2
Sacramento	30	52	.366	34.0	16-25	14-27	5-5	Won 1

2021-22 HEAD-TO-HEAD WIN GRID

	ATL	BOS	BKN	CHA	CHI	CLE	DAL	DEN	DET	GSW	HOU	IND	LAC	LAL	MEM	MIA	MIL	MIN	MNP	NYP	OKC	ORL	PHI	PHO	POR	SAC	SAS	TOR	UTA	WAS	
BOS	2	-	3	3	2	2	0	2	3	1	2	3	0	1	2	2	2	2	2	2	2	3	2	1	1	2	0	2	1	2	
PHI	2	2	1	3	4	4	1	1	3	1	2	2	2	1	2	2	1	1	2	2	2	4	-	0	1	2	2	1	0	1	
TOR	3	2	2	2	1	1	0	1	0	1	2	3	2	1	1	2	3	2	1	3	1	2	3	1	0	2	2	-	1	3	
BKN	2	1	-	1	3	1	0	4	0	1	3	1	1	0	1	1	1	1	2	4	1	3	3	0	1	1	2	2	1	2	
NYK	3	2	1	1	2	0	2	0	3	1	2	2	2	1	0	1	1	1	1	1	-	0	2	2	0	1	2	2	1	0	
MIL	1	2	3	2	4	1	1	1	3	1	2	4	1	2	1	2	-	0	1	3	2	4	2	1	1	2	1	0	1	2	
CHI	3	1	2	2	-	3	1	2	4	0	1	3	2	2	0	0	2	1	2	2	3	3	0	0	1	1	1	3	1	3	
CLE	1	1	1	2	1	-	1	2	2	0	1	4	2	0	0	2	3	1	1	3	2	2	0	0	2	2	2	3	1	2	
IND	0	1	0	0	1	0	1	0	1	1	2	-	1	1	0	1	0	0	1	2	1	1	1	1	0	1	1	2	1	2	
DET	2	1	0	1	0	2	0	0	-	0	1	3	0	0	0	1	1	0	0	0	1	3	1	0	0	1	1	1	3	1	0
MIA	3	1	3	4	4	1	1	0	3	0	2	2	1	1	1	-	2	0	2	2	2	3	2	1	2	1	2	2	2	3	
ATL	-	2	1	2	1	3	1	0	1	1	1	4	1	1	2	1	2	2	1	1	2	3	1	1	1	2	1	1	0	3	
CHA	2	1	2	-	1	2	1	1	2	1	1	4	0	1	1	0	2	1	2	3	2	3	1	0	1	1	2	1	1	3	
WAS	1	2	2	1	0	2	2	0	4	1	0	2	0	0	1	1	1	2	1	2	4	2	0	0	0	0	1	1	-	-	
ORL	1	0	1	1	1	1	1	1	1	1	1	1	2	0	0	1	0	2	1	2	1	2	1	-	0	0	1	0	1	1	0
MEM	0	0	2	1	2	2	1	3	2	3	3	2	4	3	-	1	1	2	3	2	2	2	1	2	1	3	4	1	2	1	2
DAL	1	2	1	1	1	1	-	2	2	3	4	1	2	2	3	1	1	2	3	1	1	0	3	1	0	3	4	2	2	0	0
NOP	1	0	0	1	1	1	1	2	1	3	1	3	1	3	1	0	1	2	-	1	1	1	0	1	3	2	1	1	2	1	1
SAS	1	2	0	0	1	0	0	2	1	2	3	0	2	2	0	0	1	0	3	0	3	2	0	0	4	1	-	0	2	2	2
HOU	1	0	1	1	1	1	0	0	1	0	-	0	0	1	1	0	0	0	1	0	3	1	0	0	2	1	1	0	1	2	2
UTA	2	1	1	1	1	1	2	4	1	1	3	0	2	1	1	0	1	3	2	2	4	1	2	1	4	4	1	1	-	1	0
DEN	2	0	2	1	0	0	1	-	2	3	3	2	3	2	1	2	1	1	3	2	2	1	1	1	3	4	2	1	0	2	2
MIN	0	1	1	1	0	1	2	3	2	3	2	1	3	2	2	-	2	1	4	0	1	0	4	0	4	2	3	0	1	0	0
POR	1	1	1	1	1	0	0	1	2	0	2	1	1	2	3	0	1	0	1	2	3	0	1	1	-	1	0	2	0	2	2
OKC	0	0	1	0	0	0	1	2	1	0	1	1	1	2	1	0	0	0	2	2	-	1	0	1	4	1	1	1	0	0	2
PHO	1	1	2	2	2	3	2	2	2	4	2	2	4	1	1	1	3	3	2	3	2	2	-	3	2	4	1	1	3	2	1
GSW	1	1	2	1	2	2	1	1	2	-	3	1	3	3	1	2	1	2	2	1	3	1	1	2	3	4	2	1	3	1	1
LAC	1	2	1	2	0	0	2	1	2	1	3	1	-	4	0	1	1	3	1	0	2	2	1	2	3	2	1	0	1	2	2
LAL	1	1	1	1	0	2	1	1	2	1	3	1	0	-	1	1	0	1	0	1	2	2	0	0	2	2	2	1	2	1	2
SAC	0	0	1	1	1	0	1	0	1	0	3	1	2	2	0	1	0	1	2	0	3	2	0	2	2	-	2	0	0	2	2

FINAL NBA STATS

2021-22 FINAL NBA INDIVIDUAL HIGHS

MOST MINUTES PLAYED, SEASON	2,854	Bridges, Phoenix
MOST MINUTES PLAYED, GAME	57	Siakam, Toronto at Miami, 1/29
MOST FIELD GOALS MADE, GAME	22	Morant, Memphis vs. San Antonio, 2/28
MOST FIELD GOAL ATTEMPTS, GAME	37	Durant, Brooklyn vs. New York, 3/13
MOST 3-PT. FIELD GOALS MADE, GAME	11	three times, most recently by: Covington, LA Clippers at Milwaukee, 4/1
MOST 3-PT. FIELD GOAL ATTEMPTS, GAME	20	Curry, Golden State vs. Memphis, 10/28
MOST FREE THROWS MADE, GAME	23	Embiid, Philadelphia at New York, 2/27
MOST FREE THROW ATTEMPTS, GAME	27	Embiid, Philadelphia at New York, 2/27
MOST REBOUNDS, GAME	25	two times, most recently by: Sabonis, Indiana at Minnesota, 11/29
MOST OFFENSIVE REBOUNDS, GAME	12	Looney, Golden State vs. Minnesota, 11/10
MOST DEFENSIVE REBOUNDS, GAME	21	Sabonis, Indiana at Minnesota, 11/29
MOST OFFENSIVE REBOUNDS, SEASON	349	Adams, Memphis
MOST DEFENSIVE REBOUNDS, SEASON	813	Jokic, Denver
MOST ASSISTS, GAME	19	three times, most recently by: Garland, Cleveland at Philadelphia, 3/4
MOST BLOCKED SHOTS, GAME	8	two times, most recently by: Robinson, New York vs. Memphis, 2/2
MOST PERSONAL FOULS, SEASON	286	Tate, Houston
MOST DISQUALIFICATIONS, SEASON	8	McDaniels, Minnesota

2021-22 FINAL NBA TEAM HIGHS AND LOWS

MOST POINTS, GAME	158	Charlotte at Indiana, 1/26
FEWEST POINTS, GAME	75	three times, most recently by: Sacramento at Boston, 1/25
HIGHEST FIELD GOAL PERCENTAGE, GAME	.687	Dallas at New Orleans, 12/1
LOWEST FIELD GOAL PERCENTAGE, GAME	.277	Portland at Minnesota, 3/7
MOST FIELD GOALS MADE, GAME	60	Memphis vs. Oklahoma City, 12/2
FEWEST FIELD GOALS MADE, GAME	23	three times, most recently by: Portland at Minnesota 3/7
MOST FIELD GOAL ATTEMPTS, GAME	120	Sacramento at LA Lakers, 11/27
FEWEST FIELD GOAL ATTEMPTS, GAME	67	Denver at Dallas, 1/3
MOST 3-POINT FIELD GOALS MADE, GAME	27	Utah vs. Boston, 12/3
MOST 3-POINT FIELD GOALS ATTEMPTED, GAME	58	Orlando vs. Miami, 4/10
MOST FREE THROWS MADE, GAME	42	LA Lakers at Denver, 4/1

FINAL NBA STATS, CONTINUED

2021-22 FINAL NBA LEADERS

MINIMUMS FOR LEADERS

Scoring:	58 games (82 game season)	Blocked Shots:	58 games (82 game season)
Rebounding:	58 games (82 game season)	Minutes:	58 games (82 game season)
Field Goal Percentage:	300 FGM	Asst/TO Ratio:	200 assists
Free Throw Percentage:	125 FTM	Sts/TO Ratio:	82 steals
3-Pt. Field Goal Percentage:	82 3FGM		
Assists:	58 games (82 game season)		
Steals:	58 games (82 game season)		

SCORING AVERAGE

Player, Team	G	FG	FT	Pts.	Avg.
Embiid, Philadelphia	68	666	354	2079	30.6
G. Antetokounmpo, Milw.	67	689	553	2002	29.9
Doncic, Dallas	65	641	364	1847	28.4
Young, Atlanta	76	711	500	2155	28.4
DeRozan, Chicago	76	774	520	2118	27.9
Jokic, Denver	74	764	379	2004	27.1
Tatum, Boston	76	708	400	2046	26.9
Booker, Phoenix	68	662	315	1822	26.8
Mitchell, Utah	67	617	267	1733	25.9
Curry, Golden State	64	535	275	1630	25.5
Towns, Minnesota	74	642	384	1818	24.6
Lavine, Chicago	67	565	320	1635	24.4
Brown, Boston	66	576	241	1559	23.6
Fox, Sacramento	59	516	261	1367	23.2
Siakam, Toronto	68	596	284	1551	22.8
McCollum, Por.-N.O.	62	536	116	1370	22.1
Harden, Bkn-Phi.	65	407	470	1432	22.0
Garland, Cleveland	68	542	215	1473	21.7
Edwards, Minnesota	72	549	220	1533	21.3
Murray, San Antonio	68	573	196	1438	21.1

FIELD GOAL PERCENTAGE

Player, Team	FG	FGA	Pct.
Gobert, Utah	362	508	.713
Allen, Cleveland	369	545	.677
Harrell, Was.-Ch	358	555	.645
Ayton, Phoenix	442	697	.634
Zubac, LA-C	310	495	.626
Poeltl, San Antonio	410	663	.618
Capela, Atlanta	370	604	.613
Jokic, Denver	764	1311	.583
Sabonis, Ind.-Sac	443	773	.573
Adebayo, Miami	440	743	.592
G. Antetokounmpo, Milwaukee	689	1245	.553
Valanciunas, New Orleans	510	938	.544
Nurkic, Portland	321	600	.535
Bridges, Phoenix	458	858	.534
Davis, LA-L	370	695	.532
Towns, Minnesota	642	1214	.529
Collins, Atlanta	339	644	.526
Carter, Orlando	359	684	.525
James, LA-L	640	1221	.524
Gordon, Denver	434	834	.520

REBOUNDS PER GAME

Player, Team	G	Off	Def	Tot	Avg.
Gobert, Utah	66	241	727	968	14.7
Jokic, Denver	74	206	813	1019	13.8
Sabonis, Indiana	62	201	551	752	12.1
Capela, Atlanta	74	279	598	877	11.9
Embiid, Philadelphia	68	146	650	796	11.7
G. Antetokounmpo, Milw.	67	134	644	778	11.6
Valanciunas, New Orleans	74	226	617	843	11.4
Vucevic, Chicago	73	142	662	804	11.0
Carter, Orlando	62	139	509	648	10.5
Ayton, Phoenix	58	149	444	593	10.2
Woods, Houston	68	110	576	686	10.1
Adams, Memphis	76	349	411	760	10.0
Randle, New York	72	125	591	716	9.9
Towns, Minnesota	74	194	533	727	9.8
R. Williams, Boston	61	238	350	588	9.6
Poeltl, San Antonio	68	262	372	634	9.3
Drummond, Phil-Bkn	73	229	451	680	9.3
Portis, Milwaukee	72	180	477	657	9.1
Doncic, Dallas	65	56	537	593	9.1
Stewart, Detroit	71	226	391	617	8.7

FREE THROW PERCENTAGE

Player, Team	FT	FTA	Pct.
Poolo, Golden State	246	266	.925
Curry, Golden State	275	298	.922
Durant, Brooklyn	372	409	.910
Young, Atlanta	500	553	.904
Gallinari, Atlanta	141	156	.904
Bane, Memphis	140	155	.903
Garland, Cleveland	215	241	.892
Middleton, Milwaukee	259	291	.890
Caldwell-Pope, Washington	137	154	.890
Quickley, New York	177	201	.881
Lillard, Portland	159	181	.878
DeRozan, Chicago	520	593	.877
Harden, Bkn-Phi	470	536	.877
VanVleet, Toronto	194	222	.874
Ball, Charlotte	212	243	.872
Morris, LA-C	129	148	.872
Butler, Miami	396	455	.870
Markkanen, Cleveland	138	159	.868
Booker, Phoenix	315	363	.868
Herro, Miami	190	219	.868

ASSISTS PER GAME

Player, Team	G	Ast.	Avg.
Paul, Phoenix	65	702	10.8
Harden, Bkn-Phi.	65	667	10.3
Young, Atlanta	76	737	9.7
Murray, San Antonio	68	627	9.2
Doncic, Dallas	65	568	8.7
Garland, Cleveland	68	583	8.6
Haliburton, Sac-Ind.	77	628	8.2
Jokic, Denver	74	584	7.9
Ball, Chicago	75	571	7.6
Lowry, Miami	63	474	7.5
Russell, Minnesota	65	460	7.1
Westbrook, Lakers	78	550	7.1
Holiday, Milwaukee	67	457	6.8
VanVleet, Toronto	65	434	6.7
Curry, Golden State	64	404	6.3
Porter, Houston	61	376	6.2
Smart, Boston	71	417	5.9
G. Antetokounmpo, Milwaukee	67	388	5.8
Anthony, Orlando	65	369	5.7
Fox, Sacramento	59	330	5.6

3-POINT FIELD GOAL PERCENTAGE

Player, Team	3FG	3FGA	Pct.
Kennard, LA-C	190	423	.449
Bane, Memphis	228	523	.436
Maxey, Philadelphia	132	309	.427
Johnson, Phoenix	166	391	.425
Ball, Chicago	110	260	.423
Curry, Phi-Bkn	158	374	.422
McDermott, San Antonio	108	256	.422
Powell, Por-LA-C	106	253	.419
Irving, Brooklyn	100	239	.418
Richardson, Bos-S.A	102	246	.415
Haliburton, Sac-Ind.	161	389	.414
Forbes, S.A-Denver	122	295	.414
Pritchard, Boston	101	245	.412
Gordon, Houston	124	301	.412
Holiday, Milwaukee	132	321	.411
G. Williams, Boston	106	258	.411
Towns, Minnesota	150	366	.410
Strus, Miami	181	442	.410
Allen, Milwaukee	159	389	.409
Conley, Utah	169	414	.408

FINAL NBA STATS, CONTINUED

2021-22 FINAL NBA LEADERS

STEALS PER GAME

Player, Team	G	Stl.	Avg.
Murray, San Antonio	68	138	2.03
Paul, Phoenix	65	121	1.86
Trent, Toronto	70	122	1.74
Thybulle, Philadelphia	66	115	1.74
Haliburton, Sac-Ind	77	134	1.74
VanVleet, Toronto	65	111	1.71
Smart, Boston	71	119	1.68
Jones, New Orleans	78	130	1.67
Holiday, Milwaukee	67	108	1.61
Ball, Charlotte	75	119	1.59
Mitchell, Utah	67	99	1.48
Jokic, Denver	74	109	1.47
Edwards, Minnesota	72	105	1.47
Covington, Por-LA-C	71	103	1.45
Crowder, Phoenix	67	95	1.42
Melton, Memphis	73	103	1.41
Okeke, Orlando	70	97	1.39
Payton, Golden State	71	96	1.35
Vanderbilt, Minnesota	74	99	1.34
Conley, Utah	72	96	1.33

BLOCKED SHOTS PER GAME

Player, Team	G	Blk	Avg.
Jackson, Memphis	78	177	2.27
R. Williams, Boston	61	134	2.20
Gobert, Utah	66	137	2.08
Robinson, New York	72	132	1.83
Poeltl, San Antonio	68	118	1.74
Mobley, Cleveland	69	115	1.67
Bamba, Orlando	71	118	1.66
Whiteside, Utah	65	103	1.58
Embiid, Philadelphia	68	99	1.46
Gafford, Washington	72	99	1.38
G. Antetokounmpo, Milwaukee	67	91	1.36
Horford, Boston	69	92	1.33
Covington, Por.-LA-C	71	91	1.28
Capela, Atlanta	74	93	1.26
Hartenstein, LA-C	68	77	1.13
Towns, Minnesota	74	83	1.12
Stewart, Detroit	71	78	1.10
McGee, Phoenix	74	81	1.09
Thybulle, Philadelphia	66	71	1.08
Clarke, Memphis	64	68	1.06

ASSIST/TURNOVER RATIO - TEAM

Team	Ast.	TO	Ratio
San Antonio	2289	1042	2.20
Charlotte Hornets	2302	1087	2.12
Phoenix	2244	1060	2.12
Atlanta	2017	972	2.08
Memphis	2131	1082	1.97
Denver	2279	1189	1.92
Washington	2052	1077	1.91
Philadelphia	1945	1027	1.89
Dallas	1918	1025	1.87
Chicago	1958	1052	1.86
Boston	2036	1118	1.82
Golden State	2223	1221	1.82
Brooklyn	2071	1153	1.80
Minnesota	2106	1175	1.79
Milwaukee	1960	110	1.78
New Orleans	2047	1153	1.78
Toronto	1809	1021	1.77
Indiana	2081	1183	1.76
Miami	2090	1194	1.75
LA Clippers	1969	1126	1.75
Cleveland	2064	1181	1.75
Sacramento	1943	1156	1.68
Detroit	1924	1163	1.65
LA Lakers	1968	1191	1.65
New York	1793	1087	1.65
Orlando	1947	1188	1.64
Utah	1836	1149	1.60
Oklahoma City	1822	1144	1.59
Portland	1880	1187	1.58
Houston	1932	1351	1.43

STEALS/TURNOVER RATIO - TEAM

Team	Stl.	TO	Ratio
Memphis	800	1082	0.74
Toronto	737	1021	0.72
Phoenix	702	1060	0.66
Charlotte	707	1087	0.65
Philadelphia	633	1027	0.62
Minnesota	721	1175	0.61
Atlanta	587	972	0.60
San Antonio	626	1042	0.60
New Orleans	680	1153	0.59
Golden State	719	1221	0.59
Milwaukee	623	1100	0.57
Chicago	585	1052	0.56
Portland	657	1187	0.55
Oklahoma City	622	1144	0.54
Detroit	630	1163	0.54
LA Clippers	608	1126	0.54
Dallas	552	1025	0.54
Boston	591	1118	0.53
LA Lakers	626	1191	0.53
New York	570	1087	0.52
Utah	588	1149	0.51
Sacramento	588	1156	0.51
Miami	606	1194	0.51
Brooklyn	582	1153	0.50
Denver	592	1189	0.50
Indiana	582	1183	0.49
Cleveland	580	1181	0.49
Washington	522	1181	0.48
Orlando	555	1188	0.47
Houston	600	1351	0.44

ASSIST/TURNOVER RATIO - INDIVIDUAL

Player, Team	Ast.	TO	Ratio
Jones, Memphis	324	46	7.04
Jones, San Antonio	233	46	5.07
Paul, Phoenix	702	153	4.59
Morris, Denver	333	78	4.27
Beverly, Minnesota	268	73	3.67
Maxey, Philadelphia	321	88	3.65
Horford, Boston	232	65	3.57
Murray, San Antonio	627	180	3.48
Rozier, Charlotte	326	96	3.40
Dinwiddie, Was-Dal	346	104	3.33

STEALS/TURNOVER RATIO - INDIVIDUAL

Player, Team	Stl.	TO	Ratio
Thybulle, Philadelphia	115	39	2.95
Payton II, Golden State	71	40	2.40
Wright, Atlanta	93	45	2.07
Crowder, Phoenix	95	55	1.73
Okeke, Orlando	97	57	1.70
Trent Jr., Toronto	122	72	1.69
Martin, Charlotte	88	61	1.44
Bridges, Phoenix	96	68	1.41
Covington, Por-Lac	103	75	1.37
Vanderbilt, Minnesota	99	73	1.36

FINAL NBA STATS, CONTINUED

MISCELLANEOUS STANDINGS

	Leading At Half	Trailing At Half	Leading After Third	Trailing After Third	Season Won-Lost
Atlanta	35-12	7-27	38-6	5-31	43-39
Boston	41-9	10-22	45-7	6-23	51-31
Brooklyn	29-15	14-23	34-9	9-28	44-38
Charlotte	30-8	12-31	36-6	6-33	43-39
Chicago	35-5	11-31	36-5	9-31	46-36
Cleveland	30-14	12-23	33-9	11-29	44-38
Dallas	34-9	17-20	45-6	6-22	52-30
Denver	36-12	9-21	39-10	6-23	48-34
Detroit	12-17	11-39	16-10	5-49	23-59
Golden State	36-7	16-21	44-9	7-19	53-29
Houston	9-15	10-46	14-9	5-52	20-62
Indiana	21-14	4-39	18-12	6-42	25-57
L.A. Clippers	29-8	13-32	31-5	11-34	42-40
L.A. Lakers	17-12	14-35	18-14	14-35	33-49
Memphis	50-9	6-16	47-3	9-21	56-26
Miami	41-11	11-17	46-5	7-23	53-29
Milwaukee	43-11	8-20	42-1	8-29	51-31
Minnesota	34-10	12-26	42-8	4-28	46-36
New Orleans	24-8	11-37	28-5	6-39	36-46
New York	28-13	7-31	32-12	5-33	37-45
Oklahoma City	9-10	14-46	16-6	8-52	24-58
Orlando	13-9	9-51	14-9	8-50	22-60
Philadelphia	37-11	13-19	41-8	9-23	51-31
Phoenix	49-6	15-12	47-0	17-17	64-18
Portland	20-13	7-41	20-7	6-47	27-55
Sacramento	21-15	7-36	22-7	7-44	30-52
San Antonio	28-9	6-38	31-7	2-40	34-48
Toronto	33-9	15-25	38-6	9-27	48-34
Utah	39-13	9-20	45-13	2-20	49-33
Washington	18-11	15-36	27-6	7-41	35-47

TEAM STATISTICS

TEAM	FIELD GOALS			3-PT. FG'S			FREE THROWS			REBOUNDS			SCORING				
	G	MADE - ATT	PCT	MADE - ATT	PCT	MADE - ATT	PCT	OFF - DEF	TOT	AST	PF	DQ	STL	TO	BLK	PTS	AVG.
MIL	82	3221-6610	.487	1038-2669	.389	1169-1539	.760	741-2724	3465	1834	1244	4	585	995	334	8649	120.1
BKN	82	3106-6289	.494	1020-2600	.392	1305-1623	.804	640-2559	3199	1929	1371	6	484	975	379	8537	118.6
WAS	82	3108-6547	.475	733-2088	.351	1449-1884	.769	697-2557	3254	1835	1555	9	528	1037	297	8398	116.6
UTA	82	2971-6344	.468	1205-3098	.389	1235-1546	.799	765-2709	3474	1703	1335	3	474	1023	371	8382	116.4
POR	82	2973-6558	.453	1132-2939	.385	1282-1558	.823	766-2441	3207	1531	1362	3	496	799	363	8360	116.1
IND	82	3115-6567	.474	889-2445	.364	1183-1493	.792	648-2424	3072	1973	1453	15	611	975	460	8302	115.3
PHO	82	3118-6357	.490	940-2490	.378	1124-1347	.834	630-2462	3092	1939	1374	5	517	902	312	8306	115.3
DEN	82	3114-6422	.485	927-2462	.377	1129-1406	.803	758-2442	3200	1933	1374	5	582	972	323	8284	115.1
NOP	82	3060-6412	.477	762-2190	.348	1369-1878	.729	845-2568	3413	1872	1295	6	545	1052	315	8251	114.6
LAC	82	3009-6242	.482	1027-2498	.411	1164-1387	.839	678-2501	3179	1756	1383	4	509	950	295	8209	114.0
SAC	82	3067-6382	.481	874-2400	.364	1181-1585	.745	674-2307	2981	1836	1400	9	543	963	358	8189	113.7
GSW	82	2973-6347	.468	1048-2789	.376	1193-1520	.785	574-2524	3098	1991	1526	6	587	1080	342	8187	113.7
ATL	82	2937-6281	.468	895-2402	.373	1417-1745	.812	760-2525	3285	1737	1392	2	503	953	342	8186	113.7
PHI	82	2981-6257	.476	811-2169	.374	1409-1836	.767	722-2522	3244	1706	1456	5	655	1040	447	8182	113.6
MEM	82	3085-6608	.467	803-2258	.356	1184-1536	.771	803-2543	3346	1938	1349	13	655	957	364	8157	113.3
BOS	82	2985-6401	.466	979-2618	.374	1160-1496	.775	765-2421	3186	1689	1471	3	556	1012	383	8109	112.6
DAL	82	2958-6287	.472	994-2744	.362	1186-1524	.778	657-2463	3120	1647	1396	8	540	869	311	8096	112.4
MIN	82	2932-6546	.448	944-2706	.349	1265-1662	.761	757-2376	3133	1846	1507	11	632	1027	398	8073	112.1
TOR	82	2859-6383	.448	1041-2831	.368	1252-1536	.815	680-2314	2994	1735	1526	12	618	952	389	8011	111.3
SAS	82	3014-6518	.462	716-2046	.350	1669-2489	.792	669-2489	3158	1759	1293	3	505	821	366	7998	111.1
CHI	82	3035-6380	.476	904-2446	.370	995-1258	.791	693-2544	3237	1927	1362	3	482	1089	304	7969	110.1
LAL	82	2925-6197	.472	796-2248	.354	1214-1679	.739	695-2490	3185	1775	1377	3	587	1095	386	7887	109.5
CHA	82	2875-6324	.455	985-2666	.369	1146-1505	.761	762-2389	3151	1933	1297	1	565	1069	344	7881	109.5
HOU	82	2826-6372	.444	992-2923	.339	1189-1606	.740	671-2396	3067	1699	1407	10	546	1060	361	7833	108.8
MIA	82	2824-6029	.468	932-2606	.358	1201-1520	.790	579-2409	2988	1895	1363	8	569	1013	286	7781	108.1
NYK	82	2839-6225	.456	847-2163	.392	1181-1506	.784	696-2554	3250	1541	1473	10	507	932	365	7706	107.6
DET	82	2783-6162	.452	832-2370	.351	1278-1683	.759	694-2381	3075	1743	1477	16	531	1075	371	7676	106.0
OKC	82	2795-6338	.441	857-2529	.339	1113-1536	.725	715-2568	3283	1588	1305	7	504	1162	316	7560	105.0
ORL	82	2754-6423	.429	784-2288	.343	1196-1543	.775	747-2525	3272	1571	1237	4	496	924	318	7488	104.0
CLE	82	2778-6175	.450	720-2141	.336	1200-1614	.743	751-2327	3078	1716	1308	7	559	1114	325	7476	103.8

FINAL NBA STATS, CONTINUED

OPPONENTS' STATISTICS

TEAM	FIELD GOALS			3-PT. FG'S			FREE THROWS			REBOUNDS			SCORING					
	MADE - ATT	PCT	MADE - ATT	PCT	MADE - ATT	PCT	MADE - ATT	PCT	OFF - DEF	TOT	AST	PF	DQ	STL	TO	BLK	PTS	AVG.
NYK	2730-6209	.440	864-2565	.337	1216-1598	.761	695-2478	3173	1696	1286	8	472	918	391	7540	104.7	+ 2.3	
LAL	2862-6221	.460	818-2321	.352	1144-1475	.776	634-2392	3026	1776	1530	10	593	1095	327	7686	106.8	+ 2.8	
UTA	2943-6581	.447	783-2293	.341	1047-1364	.768	706-2362	3068	1604	1365	6	554	827	282	7716	107.8	+ 9.3	
LAC	2887-6223	.464	833-2341	.356	1157-1489	.777	659-2307	2966	1650	1303	2	510	925	304	7764	107.8	+ 6.2	
MIA	2815-6137	.459	1027-2814	.365	1122-1435	.782	684-2404	3088	1857	1414	11	541	1085	287	7779	108.0	+ 0.0	
PHI	2835-6259	.453	857-2378	.360	1253-1640	.764	702-2388	3090	1694	1509	9	521	1122	335	7780	108.1	+ 5.6	
PHO	2916-6248	.467	836-2359	.354	1213-1560	.778	674-2401	3075	1652	1294	6	498	981	258	7881	109.5	+ 5.8	
DEN	2883-6149	.469	934-2570	.363	1229-1589	.773	652-2314	2966	1864	1379	6	540	1014	325	7929	110.1	+ 4.9	
DAL	2885-6269	.460	825-2537	.365	1238-1621	.764	704-2460	3164	1631	1446	7	527	908	264	7933	110.2	+ 2.3	
DET	2980-6260	.476	817-2260	.362	1221-1607	.760	717-2475	3192	1785	1469	10	578	1004	419	7998	111.1	- 4.5	
BOS	2875-6191	.464	925-2473	.374	1329-1692	.785	677-2382	3059	1732	1389	5	531	1015	334	8004	111.2	+ 1.5	
ATL	2971-6418	.463	858-2460	.349	1219-1519	.803	719-2352	3071	1754	1422	8	557	886	363	8019	111.4	+ 2.3	
CHA	2972-6346	.468	1042-2847	.366	1034-1387	.745	766-2487	3253	1951	1340	5	582	1062	347	8020	111.4	- 1.9	
CHI	2983-6313	.473	829-2328	.356	1238-1600	.774	624-2410	3034	1737	1277	5	614	917	364	8033	111.6	- 0.9	
TOR	2809-6099	.461	1001-2641	.379	1426-1785	.799	720-2582	3302	1872	1405	8	477	1161	402	8045	111.7	- 0.5	
MEM	2953-6387	.462	926-2526	.367	1251-1588	.788	704-2515	3219	1827	1318	7	552	1068	377	8083	112.3	+ 1.0	
CLE	3024-6245	.484	893-2334	.383	1143-1468	.779	712-2437	3149	1828	1451	3	613	1033	425	8084	112.3	- 8.4	
GSW	2897-6408	.452	891-2481	.359	1426-1834	.778	769-2635	3404	1711	1406	10	567	1083	312	8111	112.7	+ 1.1	
SAS	3055-6469	.472	885-2350	.377	1128-1489	.758	732-2681	3143	1784	1338	4	454	949	369	8123	112.8	- 1.7	
ORL	3039-6456	.471	987-2649	.373	1093-1390	.786	704-2706	3410	1874	1342	3	548	917	384	8158	113.3	- 9.3	
BKN	3017-6573	.459	951-2607	.365	1268-1584	.775	753-2348	3101	1729	1361	6	550	908	330	8213	114.1	+ 4.5	
MIL	3052-6688	.456	1068-2778	.384	1053-1350	.780	693-2435	3128	1804	1320	4	507	947	348	8225	114.2	+ 5.9	
POR	3007-6355	.473	928-2494	.372	1289-1638	.787	710-2558	3268	1794	1374	6	440	892	333	8231	114.3	+ 1.8	
NOP	3016-6431	.469	1043-2745	.380	1197-1516	.790	644-2366	3010	1866	1534	16	555	961	426	8272	114.9	- 0.3	
IND	3076-6576	.468	828-2265	.366	1325-1695	.782	813-2555	3368	1877	1306	5	535	1066	381	8305	115.3	- 0.0	
OKC	3123-6603	.473	978-2688	.364	110													

2022 NBA DRAFT

FIRST ROUND

TEAM	NAME	COLLEGE/PRIOR COUNTRY PLAYED
1. Orlando	Paolo Banchemo	Duke
2. Oklahoma City	Chet Holmgren	Gonzaga
3. Houston	Jabari Smith	Auburn
4. Sacramento	Keegan Murray	Iowa
5. Detroit	Jaden Ivey	Purdue
6. Indiana	Bennedict Mathurin	Arizona
7. Portland	Shaedon Sharpe	Kentucky
8. New Orleans	Dyson Daniels	G League Ignite
9. San Antonio	Jeremy Sochan	Baylor
10. Washington	Johnny Davis	Wisconsin
11. New York	Ousmane Dieng	New Zealand Breakers
12. Oklahoma City	Jalen Williams	Santa Clara
13. Charlotte	Jalen Duren	Memphis
14. Cleveland	Ochai Agbaji	Kansas
15. Charlotte	Mark Williams	Duke
16. Atlanta	AJ Griffin	Duke
17. Houston	Tari Eason	LSU
18. Chicago	Dalen Terry	Arizona
19. Minnesota	Jake LaRavia	Wake Forest
20. San Antonio	Malaki Branham	Ohio State
21. Denver	Christian Braun	Kansas
22. Memphis	Walker Kessler	Auburn
23. Philadelphia	David Roddy	Colorado State
24. Milwaukee	MarJon Beauchamp	G League Ignite
25. San Antonio	Blake Wesley	Notre Dame
26. Dallas	Wendell Moore Jr.	Duke
27. Miami	Nikola Jovic	Mega Mozzart (Serbia)
28. Golden State	Patrick Baldwin Jr.	Milwaukee
29. Memphis	TyTy Washington	Kentucky
30. Oklahoma City	Peyton Watson	UCLA

SECOND ROUND

TEAM	NAME	COLLEGE/PRIOR COUNTRY PLAYED
31. Indiana	Andrew Nembhard	Gonzaga
32. Orlando	Caleb Houston	Michigan
33. Toronto	Christian Koloko	Arizona
34. Oklahoma City	Jaylin Williams	Arkansas
35. LA Lakers	Max Christie	Michigan State
36. Portland	Gabriele Procida	Fortitudo Bologna (Italy)
37. Sacramento	Jaden Hardy	G League Ignite
38. San Antonio	Kennedy Chandler	Tennessee
39. Cleveland	Khalifa Diop	Gran Canaria (Spain)
40. Minnesota	Bryce McGowens	Nebraska
41. New Orleans	EJ Liddell	Ohio State
42. New York	Trevor Keels	Duke
43. LA Clippers	Moussa Diabate	Michigan
44. Atlanta	Ryan Rollins	Toledo
45. Charlotte	Josh Minott	Memphis
46. Detroit	Ismael Kamagate	Paris Basketball (France)
47. Memphis	Vince Williams Jr.	VCU
48. Minnesota	Kendall Brown	Baylor
49. Cleveland	Isaiah Mobley	USC
50. Minnesota	Matteo Spagnolo	Vanoli Cremona (Italy)
51. Golden State	Tyrese Martin	Connecticut
52. New Orleans	Karlo Matkovic	Mega Mozzart (Serbia)
53. Boston	JD Davison	Alabama
54. Washington	Yannick Nzosa	Unicaja Malaga (Spain)
55. Golden State	Gui Santos	Minas (Brazil)
56. Cleveland	Luke Travers	Perth (Australia)
57. Portland	Jabari Walker	Colorado
58. Indiana	Hugo Beeson	New Zealand Breakers

PAST NBA CHAMPIONS

Season	Champions	Eastern	W-L	Western	W-L
46-47	Philadelphia	Washington	49-11	Chicago	39-22
47-48	Baltimore	Philadelphia	27-21	St. Louis	29-19
48-49	Minneapolis	Washington	38-22	Rochester	45-15

Season	Champions	Eastern	W-L	Western	W-L	Central	W-L
49-50	Minneapolis	Syracuse	51-13	Indianapolis	39-25	Minneapolis	51-17
						Rochester	51-17

Season	Champions	Eastern	W-L	Western	W-L
50-51	Rochester	Philadelphia	40-26	Minneapolis	44-24
51-52	Minneapolis	Syracuse	40-26	Rochester	41-25
52-53	Minneapolis	N.Y. Knicks	47-23	Minneapolis	48-22
53-54	Minneapolis	N.Y. Knicks	44-28	Minneapolis	46-26
54-55	Syracuse	Syracuse	43-29	Fort Wayne	43-29
55-56	Philadelphia	Philadelphia	45-27	Fort Wayne	37-35
56-57	Boston	Boston	44-28	St. Louis	34-38
				Fort Wayne	34-38
				Minneapolis	34-38
				Fort Wayne	34-38
57-58	St. Louis	Boston	49-23	St. Louis	41-31
58-59	Boston	Boston	52-20	St. Louis	49-23
59-60	Boston	Boston	59-19	St. Louis	46-29
60-61	Boston	Boston	57-20	St. Louis	51-28
61-62	Boston	Boston	60-02	Los Angeles	54-26
62-63	Boston	Boston	58-22	Los Angeles	53-27
63-64	Boston	Boston	59-21	San Francisco	48-32
64-65	Boston	Boston	62-18	Los Angeles	49-31
65-66	Boston	Philadelphia	55-25	Los Angeles	45-35
66-67	Philadelphia	Philadelphia	69-13	San Francisco	44-37
67-68	Boston	Philadelphia	62-20	St. Louis	56-26
68-69	Boston	Baltimore	57-25	Los Angeles	55-27
69-70	N.Y. Knicks	N.Y. Knicks	60-22	Atlanta	48-34

Season	Champions	Atlantic	W-L	Central	W-L	Midwest	W-L	Pacific	W-L
70-71	Milwaukee	N.Y. Knicks	52-30	Baltimore	42-40	Milwaukee	66-16	Los Angeles	46-34
71-72	L.A. Lakers	Boston	58-26	Baltimore	38-44	Milwaukee	63-19	Los Angeles	69-13
72-73	N.Y. Knicks	Boston	68-14	Baltimore	52-20	Milwaukee	60-20	Los Angeles	60-22
73-74	Duke	Boston	56-26	Capital	47-35	Milwaukee	59-23	Los Angeles	47-35
74-75	Golden State	Boston	60-22	Washington	60-22	Chicago	47-35	Golden State	48-34
75-76	Boston	Boston	54-28	Cleveland	48-33	Milwaukee	38-44	Golden State	59-23
76-77	Portland	Philadelphia	50-32	Houston	49-33	Houston	50-32	Los Angeles	53-29
77-78	Washington	Philadelphia	55-27	San Antonio	52-30	Denver	48-34	Portland	53-24
78-79	Seattle	Washington	54-28	San Antonio	48-34	Kansas City	48-34	Seattle	53-30
79-80	L.A. Lakers	Boston	61-21	Atlanta	50-32	Milwaukee	49-33	Los Angeles	60-22
80-81	Boston	Boston	62-20	Milwaukee	60-22	San Antonio	50-32	Phoenix	57-25
81-82	L.A. Lakers	Boston	63-19	Milwaukee	55-27	San Antonio	48-34	Los Angeles	57-25
82-83	Philadelphia	Philadelphia	65-17	Milwaukee	51-31	San Antonio	53-29	Los Angeles	58-24
83-84	L.A. Lakers	Boston	62-20	Milwaukee	50-32	Utah	45-37	Los Angeles	54-28
84-85	L.A. Lakers	Boston	63-19	Milwaukee	59-23	Denver	52-30	L.A. Lakers	62-20
85-86	Boston	Boston	67-15	Milwaukee	57-25	Houston	51-31	L.A. Lakers	62-20
86-87	L.A. Lakers	Boston	59-23	Atlanta	57-25	Dallas	55-27	L.A. Lakers	65-17
87-88	L.A. Lakers	Boston	57-25	Detroit	54-28	Denver	54-28	L.A. Lakers	62-20
88-89	Detroit	N.Y. Knicks	52-30	Detroit	63-19	Utah	51-31	L.A. Lakers	57-25
89-90	Detroit	Philadelphia	53-29	Detroit	59-23	San Antonio	56-26	L.A. Lakers	63-19
90-91	Chicago	Boston	96-26	Chicago	61-21	San Antonio	55-27	Portland	63-19
91-92	Chicago	Chicago	51-31	Chicago	67-15	Utah	55-27	Portland	57-25
92-93	Chicago	N.Y. Knicks	60-22	Chicago	57-25	Houston	55-27	Phoenix	62-20
93-94	Houston	N.Y. Knicks	57-25	Atlanta	57-25	Houston	58-24	Seattle	63-19
94-95	Houston	Orlando	57-25	Indiana	52-30	San Antonio	62-20	Phoenix	59-23
95-96	Chicago	Orlando	60-22	Chicago	72-10	San Antonio	59-23	Seattle	64-18
96-97	Chicago	Chicago	61-21	Chicago	69-13	Utah	64-18	Seattle	57-25
97-98	Chicago	Miami	55-27	Chicago	62-20	Utah	62-20	Seattle	61-21
98-99	San Antonio	New York	27-23	Indiana	33-17	San Antonio	37-13	Portland	35-15
99-00	L.A. Lakers	Miami	52-30	Indiana	56-26	Utah	55-27	L.A. Lakers	67-15
00-01	L.A. Lakers	Philadelphia	56-26	Milwaukee	52-30	San Antonio	58-24	L.A. Lakers	56-26
01-02	Toledo	New Jersey	52-30	Detroit	58-24	San Antonio	58-24	Sacramento	61-21
02-03	San Antonio	New Jersey	49-33	Detroit	50-32	San Antonio	60-22	Sacramento	59-23
03-04	Detroit	New Jersey	47-35	Indiana	61-21	Minnesota	58-24	L.A. Lakers	56-26

Season	Champions	Atlantic	Central	Southeast	Southwest	Northwest	Pacific
04-05	San Antonio	Boston (45-37)	Detroit (54-28)	Miami (59-23)	San Antonio (59-23)	Seattle (52-30)	Phoenix (62-20)
05-06	Miami	New Jersey (49-33)	Detroit (64-18)	Miami (52-30)	San Antonio (63-19)	Denver (44-38)	Phoenix (54-28)
06-07	San Antonio	Toronto (47-35)	Detroit (53-29)	Miami (44-38)	Dallas (67-15)	Utah (51-31)	Phoenix (61-21)
07-08	Boston	Boston (66-16)	Detroit (59-23)	Orlando (52-30)	New Orleans (56-26)	Utah (54-28)	LA Lakers (65-17)
08-09	LA Lakers	Boston (62-20)	Cleveland (66-16)	Orlando (59-23)	San Antonio (54-28)	Denver (54-28)	LA Lakers (67-25)
09-10	LA Lakers	Boston (50-32)	Cleveland (61-21)	Orlando (59-23)	Dallas (55-27)	Denver (53-29)	LA Lakers (67-25)
10-11	Dallas	Boston (56-26)	Chicago (62-20)	Miami (58-24)	San Antonio (61-21)	OKC (55-27)	LA Lakers (57-25)
11-12	Miami	Boston (59-27)	Chicago (50-16)	Miami (46-20)	San Antonio (50-16)	OKC (47-19)	LA Lakers (41-25)
12-13	Miami	New York (54-28)	Indiana (49-32)	Miami (66-16)	San Antonio (58-24)	OKC (60-22)	LAC (56-26)
13-14	San Antonio	Toronto (48-34)	Indiana (56-26)	Miami (54-28)	San Antonio (62-20)	OKC (59-23)	LAC (57-25)
14-15	Golden State	Toronto (49-33)	Cleveland (53-29)	Atlanta (60-22)	Houston (56-26)	Portland (61-31)	GSW (67-15)
15-16	Cleveland	Toronto (56-26)	Cleveland (57-25)	Miami (48-34)	San Antonio (67-15)	OKC (55-27)	GSW (73-9)
16-17	Golden State	Golden State (53-29)	Cleveland (61-31)	Washington (49-33)	San Antonio (61-21)	Utah (51-31)	GSW (67-15)
17-18	Golden State	Toronto (59-23)	Cleveland (50-32)	Miami (44-38)	Houston (65-17)	Portland (49-33)	GSW (58-24)
18-19	Toronto	Toronto (58-24)	Milwaukee (60-22)	Orlando (42-40)	Houston (53-29)	Denver (54-28)	GSW (57-25)
19-20	LA Lakers	Toronto (53-19)	Milwaukee (56-17)	Miami (44-29)	Houston (44-28)	Denver (46-27)	LA Lakers (52-19)
20-21	Milwaukee	Philadelphia (49-23)	Milwaukee (46-26)	Atlanta (41-31)	Dallas (42-30)	Utah (52-20)	Phoenix (51-21)
21-22	Golden State	Boston (51-31)	Milwaukee (51-31)	Miami (53-29)	Memphis (56-26)	Utah (49-33)	Phoenix (64-18)



PAST ABA CHAMPIONS

Season	Champions	Eastern	W-L	Western	W-L
67-68	Pittsburgh	Pittsburgh	54-24	New Orleans	48-30
68-69	Oakland	Indiana	44-34	Oakland	60-18
69-70	Indiana	Indiana	59-25	Denver	51-33
70-71	Utah	Virginia	55-29	Indiana	58-26
71-72	Indiana	Kentucky	68-16	Utah	60-24
72-73	Indiana	Carolina	57-27	Utah	55-29
73-74	N.Y. Nets	N.Y. Nets	55-29	Utah	51-33
74-75	Kentucky	Kentucky	58-26	Denver	65-19

Season	Champions
75-76	N.Y. Nets
Overall	W-L
Denver	60-24

ALL-TIME NBA AWARD WINNERS

ROOKIE OF THE YEAR

Season	Player	Team
1952-53	Don Meineke	Fort Wayne
1953-54	Ray Felix	Baltimore
1954-55	Bob Pettit	Milwaukee
1955-56	Maurice Stokes	Rochester
1956-57	Tom Heinsohn	Boston
1957-58	Woody Saunderson	Philadelphia
1958-59	Elgin Baylor	Minneapolis
1959-60	Wilt Chamberlain	Philadelphia
1960-61	Oscar Robertson	Cincinnati
1961-62	Walt Bellamy	Chicago
1962-63	Terry Dischinger	Chicago
1963-64	Jerry Lucas	Cincinnati
1964-65	Willis Reed	New York
1965-66	Rick Barry	San Francisco
1966-67	Dave Bing	Detroit
1967-68	Earl Monroe	Baltimore
1968-69	Wes Unseld	Baltimore
1969-70	Kareem Abdul-Jabbar	Milwaukee
1970-71	Geoff Petrie, Dave Cowens	Portland, Boston
1971-72	Sidney Wicks	Portland
1972-73	Bob McAdoo	Buffalo
1973-74	Rick Barry	Buffalo
1974-75	Keith Wilkes	Golden State
1975-76	Alvan Adams	Phoenix
1976-77	Adrian Dantley	Buffalo
1977-78	Walter Davis	Phoenix
1978-79	Phil Ford	Kansas City
1979-80	Larry Bird	Boston
1980-81	Darrell Griffith	Utah
1981-82	Buck Williams	New Jersey
1982-83	Terry Cummings	San Diego
1983-84	Ralph Sampson	Houston
1984-85	Michael Jordan	Chicago
1985-86	Patrick Ewing	New York
1986-87	Chuck Person	Indiana

MOST VALUABLE PLAYER

Season	Player	Team
1955-56	Bob Pettit	St. Louis
1956-57	Bob Cousy	Boston
1957-58	Bill Russell	Boston
1958-59	Bob Pettit	St. Louis
1959-60	Wilt Chamberlain	Philadelphia
1960-61	Bill Russell	Boston
1961-62	Bill Russell	Boston
1962-63	Bill Russell	Boston
1963-64	Oscar Robertson	Cincinnati
1964-65	Bill Russell	Boston
1965-66	Wilt Chamberlain	Philadelphia
1966-67	Wilt Chamberlain	Philadelphia
1967-68	Wilt Chamberlain	Philadelphia
1968-69	Wes Unseld	Baltimore
1969-70	Willis Reed	New York
1970-71	Kareem Abdul-Jabbar	Milwaukee
1971-72	Kareem Abdul-Jabbar	Milwaukee
1972-73	Dave Cowens	Boston
1973-74	Kareem Abdul-Jabbar	Milwaukee
1974-75	Bob McAdoo	Buffalo
1975-76	Kareem Abdul-Jabbar	L.A. Lakers
1976-77	Kareem Abdul-Jabbar	L.A. Lakers
1977-78	Bill Walton	Portland
1978-79	Moses Malone	Houston
1979-80	Kareem Abdul-Jabbar	L.A. Lakers
1980-81	Julius Erving	Philadelphia
1981-82	Moses Malone	Houston
1982-83	Moses Malone	Philadelphia
1983-84	Larry Bird	Boston
1984-85	Larry Bird	Boston
1985-86	Larry Bird	Boston
1986-87	Ervin Johnson	L.A. Lakers
1987-88	Michael Jordan	Chicago

COACH OF THE YEAR

Season	Player	Team
1962-63	Harry Gallatin	St. Louis
1963-64	Alex Hannan	San Francisco
1964-65	Red Auerbach	Boston
1965-66	Dolph Schayes	Philadelphia
1966-67	Johnny Kerr	Chicago
1967-68	Richie Guerin	St. Louis
1968-69	Gene Shue	Baltimore
1969-70	Red Holzman	New York
1970-71	Dick Motta	Chicago
1971-72	Bill Sharman	L.A. Lakers
1972-73	Tom Heinsohn	Boston
1973-74	Ray Scott	Detroit
1974-75	Phil Johnson	Kansas City
1975-76	Bill Fitch	Cleveland
1976-77	Tom Nissalke	Albany
1977-78	Hubie Brown	Houston
1978-79	Cotton Fitzsimmons	Kansas City
1979-80	Phil Fitch	Boston
1980-81	Jack McKinney	Indiana
1981-82	Gene Shue	Washington
1982-83	Don Nelson	Milwaukee
1983-84	Frank Layden	Utah
1984-85	Don Nelson	Milwaukee
1985-86	Mike Fratello	Atlanta
1986-87	Mike Schuler	Portland
1987-88	Doug Moe	Denver
1988-89	Cotton Fitzsimmons	Phoenix
1989-90	Pat Riley	L.A. Lakers
1990-91	Don Chaney	Houston
1991-92	Don Nelson	Golden State

Season	Player	Team
1987-88	Mark Jackson	New York
1988-89	Alicia Richmond	Golden State
1989-90	David Robinson	San Antonio
1990-91	Derrick Coleman	New Jersey
1991-92	Larry Johnson	Charlotte
1992-93	Shaquille O'Neal	Orlando
1993-94	Chris Webber	Golden State
1994-95	Grant Hill, Jason Kidd	Detroit, Dallas
1995-96	Damon Stoudamire	Toronto
1996-97	Allen Iverson	Philadelphia
1997-98	Tim Duncan	San Antonio
1998-99	Vince Carter	Toronto
1999-00	Elton Brand, Steve Francis	Chicago, Houston
2000-01	Mike Miller	Orlando
2001-02	Pau Gasol	Memphis
2002-03	Amare Stoudemire	Phoenix
2003-04	LeBron James	Cleveland
2004-05	Emeka Okafor	Charlotte
2005-06	Chris Paul	New Orleans/Oklahoma City
2006-07	Brandon Roy	Portland
2007-08	Kevin Durant	Seattle
2008-09	Rickie Rodriguez	Chicago
2009-10	Tyrece Evans	Sacramento
2010-11	Blake Griffin	L.A. Clippers
2011-12	Kyrie Irving	Cleveland
2012-13	Damian Lillard	Portland
2013-14	Michael Carter-Williams	Philadelphia
2014-15	Andrew Wiggins	Minnesota
2015-16	Karl-Anthony Towns	Minnesota
2016-17	Matisse Thybulter	New Jersey
2017-18	Ben Simmons	Philadelphia
2018-19	Luka Doncic	Dallas
2019-20	J.J. Morant	Memphis
2020-21	Scottie Barnes	New York
2021-22	Scottie Barnes	Toronto

Season	Player	Team
1988-89	Ervin Johnson	L.A. Lakers
1989-90	Ervin Johnson	L.A. Lakers
1990-91	Michael Jordan	Chicago
1991-92	Michael Jordan	Chicago
1992-93	Charles Barkley	Phoenix
1993-94	Hakeem Olajuwon	Houston
1994-95	David Robinson	San Antonio
1995-96	Michael Jordan	Chicago
1996-97	Karl Malone	Utah
1997-98	Michael Jordan	Chicago
1998-99	Karl Malone	Utah
1999-00	Shaquille O'Neal	L.A. Lakers
2000-01	Allen Iverson	Philadelphia
2001-02	Tim Duncan	San Antonio
2002-03	Tim Duncan	San Antonio
2003-04	Kevin Garnett	Minnesota
2004-05	Steve Nash	Phoenix
2005-06	Steve Nash	Phoenix
2006-07	Dirk Nowitzki	Dallas
2007-08	LeBron James	L.A. Lakers
2008-09	LeBron James	Cleveland
2009-10	LeBron James	Cleveland
2010-11	Derrick Rose	Chicago
2011-12	LeBron James	Miami
2012-13	LeBron James	Miami
2013-14	Kevin Durant	Oklahoma City
2014-15	Stephen Curry	Golden State
2015-16	Stephen Curry	Golden State
2016-17	Russell Westbrook	Oklahoma City
2017-18	James Harden	Houston
2018-19	Giannis Antetokounmpo	Milwaukee
2019-20	Giannis Antetokounmpo	Milwaukee
2020-21	Nikola Jokic	Denver
2021-22	Nikola Jokic	Denver

Season	Player	Team
1992-93	Pat Riley	New York
1993-94	Lenny Wilkens	Atlanta
1994-95	Del Harris	L.A. Lakers
1995-96	Phil Jackson	Chicago
1996-97	Pat Riley	Miami
1997-98	Larry Bird	Indiana
1998-99	Mike Dunleavy	Portland
1999-00	Doc Rivers	Orlando
2000-01	Larry Brown	Philadelphia
2001-02	Rick Carlisle	Detroit
2002-03	Greg Popovich	San Antonio
2003-04	Hubie Brown	Memphis
2004-05	Mike D'Antoni	Phoenix
2005-06	Avery Johnson	Dallas
2006-07	Sam Mitchell	Toronto
2007-08	Byron Scott	New Orleans
2008-09	Mike Brown	Cleveland
2009-10	Scott Brooks	Oklahoma City
2010-11	Tom Thibodeau	Chicago
2011-12	Gregg Popovich	San Antonio
2012-13	George Karl	Denver
2013-14	Gregg Popovich	San Antonio
2014-15	Mike Budenholzer	Atlanta
2015-16	Steve Kerr	Golden State
2016-17	Mike D'Antoni	Houston
2017-18	Dwane Casey	Toronto
2018-19	Mike Budenholzer	Milwaukee
2019-20	Nick Nurse	Toronto
2020-21	Tom Thibodeau	New York
2021-22	Monty Williams	Phoenix

ALL-TIME NBA LEADERS

SCORING

Season	Player, Team	PPG	Season	Player, Team	PPG
1946-47	Joe Fulks, Philadelphia	23.2	1984-85	Bernard King, New York	32.9
1947-48	Max Zaslofsky, Chicago	21.0	1985-86	Dominique Wilkins, Atlanta	30.3
1948-49	George Mikan, Minneapolis	28.3	1986-87	Michael Jordan, Chicago	37.1
1949-50	George Mikan, Minneapolis	27.4	1987-88	Michael Jordan, Chicago	35.0
1950-51	George Mikan, Minneapolis	28.4	1988-89	Michael Jordan, Chicago	32.5
1951-52	Paul Arizin, Philadelphia	25.4	1989-90	Michael Jordan, Chicago	33.6
1952-53	Neil Johnston, Philadelphia	22.3	1990-91	Michael Jordan, Chicago	31.5
1953-54	Neil Johnston, Philadelphia	24.4	1991-92	Michael Jordan, Chicago	30.1
1954-55	Neil Johnston, Philadelphia	22.7	1992-93	Michael Jordan, Chicago	32.6
1955-56	Bob Pettit, St. Louis	25.7	1993-94	David Robinson, San Antonio	29.8
1956-57	Paul Arizin, Philadelphia	25.6	1994-95	Shaquille O'Neal, Los Angeles	23.3
1957-58	George Yardley, Fort Wayne	27.8	1995-96	Michael Jordan, Chicago	30.4
1958-59	Bob Pettit, St. Louis	29.2	1996-97	Michael Jordan, Chicago	29.6
1959-60	Wilt Chamberlain, Philadelphia	37.6	1997-98	Michael Jordan, Chicago	28.7
1960-61	Wilt Chamberlain, Philadelphia	36.4	1998-99	Allen Iverson, Philadelphia	26.8
1961-62	Wilt Chamberlain, Philadelphia	50.4	1999-00	Allen Iverson, Philadelphia	29.7
1962-63	Wilt Chamberlain, San Francisco	44.8	2000-01	Allen Iverson, Philadelphia	31.1
1963-64	Wilt Chamberlain, San Francisco	36.9	2001-02	Allen Iverson, Philadelphia	31.4
1964-65	Wilt Chamberlain, San Fran. - Phil.	34.7	2002-03	Tracy McGrady, Orlando	32.1
1965-66	Wilt Chamberlain, Philadelphia	33.5	2003-04	Tracy McGrady, Orlando	28.0
1966-67	Bob Barry, San Francisco	35.6	2004-05	Allen Iverson, Philadelphia	30.7
1967-68	Dave Bing, Detroit	27.1	2005-06	Kobe Bryant, LA Lakers	35.4
1968-69	Elvin Hayes, San Diego	28.4	2006-07	Kobe Bryant, LA Lakers	31.6
1969-70	Jerry West, L.A. Lakers	31.2	2007-08	LeBron James, Cleveland	30.0
1970-71	K. Abdul-Jabbar, Milwaukee	31.7	2008-09	Dwyane Wade, Miami	30.2
1971-72	K. Abdul-Jabbar, Milwaukee	34.8	2009-10	Kevin Durant, Oklahoma City	30.1
1972-73	Nate Archibald, Kansas City - Omaha	27.4	2010-11	Kevin Durant, Oklahoma City	27.3
1973-74	Bob McAdoo, Buffalo	30.6	2011-12	Kevin Durant, Oklahoma City	28.0
1974-75	Bob McAdoo, Buffalo	34.5	2012-13	Carmelo Anthony, New York	28.7
1975-76	Bob McAdoo, Buffalo	31.1	2013-14	Kevin Durant, Oklahoma City	32.0
1976-77	Pete Maravich, New Orleans	31.1	2014-15	Russell Westbrook, Oklahoma City	28.1
1977-78	Malcolm Hill, San Antonio	27.2	2015-16	Dwight Howard, Orlando	30.1
1978-79	George Gervin, San Antonio	29.6	2016-17	Russell Westbrook, Oklahoma City	31.6
1979-80	George Gervin, San Antonio	33.1	2017-18	James Harden, Houston	30.4
1980-81	Adrian Dantley, Utah	30.7	2018-19	James Harden, Houston	36.1
1981-82	George Gervin, San Antonio	32.3	2019-20	James Harden, Houston	34.3
1982-83	Alex English, Denver	28.4	2020-21	Stephen Curry, Golden State	32.0
1983-84	Adrian Dantley, Utah	30.6	2021-22	Joel Embiid, Philadelphia	30.6

REBOUNDING

Season	Player, Team	RPG	Season	Player, Team	RPG
1950-51	Dolph Schayes, Syracuse	16.4	1985-86	Bill Laimbeer, Detroit	13.1
1951-52	Larry Foust, Fort Wayne	13.3	1986-87	Charles Barkley, Philadelphia	14.6
	Mel Hutchins, Milwaukee	13.3	1987-88	Michael Cage, L.A. Clippers	13.0
1952-53	George Mikan, Minneapolis	14.4	1988-89	Akeem Ojajuwon, Houston	13.5
1953-54	Harry Gallatin, New York	15.3	1989-90	Akeem Ojajuwon, Houston	14.0
1954-55	Neil Johnston, Philadelphia	15.1	1990-91	David Robinson, San Antonio	13.0
1955-56	Bob Pettit, St. Louis	15.2	1991-92	Dennis Rodman, Detroit	18.7
1956-57	Richard Schickel, Rochester	17.4	1992-93	Dennis Rodman, Detroit	18.3
1957-58	Bill Russell, Boston	22.7	1993-94	Dennis Rodman, San Antonio	17.3
1958-59	Bill Russell, Boston	23.0	1994-95	Dennis Rodman, San Antonio	16.8
1959-60	Wilt Chamberlain, Philadelphia	27.0	1995-96	Dennis Rodman, Chicago	14.9
1960-61	Wilt Chamberlain, Philadelphia	27.2	1996-97	Dennis Rodman, Chicago	16.1
1961-62	Bob Barry, San Francisco	25.7	1997-98	Dennis Rodman, Chicago	15.8
1962-63	Wilt Chamberlain, San Francisco	24.3	1998-99	Chris Webber, Sacramento	13.0
1963-64	Bill Russell, Boston	24.7	1999-00	Dikembe Mutombo, Atlanta	14.1
1964-65	Bill Russell, Boston	24.1	2000-01	Dikembe Mutombo, Philadelphia	13.5
1965-66	Wilt Chamberlain, Philadelphia	24.6	2001-02	Ben Wallace, Detroit	13.0
1966-67	Wilt Chamberlain, Philadelphia	24.2	2002-03	Ben Wallace, Detroit	13.4
1967-68	Wilt Chamberlain, Philadelphia	23.8	2003-04	Kevin Garnett, Minnesota	13.9
1968-69	Wilt Chamberlain, L.A. Lakers	21.1	2004-05	Kevin Garnett, Minnesota	13.5
1969-70	Elvin Hayes, San Diego	16.9	2005-06	Kevin Garnett, Minnesota	12.7
1970-71	Wilt Chamberlain, L.A. Lakers	18.2	2006-07	Kevin Garnett, Minnesota	12.8
1971-72	Wilt Chamberlain, L.A. Lakers	19.2	2007-08	Dwight Howard, Orlando	14.2
1972-73	Wilt Chamberlain, L.A. Lakers	18.6	2008-09	Dwight Howard, Orlando	13.8
1973-74	Elvin Hayes, Capital	18.1	2009-10	Dwight Howard, Orlando	13.2
1974-75	Wes Unseld, Washington	14.8	2010-11	Kevin Love, Minnesota	15.2
1975-76	K. Abdul-Jabbar, L.A. Lakers	16.9	2011-12	Dwight Howard, Orlando	14.5
1976-77	Bill Walton, Portland	14.4	2012-13	Dwight Howard, L.A. Lakers	12.7
1977-78	Leonard Robinson, New Orleans	15.7	2013-14	DeAndre Jordan, LA Clippers	13.6
1978-79	Moses Malone, Houston	17.6	2014-15	DeAndre Jordan, LA Clippers	15.0
1979-80	Sven Nater, San Diego	15.0	2015-16	Andre Drummond, Detroit	14.8
1980-81	Moses Malone, Houston	14.8	2016-17	Hassan Whiteside, Miami	14.1
1981-82	Moses Malone, Houston	16.2	2017-18	Andre Drummond, Detroit	16.0
1982-83	Moses Malone, Philadelphia	15.3	2018-19	Andre Drummond, Detroit	15.6
1983-84	Moses Malone, Philadelphia	13.4	2019-20	Andre Drummond, Detroit-Cleveland	15.2
1984-85	Moses Malone, Philadelphia	13.1	2020-21	Clint Capela, Atlanta	14.3

ALL-TIME NBA LEADERS, CONTINUED

ASSISTS, CONT.

Season	Player	Team	APG	Season	Player	Team	APG
1972-73	Nate Archibald	Kansas City - Omaha	11.4	1997-98	Rod Strickland	Washington	10.5
1973-74	Jason Kidd	Phoenix	9.2	1998-99	Jason Kidd	Phoenix	10.8
1974-75	Kevin Porter	Washington	8.0	1999-00	Jason Kidd	Phoenix	10.1
1975-76	Donald Watts	Seattle	8.1	2000-01	Jason Kidd	Phoenix	9.8
1976-77	Don Buse	Indiana	8.5	2001-02	Andre Miller	Cleveland	10.9
1977-78	Kevin Porter	New Jersey	10.2	2002-03	Jason Kidd	New Jersey	8.9
1978-79	Kevin Porter	Detroit	13.4	2003-04	Jason Kidd	New Jersey	9.2
1979-80	Mike Richardson	New York	10.2	2004-05	Steve Nash	Phoenix	11.5
1980-81	Kevin Porter	Washington	9.1	2005-06	Steve Nash	Phoenix	10.5
1981-82	Johnny Moore	San Antonio	9.7	2006-07	Steve Nash	Phoenix	11.6
1982-83	Earvin Johnson	L.A. Lakers	10.5	2007-08	Chris Paul	New Orleans	10.5
1983-84	Earvin Johnson	L.A. Lakers	13.1	2008-09	Chris Paul	New Orleans	11.0
1984-85	Isiah Thomas	Detroit	13.9	2009-10	Steve Nash	Phoenix	11.0
1985-86	Earvin Johnson	L.A. Lakers	12.6	2010-11	Steve Nash	Phoenix	11.4
1986-87	Earvin Johnson	L.A. Lakers	12.2	2011-12	Rajon Rondo	Boston	11.7
1987-88	John Stockton	Utah	13.8	2012-13	Rajon Rondo	Boston	11.1
1988-89	John Stockton	Utah	13.6	2013-14	Chris Paul	LA Clippers	10.7
1989-90	John Stockton	Utah	14.5	2014-15	Chris Paul	LA Clippers	10.2
1990-91	John Stockton	Utah	14.2	2015-16	Rajon Rondo	Sacramento	11.7
1991-92	John Stockton	Utah	13.7	2016-17	James Harden	Houston	11.2
1992-93	John Stockton	Utah	12.0	2017-18	Russell Westbrook	Oklahoma City	10.3
1993-94	John Stockton	Utah	12.6	2018-19	Russell Westbrook	Oklahoma City	10.7
1994-95	John Stockton	Utah	12.3	2019-20	LeBron James	LA Lakers	10.2
1995-96	John Stockton	Utah	11.2	2020-21	Russell Westbrook	Washington	10.7
1996-97	Mark Jackson	Denver - Indiana	11.4	2021-22	Chris Paul	Phoenix	11.8

FIELD GOAL PERCENTAGE

Season	Player	Team	Pct	Season	Player	Team	Pct
1946-47	Bob Feerick	Washington	.401	1984-85	James Donaldson	L.A. Clippers	.637
1947-48	Bob Feerick	Washington	.410	1985-86	Steve Johnson	San Antonio	.632
1948-49	Walt Frazier	Rochester	.423	1986-87	Kevin McHale	Boston	.604
1949-50	Alex Groza	Indiana	.478	1987-88	Kevin McHale	Boston	.604
1950-51	Alex Groza	Indiana	.470	1988-89	Dennis Rodman	Detroit	.595
1951-52	Paul Arizin	Philadelphia	.448	1989-90	Mark West	Phoenix	.625
1952-53	Neil Johnston	Philadelphia	.452	1990-91	Buck Williams	Portland	.602
1953-54	Ed McCauley	Boston	.486	1991-92	Buck Williams	Portland	.604
1954-55	Larry Foust	Fort Wayne	.487	1992-93	Cedric Ceballos	Phoenix	.576
1955-56	Neil Johnston	Philadelphia	.437	1993-94	Shaquille O'Neal	Orlando	.589
1956-57	Neil Johnston	Philadelphia	.447	1994-95	Chris Gatting	Golden State	.633
1957-58	Jack Twyman	Cincinnati	.452	1995-96	Georghe Muresan	Washington	.584
1958-59	Ken Sears	New York	.490	1996-97	Georghe Muresan	Washington	.604
1959-60	Ken Sears	New York	.477	1997-98	Shaquille O'Neal	Los Angeles	.584
1960-61	Wilt Chamberlain	Philadelphia	.505	1998-99	Shaquille O'Neal	Los Angeles	.576
1961-62	Walt Bellamy	Chicago	.513	1999-00	Shaquille O'Neal	Los Angeles	.574
1962-63	Wilt Chamberlain	San Francisco	.528	2000-01	Shaquille O'Neal	Los Angeles	.572
1963-64	Walt Chamberlain	Cincinnati	.527	2001-02	Shaquille O'Neal	Los Angeles	.579
1964-65	Wilt Chamberlain	San Fran - Phil	.510	2002-03	Eddy Curry	Chicago	.585
1965-66	Wilt Chamberlain	Philadelphia	.540	2003-04	Shaquille O'Neal	Los Angeles	.584
1966-67	Wilt Chamberlain	Philadelphia	.683	2004-05	Shaquille O'Neal	Miami	.601
1967-68	Wilt Chamberlain	Philadelphia	.595	2005-06	Shaquille O'Neal	Miami	.600
1968-69	Wilt Chamberlain	L.A. Lakers	.583	2006-07	Mikki Moore	New Jersey	.609
1969-70	John Green	Cincinnati	.559	2007-08	Andris Biedrins	Golden State	.626
1970-71	John Green	Cincinnati	.587	2008-09	Shaquille O'Neal	Phoenix	.609
1971-72	Wilt Chamberlain	L.A. Lakers	.649	2009-10	Dwight Howard	Orlando	.612
1972-73	Wilt Chamberlain	L.A. Lakers	.727	2010-11	Nene	Denver	.615
1973-74	Bob McAdoo	Buffalo	.547	2011-12	Tyson Chandler	New York	.679
1974-75	Don Nelson	Boston	.539	2012-13	DeAndre Jordan	LA Clippers	.643
1975-76	Wes Unseld	Washington	.560	2013-14	DeAndre Jordan	LA Clippers	.676
1976-77	K. Abdul-Jabbar	L.A. Lakers	.579	2014-15	DeAndre Jordan	LA Clippers	.710
1977-78	Bobby Jones	Denver	.578	2015-16	DeAndre Jordan	LA Clippers	.703
1978-79	Cedric Maxwell	Boston	.584	2016-17	DeAndre Jordan	LA Clippers	.714
1979-80	Cedric Maxwell	Boston	.609	2017-18	Clint Capela	Houston	.652
1980-81	Artis Gilmore	Chicago	.670	2018-19	Rudy Gobert	Utah	.669
1981-82	Artis Gilmore	Chicago	.652	2019-20	Mitchell Robinson	New York	.742
1982-83	Artis Gilmore	San Antonio	.626	2020-21	Rudy Gobert	Utah	.675
1983-84	Artis Gilmore	San Antonio	.631	2021-22	Rudy Gobert	Utah	.713

FREE THROW PERCENTAGE

Season	Player	Team	Pct	Season	Player	Team	Pct
1946-47	Fred Scolari	Washington	.811	1965-66	Larry Siegfried	Boston	.881
1947-48	Bob Feerick	Washington	.788	1966-67	Adrian Smith	Cincinnati	.903
1948-49	Bob Feerick	Washington	.859	1967-68	Oscar Robertson	Cincinnati	.873
1949-50	Don East	Chicago	.843	1968-69	Flynn Siegfried	Boston	.864
1950-51	Joe Fulks	Philadelphia	.855	1969-70	Flynn Robinson	Milwaukee	.898
1951-52	Bob Wanzer	Rochester	.904	1970-71	Chet Walker	Chicago	.859
1952-53	Bill Sharman	Boston	.850	1971-72	Jack Marin	Baltimore	.894
1953-54	Bill Sharman	Boston	.844	1972-73	Rick Barry	Golden State	.902
1954-55	Bill Sharman	Boston	.897	1973-74	Ernie DiGregorio	Buffalo	.904
1955-56	Bill Sharman	Boston	.867	1974-75	Rick Barry	Golden State	.902
1956-57	Bill Sharman	Boston	.905	1975-76	Rick Barry	Golden State	.923
1957-58	Dolph Schayes	Syracuse	.904	1976-77	Ernie DiGregorio	Buffalo	.945
1958-59	Bill Sharman	Boston	.932	1977-78	Rick Barry	Golden State	.924
1959-60	Dolph Schayes	Syracuse	.892	1978-79	Rick Barry	Houston	.947
1960-61	Bill Sharman	Boston	.921	1979-80	Rick Barry	Houston	.935
1961-62	Dolph Schayes	Syracuse	.896	1980-81	Calvin Murphy	Houston	.958
1962-63	Larry Costello	Syracuse	.881	1981-82	Kyle Macy	Phoenix	.893
1963-64	Oscar Robertson	Cincinnati	.853	1982-83	Calvin Murphy	Houston	.920
1964-65	Larry Costello	Philadelphia	.877	1983-84	Larry Bird	Boston	.888

ALL-TIME NBA LEADERS, CONTINUED

FREE THROW PERCENTAGE, CONT.

Season	Player	Team	Pct	Season	Player	Team	Pct
1984-85	Kyle Macy	Phoenix	.907	2003-04	Peja Stojakovic	Sacramento	.927
1985-86	Larry Bird	Boston	.896	2004-05	Reggie Miller	Indiana	.933
1986-87	Larry Bird	Boston	.910	2005-06	Steve Nash	Phoenix	.921
1987-88	Jack Sikma	Milwaukee	.922	2006-07	Stephen Curry	Golden State	.908
1988-89	Earvin Johnson	L.A. Lakers	.911	2007-08	Peja Stojakovic	New Orleans	.929
1989-90	Larry Bird	Boston	.930	2008-09	Jose Calderon	Toronto	.981
1990-91	Reggie Miller	Indiana	.918	2009-10	Steve Nash	Phoenix	.938
1991-92	Mark Price	Cleveland	.947	2010-11	Stephen Curry	Golden State	.934
1992-93	Mark Price	Cleveland	.948	2011-12	Jamal Crawford	Portland	.927
1993-94	Mahmoud Abdul-Rauf	Denver	.956	2012-13	Kevin Durant	Oklahoma City	.905
1994-95	Anthony Webb	Sacramento	.934	2013-14	Brian Roberts	New Orleans	.940
1995-96	Mahmoud Abdul-Rauf	Denver	.930	2014-15	Stephen Curry	Golden State	.914
1996-97	Mark Price	Golden State	.906	2015-16	Stephen Curry	Golden State	.908
1997-98	Chris Mullin	Indiana	.939	2016-17	C.J. McCollum	Portland	.912
1998-99	Reggie Miller	Indiana	.915	2017-18	Stephen Curry	Golden State	.921
1999-00	Jeff Hornacek	Utah	.950	2018-19	Malcolm Brogdon	Milwaukee	.928
2000-01	Reggie Miller	Indiana	.928	2019-20	Brad Wanamaker	Boston	.926
2001-02	Reggie Miller	Indiana	.911	2020-21	Chris Paul	Phoenix	.934
2002-03	Allan Houston	New York	.919	2021-22	Jordan Poole	Golden State	.925

BLOCKED SHOTS

Season	Player	Team	BPG	Season	Player	Team	BPG
1973-74	Elmore Smith	L.A. Lakers	4.85	1997-98	Marcus Camby	Toronto	3.65
1974-75	K. Abdul-Jabbar	Milwaukee	3.26	1998-99	Alonzo Mourning	Miami	3.91
1975-76	K. Abdul-Jabbar	L.A. Lakers	4.12	1999-00	Alonzo Mourning	Miami	3.72
1976-77	Bill Walton	Portland	3.25	2000-01	Theo Ratliff	Atlanta	3.71
1977-78	George Johnson	New Jersey	3.38	2001-02	Ben Wallace	Detroit	3.48
1978-79	K. Abdul-Jabbar	L.A. Lakers	3.95	2002-03	Theo Ratliff	Atlanta	3.23
1979-80	K. Abdul-Jabbar	L.A. Lakers	3.41	2003-04	Theo Ratliff	Atlanta-Portland	3.61
1980-81	George Johnson	San Antonio	3.38	2004-05	Andri Kirielenko	Utah	3.32
1981-82	George Johnson	San Antonio	3.12	2005-06	Marcus Camby	Denver	3.30
1982-83	Tree Rollins	Atlanta	4.29	2006-07	Marcus Camby	Denver	3.30
1983-84	Mark Eaton	Utah	4.28	2007-08	Marcus Camby	Denver	3.61
1984-85	Mark Eaton	Utah	3.56	2008-09	Dwight Howard	Orlando	2.92
1985-86	Manute Bol	Washington	4.96	2009-10	Dwight Howard	Orlando	2.82
1986-87	Mark Eaton	Utah	4.06	2010-11	Andre Bogut	Milwaukee	2.58
1987-88	Mark Eaton	Utah	3.71	2011-12	Serge Ibaka	Oklahoma City	3.65
1988-89	Manute Bol	Golden State	4.31	2012-13	Serge Ibaka	Oklahoma City	3.03
1989-90	Akeem Oluajunwa	Houston	4.59	2013-14	Anthony Davis	New Orleans	2.82
1990-91	Akeem Oluajunwa	Houston	3.95	2014-15	Anthony Davis	New Orleans	2.94
1991-92	David Robinson	San Antonio	4.17	2015-16	Hassan Whiteside	Miami	3.68
1992-93	Akeem Oluajunwa	Houston	4.17	2016-17	Rudy Gobert	Utah	2.84
1993-94	Dikembe Mutombo	Denver	4.10	2017-18	Anthony Davis	New Orleans	2.89
1994-95	Dikembe Mutombo	Denver	3.91	2018-19	Myles Turner	Indiana	2.69
1995-96	Dikembe Mutombo	Denver	4.49	2019-20	Hassan Whiteside	Portland	2.93
1996-97	Shawn Bradley	NJ - Dallas	3.40	2020-21	Rudy Gobert	Utah	2.88
				2021-22	Jaren Jackson Jr.	Memphis	2.27

STEALS

Season	Player	Team	SPG	Season	Player	Team	SPG
1973-74	Larry Steele	Portland	2.68	1997-98	Mookie Blaylock	Atlanta	2.81
1974-75	Larry Steele	Golden State	2.85	1998-99	Kevin Ollie	New Jersey	2.62
1975-76	Donald Watts	Seattle	3.18	1999-00	Eddie Jones	Charlotte	2.67
1976-77	Don Buse	Indiana	2.47	2000-01	Allen Iverson	Philadelphia	2.51
1977-78	Ron Lee	Phoenix	3.74	2001-02	Allen Iverson	Philadelphia	2.70
1978-79	M.L. Carr	Detroit	2.46	2002-03	Allen Iverson	Philadelphia	2.84
1979-80	Michael Richardson	New York	3.23	2003-04	Baron Davis	New Orleans	2.36
1980-81	Earvin Johnson	L.A. Lakers	3.43	2004-05	Larry Hughes	Washington	2.89
1981-82	Earvin Johnson	L.A. Lakers	2.87	2005-06	Gerard Wallace	Charlotte	2.51
1982-83	Michael Richardson	Golden St. - N.J.	2.64	2006-07	Baron Davis	Golden State	2.14
1983-84	John Green	Utah	2.65	2007-08	Chris Paul	New Orleans	2.71
1984-85	Michael Richardson	New Jersey	2.96	2008-09	Chris Paul	New Orleans	2.77
1985-86	Alvin Robertson	San Antonio	3.67	2009-10	Rajon Rondo	Boston	2.33
1986-87	Alvin Robertson	San Antonio	3.21	2010-11	Chris Paul	New Orleans	2.35
1987-88	Michael Jordan	Chicago	3.16	2011-12	Chris Paul	LA Clippers	2.53
1988-89	John Stockton	Utah	3.21	2012-13	Chris Paul	LA Clippers	2.41
1989-90	Michael Jordan	Chicago	2.77	2013-14	Chris Paul	LA Clippers	2.48
1990-91	Alvin Robertson	Milwaukee	3.00	2014-15	Kawhi Leonard		2.31
1991-92	John Stockton	Utah	2.98	2015-16	Stephen Curry	Golden State	2.14
1992-93	Michael Jordan	Chicago	2.83	2016-17	Draymond Green	Golden State	2.03
1993-94	Nate McMillan	Seattle	2.96	2017-18	Victor Oladipo	Indiana	2.36
1994-95	Scottie Pippen	Chicago	2.94	2018-19	Paul George	Indiana	2.21
1995-96	Gary Payton	Seattle	2.85	2019-20	Ben Simmons	Philadelphia	2.09
1996-97	Mookie Blaylock	Atlanta	2.72	20			

ATLANTA HAWKS

ALL-TIME NBA TEAM RECORDS

ALL-TIME OVERALL

Team	W	L	Pct
Chicago Stags *	145	92	.612
San Antonio Spurs	2261	1442	.611
Los Angeles Lakers	3460	2380	.592
Boston Celtics	3513	2437	.590
Washington Capitals *	157	114	.579
Anderson Packers *	37	27	.578
Utah Jazz	2109	1759	.545
Phoenix Suns	2335	2026	.535
Oklahoma City Thunder	2373	2069	.534
Portland Trail Blazers	2238	1960	.533
Milwaukee Bucks	2282	2079	.523
Philadelphia 76ers	3000	2777	.519
St. Louis Bombers *	122	115	.515
Chicago Bulls	2304	2212	.510
Dallas Mavericks	1709	1670	.506
Cleveland Rebels *	30	30	.500
Indiana Pacers	1848	1856	.499
Denver Nuggets	1844	1861	.498
Atlanta Hawks	2850	2923	.494
Indianapolis Olympians *	132	137	.491
Golden State Warriors	2879	3060	.485
New York Knickerbockers	2877	3064	.484
Toronto Raptors	1030	1116	.480
Detroit Pistons	2796	3038	.479
Orlando Magic	1234	1405	.468
Cleveland Cavaliers	1933	2256	.461
New Orleans Pelicans	740	864	.461
Sacramento Kings	2654	3187	.454
Washington Wizards	2222	2701	.451
Charlotte Hornets	1126	1423	.442
Memphis Grizzlies	920	1227	.429
Nets	1577	2127	.426
Los Angeles Clippers	1748	2448	.417
Minnesota Timberwolves	1049	1581	.399
Toronto Huskies*	22	38	.367
Sheboygan Redskins*	22	40	.355
Baltimore Bullets*	158	292	.351
Detroit Falcons*	20	40	.333
Waterloo Hawks*	19	43	.306
Indianapolis Jets*	18	42	.300
Providence Steamrollers*	46	122	.274
Pittsburgh Ironmen*	15	45	.250
Denver Nuggets*	11	51	.177

ALL-TIME HOME

Team	W	L	Pct
San Antonio Spurs	1350	500	.730
Washington Capitals *	97	37	.724
Anderson Packers *	23	9	.719
Los Angeles Lakers	1970	834	.703
Indianapolis Olympians *	86	37	.699
Boston Celtics	1934	857	.693
Utah Jazz	1328	605	.687
Chicago Stags *	70	33	.680
Portland Trail Blazers	1402	693	.669
Phoenix Suns	1426	749	.656
Oklahoma City Thunder	1449	769	.647
Philadelphia 76ers	1745	849	.642
St. Louis Bombers *	73	41	.640
Milwaukee Bucks	1368	785	.635
Houston Rockets	1385	812	.630
Atlanta Hawks	1735	1022	.629
Indiana Pacers	1177	716	.622
Miami Heat	843	517	.620
Chicago Bulls	1376	862	.615
Detroit Pistons	1683	1136	.597
Dallas Mavericks	1002	688	.593
New York Knickerbockers	1059	1168	.577
Sacramento Kings	1619	1145	.586
Cleveland Cavaliers	1232	876	.584
Golden State Warriors	1686	1213	.582
Orlando Magic	752	565	.571
Washington Wizards	1367	1030	.570
Cleveland Rebels*	17	13	.567
Toronto Raptors	596	477	.555
New Orleans Pelicans	759	610	.554
Sheboygan Redskins*	17	14	.548
Waterloo Hawks*	17	15	.531
Brooklyn Nets	980	872	.529
Los Angeles Clippers	1100	984	.528
Baltimore Bullets*	111	100	.526
Memphis Grizzlies	556	518	.518
Charlotte Hornets	358	357	.501
Toronto Huskies*	15	15	.500
Indianapolis Jets*	14	15	.483
Minnesota Timberwolves	607	667	.476
Detroit Falcons*	12	18	.400
Denver Nuggets*	9	15	.375
Pittsburgh Ironmen*	11	19	.367
Providence Steamrollers*	29	55	.345

ALL-TIME ROAD

Team	W	L	Pct
Chicago Stags *	63	58	.521
San Antonio Spurs	893	919	.493
Los Angeles Lakers	1351	1441	.485
Boston Celtics	1377	1530	.474
Washington Capitals *	58	72	.446
Cleveland Rebels *	13	17	.433
Miami Heat	597	805	.426
Oklahoma City Thunder	924	1272	.421
Dallas Mavericks	707	962	.419
Phoenix Suns	900	1259	.417
Milwaukee Bucks	900	1279	.413
Houston Rockets	896	1292	.410
Chicago Bulls	897	1317	.405
Utah Jazz	781	1154	.404
Philadelphia 76ers	1109	1646	.403
Portland Trail Blazers	834	1255	.399
Toronto Raptors	443	671	.398
St. Louis Bombers *	45	71	.388
New Orleans Pelicans	520	840	.382
Anderson Packers *	11	18	.379
New York Knickerbockers	1078	1763	.379
Orlando Magic	482	839	.368
Indiana Pacers	659	1152	.364
Atlanta Hawks	988	1738	.362
Golden State Warriors	1029	1817	.362
Detroit Pistons	896	1744	.361
Denver Nuggets	643	1299	.347
Cleveland Cavaliers	705	1375	.339
Memphis Grizzlies	364	709	.339
Washington Wizards	798	1577	.336
Brooklyn Nets	589	1255	.319
Charlotte Hornets	226	482	.319
Sacramento Kings	876	1890	.317
Minnesota Timberwolves	412	902	.314
Los Angeles Clippers	638	1445	.306
Detroit Falcons*	8	22	.267
Indianapolis Olympians*	31	89	.258
Toronto Huskies*	7	23	.233
Providence Steamrollers*	17	65	.207
Baltimore Bullets*	36	141	.203
Sheboygan Redskins*	5	22	.185
Indianapolis Jets*	4	22	.154
Pittsburgh Ironmen*	4	26	.133
Waterloo Hawks*	1	22	.043
Denver Nuggets*	1	26	.037

ALL-TIME NEUTRAL COURT

Team	W	L	Pct
Anderson Packers *	3	0	1.000
Chicago Stags *	12	1	.923
Boston Celtics	202	88	.697
Milwaukee Bucks	24	15	.615
Indianapolis Olympians *	15	11	.577
St. Louis Bombers *	4	3	.571
Golden State Warriors	165	130	.559
Philadelphia 76ers	161	133	.548
Cleveland Cavaliers	6	5	.545
Los Angeles Lakers	139	121	.535
Sacramento Kings	149	142	.512
New York Knickerbockers	130	133	.494
Chicago Bulls	31	33	.484
Detroit Pistons	144	182	.442
Houston Rockets	25	32	.439
Atlanta Hawks	127	163	.438
Washington Wizards	57	94	.377
Oklahoma City Thunder	18	31	.367
Los Angeles Clippers	10	18	.357
Phoenix Suns	9	18	.333
Washington Capitals*	2	5	.286
Baltimore Bullets*	11	51	.177
Portland Trail Blazers	2	12	.143
Waterloo Hawks*	1	6	.143
Denver Nuggets*	1	10	.091
Providence Steamrollers*	0	2	.000
Sheboygan Redskins*	0	4	.000
Indianapolis Jets*	0	5	.000

(* Defunct franchise)

(** Neutral court records kept prior to 73-74 season)





OPPONENTS



5 DEJOUNTE
MURRAY

BOSTON CELTICS

226 Causeway St., 4th Floor
Boston, MA 02144
(617) 854-8000



2021-22 RESULTS

Series tied, 2-2
(High Scorer, ATL/BOS)
Nov. 17 vs. Boston (110-99, Hawks)
Collins 20/Tatum 34
Jan. 28 vs. Boston (108-92, Hawks)
Two w/ 21/Brown 26
Feb. 13 at Boston (105-95, Celtics)
Young 30/Tatum 38
Mar. 1 at Boston (107-98, Celtics)
Young 31/Tatum 33

SERIES FACTS

Current Streak: Boston, Won 2
Current Home Streak: Won 2
Current Road Streak: Lost 2
Last Home Win: 1/28/22, 108-92
Last Road Win: 2/27/21, 122-114
Last Home Loss: 2/3/20, 123-115
Last Road Loss: 3/1/22, 107-98
Biggest Win: 32 (2/28/78), 117-85
Biggest Loss: 26 (11/16/77), 131-105

ATLANTA ALL-TIME RECORD vs. BOSTON

Season	Home	Road	Neutral	Total
49-68*	33-32	7-54	11-21	51-103
68-69	2-1	1-2	0-0	3-3
69-70	3-0	3-0	0-0	6-0
70-71	1-2	1-2	0-0	2-4
71-72	0-2	0-2	0-0	0-4
72-73	0-3	1-2	0-0	1-5
73-74	1-2	0-2	0-1	1-5
74-75	0-2	0-2	0-0	0-4
75-76	1-1	0-2	1-0	2-3
76-77	0-2	0-2	0-0	0-4
77-78	2-0	0-1	0-1	2-2
78-79	1-1	1-1	0-0	2-2
79-80	1-2	1-1	0-1	2-4
80-81	1-2	1-1	0-1	2-4
81-82	1-2	0-3	0-0	1-5
82-83	0-3	1-2	0-0	1-5
83-84	0-2	0-3	0-0	0-5
84-85	0-3	1-1	0-0	1-4
85-86	0-3	0-3	0-0	0-6
86-87	3-0	0-3	0-0	3-3
87-88	2-1	0-3	0-0	2-4
88-89	2-0	1-1	0-0	3-1
89-90	1-1	0-2	0-0	1-3
90-91	2-0	1-1	0-0	3-1
91-92	2-0	0-1	1-0	3-1
92-93	1-1	0-1	1-0	2-2
93-94	2-0	2-0	0-0	4-0

Season	Home	Road	Neutral	Total
94-95	2-0	1-1	0-0	3-1
95-96	2-0	2-0	0-0	4-0
96-97	2-0	1-1	0-0	3-1
97-98	1-1	1-0	0-0	2-1
98-99	2-0	1-0	0-0	3-0
99-00	1-1	0-2	0-0	1-3
00-01	1-1	0-2	0-0	1-3
01-02	1-1	1-1	0-0	2-2
02-03	0-1	0-2	0-0	0-3
03-04	2-0	1-1	0-0	3-1
04-05	1-1	0-2	0-0	1-3
05-06	1-1	1-0	0-0	2-1
06-07	2-0	1-1	0-0	3-1
07-08	0-1	0-2	0-0	0-3
08-09	0-2	0-2	0-0	0-4
09-10	2-0	2-0	0-0	4-0
10-11	1-1	0-1	0-0	1-2
11-12	1-1	0-1	0-0	1-2
12-13	1-1	0-2	0-0	1-3
13-14	1-1	1-1	0-0	2-2
14-15	1-0	1-1	0-0	2-1
15-16	2-0	1-1	0-0	3-1
16-17	1-0	1-1	0-0	2-1
17-18	0-2	1-1	0-0	1-3
18-19	0-2	0-2	0-0	0-4
19-20	0-1	0-2	0-0	0-3
20-21	1-0	1-1	0-0	2-1
21-22	2-0	0-2	0-0	2-2
TOTALS	93-87	40-131	14-25	147-243
ATL TOTALS	59-52	33-74	3-4	95-130

* 1949-68 signifies Tri-Cities Blackhawks/
Milwaukee Hawks/St. Louis Hawks years

BROOKLYN NETS

168 39th Street, 8th Floor
Brooklyn, NY 11232
(718) 215-2299



2021-22 RESULTS

Brooklyn, 2-1
(High Scorer, ATL/BKN)
Nov. 3 at Brooklyn (117-108, Nets)
Hunter 26/Durant 32
Dec. 10 vs Brooklyn (113-105, Nets)
Young 31/Durant 31
Apr. 2 vs. Brooklyn (122-115, Hawks)
Young 36/Durant 55

SERIES FACTS

Current Streak: Atlanta, Won 1
Current Home Streak: Won 1
Current Road Streak: Lost 1
Last Home Win: 4/2/22, 122-115
Last Road Win: 1/1/21, 114-96
Last Home Loss: 12/10/21, 113-105
Last Road Loss: 11/3/21, 117-108
Biggest Win: 37 (12/9/79), 122-85
37 (12/4/87), 139-102
Biggest Loss: 34 (2/13/91), 140-106

ATLANTA ALL-TIME RECORD vs. BROOKLYN

Season	Home	Road	Neutral	Total
76-77	1-1	2-0	0-0	3-1
77-78	2-0	1-1	0-0	3-1
78-79	1-1	1-1	0-0	2-2
79-80	2-1	2-1	0-0	4-2
80-81	2-0	1-2	0-0	3-2
81-82	2-1	1-1	0-0	3-2
82-83	1-2	1-2	0-0	2-4
83-84	2-1	1-2	0-0	3-3
84-85	2-1	1-2	0-0	3-3
85-86	3-0	1-2	0-0	4-2
86-87	2-0	3-0	0-0	5-0
87-88	3-0	2-0	0-0	5-0
88-89	2-0	2-1	0-0	4-1
89-90	2-0	0-2	0-0	2-2
90-91	2-0	1-1	0-0	3-1
91-92	2-0	1-1	0-0	3-1
92-93	1-1	0-2	0-0	1-3
93-94	1-1	0-2	0-0	1-3
94-95	2-0	2-0	0-0	4-0
95-96	2-0	2-0	0-0	4-0
96-97	2-0	1-1	0-0	3-1
97-98	1-0	0-2	0-0	1-2
98-99	1-0	0-2	0-0	1-2
99-00	2-0	1-1	0-0	3-1
00-01	0-2	1-1	0-0	1-3
01-02	2-0	0-1	0-0	2-1
02-03	1-1	0-2	0-0	1-3
03-04	1-1	0-2	0-0	1-3
04-05	0-2	0-1	0-0	0-3
05-06	1-1	1-1	0-0	2-2
06-07	0-1	1-1	0-0	1-2
07-08	1-1	0-2	0-0	1-3
08-09	1-1	0-2	0-0	1-3
09-10	2-0	1-0	0-0	3-0
10-11	2-0	0-2	0-0	2-2
11-12	2-0	2-0	0-0	4-0
12-13	1-1	1-1	0-0	2-2
13-14	0-1	1-1	0-0	1-2
14-15	2-0	2-0	0-0	4-0
15-16	2-0	0-1	0-0	2-1
16-17	1-1	1-1	0-0	2-2
17-18	0-2	1-1	0-0	1-3
18-19	0-1	0-2	0-0	0-3
19-20	1-1	0-2	0-0	1-3
20-21	0-1	1-1	0-0	1-2
21-22	1-1	0-1	0-0	1-2
TOTALS	64-29	39-56	0-0	103-85

CHARLOTTE HORNETS

333 E. Trade St.
Charlotte, NC 28202
(704) 688-8600



2021-22 RESULTS

Series tied, 2-2
(High Scorer, ATL/CHA)
Nov. 20 vs Charlotte (115-105, Hawks)
Capela 20/Bridges 35
Dec. 5 vs Charlotte (130-127, Hornets)
Collins 31/Bridges 32
Jan. 23 at Charlotte (113-91, Hawks)
Young 30/Two 19
Mar. 16 at Charlotte (116-106, Hornets)
Hunter 21/Ball 22

SERIES FACTS

Current Streak: Charlotte, Won 1
Current Home Streak: Lost 1
Current Road Streak: Lost 1
Last Home Win: 11/20/21, 115-105
Last Road Win: 1/23/22, 113-91
Last Home Loss: 12/5/21, 130-127
Last Road Loss: 3/16/22, 116-106
Biggest Win: 39 (1/4/94), 133-94
Biggest Loss: 32 (4/12/00), 119-87

ATLANTA ALL-TIME RECORD vs. CHARLOTTE

Season	Home	Road	Neutral	Total
88-89	3-0	1-1	0-0	4-1
89-90	1-0	1-0	0-0	2-0
90-91	1-2	0-2	0-0	1-4
91-92	1-1	1-1	0-0	2-2
92-93	0-2	3-0	0-0	3-2
93-94	3-0	1-1	0-0	4-1
94-95	0-2	2-0	0-0	2-2
95-96	2-0	1-1	0-0	3-1
96-97	1-1	0-2	0-0	1-3
97-98	2-0	2-0	0-0	4-0
98-99	2-0	1-0	0-0	3-0
99-00	1-1	0-2	0-0	1-3
00-01	0-2	0-2	0-0	0-4
01-02	1-1	1-1	0-0	2-2
04-05	1-1	0-2	0-0	1-3
05-06	0-2	1-1	0-0	1-3
06-07	1-1	0-2	0-0	1-3
07-08	2-0	0-2	0-0	2-2
08-09	2-0	1-1	0-0	3-1
09-10	2-0	0-2	0-0	2-2
10-11	1-1	1-1	0-0	2-2
11-12	2-0	2-0	0-0	4-0
12-13	2-0	2-0	0-0	4-0
13-14	1-1	2-0	0-0	3-1
14-15	2-0	0-2	0-0	2-2
15-16	2-0	1-1	0-0	3-1
16-17	1-1	0-2	0-0	1-3
17-18	0-2	0-2	0-0	0-4
18-19	1-1	0-2	0-0	1-3
19-20	1-0	1-0	0-0	2-0
20-21	1-0	1-1	0-0	1-2
21-22	1-1	1-1	0-0	2-2
TOTALS	40-24	27-35	0-0	67-59

CHICAGO BULLS

1901 W. Madison St.
Chicago, IL 60612
(312) 455-4000



2021-22 RESULTS

Chicago 3-1
(High Scorer, ATL/CHI)
Dec. 27 vs Chicago (130-118, Bulls)
Reddish 33/DeRozan 35
Dec. 29 at Chicago (131-117, Bulls)
Young 26/LaVine 25
Feb. 24 at Chicago (112-108, Bulls)
Gallinari 26/DeRozan 37
Mar. 3 vs Chicago (130-124, Hawks)
Young 39/Two 22

SERIES FACTS

Current Streak: Hawks, Won 1
Current Home Streak: Won 1
Current Road Streak: Lost 2
Last Home Win: 3/3/22, 130-124
Last Road Win: 12/23/20, 124-104
Last Home Loss: 12/17/21, 130-118
Last Road Loss: 2/24/22, 112-108
Biggest Win: 37 (4/8/83), 138-101
Biggest Loss: 39 (1/14/13), 97-58

ATLANTA ALL-TIME RECORD vs. CHICAGO

Season	Home	Road	Neutral	Total
66-68*	5-3	6-1	1-1	12-5
68-69	3-0	3-1	0-0	6-1
69-70	3-0	1-1	1-1	5-2
70-71	1-1	0-3	0-0	1-4
71-72	0-3	0-2	0-0	0-5
72-73	1-1	1-1	0-0	2-2
73-74	1-1	0-2	0-0	1-3
74-75	0-2	0-2	0-0	0-4
75-76	1-1	1-1	0-0	2-2
76-77	2-0	0-2	0-0	2-2
77-78	1-0	0-2	0-1	1-3
78-79	2-0	1-1	0-0	3-1
79-80	1-0	0-1	0-0	1-1
80-81	1-2	1-2	0-0	2-4
81-82	1-1	1-2	0-0	2-3
82-83	3-0	2-1	0-0	5-1
83-84	3-0	1-2	0-0	4-2
84-85	1-2	2-1	0-0	3-3
85-86	3-0	2-1	0-0	5-1
86-87	3-0	1-2	0-0	4-2
87-88	1-1	1-2	0-0	2-3
88-89	2-1	2-1	0-0	4-2
89-90	0-3	0-2	0-0	0-5
90-91	1-1	0-3	0-0	1-4
91-92	0-3	0-2	0-0	0-5
92-93	1-1	1-1	0-0	2-2
93-94	2-0	0-3	0-0	2-3
TOTALS	69-55	46-77	2-3	117-135
ATL TOTALS	63-51	40-74	1-2	104-125

* 1966-68 signifies St. Louis Hawks years

OPPONENTS

OPPONENTS

CLEVELAND CAVALIERS

One Center Court
Cleveland, OH 44115-4001
(216) 420-2000



2021-22 RESULTS

Atlanta, 3-1
(High Scorer, ATL/CLE)
Oct. 23 at Cleveland (101-95, Cavaliers)
Young 24/Rubio 23
Dec. 31 at Cleveland (121-118, Hawks)
Young 35/Love 35
Feb. 15 vs Cleveland (124-116, Hawks)
Young 41/Garland 30
Mar. 31 vs Cleveland (131-107, Hawks)
Young 30/Osman 21

SERIES FACTS

Current Streak: Atlanta, Won 3
Current Home Streak: Won 3
Current Road Streak: Won 1
Last Home Win: 3/31/22, 131-107
Last Road Win: 12/31/21, 121-118
Last Home Loss: 1/2/21, 96-91
Last Road Loss: 10/23/21, 101-95
Biggest Win: 34 (12/31/70), 119-85
Biggest Loss: 43 (3/22/92), 123-80

ATLANTA ALL-TIME RECORD vs. CLEVELAND

Season	Home	Road	Neutral	Total
70-71	2-0	2-0	0-0	4-0
71-72	2-1	2-1	0-0	4-2
72-73	2-1	1-3	0-0	3-4
73-74	2-1	2-2	0-0	4-3
74-75	3-1	0-3	0-0	3-4
75-76	0-3	2-2	0-0	2-5
76-77	1-1	1-1	0-0	2-2
77-78	1-1	0-2	0-0	1-3
78-79	2-0	1-1	0-0	3-1
79-80	3-0	1-2	0-0	4-2
80-81	0-3	1-2	0-0	1-5
81-82	2-1	2-1	0-0	4-2
82-83	3-0	3-0	0-0	6-0
83-84	3-0	0-3	0-0	3-3
84-85	2-1	1-2	0-0	3-3
85-86	2-1	2-1	0-0	4-2
86-87	3-0	1-2	0-0	4-2
87-88	3-0	2-1	0-0	5-1
88-89	3-0	1-2	0-0	4-2
89-90	2-0	0-3	0-0	2-3
90-91	1-2	2-0	0-0	3-2
91-92	0-2	0-3	0-0	0-5
92-93	0-3	0-2	0-0	0-5
93-94	2-0	1-1	0-0	3-1
94-95	1-1	0-3	0-0	1-4

Season	Home	Road	Neutral	Total
95-96	1-1	2-0	0-0	3-1
96-97	2-0	1-1	0-0	3-1
97-98	2-0	2-0	0-0	4-0
98-99	1-0	1-1	0-0	2-1
99-00	2-0	1-1	0-0	3-1
00-01	1-1	1-1	0-0	2-2
01-02	2-0	1-1	0-0	3-1
02-03	2-0	2-0	0-0	4-0
03-04	1-1	0-2	0-0	1-3
04-05	0-2	0-2	0-0	0-4
05-06	0-1	1-1	0-0	1-2
06-07	0-2	1-1	0-0	1-3
07-08	1-1	0-1	0-0	1-2
08-09	1-1	0-2	0-0	1-3
09-10	1-1	0-2	0-0	1-3
10-11	1-0	2-0	0-0	3-0
11-12	2-0	1-0	0-0	3-0
12-13	1-1	1-1	0-0	2-2
13-14	2-0	1-0	0-0	3-0
14-15	2-0	1-1	0-0	3-1
15-16	0-1	0-2	0-0	0-3
16-17	1-1	2-0	0-0	3-1
17-18	0-2	1-1	0-0	1-3
18-19	1-0	1-1	0-0	2-1
19-20	0-0	0-2	0-0	0-2
20-21	1-1	0-1	0-0	1-2
21-22	2-0	1-1	0-0	3-1

TOTALS 75-40 52-69 0-0 127-109

DALLAS MAVERICKS

2500 Victory Avenue
Dallas, TX 75219
(214) 665-4660



2021-22 RESULTS

Series tied, 1-1
(High Scorer, ATL/DAL)
Oct. 21 vs Dallas (113-87, Hawks)
Reddish 20/Doncic 18
Feb. 6 at Dallas (103-94, Mavericks)
Collins 22/Two 22

SERIES FACTS

Current Streak: Dallas, Won 1
Current Home Streak: Won 1
Current Road Streak: Lost 4
Last Home Win: 10/21/21, 113-87
Last Road Win: 10/18/17, 117-111
Last Home Loss: 2/3/21, 122-116
Last Road Loss: 2/6/22, 103-94
Biggest Win: 36 (12/17/96), 109-73
Biggest Loss: 26 (2/18/03), 105-79

ATLANTA ALL-TIME RECORD vs. DALLAS

Season	Home	Road	Neutral	Total
80-81	1-0	1-0	0-0	2-0
81-82	0-1	1-0	0-0	1-1
82-83	1-0	0-1	0-0	1-1
83-84	1-0	0-1	0-0	1-1
84-85	0-1	0-1	0-0	0-2
85-86	0-1	1-0	0-0	1-1
86-87	1-0	1-0	0-0	2-0
87-88	1-0	1-0	0-0	2-0
88-89	1-0	0-1	0-0	1-1
89-90	0-1	0-1	0-0	0-2
90-91	1-0	1-0	0-0	2-0
91-92	1-0	1-0	0-0	2-0
92-93	1-0	0-1	0-0	1-1
93-94	1-0	1-0	0-0	2-0
94-95	1-0	1-0	0-0	2-0
95-96	0-1	1-0	0-0	1-1
96-97	1-0	1-0	0-0	2-0
97-98	1-0	1-0	0-0	2-0
98-99	0-0	0-1	0-0	0-1
99-00	0-1	0-1	0-0	0-2
00-01	0-1	0-1	0-0	0-2
01-02	0-1	0-1	0-0	0-2
02-03	0-1	0-1	0-0	0-2
03-04	1-0	1-0	0-0	2-0
04-05	1-0	0-1	0-0	1-1
05-06	0-1	0-1	0-0	0-2
06-07	0-1	0-1	0-0	0-2
07-08	1-0	0-1	0-0	1-1
08-09	1-0	0-1	0-0	1-1
09-10	0-1	1-0	0-0	1-1
10-11	0-1	0-1	0-0	0-2
11-12	1-0	0-0	0-0	1-0
12-13	0-1	1-0	0-0	1-1
13-14	1-0	0-1	0-0	1-1
14-15	1-0	1-0	0-0	2-0
15-16	1-0	1-0	0-0	2-0
16-17	1-0	1-0	0-0	2-0
17-18	1-0	1-0	0-0	2-0
18-19	1-0	0-1	0-0	1-1
19-20	1-0	0-1	0-0	1-1
20-21	0-1	0-1	0-0	0-2
21-22	1-0	0-1	0-0	1-1

TOTALS 26-15 19-22 0-0 45-37

DENVER NUGGETS

1000 Chopper Place
Denver, CO 80204
(303) 405-1100



2021-22 RESULTS

Denver, 2-0
(High Scorer, ATL/DEN)
Nov. 12 at Denver (105-96, Nuggets)
Young 30/Gordon 23
Dec. 17 vs Denver (133-115, Nuggets)
Young 34/Hyland 24

SERIES FACTS

Current Streak: Denver, Won 3
Current Home Streak: Lost 1
Current Road Streak: Lost 2
Last Home Win: 2/21/21, 123-115
Last Road Win: 11/12/19, 125-121
Last Home Loss: 12/17/21, 133-115
Last Road Loss: 11/12/21, 105-96
Biggest Win: 26 (12/30/78), 113-87
26 (1/19/92), 119-93
Biggest Loss: 45 (11/15/18), 138-93

ATLANTA ALL-TIME RECORD vs. DENVER

Season	Home	Road	Neutral	To
76-77	2-0	0-2	0-0	2-2
77-78	1-0	0-2	0-1	1-3
78-79	2-0	1-1	0-0	3-1
79-80	1-0	0-1	0-0	1-1
80-81	1-0	0-1	0-0	1-1
81-82	1-0	0-1	0-0	1-1
82-83	0-1	1-0	0-0	1-1
83-84	0-1	0-1	0-0	0-2
84-85	0-1	0-1	0-0	0-2
85-86	1-0	0-1	0-0	1-1
86-87	1-0	1-0	0-0	2-0
87-88	1-0	0-1	0-0	1-1
88-89	0-1	0-1	0-0	0-2
89-90	1-0	0-1	0-0	1-1
90-91	1-0	0-1	0-0	1-1
91-92	1-0	1-0	0-0	2-0
92-93	1-0	1-0	0-0	2-0
93-94	1-0	0-1	0-0	1-1
94-95	1-0	1-0	0-0	2-0
95-96	1-0	0-1	0-0	1-1
96-97	1-0	0-1	0-0	1-1
97-98	1-0	1-0	0-0	2-0
99-00	1-0	0-1	0-0	1-1
00-01	1-0	0-1	0-0	1-1
01-02	1-0	1-0	0-0	2-0
02-03	1-0	1-0	0-0	2-0
03-04	1-0	1-0	0-0	2-0
04-05	0-1	0-1	0-0	0-2
05-06	1-0	0-1	0-0	1-1
06-07	0-1	1-0	0-0	1-1
07-08	1-0	0-1	0-0	1-1
08-09	1-0	0-1	0-0	1-1
09-10	1-0	0-1	0-0	1-1
10-11	0-1	0-1	0-0	0-2
11-12	0-0	0-1	0-0	0-1
12-13	1-0	0-1	0-0	1-1
13-14	1-0	0-1	0-0	1-1
14-15	1-0	0-1	0-0	1-1
15-16	1-0	1-0	0-0	2-0
16-17	1-0	1-0	0-0	2-0
17-18	0-1	1-0	0-0	1-1
18-19	1-0	0-1	0-0	1-1
19-20	0-1	1-0	0-0	1-1
20-21	1-0	0-1	0-0	1-1
21-22	0-1	0-1	0-0	0-2
TOTALS	36-10	15-33	0-1	51-44

DETROIT PISTONS

6201 Second Avenue
Detroit, MI 48202
(313) 747-8667



2021-22 RESULTS

Detroit, 2-1
(High Scorer, ATL/DET)
Oct. 25 vs Detroit (122-104, Hawks)
Young 32/Two w/21
Mar. 7 at Detroit (113-110, OT, Pistons)
Bogdanovic 22/Cunningham 28
Mar. 23 at Detroit (122-101, Pistons)
Young 21/Grant 21

SERIES FACTS

Current Streak: Detroit, Won 2
Current Home Streak: Won 3
Current Road Streak: Lost 4
Last Home Win: 10/25/21, 122-104
Last Road Win: 10/24/19, 117-100
Last Home Loss: 1/18/20, 136-103
Last Road Loss: 3/23/23, 122-101
Biggest Win: 44 (2/7/94), 141-97
Biggest Loss: 36 (12/2/16), 121-85
36 (12/2/83), 128-92

ATLANTA ALL-TIME RECORD vs. DETROIT

Season	Home	Road	Neutral	Total
57-68*	23-26	44-6	13-10	80-42
68-69	3-0	3-0	0-0	6-0
69-70	0-2	2-0	1-1	3-3
70-71	0-3	0-2	0-0	0-5
71-72	1-1	2-1	0-0	3-2
72-73	1-1	1-1	0-0	2-2
73-74	0-2	0-2	0-0	0-4
74-75	1-1	1-1	0-0	2-2
75-76	0-2	1-1	0-0	1-3
76-77	0-2	0-2	0-0	0-4
77-78	1-1	1-1	0-0	2-2
78-79	2-0	1-1	0-0	3-1
79-80	3-0	3-0	0-0	6-0
80-81	2-1	2-1	0-0	4-2
81-82	1-2	1-2	0-0	2-4
82-83	2-1	1-2	0-0	3-3
83-84	2-1	0-3	0-0	2-4
84-85	0-3	1-2	0-0	1-5
85-86	3-0	1-2	0-0	4-2
86-87	2-1	1-2	0-0	3-3
87-88	1-2	1-2	0-0	2-4
88-89	1-2	0-3	0-0	1-5
89-90	1-2	2-0	0-0	3-2
90-91	0-2	0-3	0-0	0-5
91-92	0-3	1-1	0-0	1-4
92-93	1-1	1-2	0-0	2-3
93-94	2-0	2-0	0-0	4-0
94-95	2-1	1-1	0-0	3-2
TOTALS	81-85	88-80	14-11	183-176
ATL TOTALS	56-59	43-73	1-1	100-133

* 1957-68 signifies St. Louis Hawks years.

OPPONENTS

OPPONENTS

GOLDEN STATE WARRIORS

1 Warriors Way
San Francisco, CA 94158
(415) 388-0100



2021-22 RESULTS

Series tied, 1-1
(High Scorer, ATL/GSW)
Nov. 8 at Golden State (127-113, Warriors)
Young 28/Curry 50
Mar. 25 vs. Golden State (121-110, Hawks)
Young 33/Thompson 37

SERIES FACTS

Current Streak: Atlanta, Won 1
Current Home Streak: Won 3
Current Road Streak: Lost 1
Last Home Win: 3/25/22, 121-110
Last Road Win: 3/26/21, 124-108
Last Home Loss: 12/3/18, 128-111
Last Road Loss: 11/8/21, 127-113
Biggest Win: 31 (1/22/86), 131-100
Biggest Loss: 34 (11/28/76), 132-98

ATLANTA ALL-TIME RECORD vs. GOLDEN STATE

Season	Home	Road	Neutral	Total
47-68*	49-16	23-40	12-21	84-77
68-69	2-2	2-1	0-0	4-3
69-70	1-2	2-1	1-0	4-3
70-71	1-1	1-2	0-0	2-3
71-72	2-1	0-1	1-0	3-2
72-73	1-1	0-2	0-0	1-3
73-74	0-2	1-1	0-0	1-3
74-75	1-1	0-2	0-0	1-3
75-76	2-0	0-2	0-0	2-2
76-77	0-2	0-2	0-0	0-4
77-78	1-1	0-2	0-0	1-3
78-79	1-1	0-2	0-0	1-3
79-80	1-0	1-0	0-0	2-0
80-81	1-0	1-0	0-0	2-0
81-82	0-1	0-1	0-0	0-2
82-83	0-1	0-1	0-0	0-2
83-84	1-0	0-1	0-0	1-1
84-85	1-0	1-0	0-0	2-0
85-86	1-0	0-1	0-0	1-1
86-87	1-0	0-1	0-0	1-1
87-88	1-0	1-0	0-0	2-0
88-89	1-0	0-1	0-0	1-1
89-90	1-0	1-0	0-0	2-0
90-91	1-0	0-1	0-0	1-1
91-92	1-0	0-1	0-0	1-1
92-93	1-0	1-0	0-0	2-0
93-94	0-1	0-1	0-0	0-2

Season	Home	Road	Neutral	Total
94-95	1-0	1-0	0-0	2-0
95-96	0-1	1-0	0-0	1-1
96-97	1-0	1-0	0-0	2-0
97-98	1-0	1-0	0-0	2-0
99-00	0-1	0-1	0-0	0-2
00-01	1-0	1-0	0-0	2-0
01-02	1-0	1-0	0-0	2-0
02-03	0-1	0-1	0-0	0-2
03-04	0-1	0-1	0-0	0-2
04-05	0-1	0-1	0-0	0-2
05-06	1-0	0-1	0-0	1-1
06-07	1-0	1-0	0-0	2-0
07-08	0-1	1-0	0-0	1-1
08-09	1-0	0-1	0-0	1-1
09-10	1-0	0-1	0-0	1-1
10-11	1-0	1-0	0-0	2-0
11-12	0-1	0-0	0-0	0-1
12-13	0-1	0-1	0-0	0-2
13-14	0-1	0-1	0-0	0-2
14-15	1-0	0-1	0-0	1-1
15-16	0-1	0-1	0-0	0-2
16-17	0-1	0-1	0-0	0-2
17-18	0-1	0-1	0-0	0-2
18-19	0-1	0-1	0-0	0-2
19-20	1-0	0-0	0-0	1-0
20-21	1-0	1-0	0-0	2-0
21-22	1-0	0-1	0-0	1-1

TOTALS	87-46	45-82	14-21	146-149
ATL TOTALS	38-29	22-42	2-0	62-71

* 1947-68 signifies St. Louis Hawks years.

HOUSTON ROCKETS

Toyota Center
1510 Polk St.
Houston, TX 77002
(713) 758-7200



2021-22 RESULTS

Series tied, 1-1
(High Scorer, ATL/HTN)
Dec. 13 vs Houston (132-126, Rockets)
Young 41/Gordon 32
Apr. 10 at Houston (130-114, Hawks)
Young 28/Green 41

SERIES FACTS

Current Streak: Atlanta, Won 1
Current Home Streak: Lost 1
Current Road Streak: Lost 1
Last Home Win: 5/16/21, 124-95
Last Road Win: 4/10/22, 130-114
Last Home Loss: 12/13/21, 132-126
Last Road Loss: 11/30/19, 158-111
Biggest Win: 42 (11/30/67), 129-87
Biggest Loss: 47 (11/30/19), 158-111

ATLANTA ALL-TIME RECORD vs. HOUSTON

Season	Home	Road	Neutral	Total
67-68*	3-1	4-0	0-0	7-1
68-69	3-1	0-3	0-0	3-4
69-70	3-0	1-2	0-0	4-2
70-71	2-1	0-2	0-0	2-3
71-72	1-1	0-3	0-0	1-4
72-73	3-1	1-3	0-0	4-4
73-74	3-1	2-1	0-0	5-2
74-75	1-2	1-3	0-0	2-5
75-76	2-2	0-3	0-0	2-5
76-77	1-1	0-2	0-0	1-3
77-78	2-0	1-1	0-0	3-1
78-79	2-0	1-1	0-0	3-1
79-80	1-2	1-2	0-0	2-4
80-81	1-0	0-1	0-0	1-1
81-82	1-0	1-0	0-0	2-0
82-83	1-0	1-0	0-0	2-0
83-84	1-0	0-1	0-0	1-1
84-85	0-1	0-1	0-0	0-2
85-86	1-0	0-1	0-0	1-1
86-87	0-1	1-0	0-0	1-1
87-88	1-0	0-1	0-0	1-1
88-89	1-0	0-1	0-0	1-1
89-90	1-0	1-0	0-0	2-0
90-91	0-1	1-0	0-0	1-1
91-92	1-0	1-0	0-0	2-0
92-93	1-0	0-1	0-0	1-1
93-94	1-0	0-1	0-0	1-1

Season	Home	Road	Neutral	Total
94-95	0-1	0-1	0-0	0-2
95-96	1-0	0-1	0-0	1-1
96-97	1-0	0-1	0-0	1-1
97-98	1-0	0-1	0-0	1-1
98-99	0-0	1-0	0-0	1-0
99-00	1-0	0-1	0-0	1-1
00-01	0-1	0-1	0-0	0-2
01-02	1-0	0-1	0-0	1-1
02-03	1-0	0-1	0-0	1-1
03-04	0-1	0-1	0-0	0-2
04-05	1-0	0-1	0-0	1-1
05-06	1-0	0-1	0-0	1-1
06-07	1-0	0-1	0-0	1-1
07-08	0-1	0-1	0-0	0-2
08-09	1-0	0-1	0-0	1-1
09-10	1-0	1-0	0-0	2-0
10-11	0-1	0-1	0-0	0-2
11-12	0-0	0-1	0-0	0-1
12-13	0-1	0-1	0-0	0-2
13-14	1-0	0-1	0-0	1-1
14-15	1-0	1-0	0-0	2-0
15-16	1-0	1-0	0-0	2-0
16-17	1-0	1-0	0-0	2-0
17-18	0-1	0-1	0-0	0-2
18-19	0-1	0-1	0-0	0-2
19-20	0-1	0-1	0-0	0-2
20-21	1-0	1-0	0-0	2-0
21-22	0-1	1-0	0-0	1-1

TOTALS	54-26	25-55	0-0	79-81
ATL TOTALS	51-25	21-54	0-0	72-79

* 1967-68 St. Louis Hawks years.

OPPONENTS

OPPONENTS

INDIANA PACERS

125 South Pennsylvania St.
Indianapolis, IN 46204
(317) 917-2500



2021-22 RESULTS

Atlanta, 4-0
(High Scorer, ATL/IND)
Dec. 1 at Indiana (114-111, Hawks)
Young 33/Brogdon 27
Feb. 8 vs Indiana (133-112, Hawks)
Young 34/Duarte 25
Mar. 13 vs Indiana (131-128, Hawks)
Young 47/Two 25
Mar. 28 at Indiana (132-123, Hawks)
Bogdanovic 29/Hield 26

SERIES FACTS

Current Streak: Atlanta, Won 4
Current Home Streak: Won 3
Current Road Streak: Won 2
Last Home Win: 3/13/22, 131-128
Last Road Win: 3/28/22, 132-123
Last Home Loss: 2/13/21, 125-113
Last Road Loss: 5/6/21, 133-126
Biggest Win: 31 (1/28/86), 123-92
Biggest Loss: 27 (2/21/90), 123-96
27 (12/29/99), 116-89

ATLANTA ALL-TIME RECORD vs. INDIANA

Season	Home	Road	Neutral	Total
76-77	0-2	0-2	0-0	0-4
77-78	2-0	1-1	0-0	3-1
78-79	1-1	0-2	0-0	1-3
79-80	3-0	1-2	0-0	4-2
80-81	0-3	1-2	0-0	1-5
81-82	3-0	1-2	0-0	4-2
82-83	3-0	3-0	0-0	6-0
83-84	3-0	1-2	0-0	4-2
84-85	2-0	3-0	1-0	6-0
85-86	3-0	2-1	0-0	5-1
86-87	1-2	2-1	0-0	3-3
87-88	2-1	2-1	0-0	4-2
88-89	3-0	2-1	0-0	5-1
89-90	1-1	1-2	0-0	2-3
90-91	3-0	1-1	0-0	4-1
91-92	1-1	0-3	0-0	1-4
92-93	2-0	0-2	0-0	2-2
93-94	2-1	1-1	0-0	3-2
94-95	1-1	0-3	0-0	1-4
95-96	1-1	0-2	0-0	1-3
96-97	2-0	1-1	0-0	3-1
97-98	0-2	1-1	0-0	1-3
98-99	1-1	2-0	0-0	3-1
99-00	0-2	1-1	0-0	1-3
00-01	2-0	0-2	0-0	2-2
01-02	1-1	0-2	0-0	1-3
02-03	2-0	0-2	0-0	2-2
03-04	0-2	0-2	0-0	0-4
04-05	0-2	0-1	0-0	0-3
05-06	2-0	2-0	0-0	4-0
06-07	1-1	0-2	0-0	1-3
07-08	1-0	0-2	0-0	1-2
08-09	2-0	1-1	0-0	3-1
09-10	2-0	1-0	0-0	3-0
10-11	2-0	1-1	0-0	3-1
11-12	1-0	1-1	0-0	2-1
12-13	2-0	0-2	0-0	2-2
13-14	1-1	1-1	0-0	2-2
14-15	2-0	1-0	0-0	3-0
15-16	2-0	0-2	0-0	2-2
16-17	0-1	1-1	0-0	1-2
17-18	1-1	0-2	0-0	1-3
18-19	0-2	0-2	0-0	0-4
19-20	1-1	0-1	0-0	1-2
20-21	1-1	0-1	0-0	1-2
21-22	2-0	2-0	0-0	4-0
TOTALS	68-33	38-62	1-0	107-94

LOS ANGELES CLIPPERS

LA Clippers Training Center
6951 South Centinela Blvd.
Playa Vista, CA 90094
(310) 862-6000



2021-22 RESULTS

Series tied, 1-1
(High Scorer, ATL/LAC)
Jan. 9 at Los Angeles (106-93, Clippers)
Two 19/Coffey 21
Mar. 11 vs Los Angeles (112-106, Hawks)
Young 27/Two 24

SERIES FACTS

Current Streak: Atlanta, Won 1
Current Home Streak: Won 3
Current Road Streak: Lost 3
Last Home Win: 3/11/22, 112-106
Last Road Win: 1/28/19, 123-118
Last Home Loss: 11/19/18, 127-119
Last Road Loss: 1/9/22, 106-93
Biggest Win: 37 (1/3/88), 121-84
Biggest Loss: 49 (11/16/19), 150-101

ATLANTA ALL-TIME RECORD vs. LOS ANGELES CLIPPERS

Season	Home	Road	Neutral	Total
70-71	2-0	1-1	0-0	3-1
71-72	2-1	2-1	0-0	4-2
72-73	2-1	3-0	0-0	5-1
73-74	2-1	0-2	0-1	2-4
74-75	0-2	1-1	0-0	1-3
75-76	2-1	0-2	0-0	2-3
76-77	2-0	2-0	0-0	4-0
77-78	2-0	1-1	0-0	3-1
78-79	2-0	1-1	0-0	3-1
79-80	1-0	0-1	0-0	1-1
80-81	1-0	0-1	0-0	1-1
81-82	0-1	1-0	0-0	1-1
82-83	1-0	0-1	0-0	1-1
83-84	1-0	0-1	0-0	1-1
84-85	1-0	1-0	0-0	2-0
85-86	1-0	1-0	0-0	2-0
86-87	1-0	1-0	0-0	2-0
87-88	1-0	1-0	0-0	2-0
88-89	1-0	1-0	0-0	2-0
89-90	0-1	1-0	0-0	1-1
90-91	1-0	1-0	0-0	2-0
91-92	1-0	0-1	0-0	1-1
92-93	1-0	0-1	0-0	1-1
93-94	0-1	1-0	0-0	1-1
94-95	1-0	1-0	0-0	2-0
95-96	1-0	1-0	0-0	2-0
TOTALS	47-17	33-30	0-1	80-48

LOS ANGELES LAKERS

555 N. Nash St.
El Segundo, CA 90245
(310) 426-6000



2021-22 RESULTS

Series tied, 1-1
(High Scorer, ATL/LAL)
Jan. 7 at Los Angeles (134-118, Lakers)
Young 25/James 32
Jan. 30 vs Los Angeles (129-121, Hawks)
Young 36/Monk 33

SERIES FACTS

Current Streak: Atlanta, Won 1
Current Home Streak: Won 1
Current Road Streak: Lost 1
Last Home Win: 1/30/22, 129-121
Last Road Win: 3/20/21, 99-94
Last Home Loss: 2/1/21, 107-99
Last Road Loss: 1/7/22, 134-118
Biggest Win: 29 (3/4/16), 106-77
Biggest Loss: 46 (1/9/04), 113-67

ATLANTA ALL-TIME RECORD vs. LOS ANGELES LAKERS

Season	Home	Road	Neutral	Total
50-51***				0-11
51-55**				12-30
55-68*				79-68
68-69	2-2	1-2	0-0	3-4
69-70	2-1	2-2	0-0	4-3
70-71	1-1	2-1	0-0	3-2
71-72	0-3	0-2	0-0	0-5
72-73	1-1	2-0	0-0	3-1
73-74	2-0	2-0	0-0	4-0
74-75	2-0	0-2	0-0	2-2
75-76	1-1	0-2	0-0	1-3
76-77	1-1	1-1	0-0	2-2
77-78	2-0	1-1	0-0	3-1
78-79	1-1	0-2	0-0	1-3
79-80	1-0	0-1	0-0	1-1
80-81	0-1	0-1	0-0	0-2
81-82	0-1	0-1	0-0	0-2
82-83	0-1	0-1	0-0	0-2
83-84	0-1	0-1	0-0	0-2
84-85	0-1	0-1	0-0	0-2
85-86	1-0	0-1	0-0	1-1
86-87	0-1	1-0	0-0	1-1
87-88	0-1	0-1	0-0	0-2
88-89	0-1	1-0	0-0	1-1
89-90	0-1	0-1	0-0	0-2
90-91	0-1	0-1	0-0	0-2
91-92	0-1	0-1	0-0	0-2
92-93	1-0	0-1	0-0	1-1

Season	Home	Road	Neutral	Total
93-94	1-0	0-1	0-0	1-1
94-95	0-1	0-1	0-0	0-2
95-96	0-1	0-1	0-0	0-2
96-97	1-0	0-1	0-0	1-1
97-98	0-1	0-1	0-0	0-2
99-00	0-1	0-1	0-0	0-2
00-01	1-0	0-1	0-0	1-1
01-02	0-1	1-0	0-0	1-1
02-03	0-1	1-0	0-0	1-1
03-04	1-0	0-1	0-0	1-1
04-05	1-0	0-1	0-0	1-1
05-06	0-1	1-0	0-0	1-1
06-07	0-1	0-1	0-0	0-2
07-08	1-0	0-1	0-0	1-1
08-09	1-0	0-1	0-0	1-1
09-10	1-0	0-1	0-0	1-1
10-11	0-1	0-1	0-0	0-2
11-12	0-0	0-1	0-0	0-1
12-13	1-0	0-1	0-0	1-1
13-14	1-0	0-1	0-0	1-1
14-15	0-1	1-0	0-0	1-1
15-16	1-0	1-0	0-0	2-0
16-17	0-1	0-1	0-0	0-2
17-18	0-1	0-1	0-0	0-2
18-19	1-0	0-1	0-0	1-1
19-20	0-1	0-1	0-0	0-2
20-21	0-1	1-0	0-0	1-1
21-22	1-0	0-1	0-0	1-1
TOTALS				142-139
ATL TOTALS	32-35	19-49	0-0	51-84

*** 1950-51 signifies Tri-Cities Blackhawks
** 1951-55 signifies Milwaukee Hawks
* 1955-68 signifies St. Louis Hawks

MEMPHIS GRIZZLIES

191 Beale St.
Memphis, TN 38103
(901) 205-1234



2021-22 RESULTS

Atlanta, 2-0
(High Scorer, ATL/MEM)
Nov. 26 at Memphis (132-100, Hawks)
Young 31/Konchar 17
Mar. 18 vs Memphis (120-105, Hawks)
Bogdanovic 30/Morant 29

SERIES FACTS

Current Streak: Atlanta, Won 2
Current Home Streak: Won 1
Current Road Streak: Won 2
Last Home Win: 3/18/22, 120-105
Last Road Win: 11/26/21, 132-100
Last Home Loss: 4/7/21, 131-113
Last Road Loss: 3/7/20, 118-101
Biggest Win: 32 (11/26/21), 132-100
Biggest Loss: 39 (3/2/20), 127-88

ATLANTA ALL-TIME RECORD vs. MEMPHIS

Season	Home	Road	Neutral	Total
95-96	1-0	1-0	0-0	2-0
96-97	1-0	1-0	0-0	2-0
97-98	1-0	1-0	0-0	2-0
98-99	1-0	0-0	0-0	1-0
99-00	1-0	0-1	0-0	1-1
00-01	1-0	0-1	0-0	1-1
01-02	1-0	1-0	0-0	2-0
02-03	1-0	0-1	0-0	1-1
03-04	0-1	0-1	0-0	0-2
04-05	0-1	0-1	0-0	0-2
05-06	0-1	0-1	0-0	0-2
06-07	1-0	1-0	0-0	2-0
07-08	1-0	1-0	0-0	2-0
08-09	1-0	0-1	0-0	1-1
09-10	1-0	1-0	0-0	2-0
10-11	1-0	1-0	0-0	2-0
11-12	0-1	0-0	0-0	0-1
12-13	1-0	1-0	0-0	2-0
13-14	0-1	0-1	0-0	0-2
14-15	1-0	0-1	0-0	1-1
15-16	1-0	1-0	0-0	2-0
16-17	0-1	1-0	0-0	1-1
17-18	1-0	0-1	0-0	1-1
18-19	1-0	0-1	0-0	1-1
19-20	0-1	0-1	0-0	0-2
20-21	0-1	1-0	0-0	1-1
21-22	1-0	1-0	0-0	2-0
TOTALS	19-8	13-12	0-0	32-20

OPPONENTS

OPPONENTS

MIAMI HEAT

601 Biscayne Blvd.
Miami, FL 33132
(786) 777-HEAT



2021-22 RESULTS

Miami, 3-1
(High Scorer, ATL/MIA)
Jan. 12 vs Miami (115-91, Heat)
Collins 16/Herro 21
Jan 14. at Miami (124-118, Heat)
Young 24/Herro 24
Jan. 21 vs Miami (110-108, Hawks)
Young 28/Adebayo 21
Apr. 8 at Miami (113-109, Heat)
35 Young/24 Adebayo

SERIES FACTS

Current Streak: Miami, Won 1
Current Home Streak: Won 1
Current Road Streak: Lost 2
Last Home Win: 1/21/22, 110-108
Last Road Win: 3/2/21, 94-80
Last Home Loss: 1/12/22, 115-91
Last Road Loss: 4/8/22, 113-109
Biggest Win: 33 (3/11/89), 111-78
Biggest Loss: 34 (1/1/03), 107-73

ATLANTA ALL-TIME RECORD vs. MIAMI

Season	Home	Road	Neutral	Total
88-89	1-0	0-1	0-0	1-1
89-90	2-0	2-0	0-0	4-0
90-91	2-0	2-0	0-0	4-0
91-92	2-0	0-2	0-0	2-2
92-93	2-0	1-1	0-0	3-1
93-94	2-0	1-1	0-0	3-1
94-95	1-1	1-1	0-0	2-2
95-96	1-1	1-1	0-0	2-2
96-97	1-0	0-2	0-0	1-2
97-98	1-1	0-2	0-0	1-3
98-99	0-1	0-2	0-0	0-3
99-00	2-0	0-2	0-0	2-2
00-01	0-2	0-1	0-0	0-3
01-02	2-0	1-1	0-0	3-1
02-03	1-1	0-2	0-0	1-3
03-04	1-1	0-2	0-0	1-3
04-05	0-2	0-2	0-0	0-4
05-06	1-1	0-2	0-0	1-3
06-07	0-2	0-2	0-0	0-4
07-08	2-0	1-1	0-0	3-1
08-09	2-0	1-1	0-0	3-1
09-10	1-1	0-2	0-0	1-3
10-11	0-2	1-1	0-0	1-3
11-12	0-2	1-1	0-0	1-3
12-13	0-2	0-2	0-0	0-4
13-14	2-0	0-2	0-0	2-2
14-15	2-0	2-0	0-0	4-0
15-16	0-2	1-1	0-0	1-3
16-17	1-1	1-1	0-0	2-2
17-18	1-1	0-2	0-0	1-3
18-19	2-0	1-1	0-0	3-1
19-20	1-1	0-2	0-0	1-3
20-21	1-0	1-1	0-0	2-1
21-22	1-1	0-2	0-0	1-3
TOTALS	38-26	19-47	0-0	57-73

MILWAUKEE BUCKS

1111 Vel R. Phillips Ave.
Milwaukee, WI 53203
(414) 489-2120



2021-22 RESULTS

Atlanta, 2-1
(High Scorer, ATL/MIL)
Nov. 14 vs Milwaukee (120-100, Hawks)
Young 42/G. Antetokounmpo 26
Jan. 17 vs Milwaukee (121-114, Hawks)
Young 30/Middleton 34
Mar. 9 at Milwaukee (124-115, Bucks)
Young 27/G. Antetokounmpo 43

SERIES FACTS

Current Streak: Milwaukee, Won 1
Current Home Streak: Won 3
Current Road Streak: Lost 8
Last Home Win: 1/17/22, 121-114
Last Road Win: 12/9/16, 114-110
Last Home Loss: 4/15/21, 120-109
Last Road Loss: 3/9/22, 124-115
Biggest Win: 39 (1/15/87), 130-91
Biggest Loss: 36 (2/14/71), 124-88

ATLANTA ALL-TIME RECORD vs. MILWAUKEE

Season	Home	Road	Neutral	Total
68-69	3-0	1-1	0-1	4-2
69-70	1-2	2-0	0-1	3-3
70-71	0-3	1-1	0-0	1-4
71-72	1-1	1-2	0-0	2-3
72-73	1-1	0-2	0-0	1-3
73-74	0-2	0-1	1-0	1-3
74-75	1-1	1-1	0-0	2-2
75-76	1-1	1-1	0-0	2-2
76-77	2-0	0-2	0-0	2-2
77-78	1-1	1-1	0-0	2-2
78-79	2-0	1-0	0-0	3-0
79-80	1-0	0-1	0-0	1-1
80-81	1-2	0-3	0-0	1-5
81-82	2-1	1-2	0-0	3-3
82-83	1-2	0-2	0-0	1-4
83-84	2-1	1-2	0-0	3-3
84-85	1-2	1-2	0-0	2-4
85-86	3-0	0-3	0-0	3-3
86-87	3-0	0-3	0-0	3-3
87-88	2-1	1-2	0-0	3-3
88-89	3-0	3-0	0-0	6-0
89-90	3-0	0-2	0-0	2-2
90-91	1-1	1-2	0-0	2-3
91-92	2-0	1-1	0-0	3-1
92-93	1-2	2-0	0-0	3-2
93-94	2-0	3-0	0-0	5-0
94-95	1-1	0-2	0-0	1-3
TOTALS	74-41	39-72	1-2	114-115

MINNESOTA TIMBERWOLVES

600 Hannepin Avenue, Ste 300
Minneapolis, MN 55403
(612) 673-1600



2021-22 RESULTS

Atlanta, 2-0
(High Scorer, ATL/MIN)
Dec. 6 at Minnesota (121-110, Hawks)
Young 29/Towns 31
Jan. 19 vs Minnesota (134-122, Hawks)
Young 37/Russell 31

SERIES FACTS

Current Streak: Atlanta, Won 5
Current Home Streak: Won 2
Current Road Streak: Won 4
Last Home Win: 1/19/22, 134-122
Last Road Win: 12/6/21, 121-110
Last Home Loss: 11/25/19, 125-113
Last Road Loss: 3/28/18, 126-114
Biggest Win: 25 (12/22/09), 112-87
Biggest Loss: 24 (3/26/14), 107-83

ATLANTA ALL-TIME RECORD vs. MINNESOTA

Season	Home	Road	Neutral	Total
89-90	1-0	0-1	0-0	1-1
90-91	1-0	0-1	0-0	1-1
91-92	1-0	1-0	0-0	2-0
92-93	1-0	1-0	0-0	2-0
93-94	1-0	1-0	0-0	2-0
94-95	1-0	1-0	0-0	2-0
95-96	0-1	1-0	0-0	1-1
96-97	1-0	1-0	0-0	2-0
97-98	0-1	0-1	0-0	0-2
99-00	1-0	0-1	0-0	1-1
00-01	0-1	0-1	0-0	0-2
01-02	0-1	0-1	0-0	0-2
02-03	0-1	0-1	0-0	0-2
03-04	1-0	0-1	0-0	1-1
04-05	1-0	0-1	0-0	1-1
05-06	1-0	0-1	0-0	1-1
06-07	1-0	1-0	0-0	2-0
07-08	1-0	1-0	0-0	2-0
08-09	1-0	1-0	0-0	2-0
09-10	1-0	1-0	0-0	2-0
10-11	1-0	1-0	0-0	2-0
11-12	1-0	0-0	0-0	1-0
12-13	1-0	0-1	0-0	1-1
13-14	1-0	0-1	0-0	1-1
14-15	1-0	1-0	0-0	2-0
15-16	0-1	0-1	0-0	0-2
16-17	0-1	0-1	0-0	0-2
17-18	1-0	0-1	0-0	1-1
18-19	1-0	1-0	0-0	2-0
19-20	0-1	1-0	0-0	1-1
20-21	1-0	1-0	0-0	2-0
21-22	1-0	1-0	0-0	2-0
TOTALS	24-8	16-15	0-0	40-23

NEW ORLEANS PELICANS

5800 Airline Drive
Metairie, LA 70003
(504) 593-4700



2021-22 RESULTS

Series tied, 1-1
Oct. 27 at New Orleans (102-99, Hawks)
Young 31/Graham 21
Mar. 20 vs New Orleans (117-112, Pelicans)
Gallinari 27/Valanciunas 26

SERIES FACTS

Current Streak: New Orleans, Won 1
Current Home Streak: Lost 1
Current Road Streak: Won 3
Last Home Win: 4/6/21, 123-107
Last Road Win: 10/27/21, 102-99
Last Home Loss: 3/20/22, 117-112
Last Road Loss: 11/13/17, 106-105
Biggest Win: 23 (4/2/21), 126-103
(11/14/09), 121-98
Biggest Loss: 41 (1/21/11), 100-59

ATLANTA ALL-TIME RECORD vs. NEW ORLEANS

Season	Home	Road	Neutral	Total
02-03	2-0	0-2	0-0	2-2
03-04	2-0	0-2	0-0	2-2
04-05	0-1	1-0	0-0	1-1
05-06	1-0	0-1	0-0	1-1
06-07	0-1	0-1	0-0	0-2
07-08	0-1	0-1	0-0	0-2
08-09	1-0	1-0	0-0	2-0
09-10	1-0	0-1	0-0	1-1
10-11	0-1	0-1	0-0	0-2
11-12	0-0	1-0	0-0	1-0
12-13	0-1	1-0	0-0	1-1
13-14	0-1	0-1	0-0	0-2
14-15	1-0	0-1	0-0	1-1
15-16	1-0	1-0	0-0	2-0
16-17	0-1	1-0	0-0	1-1
17-18	1-0	0-1	0-0	1-1
18-19	1-0	1-0	0-0	2-0
20-21	1-0	1-0	0-0	2-0
21-22	0-1	1-0	0-0	1-1
TOTALS	12-8	9-12	0-0	21-20

OPPONENTS

OPPONENTS

NEW YORK KNICKERBOCKERS

Two Pennsylvania Plaza
New York, NY 10121
(212) 465-6471



OKLAHOMA CITY THUNDER

208 Thunder Drive
Oklahoma City, OK 73102
(405) 208-4800



2021-22 RESULTS

New York, 3-1
(High Scorer, ATL/NYK)
Nov. 27 vs New York (99-90, Knicks)
Young 33/Burks 23
Dec. 25 at New York (101-87, Knicks)
Two 20/Randle 25
Jan. 15 vs New York (117-108, Knicks)
Young 29/Barrett 26
Mar. 22 at New York (117-111, Hawks)
Young 45/Barrett 30

SERIES FACTS

Current Streak: Hawks, Won 1
Current Home Streak: Lost 4
Current Road Streak: Won 1
Last Home Win: 2/9/20, 140-135, 20T
Last Road Win: 3/22/22, 117-111
Last Home Loss: 1/15/22, 117-108
Last Road Loss: 12/25/21, 101-87
Biggest Win: 37 (4/3/87), 126-89
Biggest Loss: 36 (1/3/81), 131-95
36 (4/13/01), 101-65

2021-22 RESULTS

Atlanta, 2-0
(High Scorer, ATL/OKC)
Nov. 22 vs Oklahoma City (113-101, Hawks)
Young 30/Three w/15
Mar. 30 at Oklahoma City (136-118, Hawks)
Young 41/Waters III 25

SERIES FACTS

Current Streak: Atlanta, Won 3
Current Home Streak: Won 3
Current Road Streak: Won 1
Last Home Win: 11/22/21, 113-101
Last Road Win: 3/30/22, 136-118
Last Home Loss: 3/15/18, 119-107
Last Road Loss: 2/26/21, 118-109
Biggest Win: 38 (3/15/72), 134-96
Biggest Loss: 29 (1/24/20), 140-111

ATLANTA ALL-TIME RECORD vs. NEW YORK

Season	Home	Road	Neutral	Total
49-51***				3-5
51-55**				9-20
55-68*	38-13	24-23	12-6	74-42
68-69	2-1	0-3	0-0	2-4
69-70	2-1	2-1	0-0	4-2
70-71	1-2	2-1	0-0	3-3
71-72	2-0	1-1	0-0	3-1
72-73	2-1	1-2	0-0	3-3
73-74	1-2	0-3	0-0	1-5
74-75	0-2	0-2	0-0	0-4
75-76	2-0	1-2	0-0	3-2
76-77	1-1	0-2	0-0	1-3
77-78	1-1	1-1	0-0	2-2
78-79	2-0	0-2	0-0	2-2
79-80	3-0	1-2	0-0	4-2
80-81	1-2	1-2	0-0	2-4
81-82	3-0	2-1	0-0	5-1
82-83	1-1	2-1	0-0	3-2
83-84	3-0	1-1	0-0	4-1
84-85	2-1	1-2	0-0	3-3
85-86	3-0	2-1	0-0	5-1
86-87	3-0	2-1	0-0	5-1
87-88	2-1	1-2	0-0	3-3
88-89	1-1	1-1	0-0	2-2
89-90	0-2	1-1	0-0	1-3
90-91	2-0	1-1	0-0	3-1
91-92	1-1	1-1	0-0	2-2
92-93	1-1	1-1	0-0	2-2
93-94	1-1	1-1	0-0	2-2

Season	Home	Road	Neutral	Total
94-95	2-0	0-2	0-0	2-2
95-96	0-1	2-0	0-0	2-1
96-97	1-1	0-2	0-0	1-3
97-98	1-1	1-1	0-0	2-2
98-99	1-1	1-0	0-0	2-1
99-00	2-0	0-1	0-0	2-1
00-01	2-0	0-2	0-0	2-2
01-02	1-1	0-2	0-0	1-3
02-03	1-1	0-2	0-0	1-3
03-04	0-1	0-2	0-0	0-3
04-05	0-2	1-1	0-0	1-3
05-06	2-0	0-2	0-0	2-2
06-07	1-1	0-1	0-0	1-2
07-08	2-0	2-0	0-0	4-0
08-09	1-0	0-2	0-0	1-2
09-10	1-1	0-2	0-0	1-3
10-11	1-1	1-1	0-0	2-2
11-12	1-1	0-1	0-0	1-2
12-13	0-1	0-2	0-0	0-3
13-14	1-1	1-1	0-0	2-2
14-15	1-0	1-1	0-0	2-1
15-16	1-1	1-1	0-0	2-2
16-17	2-0	1-1	0-0	3-1
17-18	1-0	1-1	0-0	2-1
18-19	0-2	1-1	0-0	1-3
19-20	1-1	0-1	0-0	1-2
20-21	0-1	0-2	0-0	0-3
21-22	0-2	1-1	0-0	1-3
TOTALS	108-57	65-98	12-6	198-186
ATL TOTALS	69-43	42-73	0-0	111-116

ATLANTA ALL-TIME RECORD vs. OKLAHOMA CITY

Season	Home	Road	Neutral	Total
67-68*	4-0	3-0	1-0	8-0
68-69	2-1	2-1	0-0	4-2
69-70	4-0	1-2	0-0	5-2
70-71	1-1	2-1	0-0	3-2
71-72	1-2	0-2	0-0	1-4
72-73	2-0	1-1	0-0	3-1
73-74	2-0	2-0	0-0	4-0
74-75	2-0	1-1	0-0	3-1
75-76	1-1	0-2	0-0	1-3
76-77	0-1	1-1	0-0	1-2
77-78	2-0	0-1	0-0	2-1
78-79	1-1	0-2	0-0	1-3
79-80	0-1	0-1	0-0	0-2
80-81	1-0	0-1	0-0	1-1
81-82	0-1	1-0	0-0	1-1
82-83	1-0	0-1	0-0	1-1
83-84	1-0	0-1	0-0	1-1
84-85	1-0	0-1	0-0	1-1
85-86	1-0	0-1	0-0	1-1
86-87	1-0	1-0	0-0	2-0
87-88	1-0	1-0	0-0	2-0
88-89	1-0	0-1	0-0	1-1
89-90	1-0	0-1	0-0	1-1
90-91	1-0	0-1	0-0	1-1
91-92	0-1	1-0	0-0	1-1
92-93	1-0	0-1	0-0	1-1
93-94	1-0	0-1	0-0	1-1

Season	Home	Road	Neutral	Total
94-95	0-1	0-1	0-0	0-2
95-96	0-1	0-1	0-0	0-2
96-97	0-1	1-0	0-0	1-1
97-98	1-0	0-1	0-0	1-1
99-00	0-1	1-0	0-0	1-1
00-01	0-1	1-0	0-0	1-1
01-02	0-1	0-1	0-0	0-2
02-03	1-0	0-1	0-0	1-1
03-04	0-1	1-0	0-0	1-1
04-05	0-1	0-1	0-0	0-2
05-06	0-1	0-1	0-0	0-2
06-07	0-1	0-1	0-0	0-2
07-08	0-1	1-0	0-0	1-1
08-09	1-0	1-0	0-0	2-0
09-10	0-1	0-1	0-0	0-2
10-11	0-1	0-1	0-0	0-2
11-12	1-0	0-0	0-0	1-0
12-13	0-1	1-0	0-0	1-1
13-14	0-1	0-1	0-0	0-2
14-15	1-0	0-1	0-0	1-1
15-16	1-0	0-1	0-0	1-1
16-17	0-1	1-0	0-0	1-1
17-18	0-1	0-1	0-0	0-2
18-19	1-0	0-1	0-0	1-1
19-20	0-0	0-1	0-0	0-1
20-21	1-0	0-1	0-0	1-1
21-22	1-0	1-0	0-0	2-0
TOTALS	43-27	26-42	1-0	70-69
ATL TOTALS	38-27	23-42	0-0	61-69

***1949-51 signifies Tri-Cities Blackhawks years.

**1951-55 signifies Milwaukee Hawks years.

*1955-68 signifies St. Louis Hawks years.

* 1967-68 signifies St. Louis Hawks years.

ORLANDO MAGIC

400 W. Church Street, Ste 250
Orlando, FL 32810
(407) 916-2400



2021-22 RESULTS

Atlanta, 3-1
(High Scorer, ATL/ORL)
Nov. 15 vs Orlando (129-115, Hawks)
Two w/23/Anthony 29
Dec. 15 at Orlando (111-99, Hawks)
Young 28/Wagner 19
Dec. 22 vs Orlando (104-98, Magic)
Reddish 34/Wagner 25
Feb. 16 at Orlando (130-109, Hawks)
Bogdanovic 23/Anthony 23

SERIES FACTS

Current Streak: Atlanta, Won 1
Current Home Streak: Lost 1
Current Road Streak: Won 3
Last Home Win: 11/15/21, 129-111
Last Road Win: 2/16/22, 130-109
Last Home Loss: 12/22/21, 104-98
Last Road Loss: 2/10/20, 135-126
Biggest Win: 39 (11/11/89), 148-109
Biggest Loss: 41 (12/19/92), 125-84

ATLANTA ALL-TIME RECORD vs. ORLANDO

Season	Home	Road	Neutral	Total
89-90	2-0	3-0	0-0	5-0
90-91	1-0	0-1	0-0	1-1
91-92	1-1	1-1	0-0	2-2
92-93	1-1	0-2	0-0	1-3
93-94	2-0	1-1	0-0	3-1
94-95	1-1	0-2	0-0	1-3
95-96	2-0	0-2	0-0	2-2
96-97	2-0	1-1	0-0	3-1
97-98	1-1	1-1	0-0	2-2
98-99	1-1	1-1	0-0	2-2
99-00	0-1	0-2	0-0	0-3
00-01	1-1	0-2	0-0	1-3
01-02	1-1	0-2	0-0	1-3
02-03	2-0	0-1	0-0	2-1
03-04	0-2	1-1	0-0	1-3
04-05	1-1	0-2	0-0	1-3
05-06	2-0	0-2	0-0	2-2
06-07	2-0	1-1	0-0	3-1
07-08	1-1	1-1	0-0	2-2
08-09	0-2	1-1	0-0	1-3
09-10	1-1	0-2	0-0	1-3
10-11	2-0	1-1	0-0	3-1
11-12	1-0	2-0	0-0	3-0
12-13	2-0	2-0	0-0	4-0
13-14	1-1	1-1	0-0	2-2
14-15	2-0	1-1	0-0	3-1
15-16	1-1	1-1	0-0	2-2
16-17	1-1	1-1	0-0	2-2
17-18	2-0	0-2	0-0	2-2
18-19	0-2	0-2	0-0	0-4
19-20	1-1	1-1	0-0	2-2
20-21	2-0	1-0	0-0	3-0
21-22	1-1	2-0	0-0	3-1
TOTALS	41-22	25-39	0-0	66-61

PHILADELPHIA 76ERS

3 Banner Way
Camden, NJ 08103
(215) 339-7600



2021-22 RESULTS

Philadelphia, 2-1
(High Scorer, ATL/PHI)
Oct. 30 at Philadelphia (122-94, 76ers)
Reddish 16/Harris 22
Dec. 3 vs Philadelphia (98-96, 76ers)
Young 25/Embiid 28
Dec. 23 at Philadelphia (98-96, Hawks)
Reddish 18/Embiid 23

SERIES FACTS

Current Streak: Atlanta, Won 1
Current Home Streak: Lost 1
Current Road Streak: Won 1
Last Home Win: 1/11/21, 112-94
Last Road Win: 12/23/21, 98-96
Last Home Loss: 12/3/21, 98-96
Last Road Loss: 10/30/21, 122-94
Biggest Win: 42 (4/5/89), 135-93
Biggest Loss: 47 (12/8/82), 132-85

ATLANTA ALL-TIME RECORD vs. PHILADELPHIA

Season	Home	Road	Neutral	Total
55-68*	34-15	12-30	11-15	57-60
68-69	1-2	0-3	0-0	1-5
69-70	2-1	1-2	0-0	3-3
70-71	3-0	1-2	0-0	4-2
71-72	2-1	1-1	0-1	3-3
72-73	3-0	2-0	1-0	6-0
73-74	2-1	1-1	0-1	3-3
74-75	2-0	0-2	0-0	2-2
75-76	2-1	0-2	0-0	2-3
76-77	1-1	0-2	0-0	1-3
77-78	1-1	1-1	0-0	2-2
78-79	2-0	0-2	0-0	2-2
79-80	2-1	2-1	0-0	4-2
80-81	1-2	0-3	0-0	1-5
81-82	1-2	2-1	0-0	3-3
82-83	2-1	0-3	0-0	2-4
83-84	3-0	2-1	0-0	5-1
84-85	0-2	0-3	0-0	0-5
85-86	3-0	1-1	0-0	4-1
86-87	2-1	1-2	0-0	3-3
87-88	3-0	3-0	0-0	6-0
88-89	2-0	0-2	0-0	2-2
89-90	1-1	1-1	0-0	2-2
90-91	0-2	0-2	0-0	0-4
91-92	1-1	1-1	0-0	2-2
92-93	1-1	2-0	0-0	3-1
93-94	2-0	2-0	0-0	4-0
94-95	1-1	2-0	0-0	3-1
TOTALS	108-56	58-97	12-17	178-170
ATL TOTALS	71-40	43-64	1-2	115-106

* 1955-68 signifies St. Louis Hawks years.

OPPONENTS

OPPONENTS

PHOENIX SUNS

201 E. Jefferson St.
Phoenix, AZ 85004
(602) 379-7900



2021-22 RESULTS

Series tied, 1-1
(High Scorer, ATL/PHO)
Nov. 6 at Phoenix (121-117, Suns)
Young 31/Booker 38
Feb. 3 vs Phoenix (124-115, Hawks)
Young 43/Booker 32

SERIES FACTS

Current Streak: Atlanta, one win
Current Home Streak: Won 8
Current Road Streak: Lost 3
Last Home Win: 2/3/22, 124-115
Last Road Win: 2/2/19, 118-112
Last Home Loss: 3/24/14, 102-95
Last Road Loss: 3/30/21, 117-110
Biggest Win: 41 (3/10/71), 139-98
Biggest Loss: 44 (3/30/00), 118-74

ATLANTA ALL-TIME RECORD vs. PHOENIX

Season	Home	Road	Neutral	Total
68-69	2-0	3-0	1-0	6-0
69-70	2-1	0-2	0-1	2-4
70-71	1-2	0-2	0-0	1-4
71-72	2-0	1-2	0-0	3-2
72-73	1-0	1-1	0-0	2-1
73-74	1-1	0-2	0-0	1-3
74-75	2-0	2-0	0-0	4-0
75-76	0-2	0-2	0-0	0-4
76-77	0-2	0-2	0-0	0-4
77-78	1-0	1-1	1-0	3-1
78-79	1-0	1-1	1-0	3-1
79-80	1-0	0-1	0-0	1-1
80-81	0-1	0-1	0-0	0-2
81-82	1-0	0-1	0-0	1-1
82-83	1-0	0-1	0-0	1-1
83-84	1-0	0-1	0-0	1-1
84-85	1-0	1-0	0-0	2-0
85-86	1-0	1-0	0-0	2-0
86-87	1-0	0-1	0-0	1-1
87-88	1-0	0-1	0-0	1-1
88-89	0-1	1-0	0-0	1-1
89-90	0-1	0-1	0-0	0-2
90-91	0-1	0-1	0-0	0-2
91-92	1-0	1-0	0-0	2-0
92-93	0-1	0-1	0-0	0-2
93-94	1-0	0-1	0-0	1-1
94-95	1-0	0-1	0-0	1-1

Season	Home	Road	Neutral	Total
95-96	0-1	0-1	0-0	0-2
96-97	1-0	0-1	0-0	1-1
97-98	0-1	0-1	0-0	0-2
98-99	1-0	0-0	0-0	1-0
99-00	0-1	0-1	0-0	0-2
00-01	0-1	0-1	0-0	0-2
01-02	1-0	0-1	0-0	1-1
02-03	0-1	0-1	0-0	0-2
03-04	0-1	1-0	0-0	1-1
04-05	0-1	0-1	0-0	0-2
05-06	0-1	0-1	0-0	0-2
06-07	0-1	1-0	0-0	1-1
07-08	1-0	0-1	0-0	1-1
08-09	0-1	0-1	0-0	0-2
09-10	1-0	0-1	0-0	1-1
10-11	0-1	0-1	0-0	0-2
11-12	0-1	1-0	0-0	1-1
12-13	1-0	0-1	0-0	1-1
13-14	0-1	0-1	0-0	0-2
14-15	1-0	1-0	0-0	2-0
15-16	1-0	0-1	0-0	1-1
16-17	1-0	0-1	0-0	1-1
17-18	1-0	0-1	0-0	1-1
18-19	1-0	1-0	0-0	2-0
19-20	1-0	0-1	0-0	1-1
20-21	1-0	0-1	0-0	1-1
21-22	1-0	0-1	0-0	1-1

TOTALS 38-26 18-48 3-1 59-75

PORTLAND TRAIL BLAZERS

One Center Court, Suite 200
Portland, OR 97227
(503) 234-9291



2021-22 RESULTS

Series tied, 1-1
(High Scorer, ATL/POR)
Jan. 3 at Portland (136-131, Trail Blazers)
Young 56/Simons 43
Mar. 14 vs Portland (122-113, Hawks)
Young 46/Hart 31

SERIES FACTS

Current Streak: Atlanta, Won 1
Current Home Streak: Won 3
Current Road Streak: Lost 5
Last Home Win: 3/14/22, 122-113
Last Road Win: 2/13/17, 109-104, OT
Last Home Loss: 3/29/19, 118-98
Last Road Loss: 1/3/22, 136-131
Biggest Win: 27 (1/17/74), 126-99
Biggest Loss: 40 (11/11/77), 132-92

ATLANTA ALL-TIME RECORD vs. PORTLAND

Season	Home	Road	Neutral	Total
70-71	2-0	0-2	0-0	2-2
71-72	2-0	2-0	0-0	4-0
72-73	2-0	2-0	0-0	4-0
73-74	2-0	0-2	0-0	2-2
74-75	0-2	1-1	0-0	1-3
75-76	1-1	1-1	0-0	2-2
76-77	2-0	1-1	0-0	3-1
77-78	1-1	0-2	0-0	1-3
78-79	2-0	0-2	0-0	2-2
79-80	1-0	1-0	0-0	2-0
80-81	1-0	0-0	0-1	1-1
81-82	1-0	1-0	0-0	2-0
82-83	1-0	0-1	0-0	1-1
83-84	0-1	0-1	0-0	0-2
85-86	1-0	1-0	0-0	2-0
86-87	1-0	0-1	0-0	1-1
87-88	0-1	0-1	0-0	0-2
88-89	1-0	0-1	0-0	1-1
89-90	1-0	0-1	0-0	1-1
90-91	1-0	0-1	0-0	1-1
91-92	0-1	0-1	0-0	0-2
92-93	1-0	0-1	0-0	1-1
93-94	1-0	0-1	0-0	1-1
94-95	0-1	1-0	0-0	1-1
95-96	1-0	1-0	0-0	2-0

Season	Home	Road	Neutral	Total
96-97	1-0	1-0	0-0	2-0
97-98	0-1	1-0	0-0	1-1
99-00	0-1	0-1	0-0	0-2
00-01	1-0	0-1	0-0	1-1
01-02	1-0	0-1	0-0	1-1
02-03	0-1	0-1	0-0	0-2
03-04	0-1	0-1	0-0	0-2
04-05	0-1	0-1	0-0	0-2
05-06	0-1	0-1	0-0	0-2
06-07	0-1	1-0	0-0	1-1
07-08	0-1	0-1	0-0	0-2
08-09	1-0	0-1	0-0	1-1
09-10	1-0	1-0	0-0	2-0
10-11	1-0	1-0	0-0	2-0
11-12	1-0	0-1	0-0	1-1
12-13	0-1	1-0	0-0	1-1
13-14	0-1	0-1	0-0	0-2
14-15	1-0	1-0	0-0	2-0
15-16	1-0	1-0	0-0	2-0
16-17	0-1	1-0	0-0	1-1
17-18	1-0	0-1	0-0	1-1
18-19	0-1	0-1	0-0	0-2
19-20	1-0	0-1	0-0	1-1
20-21	1-0	0-1	0-0	1-1
21-22	1-0	0-1	0-0	1-1

TOTALS 39-20 21-39 0-1 60-60

OPPONENTS

OPPONENTS

SACRAMENTO KINGS

500 David Stern Way
Sacramento, CA 95814
(916) 928-0000



2021-22 RESULTS

Atlanta, 2-0
(High Scorer, ATL/SAC)
Jan. 5 at Sacramento (108-102, Hawks)
Huertler 25/Fox 30
Jan. 26 vs Sacramento (121-104, Hawks)
Two w/ 18/Barnes 28

SERIES FACTS

Current Streak: Atlanta, Won 2
Current Home Streak: Won 2
Current Road Streak: Won 2
Last Home Win: 1/26/22, 121-104
Last Road Win: 1/5/22, 108-102
Last Home Loss: 11/8/19, 121-109
Last Road Loss: 3/24/21, 110-108
Biggest Win: 46 (11/15/17), 126-80
Biggest Loss: 31 (11/1/18), 146-115

ATLANTA ALL-TIME RECORD vs. SACRAMENTO

Season	Home	Road	Neutral	Total
49-55**				14-37
55-68*	46-11	22-37	8-14	76-62
68-69	2-1	1-1	1-0	4-2
69-70	1-1	0-1	2-1	3-3
70-71	2-1	0-3	0-0	2-4
71-72	2-1	1-2	0-0	3-3
72-73	2-0	0-2	0-0	2-2
73-74	0-2	1-1	0-0	1-3
74-75	1-1	1-1	0-0	2-2
75-76	2-0	0-2	0-0	2-2
76-77	0-2	1-0	0-0	1-2
77-78	1-0	1-1	0-0	2-1
78-79	2-0	0-2	0-0	2-2
79-80	0-1	0-1	0-0	0-2
80-81	1-0	0-1	0-0	1-1
81-82	1-0	0-1	0-0	1-1
82-83	0-1	0-1	0-0	0-2
83-84	0-1	0-1	0-0	0-2
84-85	0-1	0-1	0-0	0-2
85-86	1-0	1-0	0-0	2-0
86-87	1-0	1-0	0-0	2-0
87-88	0-1	1-0	0-0	1-1
88-89	1-0	1-0	0-0	2-0
89-90	1-0	0-1	0-0	1-1
90-91	1-0	1-0	0-0	2-0
91-92	1-0	0-1	0-0	1-1
92-93	1-0	0-1	0-0	1-1
93-94	1-0	1-0	0-0	2-0

Season	Home	Road	Neutral	Total
94-95	1-0	0-1	0-0	1-1
95-96	1-0	1-0	0-0	2-0
96-97	1-0	1-0	0-0	2-0
97-98	1-0	1-0	0-0	2-0
99-00	1-0	1-0	0-0	2-0
00-01	1-0	0-1	0-0	1-1
01-02	0-1	0-1	0-0	0-2
02-03	1-0	0-1	0-0	1-1
03-04	0-1	0-1	0-0	0-2
04-05	0-1	0-1	0-0	0-2
05-06	0-1	0-1	0-0	0-2
06-07	1-0	0-1	0-0	1-1
07-08	1-0	0-1	0-0	1-1
08-09	1-0	1-0	0-0	2-0
09-10	1-0	1-0	0-0	2-0
10-11	1-0	1-0	0-0	2-0
11-12	0-0	1-0	0-0	1-0
12-13	1-0	1-0	0-0	2-0
13-14	1-0	1-0	0-0	2-0
14-15	1-0	1-0	0-0	2-0
15-16	1-0	0-1	0-0	1-1
16-17	1-0	0-1	0-0	1-1
17-18	1-0	0-1	0-0	1-1
18-19	0-1	0-1	0-0	0-2
19-20	0-1	0-0	0-0	0-1
20-21	1-0	0-1	0-0	1-1
21-22	1-0	1-0	0-0	2-0

TOTALS 91-31 46-76 11-15 162-159
ATL TOTALS 45-20 24-39 3-1 72-60

** 1949-55 signifies Tri-Cities (49-51)
and Milwaukee (51-55) years.
* 1955-68 signifies St. Louis Hawks years.

SAN ANTONIO SPURS

AT&T Center
One AT&T Center
San Antonio, TX 78219
(210) 444-5000



2021-22 RESULTS

Series tied, 1-1
(High Scorer, ATL/SAS)
Nov. 24 at San Antonio (124-106, Hawks)
Young 31/Forbes 23
Feb. 11 vs San Antonio (136-121, Spurs)
Bogdanovic 23/Murray 32

SERIES FACTS

Current Streak: San Antonio, Won 1
Current Home Streak: Lost 2
Current Road Streak: Won 3
Last Home Win: 11/5/19, 108-100
Last Road Win: 11/24/21, 124-106
Last Home Loss: 2/11/22, 136-121
Last Road Loss: 4/2/19, 117-111
Biggest Win: 24 (11/28/87), 124-100
Biggest Loss: 39 (11/21/03), 114-75

ATLANTA ALL-TIME RECORD vs. SAN ANTONIO

Season	Home	Road	Neutral	Total
76-77	2-0	2-0	0-0	4-0
77-78	1-1	0-2	0-0	1-3
78-79	2-0	1-1	0-0	3-1
79-80	2-1	3-0	0-0	5-1
80-81	1-0	0-1	0-0	1-1
81-82	0-1	1-0	0-0	1-1
82-83	0-1	0-1	0-0	0-2
83-84	1-0	0-1	0-0	1-1
84-85	0-1	0-1	0-0	0-2
85-86	1-0	0-1	0-0	1-1
86-87	1-0	1-0	0-0	2-0
87-88	1-0	1-0	0-0	2-0
88-89	1-0	0-1	0-0	1-1
89-90	1-0	0-1	0-0	1-1
90-91	1-0	1-0	0-0	2-0
91-92	0-1	0-1	0-0	0-2
92-93	1-0	1-0	0-0	2-0
93-94	1-0	0-1	0-0	1-1
94-95	1-0	0-1	0-0	1-1
95-96	0-1	0-1	0-0	0-2
96-97	1-0	1-0	0-0	2-0
97-98	1-0	0-1	0-0	1-1
99-00	0-1	0-1	0-0	0-2
00-01	0-1	0-1	0-0	0-2
01-02	0-1	0-1	0-0	0-2
02-03	1-0	0-1	0-0	1-1
03-04	1-0	0-1	0-0	1-1
04-05	0-1	0-1	0-0	0-2
05-06	1-0	0-1	0-0	1-1
06-07	0-1	0-1	0-0	0-2
07-08	0-1	0-1	0-0	0-2
08-09	0-1	0-1	0-0	0-2
09-10	1-0	0-1	0-0	1-1
10-11	0-1	0-1	0-0	0-2
11-12	0-0	0-1	0-0	0-1
12-13	0-1	0-1	0-0	0-2
13-14	0-1	0-1	0-0	0-2
14-15	0-1	0-1	0-0	0-2
15-16	0-1	0-1	0-0	0-2
16-17	1-0	0-1	0-0	1-1
17-18	1-0	0-1	0-0	1-1
18-19	0-1	0-1	0-0	0-2
19-20	1-0	1-0	0-0	2-0
20-21	0-1	1-0	0-0	1-1
21-22	0-1	1-0	0-0	1-1

TOTALS 27-22 15-35 0-0 42-57

TORONTO RAPTORS

50 Bay Street, Ste 500
Toronto, ON M5J 2L2
(416) 815-5500



2021-22 RESULTS

Toronto, 3-1
(High Scorer, ATL/TOR)
Jan. 31 vs Toronto (106-100, Raptors)
Huertler 26/Siakam 25
Feb. 4 at Toronto (125-114, Raptors)
Two 23/Siakam 33
Feb. 26 vs Toronto (127-100, Hawks)
Young 41/VanVleet 24
Apr. 5 at Toronto (118-108, Raptors)
Young 26/Siakam 31

SERIES FACTS

Current Streak: Toronto, Won 1
Current Home Streak: Won 1
Current Road Streak: Lost 2
Last Home Win: 2/26/22, 127-100
Last Road Win: 4/13/21, 108-103
Last Home Loss: 1/31/22, 106-100
Last Road Loss: 4/5/22, 118-108
Biggest Win: 31 (12/2/09), 146-115
Biggest Loss: 44 (12/3/16), 128-84

ATLANTA ALL-TIME RECORD vs. TORONTO

Season	Home	Road	Neutral	Total
95-96	2-0	2-0	0-0	4-0
96-97	2-0	2-0	0-0	4-0
97-98	2-0	2-0	0-0	4-0
98-99	1-1	1-0	0-0	2-1
99-00	1-1	1-1	0-0	2-2
00-01	1-1	1-1	0-0	2-2
01-02	0-2	0-2	0-0	0-4
02-03	1-1	0-2	0-0	1-3
03-04	1-1	0-2	0-0	1-3
04-05	0-1	1-1	0-0	1-2
05-06	0-2	1-1	0-0	1-3
06-07	1-1	1-1	0-0	2-2
07-08	1-1	0-1	0-0	1-2
08-09	2-0	1-1	0-0	3-1
09-10	2-0	1-1	0-0	3-1
10-11	1-0	2-0	0-0	3-0
11-12	1-1	2-0	0-0	3-1
12-13	1-1	1-0	0-0	2-1
13-14	2-0	0-2	0-0	2-2
14-15	0-2	1-1	0-0	1-3
15-16	1-1	0-2	0-0	1-3
16-17	1-0	1-1	0-0	2-1
17-18	0-2	0-2	0-0	0-4
18-19	0-2	0-1	0-0	0-3
19-20	0-2	0-1	0-0	0-3
20-21	1-0	2-0	0-0	3-0
21-22	1-1	0-2	0-0	1-3
TOTALS	26-24	23-26	0-0	49-50

UTAH JAZZ

1420 S 500 W
Salt Lake City, UT 84115
(801) 325-2500



2021-22 RESULTS

Utah, 2-0
(High Scorer, ATL/UT)
Nov. 4 vs Utah (116-98, Jazz)
Young 21/Clarkson 30
Nov. 9 at Utah (110-98 Hawks)
Huertler 28/Mitchell 27

SERIES FACTS

Current Streak: Utah, Won 5
Current Home Streak: Lost 3
Current Road Streak: Lost 3
Last Home Win: 3/21/19, 117-114
Last Road Win: 3/20/18, 99-94
Last Home Loss: 11/4/21, 116-98
Last Road Loss: 11/9/21, 110-98
Biggest Win: 34 (12/2/78), 128-94
Biggest Loss: 29 (11/13/76), 115-86

ATLANTA ALL-TIME RECORD vs. UTAH

Season	Home	Road	Neutral	Total
74-75	3-1	0-4	0-0	3-5
75-76	1-2	1-2	0-0	2-4
76-77	0-2	1-1	0-0	1-3
77-78	1-0	0-1	1-1	2-2
78-79	2-0	0-2	0-0	2-2
79-80	1-0	1-0	0-0	2-0
80-81	1-0	1-0	0-0	2-0
81-82	1-0	1-0	0-0	2-0
82-83	1-0	1-0	0-0	2-0
83-84	1-0	0-1	0-0	1-1
84-85	0-0	1-0	1-0	1-0
85-86	0-1	0-1	0-0	0-2
86-87	1-0	1-0	0-0	2-0
87-88	1-0	0-1	0-0	1-1
88-89	0-1	1-0	0-0	1-1
89-90	1-0	0-1	0-0	1-1
90-91	1-0	0-1	0-0	1-1
91-92	1-0	0-1	0-0	1-1
92-93	1-0	1-0	0-0	2-0
93-94	1-0	0-1	0-0	1-1
94-95	0-1	0-1	0-0	0-2
95-96	1-0	0-1	0-0	1-1
96-97	1-0	0-1	0-0	1-1
TOTALS	32-21	17-35	2-1	51-57

OPPONENTS

OPPONENTS

WASHINGTON WIZARDS

1100 Oak Drive SE
Washington, DC 20032
(202) 661-5000



2021-22 RESULTS

Atlanta, 3-1
(High Scorer, ATL/WAS)
Oct. 28 at Washington (122-111, Wizards)
Collins 28/Beal 27
Nov. 1 vs Washington (118-111, Hawks)
Young 26/Beal 24
Mar. 4 at Washington (121-114, Hawks)
Hunter 26/Caldwell-Pope 28
Apr. 6 vs Washington (118-103, Hawks)
Young 30/Porzingis 26

SERIES FACTS

Current Streak: Atlanta, Won 3
Current Home Streak: Won 6
Current Road Streak: Won 1
Last Home Win: 4/6/22, 118-103
Last Road Win: 3/4/22, 121-114
Last Home Loss: 12/5/18, 131-117
Last Road Loss: 10/18/21, 122-111
Biggest Win: 31 (1/11/15), 120-89
Biggest Loss: 32 (4/9/11), 115-83

ATLANTA ALL-TIME RECORD vs. WASHINGTON

Season	Home	Road	Neutral	Total	Season	Home	Road	Neutral	Total
61-68*	22-4	10-19	6-5	38-28	95-96	1-1	0-2	0-0	1-3
68-69	1-2	1-2	0-0	2-4	96-97	2-0	0-1	0-0	2-1
69-70	1-2	1-2	0-0	2-4	97-98	2-0	2-0	0-0	4-0
70-71	1-2	2-1	0-0	3-3	98-99	1-1	1-0	0-0	2-1
71-72	2-1	0-3	0-0	2-4	99-00	1-1	0-2	0-0	1-3
72-73	3-1	0-3	0-0	3-4	00-01	1-1	1-1	0-0	2-2
73-74	3-1	1-3	0-0	4-4	01-02	0-1	0-2	0-0	0-3
74-75	3-1	0-4	0-0	3-5	02-03	1-1	1-1	0-0	2-2
75-76	1-2	0-3	0-0	1-5	03-04	1-1	1-1	0-0	2-2
76-77	1-1	0-2	0-0	1-3	04-05	0-2	0-2	0-0	0-4
77-78	0-1	0-2	1-0	1-3	05-06	1-1	0-2	0-0	1-3
78-79	1-1	1-1	0-0	2-2	06-07	1-1	0-2	0-0	1-3
79-80	3-0	0-3	0-0	3-3	07-08	0-2	2-0	0-0	2-2
80-81	1-2	0-2	0-0	1-4	08-09	2-0	2-0	0-0	4-0
81-82	2-1	0-3	0-0	2-4	09-10	2-0	2-0	0-0	4-0
82-83	3-0	1-2	0-0	4-2	10-11	2-0	1-1	0-0	3-1
83-84	2-1	2-1	0-0	4-2	11-12	2-0	1-0	0-0	3-0
84-85	3-0	0-3	0-0	3-3	12-13	2-0	1-1	0-0	3-1
85-86	1-1	0-3	0-0	1-4	13-14	1-1	0-2	0-0	1-3
86-87	3-0	2-0	0-0	5-0	14-15	2-0	1-1	0-0	3-1
87-88	2-1	1-2	0-0	3-3	15-16	1-1	1-1	0-0	2-2
88-89	2-0	1-1	0-0	3-1	16-17	1-1	0-2	0-0	1-3
89-90	0-2	2-0	0-0	2-2	17-18	1-1	1-1	0-0	2-2
90-91	2-0	0-2	0-0	2-2	18-19	1-1	1-1	0-0	2-2
91-92	1-1	1-1	0-0	2-2	19-20	1-0	0-2	0-0	1-2
92-93	1-1	1-1	0-0	2-2	20-21	2-0	1-0	0-0	3-0
93-94	2-0	2-0	0-0	4-0	21-22	2-0	1-1	0-0	3-1
94-95	2-0	2-0	0-0	4-0					
TOTALS	105-47	52-98	7-5	162-150					
ATL TOTALS	79-43	41-79	1-0	124-122					

* 1961-68 signifies St. Louis Hawks years

ATLANTA HAWKS ALL - TIME RECORD

Team	Hawks Record W-L	Atlanta Record W-L
Boston Celtics	147-243	95-130
Brooklyn Nets (1)	103-85	103-85
Charlotte Hornets (2)	67-59	67-59
Chicago Bulls	117-135	104-125
Cleveland Cavaliers	127-109	127-109
Dallas Mavericks	45-37	45-37
Denver Nuggets	51-44	51-44
Detroit Pistons (3)	183-176	100-133
Golden State Warriors (4)	146-149	62-71
Houston Rockets (5)	79-81	72-79
Indiana Pacers	107-94	107-94
L.A. Clippers (6)	80-48	80-48
L.A. Lakers (7)	142-193	51-84
Memphis Grizzlies (8)	32-20	32-20
Miami Heat	57-73	57-73
Milwaukee Bucks	114-115	114-115
Minnesota Timberwolves	40-23	40-23
New Orleans Pelicans (9)	21-20	21-20
New York Knickerbockers	198-186	111-116
Oklahoma City Thunder (10)	70-69	61-69
Orlando Magic	66-61	66-61
Philadelphia 76ers (11)	178-170	115-106
Phoenix Suns	59-75	59-75
Portland Trail Blazers	60-60	60-60
Sacramento Kings (12)	162-159	72-60
San Antonio Spurs	42-57	42-57
Toronto Raptors	49-50	49-50
Utah Jazz (13)	51-57	51-57
Washington Wizards (14)	162-150	124-122

- 1 - New Jersey/Brooklyn Nets
- 2 - Charlotte Bobcats/Charlotte Hornets
- 3 - Ft. Wayne/Detroit Pistons
- 4 - Philadelphia/San Francisco/Golden State Warriors
- 5 - San Diego/Houston Rockets
- 6 - Buffalo Braves/San Diego/Los Angeles Clippers
- 7 - Minneapolis/Los Angeles Lakers
- 8 - Vancouver/Memphis Grizzlies
- 9 - New Orleans-Oklahoma City/New Orleans Hornets/New Orleans Pelicans
- 10 - Oklahoma City/Seattle SuperSonics/Oklahoma City Thunder
- 11 - Syracuse Nationals/Philadelphia 76ers
- 12 - Rochester/Cincinnati Royals/Kansas City-Omaha/Kansas City/Sacramento Kings
- 13 - New Orleans/Utah Jazz
- 14 - Chicago Packers/Zephyrs/Baltimore/Capital/Washington Bullets/Wizards



HAWKS FLY HERE

Bally
SPORTS
SOUTHEAST

Bally
SPORTS

Bally
SPORTS+

DIRECTV CH. 649 DIRECTV STREAM CH. 649 SPECTRUM CH. 723 U-VERSE CH. 1729 XFINITY CH. 1251



MEDIA



1 JALEN JOHNSON

MEDIA INFORMATION

Garin Narain
EVP / Chief Communications Officer
garin.narain@hawks.com
O: 404.878.3893
C: 404.395.0710

Jon Steinberg
VP of Basketball Communications
jon.steinberg@hawks.com
O: 404.878.3266
C: 404.388.2778

Billy Hartman
Basketball Communications Mgr.
billy.hartman@hawks.com
O: 404.878.3203
C: 440.665.0565

Welcome to the 2022-23 edition of Atlanta Hawks and NBA basketball. The organization appreciates your efforts and extends its cooperation to assist you in your duties. In an effort to continue a smooth and efficient operation this season, the following rules have been established.

GENERAL INFORMATION

Additional Hawks information and photographs are available by contacting the PR Department at 404.878.3800. Further information is available via the Hawks PR twitter feed (@hawkspr) and the Hawks media website (<http://atlantahawkspr.wordpress.com/>).

INTERVIEW REQUESTS

When requesting interviews with members of the Hawks coaching staff, its players and other members of the organization, please contact the PR Department.

PRACTICE INFORMATION

Access to the practice facility is subject to change based on current NBA and local health protocols. Hawks practices are closed to the media, except for the final 30 minutes per team policy. Additionally, the coaches office, the training room, the weight room and the locker room are off-limits to the media at all times, unless permission has been granted by a member of the Communications staff in advance (no exceptions). If you require a one-on-one interview, we ask that you contact Hawks Communications. Only accredited media will be allowed to attend Hawks practices, as all sessions are closed to the general public. Practices are held at the Emory Sports Medicine Complex.

Reporters and camerapersons are asked to maintain professionalism when attending all practice sessions.

Practice times are subject to change.

PHOTOGRAPHERS & VIDEOGRAPHERS

The same policies in place for media are the same for all photographers and videographers. The last 30 minutes of practices are available for B-roll and still photographers, from the designated media area only.

SHOOTAROUNDS

When scheduled, Hawks shootarounds take place at the Emory Sports Medicine Complex. All shootarounds are closed to the media, followed by interview availability. Shootaround times are subject to change.

STATE FARM ARENA DIRECTIONS/PARKING

Media parking is available by request in Ruby Lot. For directions, search Ruby Lot in the Waze app.

MEDIA INFORMATION, CONTINUED

SEASON MEDIA CREDENTIALS

The Hawks will provide full season credentials to approved working media. For those media members that receive this pass, your photo will accompany it. Be advised that this pass is required at each game and must be displayed at all times.

SINGLE-GAME MEDIA CREDENTIALS

Single-game credentials (press and photo) must be requested via e-mail to the Hawks Communications department, no later than 12 noon the day before the game. Pre-arranged credentials may be picked up from the Media Entrance on the service level of State Farm Arena. Those regularly assigned to the Hawks and the opposing teams will be seated in one of the Hawks media seating areas. A map of media seating areas is located on page 301. Seating charts are posted just inside the Sekou Smith Media Room and near the media restrooms. GUESTS ARE NOT PERMITTED.

STILL PHOTOGRAPHERS & TV VIDEOGRAPHERS CREDENTIALS

The Hawks will provide full season credentials to approved working media. For those media members that receive this pass, your photo will accompany it. Be advised that this pass is required at each game and must be displayed at all times. Credentialed photographers must sit in designated positions. Photographers will not be allowed to sit on the sidelines at State Farm Arena, unless there is prior approval from Hawks Communications. No photography of any Hawks game shall be released to any individual other than the entity for whom the pass was issued and subject to the rules governing such use as described on the reverse side of the credential. Any violation to this policy will result in forfeiture of future credentials. Single-game photographer and videographer credentials will be issued on a space-available basis. Freelance photographers requesting credentials must submit a request citing a specific assignment from an outlet to obtain working passes.

No still photographer or TV videographer is permitted to sit in the escape lanes. In addition, all working cameras must have a rubber lens shade per NBA policy. All photographers seated on the baselines must wear a team-issued vest. Still photographers are not permitted in the Hawks or visiting team locker room at any time. Any person using a camera phone to capture still images in the locker rooms will be removed and may have their credential revoked.

LOCKER ROOM ACCESS

Tier 1 media will have access to both teams' locker rooms.

STATE FARM ARENA WORKROOM (SEKOU SMITH MEDIA ROOM)

The Sekou Smith Media Room is located to the right just inside the media entrance. The Sekou Smith Media Room will be open 2.5 hours prior to game time, at halftime and following the game. Media room usage is only available to those with a valid Hawks credential, and wireless network access is available. We ask that professional and courteous consideration be given to the media who are working each game in the work areas.

MEDIA INFORMATION, CONTINUED

MEDIA ENTRANCE

The Media Entrance is located on Baker St. Extension (located on the right before you get to Ruby Lot). The Sekou Smith Media Room is located directly on the right as you enter. For a map of that location, see page 302.

PRESS SERVICES

Game notes will be available in the media room two hours prior to the game. Game statistics, play-by-play, quarter stats and halftime box scores will be e-mailed out during the game. Hard copies will be available in the media room following the game.

PREGAME/POSTGAME COACHES INTERVIEW ROOM

Coach McMillan will be available to media approximately 105 minutes prior to scheduled tip-off in the press conference room. Following a cooling-off period after each game, Coach McMillan will conduct his postgame press conference in the press conference room. The visiting team head coach will conduct his pre- (90 minutes prior to game) and postgame interviews in the visiting team press conference room.

AUTOGRAPHS

Media members are not permitted to ask for players' or coaches' autographs during media access periods.

PLAYER WARMUPS

The playing floor as well as both team benches are off-limits to media and scouts during pregame warm-ups. The media can access the baselines and sideline opposite the team benches until 30 minutes prior to the game. Photographers and videographers with Hawks-issued vests may remain on the baselines after that time.

TICKET REQUESTS

Media members wishing to purchase tickets to any Hawks home or road game are asked to request these tickets through Hawks Communications or the ticket office. While there is no guarantee that each request will be fulfilled, we ask that all requests are made in advance.

STATISTICAL AND PRESS RELEASE INFORMATION

Statistics, team and player information can always be found on the Hawks web site at www.hawks.com. The Hawks also disseminate information to accredited members of the media via e-mail. Should you wish to receive press releases and other information via e-mail, please contact the Hawks Communications Department. Media are also encouraged to log onto the Hawks media website (<http://hoopsomg.com>) and follow @hawkspr on Twitter for the latest practice information, injury updates and more.

MEDIA INFORMATION, CONTINUED

STEVE HOLMAN



Voice of the Hawks

The "Voice of the Hawks," Georgia Sports Hall of Famer, Atlanta Sports Hall of Famer and Georgia Radio Hall of Famer Steve Holman is in his 38th season, and has never missed a Hawks' regular season or playoff radio broadcast, a span of 2,827 games. His play-by-play streak, which began in March of 1989, hit game number 2,500 in the Hawks' 2018-19 opener at New York on October 17, 2018. He has broadcast Hawks games in five different decades.

The five-time Georgia Sportscaster of the Year (2014, 2016, 2018, 2019, 2021) by the National Sports Media Association, Holman also took home three consecutive Gabby Awards from the Georgia Association of Broadcasters (2015-17) and was inducted into the organization's Hall of Fame in 2017.

Holman has announced Hawks games around the globe, including contests from Russia, England, Puerto Rico and Canada, and has been a part of several notable historical calls, including the night Dominique Wilkins became the team's all-time scoring leader, Lenny Wilkens' record-breaking 939th career win and the Hawks' Eastern Conference Finals trips in 2015 and 2021.

The 68-year-old Holman had done play-by-play and color commentary on Hawks broadcasts for three-and-a-half years before taking over the full time play-by-play duties in 1989.

During the 1996 Centennial Olympic Games in Atlanta, Holman was part of Westwood One's/NBA National Radio coverage, calling play-by-play action for both the United States men's and women's gold medal basketball teams, in addition to boxing.

Holman's first radio job was as a 17-year-old high school senior at WCCM, where he got to work under sportscasting icon Curt Gowdy, who owned the station. Holman has been involved in the NBA since the early 1970s when he was broadcast assistant to the Boston Celtics' late play-by-play legend Johnny Most. Holman's first experience calling NBA action came in 1976 when Most lost his voice mid-game.

He has been a fixture on Atlanta radio since 1980 when he arrived to work on Falcons football and Atlanta Chiefs soccer. Along with his numerous awards for sports reporting, Holman has also won the Georgia Associated Press Award. Holman's son, Scott, and wife Amy, are the parents of Holman's grandchildren, Connor, Caitlyn and Collier Steven. His son, Steve Jr., passed away after a short illness on January 19, 2018. The Steve Holman Jr. Media Award endowment was established at Woodward Academy in Atlanta in his memory (Woodward.edu/Holman).

On March 23, 2015, Holman was honored on the floor of the Georgia State House of Representatives after a meeting with Georgia Governor Nathan Deal.

Holman was born March 5, 1954 in Lawrence, Massachusetts.

BOB RATHBUN



TV Play-by-Play

The longest-tenured TV play-by-play announcer in Atlanta Hawks history and one of the NBA's most recognizable and decorated play-by-play announcers, Bob Rathbun is in his 27th season as the television voice of the Hawks. Rathbun calls all of the games on the Hawks' Bally Sports Southeast package, the past 14 seasons teaming with Hall-of-Famer Dominique Wilkins.

Rathbun has earned a variety of significant broadcasting awards during his career, most recently the national Synopsis Sports Media honor for live sports coverage for Game 1 of the 2021 Hawks-Knicks playoff series. His play-by-play has won 13 Southeast Regional Emmy Awards, including one in 2020 for the Hawks vs. Miami Heat broadcast. An eight-time state honoree as Sportscaster of the Year from the National Sportscasters and Sportswriters Association (NSSA), Rathbun received the Positivity in Broadcasting Award in June, 2017, from Positive Athlete Georgia.

Rathbun's prodigious basketball work has found its way to all of the major broadcast outlets and platforms. His NBA work has earned him opportunities to call games for TNT and NBA TV, after a collegiate resume that includes stints with CBS (NCAA basketball tournament), ABC and ESPN (basketball, football and the College World Series). Each of the last five summers, he has called the championship rounds of The Basketball Tournament (TBT) for ESPN. Rathbun hosts 'A Trophy Life,' the official podcast of the Naismith player and coach of the year awards, based in Atlanta. He also sits on the national Naismith Awards Board of Directors.

Rathbun has served as a play-by-play announcer for basketball and other sports on the ACC Television Network since 1988, and he has called games for both the ACC and the SEC on Bally Sports South since he arrived in Atlanta in 1996. He was also the network's play-by-play voice for the WNBA's Atlanta Dream for 10 seasons.

His professional baseball resume includes 10 years as Fox Sports South's voice of the Atlanta Braves, three seasons on radio in Detroit with the Tigers, and part-time work on Baltimore Orioles' TV broadcasts.

With extensive connections across a number of sports, Rathbun's broadcasting career has earned him eight Sportscaster of the Year honors (Virginia: 1980-82, 1985, 1988-89; Georgia 1998, 2012), a Distinguished Service Award from the ACC (1994), and a Distinguished Alumni Award from Catawba College (1988). The motivational speaker and author was inducted into his alma mater's Sports Hall of Fame in 2006 and is also a member of the Virginia Sports, Salisbury Rowan Sports and Hampton Roads Sports Halls of Fame.

Rathbun, who graduated with a Bachelor of Arts degree in speech from Catawba College (1976), and his wife Marybeth have two adult children, Court and Grace. The Rathbun family is extensively involved in animal rescue efforts through RescueMeGA.

ATLANTA HAWKS

MEDIA INFORMATION, CONTINUED



Vince Carter
Hawks TV Analyst



Lauren Jbara
Hawks TV Reporter



Brian Oliver
Hawks Live Analyst



Treavor Scales
Hawks LIVE Host



Mike Conti
Hawks Radio Host




ARENA



1 HARRY
THE HAWK

STATE FARM ARENA

BASKETBALL CAPACITY: 16,951



Located in the heart of downtown Atlanta's Centennial Park District, State Farm Arena celebrates the city, literally spelling "ATLANTA" in 65-foot letters to welcome fans from all over the southeast United States. As the premier venue for sports and live entertainment in the region, State Farm Arena delivers top-ranked concert tours, professional and collegiate sporting events, family shows and conferences in a world-class setting with unparalleled customer service. The arena consistently ranks among the top venues in the world. State Farm Arena hosts approximately 170 events and nearly 2 million guests annually. In February of 2017, the venue became a completely smoke-free campus as part of the organization's commitment to offer a healthier environment for guests and employees.

In 2022, Green Business Certification Inc. (GBCI), the world's leading sustainability and health certification and credentialing body, announced that State Farm Arena, home of the NBA's Atlanta Hawks, and an award-winning sports and live entertainment venue, earned TRUE (Total Resource Use and Efficiency) Platinum certification for zero waste. With this achievement, State Farm Arena is now the only and world's first sports and live entertainment venue in the world to receive TRUE certification. When beginning this journey in 2019, State Farm Arena diverted only an average of 10 percent of total waste. Since May 2021, the venue has consistently diverted a minimum of 90 percent of fan-generated waste from landfills. A few of the highlights that led to State Farm Arena's TRUE Platinum certification for zero waste was diverting a minimum of 90% of all waste from landfills and incineration during basketball games, concerts and events. The venue diverted more than 500,000 lbs. of waste during Hawks' home games throughout the 2021-22 NBA Season. Lastly, the Hawks and venue worked closely with one of their proud sustainability partners, Novelis, the world leader in aluminum rolling and recycling, who provided guidance and operational knowledge to organize, sort and recycle aluminum and other materials.

In 2020, while Hawks games and concerts were being postponed and cancelled due to the global pandemic, the Hawks and State Farm Arena made good use of the time for a greater cause. Fulton County and the Hawks transformed State Farm Arena into Georgia's largest-ever voting precinct for early voting for the General Election. The Atlanta Hawks & State Farm Arena, and Fulton County, were the first professional sports team and local municipality to partner in making the team's primary venue available as a polling precinct to adequately adhere to CDC-recommended social distancing guidelines and provide the opportunity for tens of thousands of residents to cast their ballot in a state-of-the-art, centrally located facility.

Prior to re-opening in October 2018, State Farm Arena completed a three-phase, 16-month, \$192.5 million transformation – the second-largest arena renovation in the history of the NBA at the time of its completion. The transformed structure contains the third-largest center-hung scoreboard in the NBA, a sensory-inclusive room and was the first NBA venue to offer fan-friendly food pricing, with 12 popular food and beverage items priced at \$5 or less. The building also features first-of-its-kind in-venue entertainment options, including Topgolf Swing Suites, the company's first permanent amenity in a major sports arena, Killer Mike's SWAG Shop (a four-chair barbershop overlooking the court) and the signature Hawks Bar, the NBA's first courtside bar, located in front of the Delta SKY360° Club.

Since opening its doors in September 1999, the Atlanta landmark has hosted many world-class events, including most recently, the 2021 NBA All-Star events. In the past, the venue has hosted 2003 NBA All-Star events, 2004 U.S. Figure Skating Championship, 2018 NCAA Division 1 Men's Basketball Championship South Regional, Super Bowl LIII Music Fest presented by Bud Light and world-class performances by artists such as Elton John, The Rolling Stones, Justin Timberlake, Beyoncé, Paul McCartney and Garth Brooks.

The venue adjoins world news hub CNN Center and sits within yards of the Georgia World Congress Center, Mercedes-Benz Stadium, the Georgia Aquarium, Chick-fil-A College Football Hall of Fame, World of Coca-Cola and Centennial Olympic Park in the Centennial Park District in downtown Atlanta. With the downtown area boasting a large number of hotel options, State Farm Arena is truly a destination for live sports and entertainment.

RANKINGS AND ACCOLADES

Named for its title sponsor State Farm, State Farm Arena has earned numerous industry, media and public accolades for its design, acoustics, amenities and spectrum of events.

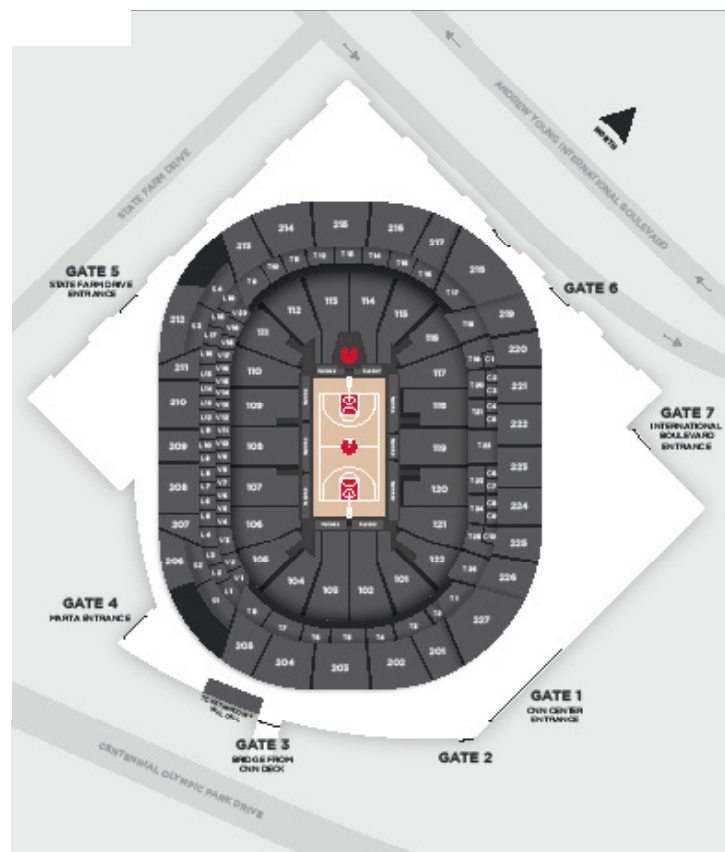
Industry-leading publication Pollstar released their 2021 year-end rankings for sports and live entertainment venues across the globe. In 2021, the venue ranked No. 5 on Pollstar Magazine's year-end list of top arenas.

In 2020, Pollstar named State Farm Arena the Best New Concert Venue. In 2019-20, the venue ranked top five in the NBA in overall fan satisfaction and net promoter score. In 2019, the Association of Luxury Suite Directors awarded the venue with Best Premium Club Spaces, Benefits and Activations. Also in 2019, the International Association of Venue Managers (IAVM) presented the Venue Excellence Award to State Farm Arena while Sports Business Journal named a finalist in the annual Sports Business Awards for Venue of the Year. In 2017-18 and 2018-19, the venue was top across the NBA in in-game experience.

State Farm Arena consistently ranks among North America's Top 10 arenas based on attendance by Billboard and Pollstar magazines.

State Farm Arena's video production team has been recognized for excellence with multiple Golden Matrix Awards for video production at the annual IDEA Conferences, including awards in 2002 and 2005 for best overall video display for basketball, and in 2014 for best in-game feature. In 2019, Hawks Studios won a Golden Matrix for Best Promotional Video.

STATE FARM ARENA SEATING CHART



HISTORY

On Aug. 29, 2018, State Farm and the Atlanta Hawks announced a 20-year collaboration, including the placement of the nationally-renowned company's logo and marks atop the best sports and live entertainment venue in Atlanta. State Farm Arena replaced the Omni Coliseum when it was imploded in 1997. The Omni was home to the NBA's Atlanta Hawks beginning with the 1968-69 season when they moved from St. Louis.

State Farm Arena's sports attendance record of 20,425 was set on May 2, 2008 during the Hawks' thrilling NBA Playoffs win over the Boston Celtics, in game six of their first round series.

More than simply a music venue, State Farm Arena hosts a variety of sports, entertainment and family events annually including the Harlem Globetrotters and Disney On Ice. It's a space of connection, access, memories, art and most of all, Atlanta.

CAPACITY AND ACCESSIBILITY

Maximum seating capacity of State Farm Arena (approximate):
16,888 for Basketball

State Farm Arena meets all standards for accessibility by persons with disabilities. Disabled seating areas are accessible by wheelchairs and provide views of the arena floor equal to the sightlines for standing spectators. Visit statefarmarena.com for an up-to-date schedule of events at State Farm Arena.

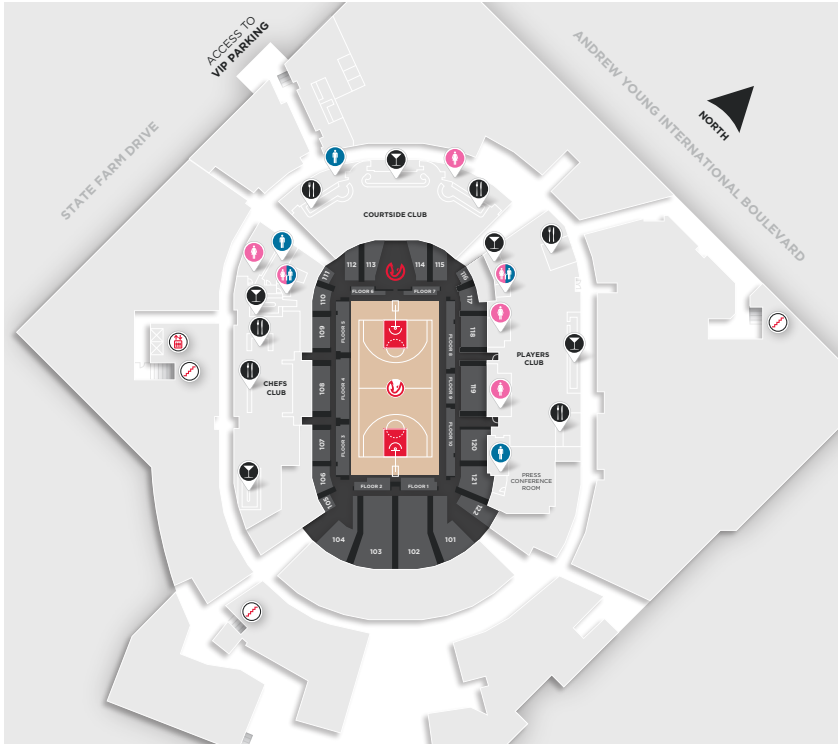
DIRECTIONS

State Farm Arena is located next to CNN Center, at the intersection of Marietta Street and Centennial Olympic Park Drive.


MEDIA

For any interview inquiries or media requested related to State Farm Arena, please contact StateFarm.ArenaPR@hawks.com

STATE FARM ARENA SERVICE LEVEL MAP



NBA COURT DIMENSIONS



DIRECTIONS TO STATE FARM ARENA:

Going north from the airport on I-75/85, take the World Congress Center/Andrew Young International Blvd. exit. Turn left at the end of the exit onto International. Proceed to Centennial Olympic Park Drive and take a left. At the corner of Marietta Street, take a right. At Baker Street, take a left, cross over the railroad tracks, and follow the signs to Media Parking Lot A. If parking is not available in Lot A, proceed to Ruby Lot (formerly called Lot B) and you will find additional press parking at that location.



STATE FARM ARENA FIRSTS

BELOW OCCURRED IN THE FIRST QUARTER ON 11/4/99:

Winner of the opening jump ball:	Ray Allen (Milwaukee)
First field goal attempt:	Glenn Robinson
First Hawks field goal attempt:	Bimbo Coles
First block:	Robert Traylor
First Hawks block:	Dikembe Mutombo
First rebound:	Jim Jackson
First field goal made:	Ray Allen
First personal foul:	J.R. Reid
First free throw attempt:	Robert Traylor
First free throw made:	Robert Traylor
First free throw missed:	Robert Traylor
First Hawks personal foul:	Jim Jackson
First Hawks points:	Roshown McLeod
First jump shot made:	Ray Allen
First assist:	Sam Cassell
First Hawks field goal:	Roshown McLeod
First Hawks assist:	Alan Henderson
First three-point field goal made:	Ray Allen
First Hawks three-point field goal attempt:	Jim Jackson
First loose ball foul:	J.R. Reid
First dunk:	Tim Thomas
First Hawks dunk:	Isaiah Rider
First goaltending:	Robert Traylor
First steal:	Robert Traylor
First Hawks steal:	Roshown McLeod
First individual turnover:	Sam Cassell
First Hawks turnover:	Jim Jackson
First timeout:	Hawks
First substitution:	Dale Ellis
First Hawks substitution:	Isaiah Rider
First technical foul:	Ervin Johnson
First traveling call:	Robert Traylor

BELOW OCCURRED IN THE SECOND QUARTER ON 11/4/99:

First three-point play:	Lorenzen Wright
-------------------------	-----------------

BELOW OCCURRED IN THE THIRD QUARTER ON 11/4/99:

First 20-second timeout:	Hawks
--------------------------	-------

BELOW OCCURRED IN THE FOURTH QUARTER ON 11/4/99:

First team to score 100 points:	Milwaukee
---------------------------------	-----------

OTHER FIRSTS:

First Hawks win:	vs. Chicago (11/6/99)
First Hawks loss:	vs. Milwaukee (11/4/99)
First illegal defense:	Dikembe Mutombo (vs. Charlotte, 11/16/99)
First 24-second violation:	Bimbo Coles (vs. Charlotte, 11/16/99)
First delay of game:	vs. Chicago (11/6/99)
First three-second violation:	Roshown McLeod (vs. Chicago, 11/6/99)

2022-23 ATLANTA HAWKS SCHEDULE

OCTOBER

S	M	T	W	T	F	S
						1
2	3	4	5	6	7	8
9	10	11	12	13	14	15
16	17	18	19 7:30 HOU	20	21 7:30 ORL	22
23 5:00 CHA	24	25	26	27	28 7:00 DET	29 7:00 MIL
30 7:30 TOR	31					

DECEMBER

S	M	T	W	T	F	S
					1 7:30 DEN	2 3
4	5 7:30 OKC	6	7 ESPN 7:30 NYK	8	9 7:30 BKN	10
11 6:30 CHI	12 NBA TV 7:00 MEM	13	14	15	16	17 7:00 CHA
18	19 7:30 ORL	20	21 7:30 CHI	22	23 7:30 DET	24
25	26	27 7:30 IND	28 7:30 BKN	29	30 NBA TV 7:30 LAL	31

FEBRUARY

S	M	T	W	T	F	S
					1 ESPN 8:00 PHX	2 3 7:00 UTA 7:00 DEN
5	6	7 NBA TV 6:30 NOP	8	9 7:30 PHX	10 7:30 SAS	11
12	13 7:00 CHA	14	15 7:30 NYK	16	17	18
19	20	21	22	23	24 7:30 CLE	25
26 8:00 BKN	27	28 NBA TV 7:30 WAS				

APRIL

S	M	T	W	T	F	S
						1
2 NBA TV 5:00 DAL	3	4	5 7:30 CHI	6 7:30 WAS	7 7:30 PHI	8
9 1:00 BOS	10	11	12	13	14	15

NOVEMBER

S	M	T	W	T	F	S
						1
						2
6	7 8:15 MIL	8	9 7:30 UTA	10 NBA TV 7:30 PHI	11	12 7:30 NOP
13	14	15	16 ESPN 7:30 BOS	17	18	19 6:00 TOR
20	21 7:00 MIL	22	23 7:30 SAC	24	25	26 7:00 HOU
27 5:00 MIA	28 NBA TV 7:00 PHI	29	30 7:00 ORL			

JANUARY

S	M	T	W	T	F	S
						1
						2
						3
						4
						5
						6
						7
8 6:00 LAC	9	10	11 ESPN 7:30 MIL	12	13	14 7:00 IND
15	16 NBA TV 3:30 MIA	17	18 ESPN 6:30 DAL	19	20 7:30 NYK	21 7:30 CHA
22	23 NBA TV 7:00 CHI	24	25 7:00 OKC	26	27	28 7:30 LAC
29	30 NBA TV 7:00 POR	31				

MARCH

S	M	T	W	T	F	S
						1
						2
						3
						4
						5
						6
						7
						8
						9
						10
						11
						12
						13
						14
						15
						16
						17
						18
						19
						20
						21
						22
						23
						24
						25
						26
						27
						28
						29
						30
						31



BALLY SPORTS SOUTHEAST: BSSE | NBA TV: NBA

- PRESEASON HOME
- PRESEASON AWAY
- HOME GAME
- AWAY GAME
- ALL-STAR BREAK

All games available in HD. All games listed as Eastern Time (ET) and subject to change.

1994
CENTRAL
JUNIOR
CAPTAIN

ATLANTA
HAWKS
2017
State Farm
AWARDS

State Farm ARENA

State Farm
AWARDS

Knicks

PTS	18-37	FTH	40%
REB	06-12	3PT	50%
FT	03-05	FT%	60%
HRB	20	AST	12
BLK	2	STL	1
TO	6	PLS	11

FLAWES

PTS	18-37	FTH	40%
REB	06-12	3PT	50%
FT	03-05	FT%	60%
HRB	20	AST	12
BLK	2	STL	1
TO	6	PLS	11

WELCOME TO
State Farm
ARENA

Knicks

Hotels.com

3:39
45 42
2ND 24
45 42

